

2022-23 FAU MEN'S BASKETBALL GAME NOTES

Dominant Davis

Johnell Davis put his name on the map during the 2023 NCAA Tournament. The FAU guard is averaging 17.3 points and 7.9 boards per game in the Big Dance as the Owls' leading March Madness scorer.

In the Round of 32, Davis put up a historic statline never before seen in tournament history: 29 points, 12 rebounds, five assists, and five steals. His steal and breakaway layup in the second half helped the Owls take the lead and solidify the victory.

In his first March Madness battle, Davis scored 10 of his 12 points in the second half, hitting two clutch threes late in the frame to keep the Owls in the game, eventually setting up the fantastic finish.

Cardiac Kids

Much like many of the Owls' regular-season games, FAU has pulled out close wins by controlling the stretch run of the NCAA Tournament contests. The Owls have won by margins of one point (66-65, Memphis), three (79-76, Kansas State), seven (62-55, Tennessee) and eight (78-70, FDU) in the Big Dance.

The Owls have shown their poise in clutch situations and close games this year. Florida Atlantic is 11-1 in games decided by five points or less and 16-1 in games decided by nine points or less.

General Information

Location	Boca Raton, Fla.
Founded	1961
Enrollment	30,522
Nickname	Owls
Colors	Blue and Red
Arena	Abessinio Court at FAU Arena (2,500)
Affiliation	Division I
Conference	Conference USA
Athletics Phone	(561) 297-3199
Ticket Office Phone	(561) 297-0579
President	Dr. John Kelly
Athletics Director	Brian White
SWA	Mary Giardina

History

First Year	1988-89
Seasons Played	34
First Season in DI	1994-95
All-Time Record	429-609
Division I Record	361-510
Conference Titles	1 (ASUN, 2002)
Postseason Appearances	Three
.....	2002 NCAA, 2011 NIT, 2019 CIT
NCAA Tournament	0-1

2022-23 In Review

Overall Record	35-3
Home	17-0
Away	11-3
Conference	18-2
C-USA Finish	1st

Coaching and Support Staff

Head Coach	Dusty May
Alma Mater	Indiana '00
Record at FAU (Years)	101-59 (5th year)
C-USA Record (Years)	56-34 (5th year)
Career Record (Years)	Same
Assistant Coach (Alma Mater)	Kyle Church (Charlotte '10)
Assistant Coach (Alma Mater)	Todd Abernethy (Ole Miss '07)
Assistant Coach (Alma Mater)	Drew Williamson (ODU '07)
Director of Operations (Alma Mater)	KT Harrell (Auburn '15)
Asst. to the Head Coach (Alma Mater)	Brandon Gilbert (UF '14)
Athletic Trainer	Anfernee Powell
Strength & Conditioning Coach	Zane Scott
Basketball Office Phone	(561) 297-0097

Media Relations

Assistant Director of Communications (MBB Contact)	Evan Shomo
Email	eshomo@fau.edu
Twitter	@FAUMBB
Instagram	@FAUMBB
Facebook	FAUMBB
Athletics Website	FAUSports.com
The Voice of FAU	Ken LaVicka
.....	Fox Sports 640AM South Florida

2022-23 Roster Breakdown

#	Name	Ht.	Wt.	Pos.	Yr.	GP-GS	PPG	RPG
0	Brenen Lorient	6-9	190	F	Fr.	21-0	0.8	0.5
1	Johnell Davis	6-4	203	G	So. (3rd yr.)	36-15	13.9	5.5
2	Nick Boyd	6-3	175	G	So. (3rd yr.)	37-36	8.9	4.3
3	Giancarlo Rosado	6-8	247	F	So. (3rd yr.)	38-0	5.7	3.5
4	Bryan Greenlee	6-0	191	G	Jr.	38-33	7.4	2.4
5	Isaiah Gaines	6-8	225	F	So.	25-1	1.8	1.6
11	Michael Forrest	6-1	174	G	Sr.	36-1	8.4	2.3
12	Jalen Gaffney	6-3	185	G	Jr.	37-23	4.4	2.7
13	Jack Johnson	6-4	185	G	Fr.	0-0	0.0	0.0
15	Alijah Martin	6-2	210	G	So. (3rd yr.)	35-20	13.1	5.2
21	Alejandro Ralat	6-0	160	G	R-So.	14-0	0.5	0.1
23	Brandon Weatherspoon	6-4	185	G	Jr.	38-23	5.1	2.2
25	Tre Carroll	6-7	230	F	R-Fr.	18-0	3.4	1.8
30	Leo Beath	6-8	210	F	Fr.	0-0	0.0	0.0
50	Vlad Goldin	7-1	240	C	So. (3rd yr.)	38-38	10.3	6.6

By Class

Freshmen	4
Sophomores	7
Juniors	3
Seniors/GS	1

By State

Florida	6
Mississippi	2
Indiana	1
California	1
New York	2
New Jersey	1

By Country

USA (inc. PR)	14
Russia	1

2022-23 FAU MEN'S BASKETBALL GAME NOTES

The Goldin Era

Owl center **Vladislav Goldin** has been another key anchor for FAU this season, and was named Third Team All-C-USA. He is averaging a career-high 10.3 points per game and a team-leading 6.6 rebounds per game.

Goldin has also been a major presence in the paint with a team-leading 47 blocks. Goldin had one of his best games of the season in the Elite Eight with 14 points and 13 rebounds against Kansas State.

The Owl big man is the only one to start and play in each of FAU's 38 games this season and has led the team in rebounding in 20 games.

By the Numbers

The Owls are among the nation's top teams in several statistical categories, finishing the regular season with the top ranking in bench points per game (37.6), tied for third in winning percentage (.903), No. 9 in 3-pointers per game (10.1), the No. 10 ranking in scoring margin (+13.6), No. 16 in defensive rebounds per game (27.9), No. 17 in effective field goal percentage (.556), No. 22 in rebounding margin (+5.7), and No. 38 in field goal percentage defense (41.1%).

Board Battles

The scrappy Florida Atlantic Owls are in the Final Four thanks to rebounding. The Owls are currently 29-0 when the team outrebounds their opponent. Despite being undersized compared to most March Madness-bound teams, and playing a four-guard lineup, FAU has had an advantage in each of their four games, including doubling Kansas State's board numbers 44-22 in the Elite Eight matchup

On the season, **Vladislav Goldin** leads the way with 6.6 rebounds a night with **Jhonnell Davis** and **Alijah Martin** tallying 5.5 and 5.2 boards per game, respectively.

The Last Time FAU ...

Scored 90+	3/2/23 (103-74 vs. Rice)
Scored 95+	3/2/23 (103-74 vs. Rice)
Scored 100+	3/2/23 (103-74 vs. Rice)
Allowed 100+	2/6/16 (107-67 at UAB)
Allowed 50 or less	12/29/22 (50-46 at North Texas)
Won an OT game. 2/11/23 (90-85 vs. LA Tech)	
Lost an OT game	11/22/21 (83-78 vs. Troy)
Won a Multi-OT gm	2/11/12 (86-81 vs. UNT-2OT)
Lost a Multi-OT gm	12/14/18 (75-71 at Ark St-2OT)
Made 35+ FGs	3/2/23 (39 vs. Rice)
Made 30+ FTs	11/13/10 (33 vs. Milwaukee)
Made 25+ FTs	2/23/19 (25 vs. FIU)
Grabbed 50+ Reb	11/7/22 (50 vs. Lynn)
Tallied 20+ Assists	11/7/22 (21 vs. Lynn)
Nabbed 15+ Steals	12/12/20 (17 vs. Florida Memorial)

The Last Time an Owl ...

Scored 25+ points	Jhonnell Davis (29)
	3/19/23 vs FDU
Scored 30+ points	Alijah Martin (30)
	3/11/23 vs.UAB
Made 10+ FGs	Alijah Martin (12)
	3/11/23 vs.UAB
Made 5+ 3FGs	Alijah Martin (5)
	3/11/23 vs UAB
Made 10+FTs	Jhonnell Davis (10)
	1/5/23 vs.UAB
Made 15+FTs	Raymond Taylor (16)
	12/10/09 vs Warner
Grabbed 15+ Reb	Ronald Delph (17)
	1/11/18 at UTEP
Dished 10+ Assists	Bryan Greenlee (10)
	1/8/22 at Marshall
Tallied a double-double	Vlad Goldin
	3/25/23 vs Kansas State (14 points, 13 rebounds)



2022-23 FAU MEN'S BASKETBALL GAME NOTES

The Unprecedented Owls

- Florida Atlantic is only the ninth team seeded at No. 9 or lower to make the Final Four and just third No. 9 seed ever to make the Final Four
- The Owls have an opportunity to become the lowest seed ever to win a National Championship, the lowest seed to win it all currently is the 1985 Villanova Wildcats, who were an eight seed
- At 35 wins, Florida Atlantic is already tied for the 17th most wins in a season in NCAA history. 36 wins would tie them for 10th place and 37 would tie them for fourth place. The most wins in a season is 38
- The Owls are the first nine seed to beat a three seed since seeding began in 1979
- FAU is the first team to win 35 games since 2018-19 Virginia
- FAU is just the fifth team to make the Final Four after never winning a tournament game in previous seasons (since 1979) and the first since George Mason in 2006
- FAU could be the first team that entered the big dance with zero tournament wins before to reach the National Title game since Indiana State in 1979
- FAU could become the first team that entered the tournament with zero wins before to win the national championship since Loyola in 1963
- FAU is the first team to make the Final Four in two or less tournament appearances since Seton Hall in 1989
- FAU is the first Conference USA team to make the Final Four since Memphis in 2008
- Among all Final Four teams, FAU has the longest current winning streak at 11 games

Record Setters

In what is undoubtedly the most successful season in school history, FAU has consistently added themselves to the record book. The team has set an all-time mark in the following:

- Total wins in a season in school history (35)
- Second NCAA Tournament appearance in school history, first since 2001-02
- Highest ever seeding in NCAA history (9 seed, 2002 seeding was 15)
- First NCAA Tournament wins (4) and first ever Final Four appearance
- C-USA wins: 18 (also conference record)
- Longest winning streak (20 - third-longest winning streak in C-USA history)
- Home wins (17)
- Longest home winning streak (18)
- First ever Conference USA Regular Season Championship
- First ever Conference USA Tournament Championship
- First ever AP Top 25 Ranking
- First ever USA Today Coaches Poll Top 25 Ranking
- 3-pointers in a season (332)



2022-23 FAU MEN'S BASKETBALL GAME NOTES

Owls at the NCAA Tournament

The Owls entered the 2023 NCAA Tournament as the No. 9 seed in the East region for just their second tournament appearance in school history, the first since 2002, and no wins to their name this deep in March. 31 wins and the Conference USA title were not enough for the hungry Florida Atlantic team as they were ready to show the nation what their team was truly made of.

At Nationwide Arena in Columbus, Ohio, Florida Atlantic took care of business to accomplish what no Owls' team had done before: advance to the second round. In the opening Round of 64, FAU battled the No. 8 Memphis Tigers in a game that came down to the very last possession. Down by one with just five seconds remaining, redshirt freshman guard **Nick Boyd** took a play drawn up for him to forcefully drive right to the basket for a layup to win the game 66-65. The game was keyed by sophomore big man **Giancarlo Rosado**, who had a perfect 6-6 shooting night from the field.

There was little time to rest in Columbus, as the Owls took on the No. 16 seed FDU less than 48 hours later. The story of the night was a historic statline from sophomore guard **Johnell Davis**, who put up 29 points, 12 rebounds, five assists, and five steals, the first player in NCAA tournament history with a 25+, 10+, five and five+ game. The 78-70 win advanced Florida Atlantic to the Sweet Sixteen, where they would step on the court of Madison Square Garden in New York City.

Next on the Owls' docket was the No. 4 seed Tennessee Volunteers, a lengthy and physical team that boasted the top defense against the three-point shot in the nation. Florida Atlantic entered the game ready to fight on every possession and kept their composure despite an early nine point deficit. Senior guard **Michael Forrest** had his breakout game of the tournament, scoring 11 points including eight straight to spark an 18-2 run in the second half. FAU outscored the Volunteers 40-28 in the second period and outrebounded them 40-36 on the night to win the game 62-55, advancing them to the Elite Eight and keeping them at MSG for the East regional championship.

Florida Atlantic's opponent for the East Regional title game was the No. 3 seed Kansas State. It was another back-and-forth battle that required a second half comeback, but the Owls' once again survived and advanced. The team found their offensive rhythm, shooting 48% from the field on the night as FAU took down the Wildcats by a score of 79-76. Four players scored in double figures, with **Alijah Martin** leading the way with a team-high 17 points. The final buzzer sounded and nets were cut at The Garden as the 2022-23 Florida Atlantic Owls cemented themselves into the history books as one of the greatest stories in college basketball, becoming the East regional champions and advancing to the Final Four. Now, the Owls look ahead to playing San Diego State at NRG Stadium in Houston, Texas.



2022-23 FAU MEN'S BASKETBALL GAME NOTES

Owls at the C-USA Tournament

Entering as the regular season champions and the number one seed, FAU entered their journey at the Conference USA Tournament with high expectations. After a first round bye, the Owls began tournament play against Western Kentucky, who they had swept 2-0 in the regular season. The game was almost never in doubt, as a 10-point halftime lead turned into a convincing 24-point victory by a score of 75-51. **Johnell Davis** led the way with a strong all-around game, tallying 14 points, five rebounds, four assists and three steals.

The Owls had a quick 20-hour turnaround before their next game against Middle Tennessee in the semifinal, a team they split the regular season with and gave FAU one of their only three losses. The first half was more of the same from the previous night with FAU taking a 16-point lead, but the Blue Raiders tightened it up in the second half, at one point tying the game. The Owls ultimately never relinquished a lead and was able to hang on with a four-point lead with just 13 seconds left. A Middle Tennessee 3-pointer put the team within one, and was fouled in the process with a potential four-point play to tie the game. The free throw was missed, but FAU could not snag the rebound, giving Middle a final chance to win the game. A heroic stand-up block by **Vlad Goldin** denied the Blue Raiders the chance at the win, followed by two free throws by **Alijah Martin** to seal the 68-65 victory and send Florida Atlantic to the championship. Davis put together another great performance in the win with 18 points on 6-9 shooting and added four rebounds and four steals.

For the final, FAU matched up against the defending 2022 C-USA champion UAB. Like Middle Tennessee, the Owls split the season series 1-1 with the Blazers, both in high-scoring affairs. Expected to be a close matchup, **Dusty May's** squad took the lead early and never looked back, ultimately winning 78-56. This game was Martin's time to shine, putting up 30 points and 11 rebounds for the double double. Davis put forth yet another 18 point performance on 6-9 shooting and added four more steals, upping his total to 11 over three games.

The win gave the Owls their first ever Conference USA championship and earned them an automatic bid to the 2023 NCAA Men's Basketball Tournament.



2022-23 FAU MEN'S BASKETBALL GAME NOTES

2022-23 Roster

No.	Name	Ht.	Wt.	Cl.	Pos.	Hometown/High School (Previous School)
0	Brenen Lorient	6-9	200	F	Fr.	Ocala, Fla. / Forest
1	Johnell Davis	6-4	203	G	So.	Gary, Ind. / 21st Century
2	Nick Boyd	6-3	175	G	R-Fr.	Garnerville, N.Y. / Don Bosco Institute
3	Giancarlo Rosado	6-8	247	F	So.	West Palm Beach, Fla. / Palm Beach Lakes
4	Bryan Greenlee	6-0	191	G	Jr.	Gainesville, Fla. / The Rock School (Minnesota)
5	Isaiah Gaines	6-8	225	F	So.	Pensacola, Fla. / Pensacola / (Northwest MS CC)
11	Michael Forrest	6-1	174	G	Sr.	Lauderhill, Fla. / Blanche Ely
12	Jalen Gaffney	6-3	185	G	Jr.	Columbus, N.J. / The Westtown School (UCONN)
13	Jack Johnson	6-4	185	G	Fr.	White Plains, N.Y. / Choate Rosemary
15	Alijah Martin	6-2	210	G	So.	Summit, Miss. / North Pike
21	Alejandro Ralat	6-0	160	G	R-So.	San Juan, Puerto Rico / Saint Andrew's
23	Brandon Weatherspoon	6-4	186	G	Jr.	Canton, Miss. / Canton (Holmes CC)
25	Tre Carroll	6-7	227	F	R-Fr.	Punta Gorda, Fla. / Charlotte
30	Leo Beath	6-8	210	F	Fr.	Malibu, Calif / Oak Park
50	Vladislav Goldin	7-1	240	C	So.	Nalchick, Russia / Puntam Science Academy (Texas Tech)

Coaches

Head Coach: Dusty May (5th season, 101-59)

Assistant Coaches: Todd Abernethy, Kyle Church, Drew Williamson

Assistant to the Head Coach: Brandon Gilbert

Director of Basketball Operations: KT Harrell



2022-23 FAU MEN'S BASKETBALL GAME NOTES

2022-23 Radio/TV Roster



0
Brener Loriant
 BRENN-en - lore-EE-ent
 6-9 Fr. • F • Ocala, Fla.



1
Johnell Davis
 jah-NELL
 6-4 So • G • Gary, Ind.



2
Nick Boyd
 6-3 R-Fr. • G • Gamerville, N.Y.



3
Giancarlo Rosado
 zhean-CAR-lo // roe-SAW-doe
 6-8 So. • F • West Palm Beach, Fla.



4
Bryan Greenlee
 6-0 Jr. • G • Gainesville, Fla.



5
Isaiah Gaines
 eye - ZAY - uh
 6-8 So. • F • Pensacola, Fla.



11
Michael Forrest
 6-1 Sr. • G • Lauderhill, Fla.



12
Jalen Gaffney
 6-3 Jr. • G • Columbus, N.J.



13
Jack Johnson
 6-4 Fr.. • G • White Plains, N.Y.



15
Alijah Martin
 uh-LIE-juh
 6-2 So. • G • Summit, Miss.



21
Alejandro Ralat
 all-ee-HON-dro // ruh-LOT
 6-0 R-So. • G • San Juan, PR



23
Brandon Weatherspoon
 6-4 Jr. • G • Canton, Miss.



25
Tre Carroll
 TREY
 6-7 R-Fr. • F • Punta Gorda, Fla.



30
Leo Beath
 LEE-oh BEETH
 6-8 Fr. • F • Malibu, Calif.




50
Vlad Goldin
 7-1 So. • C • Nalchick, Russia




Dusty May
 Head Coach
 5th year • 101-59



Kyle Church
 Assistant Coach
 5th year




Todd Abernethy
 Assistant Coach
 4th year



Drew Williamson
 Assistant Coach
 2nd year



KT Harrell
 Director of Operations
 1st year



Brandon Gilbert
 Assistant to the Head Coach
 5th year

2022-23 FAU MEN'S BASKETBALL GAME NOTES

22-23 Leading the Owls

A look at how many times each Owl has led FAU in points, rebounds, assists and steals:

(Including ties ... if two or more players tie for team lead, each of them is credited)

Points

Johnell Davis - 11
 Alijah Martin - 11
 Vladislav Goldin - 6
 Nick Boyd - 5
 Michael Forrest - 3
 Bryan Greenlee - 1
 Brandon Weatherspoon - 1
 Giancarlo Rosado - 1

Rebounds

Vladislav Goldin - 20
 Alijah Martin - 8
 Johnell Davis - 6
 Nick Boyd - 5
 Giancarlo Rosado - 2
 Michael Forrest - 1
 Isaiah Gaines - 1
 Bryan Greenlee - 1

Assists

Jalen Gaffney - 14
 Nick Boyd - 11
 Bryan Greenlee - 9
 Johnell Davis - 7
 Michael Forrest - 5
 Giancarlo Rosado - 5
 Brandon Weatherspoon - 3
 Alijah Martin - 2
 Vladislav Goldin - 1

Steals

Johnell Davis - 14
 Nick Boyd - 8
 Alijah Martin - 8
 Bryan Greenlee - 6
 Michael Forrest - 6
 Jalen Gaffney - 5
 Vladislav Goldin - 4
 Brandon Weatherspoon - 4

3-pointers

Alijah Martin - 14
 Nick Boyd - 11
 Bryan Greenlee - 9
 Johnell Davis - 7
 Michael Forrest - 6
 Brandon Weatherspoon - 4
 Jalen Gaffney - 3

Owl Season Category Leaders

Points Per Game

Johnell Davis - 13.9
 Alijah Martin - 13.1
 Vladislav Goldin - 10.3

Rebounds Per Game

Vladislav Goldin - 6.6
 Alijah Martin - 5.5
 Johnell Davis - 5.2

Assists (Total)

Nick Boyd - 92
 Jalen Gaffney - 89
 Bryan Greenlee - 82

22-23 By The Numbers

Win/Loss Margin

	1	2	3	4	5	6	7	8	9	10-15	16-20	20+
Wins	1	2	2	5	1	-	2	1	2	4	3	12
Losses	-	-	-	1	-	-	-	-	1	1	-	-

Leads/Deficits (2022-23)

FAU's Largest Halftime Lead	29 vs. Rice (57-28), 3.2.23
FAU's Largest Halftime Deficit	13 at UAB (43-30), 2.2.23
FAU's Largest Lead Overall	42 vs. UTSA (106-64), 2.23.23
FAU's Largest Deficit Overall	17 at Ole Miss (54-37), 11.11.22
FAU's Largest Winning Margin	35 vs. Lynn (81-46), 11.7.22
FAU's Largest Losing Margin	13 at Ole Miss (80-67), 11.11.22

Streaks

Current Overall	Won 11
Current Home	Won 17
Current Away	Won 2
Longest Winning Streak	Won 20
Longest Losing Streak	Lost 1

22-23 Game-By-Game Leaders

Opponent	PTS	REB	2022-23		
			AST	STL	3-PT
Lynn	Davis - 15	Rosado - 10	Boyd - 5	Davis - 3	Davis/Boyd/Gaffney - 2
Ole Miss	Goldin - 19	Goldin - 9	Boyd - 4	4 tied - 1	Martin - 3
Florida	Forrest - 20	Davis - 10	Gaffney - 4	Boyd - 3	Forrest/Davis - 4
Bryant	Martin - 15	Martin - 9	Gaffney/Forrest - 4	Greenlee/Forrest - 2	Greenlee - 3
Detroit Mercy	Martin/Goldin - 12	Gaines - 6	Greenlee - 4	Weatherspoon - 3	Gaffney/Martin/ Greenlee - 2
Albany	Boyd - 16	Rosado - 7	Forrest - 4	Forrest - 2	Forrest/Gaffney - 2
South Alabama	Forrest - 17	Boyd - 10	Gaffney/Forrest - 3	Greenlee - 3	Weatherspoon - 4
Eastern Michigan	Greenlee - 23	Boyd/Goldin/ - 7 Forrest	Greenlee - 4	Weatherspoon - 2	Gaffney - 4
FGCU	Martin - 21	Goldin - 8	Greenlee - 5	Davis - 2	Martin - 4
St. Thomas	Martin - 18	Boyd - 7	Rosado - 7	Davis/Martin - 2	Boyd - 4
FIU	Martin - 18	Davis - 10	4 players - 3	Boyd - 2	Martin - 3
NKU	Boyd - 15	Goldin - 8	Boyd - 4	6 tied - 1	Boyd - 5
North Texas	Goldin - 11	Goldin - 13	Greenlee/Forrest - 2	Martin - 2	Boyd/Forrest/ Greenlee - 1
UAB	Davis - 36	Martin - 10	Gaffney - 6	Boyd - 2	Davis - 4
Charlotte	Martin - 17	Davis/Goldin - 5	Goldin - 4	Forrest - 2	Martin - 5
FIU	Davis - 17	Forrest - 9	Gaffney - 5	Goldin - 3	Boyd - 3
North Texas	Davis - 16	Goldin - 8	Greenlee - 3	Davis - 3	Davis/Boyd - 2
WKU	Boyd - 16	Goldin - 7	Boyd/Davis/Gaffney - 4	Boyd - 3	Boyd - 3
UTSA	Davis - 14	Goldin/Martin - 7	Gaffney/Greenlee - 4	Martin - 3	Forrest - 3
UTEP	Davis - 20	Davis/Golin - 6	Boyd - 4	Boyd/Greenlee/Gaffney - 1	Davis - 2
Middle Tennessee	Davis - 25	Goldin - 9	Boyd/Gaffney/Martin - 3	Davis - 5	Boyd/Davis - 3
WKU	Weatherspoon - 11	Martin - 7	Greenlee - 5	Davis - 3	Boyd/Weatherspoon - 3
UAB	Boyd - 18	Davis - 8	Gaffney - 4	5 tied - 1	Boyd - 4
Charlotte	Goldin - 15	Goldin/Martin - 6	Gaffney - 4	None	Martin - 3
Rice	Goldin - 19	Goldin - 9	Boyd/Gaffney - 3	Boyd/Forrest/Gaffney - 2	Forrest/Martin/Weather- spoon - 2
LA Tech	Martin - 26	Goldin - 7	Gaffney - 7	Davis - 3	Martin - 6
Middle Tennessee	Martin - 15	Goldin - 8	Davis - 4	Davis/Gaffney - 2	Martin - 3
UTSA	Forrest - 19	Goldin - 9	4 players - 3	Martin - 2	Boyd - 4
UTEP	Martin - 21	Goldin - 9	Gaffney - 3	Greenlee - 3	Martin - 4
Rice	Boyd - 21	Goldin - 6	Weatherspoon - 4	Gaffney - 3	Greenlee - 5
LA Tech	Goldin - 15	Martin - 8	Martin - 5	Greenlee/Davis - 2	Forrest - 3
WKU	Davis - 14	Greenlee - 8	Davis - 4	Davis - 3	Martin - 2
Middle Tennessee	Davis - 18	Martin - 6	Greenlee - 3	Davis - 4	Martin/Greenlee - 2
UAB	Martin - 30	Martin - 11	Boyd/Gaffney/Rosado - 2	Davis - 4	Martin - 5
Memphis	Rosado - 15	Goldin - 7	Boyd - 4	Weatherspoon/Forrest - 1	Boyd/Greenlee/Davis - 2
FDU	Davis - 29	Davis - 12	Boyd/Davis - 5	Davis - 5	Greenlee/Martin/Weather- spoon - 2
Tennessee	Davis - 15	Boyd - 8	Weatherspoon - 4	Weatherspoon - 1	Forrest - 3
Kansas State	Martin - 17	Goldin - 13	Davis - 6	Martin - 2	Greenlee - 4

2022-23 FAU MEN'S BASKETBALL GAME NOTES

FAU's 2022-23 Record When ...

	Overall	C-USA
At home	17-0	10-0
On the road	11-3	8-2
On a neutral floor	7-0	0-0
In November	6-1	0-0
In December	6-0	2-0
In January	9-0	9-0
In February	5-2	5-2
In March	9-0	2-0
Leading at Halftime	27-1	13-1
Trailing at Halftime	5-2	3-1
Tied at Halftime	3-0	2-0
Leading with 5:00 remaining	32-0	16-0
Trailing with 5:00 remaining	3-3	2-2
Tied with 5:00 remaining	0-0	0-0
Shooting higher FG% than opponent	30-1	14-1
Shooting lower FG% than opponent	4-2	3-1
Shooting same FG%	1-0	1-0
Shooting higher than 50%	9-0	4-0
Shooting 45-50%	14-2	7-1
Shooting 40-45%	8-0	4-0
Shooting less than 40%	4-1	3-1
Shooting higher 3FG% than opponent	22-1	11-1
Shooting lower 3FG% than opponent	12-2	7-1
Shooting same 3FG%	1-0	0-0
Making more 3FG than opponent	27-3	13-2
Making fewer 3FG than opponent	5-0	3-0
Making same number of 3FG	3-0	2-0
Shooting more FTs than opponent	21-0	12-0
Shooting fewer FTs than opponent	14-3	6-2
Shooting same number of FTs	0-0	0-0
Shooting higher FT% than opponent	14-1	6-1
Shooting lower FT% than opponent	20-2	11-1
Shooting same FT%	1-0	1-0
Out-rebounding opponent	29-0	15-0
Out-rebounded by opponent	6-3	3-2
Recording same number of rebounds	0-0	0-0
Recording more assists than opponent	32-2	16-1
Recording fewer assists than opponent	2-0	2-0
Recording same number of assists	1-1	0-1
Committing fewer turnovers than opponent	20-1	12-1
Committing more turnovers than opponent	14-2	6-1
Committing same number of turnovers	1-0	0-0
Scoring 80+ points	13-0	7-0
Scoring 70-79 points	14-2	7-2
Scoring 60-69 points	7-1	3-0
Allowing 80+ points	3-2	3-1
Allowing 70-79 points	9-1	3-1
Allowing 60-69 points	9-0	7-0
Allowing less than 60 points	14-0	5-0

2022-23 FAU MEN'S BASKETBALL GAME NOTES

All-Time Honors & Awards

All-District

Greg Gantt	2009-10
Brett Royster	2010-11
Raymond Taylor	2010-11

Conference Individual Awards

Alijah Martin	2023	C-USA Tournament MVP
Johnell Davis	2022-23	C-USA 6th Player of Year
Xavian Stapleton	2018-19	C-USA Co-Sixth Man
Brett Royster	2010-11	Sun Belt Defensive POY
Brett Royster	2009-10	Sun Belt Defensive POY

Postseason All-Conference Honors

Atlantic Sun

Craig Buchanan	1996-97	Second Team
Phillip Huyler	1966-97	Second Team
Damon Arnette	1998-99	First Team
Raheim Brown	2001-02	First Team
Mike Bell	2003-04	Second Team
Mike Bell	2004-05	First Team
Ty McTyer	2004-05	All-Freshman
Rodney Webb	2005-06	First Team
Carlos Monroe	2005-06	All-Freshman

Sun Belt

Carlos Monroe	2006-07	Second Team
DeAndre Rice	2006-07	Second Team
Carlos Monroe	2007-08	First Team
Paul Graham III	2008-09	Second Team
Greg Gantt	2009-10	Third Team
Raymond Taylor	2009-10	Third Team
Raymond Taylor	2010-11	First Team
Greg Gantt	2010-11	Second Team
Brett Royster	2010-11	Third Team
Greg Gantt	2012-13	First Team

Conference USA

Pablo Bertone	2013-14	First Team
Ronald Delph	2017-18	Third Team
Anthony Adger	2018-19	Third Team
Alijah Martin	2021-22	Third Team
Johnell Davis	2022-23	First Team
Alijah Martin	2022-23	First Team
Vladislav Goldin	2022-23	Third Team

Year-by-Year Results

Year	Coach	Overall	Conf. W/L (Finish)	Postseason
1988-89	Lonnie Williams	9-19 (.321)		
1989-90	Tim Loomis	21-7 (.750)		
1990-91	Tim Loomis	17-10 (.630)		
1991-92	Tim Loomis	15-13 (.536)		
1992-93	Tim Loomis	3-25 (.107)		
1993-94	Tim Loomis	3-24 (.111)		
1994-95	Tim Loomis	9-18 (.333)	--- (TAAC)	<i>Note: First year in DI</i>
1995-96	Kevin Billerman	9-18 (.333)	5-11 (6th/TAAC East)	
1996-97	Kevin Billerman	16-11 (.593)	11-5 (3rd/TAAC East)	
1997-98	Kevin Billerman	5-22 (.185)	5-11 (5th/TAAC East)	
1998-99	Kevin Billerman	6-20 (.231)	3-13 (11th/TAAC)	
1999-2000	Sidney Green	2-28 (.067)	0-18 (10th/TAAC)	TAAC Second Round
2000-01	Sidney Green	7-24 (.226)	5-13 (9th/TAAC)	TAAC Quarterfinals
2001-02	Sidney Green	19-12 (.613)	13-7 (3rd/ASUN)	ASUN Tourney Champions, NCAA First Round
2002-03	Sidney Green	7-21 (.250)	3-13 (6th/ASUN South)	
2003-04	Sidney Green	9-19 (.321)	6-14 (8th/ASUN)	ASUN Quarterfinals
2004-05	Sidney Green	10-17 (.370)	10-10 (9th/ASUN)	
2005-06	Matt Doherty	15-13 (.536)	14-6 (3rd/ASUN)	ASUN Quarterfinals
2006-07	Rex Walters	16-15 (.516)	10-8 (3rd/SBC East)	Sun Belt Quarterfinals
2007-08	Rex Walters	15-18 (.455)	8-10 (3rd/SBC East)	Sun Belt Quarterfinals
2008-09	Mike Jarvis	6-26 (.188)	2-16 (6th/SBC East)	Sun Belt First Round
2009-10	Mike Jarvis	14-16 (.467)	10-8 (4th/SBC East)	Sun Belt First Round
2010-11	Mike Jarvis	21-11 (.656)	13-3 (1st/SBC)	Sun Belt Quarters, NIT
2011-12	Mike Jarvis	11-19 (.367)	7-9 (8th/SBC)	Sun Belt First Round
2012-13	Mike Jarvis	14-18 (.438)	9-11 (7th/SBC)	Sun Belt First Round
2013-14	Mike Jarvis	10-22 (.313)	5-11 (11th/C-USA)	C-USA First Round
2014-15	Michael Curry	9-20 (.310)	2-16 (14th/C-USA)	
2015-16	Michael Curry	8-25 (.242)	5-13 (12th/C-USA)	C-USA Second Round
2016-17	Michael Curry	10-20 (.333)	6-12 (11th/C-USA)	C-USA First Round
2017-18	Michael Curry	12-19 (.387)	6-12 (11th/C-USA)	C-USA First Round
2018-19	Dusty May	17-16 (.515)	8-10 (9th/C-USA)	C-USA First Round, CIT
2019-20	Dusty May	17-15 (.531)	8-10 (9th/C-USA)	C-USA Quarterfinals*
2020-21	Dusty May	13-10 (.565)	7-5 (4th/C-USA East)	C-USA Quarterfinals**
2021-22	Dusty May	19-15 (.538)	11-7 (T-2nd/C-USA East)	C-USA Quarterfinals

*Remainder of C-USA Championship canceled due to COVID-19

**Fewer games played due to COVID-19

Coaching Records

Lonnie Williams	9-19 (.321)	1988-89 (One season)
Tim Loomis	68-97 (.412)	1989-95 (6 seasons)
Kevin Billerman	36-71 (.336)	1995-99 (4 seasons)
Sidney Green	54-121 (.309)	1999-2005 (6 seasons)
Matt Doherty	15-13 (.536)	2005-06 (One season)
Rex Walters	31-33 (.484)	2006-08 (2 seasons)
Mike Jarvis	76-112 (.404)	2008-14 (6 seasons)
Michael Curry	39-84 (.317)	2014-18 (4 seasons)
Dusty May	101-59 (.631)	2018-present (5th season)

2022-23 FAU MEN'S BASKETBALL GAME NOTES

All-Time FAU Arena Records

TEAM RECORDS

Points

FAU – 128 vs. Florida National (12/3/20)
Opp. – 116, FIU (1/24/98)

Field Goals Made

FAU – 49 vs. Florida National (12/3/20)
Opp. – 39, USF (12/13/99)

Field Goal Attempts

FAU – 84 vs. Florida National (12/3/20)
Opp. – 89, Warner (12/10/09)

3-Point Field Goals Made

FAU – 24 vs. Florida National (12/3/20)
Opp. – 16 (2x), last Troy (3/4/04)

3-Point Field Goal Attempts

FAU – 46 vs. Florida National (12/3/20)
Opp. – 43, Troy (1/12/08)

Free Throws Made

FAU – 44 vs. Warner (12/10/09)
Opp. – 35, ULM (1/22/09)
35, South Alabama (1/2/09)

Free Throw Attempts

FAU – 58 vs. Warner (12/10/09)
Opp. – 45, South Alabama (1/2/10)
45, ULM (1/22/09)

Rebounds

FAU – 61 vs. Warner (1/1/14)
Opp. – 61, Warner (12/10/09)

Assists

FAU – 31 vs. Florida National (12/3/20)
31 vs. Mary Washington (12/29/03)
Opp. – 29, USF (12/13/99)

Steals

FAU – 18 vs. Nova Southeastern (11/27/02)
Opp. – 23, USF (12/13/99)

Blocks

FAU – 12, 2x, last vs. Harvard (1/21/14)
Opp. – 10, Miami (11/18/00)

INDIVIDUAL RECORDS

Points

FAU – 39, Earnest Crumbley
vs. Campbell (2/26/04)
Opp. – 38, Jhivvan Jackson, UTSA (2/27/20)

Field Goals Made

FAU – 13 (4x), last Pablo Bertone
vs. UAB (2/8/14)
Opp. – 13, Jhivvan Jackson, UTSA (2/27/20)

Field Goal Attempts

FAU – 23 (2x), last Jeff Cowans
vs. Troy (2/22/03)
Opp. – 24, Dorell Henderson,
Warner (12/10/09)

3-Point Field Goals Made

FAU – 8, Paul Graham III vs. Troy (2/7/09)
8, Earnest Crumbley
vs. Miami (12/3/02)
Opp. – 9, Adam Fellers, Campbell (1/13/00)

3-Point Field Goal Attempts

FAU - 18, Earnest Crumbley
vs. Campbell (2/26/04)
Opp. – 16, Jhivvan Jackson, UTSA (2/27/20)
16, Eric Smith, Campbell (2/2/06)

Free Throws Made

FAU – 16, Raymond Taylor
vs. Warner (12/10/09)
16, James Turner vs. FIU (1/24/98)
Opp. – 15, Dorell Henderson,
Warner (12/10/09)

Free Throw Attempts

FAU – 20, James Turner vs. FIU (1/24/98)
Opp. – 19, Dorell Henderson,
Warner (12/10/09)

Rebounds

FAU – 23, Mike Bell vs. Stetson (2/12/04)
Opp. – 22, Rashad Jones-Jennings,
Little Rock (1/27/07)

Assists

FAU – 16, Alex Tucker vs. FIU (1/30/10)
Opp. – 12, Kevin Kanaskie,
Middle Tennessee (1/10/07)

Steals

FAU – 7, Kahleaf Watson
vs. Georgia State (2/17/05)
Opp. – 9, Kotkenya Cullins,
St. Thomas (11/16/98)

Blocks

FAU – 8, Wes Edwards
vs. Nova Southeastern (11/27/02)
Opp. – 8, Kleon Penn,
McNeese State (12/1/07)

ATTENDANCE (since 2008-09)

3,130.....2/25/23 vs. UTEP
3,082 .. 1/26/23 vs. Middle Tennessee
3,060 1/14/23 vs. North Texas
3,049..... 2/23/23 vs. UTSA
3,027 2/9/23 vs. Rice
3,012..... 1/28/23 vs. WKU
2,982.....2/11/23 vs. LA TECH
2,961 2/5/11 vs. FIU
2,916 1/30/10 vs. FIU
2,854 11/19/11 vs. George Mason
2,854 2/4/12 vs. FIU
2,804 2/25/12 vs. Troy
2,772 11/16/21 vs. Miami

STUDENT ATTENDANCE (since 2012-13)

1,605..... 1/14/23 vs. North Texas
1,350..... 1/23/19 vs. FIU
1,282..... 1/16/20 vs. Middle Tennessee
1,239..... 12/13/22 vs. FGCU
1,034 11/16/21 vs. Miami
857..... 2/8/20 vs. FIU
852..... 1/14/16 vs. Southern Miss

2022-23 FAU MEN'S BASKETBALL GAME NOTES

Team Single-Game Records

SCORING

Most Points Scored

128..... vs. Florida National, 128-64 (12/3/20)
 112..... vs. Florida Memorial, 112-49 (12/12/20)
 111 vs. Palm Beach Atlantic, 111-62 (11/18/88)
 110 vs. Webber, 110-77 (2/25/89)

Largest Margin of Victory

64..... vs. Florida National, 128-64 (12/3/20)
 63..... vs. Florida Memorial, 112-49 (12/12/20)
 60 vs. Webber International, 106-46 (12/10/17)
 51 at Nova Southeastern, 105-54 (1/22/91)

Largest Margin of Defeat

58 at Florida, 100-42 (11/27/00)
 54 at Saint Leo, 136-82 (2/9/91)
 53 at North Carolina, 105-52 (12/19/06)

Most Points Scored by an Opponent

122 at Troy, 122-97 (2/13/93)
 121 vs. Troy, 121-93 (1/6/93)
 118 vs. Southern, 118-92 (12/7/91)

Fewest Points Scored by FAU

35 at Virginia Tech (2/4/95)
 38 at Arkansas State (1/26/13)
 40 vs. Akron (12/29/92)
 42 at Florida (11/27/00)

Fewest Points Scored by an Opponent

30 vs. ULM (1/5/12)
 32 vs. Palm Beach Atlantic (11/23/91)
 35 vs. Tampa (12/19/19)
 41..... vs. North Florida (12/5/21)
 41..... vs. Mobile (11/28/20)
 43 vs. Detroit Mercy (1/10/91)

Most Points Scored, Both Teams

219 Loss at Troy, 122-97 (2/13/93)

Fewest Points Scored, Both Teams

78 Loss at Little Rock, 40-38 (1/7/12)

SHOOTING

Most Field Goals Made

49..... vs. Florida National (12/3/20)
 48 vs. St Mary's (11/20/01)
 47 vs. Trinity Baptist (11/27/89)
 45 vs. Palm Beach Atlantic (11/18/88)

Most Field Goal Attempts

86 at Gardner-Webb (2/26/05)
 86 at Mercer (1/3/05)
 85 vs. Webber International (2/25/89)
 84..... vs. Florida National (12/3/20)

Highest Field Goal Percentage

.696 vs. Kennesaw State, 32-for-46 (2/18/06)
 .678 vs. Saint Leo, 40-for-59 (11/20/89)
 .661 . vs. Florida Memorial, 37-for-56 (11/28/06)

Highest 3-Point Field Goal Percentage

(*min. 10 attempted*)
 .762..... vs. Charlotte, 16-for-21 (1/17/22)
 .706 vs. Kennesaw State, 12-for-17 (2/18/06)
 .700 at Little Rock, 7-for-10 (1/24/13)
 .682 at Southern Miss, 15-for-22 (2/28/17)
 .667 vs. FIU, 12-of-18 (3/5/08)

Most Free Throws Made

44 vs. Warner (12/20/10)
 38 vs. FIU (1/24/98)
 37 vs. Rosary (12/30/89)
 36 vs. Middle Tennessee (2/23/08)
 35 vs. Georgia State (1/2/99)

Most Free Throw Attempts

58 vs. Warner (12/20/10)
 52 vs. Jacksonville (12/4/05)
 51 vs. Lehigh (12/28/96)
 49 vs. Georgia State (1/2/99)
 49 vs. Barry (12/04/91)

OTHER

Most Rebounds

61 vs. Warner (1/1/14)
 60 vs. Palm Beach Atlantic (11/18/88)
 58 vs. Hannibal-Lagrange College (12/17/91)
 56..... vs. Florida National (12/3/20)
 56 vs. St. Mary's (11/20/01)
 56 at Miami (11/16/97)

Most Assists

33 vs. Webber International (2/25/89)
 31..... vs. Florida National (12/3/20)
 31 vs. Mary Washington (12/29/03)

Most Steals

23 vs. Embry-Riddle (11/18/89)
 18 vs. Nova Southeastern (11/27/02)
 18 at Centenary College (1/25/99)

Most Blocked Shots

12 vs. Harvard (1/21/14)
 12 vs. Warner (11/17/10)
 12 vs. Miami (12/19/09)
 12 at Campbell (2/24/05)
 11 vs. UTSA (1/23/16)
 11..... vs. Miami (12/03/02)
 10 vs. UTSA (2/11/16)
 10 vs. St. Mary's (11/20/01)
 10 vs. Nova Southeastern (2/17/97)

Most Turnovers

47 vs. Saint Leo (12/3/88)
 35 at NC State (11/22/96)

Fewest Turnovers

4 vs. FIU (1/4/15)
 4 at Mississippi State (11/30/10)
 5..... vs. Palm Beach Atlantic (12/8/21)
 5..... vs. Florida Tech (12/17/21)
 5 at UTSA (1/13/18)
 5 at Troy (1/17/13)
 5 vs. Portland (11/12/11)
 5 vs. Little Rock (1/22/11)
 5 at Portland (11/14/10)
 5 at Colgate (11/18/05)
 5 vs. USF (1/21/95)

2022-23 FAU MEN'S BASKETBALL GAME NOTES

Individual Single-Game Records

SCORING

Points in a Game

39..... DeAndre Rice at Troy (2/3/07)
39..... Earnest Crumbley vs. Campbell (2/26/04)
38..... Ray Schultz at Florida Memorial (2/23/89)
36..... Johnell Davis vs. UAB (1/5/23)
35..... Mike Bell vs. Lipscomb (1/19/04)
35..... Marlon Jemerson vs. Centenary (1/8/94)
34..... Alijah Martin vs. FIU (3/5/22)
34..... Cornelius Taylor vs. Rice (1/9/20)
34..... Pablo Bertone vs. UAB (2/8/14)
34..... Greg Gantt at Stetson (12/7/12)
34..... Quinton Young at Campbell (2/24/05)
34..... Shane Taylor vs. SMU (1/3/91)
34..... Ron McLin vs. Flagler (2/17/89)

Points in a Conference Game

39..... DeAndre Rice at Troy (2/3/07)
39..... Earnest Crumbley vs. Campbell (2/26/04)
36..... Johnell Davis vs. UAB (1/5/23)

Points in a Conference Tournament Game

30..... Alijah Martin vs. UAB (3/11/23)
30..... DeAndre Rice vs. WKU (3/4/07)

Points by a Freshman

35..... Marlon Jemerson vs. Centenary (1/8/94)

FIELD GOALS

Field Goals Made in a Game

17..... Ron McLin vs. Florida Memorial (2/23/89)
14... Darrin Herrick vs. Florida Memorial (11/30/89)
13..... 8 times – Pablo Bertone vs. UAB (2/8/14)

Field Goals Made in a Conference Game

13..... Pablo Bertone vs. UAB (2/8/14)
13... DeAndre Rice vs. Arkansas State (1/31/07)
13..... Carlos Monroe at South Alabama (1/6/07)
13..... Mike Bell vs. Lipscomb (1/19/04)

Highest Field-Goal Percentage in a Game

(min. 9 made)

1.000...Raheim Brown, 9-9 vs. Campbell (2/28/01)
.909 DeAndre Rice, 10-11 vs. FIU (2/10/07)
.909 .. Rodney Webb, 10-11 vs. Kennesaw State (2/18/06)
.909Bryan Greenlee, 10-11 vs. Eastern Michigan (12/4/22)

3-POINT FGs

3-Point FGs in a Game

11..... Earnest Crumbley vs. Campbell (2/26/04)
10..... DeAndre Rice vs. Troy (2/3/07)

3-Point FGs in a Conference Game

11..... Earnest Crumbley vs. Campbell (2/26/04)
10..... DeAndre Rice at Troy (2/3/07)

3-Point FGs in a Conference Tourn. Game

7..... Kevin Sheppard vs. Jacksonville (2/28/02)

3-Point FG Attempts in a Game

18..... Earnest Crumbley vs. Campbell (2/26/04)
16..... DeAndre Rice at Troy (2/3/07)
16..... Rob Ritter at Mercer (2/13/95)

3-Point FG Attempts in a Conf. Game

18..... Earnest Crumbley vs. Campbell (2/26/04)
16..... DeAndre Rice at Troy (2/3/07)
16..... Rob Ritter at Mercer (2/13/95)

3-Point FG Attempts in a Conf. Tourn. Game

12..... Greg Gantt vs. South Alabama (3/6/10)
12..... Ryan Hercek vs. Georgia State (3/2/00)

3-Point Field-Goal Pct. in a Game

(min. 5 made)

1.000..... Marquan Botley at Rice, 5-5 (2/18/16)
.875..... DeAndre Rice vs. FIU, 7-8 (2/10/07)
.857..... Twice

FREE THROWS

Free Throws Made in a Game

16..... Raymond Taylor vs. Warner (12/10/09)
16..... James Turner vs. FIU (1/24/98)

Free Throws Made in a Conference Game

16..... James Turner vs. FIU (1/24/98)

Free Throws Made in a Conf Tourn. Game

11..... Paul Graham III vs. Little Rock (3/9/08)
11..... Emmett Murphy vs. Stetson (3/1/00)

Free Throw Attempts in a Game

20..... James Turner vs. FIU (1/24/98)

Free Throw Attempts in a Conference Game

20..... James Turner vs. FIU (1/24/98)

Free Throw Attempts in a Conf. Tourn. Game

12..... Emmett Murphy vs. Stetson (3/1/00)

Free Throw Percentage in a Game

(min. 10 made)

1.000 Paul Graham III, 11-11 vs. Little Rock (3/9/08)
1.000 Earnest Crumbley, 10-10 vs. JSU (2/14/02)
1.000 Marques Williams, 10-10 at JU (1/22/00)
1.000 Ryan Hercek, 13-13 vs. FIU (1/24/98)

1.000 Phillip Huyler, 12-12 vs. GS (1/11/97)

REBOUNDS

Rebounds in a Game

23..... Mike Bell vs. Stetson (2/12/04)
21..... Daryl Kanning vs. Methodist (1/8/90)

Rebounds in a Conference Game

23 Mike Bell vs. Stetson (2/12/04)
17..... Ronald Delph at UTEP (1/11/18)
17..... Jordan McCoy at Louisiana (2/16/13)
17..... Carlos Monroe vs. Middle Tenn. (2/23/08)
17..... Avery Headley at Gardner-Webb (12/16/02)

Rebounds in a Conf. Tournament Game

15..... Brett Royster vs. South Alabama (3/6/10)
14..... Carlos Monroe vs. FIU (3/5/08)

ASSISTS

Assists in a Game

16..... Alex Tucker vs. FIU (1/30/10)
13.... Raymond Taylor vs. South Alabama (1/2/10)
12 Alex Tucker at WKU (1/15/11)
12..... Raymond Taylor vs. Warner (11/17/10)
11 Alex Tucker at New Orleans (2/5/09)
11 Alex Tucker vs. ULM (1/22/09)
11 Brent Crews vs. FIU (2/28/07)
11 Earnest Crumbley at Jacksonville (1/9/04)
11 Phillip Huyler at Centenary (1/2/97)

Assists in a Conference Tournament Game

11 Brent Crews vs. FIU (2/28/07)
7..... Earnest Crumbley vs. Troy (3/4/04)
7..... Emmett Murphy vs. Georgia State (3/2/00)

STEALS

Steals in a Game

11 Phillip Huyler vs. Campbell (1/18/97)

BLOCKED SHOTS

Blocks in a Game

8..... Mike Bell at Campbell (2/24/05)
8..... Wes Edwards vs. Nova Southeastern (11/27/02)

Blocks in a Conference Game

8 Mike Bell at Campbell (2/24/05)
7..... Kelvin Penn at WKU (1/12/13)
6..... Ronald Delph vs. UTSA (2/11/16)
6..... Nick Neumann at Mercer (1/11/03)
6..... Cedric Peoples vs. Campbell (2/13/97)

Blocks in a Conference Tournament Game

6..... Brett Royster vs. South Alabama (3/6/10)

2022-23 FAU MEN'S BASKETBALL GAME NOTES

All-Time Records vs. Opponents (2022-23 Bolded)

Adelphi.....	1-0	Georgia Southern.....	0-1	Ole Miss.....	0-1
Akron.....	0-1	Georgia State.....	8-17	Pace.....	1-1
Alabama.....	0-2	Hannibal-LaGrange.....	1-0	Palm Beach Atlantic.....	8-0
Albany (NY).....	2-0	Harvard.....	1-2	Portland.....	1-3
American (DC).....	2-3	Hawaii.....	0-2	Queens College.....	0-2
American (PR).....	0-1	High Point.....	1-1	Quincy.....	1-0
Arizona.....	0-1	Hofstra.....	2-7	Rensselaer Tech.....	1-0
Arkansas State.....	5-7	Holy Cross.....	1-0	Rhode Island.....	0-1
Armstrong State.....	1-3	Idaho State.....	0-1	Rice.....	6-4
Auburn.....	0-1	Illinois.....	1-0	Richmond.....	0-2
Augustana.....	1-0	Incarnate Word.....	1-0	Robert Morris.....	2-0
Ave Maria.....	4-0	Iona.....	0-1	Rosary.....	1-0
Barry.....	6-5	Iowa.....	0-1	St. Anselm.....	1-0
Belmont.....	4-5	Iowa State.....	0-2	St. Bonaventure.....	0-1
Bethune-Cookman.....	2-2	IUPUI.....	0-2	St. Francis Brooklyn.....	0-2
Birmingham Southern.....	0-2	Jacksonville.....	10-12	Saint Leo.....	5-2
Boston College.....	0-3	Jacksonville State.....	7-6	St. Louis.....	0-1
Bradley.....	0-3	James Madison.....	0-5	St. Mary's (Md.).....	1-0
Bryant.....	1-0	Kansas.....	0-2	St. Thomas (Fla.).....	4-3
Buffalo.....	1-0	Kansas State.....	1-0	Samford.....	1-10
Campbell.....	12-10	Kennesaw State.....	2-0	San Diego State.....	0-2
Canisius.....	1-0	Kentucky.....	0-1	Santa Clara.....	1-0
Carnegie Mellon.....	1-0	Kentucky State.....	1-0	Savannah State.....	1-2
Centenary.....	2-5	Lehigh.....	1-0	Shepherd.....	0-1
Central Oklahoma.....	0-1	Liberty.....	1-1	Siena.....	0-2
Central State.....	1-1	Lipscomb.....	2-5	SIUE.....	1-1
Central Wesleyan.....	1-0	Little Rock.....	3-6	SMU.....	0-2
Charleston Southern.....	0-1	Longwood.....	2-0	South Alabama.....	5-12
Charlotte.....	7-6	Louisiana (Lafayette).....	4-5	Southeastern (Fla.).....	1-0
Clemson.....	0-2	Louisiana Tech.....	5-8	Southeastern Louisiana.....	2-2
Cleveland State.....	1-1	Manhattan.....	1-1	Southern.....	0-1
Colgate.....	0-2	Mankato State.....	0-1	Southern Illinois.....	0-1
College of Charleston.....	0-9	Marist.....	0-2	Southern Maine.....	1-0
Colorado State.....	0-1	Marshall.....	5-8	Southern Miss.....	6-5
Columbia.....	1-0	Mary Washington.....	1-0	Stetson.....	17-19
Concordia (N.Y.).....	2-0	Maryland.....	0-2	Stony Brook.....	0-1
Coppin State.....	1-0	McNeese State.....	0-2	Syracuse.....	0-1
Creighton.....	0-1	Memphis.....	1-1	Tampa.....	3-2
Davidson.....	0-1	Mercer.....	12-10	Tennessee.....	1-1
Dayton.....	0-1	Mercy.....	2-0	Texas State.....	0-1
Denver.....	3-4	Merrimack.....	1-0	Texas Tech.....	0-1
DePaul.....	0-2	Methodist.....	1-0	Texas-Pan American.....	1-0
Detroit Mercy.....	1-2	Miami (Fla.).....	1-24	Thomas College.....	1-0
District of Columbia.....	2-0	Miami (Ohio).....	1-0	Toledo.....	0-1
Drake.....	1-1	Michigan State.....	0-1	Towson.....	1-1
Duke.....	0-1	Middle Tennessee.....	10-22	Trinity Baptist.....	1-0
Duquesne.....	0-2	Milwaukee.....	2-1	Troy.....	12-21
East Carolina.....	2-2	Minnesota.....	0-2	Tulane.....	0-5
Eastern Kentucky.....	1-1	Mississippi.....	0-1	Tulsa.....	0-1
Eastern Michigan.....	1-0	Mississippi State.....	1-2	UAB.....	5-13
Eastern Montana.....	0-2	Missouri State.....	0-1	UC Davis.....	1-0
Edward Waters.....	2-1	Mobile.....	1-0	UC Irvine.....	0-1
Elon.....	0-3	Monmouth.....	2-0	UCF.....	10-22
Embry-Riddle.....	1-0	Morris Brown.....	1-0	UIC.....	1-0
ETSU.....	1-1	Navy.....	0-2	ULM.....	6-2
FIU.....	24-28	NC State.....	1-1	UMass-Lowell.....	1-0
FDU.....	1-0	Nevada.....	0-1	UMKC.....	2-2
Flagler.....	2-1	New Hampshire.....	0-1	UNC Greensboro.....	0-1
Florida.....	1-3	New Mexico.....	0-1	UNCW.....	0-1
Florida A&M.....	0-1	New Orleans.....	4-1	UNLV.....	0-2
Florida College.....	2-0	Norfolk State.....	1-0	USC.....	0-1
Florida Gulf Coast.....	4-3	North Carolina.....	0-2	USC Upstate.....	0-3
Florida Memorial.....	6-2	North Dakota.....	1-0	USF.....	2-14
Florida National.....	1-0	North Florida.....	6-0	UT Martin.....	1-2
Florida State.....	0-5	North Texas.....	7-14	UTEP.....	7-6
Florida Tech.....	4-10	Northeastern.....	0-1	UTSA.....	10-6
Fordham.....	1-1	Northern Illinois.....	1-0	Valdosta State.....	0-1
Fort Valley State.....	1-0	Northern Kentucky.....	1-0	VCU.....	0-4
Fort Wayne.....	1-0	Northwestern.....	0-1	Virginia Tech.....	0-3
Fresno State.....	0-1	Nova Southeastern.....	13-1	Warner.....	7-1
Gardner-Webb.....	4-3	Ohio State.....	1-1	Washington.....	0-1
George Mason.....	1-1	Oklahoma.....	0-1	Webber International.....	4-1
Georgetown.....	0-1	Oklahoma State.....	1-1	West Virginia.....	0-1
Georgia.....	0-3	Old Dominion.....	4-12	Western Illinois.....	0-1
				Wichita State.....	0-1
				Winston-Salem.....	1-0
				Winthrop.....	3-1
				Wisconsin-Oshkosh.....	0-1
				WKU.....	10-17
				Youngstown State.....	0-1

2022-23 FAU MEN'S BASKETBALL GAME NOTES

All-Time Series Results vs. C-USA Opponents

Charlotte (7-6)

Home: 5-2 | Away: 2-4

1/30/14	*A	L	53-62
1/29/15	*A	L	61-86
1/30/16	*H	W	82-77
2/2/17	*A	W	77-75
1/18/18	*H	W	75-64
3/3/18	A	L	78-85
1/12/19	*H	L	60-65
1/23/20	*A	L	68-70
1/22/21	*H	W	66-53 (OT)
1/23/21	*H	L	71-74
1/17/22	*H	W	96-67
2/26/22	*A	W	74-69
1/7/23	*H	W	71-67
2/4/23	*A	W	67-52

FIU (24-28)

Home: 13-12 | Away: 11-16

12/20/90	A	W	79-77
2/10/92	A	L	59-79
1/30/93	A	L	51-67
1/11/94	H	L	70-72
1/14/94	A	L	70-91
1/24/95	H	L	48-61
2/20/95	A	L	60-63
2/1/96	*H	W	84-61
2/10/96	*A	L	64-76
1/30/97	*H	W	91-88
2/8/97	*A	L	73-98
1/24/98	*H	L	84-116
2/16/98	*A	L	73-98
11/25/00	A	W	86-81
12/1/03	H	W	89-87
11/19/04	A	L	62-65
12/28/06	*A	W	68-66
2/10/07	*H	W	85-78
2/28/07	\$H	W (OT)	91-88
1/5/08	A	L	58-69
2/20/08	*H	L	66-72
3/5/08	\$H	W	91-64
1/15/09	*H	L	53-58
2/28/09	*A	L	53-80
1/30/10	*H	W	106-88
2/18/10	*A	W	77-74
2/5/11	*H	W	73-72
2/19/11	*A	W (OT)	80-78
1/21/12	*A	W	66-64
2/4/12	*H	L	56-76
2/7/13	*A	L	84-65
3/2/13	*H	W	77-60
1/25/14	*A	L	57-66
3/6/14	*H	L	70-74
1/4/15	*H	L	60-62
2/3/15	*A	L	56-64
1/3/16	*A	L	59-76
2/27/16	*H	L	63-71
1/7/17	*H	W	73-64
1/26/17	*A	W	83-65
12/30/17	*A	L	57-58
2/17/18	*H	W	77-72
1/23/19	*H	L	74-78
1/26/19	*A	W	89-72
2/23/19	*H	L	76-79
2/5/20	*A	L	50-69
2/8/20	*H	L	59-66
1/14/21	*A	W	81-79
1/16/21	*H	W	107-63
3/3/22	*A	W	71-51
3/5/22	*H	W	84-76
12/17/22	*H	W	79-53
1/11/23	*A	W (OT)	77-73

Louisiana Tech (5-8)

Home: 4-2 | Away: 1-4 | Neutral: 0-2

1/9/14	A	L	64-84
2/12/15	*A	L	54-65
1/16/16	*H	W	63-61
2/16/17	*A	L	69-95
2/1/18	*H	L	62-67
1/31/19	*H	W	69-61
3/6/19	*H	L	69-72
3/13/19	N	L	56-57
2/15/20	*A	L	68-81
3/11/21	N	L	69-75
2/3/22	*H	W	83-73
2/11/23	*H	W (OT)	90-86
3/4/23	*A	W	76-72

Marshall (5-8)

Home: 3-1 | Away: 2-5 | Neutral: 0-2

2/1/14	A	W	65-57
3/11/14	N	L	59-63
1/17/15	*H	W	76-62
2/28/15	*A	L	63-79

1/7/16	*A	L	67-90
1/27/17	*H	L	72-89
3/8/17	N	L	74-89
1/17/19	*A	L	84-96
3/9/19	*A	L	61-76
2/1/20	*H	W	91-73
3/4/20	*A	L	82-94
1/8/22	*A	W	90-77
1/22/22	*H	W	71-60

Middle Tennessee (10-22)

Home: 7-11 | Away: 2-10 | Neutral: 1-1

12/21/05	N	L	76-90
1/10/07	*H	L	68-72
2/24/07	*A	L	59-79
1/09/08	*A	L	57-61
2/23/08	*H	W	75-67
1/08/09	*A	L	57-59
2/21/09	*H	L	68-74
1/16/10	*A	W	61-60
2/27/10	*H	L	57-66
1/13/11	*A	W	71-61
1/27/11	*H	W	62-51
1/14/12	*H	L	54-67
2/18/12	*A	L	59-72
1/10/13	*A	L	52-62
2/2/13	*H	L	56-73
2/6/14	*H	L	63-67
1/10/15	*A	L	58-82
3/7/15	*H	L	77-54
2/4/16	*A	L	73-85
3/3/16	*H	L	59-76
1/21/17	*H	L	57-86
3/4/17	*A	L	59-93
1/6/18	*H	L	57-61
1/5/19	*H	W	63-56
1/16/20	*H	W	97-94 (OT)
3/4/21	*H	W	80-50
3/5/21	*H	W	63-54
1/8/22	*A	L	70-57
2/19/22	*H	L	87-79
1/26/23	*H	L	85-67
2/16/23	*A	L	74-70
3/10/23	N	W	68-65

North Texas (8-14)

Home: 5-5 | Away: 3-7 | Neutral: 0-1

1/20/07	*A	L	59-76
1/19/08	*H	W	86-81
1/17/09	*A	L	60-69
3/3/09	\$A	L	73-79
2/4/10	*A	L	69-86
2/3/11	A	W	72-55
3/06/11	#N	L	64-78
2/11/12	*H	W (2OT)	86-81
1/19/13	*H	L (OT)	59-61
2/21/13	*A	L (OT)	57-66
2/22/14	*H	L	76-78
2/19/15	*H	L	72-79
2/20/16	*A	L	62-70
2/9/17	*H	L	64-70
1/25/18	*A	L	53-59
2/24/18	*H	W	74-54
2/14/19	*H	W	57-47
2/28/19	*A	W	60-54
1/11/20	*A	L	58-81
2/17/22	*H	L	51-54
12/29/22	*A	W	50-46
1/14/23	*H	W	66-62

Old Dominion (4-12)

Home: 2-3 | Away: 1-8 | Neutral: 1-1

11/17/06	A	L	55-70
1/18/14	*H	L	60-65
1/31/15	*A	L	57-68
1/28/16	*H	L	66-78
3/9/16	N	L	46-72
2/4/17	*A	W	65-61
1/20/18	*H	L	62-73
3/1/18	*A	L	64-69
2/10/19	*H	W	80-73
1/25/20	*A	L	55-65
3/1/20	*A	L	80-85 (OT)
3/11/20	N	W	66-56
1/8/21	*A	L	67-71
1/9/21	*A	L	55-64
2/8/22	*H	W	81-62
2/24/22	*A	L	51-70

Rice (6-4)

Home: 2-3 | Away: 4-1

1/11/14	A	W	73-68
2/21/15	*H	L	69-76
2/18/16	*A	L	85-90

2/11/17	*H	L	75-81 (OT)
1/27/18	*A	W	63-62
2/22/18	*H	L	76-79
2/16/19	*H	W	60-41
1/9/20	*A	W	81-76
2/9/23	*H	W	90-81
3/2/23	*A	W	103-74

Southern Miss (6-5)

Home: 2-3 | Away: 3-2 | Neutral: 1-0

3/2/14	*H	L	49-60
2/14/15	*A	L	54-62
1/14/16	*H	W	58-51
2/18/17	*A	W	94-82
2/3/18	*H	L	66-77
2/2/19	*H	L	72-74
2/13/20	*A	L	66-68
2/26/21	*A	W	69-60
2/27/21	*A	W	73-66
2/5/22	*H	W	84-57
3/9/22	N	W	86-59

UAB (5-13)

Home: 4-4 | Away: 0-7 | Neutral: 1-2

12/22/08	*A	L	43-76
2/8/14	*H	W	82-71
1/8/15	*A	L	57-66
3/5/15	*H	W	62-59
2/6/16	*A	L	104-67
3/5/16	*H	L	70-73
1/19/17	*H	L	80-78
3/2/17	*H	L	59-79
1/4/18	*H	L	44-75
3/7/18	N	L	72-83
1/3/19	*A	L	50-67
1/18/20	*H	L	65-68
2/22/20	*H	W	65-58
1/15/22	*A	L	65-76
3/10/22	N	L	66-80
1/5/23	*H	W	88-86
2/2/23	*A	L	77-86
3/11/23	*N	W	78-56

UTEP (7-5)

Home: 3-2 | Away: 3-3 | Neutral: 1-0

2/13/14	*A	W	71-69
2/5/15	*H	L	56-63
1/21/16	*A	L	56-71
2/11/16	*H	L	82-89
1/14/17	*A	L	65-66 (OT)
2/25/17	*H	W	73-66
1/11/18	*A	W	73-66
2/7/19	*A	W	61-48
1/4/20	*H	W	59-56
3/10/21	N	W	76-70
2/27/22	*A	L	70-68
1/23/23	*A	W	67-59
2/25/23	*H	W	75-49

UTSA (10-6)

Home: 5-1 | Away: 4-5 | Neutral: 1-0

2/15/14	*A	L	56-66
2/7/15	*H	L	59-74
1/23/16	*A	W	86-71
2/11/16	*H	W	79-73
3/8/16	N	W	82-58
1/12/17	*A	L	63-68
2/25/17	*H	W	73-66
1/13/18	*A	W	73-69
2/9/19	*H	W	74-86
1/2/20	*H	W	79-64
2/27/20	*H	W	80-71
2/12/21	*A	L	80-84
2/13/21	*A	L	75-86
1/29/22	*A	W	73-64
1/19/23	*A	W	83-64
1/23/23	*H	W	106-66

WKU (10-17)

Home: 5-7 | Away: 4-9 | Neutral: 1-1

12/30/06	*H	L	83-93
2/14/07	*A	W	78-73
3/04/07	\$N	L	81-86
1/16/08	*A	L	62-80
3/1/08	*H	L	78-88
1/10/09	*H	L	57-68
2/26/09	*A	L	67-87
1/14/10	*A	L	72-79
2/25/10	*H	L	69-78 (OT)
1/15/11	*A	W	78-73
1/29/11	*H	L	53-57
1/26/12	*H	W	67-66
2/16/12	*A	L	57-64
1/12/13	*A	W	65-62
2/14/13	*H	L	84-78
1/15/15	*H	L	85-88 (OT)
2/26/15	*A	L	68-71
1/9/16	*A	L	82-86 (OT)
12/31/16	*H	L	54-69
2/8/18	*A	L	63-75
1/19/19	*A	L	66-72
1/30/20	*H	W	69-65

2022-23 FAU MEN'S BASKETBALL GAME NOTES

Head Coach Dusty May



The Resu-May

FAU Head Coach (2018-present)

- Led FAU to Final Four for first time in school history
- * Led FAU to first NCAA tournament win in school history-four of them

Led FAU to NCAA Tournament for second time in school history & first time since 2002

- Led FAU to first C-USA Championships (both conference tournament & regular season) in school history
- 2023 Conference USA Coach of the Year
- 2023 NABC All-District 17 Coach of the Year
- 2023 USBWA District 4 Coach of the Year
- Led FAU to single season records in wins (31) C-USA wins (18) home wins (17) & the first top 25 ranking in school history (high as No. 19 in AP Top 25)
- FAU's all-time winningest coach

FAU Year-by-Year Record

2018-19 [^]	17-16
2019-20	17-15
2020-21	13-10
2021-22	19-15
2022-23	35-3
Total:.....	101-59

[^] College Insiders Tournament Appearance

Florida Assistant Coach (2015-18)

- Team was 69-37 during his tenure
- Advanced to back-to-back NCAA Tournaments and three straight postseason bids
- Elite Eight appearance in 2017

Louisiana Tech Assistant Coach (2009-15)

- Three straight regular season conference championships
- Three NIT appearances

UAB Assistant Coach (2007-09)

Murray State Assistant Coach (2006-07)

Eastern Michigan Assistant Coach (2005-06)

USC Video Coordinator (2000-02)

Indiana alumnus (2000)

Dusty May has led Florida Atlantic to its greatest season in school history in the 2022-23 campaign. The Owls are dancing, making the NCAA Tournament for only the second time in program history and the first time since 2002, and have not only won their first tournament game in school history, but have qualified for the Final Four. Heading into the tourney, the Owls owned a remarkable record of 31-3 and have accomplished several feats that have never been done in FAU history. May led the Owls to a Conference USA Championship for the program's first title since the '02 season. Additionally, May led the Owls to their first ever Top 25 ranking in school history, climbing as high as No. 19 in the AP Top 25 poll and No. 20 in the USA Today Coaches poll.

Dusty May accepted the challenge of building Florida Atlantic University's men's basketball program into a team that will consistently compete on the national stage when he assumed the helm as FAU's Head Men's Basketball Coach after signing a five-year contract in late March of 2018.

"Dusty was my number one choice, and I am thrilled to have him lead our men's basketball program," said Brian White. "This hire is a clear demonstration of the ambition we have for our basketball program, our athletic department and our university. Dusty will bring tremendous passion, determination and work ethic to this position. The future of the FAU men's basketball program is bright."

May joined FAU after three years as an assistant coach at the University of Florida, where he helped the Gators compile a 69-37 record, including back-to-back NCAA Tournament appearances. The Gators reached the second round of this year's tournament after advancing to the Elite Eight in 2017. As a full-time assistant, May's teams compiled a 274-166 record (.623 winning percentage).

May, who is the program's ninth head coach, is the only FAU head men's basketball coach to lead his team to four consecutive winning seasons. The 2021-22 campaign saw the Owls finish 19-15 to rack up the third most wins in a single season at FAU, which included a trip to the Roman College Basketball Invitational (CBI), the program's fourth ever postseason tournament appearance. Aljiah Martin earned All-Conference USA Third Team honors and Michael Forrest was named to the NABC All-District Team, the first for the Owls in nine seasons. Throughout a stretch of the season, the Owls were on a 10-game home winning streak, being just one of 23 teams in the nation with 10+ straight wins at home. FAU's school-record 11 C-USA wins helped the team earn the third seed in the C-USA Tournament. The Owls went on to earn their fourth consecutive win at the opening/second round of the C-USA Tournament with their dominant 86-59 win over Southern Miss.

FAU shattered a myriad of school records during the 2021-22 season, which was highlighted by the single-season record in total points (2,519). The team also broke school records in total 3-pointers made (299), in single-season field goals made (907) and single-game 3-point percentage (16-of-21), in which the Owls poured on 16 3-pointers in the win over Charlotte. In C-USA, the Owls ranked first in defensive rebound percentage (.752), third in rebounding margin (4.2), third in 3-point field goals per game (8.8) and third in total rebounds (1,234).

In his first season at the helm, May led the Owls to a winning record for the first time since 2011 and an appearance in the College Insider Tournament (CIT), just the third postseason appearance in school history. Graduate forward Xavian Stapleton was named Conference USA Co-Sixth Man of the Year and senior guard Anthony Adger made the All C-USA Third Team. For his efforts, May was a finalist for the Joe B. Hall Award, given to the best first year coach in Division I. As a team, the Owls set records for rebounds, rebounds per game, 3-pointers made, and free throw percentage. The Owls also scored 2,322 points, the second highest single season total in school history.

May continued the success in his second year, leading the Owls to their second winning season in a row, the first time that happened since the 1996-97 season. FAU won 14 home games, it's most since joining Division I, while averaging 71.1 points per game, its highest average in nearly a decade. May also became the fastest FAU coach to reach 30 wins at the D-I level and collected 16 Conference USA wins and 34 overall wins in his first two seasons at the helm, the highest totals of any Owls' coach at the D-I level. May capped off the campaign by leading the Owls to a 66-56 win over Old Dominion at the C-USA Tournament. The victory was the first in-bracket, neutral site conference tournament win for FAU since 2002.

The 2020-21 season was another winning campaign, and as the third consecutive under May, he is now the first coach since the program joined Division I to do so. The Owls again notched a win at the C-USA Tournament, and were at the top of the league and among the nation's leaders in total rebounds (first, and No. 9 in the nation) offensive rebounding (first and 29th), rebounding margin (first and 13th), 3-point percentage (first and 16th), scoring margin (second and 20th), 3-pointers made (third and 17th), scoring (third and 38th), and field goal percentage (third and 59th).

"The opportunity to recruit in such a fertile region, the momentum this university is enjoying and the enormous potential here are ideal starting points," said May. "We will be winners here, and we will play with tremendous passion and energy. The vision of President John Kelly, the board of trustees and the athletic department under the leadership of Brian White made this move an easy decision. I can't wait to get started."

May was retained as an assistant at Louisiana Tech when Mike White took over the program entering the 2011-12 season, and the Bulldogs won three straight conference championships – the Western Athletic Conference title in 2013 and Conference USA crowns in 2014 and 2015. In their first season in Gainesville, the Gators rebounded from a sub-.500 record to finish 21-15 and advance to the quarterfinals of the National Invitational Tournament.

May served six seasons (2009-15) as assistant coach and associate head coach at Louisiana Tech. In his final season with the Bulldogs, the team went 27-9, including 15-3 in Conference USA to win the regular season championship by two games, and went 17-0 on its home court. Louisiana Tech won 49 of 50 home games from February 2012 through the end of the 2014-15 season.

May was a student manager for the Indiana University men's basketball team and after graduating began his professional career as an administrative assistant/video coordinator at USC from 2000-02. He returned to Indiana in an administrative role for three seasons before taking his first step as an assistant coach with Eastern Michigan (2005-06). He has also served as an assistant at Murray State (2006-07) and UAB (2007-09).

May and his wife, Anna, have three sons, Jack, Charlie and Eli.

2022-23 FAU MEN'S BASKETBALL GAME NOTES

2022-23 Owl Statistics



2022-23 Fla. Atlantic Men's Basketball
Overall Team Statistics
All games

Page 1/1
as of Mar 29, 2023

Team Statistics

	FAU	OPP
Scoring	2964	2475
Points per game	78.0	65.1
Scoring margin	+12.9	-
Field goals-att	1061-2274	898-2233
Field goal pct	.467	.402
3 point fg-att	366-1002	249-782
3-point FG pct	.365	.318
3-pt FG made per game	9.6	6.6
Free throws-att	476-663	430-581
Free throw pct	.718	.740
F-Throws made per game	12.5	11.3
Rebounds	1485	1251
Rebounds per game	39.1	32.9
Rebounding margin	+6.2	-
Assists	556	313
Assists per game	14.6	8.2
Turnovers	450	473
Turnovers per game	11.8	12.4
Turnover margin	+0.6	-
Assist/turnover ratio	1.2	0.7
Steals	246	222
Steals per game	6.5	5.8
Blocks	98	87
Blocks per game	2.6	2.3
Winning streak	11	-
Home win streak	17	-
Attendance	38050	53161
Home games-Avg/Game	17-2238	14-3797
Neutral site-Avg/Game	-	7-11698

Score by Periods

Team	1st	2nd	OT	TOT
Fla. Atlantic	1403	1536	25	2964
Opponents	1125	1334	16	2475

2022-23 FAU MEN'S BASKETBALL GAME NOTES



2022-23 Fla. Atlantic Men's Basketball Combined Team Statistics All games

Page 1/1
as of Mar 29, 2023

Game Records

Record	Overall	Home	Away	Neutral
ALL GAMES	35-3	17-0	11-3	7-0
CONFERENCE	18-2	10-0	8-2	0-0
NON-CONFERENCE	17-1	7-0	3-1	7-0

Score by Periods

Team	1st	2nd	OT	TOT
Fla. Atlantic	1403	1536	25	2964
Opponents	1125	1334	16	2475

Team Box Score

No.	Player	GP-GS			Total		3-Point		F-Throw		Rebounds				PF DQ A TO BLK STL PTS AVG									
		GP	GS	MIN	AVG	FG-FGA	FG%	3FG-3FGA	3FG%	FT-FTA	FT%	OFF	DEF	TOT	AVG	PF	DQ	A	TO	BLK	STL	PTS	AVG	
1	DAVIS, Johnell	36	15	932:24	25.9	174-353	.493	45-123	.366	108-127	.850	43	155	198	5.5	64	1	60	66	5	54	501	13.9	
15	MARTIN, Alijah	35	20	918:25	26.2	154-355	.434	70-189	.370	80-103	.777	58	124	182	5.2	63	0	52	59	10	36	458	13.1	
50	GOLDIN, Vladislav	38	38	794:58	20.9	156-249	.627	0-0	.000	80-132	.606	93	158	251	6.6	92	0	17	50	47	14	392	10.3	
2	BOYD, Nick	37	36	872:09	23.6	118-264	.447	64-163	.393	28-45	.622	30	130	160	4.3	68	1	92	40	1	29	328	8.9	
11	FORREST, Michael	36	1	756:33	21.0	106-261	.406	54-158	.342	37-49	.755	12	70	82	2.3	43	0	58	38	3	22	303	8.4	
4	GREENLEE, Bryan	38	33	935:15	24.6	97-232	.418	54-134	.403	32-49	.653	11	82	93	2.4	58	1	82	62	3	29	280	7.4	
3	ROSADO, Giancarlo	38	0	638:22	16.8	83-133	.624	0-0	.000	51-70	.729	53	81	134	3.5	59	0	53	40	19	15	217	5.7	
23	WEATHERSPOON, Brandon	38	23	606:03	15.9	68-172	.395	40-120	.333	18-26	.692	32	53	85	2.2	45	1	33	14	0	19	194	5.1	
12	GAFFNEY, Jalen	37	23	838:06	22.7	54-165	.327	31-96	.323	23-29	.793	9	92	101	2.7	48	0	89	39	0	18	162	4.4	
25	CARROLL, Tre	18	0	101:47	5.7	25-39	.641	6-11	.545	6-8	.750	4	28	32	1.8	14	0	7	9	1	0	62	3.4	
5	GAINES, Isaiah	25	1	139:44	5.6	16-26	.615	1-1	1.000	11-20	.550	14	27	41	1.6	27	0	6	11	4	6	44	1.8	
0	ROLIENT, Brenen	21	0	73:51	3.5	7-13	.538	0-0	.000	2-5	.400	6	4	10	0.5	13	0	2	5	5	3	16	0.8	
21	RALAT, Alejandro	14	0	42:25	3.0	3-12	.250	1-7	.143	0-0	.000	0	1	1	0.1	1	0	5	1	0	1	7	0.5	
Team												52	63	115									16	
Total		38		7650		1061-2274	.467	366-1002	.365	476-663	.718	417	1068	1485	39.1	596	4	556	450	98	246	2964	78.0	
Opponents		38		7656		898-2233	.402	249-782	.318	430-581	.740	352	899	1251	32.9	634	15	313	473	87	222	2475	65.1	

Team Statistics

	FAU	OPP
Scoring	2964	2475
Points per game	78.0	65.1
Scoring margin	+12.9	-
Field goals-att	1061-2274	898-2233
Field goal pct	.467	.402
3 point fg-att	366-1002	249-782
3-point FG pct	.365	.318
3-pt FG made per game	9.6	6.6
Free throws-att	476-663	430-581
Free throw pct	.718	.740
F-Throws made per game	12.5	11.3
Rebounds	1485	1251
Rebounds per game	39.1	32.9
Rebounding margin	+6.2	-
Assists	556	313
Assists per game	14.6	8.2
Turnovers	450	473
Turnovers per game	11.8	12.4
Turnover margin	+0.6	-
Assist/turnover ratio	1.2	0.7
Steals	246	222
Steals per game	6.5	5.8
Blocks	98	87
Blocks per game	2.6	2.3
Winning streak	11	-
Home win streak	17	-
Attendance	38050	53161
Home games-Avg/Game	17-2238	14-3797
Neutral site-Avg/Game	-	7-11698

Team Results

Date	Opponent	Score	Att.
11/07/2022	Lynn	W 81-46	1314
11/11/2022	at Ole Miss	L 67-80	5974
11/14/2022	at Florida	W 76-74	7180
11/17/2022	Bryant	W 85-74	1452
11/19/2022	Detroit Mercy	W 76-55	1420
11/26/2022	at UAlbany	W 73-56	1093
11/30/2022	South Alabama	W 84-59	1303
12/04/2022	at Eastern Mich.	W 101-73	4192
12/07/2022	FGCU	W 85-53	2281
12/14/2022	St. Thomas (FL)	W 97-74	1316
12/17/2022	FIU	W 79-53	1797
12/21/2022	Northern Ky.	W 67-52	1448
12/29/2022	at North Texas	W 50-46	3808
01/05/2023	UAB	W 88-86	2561
01/07/2023	Charlotte	W 71-67	1816
01/11/2023	at FIU	Wot 77-73	2244
01/14/2023	North Texas	W 66-62	3060
01/16/2023	at Western Ky.	W 76-62	5206
01/19/2023	at UTSA	W 83-64	1210
01/21/2023	at UTEP	W 67-59	5421
01/26/2023	Middle Tenn.	W 85-67	3082
01/28/2023	Western Ky.	W 70-63	3012
02/02/2023	at UAB	L 77-86	5028
02/04/2023	at Charlotte	W 67-52	4037
02/09/2023	Rice	W 90-81	3027
02/11/2023	Louisiana Tech	Wot 90-85	2982
02/16/2023	at Middle Tenn.	L 70-74	3402
02/23/2023	UTSA	W 106-66	3049
02/25/2023	UTEP	W 75-49	3130
03/02/2023	at Rice	W 103-74	2040
03/04/2023	at Louisiana Tech	W 76-72	2326
03/09/2023	vs Western Ky.	W 75-51	1773
03/10/2023	vs Middle Tenn.	W 68-65	0
03/11/2023	vs UAB	W 78-56	1681
03/17/2023	vs Memphis	W 66-65	19564
03/19/2023	vs Fairleigh Dickinson	W 78-70	19566
03/23/2023	vs Tennessee	W 62-55	19624
03/25/2023	vs Kansas St.	W 79-76	19680

2022-23 FAU MEN'S BASKETBALL GAME NOTES

2022-23 Owl Statistics NCAA Tournament Games Only



2022-23 Fla. Atlantic Men's Basketball Combined Team Statistics Specific games

Page 1/1
as of Mar 29, 2023

Game Records

Record	Overall	Home	Away	Neutral
ALL GAMES	4-0	0-0	0-0	4-0
CONFERENCE	0-0	0-0	0-0	0-0
NON-CONFERENCE	4-0	0-0	0-0	4-0

Score by Periods

Team	1st	2nd	OT	TOT
Fla. Atlantic	127	158	0	285
Opponents	125	141	0	266

Team Box Score

No.	Player	Total					3-Point		F-Throw		Rebounds				PF DQ A TO BLK STL PTS				AVG			
		GP-GS	MIN	AVG	FG-FGA	FG%	3FG-3FGA	3FG%	FT-FTA	FT%	OFF	DEF	TOT	AVG	PF	DQ	A	TO		BLK	STL	PTS
1	DAVIS, Johnell	4-4	126:12	31.6	22-49	.449	3-16	.188	22-25	.880	10	21	31	7.8	13	0	13	10	1	6	69	17.3
15	MARTIN, Alijah	4-4	122:59	30.7	17-44	.386	8-21	.381	8-12	.667	6	9	15	3.8	5	0	5	9	3	3	50	12.5
4	GREENLEE, Bryan	4-4	101:15	25.3	12-26	.462	9-18	.500	5-9	.556	2	6	8	2.0	10	1	7	5	0	0	38	9.5
50	GOLDIN, Vladislav	4-4	93:16	23.3	14-28	.500	0-0	.000	3-4	.750	18	15	33	8.3	5	0	2	4	6	0	31	7.8
2	BOYD, Nick	4-4	94:21	23.6	11-33	.333	6-23	.261	1-4	.250	6	18	24	6.0	8	0	11	5	0	1	29	7.3
3	ROSADO, Giancarlo	4-0	65:05	16.3	11-15	.733	0-0	.000	4-7	.571	5	5	10	2.5	6	0	6	5	4	1	26	6.5
23	WEATHERSPOON, Brandon	4-0	69:23	17.3	7-17	.412	4-13	.308	2-2	1.000	3	13	16	4.0	3	0	8	3	0	3	20	5.0
11	FORREST, Michael	4-0	52:27	13.1	5-15	.333	3-12	.250	4-4	1.000	0	4	4	1.0	3	0	2	2	0	1	17	4.3
12	GAFFNEY, Jalen	4-0	75:00	18.8	2-13	.154	1-6	.167	0-0	.000	2	15	17	4.3	4	0	5	6	0	0	5	1.3
Team											7	5	12									
Total		4	800		101-240	.421	34-109	.312	49-67	.731	59	111	170	42.5	57	1	59	50	14	15	285	71.3
Opponents		4	800		100-250	.400	31-98	.316	35-52	.673	48	90	138	34.5	66	3	49	37	8	29	266	66.5

Team Statistics

	FAU	OPP
Scoring	285	266
Points per game	71.3	66.5
Scoring margin	+4.8	-
Field goals-att	101-240	100-250
Field goal pct	.421	.400
3 point fg-att	34-109	31-98
3-point FG pct	.312	.316
3-pt FG made per game	8.5	7.8
Free throws-att	49-67	35-52
Free throw pct	.731	.673
F-Throws made per game	12.3	8.8
Rebounds	170	138
Rebounds per game	42.5	34.5
Rebounding margin	+8.0	-
Assists	59	49
Assists per game	14.8	12.3
Turnovers	50	37
Turnovers per game	12.5	9.3
Turnover margin	-3.3	-
Assist/turnover ratio	1.2	1.3
Steals	15	29
Steals per game	3.8	7.3
Blocks	14	8
Blocks per game	3.5	2.0
Winning streak	4	-
Home win streak	0	-
Attendance	0	0
Home games-Avg/Game	0-0	0-0
Neutral site-Avg/Game	-	4-19609

Team Results

Date	Opponent		Score	Att.
03/17/2023	vs Memphis	W	66-65	19564
03/19/2023	vs Fairleigh Dickinson	W	78-70	19566
03/23/2023	vs Tennessee	W	62-55	19624
03/25/2023	vs Kansas St.	W	79-76	19680

2022-23 FAU MEN'S BASKETBALL GAME NOTES

2022-23 Owl Statistics Postseason Games Only



2022-23 Fla. Atlantic Men's Basketball Combined Team Statistics Specific games

Page 1/1
as of Mar 29, 2023

Game Records

Record	Overall	Home	Away	Neutral
ALL GAMES	7-0	0-0	0-0	7-0
CONFERENCE	0-0	0-0	0-0	0-0
NON-CONFERENCE	7-0	0-0	0-0	7-0

Score by Periods

Team	1st	2nd	OT	TOT
Fla. Atlantic	240	266	0	506
Opponents	197	241	0	438

Team Box Score

No.	Player				Total		3-Point		F-Throw		Rebounds											
		GP-GS	MIN	AVG	FG-FGA	FG%	3FG-3FGA	3FG%	FT-FTA	FT%	OFF	DEF	TOT	AVG	PF	DQ	A	TO	BLK	STL	PTS	AVG
1	DAVIS, Johnell	7-7	214:26	30.6	39-77	.506	4-23	.174	37-41	.902	15	32	47	6.7	17	0	17	17	1	17	119	17.0
15	MARTIN, Alijah	7-7	203:12	29.0	37-85	.435	17-42	.405	15-24	.625	14	25	39	5.6	9	0	8	16	3	7	106	15.1
50	GOLDIN, Vladislav	7-7	151:14	21.6	25-46	.543	0-0	.000	4-6	.667	19	31	50	7.1	15	0	2	8	13	1	54	7.7
4	GREENLEE, Bryan	7-7	167:48	24.0	16-35	.457	13-24	.542	9-14	.643	2	16	18	2.6	14	1	12	10	0	0	54	7.7
2	BOYD, Nick	7-7	164:29	23.5	21-55	.382	8-33	.242	2-6	.333	11	28	39	5.6	15	0	16	9	0	2	52	7.4
3	ROSADO, Giancarlo	7-0	123:57	17.7	19-26	.731	0-0	.000	9-15	.600	8	18	26	3.7	9	0	10	8	4	2	47	6.7
23	WEATHERSPOON, Brandon	7-0	114:31	16.4	11-30	.367	6-22	.273	3-3	1.000	7	16	23	3.3	6	0	12	3	0	5	31	4.4
11	FORREST, Michael	7-0	97:54	14.0	9-28	.321	3-17	.176	4-4	1.000	0	9	9	1.3	6	0	5	6	0	3	25	3.6
12	GAFFNEY, Jalen	7-0	148:05	21.2	4-26	.154	1-11	.091	6-6	1.000	2	24	26	3.7	10	0	9	9	0	1	15	2.1
25	CARROLL, Tre	2-0	04:59	2.5	1-1	1.000	0-0	.000	1-2	.500	0	1	1	0.5	0	0	0	1	0	0	3	1.5
21	RALAT, Alejandro	2-0	03:09	1.6	0-0	.000	0-0	.000	0-0	.000	0	0	0	0.0	0	0	0	0	0	0	0	0.0
5	GAINES, Isaiah	2-0	03:09	1.6	0-0	.000	0-0	.000	0-0	.000	0	1	1	0.5	0	0	0	0	0	0	0	0.0
0	LORIENT, Brenen	2-0	03:09	1.6	0-1	.000	0-0	.000	0-0	.000	0	0	0	0.0	0	0	0	0	0	0	0	0.0
Team											10	9	19				4					
Total		7	1400		182-410	.444	52-172	.302	90-121	.744	88	210	298	42.6	101	1	91	91	21	38	506	72.3
Opponents		7	1400		162-442	.367	47-175	.269	67-94	.713	84	157	241	34.4	115	4	64	70	12	45	438	62.6

Team Statistics

	FAU	OPP
Scoring	506	438
Points per game	72.3	62.6
Scoring margin	+9.7	-
Field goals-att	182-410	162-442
Field goal pct	.444	.367
3 point fg-att	52-172	47-175
3-point FG pct	.302	.269
3-pt FG made per game	7.4	6.7
Free throws-att	90-121	67-94
Free throw pct	.744	.713
F-Throws made per game	12.9	9.6
Rebounds	298	241
Rebounds per game	42.6	34.4
Rebounding margin	+8.1	-
Assists	91	64
Assists per game	13.0	9.1
Turnovers	91	70
Turnovers per game	13.0	10.0
Turnover margin	-3.0	-
Assist/turnover ratio	1.0	0.9
Steals	38	45
Steals per game	5.4	6.4
Blocks	21	12
Blocks per game	3.0	1.7
Winning streak	7	-
Home win streak	0	-
Attendance	0	0
Home games-Avg/Game	0-0	0-0
Neutral site-Avg/Game	-	7-11698

Team Results

Date	Opponent		Score	Att.
03/09/2023	vs Western Ky.	W	75-51	1773
03/10/2023	vs Middle Tenn.	W	68-65	0
03/11/2023	vs UAB	W	78-56	1681
03/17/2023	vs Memphis	W	66-65	19564
03/19/2023	vs Fairleigh Dickinson	W	78-70	19566
03/23/2023	vs Tennessee	W	62-55	19624
03/25/2023	vs Kansas St.	W	79-76	19680

2022-23 FAU MEN'S BASKETBALL GAME NOTES



Official Basketball Box Score - Final

Fla. Atlantic at Kansas St.

03/25/23 Madison Square Garden, New York

2023 NCAA Division I Men's Basketball Championship - East Regional Final

Game Time: 6:09 PM

Game Duration: 2:21

Attendance: 19,680

Officials: Doug Sirmons, Doug Shows, Earl Walton

Fla. Atlantic - 79

Record: 35-3

NO.	Name	Min	FG			Rebounds			Fouls		TP	AS	TO	ST	Blocks		+/-
			M-A	M-A	M-A	OR	DR	TOT	PF	FD					BS	BA	
50	Vladislav Goldin	F 28:24	6-11	0-0	2-2	6	7	13	1	6	14	2	2	0	2	1	-2
1	Johnell Davis	G 34:42	5-12	0-4	3-4	1	7	8	4	3	13	6	3	1	1	0	13
2	Nick Boyd	G 21:09	1-4	1-3	1-3	3	4	7	2	3	4	0	1	1	0	0	-9
4	Bryan Greenlee	G 20:59	4-7	4-6	4-5	0	0	0	5	2	16	1	3	0	0	0	12
15	Alijah Martin	G 29:15	6-11	3-7	2-2	2	2	4	1	2	17	2	5	2	2	0	-6
3	Giancarlo Rosado	11:22	1-2	0-0	0-0	0	3	3	2	1	2	2	3	0	0	0	1
11	Michael Forrest	16:42	1-2	0-1	4-4	0	1	1	1	3	6	1	1	0	0	0	8
23	Brandon Weatherspoon	19:07	2-3	1-1	2-2	0	2	2	1	1	7	2	1	0	0	0	1
12	Jalen Gaffney	18:20	0-2	0-1	0-0	0	3	3	1	0	0	1	3	0	0	0	-3
Team						2	1	3			0			0			
Totals			26-54	9-23	18-22	14	30	44	18	21	79	17	22	4	5	1	3

Shooting By Period		
1 st FG%	15-28	53.6%
3PT%	4-11	36.4%
FT%	8-8	100%
2 nd FG%	11-26	42.3%
3PT%	5-12	41.7%
FT%	10-14	71.4%
GM FG%	26-54	48.1%
3PT%	9-23	39.1%
FT%	18-22	81.8%

Dead Ball Rebounds: 1, 0

Technical Fouls::NONE

Kansas St. - 76

Record: 26-10

NO.	Name	Min	FG			Rebounds			Fouls		TP	AS	TO	ST	Blocks		+/-
			M-A	M-A	M-A	OR	DR	TOT	PF	FD					BS	BA	
11	Keyontae Johnson	F 18:16	4-7	1-1	0-3	0	2	2	5	3	9	0	1	0	0	1	4
35	Nae'Qwan Tomlin	F 33:35	6-11	1-2	1-1	2	4	6	2	1	14	0	3	2	1	2	-4
1	Markquis Nowell	G 40:00	8-21	5-11	9-10	0	3	3	2	5	30	12	5	5	0	1	-3
5	Cam Carter	G 28:30	2-5	1-2	0-0	1	2	3	2	2	5	0	0	1	0	1	0
13	Desi Sills	G 39:15	4-8	1-3	0-1	0	1	1	1	2	9	2	0	1	0	0	-6
3	David N'Guessan	15:53	1-1	0-0	0-0	0	0	0	5	2	2	0	1	1	0	0	-3
25	Ismael Massoud	14:24	1-3	1-2	2-3	0	1	1	2	2	5	0	2	2	0	0	3
23	Abayomi Iyiola	05:25	1-1	0-0	0-0	0	0	0	1	1	2	0	0	1	0	0	-4
4	Tykei Greene	04:42	0-1	0-1	0-0	0	0	0	1	0	0	0	0	0	0	0	-2
Team						2	4	6			0			0			
Totals			27-58	10-22	12-18	5	17	22	21	18	76	14	12	13	1	5	-3

Shooting By Period		
1 st FG%	14-30	46.7%
3PT%	4-10	40.0%
FT%	6-8	75%
2 nd FG%	13-28	46.4%
3PT%	6-12	50.0%
FT%	6-10	60%
GM FG%	27-58	46.6%
3PT%	10-22	45.5%
FT%	12-18	66.7%

Dead Ball Rebounds: 2, 0

Technical Fouls::NONE

	FAU	KSTATE
Biggest lead	8 (2 nd 2:44)	7 (2 nd 12:02)
Best Scoring Run	10(2 nd 4:00)	8(1 st 5:27)
Lead Changes	12	
Times Tied	7	
Time with Lead	23:30	12:47

	FAU	KSTATE
Points from		
Turnovers	15	30
Paint	30	30
Second Chance	15	2
Fast Breaks	12	12
Bench	15	9

	Period by Period Scoring		
	1st	2nd	TOT
FAU	42	37	79
KSTATE	38	38	76

Game Notes: East Regional All-Tournament Team ♦ Johnell Davis, Vladislav Goldin - FAU ♦ Markquis Nowell, Keyontae Johnson - Kansas State ♦ AJ Hoggard - Michigan State ♦ Most Outstanding Player - Markquis Nowell - Kansas State ♦

2022-23 FAU MEN'S BASKETBALL GAME NOTES



Official Basketball Box Score - Final
Fla. Atlantic at Tennessee
 03/23/23 Madison Square Garden, New York
 NCAA Division I Men's Basketball East Regional Semifinal

Game Time: 9:00 PM
 Game Duration: 2:07
 Attendance: 19,624

Officials: AJ Desai, Brian Dorsey, Larry Sciroto

Fla. Atlantic - 62

Record: 34-3

NO.	Name	Min	FG			Rebounds			Fouls		TP	AS	TO	ST	Blocks		+/-
			M-A	3P	FT	OR	DR	TOT	PF	FD					BS	BA	
50	Vladislav Goldin	F 27:31	1-3	0-0	1-2	2	5	7	1	6	3	0	1	0	1	0	12
1	Johnell Davis	G 27:46	3-9	0-3	9-10	3	3	6	3	5	15	1	2	0	0	0	2
2	Nick Boyd	G 23:23	5-11	2-7	0-0	2	6	8	4	0	12	2	2	0	0	0	19
4	Bryan Greenlee	G 26:40	2-3	1-2	1-2	1	1	2	1	2	6	3	1	0	0	0	-4
15	Alijah Martin	G 27:41	3-6	2-4	1-2	1	3	4	1	2	9	0	3	0	0	0	2
3	Giancarlo Rosado	12:24	1-3	0-0	0-0	0	0	0	1	0	2	1	1	0	1	1	-5
12	Jalen Gaffney	16:34	0-3	0-2	0-0	0	4	4	0	0	0	1	0	0	0	0	-8
11	Michael Forrest	16:30	4-7	3-6	0-0	0	0	0	1	2	11	0	0	0	0	0	4
23	Brandon Weatherspoon	21:31	2-5	0-3	0-0	2	5	7	2	0	4	4	2	1	0	0	13
Team						1	1	2			0		0				
Totals			21-50	8-27	12-16	12	28	40	14	17	62	12	12	1	2	1	7

Shooting By Period		
1 st FG%	9-24	37.5%
3PT%	3-14	21.4%
FT%	1-2	50%
2 nd FG%	12-26	46.2%
3PT%	5-13	38.5%
FT%	11-14	78.6%
GM FG%	21-50	42.0%
3PT%	8-27	29.6%
FT%	12-16	75.0%

Dead Ball Rebounds: 2, 1

Technical Fouls::NONE

Tennessee - 55

Record: 25-11

NO.	Name	Min	FG			Rebounds			Fouls		TP	AS	TO	ST	Blocks		+/-
			M-A	3P	FT	OR	DR	TOT	PF	FD					BS	BA	
13	Olivier Nkamhoua	F 26:15	2-9	0-2	2-2	3	1	4	2	4	6	4	0	1	0	0	-9
33	Uros Plavsic	F 17:16	4-10	0-0	0-1	1	1	2	3	1	8	0	2	0	0	1	-7
15	Jahmai Mashack	G 28:29	3-6	0-1	1-4	2	2	4	3	3	7	1	0	2	0	0	-9
25	Santiago Vescovi	G 35:50	3-11	3-9	0-0	1	6	7	3	0	9	4	1	1	0	0	-6
30	Josiah-Jordan James	G 33:12	3-11	2-6	2-2	4	2	6	0	1	10	2	0	2	0	1	-7
0	Jonas Aidoo	21:07	4-5	0-0	2-3	3	4	7	4	3	10	1	2	0	1	0	-2
2	Julian Phillips	12:05	0-2	0-2	0-0	0	1	1	1	1	0	0	0	0	0	0	6
4	Tyreke Key	24:31	2-9	1-3	0-0	1	1	2	2	1	5	0	1	1	0	0	-1
11	Tobe Awaka	01:15	0-0	0-0	0-0	0	0	0	0	0	0	0	0	0	0	0	0
Team						2	1	3			0		0				
Totals			21-63	6-23	7-12	17	19	36	18	14	55	12	6	7	1	2	-7

Shooting By Period		
1 st FG%	10-32	31.3%
3PT%	3-9	33.3%
FT%	4-6	66.7%
2 nd FG%	11-31	35.5%
3PT%	3-14	21.4%
FT%	3-6	50%
GM FG%	21-63	33.3%
3PT%	6-23	26.1%
FT%	7-12	58.3%

Dead Ball Rebounds: 1, 0

Technical Fouls:Plavsic 2nd7:22

	FAU	TEN
Biggest lead	10 (2 nd 6:47)	9 (1 st 12:07)
Best Scoring Run	10(2 nd 9:10)	7(1 st 12:07)
Lead Changes	3	
Times Tied	1	
Time with Lead	10:41	28:43

Points from	FAU	TEN
Turnovers	3	12
Paint	26	22
Second Chance	14	12
Fast Breaks	6	3
Bench	17	15

	Period by Period Scoring		
	1st	2nd	TOT
FAU	22	40	62
TEN	27	28	55

2022-23 FAU MEN'S BASKETBALL GAME NOTES



Official Basketball Box Score - Final
Fairleigh Dickinson at Fla. Atlantic

03/19/23 Nationwide Arena, Columbus
 2022-23 Men's Basketball

Game Time: 8:06 PM
Game Duration: 2:07
Attendance: 19,566

Officials: Roger Ayers, Don Daily, Steven Anderson

Fairleigh Dickinson - 70

Record: 21-16 (10-7)

NO.	Name	Min	FG			Rebounds			Fouls		TP	AS	TO	ST	Blocks		+/-
			M-A	3P M-A	FT M-A	OR	DR	TOT	PF	FD					BS	BA	
5	Ansley Almonor	F 27:16	2-8	2-6	1-2	3	5	8	5	1	7	1	2	0	1	2	-1
1	Joe Munden Jr.	G 21:46	5-11	1-4	2-2	1	3	4	1	3	13	0	1	0	1	1	-7
2	Demetre Roberts	G 37:23	8-22	2-12	2-3	0	7	7	3	2	20	4	2	1	0	0	-6
4	Grant Singleton	G 32:15	2-9	2-4	0-0	1	2	3	0	0	6	3	2	1	0	1	-11
11	Sean Moore	G 28:23	5-10	2-5	2-2	2	7	9	1	2	14	1	2	0	1	0	-7
3	Heru Bligen	18:33	1-5	0-0	0-0	2	1	3	0	1	2	1	0	1	0	0	-3
13	Jo'el Emanuel	11:37	0-1	0-0	0-0	1	1	2	3	0	0	0	1	0	0	0	-1
21	Cameron Tweedy	12:25	3-3	0-0	0-1	2	2	4	2	2	6	0	0	0	0	0	-5
24	Brayden Reynolds	10:22	1-2	0-0	0-0	0	1	1	0	1	2	2	1	0	0	1	1
Team						1	2	3			0						
Totals			27-71	9-31	7-10	13	31	44	15	12	70	12	11	3	3	5	-8

Shooting By Period		
1 st	FG%	10-35 28.6%
	3PT%	3-16 18.8%
	FT%	2-2 100%
2 nd	FG%	17-36 47.2%
	3PT%	6-15 40.0%
	FT%	5-8 62.5%
GM	FG%	27-71 38.0%
	3PT%	9-31 29.0%
	FT%	7-10 70.0%

Dead Ball Rebounds: 2, 0

Technical Fouls::NONE

Fla. Atlantic - 78

Record: 33-3 (19-2)

NO.	Name	Min	FG			Rebounds			Fouls		TP	AS	TO	ST	Blocks		+/-
			M-A	3P M-A	FT M-A	OR	DR	TOT	PF	FD					BS	BA	
50	Vladislav Goldin	F 18:12	4-9	0-0	0-0	5	1	6	1	3	8	0	0	0	1	2	-4
1	Johnell Davis	G 34:29	10-16	1-4	8-9	2	10	12	3	7	29	5	1	5	0	0	12
2	Nick Boyd	G 25:30	2-8	1-7	0-1	1	4	5	2	1	5	5	2	0	0	0	3
4	Bryan Greenlee	G 28:29	2-7	2-5	0-2	0	3	3	1	1	6	2	1	0	0	0	10
15	Alijah Martin	G 32:09	5-14	2-5	2-4	1	2	3	3	2	14	2	1	1	1	0	13
3	Giancarlo Rosado	20:42	3-4	0-0	1-2	2	2	4	1	1	7	2	0	1	3	0	11
11	Michael Forrest	08:13	0-4	0-3	0-0	0	2	2	1	0	0	0	1	0	0	0	-8
12	Jalen Gaffney	20:35	1-4	1-2	0-0	2	3	5	0	0	3	2	1	0	0	1	-1
23	Brandon Weatherspoon	11:41	2-5	2-5	0-0	0	3	3	0	0	6	0	0	1	0	0	5
Team						2	2	4			0						
Totals			29-71	9-31	11-18	15	32	47	12	15	78	18	7	8	5	3	8

Shooting By Period		
1 st	FG%	13-37 35.1%
	3PT%	3-17 17.6%
	FT%	3-4 75%
2 nd	FG%	16-34 47.1%
	3PT%	6-14 42.9%
	FT%	8-14 57.1%
GM	FG%	29-71 40.8%
	3PT%	9-31 29.0%
	FT%	11-18 61.1%

Dead Ball Rebounds: 3, 0

Technical Fouls::NONE

	FDU	FAU	Points from		Period by Period Scoring				
Biggest lead	5 (2 nd 12:12)	11 (1 st 6:21)	FDU	FAU	1st	2nd	TOT		
Best Scoring Run	8 (2 nd 18:21)	10 (1 st 6:21)	9	15	FDU	25	45	70	
Lead Changes	4		Paint	30	38	FAU	32	46	78
Times Tied	4		Second Chance	12	13				
Time with Lead	06:57	30:28	Fast Breaks	4	15				
			Bench	10	16				

2022-23 FAU MEN'S BASKETBALL GAME NOTES



Official Basketball Box Score - Final
Fla. Atlantic at Memphis
 03/17/23 Nationwide Arena, Columbus
 2022-23 Men's Basketball

Game Time: 9:44 PM
 Game Duration: 2:13
 Attendance: 19,564

Officials: Lee Cassell, Bret Smith, Evon Burroughs

Fla. Atlantic - 66

Record: 32-3

NO.	Name	Min	FG			Rebounds			Fouls		TP	AS	TO	ST	Blocks		+/-
			M-A	3P M-A	FT M-A	OR	DR	TOT	PF	FD					BS	BA	
50	Vladislav Goldin	F 19:09	3-5	0-0	0-0	5	2	7	2	3	6	0	1	0	2	0	-5
1	Johnell Davis	G 29:15	4-12	2-5	2-2	4	1	5	3	1	12	1	4	0	0	0	1
2	Nick Boyd	G 24:19	3-10	2-6	0-0	0	4	4	0	0	8	4	0	0	0	1	2
4	Bryan Greenlee	G 25:08	4-9	2-5	0-0	1	2	3	3	1	10	1	0	0	0	1	-6
15	Alijah Martin	G 33:54	3-13	1-5	3-4	2	2	4	0	2	10	1	0	0	0	0	1
3	Giancarlo Rosado	20:37	6-6	0-0	3-5	3	0	3	2	4	15	1	1	0	0	0	6
11	Michael Forrest	11:02	0-2	0-2	0-0	0	1	1	0	0	0	1	0	1	0	0	4
12	Jalen Gaffney	19:31	1-4	0-1	0-0	0	5	5	3	0	2	1	2	0	0	1	2
23	Brandon Weatherspoon	17:05	1-4	1-4	0-0	1	3	4	0	0	3	2	0	1	0	0	0
Team						2	1	3			0			1			
Totals			25-65	8-28	8-11	18	21	39	13	11	66	12	9	2	2	3	1

Shooting By Period		
1 st	FG%	12-28 42.9%
	3PT%	4-14 28.6%
	FT%	3-3 100%
2 nd	FG%	13-37 35.1%
	3PT%	4-14 28.6%
	FT%	5-8 62.5%
GM	FG%	25-65 38.5%
	3PT%	8-28 28.6%
	FT%	8-11 72.7%

Dead Ball Rebounds: 2, 0

Technical Fouls: NONE

Memphis - 65

Record: 26-9

NO.	Name	Min	FG			Rebounds			Fouls		TP	AS	TO	ST	Blocks		+/-
			M-A	3P M-A	FT M-A	OR	DR	TOT	PF	FD					BS	BA	
0	Elijah McCadden	F 32:01	3-8	1-5	2-2	2	1	3	2	1	9	3	3	2	0	0	3
4	Chandler Lawson	F 16:09	2-5	1-2	0-0	2	1	3	1	0	5	1	0	1	0	1	-9
12	DeAndre Williams	F 31:17	5-15	0-4	3-3	4	9	13	4	5	13	4	0	1	0	0	3
3	Kendric Davis	G 37:00	5-15	2-6	4-6	1	2	3	1	6	16	1	2	1	0	0	3
25	Jayden Hardaway	G 20:51	4-5	1-2	0-0	0	1	1	1	0	9	0	2	0	0	0	-5
2	Alex Lomax	26:19	3-3	0-0	0-0	0	2	2	0	0	6	1	0	0	0	0	0
23	Malcolm Dandridge	13:36	2-3	0-0	0-0	1	4	5	1	0	4	0	0	0	2	1	-3
55	Damaria Franklin	20:24	1-3	1-2	0-1	1	1	2	2	1	3	1	1	1	1	0	-2
11	Johnathan Lawson	02:23	0-1	0-1	0-0	0	1	1	0	0	0	0	0	0	0	0	5
Team						2	1	3			0			0			
Totals			25-58	6-22	9-12	13	23	36	12	13	65	11	8	6	3	2	-1

Shooting By Period		
1 st	FG%	13-32 40.6%
	3PT%	5-16 31.3%
	FT%	4-7 57.1%
2 nd	FG%	12-26 46.2%
	3PT%	1-6 16.7%
	FT%	5-5 100%
GM	FG%	25-58 43.1%
	3PT%	6-22 27.3%
	FT%	9-12 75.0%

Dead Ball Rebounds: 2, 0

Technical Fouls: McCadden 2nd 16:55

	FAU	MEM
Biggest lead	10 (1 st 8:38)	7 (2 nd 10:01)
Best Scoring Run	10 (1 st 11:38)	7 (1 st 14:57)
Lead Changes	9	
Times Tied	7	
Time with Lead	15:05	20:13

	FAU	MEM
Points from		
Turnovers	9	14
Paint	32	26
Second Chance	16	14
Fast Breaks	0	5
Bench	20	13

	Period by Period Scoring		
	1st	2nd	TOT
FAU	31	35	66
MEM	35	30	65

2022-23 FAU MEN'S BASKETBALL GAME NOTES



Fla. Atlantic Men's Basketball Individual Career Summaries All games

Page 1/8
as of Mar 29, 2023

BOYD, Nick

SEASON	TEAM	GP-GS	MIN/AVG	Field Goals		3-Point		F-Throws		Rebounds				Scoring						
				FG-FGA	FG%	3FG-3FGA	3FG%	FT-FTA	FT%	OFF	DEF	TOT	AVG	PF-FO	A	TO	BLK	STL	PTS	AVG
2020-21	FAU	23-0	348/15.1	41-97	.423	16-40	.400	20-26	.769	17	28	45	2.0	22-0	42	19	3	10	118	5.1
2022-23	FAU	37-36	872/23.6	118-264	.447	64-163	.393	28-45	.622	30	130	160	4.3	68-1	92	40	1	29	328	8.9
TOTAL		60-36	1220/20.3	159-361	.440	80-203	.394	48-71	.676	47	158	205	3.4	90-1	134	59	4	39	446	7.4

Single Game Highs

Statistic	Value	
Points	21	at Rice 03/02/23
Rebounds	10	vs South Alabama 11/30/22
Assists	6	vs Fla. National 12/03/20
Steals	3	at Florida 11/14/22, vs FIU 12/17/22, at Western Ky. 01/16/23
Blocks	1	4 times
FG Made	7	at UAlbany 11/26/22, at UAB 02/02/23, at Rice 03/02/23
FG Attempts	13	at UAB 02/02/23
3FG Made	5	vs Northern Ky. 12/21/22
3FG Attempts	10	at UAB 02/02/23
FT Made	4	vs FIU 01/16/21, at Eastern Mich. 12/04/22
FT Attempts	8	at Eastern Mich. 12/04/22

CARROLL, Tre

SEASON	TEAM	GP-GS	MIN/AVG	Field Goals		3-Point		F-Throws		Rebounds				Scoring						
				FG-FGA	FG%	3FG-3FGA	3FG%	FT-FTA	FT%	OFF	DEF	TOT	AVG	PF-FO	A	TO	BLK	STL	PTS	AVG
2022-23	FAU	18-0	102/5.7	25-39	.641	6-11	.545	6-8	.750	4	28	32	1.8	14-0	7	9	1	0	62	3.4
TOTAL		18-0	102/5.7	25-39	.641	6-11	.545	6-8	.750	4	28	32	1.8	14-0	7	9	1	0	62	3.4

Single Game Highs

Statistic	Value	
Points	11	vs Bryant 11/17/22, vs UTSA 02/23/23
Rebounds	6	vs UTSA 02/23/23
Assists	2	vs Bryant 11/17/22, vs Detroit Mercy 11/19/22
Blocks	1	vs Bryant 11/17/22
FG Made	4	vs Bryant 11/17/22, vs UTSA 02/23/23
FG Attempts	6	vs Bryant 11/17/22
3FG Made	2	vs UTSA 02/23/23
3FG Attempts	2	vs Bryant 11/17/22, vs UTSA 02/23/23
FT Made	2	vs Bryant 11/17/22
FT Attempts	2	vs Bryant 11/17/22, vs FGCU 12/07/22, vs Western Ky. 03/09/23

2022-23 FAU MEN'S BASKETBALL GAME NOTES



Fla. Atlantic Men's Basketball Individual Career Summaries All games

Page 2/8
as of Mar 29, 2023

DAVIS, Johnell

SEASON	TEAM	GP-GS	MIN/AVG	Field Goals		3-Point		F-Throws		Rebounds				Scoring						
				FG-FGA	FG%	3FG-3FGA	3FG%	FT-FTA	FT%	OFF	DEF	TOT	AVG	PF-FO	A	TO	BLK	STL	PTS	AVG
2020-21	FAU	23-0	222/9.7	29-61	.475	6-26	.231	10-13	.769	25	39	64	2.8	27-0	24	17	4	13	74	3.2
2021-22	FAU	34-3	646/19.0	81-175	.463	23-69	.333	45-56	.804	37	106	143	4.2	70-0	34	44	7	37	230	6.8
2022-23	FAU	36-15	932/25.9	174-353	.493	45-123	.366	108-127	.850	43	155	198	5.5	64-1	60	66	5	54	501	13.9
TOTAL		93-18	1800/19.4	284-589	.482	74-218	.339	163-196	.832	105	300	405	4.4	161-1	118	127	16	104	805	8.7

Single Game Highs

Statistic	Value	
Points	36	vs UAB 01/05/23
Rebounds	12	vs Fairleigh Dickinson 03/19/23
Assists	6	vs Florida Col. 12/21/20, vs Kansas St. 03/25/23
Steals	5	vs Middle Tenn. 01/26/23, vs Fairleigh Dickinson 03/19/23
Blocks	2	vs Fla. National 12/03/20, vs Louisiana Tech 02/03/22
FG Made	11	vs UAB 01/05/23
FG Attempts	19	at UAB 02/02/23
3FG Made	4	at Florida 11/14/22, vs UAB 01/05/23
3FG Attempts	9	at UAB 02/02/23
FT Made	10	vs UAB 01/05/23
FT Attempts	11	vs UAB 01/05/23

2022-23 FAU MEN'S BASKETBALL GAME NOTES



Fla. Atlantic Men's Basketball Individual Career Summaries All games

Page 3/8
as of Mar 29, 2023

FORREST, Michael

SEASON	TEAM	GP-GS	MIN/AVG	Field Goals		3-Point		F-Throws		Rebounds				Scoring						
				FG-FGA	FG%	3FG-3FGA	3FG%	FT-FTA	FT%	OFF	DEF	TOT	AVG	PF-FO	A	TO	BLK	STL	PTS	AVG
2018-19	FAU	33-27	937/28.4	93-250	.372	43-128	.336	50-66	.758	16	77	93	2.8	66-0	96	87	1	38	279	8.5
2019-20	FAU	32-8	816/25.5	93-226	.412	59-153	.386	54-70	.771	21	45	66	2.1	52-0	52	41	2	34	299	9.3
2020-21	FAU	23-17	633/27.5	99-218	.454	64-163	.393	25-37	.676	13	72	85	3.7	32-0	31	25	0	22	287	12.5
2021-22	FAU	34-34	1043/30.7	145-364	.398	85-241	.353	74-86	.860	15	102	117	3.4	45-1	102	73	1	35	449	13.2
2022-23	FAU	36-1	757/21.0	106-261	.406	54-158	.342	37-49	.755	12	70	82	2.3	43-0	58	38	3	22	303	8.4
TOTAL	158-87	4184/26.5	536-1319	.406	305-843	.362	240-308	.779	77	366	443	2.8	238-1	339	264	7	151	1617	10.2	

Single Game Highs

Statistic	Value	
Points	32	at Marshall 01/17/19
Rebounds	9	at FIU 01/11/23
Assists	8	vs Western Ky. 01/20/22
Steals	4	at FIU 01/26/19, vs Florida Col. 12/19/18, vs Warner 11/13/21
Blocks	1	7 times
FG Made	11	at Marshall 01/17/19
FG Attempts	19	at Marshall 01/17/19
3FG Made	7	vs FIU 01/16/21
3FG Attempts	14	vs James Madison 11/28/21
FT Made	10	vs UTSA 01/02/20
FT Attempts	12	at FIU 01/26/19, vs UTSA 01/02/20

2022-23 FAU MEN'S BASKETBALL GAME NOTES



Fla. Atlantic Men's Basketball Individual Career Summaries All games

Page 4/8
as of Mar 29, 2023

GAFFNEY, Jalen

				Field Goals		3-Point		F-Throws		Rebounds				Scoring						
SEASON	TEAM	GP-GS	MIN/AVG	FG-FGA	FG%	3FG-3FGA	3FG%	FT-FTA	FT%	OFF	DEF	TOT	AVG	PF-FO	A	TO	BLK	STL	PTS	AVG
2019-20	UConn	31-11	593/19.1	38-113	.336	14-53	.264	30-39	.769	6	32	38	1.2	42-0	66	36	0	19	120	3.9
2020-21	UConn	23-4	449/19.5	43-105	.410	17-47	.362	37-45	.822	8	27	35	1.5	36-0	35	27	3	18	140	6.1
2021-22	UConn	33-0	423/12.8	37-107	.346	13-44	.295	44-57	.772	7	41	48	1.5	45-0	65	31	3	18	131	4.0
2022-23	FAU	37-23	838/22.7	54-165	.327	31-96	.323	23-29	.793	9	92	101	2.7	48-0	89	39	0	18	162	4.4
TOTAL FOR FAU		37-23	838/22.7	54-165	.327	31-96	.323	23-29	.793	9	92	101	2.7	48-0	89	39	0	18	162	4.4
TOTAL		124-38	2304/18.6	172-490	.351	75-240	.313	134-170	.788	30	192	222	1.8	171-0	255	133	6	73	553	4.5

Single Game Highs

Statistic	Value	
Points	20	vs Seton Hall 02/06/21
Rebounds	7	vs Creighton 12/20/20, at Middle Tenn. 02/16/23
Assists	9	at Temple 02/20/20
Steals	4	at Memphis 02/01/20
Blocks	2	vs Hartford 11/27/20
FG Made	6	vs Georgetown 03/06/21
FG Attempts	11	vs Seton Hall 02/06/21
3FG Made	4	at Eastern Mich. 12/04/22
3FG Attempts	7	vs Temple 01/29/20
FT Made	8	vs Seton Hall 02/06/21
FT Attempts	9	vs Seton Hall 02/06/21

GAINES, Isaiah

				Field Goals		3-Point		F-Throws		Rebounds				Scoring						
SEASON	TEAM	GP-GS	MIN/AVG	FG-FGA	FG%	3FG-3FGA	3FG%	FT-FTA	FT%	OFF	DEF	TOT	AVG	PF-FO	A	TO	BLK	STL	PTS	AVG
2022-23	FAU	25-1	140/5.6	16-26	.615	1-1	1.000	11-20	.550	14	27	41	1.6	27-0	6	11	4	6	44	1.8
TOTAL		25-1	140/5.6	16-26	.615	1-1	1.000	11-20	.550	14	27	41	1.6	27-0	6	11	4	6	44	1.8

Single Game Highs

Statistic	Value	
Points	7	at Eastern Mich. 12/04/22
Rebounds	6	vs Detroit Mercy 11/19/22
Assists	2	vs Detroit Mercy 11/19/22
Steals	3	vs Lynn 11/07/22
Blocks	1	4 times
FG Made	3	vs South Alabama 11/30/22
FG Attempts	4	vs South Alabama 11/30/22
3FG Made	1	at Eastern Mich. 12/04/22
3FG Attempts	1	at Eastern Mich. 12/04/22
FT Made	2	4 times
FT Attempts	4	vs Detroit Mercy 11/19/22

2022-23 FAU MEN'S BASKETBALL GAME NOTES



Fla. Atlantic Men's Basketball Individual Career Summaries All games

Page 5/8
as of Mar 29, 2023

GOLDIN, Vladislav

SEASON	TEAM	GP-GS	MIN/AVG	Field Goals		3-Point		F-Throws		Rebounds				Scoring						
				FG-FGA	FG%	3FG-3FGA	3FG%	FT-FTA	FT%	OFF	DEF	TOT	AVG	PF-FO	A	TO	BLK	STL	PTS	AVG
2020-21	TTU	10-0	47/4.7	6-17	.353	0-0	.000	7-7	1.000	2	8	10	1.0	7-0	2	1	1	2	19	1.9
2021-22	FAU	34-33	602/17.7	98-177	.554	0-0	.000	35-59	.593	68	97	165	4.9	84-4	11	43	39	13	231	6.8
2022-23	FAU	38-38	795/20.9	156-249	.627	0-0	.000	80-132	.606	93	158	251	6.6	92-0	17	50	47	14	392	10.3
TOTAL FOR FAU		72-71	1397/19.4	254-426	.596	0-0	.000	115-191	.602	161	255	416	5.8	176-4	28	93	86	27	623	8.7
TOTAL		82-71	1444/17.6	260-443	.587	0-0	.000	122-198	.616	163	263	426	5.2	183-4	30	94	87	29	642	7.8

Single Game Highs

Statistic	Value	
Points	19	at UTEP 01/27/22, at Ole Miss 11/11/22, vs Rice 02/09/23
Rebounds	13	at North Texas 12/29/22, vs Kansas St. 03/25/23
Assists	4	vs Stetson 12/01/21, vs Charlotte 01/07/23
Steals	3	vs Stetson 12/01/21, at FIU 01/11/23
Blocks	4	at Louisiana Tech 03/04/23, vs UAB 03/11/23
FG Made	9	at UTEP 01/27/22, at Ole Miss 11/11/22
FG Attempts	13	vs UT Martin 11/19/21, at Ole Miss 11/11/22
FT Made	6	vs North Texas 01/14/23
FT Attempts	10	vs Northern Ky. 12/21/22

GREENLEE, Bryan

SEASON	TEAM	GP-GS	MIN/AVG	Field Goals		3-Point		F-Throws		Rebounds				Scoring						
				FG-FGA	FG%	3FG-3FGA	3FG%	FT-FTA	FT%	OFF	DEF	TOT	AVG	PF-FO	A	TO	BLK	STL	PTS	AVG
2019-20	MINN	19-0	53/2.8	2-8	.250	1-3	.333	0-0	.000	0	9	9	0.5	3-0	4	7	0	2	5	0.3
2020-21	FAU	23-23	674/29.3	81-189	.429	42-95	.442	25-38	.658	12	56	68	3.0	45-0	68	50	2	29	229	10.0
2021-22	FAU	33-31	993/30.1	107-253	.423	51-140	.364	57-86	.663	10	69	79	2.4	58-0	111	63	1	39	322	9.8
2022-23	FAU	38-33	935/24.6	97-232	.418	54-134	.403	32-49	.653	11	82	93	2.4	58-1	82	62	3	29	280	7.4
TOTAL FOR FAU		94-87	2602/27.7	285-674	.423	147-369	.398	114-173	.659	33	207	240	2.6	161-1	261	175	6	97	831	8.8
TOTAL		113-87	2655/23.5	287-682	.421	148-372	.398	114-173	.659	33	216	249	2.2	164-1	265	182	6	99	836	7.4

Single Game Highs

Statistic	Value	
Points	25	at South Alabama 11/25/20
Rebounds	8	vs Western Ky. 03/09/23
Assists	10	at Marshall 01/08/22
Steals	4	at VCU 12/15/21, vs Northern Colo. 03/20/22
Blocks	1	6 times
FG Made	10	at Eastern Mich. 12/04/22
FG Attempts	13	at South Alabama 11/25/20
3FG Made	7	at South Alabama 11/25/20
3FG Attempts	10	at South Alabama 11/25/20
FT Made	8	vs Louisiana Tech 02/03/22
FT Attempts	12	vs Louisiana Tech 02/03/22

2022-23 FAU MEN'S BASKETBALL GAME NOTES



Fla. Atlantic Men's Basketball Individual Career Summaries All games

Page 6/8
as of Mar 29, 2023

LORIENT, Brenen

				Field Goals		3-Point		F-Throws		Rebounds				Scoring						
SEASON	TEAM	GP-GS	MIN/AVG	FG-FGA	FG%	3FG-3FGA	3FG%	FT-FTA	FT%	OFF	DEF	TOT	AVG	PF-FO	A	TO	BLK	STL	PTS	AVG
2022-23	FAU	21-0	74/3.5	7-13	.538	0-0	.000	2-5	.400	6	4	10	0.5	13-0	2	5	5	3	16	0.8
TOTAL		21-0	74/3.5	7-13	.538	0-0	.000	2-5	.400	6	4	10	0.5	13-0	2	5	5	3	16	0.8

Single Game Highs

Statistic	Value	
Points	6	vs Detroit Mercy 11/19/22
Rebounds	4	vs Detroit Mercy 11/19/22
Assists	2	vs Lynn 11/07/22
Steals	1	vs Lynn 11/07/22, vs UTSA 02/23/23, at Louisiana Tech 03/04/23
Blocks	1	5 times
FG Made	3	vs Detroit Mercy 11/19/22
FG Attempts	3	vs Detroit Mercy 11/19/22
FT Made	2	vs St. Thomas (FL) 12/14/22
FT Attempts	4	vs St. Thomas (FL) 12/14/22

MARTIN, Alijah

				Field Goals		3-Point		F-Throws		Rebounds				Scoring						
SEASON	TEAM	GP-GS	MIN/AVG	FG-FGA	FG%	3FG-3FGA	3FG%	FT-FTA	FT%	OFF	DEF	TOT	AVG	PF-FO	A	TO	BLK	STL	PTS	AVG
2020-21	FAU	21-2	192/9.2	33-70	.471	15-43	.349	8-13	.615	16	35	51	2.4	21-0	16	11	3	9	89	4.2
2021-22	FAU	33-33	962/29.2	157-343	.458	84-210	.400	61-81	.753	36	139	175	5.3	72-0	48	57	12	53	459	13.9
2022-23	FAU	35-20	918/26.2	154-355	.434	70-189	.370	80-103	.777	58	124	182	5.2	63-0	52	59	10	36	458	13.1
TOTAL		89-55	2073/23.3	344-768	.448	169-442	.382	149-197	.756	110	298	408	4.6	156-0	116	127	25	98	1006	11.3

Single Game Highs

Statistic	Value	
Points	34	vs FIU 03/05/22
Rebounds	11	vs UAB 03/11/23
Assists	5	vs Florida Col. 12/21/20, at Louisiana Tech 03/04/23
Steals	4	at Western Ky. 02/10/22
Blocks	2	4 times
FG Made	12	vs UAB 03/11/23
FG Attempts	19	vs UAB 03/11/23
3FG Made	6	vs Louisiana Tech 02/11/23
3FG Attempts	12	vs Fla. National 12/03/20
FT Made	8	at Charlotte 02/26/22
FT Attempts	9	at Charlotte 02/26/22, at Western Ky. 01/16/23

2022-23 FAU MEN'S BASKETBALL GAME NOTES



Fla. Atlantic Men's Basketball Individual Career Summaries All games

Page 7/8
as of Mar 29, 2023

RALAT, Alejandro

				Field Goals		3-Point		F-Throws		Rebounds									Scoring	
SEASON	TEAM	GP-GS	MIN/AVG	FG-FGA	FG%	3FG-3FGA	3FG%	FT-FTA	FT%	OFF	DEF	TOT	AVG	PF-FO	A	TO	BLK	STL	PTS	AVG
2020-21	FAU	7-0	25/3.6	4-12	.333	1-4	.250	0-0	.000	0	1	1	0.1	3-0	3	3	0	0	9	1.3
2021-22	FAU	21-0	154/7.4	7-16	.438	3-9	.333	7-9	.778	5	2	7	0.3	25-0	16	4	0	3	24	1.1
2022-23	FAU	14-0	42/3.0	3-12	.250	1-7	.143	0-0	.000	0	1	1	0.1	1-0	5	1	0	1	7	0.5
TOTAL		42-0	222/5.3	14-40	.350	5-20	.250	7-9	.778	5	4	9	0.2	29-0	24	8	0	4	40	1.0

Single Game Highs

Statistic	Value	
Points	5	vs North Dakota 11/20/21, vs North Florida 12/05/21
Rebounds	2	vs Warner 11/13/21, vs Southern Miss. 03/09/22
Assists	4	at New Mexico 11/10/21, vs North Dakota 11/20/21
Steals	3	vs Warner 11/13/21
FG Made	2	vs Fla. Memorial 12/12/20, vs North Dakota 11/20/21
FG Attempts	3	5 times
3FG Made	1	5 times
3FG Attempts	3	vs Lynn 11/07/22
FT Made	2	vs Warner 11/13/21, vs North Florida 12/05/21, at VCU 12/15/21
FT Attempts	2	4 times

ROSADO, Giancarlo

				Field Goals		3-Point		F-Throws		Rebounds									Scoring	
SEASON	TEAM	GP-GS	MIN/AVG	FG-FGA	FG%	3FG-3FGA	3FG%	FT-FTA	FT%	OFF	DEF	TOT	AVG	PF-FO	A	TO	BLK	STL	PTS	AVG
2020-21	FAU	20-0	155/7.8	25-50	.500	1-3	.333	10-19	.526	13	23	36	1.8	14-0	8	12	2	4	61	3.1
2021-22	FAU	34-1	568/16.7	95-190	.500	2-13	.154	52-80	.650	39	62	101	3.0	44-0	33	41	13	12	244	7.2
2022-23	FAU	38-0	638/16.8	83-133	.624	0-0	.000	51-70	.729	53	81	134	3.5	59-0	53	40	19	15	217	5.7
TOTAL		92-1	1362/14.8	203-373	.544	3-16	.188	113-169	.669	105	166	271	2.9	117-0	94	93	34	31	522	5.7

Single Game Highs

Statistic	Value	
Points	15	vs Middle Tenn. 02/19/22, vs Northern Colo. 03/20/22, vs Memphis 03/17/23
Rebounds	10	vs Lynn 11/07/22
Assists	7	vs St. Thomas (FL) 12/14/22
Steals	2	4 times
Blocks	3	vs Middle Tenn. 01/26/23, vs Fairleigh Dickinson 03/19/23
FG Made	7	vs Middle Tenn. 02/19/22, vs Northern Colo. 03/20/22
FG Attempts	16	vs Northern Colo. 03/20/22
3FG Made	1	vs Fla. Memorial 12/12/20, vs Troy 11/22/21, vs Louisiana Tech 02/03/22
3FG Attempts	3	vs James Madison 11/28/21
FT Made	7	vs UAB 03/10/22
FT Attempts	9	vs UAB 03/10/22

2022-23 FAU MEN'S BASKETBALL GAME NOTES



Fla. Atlantic Men's Basketball Individual Career Summaries All games

Page 8/8
as of Mar 29, 2023

WEATHERSPOON, Brandon

				Field Goals		3-Point		F-Throws		Rebounds									Scoring	
SEASON	TEAM	GP-GS	MIN/AVG	FG-FGA	FG%	3FG-3FGA	3FG%	FT-FTA	FT%	OFF	DEF	TOT	AVG	PF-FO	A	TO	BLK	STL	PTS	AVG
2021-22	FAU	27-1	315/11.7	40-99	.404	21-69	.304	9-11	.818	15	33	48	1.8	22-0	10	6	2	10	110	4.1
2022-23	FAU	38-23	606/15.9	68-172	.395	40-120	.333	18-26	.692	32	53	85	2.2	45-1	33	14	0	19	194	5.1
TOTAL		65-24	921/14.2	108-271	.399	61-189	.323	27-37	.730	47	86	133	2.0	67-1	43	20	2	29	304	4.7

Single Game Highs

Statistic	Value	
Points	16	vs Southern Miss. 02/05/22, vs South Alabama 11/30/22
Rebounds	7	vs Tennessee 03/23/23
Assists	4	at Rice 03/02/23, vs Tennessee 03/23/23
Steals	3	vs Detroit Mercy 11/19/22
Blocks	1	vs FIU 03/05/22, vs Northern Colo. 03/20/22
FG Made	6	vs Southern Miss. 02/05/22, vs South Alabama 11/30/22
FG Attempts	11	vs Warner 11/13/21
3FG Made	4	vs Southern Miss. 02/05/22, vs South Alabama 11/30/22
3FG Attempts	10	vs Warner 11/13/21
FT Made	4	vs Warner 11/13/21
FT Attempts	4	vs Warner 11/13/21, at UTSA 01/19/23, vs UTEP 02/25/23

2022-23 FAU MEN'S BASKETBALL GAME NOTES



2022-23 Fla. Atlantic Men's Basketball Individual Game-by-Game All games

Page 1/13
as of Mar 29, 2023

#0 LORIENT, Brenen

Opponent	Date	GS	MIN	Total		3-Pointers		Free throws		Rebounds				PF	A	TO	BLK	STL	PTS	AVG
				FG-FGA	PCT	3FG-3FGA	PCT	FT-FTA	PCT	OFF	DEF	TOT	AVG							
Lynn	11/07/2022		05:57	0-0	.000	0-0	.000	0-0	.000	1	0	1	1.0	3	2	0	0	1	0	0.0
Bryant	11/17/2022		00:28	0-0	.000	0-0	.000	0-0	.000	0	0	0	0.5	0	0	0	0	0	0	0.0
Detroit Mercy	11/19/2022		11:34	3-3	1.000	0-0	.000	0-0	.000	2	2	4	1.7	2	0	1	0	0	6	2.0
at UAlbany	11/26/2022		05:13	0-1	.000	0-0	.000	0-0	.000	0	0	0	1.3	0	0	0	1	0	0	1.5
South Alabama	11/30/2022		02:44	0-0	.000	0-0	.000	0-0	.000	0	0	0	1.0	0	0	1	0	0	0	1.2
at Eastern Mich.	12/04/2022		02:18	1-1	1.000	0-0	.000	0-0	.000	0	0	0	0.8	0	0	0	0	0	2	1.3
FGCU	12/07/2022		03:19	0-0	.000	0-0	.000	0-0	.000	0	1	1	0.9	0	0	0	0	0	0	1.1
St. Thomas (FL)	12/14/2022		07:15	1-1	1.000	0-0	.000	2-4	.500	1	0	1	0.9	1	0	1	1	0	4	1.5
FIU	12/17/2022		03:50	0-1	.000	0-0	.000	0-0	.000	0	0	0	0.8	2	0	0	1	0	0	1.3
at UTSA	01/19/2023		02:10	0-1	.000	0-0	.000	0-0	.000	1	0	1	0.8	0	0	1	0	0	0	1.2
Middle Tenn.	01/26/2023		00:26	0-0	.000	0-0	.000	0-0	.000	0	0	0	0.7	0	0	0	0	0	0	1.1
Western Ky.	01/28/2023		03:31	2-2	1.000	0-0	.000	0-0	.000	0	0	0	0.7	0	0	0	0	0	4	1.3
at UAB	02/02/2023		04:19	0-0	.000	0-0	.000	0-0	.000	0	0	0	0.6	3	0	0	0	0	0	1.2
at Charlotte	02/04/2023		00:53	0-0	.000	0-0	.000	0-0	.000	0	0	0	0.6	0	0	0	0	0	0	1.1
Rice	02/09/2023		00:12	0-0	.000	0-0	.000	0-0	.000	0	0	0	0.5	0	0	0	0	0	0	1.1
UTSA	02/23/2023		04:34	0-0	.000	0-0	.000	0-1	.000	1	0	1	0.6	0	0	1	1	1	0	1.0
UTEP	02/25/2023		02:21	0-1	.000	0-0	.000	0-0	.000	0	0	0	0.5	0	0	0	0	0	0	0.9
at Rice	03/02/2023		06:26	0-1	.000	0-0	.000	0-0	.000	0	1	1	0.6	1	0	0	1	0	0	0.9
at Louisiana Tech	03/04/2023		03:12	0-0	.000	0-0	.000	0-0	.000	0	0	0	0.5	1	0	0	0	1	0	0.8
vs Western Ky.	03/09/2023		02:10	0-1	.000	0-0	.000	0-0	.000	0	0	0	0.5	0	0	0	0	0	0	0.8
vs UAB	03/11/2023		00:59	0-0	.000	0-0	.000	0-0	.000	0	0	0	0.5	0	0	0	0	0	0	0.8
Totals		0	73:51	7-13	.538	0-0	.000	2-5	.400	6	4	10	0.5	13	2	5	5	3	16	0.8

Player Averages

Games Played	Minutes/game	Points/game	FG Pct	3FG Pct	FT Pct	Rebounds/game	Assists/game	Turnovers/game	Assist/Turnover ratio	Steals/game	Blocks/game
21	3.5	0.8	53.8	0.0	40.0	0.5	0.1	0.2	0.4	0.1	0.2

2022-23 FAU MEN'S BASKETBALL GAME NOTES



2022-23 Fla. Atlantic Men's Basketball Individual Game-by-Game All games

Page 2/13
as of Mar 29, 2023

#1 DAVIS, Johnell

Opponent	Date	GS	MIN	Total		3-Pointers		Free throws		Rebounds				PF	A	TO	BLK	STL	PTS	AVG	
				FG-FGA	PCT	3FG-3FGA	PCT	FT-FTA	PCT	OFF	DEF	TOT	AVG								
Lynn	11/07/2022	*	23:38	5-8	.625	2-5	.400	3-4	.750	0	5	5	5.0	2	3	3	0	3	15	15.0	
at Ole Miss	11/11/2022	*	22:43	4-9	.444	2-3	.667	0-0	.000	1	2	3	4.0	3	2	1	0	1	10	12.5	
at Florida	11/14/2022	*	31:48	7-15	.467	4-6	.667	0-0	.000	0	10	10	6.0	1	3	0	0	0	18	14.3	
Bryant	11/17/2022	*	07:59	1-3	.333	1-2	.500	0-2	.000	0	2	2	5.0	2	1	2	0	1	3	11.5	
South Alabama	11/30/2022		03:47	0-0	.000	0-0	.000	0-0	.000	0	0	0	4.0	0	1	0	0	1	0	9.2	
at Eastern Mich.	12/04/2022		14:48	4-7	.571	1-2	.500	0-0	.000	2	2	4	4.0	5	1	1	0	0	9	9.2	
FGCU	12/07/2022		16:57	2-8	.250	0-3	.000	2-2	1.000	1	3	4	4.0	1	1	1	0	2	6	8.7	
St. Thomas (FL)	12/14/2022		22:20	6-10	.600	0-2	.000	1-2	.500	0	6	6	4.3	0	2	1	0	2	13	9.3	
FIU	12/17/2022		25:45	5-11	.455	2-5	.400	1-1	1.000	2	8	10	4.9	0	3	0	0	0	13	9.7	
Northern Ky.	12/21/2022		18:57	3-7	.429	0-1	.000	0-0	.000	0	4	4	4.8	1	0	1	0	1	6	9.3	
at North Texas	12/29/2022		28:36	3-9	.333	0-1	.000	3-4	.750	1	8	9	5.2	2	1	3	0	0	9	9.3	
UAB	01/05/2023		29:23	11-17	.647	4-6	.667	10-11	.909	1	5	6	5.3	3	0	1	1	0	36	11.5	
Charlotte	01/07/2023		25:55	3-7	.429	1-2	.500	3-4	.750	1	4	5	5.2	2	1	1	0	1	10	11.4	
at FIU	01/11/2023		31:08	6-13	.462	2-5	.400	3-3	1.000	2	3	5	5.2	3	1	1	0	1	17	11.8	
North Texas	01/14/2023		27:52	6-9	.667	2-4	.500	2-2	1.000	1	2	3	5.1	1	1	4	0	3	16	12.1	
at Western Ky.	01/16/2023		28:06	5-10	.500	2-4	.500	2-2	1.000	1	5	6	5.1	1	4	3	0	2	14	12.2	
at UTSA	01/19/2023		23:30	5-12	.417	0-5	.000	4-4	1.000	2	3	5	5.1	3	0	0	1	1	14	12.3	
at UTEP	01/21/2023		29:14	6-9	.667	2-3	.667	6-6	1.000	1	5	6	5.2	1	0	4	0	0	20	12.7	
Middle Tenn.	01/26/2023		29:19	7-12	.583	3-4	.750	8-8	1.000	1	5	6	5.2	1	0	1	1	5	25	13.4	
Western Ky.	01/28/2023		26:03	2-7	.286	2-5	.400	3-4	.750	0	5	5	5.2	2	2	1	0	3	9	13.2	
at UAB	02/02/2023		32:14	5-19	.263	2-9	.222	5-5	1.000	3	5	8	5.3	1	1	0	0	1	17	13.3	
at Charlotte	02/04/2023		22:45	4-6	.667	0-1	.000	0-0	.000	0	4	4	5.3	2	1	3	0	0	8	13.1	
Rice	02/09/2023		25:59	5-13	.385	1-5	.200	5-6	.833	2	6	8	5.4	2	2	2	0	0	16	13.2	
Louisiana Tech	02/11/2023		34:49	7-14	.500	1-4	.250	4-4	1.000	3	3	6	5.4	1	1	2	0	3	19	13.5	
at Middle Tenn.	02/16/2023		30:08	4-10	.400	1-2	.500	0-2	.000	1	3	4	5.4	3	4	4	0	2	9	13.3	
UTSA	02/23/2023	*	23:17	3-7	.429	1-3	.333	0-0	.000	1	2	3	5.3	2	3	1	1	1	7	13.0	
UTEP	02/25/2023	*	28:48	4-7	.571	2-3	.667	2-3	.667	0	4	4	5.2	1	1	3	0	0	12	13.0	
at Rice	03/02/2023	*	23:43	7-9	.778	3-4	.750	0-0	.000	0	5	5	5.2	0	2	2	0	1	17	13.1	
at Louisiana Tech	03/04/2023	*	28:29	5-8	.625	0-1	.000	4-7	.571	1	4	5	5.2	1	1	3	0	2	14	13.2	
vs Western Ky.	03/09/2023	*	25:22	5-10	.500	0-4	.000	4-4	1.000	1	4	5	5.2	1	4	2	0	3	14	13.2	
vs Middle Tenn.	03/10/2023	*	30:29	6-9	.667	1-2	.500	5-6	.833	1	3	4	5.2	1	0	2	0	4	18	13.4	
vs UAB	03/11/2023	*	32:23	6-9	.667	0-1	.000	6-6	1.000	3	4	7	5.2	2	0	3	0	4	18	13.5	
vs Memphis	03/17/2023	*	29:15	4-12	.333	2-5	.400	2-2	1.000	4	1	5	5.2	3	1	4	0	0	12	13.5	
vs Fairleigh Dickinson	03/19/2023	*	34:29	10-16	.625	1-4	.250	8-9	.889	2	10	12	5.4	3	5	1	0	5	29	13.9	
vs Tennessee	03/23/2023	*	27:46	3-9	.333	0-3	.000	9-10	.900	3	3	6	5.4	3	1	2	0	0	15	13.9	
vs Kansas St.	03/25/2023	*	34:42	5-12	.417	0-4	.000	3-4	.750	1	7	8	5.5	4	6	3	1	1	13	13.9	
Totals			15	932:24	174-353	.493	45-123	.366	108-127	.850	43	155	198	5.5	64	60	66	5	54	501	13.9

Player Averages

Games Played	Minutes/ game	Points/ game	FG Pct	3FG Pct	FT Pct	Rebounds/ game	Assists/ game	Turnovers/ game	Assist/Turnover ratio	Steals/ game	Blocks/ game
36	25.9	13.9	49.3	36.6	85.0	5.5	1.7	1.8	0.9	1.5	0.1

2022-23 FAU MEN'S BASKETBALL GAME NOTES



2022-23 Fla. Atlantic Men's Basketball Individual Game-by-Game All games

Page 3/13
as of Mar 29, 2023

#2 BOYD, Nick

Opponent	Date	GS	MIN	Total		3-Pointers		Free throws		Rebounds				PF	A	TO	BLK	STL	PTS	AVG
				FG-FGA	PCT	3FG-3FGA	PCT	FT-FTA	PCT	OFF	DEF	TOT	AVG							
Lynn	11/07/2022	*	23:31	4-7	.571	2-3	.667	0-1	.000	0	3	3	3.0	1	5	1	0	1	10	10.0
at Ole Miss	11/11/2022	*	23:16	1-3	.333	0-1	.000	1-2	.500	1	3	4	3.5	3	4	2	0	0	3	6.5
at Florida	11/14/2022	*	19:47	2-9	.222	1-2	.500	0-0	.000	0	3	3	3.3	1	2	1	0	3	5	6.0
Bryant	11/17/2022	*	03:51	0-0	.000	0-0	.000	0-0	.000	1	2	3	3.3	0	0	0	0	0	0	4.5
at UAlbany	11/26/2022	*	30:39	7-11	.636	0-4	.000	2-2	1.000	0	3	3	3.2	1	0	1	0	0	16	6.8
South Alabama	11/30/2022	*	27:14	3-6	.500	2-4	.500	3-4	.750	1	9	10	4.3	1	2	1	0	1	11	7.5
at Eastern Mich.	12/04/2022	*	29:08	6-10	.600	1-4	.250	4-8	.500	1	6	7	4.7	1	3	0	0	0	17	8.9
FGCU	12/07/2022	*	16:18	2-4	.500	2-4	.500	0-1	.000	0	2	2	4.4	5	2	2	0	0	6	8.5
St. Thomas (FL)	12/14/2022	*	26:43	6-10	.600	4-6	.667	1-1	1.000	0	7	7	4.7	2	4	1	0	1	17	9.4
FIU	12/17/2022	*	19:07	3-9	.333	0-4	.000	0-0	.000	1	1	2	4.4	0	3	0	0	3	6	9.1
Northern Ky.	12/21/2022	*	29:03	5-9	.556	5-6	.833	0-0	.000	0	7	7	4.6	1	4	0	0	1	15	9.6
at North Texas	12/29/2022	*	16:03	1-4	.250	1-4	.250	0-0	.000	1	1	2	4.4	2	1	1	0	1	3	9.1
UAB	01/05/2023	*	17:42	3-10	.300	2-6	.333	0-0	.000	0	1	1	4.2	1	1	1	0	2	8	9.0
Charlotte	01/07/2023	*	23:15	2-7	.286	2-5	.400	0-0	.000	0	3	3	4.1	3	2	0	0	0	6	8.8
at FIU	01/11/2023	*	24:22	4-9	.444	3-5	.600	1-2	.500	1	2	3	4.0	3	2	1	0	1	12	9.0
North Texas	01/14/2023	*	25:30	2-3	.667	2-3	.667	2-2	1.000	2	3	5	4.1	4	2	0	0	0	8	8.9
at Western Ky.	01/16/2023	*	30:23	6-10	.600	3-6	.500	1-3	.333	3	1	4	4.1	1	4	2	0	3	16	9.4
at UTSA	01/19/2023	*	18:07	3-6	.500	2-5	.400	2-2	1.000	0	4	4	4.1	0	2	1	0	2	10	9.4
at UTEP	01/21/2023	*	26:21	2-5	.400	1-2	.500	1-2	.500	0	5	5	4.1	2	4	4	0	1	6	9.2
Middle Tenn.	01/26/2023	*	24:29	5-10	.500	3-6	.500	0-0	.000	1	4	5	4.2	0	3	0	0	1	13	9.4
Western Ky.	01/28/2023	*	28:56	3-8	.375	3-7	.429	0-0	.000	0	4	4	4.1	4	3	2	1	0	9	9.4
at UAB	02/02/2023	*	32:15	7-13	.538	4-10	.400	0-0	.000	3	4	7	4.3	4	3	0	0	1	18	9.8
at Charlotte	02/04/2023	*	24:55	1-5	.200	0-4	.000	0-0	.000	0	4	4	4.3	2	3	1	0	0	2	9.4
Rice	02/09/2023	*	27:37	2-4	.500	1-2	.500	2-2	1.000	0	3	3	4.2	1	3	1	0	2	7	9.3
Louisiana Tech	02/11/2023	*	22:51	0-2	.000	0-2	.000	0-0	.000	0	2	2	4.1	2	5	1	0	0	0	9.0
at Middle Tenn.	02/16/2023	*	17:41	2-4	.500	2-3	.667	0-0	.000	0	0	0	4.0	1	2	3	0	0	6	8.8
UTSA	02/23/2023	*	29:34	4-7	.571	4-7	.571	0-0	.000	1	7	8	4.1	3	2	2	0	1	12	9.0
UTEP	02/25/2023	*	23:31	2-6	.333	1-3	.333	1-2	.500	0	4	4	4.1	1	2	1	0	1	6	8.9
at Rice	03/02/2023	*	23:38	7-11	.636	4-8	.500	3-3	1.000	1	3	4	4.1	2	2	0	0	0	21	9.3
at Louisiana Tech	03/04/2023	*	21:54	2-7	.286	1-4	.250	2-2	1.000	1	1	2	4.0	1	1	1	0	1	7	9.2
vs Western Ky.	03/09/2023	*	22:20	5-9	.556	1-4	.250	1-2	.500	3	3	6	4.1	2	1	3	0	1	12	9.3
vs Middle Tenn.	03/10/2023	*	22:07	2-6	.333	1-5	.200	0-0	.000	0	2	2	4.0	3	2	0	0	0	5	9.2
vs UAB	03/11/2023	*	25:41	3-7	.429	0-1	.000	0-0	.000	2	5	7	4.1	2	2	1	0	0	6	9.1
vs Memphis	03/17/2023	*	24:19	3-10	.300	2-6	.333	0-0	.000	0	4	4	4.1	0	4	0	0	0	8	9.0
vs Fairleigh Dickinson	03/19/2023	*	25:30	2-8	.250	1-7	.143	0-1	.000	1	4	5	4.1	2	5	2	0	0	5	8.9
vs Tennessee	03/23/2023	*	23:23	5-11	.455	2-7	.286	0-0	.000	2	6	8	4.3	4	2	2	0	0	12	9.0
vs Kansas St.	03/25/2023	*	21:09	1-4	.250	1-3	.333	1-3	.333	3	4	7	4.3	2	0	1	0	1	4	8.9
Totals			36 872:09	118-264	.447	64-163	.393	28-45	.622	30	130	160	4.3	68	92	40	1	29	328	8.9

Player Averages

Games Played	Minutes/game	Points/game	FG Pct	3FG Pct	FT Pct	Rebounds/game	Assists/game	Turnovers/game	Assist/Turnover ratio	Steals/game	Blocks/game
37	23.6	8.9	44.7	39.3	62.2	4.3	2.5	1.1	2.3	0.8	0.0

2022-23 FAU MEN'S BASKETBALL GAME NOTES



2022-23 Fla. Atlantic Men's Basketball Individual Game-by-Game All games

Page 4/13
as of Mar 29, 2023

#3 ROSADO, Giancarlo

Opponent	Date	GS	MIN	Total		3-Pointers		Free throws		Rebounds				PF	A	TO	BLK	STL	PTS	AVG
				FG-FGA	PCT	3FG-3FGA	PCT	FT-FTA	PCT	OFF	DEF	TOT	AVG							
Lynn	11/07/2022		21:10	2-3	.667	0-0	.000	4-4	1.000	6	4	10	10.0	1	1	1	0	1	8	8.0
at Ole Miss	11/11/2022		19:52	1-5	.200	0-0	.000	1-2	.500	3	0	3	6.5	1	4	0	0	0	3	5.5
at Florida	11/14/2022		20:46	2-6	.333	0-0	.000	0-0	.000	2	3	5	6.0	0	2	1	0	0	4	5.0
Bryant	11/17/2022		15:07	2-2	1.000	0-0	.000	4-7	.571	1	3	4	5.5	2	0	1	0	0	8	5.8
Detroit Mercy	11/19/2022		13:26	2-4	.500	0-0	.000	1-2	.500	1	2	3	5.0	4	0	3	0	2	5	5.6
at UAlbany	11/26/2022		11:35	1-3	.333	0-0	.000	0-0	.000	3	4	7	5.3	3	1	3	0	1	2	5.0
South Alabama	11/30/2022		17:40	4-7	.571	0-0	.000	0-0	.000	2	1	3	5.0	2	3	0	0	1	8	5.4
at Eastern Mich.	12/04/2022		15:15	3-4	.750	0-0	.000	0-1	.000	0	1	1	4.5	4	2	3	0	1	6	5.5
FGCU	12/07/2022		15:19	3-5	.600	0-0	.000	0-0	.000	1	4	5	4.6	2	2	0	1	0	6	5.6
St. Thomas (FL)	12/14/2022		21:49	2-3	.667	0-0	.000	0-0	.000	1	2	3	4.4	2	7	2	1	1	4	5.4
FIU	12/17/2022		16:48	2-2	1.000	0-0	.000	4-4	1.000	2	2	4	4.4	0	1	1	1	1	8	5.6
Northern Ky.	12/21/2022		16:15	2-2	1.000	0-0	.000	1-1	1.000	2	2	4	4.3	1	3	3	0	0	5	5.6
at North Texas	12/29/2022		14:05	2-3	.667	0-0	.000	0-0	.000	2	0	2	4.2	3	0	1	0	0	4	5.5
UAB	01/05/2023		26:24	4-5	.800	0-0	.000	0-0	.000	4	4	8	4.4	1	3	2	0	1	8	5.6
Charlotte	01/07/2023		15:22	0-2	.000	0-0	.000	2-2	1.000	0	1	1	4.2	4	3	0	1	0	2	5.4
at FIU	01/11/2023		16:25	0-0	.000	0-0	.000	1-2	.500	1	4	5	4.3	0	0	3	2	0	1	5.1
North Texas	01/14/2023		14:25	4-5	.800	0-0	.000	3-3	1.000	2	2	4	4.2	0	0	1	0	1	11	5.5
at Western Ky.	01/16/2023		15:09	0-1	.000	0-0	.000	2-2	1.000	1	2	3	4.2	2	0	3	0	1	2	5.3
at UTSA	01/19/2023		17:20	3-6	.500	0-0	.000	2-2	1.000	2	4	6	4.3	2	0	0	1	0	8	5.4
at UTEP	01/21/2023		11:21	3-5	.600	0-0	.000	0-1	.000	2	0	2	4.2	2	0	1	0	0	6	5.5
Middle Tenn.	01/26/2023		21:03	3-3	1.000	0-0	.000	2-2	1.000	0	4	4	4.1	1	1	0	3	0	8	5.6
Western Ky.	01/28/2023		22:26	2-3	.667	0-0	.000	3-4	.750	4	1	5	4.2	1	2	2	0	0	7	5.6
at UAB	02/02/2023		14:40	2-2	1.000	0-0	.000	0-0	.000	0	0	0	4.0	3	2	0	0	0	4	5.6
at Charlotte	02/04/2023		12:56	1-3	.333	0-0	.000	1-2	.500	0	1	1	3.9	2	0	1	0	0	3	5.5
Rice	02/09/2023		13:51	3-4	.750	0-0	.000	1-2	.500	0	2	2	3.8	2	0	0	2	0	7	5.5
Louisiana Tech	02/11/2023		12:47	0-1	.000	0-0	.000	0-0	.000	0	1	1	3.7	0	1	0	1	0	0	5.3
at Middle Tenn.	02/16/2023		15:10	1-2	.500	0-0	.000	1-2	.500	0	2	2	3.6	1	0	0	0	0	3	5.2
UTSA	02/23/2023		17:01	4-5	.800	0-0	.000	6-7	.857	0	1	1	3.5	2	0	0	0	1	14	5.5
UTEP	02/25/2023		18:41	2-3	.667	0-0	.000	0-0	.000	0	4	4	3.6	1	0	0	1	1	4	5.5
at Rice	03/02/2023		15:00	1-3	.333	0-0	.000	0-0	.000	2	1	3	3.5	1	2	0	0	0	2	5.4
at Louisiana Tech	03/04/2023		15:15	3-5	.600	0-0	.000	3-3	1.000	1	1	2	3.5	0	3	0	1	0	9	5.5
vs Western Ky.	03/09/2023		19:38	4-4	1.000	0-0	.000	0-0	.000	1	3	4	3.5	1	2	1	0	1	8	5.6
vs Middle Tenn.	03/10/2023		21:38	1-2	.500	0-0	.000	4-6	.667	1	4	5	3.5	2	0	2	0	0	6	5.6
vs UAB	03/11/2023		17:37	3-5	.600	0-0	.000	1-2	.500	1	6	7	3.6	0	2	0	0	0	7	5.6
vs Memphis	03/17/2023		20:37	6-6	1.000	0-0	.000	3-5	.600	3	0	3	3.6	2	1	1	0	0	15	5.9
vs Fairleigh Dickinson	03/19/2023		20:42	3-4	.750	0-0	.000	1-2	.500	2	2	4	3.6	1	2	0	3	1	7	5.9
vs Tennessee	03/23/2023		12:25	1-3	.333	0-0	.000	0-0	.000	0	0	0	3.5	1	1	1	1	0	2	5.8
vs Kansas St.	03/25/2023		11:22	1-2	.500	0-0	.000	0-0	.000	0	3	3	3.5	2	2	3	0	0	2	5.7
Totals			0 638:22	83-133	.624	0-0	.000	51-70	.729	53	81	134	3.5	59	53	40	19	15	217	5.7

Player Averages

Games Played	Minutes/game	Points/game	FG Pct	3FG Pct	FT Pct	Rebounds/game	Assists/game	Turnovers/game	Assist/Turnover ratio	Steals/game	Blocks/game
38	16.8	5.7	62.4	0.0	72.9	3.5	1.4	1.1	1.3	0.4	0.5

2022-23 FAU MEN'S BASKETBALL GAME NOTES



2022-23 Fla. Atlantic Men's Basketball Individual Game-by-Game All games

Page 5/13
as of Mar 29, 2023

#4 GREENLEE, Bryan

Opponent	Date	GS	MIN	Total		3-Pointers		Free throws		Rebounds				PF	A	TO	BLK	STL	PTS	AVG
				FG-FGA	PCT	3FG-3FGA	PCT	FT-FTA	PCT	OFF	DEF	TOT	AVG							
Lynn	11/07/2022	*	26:45	3-5	.600	1-3	.333	0-0	.000	0	5	5	5.0	1	4	1	0	2	7	7.0
at Ole Miss	11/11/2022	*	28:59	2-8	.250	1-4	.250	0-0	.000	0	3	3	4.0	1	3	0	0	0	5	6.0
at Florida	11/14/2022	*	15:11	0-5	.000	0-2	.000	0-0	.000	0	0	0	2.7	1	1	0	0	0	0	4.0
Bryant	11/17/2022	*	24:34	4-12	.333	3-8	.375	3-4	.750	0	0	0	2.0	1	0	3	0	2	14	6.5
Detroit Mercy	11/19/2022	*	34:29	4-9	.444	2-5	.400	0-0	.000	0	5	5	2.6	2	4	2	0	1	10	7.2
at UAlbany	11/26/2022	*	20:28	1-6	.167	1-3	.333	2-2	1.000	0	4	4	2.8	1	1	0	0	1	5	6.8
South Alabama	11/30/2022	*	28:59	1-2	.500	1-2	.500	0-0	.000	0	1	1	2.6	1	2	3	1	3	3	6.3
at Eastern Mich.	12/04/2022	*	27:24	10-11	.909	3-3	1.000	0-0	.000	0	5	5	2.9	2	4	1	0	1	23	8.4
FGCU	12/07/2022	*	26:17	3-5	.600	1-2	.500	0-0	.000	0	1	1	2.7	0	5	1	0	1	7	8.2
St. Thomas (FL)	12/14/2022	*	18:03	2-5	.400	0-2	.000	1-2	.500	0	1	1	2.5	1	0	1	0	1	5	7.9
FIU	12/17/2022	*	21:54	1-4	.250	0-2	.000	2-2	1.000	1	1	2	2.5	1	3	4	0	1	4	7.5
Northern Ky.	12/21/2022	*	29:30	4-8	.500	2-6	.333	1-1	1.000	0	3	3	2.5	3	3	3	1	1	11	7.8
at North Texas	12/29/2022	*	29:06	1-5	.200	1-4	.250	0-0	.000	1	1	2	2.5	1	2	3	0	0	3	7.5
UAB	01/05/2023	*	30:24	4-7	.571	2-4	.500	2-3	.667	0	3	3	2.5	4	2	1	0	1	12	7.8
Charlotte	01/07/2023	*	25:23	5-10	.500	2-5	.400	0-0	.000	0	4	4	2.6	0	0	0	0	1	12	8.1
at FIU	01/11/2023	*	30:49	1-5	.200	1-3	.333	0-2	.000	0	2	2	2.6	3	4	5	0	2	3	7.8
North Texas	01/14/2023	*	34:27	2-7	.286	1-4	.250	0-0	.000	1	1	2	2.5	0	3	2	0	1	5	7.6
at Western Ky.	01/16/2023	*	18:33	1-5	.200	1-4	.250	3-3	1.000	0	2	2	2.5	3	1	0	0	0	6	7.5
at UTSA	01/19/2023	*	24:14	2-7	.286	1-2	.500	0-0	.000	0	2	2	2.5	1	4	2	0	1	5	7.4
at UTEP	01/21/2023	*	27:14	1-3	.333	1-2	.500	3-4	.750	1	2	3	2.5	2	2	4	1	1	6	7.3
Middle Tenn.	01/26/2023	*	28:45	5-8	.625	1-2	.500	0-1	.000	0	1	1	2.4	0	2	2	0	0	11	7.5
Western Ky.	01/28/2023	*	26:48	2-7	.286	2-5	.400	0-1	.000	0	5	5	2.5	3	5	1	0	0	6	7.4
at UAB	02/02/2023	*	17:30	3-5	.600	0-1	.000	0-0	.000	0	0	0	2.4	1	1	2	0	1	6	7.3
at Charlotte	02/04/2023	*	15:38	2-3	.667	2-2	1.000	0-0	.000	0	1	1	2.4	1	1	1	0	0	6	7.3
Rice	02/09/2023	*	16:51	1-3	.333	0-1	.000	0-0	.000	0	2	2	2.4	1	2	2	0	0	2	7.1
Louisiana Tech	02/11/2023	*	25:04	3-8	.375	2-6	.333	2-4	.500	3	2	5	2.5	4	1	1	0	2	10	7.2
at Middle Tenn.	02/16/2023	*	19:45	1-4	.250	0-3	.000	0-0	.000	0	3	3	2.5	0	0	2	0	0	2	7.0
UTSA	02/23/2023	*	25:54	3-12	.250	2-6	.333	2-2	1.000	0	1	1	2.4	1	3	0	0	1	10	7.1
UTEP	02/25/2023	*	20:51	1-5	.200	0-2	.000	0-2	.000	1	1	2	2.4	1	2	4	0	2	2	6.9
at Rice	03/02/2023	*	20:53	6-9	.667	5-8	.625	2-2	1.000	0	2	2	2.4	2	3	1	0	0	19	7.3
at Louisiana Tech	03/04/2023	*	26:45	2-4	.500	2-4	.500	0-0	.000	1	2	3	2.4	1	2	0	0	2	6	7.3
vs Western Ky.	03/09/2023	*	21:00	1-3	.333	1-2	.500	0-0	.000	0	8	8	2.6	0	1	3	0	0	3	7.2
vs Middle Tenn.	03/10/2023	*	32:31	2-4	.500	2-3	.667	4-5	.800	0	1	1	2.5	2	3	0	0	0	10	7.2
vs UAB	03/11/2023	*	13:01	1-2	.500	1-1	1.000	0-0	.000	0	1	1	2.5	2	1	2	0	0	3	7.1
vs Memphis	03/17/2023	*	25:08	4-9	.444	2-5	.400	0-0	.000	1	2	3	2.5	3	1	0	0	0	10	7.2
vs Fairleigh Dickinson	03/19/2023	*	28:29	2-7	.286	2-5	.400	0-2	.000	0	3	3	2.5	1	2	1	0	0	6	7.2
vs Tennessee	03/23/2023	*	26:40	2-3	.667	1-2	.500	1-2	.500	1	1	2	2.5	1	3	1	0	0	6	7.1
vs Kansas St.	03/25/2023	*	20:59	4-7	.571	4-6	.667	4-5	.800	0	0	0	2.4	5	1	3	0	0	16	7.4
Totals			33	935:15	.418	54-134	.403	32-49	.653	11	82	93	2.4	58	82	62	3	29	280	7.4

Player Averages

Games Played	Minutes/game	Points/game	FG Pct	3FG Pct	FT Pct	Rebounds/game	Assists/game	Turnovers/game	Assist/Turnover ratio	Steals/game	Blocks/game
38	24.6	7.4	41.8	40.3	65.3	2.4	2.2	1.6	1.3	0.8	0.1

2022-23 FAU MEN'S BASKETBALL GAME NOTES



2022-23 Fla. Atlantic Men's Basketball Individual Game-by-Game All games

Page 6/13
as of Mar 29, 2023

#5 GAINES, Isaiah

Opponent	Date	GS	MIN	Total		3-Pointers		Free throws		Rebounds				PF	A	TO	BLK	STL	PTS	AVG
				FG-FGA	PCT	3FG-3FGA	PCT	FT-FTA	PCT	OFF	DEF	TOT	AVG							
Lynn	11/07/2022		13:34	2-3	.667	0-0	.000	0-0	.000	1	2	3	3.0	3	0	1	0	3	4	4.0
at Ole Miss	11/11/2022		10:28	0-2	.000	0-0	.000	0-0	.000	0	1	1	2.0	0	0	0	0	0	0	2.0
at Florida	11/14/2022		04:18	0-0	.000	0-0	.000	2-2	1.000	0	0	0	1.3	1	0	0	0	1	2	2.0
Bryant	11/17/2022		05:10	0-0	.000	0-0	.000	0-0	.000	0	3	3	1.8	2	0	0	0	0	0	1.5
Detroit Mercy	11/19/2022		12:09	2-3	.667	0-0	.000	2-4	.500	5	1	6	2.6	3	2	1	0	0	6	2.4
at UAlbany	11/26/2022	*	10:01	1-2	.500	0-0	.000	1-2	.500	0	0	0	2.2	1	1	2	1	1	3	2.5
South Alabama	11/30/2022		08:18	3-4	.750	0-0	.000	0-0	.000	1	3	4	2.4	0	1	1	0	0	6	3.0
at Eastern Mich.	12/04/2022		10:25	2-2	1.000	1-1	1.000	2-3	.667	1	1	2	2.4	2	0	1	0	0	7	3.5
FGCU	12/07/2022		07:58	1-1	1.000	0-0	.000	1-1	1.000	2	2	4	2.6	2	1	0	1	0	3	3.4
St. Thomas (FL)	12/14/2022		09:03	1-2	.500	0-0	.000	0-0	.000	0	2	2	2.5	2	0	1	0	1	2	3.3
FIU	12/17/2022		05:15	0-1	.000	0-0	.000	2-2	1.000	1	2	3	2.5	0	0	1	0	0	2	3.2
UAB	01/05/2023		02:11	1-1	1.000	0-0	.000	0-0	.000	1	0	1	2.4	1	0	0	0	0	2	3.1
Charlotte	01/07/2023		02:11	0-0	.000	0-0	.000	0-0	.000	0	1	1	2.3	0	0	0	0	0	0	2.8
at FIU	01/11/2023		06:56	1-1	1.000	0-0	.000	0-0	.000	0	1	1	2.2	1	0	0	1	0	2	2.8
North Texas	01/14/2023		00:27	0-0	.000	0-0	.000	0-0	.000	0	0	0	2.1	0	0	0	0	0	0	2.6
at Western Ky.	01/16/2023		04:09	1-1	1.000	0-0	.000	0-1	.000	0	1	1	2.0	1	0	1	0	0	2	2.6
at UTSA	01/19/2023		09:01	0-2	.000	0-0	.000	0-2	.000	1	1	2	2.0	2	1	1	1	0	0	2.4
at UTEP	01/21/2023		05:28	0-0	.000	0-0	.000	0-1	.000	1	2	3	2.1	2	0	1	0	0	0	2.3
at Charlotte	02/04/2023		02:30	0-0	.000	0-0	.000	0-0	.000	0	0	0	1.9	1	0	0	0	0	0	2.2
Rice	02/09/2023		00:32	0-0	.000	0-0	.000	1-2	.500	0	1	1	1.9	0	0	0	0	0	1	2.1
UTSA	02/23/2023		03:16	0-0	.000	0-0	.000	0-0	.000	0	1	1	1.9	1	0	0	0	0	0	2.0
UTEP	02/25/2023		01:06	0-0	.000	0-0	.000	0-0	.000	0	0	0	1.8	1	0	0	0	0	0	1.9
at Rice	03/02/2023		02:10	1-1	1.000	0-0	.000	0-0	.000	0	1	1	1.7	1	0	0	0	0	2	1.9
vs Western Ky.	03/09/2023		02:10	0-0	.000	0-0	.000	0-0	.000	0	0	0	1.7	0	0	0	0	0	0	1.8
vs UAB	03/11/2023		00:59	0-0	.000	0-0	.000	0-0	.000	0	1	1	1.6	0	0	0	0	0	0	1.8
Totals		1	139:44	16-26	.615	1-1	1.000	11-20	.550	14	27	41	1.6	27	6	11	4	6	44	1.8

Player Averages

Games Played	Minutes/ game	Points/ game	FG Pct	3FG Pct	FT Pct	Rebounds/ game	Assists/ game	Turnovers/ game	Assist/Turnover ratio	Steals/ game	Blocks/ game
25	5.6	1.8	61.5	100.0	55.0	1.6	0.2	0.4	0.5	0.2	0.2

2022-23 FAU MEN'S BASKETBALL GAME NOTES



2022-23 Fla. Atlantic Men's Basketball Individual Game-by-Game All games

Page 7/13
as of Mar 29, 2023

#11 FORREST, Michael

Opponent	Date	GS	MIN	Total		3-Pointers		Free throws		Rebounds				PF	A	TO	BLK	STL	PTS	AVG
				FG-FGA	PCT	3FG-3FGA	PCT	FT-FTA	PCT	OFF	DEF	TOT	AVG							
at Florida	11/14/2022		27:46	7-12	.583	4-7	.571	2-2	1.000	0	0	0	0.0	4	2	3	1	0	20	20.0
Bryant	11/17/2022		34:08	3-9	.333	1-4	.250	7-8	.875	0	0	0	0.0	0	4	2	0	2	14	17.0
Detroit Mercy	11/19/2022		26:49	2-10	.200	1-5	.200	1-1	1.000	1	4	5	1.7	1	3	1	0	0	6	13.3
at UAlbany	11/26/2022		30:46	4-10	.400	3-8	.375	1-1	1.000	0	3	3	2.0	2	4	3	0	2	12	13.0
South Alabama	11/30/2022		26:37	7-12	.583	3-5	.600	0-0	.000	0	4	4	2.4	1	3	2	0	0	17	13.8
at Eastern Mich.	12/04/2022		21:51	2-6	.333	1-4	.250	0-1	.000	2	5	7	3.2	2	0	0	0	1	5	12.3
FGCU	12/07/2022		21:48	4-8	.500	2-5	.400	0-0	.000	2	3	5	3.4	0	2	0	0	1	10	12.0
St. Thomas (FL)	12/14/2022		25:08	5-10	.500	3-7	.429	0-0	.000	0	4	4	3.5	1	4	0	0	0	13	12.1
FIU	12/17/2022		23:57	4-9	.444	2-6	.333	0-0	.000	0	0	0	3.1	2	1	4	0	3	10	11.9
Northern Ky.	12/21/2022		21:28	4-12	.333	2-8	.250	0-0	.000	0	0	0	2.8	1	2	1	0	1	10	11.7
at North Texas	12/29/2022		27:01	2-7	.286	1-5	.200	4-5	.800	0	4	4	2.9	1	2	0	0	0	9	11.5
UAB	01/05/2023		18:23	0-5	.000	0-3	.000	4-4	1.000	0	1	1	2.8	2	1	0	1	0	4	10.8
Charlotte	01/07/2023		25:26	3-6	.500	2-4	.500	0-0	.000	0	2	2	2.7	1	3	0	0	2	8	10.6
at FIU	01/11/2023		26:17	3-10	.300	2-6	.333	4-4	1.000	2	7	9	3.1	2	2	1	0	1	12	10.7
North Texas	01/14/2023		12:06	1-3	.333	0-1	.000	0-0	.000	1	1	2	3.1	1	1	0	0	0	2	10.1
at Western Ky.	01/16/2023		16:03	2-5	.400	1-4	.250	0-0	.000	0	3	3	3.1	3	0	2	0	1	5	9.8
at UTSA	01/19/2023		23:15	3-7	.429	3-6	.500	0-0	.000	2	2	4	3.1	1	2	0	0	0	9	9.8
at UTEP	01/21/2023		19:03	2-5	.400	1-2	.500	2-5	.400	0	2	2	3.1	1	1	3	0	0	7	9.6
Middle Tenn.	01/26/2023		19:33	3-8	.375	0-3	.000	0-0	.000	0	0	0	2.9	0	1	0	0	0	6	9.4
Western Ky.	01/28/2023		17:48	2-4	.500	2-4	.500	0-2	.000	0	3	3	2.9	0	1	2	0	0	6	9.3
at UAB	02/02/2023		17:14	1-7	.143	1-5	.200	1-2	.500	1	3	4	3.0	1	1	0	0	0	4	9.0
at Charlotte	02/04/2023		18:18	3-4	.750	2-3	.667	0-0	.000	0	0	0	2.8	0	2	1	0	0	8	9.0
Rice	02/09/2023		23:37	5-10	.500	2-6	.333	2-2	1.000	0	0	0	2.7	1	2	0	0	2	14	9.2
Louisiana Tech	02/11/2023		23:05	3-8	.375	1-4	.250	1-3	.333	0	2	2	2.7	0	2	1	0	1	8	9.1
at Middle Tenn.	02/16/2023		26:09	5-10	.500	3-6	.500	0-0	.000	0	1	1	2.6	1	1	2	1	1	13	9.3
UTSA	02/23/2023		26:38	7-12	.583	3-6	.500	2-2	1.000	1	0	1	2.5	3	3	2	0	0	19	9.7
UTEP	02/25/2023	*	25:16	4-11	.364	1-6	.167	1-1	1.000	0	4	4	2.6	3	2	1	0	0	10	9.7
at Rice	03/02/2023		18:48	2-9	.222	1-5	.200	0-0	.000	0	3	3	2.6	0	1	1	0	1	5	9.5
at Louisiana Tech	03/04/2023		14:20	4-4	1.000	3-3	1.000	1-2	.500	0	0	0	2.5	2	0	0	0	0	12	9.6
vs Western Ky.	03/09/2023		19:01	1-6	.167	0-4	.000	0-0	.000	0	3	3	2.5	2	2	3	0	2	2	9.3
vs Middle Tenn.	03/10/2023		09:56	2-2	1.000	0-0	.000	0-0	.000	0	1	1	2.5	1	0	1	0	0	4	9.2
vs UAB	03/11/2023		16:31	1-5	.200	0-1	.000	0-0	.000	0	1	1	2.4	0	1	0	0	0	2	8.9
vs Memphis	03/17/2023		11:02	0-2	.000	0-2	.000	0-0	.000	0	1	1	2.4	0	1	0	0	1	0	8.7
vs Fairleigh Dickinson	03/19/2023		08:13	0-4	.000	0-3	.000	0-0	.000	0	2	2	2.4	1	0	1	0	0	0	8.4
vs Tennessee	03/23/2023		16:30	4-7	.571	3-6	.500	0-0	.000	0	0	0	2.3	1	0	0	0	0	11	8.5
vs Kansas St.	03/25/2023		16:42	1-2	.500	0-1	.000	4-4	1.000	0	1	1	2.3	1	1	1	0	0	6	8.4
Totals		1	756:33	106-261	.406	54-158	.342	37-49	.755	12	70	82	2.3	43	58	38	3	22	303	8.4

Player Averages

Games Played	Minutes/game	Points/game	FG Pct	3FG Pct	FT Pct	Rebounds/game	Assists/game	Turnovers/game	Assist/Turnover ratio	Steals/game	Blocks/game
36	21.0	8.4	40.6	34.2	75.5	2.3	1.6	1.1	1.5	0.6	0.1

2022-23 FAU MEN'S BASKETBALL GAME NOTES



2022-23 Fla. Atlantic Men's Basketball Individual Game-by-Game All games

Page 8/13
as of Mar 29, 2023

#12 GAFFNEY, Jalen

Opponent	Date	GS	MIN	Total		3-Pointers		Free throws		Rebounds				PF	A	TO	BLK	STL	PTS	AVG	
				FG-FGA	PCT	3FG-3FGA	PCT	FT-FTA	PCT	OFF	DEF	TOT	AVG								
Lynn	11/07/2022		20:25	4-6	.667	2-3	.667	0-0	.000	0	4	4	4.0	0	3	2	0	2	10	10.0	
at Ole Miss	11/11/2022		16:12	1-6	.167	0-3	.000	3-3	1.000	0	0	0	2.0	1	1	2	0	0	5	7.5	
at Florida	11/14/2022		24:58	1-2	.500	0-0	.000	1-2	.500	0	2	2	2.0	1	4	1	0	1	3	6.0	
Bryant	11/17/2022		30:58	3-7	.429	1-3	.333	2-2	1.000	1	4	5	2.8	1	4	0	0	1	9	6.8	
Detroit Mercy	11/19/2022	*	26:36	3-6	.500	2-5	.400	0-0	.000	0	4	4	3.0	0	1	1	0	2	8	7.0	
at UAlbany	11/26/2022	*	32:28	4-9	.444	3-6	.500	0-1	.000	0	5	5	3.3	0	2	1	0	0	11	7.7	
South Alabama	11/30/2022	*	27:16	3-7	.429	0-0	.000	1-2	.500	0	5	5	3.6	0	3	1	0	0	7	7.6	
at Eastern Mich.	12/04/2022	*	32:32	5-9	.556	4-6	.667	0-0	.000	1	2	3	3.5	1	2	0	0	0	14	8.4	
FGCU	12/07/2022	*	26:06	2-3	.667	2-3	.667	0-0	.000	1	1	2	3.3	1	2	0	0	1	6	8.1	
St. Thomas (FL)	12/14/2022	*	22:16	3-6	.500	3-6	.500	0-0	.000	0	1	1	3.1	2	1	2	0	0	9	8.2	
FIU	12/17/2022	*	22:00	1-4	.250	0-2	.000	0-0	.000	0	3	3	3.1	3	3	1	0	0	2	7.6	
Northern Ky.	12/21/2022	*	23:54	1-3	.333	0-0	.000	0-0	.000	0	1	1	2.9	1	1	2	0	0	2	7.2	
at North Texas	12/29/2022	*	23:30	1-5	.200	0-2	.000	0-0	.000	0	2	2	2.8	1	0	1	0	0	2	6.8	
UAB	01/05/2023	*	24:26	1-3	.333	1-3	.333	0-0	.000	0	4	4	2.9	1	6	2	0	0	3	6.5	
Charlotte	01/07/2023	*	11:33	0-1	.000	0-1	.000	0-0	.000	0	1	1	2.8	0	0	0	0	0	0	6.1	
at FIU	01/11/2023	*	25:50	1-5	.200	1-4	.250	0-0	.000	1	1	2	2.8	1	5	0	0	0	3	5.9	
North Texas	01/14/2023	*	18:55	0-3	.000	0-2	.000	0-0	.000	0	0	0	2.6	1	0	0	0	0	0	5.5	
at Western Ky.	01/16/2023	*	24:44	1-8	.125	1-4	.250	2-2	1.000	1	4	5	2.7	0	4	1	0	0	5	5.5	
at UTSA	01/19/2023	*	20:00	2-3	.667	2-3	.667	0-0	.000	0	2	2	2.7	3	4	0	0	0	6	5.5	
at UTEP	01/21/2023	*	24:28	0-4	.000	0-4	.000	3-4	.750	0	2	2	2.7	2	2	1	0	1	3	5.4	
Middle Tenn.	01/26/2023	*	15:29	0-3	.000	0-2	.000	0-0	.000	0	1	1	2.6	2	3	1	0	0	0	5.1	
Western Ky.	01/28/2023	*	18:32	1-7	.143	1-5	.200	1-2	.500	0	3	3	2.6	3	2	1	0	0	4	5.1	
at UAB	02/02/2023	*	20:59	2-6	.333	0-3	.000	0-0	.000	0	1	1	2.5	2	4	1	0	1	4	5.0	
at Charlotte	02/04/2023	*	24:56	1-3	.333	0-0	.000	0-0	.000	1	1	2	2.5	2	4	1	0	0	2	4.9	
Rice	02/09/2023	*	22:10	0-4	.000	0-3	.000	2-2	1.000	0	3	3	2.5	2	3	1	0	2	2	4.8	
Louisiana Tech	02/11/2023	*	25:07	1-4	.250	1-3	.333	2-2	1.000	0	1	1	2.5	1	7	2	0	1	5	4.8	
at Middle Tenn.	02/16/2023	*	26:28	3-4	.750	2-2	1.000	0-1	.000	0	7	7	2.6	2	3	3	0	2	8	4.9	
UTEP	02/25/2023	*	15:33	1-2	.500	1-2	.500	0-0	.000	1	0	1	2.6	0	3	1	0	0	3	4.9	
at Rice	03/02/2023		21:11	3-4	.750	2-3	.667	0-0	.000	0	2	2	2.6	2	1	1	0	3	8	5.0	
at Louisiana Tech	03/04/2023		20:29	1-2	.500	1-2	.500	0-0	.000	0	1	1	2.5	2	2	0	0	0	3	4.9	
vs Western Ky.	03/09/2023		23:34	2-5	.400	0-1	.000	0-0	.000	0	3	3	2.5	2	0	0	0	0	4	4.9	
vs Middle Tenn.	03/10/2023		21:54	0-3	.000	0-0	.000	2-2	1.000	0	5	5	2.6	1	2	0	0	1	2	4.8	
vs UAB	03/11/2023		27:37	0-5	.000	0-4	.000	4-4	1.000	0	1	1	2.5	3	2	3	0	0	4	4.8	
vs Memphis	03/17/2023		19:31	1-4	.250	0-1	.000	0-0	.000	0	5	5	2.6	3	1	2	0	0	2	4.7	
vs Fairleigh Dickinson	03/19/2023		20:35	1-4	.250	1-2	.500	0-0	.000	2	3	5	2.7	0	2	1	0	0	3	4.6	
vs Tennessee	03/23/2023		16:34	0-3	.000	0-2	.000	0-0	.000	0	4	4	2.7	0	1	0	0	0	0	4.5	
vs Kansas St.	03/25/2023		18:20	0-2	.000	0-1	.000	0-0	.000	0	3	3	2.7	1	1	3	0	0	0	4.4	
Totals			23	838:06	54-165	.327	31-96	.323	23-29	.793	9	92	101	2.7	48	89	39	0	18	162	4.4

Player Averages

Games Played	Minutes/game	Points/game	FG Pct	3FG Pct	FT Pct	Rebounds/game	Assists/game	Turnovers/game	Assist/Turnover ratio	Steals/game	Blocks/game
37	22.7	4.4	32.7	32.3	79.3	2.7	2.4	1.1	2.3	0.5	0.0

2022-23 FAU MEN'S BASKETBALL GAME NOTES



2022-23 Fla. Atlantic Men's Basketball Individual Game-by-Game All games

Page 9/13
as of Mar 29, 2023

#15 MARTIN, Alijah

Opponent	Date	GS	MIN	Total		3-Pointers		Free throws		Rebounds				PF	A	TO	BLK	STL	PTS	AVG	
				FG-FGA	PCT	3FG-3FGA	PCT	FT-FTA	PCT	OFF	DEF	TOT	AVG								
Lynn	11/07/2022	*	23:57	4-13	.308	1-7	.143	0-0	.000	4	5	9	9.0	2	1	4	0	1	9	9.0	
at Ole Miss	11/11/2022	*	29:53	6-10	.600	3-5	.600	1-2	.500	0	2	2	5.5	2	1	3	1	1	16	12.5	
at Florida	11/14/2022	*	29:03	4-9	.444	3-4	.750	0-1	.000	1	5	6	5.7	2	2	0	0	2	11	12.0	
Bryant	11/17/2022	*	28:42	5-13	.385	1-5	.200	4-5	.800	2	7	9	6.5	3	3	5	2	1	15	12.8	
Detroit Mercy	11/19/2022	*	18:06	5-9	.556	2-5	.400	0-0	.000	0	3	3	5.8	1	3	0	0	1	12	12.6	
FGCU	12/07/2022		22:28	8-13	.615	4-8	.500	1-1	1.000	0	3	3	5.3	2	3	1	1	1	21	14.0	
St. Thomas (FL)	12/14/2022		16:42	5-7	.714	1-2	.500	7-8	.875	2	3	5	5.3	1	1	2	0	2	18	14.6	
FIU	12/17/2022		23:22	6-14	.429	3-8	.375	3-3	1.000	3	0	3	5.0	3	1	4	0	1	18	15.0	
Northern Ky.	12/21/2022		27:08	1-4	.250	1-3	.333	3-4	.750	2	5	7	5.2	0	3	1	1	1	6	14.0	
at North Texas	12/29/2022		25:01	2-10	.200	0-6	.000	5-5	1.000	2	2	4	5.1	0	0	0	0	2	9	13.5	
UAB	01/05/2023		30:30	2-5	.400	1-3	.333	1-1	1.000	2	8	10	5.5	0	1	2	0	1	6	12.8	
Charlotte	01/07/2023		27:19	6-11	.545	5-9	.556	0-0	.000	1	3	4	5.4	0	1	1	0	0	17	13.2	
at FIU	01/11/2023		26:18	4-12	.333	2-7	.286	2-2	1.000	1	3	4	5.3	1	3	1	1	0	12	13.1	
North Texas	01/14/2023		29:02	3-8	.375	1-3	.333	2-4	.500	1	1	2	5.1	3	0	1	0	2	9	12.8	
at Western Ky.	01/16/2023		30:14	3-6	.500	2-4	.500	7-9	.778	1	4	5	5.1	1	0	3	0	2	15	12.9	
at UTSA	01/19/2023		22:12	4-11	.364	1-7	.143	2-3	.667	2	5	7	5.2	3	3	2	0	3	11	12.8	
at UTEP	01/21/2023		21:49	1-4	.250	0-1	.000	1-2	.500	1	4	5	5.2	4	1	2	1	0	3	12.2	
Middle Tenn.	01/26/2023		26:05	5-9	.556	1-4	.250	2-4	.500	2	5	7	5.3	1	3	1	0	3	13	12.3	
Western Ky.	01/28/2023		24:01	4-14	.286	0-7	.000	0-0	.000	4	3	7	5.4	3	1	3	0	1	8	12.1	
at UAB	02/02/2023		25:01	2-9	.222	1-4	.250	4-4	1.000	1	2	3	5.3	1	1	2	0	1	9	11.9	
at Charlotte	02/04/2023	*	29:09	4-7	.571	3-5	.600	2-2	1.000	2	4	6	5.3	2	0	0	0	0	13	12.0	
Rice	02/09/2023	*	27:06	4-6	.667	2-3	.667	6-6	1.000	1	6	7	5.4	3	1	0	0	1	16	12.1	
Louisiana Tech	02/11/2023	*	31:30	7-10	.700	6-8	.750	6-6	1.000	1	3	4	5.3	4	0	3	0	0	26	12.7	
at Middle Tenn.	02/16/2023	*	28:20	6-14	.429	3-7	.429	0-0	.000	2	2	4	5.3	2	2	0	0	0	15	12.8	
UTSA	02/23/2023	*	17:23	5-7	.714	1-3	.333	1-2	.500	0	2	2	5.1	4	2	0	0	2	12	12.8	
UTEP	02/25/2023	*	22:32	7-12	.583	4-7	.571	3-3	1.000	1	2	3	5.0	3	0	1	0	0	21	13.1	
at Rice	03/02/2023	*	20:29	4-13	.308	1-6	.167	0-0	.000	3	1	4	5.0	2	2	0	0	0	9	13.0	
at Louisiana Tech	03/04/2023	*	31:53	0-10	.000	0-6	.000	2-2	1.000	2	6	8	5.1	1	5	1	0	0	2	12.6	
vs Western Ky.	03/09/2023	*	22:26	3-9	.333	2-6	.333	1-2	.500	3	4	7	5.2	2	1	3	0	1	9	12.4	
vs Middle Tenn.	03/10/2023	*	29:38	5-13	.385	2-5	.400	5-7	.714	2	4	6	5.2	2	1	2	0	0	17	12.6	
vs UAB	03/11/2023	*	28:09	12-19	.632	5-10	.500	1-3	.333	3	8	11	5.4	0	1	2	0	3	30	13.2	
vs Memphis	03/17/2023	*	33:54	3-13	.231	1-5	.200	3-4	.750	2	2	4	5.3	0	1	0	0	0	10	13.1	
vs Fairleigh Dickinson	03/19/2023	*	32:09	5-14	.357	2-5	.400	2-4	.500	1	2	3	5.3	3	2	1	1	1	14	13.1	
vs Tennessee	03/23/2023	*	27:41	3-6	.500	2-4	.500	1-2	.500	1	3	4	5.2	1	0	3	0	0	9	13.0	
vs Kansas St.	03/25/2023	*	29:15	6-11	.545	3-7	.429	2-2	1.000	2	2	4	5.2	1	2	5	2	2	17	13.1	
Totals			20	918:25	154-355	.434	70-189	.370	80-103	.777	58	124	182	5.2	63	52	59	10	36	458	13.1

Player Averages

Games Played	Minutes/game	Points/game	FG Pct	3FG Pct	FT Pct	Rebounds/game	Assists/game	Turnovers/game	Assist/Turnover ratio	Steals/game	Blocks/game
35	26.2	13.1	43.4	37.0	77.7	5.2	1.5	1.7	0.9	1.0	0.3

2022-23 FAU MEN'S BASKETBALL GAME NOTES



2022-23 Fla. Atlantic Men's Basketball Individual Game-by-Game All games

Page 10/13
as of Mar 29, 2023

#21 RALAT, Alejandro

Opponent	Date	GS	MIN	Total		3-Pointers		Free throws		Rebounds				PF	A	TO	BLK	STL	PTS	AVG
				FG-FGA	PCT	3FG-3FGA	PCT	FT-FTA	PCT	OFF	DEF	TOT	AVG							
Lynn	11/07/2022		05:36	1-3	.333	1-3	.333	0-0	.000	0	0	0	0.0	0	1	0	0	0	3	3.0
Detroit Mercy	11/19/2022		09:04	0-2	.000	0-2	.000	0-0	.000	0	0	0	0.0	1	1	0	0	0	0	1.5
South Alabama	11/30/2022		01:15	1-1	1.000	0-0	.000	0-0	.000	0	0	0	0.0	0	0	0	0	0	2	1.7
at Eastern Mich.	12/04/2022		02:18	0-0	.000	0-0	.000	0-0	.000	0	0	0	0.0	0	1	0	0	0	0	1.3
FGCU	12/07/2022		03:19	0-0	.000	0-0	.000	0-0	.000	0	0	0	0.0	0	0	0	0	0	0	1.0
St. Thomas (FL)	12/14/2022		05:19	0-2	.000	0-1	.000	0-0	.000	0	1	1	0.2	0	1	0	0	0	0	0.8
FIU	12/17/2022		02:19	0-0	.000	0-0	.000	0-0	.000	0	0	0	0.1	0	0	0	0	1	0	0.7
at UTSA	01/19/2023		02:10	0-0	.000	0-0	.000	0-0	.000	0	0	0	0.1	0	0	0	0	0	0	0.6
at Charlotte	02/04/2023		00:53	0-0	.000	0-0	.000	0-0	.000	0	0	0	0.1	0	0	0	0	0	0	0.6
UTSA	02/23/2023		03:16	0-2	.000	0-1	.000	0-0	.000	0	0	0	0.1	0	0	0	0	0	0	0.5
UTEP	02/25/2023		01:37	0-0	.000	0-0	.000	0-0	.000	0	0	0	0.1	0	1	0	0	0	0	0.5
at Rice	03/02/2023		02:10	1-2	.500	0-0	.000	0-0	.000	0	0	0	0.1	0	0	1	0	0	2	0.6
vs Western Ky.	03/09/2023		02:10	0-0	.000	0-0	.000	0-0	.000	0	0	0	0.1	0	0	0	0	0	0	0.5
vs UAB	03/11/2023		00:59	0-0	.000	0-0	.000	0-0	.000	0	0	0	0.1	0	0	0	0	0	0	0.5
Totals		0	42:25	3-12	.250	1-7	.143	0-0	.000	0	1	1	0.1	1	5	1	0	1	7	0.5

Player Averages

Games Played	Minutes/game	Points/game	FG Pct	3FG Pct	FT Pct	Rebounds/game	Assists/game	Turnovers/game	Assist/Turnover ratio	Steals/game	Blocks/game
14	3.0	0.5	25.0	14.3	0.0	0.1	0.4	0.1	5.0	0.1	0.0

2022-23 FAU MEN'S BASKETBALL GAME NOTES



2022-23 Fla. Atlantic Men's Basketball Individual Game-by-Game All games

Page 11/13
as of Mar 29, 2023

#23 WEATHERSPOON, Brandon

Opponent	Date	GS	MIN	Total		3-Pointers		Free throws		Rebounds				PF	A	TO	BLK	STL	PTS	AVG
				FG-FGA	PCT	3FG-3FGA	PCT	FT-FTA	PCT	OFF	DEF	TOT	AVG							
Lynn	11/07/2022		16:24	1-7	.143	1-6	.167	0-3	.000	1	1	2	2.0	1	1	0	0	0	3	3.0
at Ole Miss	11/11/2022		14:59	2-6	.333	2-5	.400	0-0	.000	0	2	2	2.0	2	1	0	0	1	6	4.5
at Florida	11/14/2022		09:14	2-4	.500	1-3	.333	0-0	.000	1	1	2	2.0	1	1	0	0	0	5	4.7
Bryant	11/17/2022		10:43	1-7	.143	1-6	.167	0-0	.000	0	2	2	2.0	2	0	0	0	1	3	4.3
Detroit Mercy	11/19/2022	*	21:27	3-8	.375	1-6	.167	0-0	.000	1	1	2	2.0	1	1	0	0	3	7	4.8
at UAlbany	11/26/2022	*	26:17	3-5	.600	1-3	.333	0-0	.000	2	3	5	2.5	1	0	0	0	1	7	5.2
South Alabama	11/30/2022	*	30:38	6-8	.750	4-5	.800	0-0	.000	1	2	3	2.6	1	0	0	0	1	16	6.7
at Eastern Mich.	12/04/2022	*	19:12	0-3	.000	0-3	.000	0-0	.000	1	2	3	2.6	1	3	3	0	2	0	5.9
FGCU	12/07/2022	*	15:34	3-5	.600	2-4	.500	0-2	.000	2	1	3	2.7	1	0	0	0	0	8	6.1
St. Thomas (FL)	12/14/2022	*	11:47	1-4	.250	0-2	.000	2-2	1.000	2	1	3	2.7	0	0	1	0	0	4	5.9
FIU	12/17/2022	*	15:27	1-2	.500	0-1	.000	0-0	.000	2	0	2	2.6	0	1	0	0	0	2	5.5
Northern Ky.	12/21/2022	*	10:00	1-1	1.000	1-1	1.000	0-0	.000	0	0	0	2.4	1	0	1	0	0	3	5.3
at North Texas	12/29/2022	*	10:43	0-1	.000	0-1	.000	0-0	.000	0	1	1	2.3	2	1	0	0	0	0	4.9
UAB	01/05/2023	*	09:12	0-3	.000	0-3	.000	1-2	.500	1	0	1	2.2	2	1	0	0	0	1	4.6
Charlotte	01/07/2023	*	21:09	3-6	.500	1-3	.333	0-0	.000	0	1	1	2.1	2	0	0	0	0	7	4.8
at FIU	01/11/2023	*	15:34	2-3	.667	2-3	.667	0-0	.000	0	0	0	2.0	1	1	0	0	1	6	4.9
North Texas	01/14/2023	*	12:08	1-2	.500	1-2	.500	0-0	.000	0	0	0	1.9	1	1	0	0	0	3	4.8
at Western Ky.	01/16/2023	*	11:54	1-3	.333	1-2	.500	0-0	.000	0	2	2	1.9	0	0	0	0	0	3	4.7
at UTSA	01/19/2023	*	15:37	4-8	.500	1-3	.333	3-4	.750	2	2	4	2.0	5	0	1	0	0	12	5.1
at UTEP	01/21/2023	*	11:55	1-5	.200	1-2	.500	2-2	1.000	0	1	1	2.0	2	0	0	0	0	5	5.1
Middle Tenn.	01/26/2023	*	14:50	0-2	.000	0-2	.000	0-0	.000	0	1	1	1.9	1	0	0	0	1	0	4.8
Western Ky.	01/28/2023	*	17:52	3-5	.600	3-5	.600	2-2	1.000	2	4	6	2.1	0	0	1	0	0	11	5.1
at UAB	02/02/2023	*	14:47	1-6	.167	0-4	.000	0-0	.000	1	1	2	2.1	2	0	0	0	0	2	5.0
at Charlotte	02/04/2023	*	18:42	4-8	.500	2-4	.500	0-0	.000	1	2	3	2.1	0	1	1	0	0	10	5.2
Rice	02/09/2023	*	16:40	2-6	.333	2-5	.400	0-0	.000	0	0	0	2.0	0	0	0	0	0	6	5.2
Louisiana Tech	02/11/2023	*	17:44	2-5	.400	1-3	.333	0-0	.000	1	1	2	2.0	2	0	2	0	0	5	5.2
at Middle Tenn.	02/16/2023	*	11:33	0-1	.000	0-1	.000	0-0	.000	0	0	0	2.0	1	1	0	0	0	0	5.0
UTSA	02/23/2023		19:31	2-7	.286	1-4	.250	2-2	1.000	1	4	5	2.1	2	3	0	0	0	7	5.1
UTEP	02/25/2023		18:25	3-4	.750	1-2	.500	3-4	.750	3	0	3	2.1	1	0	0	0	1	10	5.2
at Rice	03/02/2023		18:34	1-2	.500	1-1	1.000	0-0	.000	0	1	1	2.1	3	4	0	0	2	3	5.2
at Louisiana Tech	03/04/2023		13:00	3-5	.600	2-3	.667	0-0	.000	0	0	0	2.0	0	0	1	0	0	8	5.3
vs Western Ky.	03/09/2023		17:57	3-7	.429	1-5	.200	1-1	1.000	2	3	5	2.1	2	2	0	0	1	8	5.3
vs Middle Tenn.	03/10/2023		13:26	0-3	.000	0-2	.000	0-0	.000	2	0	2	2.1	1	1	0	0	0	0	5.2
vs UAB	03/11/2023		13:44	1-3	.333	1-2	.500	0-0	.000	0	0	0	2.0	0	1	0	0	1	3	5.1
vs Memphis	03/17/2023		17:05	1-4	.250	1-4	.250	0-0	.000	1	3	4	2.1	0	2	0	0	1	3	5.1
vs Fairleigh Dickinson	03/19/2023		11:41	2-5	.400	2-5	.400	0-0	.000	0	3	3	2.1	0	0	0	0	1	6	5.1
vs Tennessee	03/23/2023		21:30	2-5	.400	0-3	.000	0-0	.000	2	5	7	2.2	2	4	2	0	1	4	5.1
vs Kansas St.	03/25/2023		19:07	2-3	.667	1-1	1.000	2-2	1.000	0	2	2	2.2	1	2	1	0	0	7	5.1
Totals		23	606:03	68-172	.395	40-120	.333	18-26	.692	32	53	85	2.2	45	33	14	0	19	194	5.1

Player Averages

Games Played	Minutes/game	Points/game	FG Pct	3FG Pct	FT Pct	Rebounds/game	Assists/game	Turnovers/game	Assist/Turnover ratio	Steals/game	Blocks/game
38	15.9	5.1	39.5	33.3	69.2	2.2	0.9	0.4	2.4	0.5	0.0

2022-23 FAU MEN'S BASKETBALL GAME NOTES



2022-23 Fla. Atlantic Men's Basketball Individual Game-by-Game All games

Page 12/13
as of Mar 29, 2023

#25 CARROLL, Tre

Opponent	Date	GS	MIN	Total		3-Pointers		Free throws		Rebounds				PF	A	TO	BLK	STL	PTS	AVG
				FG-FGA	PCT	3FG-3FGA	PCT	FT-FTA	PCT	OFF	DEF	TOT	AVG							
Lynn	11/07/2022		06:10	2-2	1.000	0-0	.000	0-0	.000	0	4	4	4.0	1	0	1	0	0	4	4.0
at Ole Miss	11/11/2022		03:11	0-0	.000	0-0	.000	0-0	.000	0	0	0	2.0	0	0	1	0	0	0	2.0
Bryant	11/17/2022		14:20	4-6	.667	1-2	.500	2-2	1.000	0	3	3	2.3	1	2	0	1	0	11	5.0
Detroit Mercy	11/19/2022		09:01	2-5	.400	0-1	.000	0-0	.000	1	2	3	2.5	2	2	1	0	0	4	4.8
at UAlbany	11/26/2022		10:36	3-5	.600	0-0	.000	0-0	.000	0	4	4	2.8	3	1	1	0	0	6	5.0
South Alabama	11/30/2022		05:55	1-1	1.000	0-0	.000	0-0	.000	0	2	2	2.7	1	1	1	0	0	2	4.5
at Eastern Mich.	12/04/2022		03:29	1-1	1.000	1-1	1.000	0-0	.000	0	1	1	2.4	0	0	0	0	0	3	4.3
FGCU	12/07/2022		03:44	1-2	.500	1-1	1.000	1-2	.500	0	0	0	2.1	1	0	0	0	0	4	4.3
St. Thomas (FL)	12/14/2022		08:07	1-2	.500	0-0	.000	0-0	.000	1	1	2	2.1	1	0	0	0	0	2	4.0
FIU	12/17/2022		02:19	1-2	.500	0-1	.000	0-0	.000	0	0	0	1.9	0	0	1	0	0	2	3.8
at UTSA	01/19/2023		03:06	1-1	1.000	0-0	.000	0-0	.000	0	1	1	1.8	0	0	0	0	0	2	3.6
Middle Tenn.	01/26/2023		01:04	0-0	.000	0-0	.000	0-0	.000	0	0	0	1.7	0	0	0	0	0	0	3.3
at Charlotte	02/04/2023		03:51	0-1	.000	0-1	.000	0-0	.000	0	2	2	1.7	0	0	0	0	0	0	3.1
UTSA	02/23/2023		11:11	4-5	.800	2-2	1.000	1-1	1.000	2	4	6	2.0	3	1	1	0	0	11	3.6
UTEP	02/25/2023		02:21	1-1	1.000	1-1	1.000	0-0	.000	0	0	0	1.9	1	0	0	0	0	3	3.6
at Rice	03/02/2023		08:24	2-4	.500	0-1	.000	1-1	1.000	0	3	3	1.9	0	0	1	0	0	5	3.7
vs Western Ky.	03/09/2023		04:00	1-1	1.000	0-0	.000	1-2	.500	0	1	1	1.9	0	0	1	0	0	3	3.6
vs UAB	03/11/2023		00:59	0-0	.000	0-0	.000	0-0	.000	0	0	0	1.8	0	0	0	0	0	0	3.4
Totals		0	101:47	25-39	.641	6-11	.545	6-8	.750	4	28	32	1.8	14	7	9	1	0	62	3.4

Player Averages

Games Played	Minutes/ game	Points/ game	FG Pct	3FG Pct	FT Pct	Rebounds/ game	Assists/ game	Turnovers/ game	Assist/Turnover ratio	Steals/ game	Blocks/ game
18	5.7	3.4	64.1	54.5	75.0	1.8	0.4	0.5	0.8	0.0	0.1

2022-23 FAU MEN'S BASKETBALL GAME NOTES



2022-23 Fla. Atlantic Men's Basketball Individual Game-by-Game All games

Page 13/13
as of Mar 29, 2023

#50 GOLDIN, Vladislav

Opponent	Date	GS	MIN	Total		3-Pointers		Free throws		Rebounds				PF	A	TO	BLK	STL	PTS	AVG	
				FG-FGA	PCT	3FG-3FGA	PCT	FT-FTA	PCT	OFF	DEF	TOT	AVG								
Lynn	11/07/2022	*	12:53	4-6	.667	0-0	.000	0-0	.000	1	2	3	3.0	3	0	2	1	0	8	8.0	
at Ole Miss	11/11/2022	*	30:27	9-13	.692	0-0	.000	1-3	.333	6	3	9	6.0	2	0	2	1	1	19	13.5	
at Florida	11/14/2022	*	17:09	4-7	.571	0-0	.000	0-0	.000	0	2	2	4.7	4	0	2	2	0	8	11.7	
Bryant	11/17/2022	*	23:60	3-3	1.000	0-0	.000	2-4	.500	3	4	7	5.3	4	0	1	1	1	8	10.8	
Detroit Mercy	11/19/2022	*	17:19	5-5	1.000	0-0	.000	2-3	.667	2	3	5	5.2	3	1	1	3	0	12	11.0	
at UAlbany	11/26/2022	*	21:57	5-7	.714	0-0	.000	1-3	.333	2	3	5	5.2	2	0	0	1	0	11	11.0	
South Alabama	11/30/2022	*	19:37	5-8	.625	0-0	.000	2-4	.500	3	2	5	5.1	1	1	5	1	0	12	11.1	
at Eastern Mich.	12/04/2022	*	21:20	5-11	.455	0-0	.000	5-7	.714	3	4	7	5.4	4	0	1	0	0	15	11.6	
FGCU	12/07/2022	*	20:53	4-8	.500	0-0	.000	0-0	.000	4	4	8	5.7	1	1	2	2	0	8	11.2	
St. Thomas (FL)	12/14/2022	*	05:28	2-2	1.000	0-0	.000	2-2	1.000	0	1	1	5.2	0	1	2	0	1	6	10.7	
FIU	12/17/2022	*	17:57	5-6	.833	0-0	.000	2-4	.500	2	6	8	5.5	4	1	1	0	0	12	10.8	
Northern Ky.	12/21/2022	*	23:45	2-5	.400	0-0	.000	5-10	.500	2	6	8	5.7	3	1	1	0	1	9	10.7	
at North Texas	12/29/2022	*	25:55	4-8	.500	0-0	.000	3-6	.500	4	9	13	6.2	2	0	0	1	0	11	10.7	
UAB	01/05/2023	*	11:25	4-5	.800	0-0	.000	0-0	.000	2	0	2	5.9	3	0	1	2	1	8	10.5	
Charlotte	01/07/2023	*	22:27	4-6	.667	0-0	.000	1-4	.250	4	1	5	5.9	0	4	0	1	0	9	10.4	
at FIU	01/11/2023	*	21:21	3-5	.600	0-0	.000	3-5	.600	3	4	7	5.9	4	0	1	1	3	9	10.3	
North Texas	01/14/2023	*	25:08	3-6	.500	0-0	.000	6-8	.750	3	5	8	6.1	1	0	3	0	0	12	10.4	
at Western Ky.	01/16/2023	*	20:46	3-4	.750	0-0	.000	2-4	.500	3	4	7	6.1	3	0	3	0	0	8	10.3	
at UTSA	01/19/2023	*	19:18	1-3	.333	0-0	.000	4-7	.571	3	4	7	6.2	1	0	0	1	0	6	10.1	
at UTEP	01/21/2023	*	23:08	4-7	.571	0-0	.000	3-4	.750	2	4	6	6.2	3	0	0	3	0	11	10.1	
Middle Tenn.	01/26/2023	*	18:57	3-3	1.000	0-0	.000	3-5	.600	3	6	9	6.3	3	0	1	1	2	9	10.0	
Western Ky.	01/28/2023	*	14:03	2-5	.400	0-0	.000	2-2	1.000	2	2	4	6.2	4	0	1	1	1	6	9.9	
at UAB	02/02/2023	*	21:01	5-8	.625	0-0	.000	3-4	.750	2	5	7	6.2	3	0	1	0	0	13	10.0	
at Charlotte	02/04/2023	*	24:34	6-7	.857	0-0	.000	3-4	.750	0	6	6	6.2	2	1	1	0	0	15	10.2	
Rice	02/09/2023	*	25:26	7-9	.778	0-0	.000	5-7	.714	2	7	9	6.3	3	0	2	0	0	19	10.6	
Louisiana Tech	02/11/2023	*	32:04	6-11	.545	0-0	.000	5-6	.833	3	4	7	6.3	3	1	3	1	1	17	10.8	
at Middle Tenn.	02/16/2023	*	24:46	7-10	.700	0-0	.000	0-2	.000	0	8	8	6.4	2	0	1	2	0	14	10.9	
UTSA	02/23/2023	*	18:25	5-8	.625	0-0	.000	4-6	.667	4	5	9	6.5	1	0	0	3	1	14	11.0	
UTEP	02/25/2023	*	18:58	2-3	.667	0-0	.000	0-1	.000	3	6	9	6.6	4	1	0	1	0	4	10.8	
at Rice	03/02/2023	*	18:34	4-5	.800	0-0	.000	2-3	.667	3	3	6	6.6	1	2	1	0	0	10	10.8	
at Louisiana Tech	03/04/2023	*	24:45	5-9	.556	0-0	.000	5-8	.625	0	4	4	6.5	3	0	3	4	0	15	10.9	
vs Western Ky.	03/09/2023	*	18:12	6-8	.750	0-0	.000	0-0	.000	0	4	4	6.4	3	0	1	2	1	12	10.9	
vs Middle Tenn.	03/10/2023	*	18:21	3-4	.750	0-0	.000	0-0	.000	0	5	5	6.4	4	0	2	1	0	6	10.8	
vs UAB	03/11/2023	*	21:24	2-6	.333	0-0	.000	1-2	.500	1	7	8	6.4	3	0	1	4	0	5	10.6	
vs Memphis	03/17/2023	*	19:09	3-5	.600	0-0	.000	0-0	.000	5	2	7	6.4	2	0	1	2	0	6	10.5	
vs Fairleigh Dickinson	03/19/2023	*	18:12	4-9	.444	0-0	.000	0-0	.000	5	1	6	6.4	1	0	0	1	0	8	10.4	
vs Tennessee	03/23/2023	*	27:31	1-3	.333	0-0	.000	1-2	.500	2	5	7	6.4	1	0	1	1	0	3	10.2	
vs Kansas St.	03/25/2023	*	28:24	6-11	.545	0-0	.000	2-2	1.000	6	7	13	6.6	1	2	2	2	0	14	10.3	
Totals			38	794:58	156-249	.627	0-0	.000	80-132	.606	93	158	251	6.6	92	17	50	47	14	392	10.3

Player Averages

Games Played	Minutes/game	Points/game	FG Pct	3FG Pct	FT Pct	Rebounds/game	Assists/game	Turnovers/game	Assist/Turnover ratio	Steals/game	Blocks/game
38	20.9	10.3	62.7	0.0	60.6	6.6	0.4	1.3	0.3	0.4	1.2