

UTAH STATE 2022-23



MEN'S BASKETBALL NOTES

2022-23 SCHEDULE

GAME 25 - 25/23 SAN DIEGO STATE (18-5, 9-2 MOUNTAIN WEST)

FEBRUARY 8 | LOGAN, UTAH | DEE GLEN SMITH SPECTRUM | AGGIE SPORTS NETWORK | CBS SPORTS NETWORK

19-5, 8-3 MW

(11-1 H / 4-3 A / 4-1 N)

Rank: AP Top 25/USA Today Coaches' Poll

NOVEMBER (5-0)

7	-/-	-/-	UTAH VALLEY	W, 75-58
11	-/-	-/-	BRADLEY	W, 84-62
14	-/-	-/-	SANTA CLARA	W, 96-74
17	-/-	-/-	at San Diego	W, 91-89 (OT)
22	-/-	-/-	ORAL ROBERTS	W, 95-85

DECEMBER (7-2)

1	-/-	-/-	UTAH TECH	W, 86-81
4	-/-	-/-	vs. San Francisco	W, 82-64
10	-/-	-/-	vs. Loyola Marymount&	W, 79-67
15	-/-	-/-	WESTMINSTER COLLEGE	W, 106-68
19	-/-	-/-	WEBER STATE	L, 72-75
22	-/-	-/-	vs. Seattle University#	W, 84-56
23	-/-	-/-	vs. SMU#	L, 74-77
25	-/-	-/-	Washington State#	W, 82-73
31	-/-	-/-	FRESNO STATE*	W, 67-54

JANUARY (5-3)

3	-/-	-/-	at Air Force*	W, 77-65
7	-/-	-/-	at Boise State*	L, 59-82
10	-/-	-/-	WYOMING*	W, 83-63
13	-/-	RV/RV	at Nevada*	L, 70-85
17	-/-	-/-	UNLV*	W, 75-71
21	-/-	-/-	SAN JOSÉ STATE*	W, 75-74
25	-/-	RV/RV	at San Diego State*	L, 75-85
28	-/-	-/-	at Fresno State*	W, 70-53

FEBRUARY (2-0)

1	-/-	-/-	NEW MEXICO*	W, 84-73
4	-/-	-/-	at Colorado State*	W, 88-79
8	-/-	25/23	SAN DIEGO STATE*	8 p.m.
11	-/-	-/-	at San José State*	8 p.m.
14	-/-	-/-	AIR FORCE*	7 p.m.
18	-/-	-/-	NEVADA*	6 p.m.
21	-/-	-/-	at Wyoming*	7 p.m.

MARCH (0-0)

1	-/-	-/-	at UNLV*	9 p.m.
4	-/-	--	BOISE STATE*	7 p.m.
8-11			Mountain West Championships	

* Mountain West Game

Hawaiian Airlines Diamond Head Classic I & Jack Jones Hoopfest

Home games in **BOLD CAPS**

All times Mountain

LAST GAME'S STARTERS

	2	SEAN BAIRSTOW 6-8 • 205 • GUARD • SENIOR BRISBANE, AUSTRALIA CHURCHIE
		11.1 ppg 4.5 rpg 2.6 apg 0.5 spg 0.2 bpg FG% .509 (108-of-212) 3PT% .453 (24-of-53) FT% .587 (27-of-46)
	3	STEVEN ASHWORTH 6-1 • 170 • GUARD • JUNIOR ALPINE, UTAH LONE PEAK HS
		15.9 ppg 3.3 rpg 4.5 apg 0.9 spg 0.0 bpg FG% .473 (112-of-237) 3PT% .475 (84-of-177) FT% .869 (73-of-84)
	11	MAX SHULGA 6-4 • 197 • GUARD • JUNIOR KYIV, UKRAINE BASKETBALL SCHOOL OF EXCELLENCE
		11.3 ppg 4.4 rpg 4.1 apg 0.7 spg 0.3 bpg FG% .433 (81-of-187) 3PT% .343 (35-of-102) FT% .833 (75-of-90)
	23	TAYLOR FUNK 6-9 • 220 • FORWARD • GRADUATE LANCASTER, PENNSYLVANIA SAINT JOSEPH'S MANHEIM CENTRAL HS
		14.3 ppg 5.4 rpg 2.0 apg 0.8 spg 0.7 bpg FG% .454 (119-of-262) 3PT% .409 (63-of-154) FT% .906 (29-of-32)
	32	TREVIN DORIUS 7-1 • 240 • CENTER • SENIOR HEBER CITY, UTAH WASATCH HS
		5.5 ppg 3.7 rpg 0.3 apg 0.5 spg 1.0 bpg FG% .576 (53-of-92) 3PT% .000 (0-of-0) FT% .675 (27-of-40)

SERIES AT A GLANCE (MORE ON P. 9)

	UTAH STATE TRAILS 9-16	
	H: 5-4; A: 1-9; N: 3-3	
80.4	<< POINTS	74.8
71.4	POINTS ALLOWED >>	65.7
+9.0	SCORING MARGIN >>	+9.1
.486	<< FIELD GOAL %	.458
.434	DEFENSIVE FG% >>	.428
.418	<< 3-POINT FG%	.357
.369	DEF. 3PT FG% >>	.301
.757	<< FREE THROW %	.735
8.6	OFF. REBOUNDS >>	10.0
35.4	<< REBOUNDS	35.2
17.4	<< ASSISTS	13.7
12.2	TURNOVERS >>	11.8
4.8	STEALS >>	7.4
3.5	<< BLOCKS	3.0
16.7	FOULS	16.7

OPENING TIPS

• Utah State is 18-106 all-time against ranked opponents, including 8-32 at home. USU is 1-6 all-time against San Diego State when the Aztecs are ranked. The Aggies' last win against a ranked opponent was their 59-56 victory over then-No. 5 San Diego State in the Mountain West Tournament championship game on March 7, 2020.

• Utah State leads the nation in 3-point field goal percentage (.418) and is ninth in 3-pointers made per game (10.25).

• Junior guard **Steven Ashworth** is third in the nation in 3-point field goal percentage (.475), and leads the Mountain West and ranks seventh in the nation in 3s made per game (3.50). Grad forward **Taylor Funk** is second in the MW and 37th in the nation in 3-point FG percentage (.409), and is second in the conference and 50th in the nation in 3-pointers made per game (2.74).

• Utah State is one of seven teams in the nation with five players averaging double figures in **Ashworth** (15.9 ppg), **Funk** (14.3 ppg), grad forward **Dan Akin** (12.5 ppg), junior guard **Max Shulga** (11.3 ppg) and senior guard **Sean Bairstow** (11.1 ppg).

• Utah State has recorded all but four of its victories under head coach **Ryan Odom** (33-8) when winning the battle of the boards. USU has won the rebounding battle in all but six games this season. In total, Utah State has outrebounded opponents 850-738 this season.

• An Aggie has logged a double-double in 11 games this season as **Akin** has posted six double-doubles (10p/11r vs. Bradley; 21p/15r at San Diego; 12p/10r vs. Weber State; 11p/13r vs. Fresno State; 16p/15r vs. Wyoming; 15p/10r at San Diego State), **Shulga** has had three (10p/10r vs. Oral Roberts; 10p/10a vs. Utah Tech; 12p/10r vs. Seattle U), **Funk** has posted three (18p/14r vs. UVU; 22p/12r vs. Santa Clara; 15p/10r at Nevada) and **Bairstow** has logged one (11p/10a at Colorado State). **Akin** leads the nation in double-doubles off the bench with six.

• Utah State has scored at least 80 points in 12 of its 24 games, including a season-high 106 points against Westminster. Utah State is 36-10 under **Odom** when scoring at least 70 points. The Aggies have won just one game under **Odom** when scoring less than 70 points (Fresno State, 67-54 - Dec. 31, 2022). USU is a perfect 24-0 under **Odom** when scoring at least 80 points.

• Utah State is second in the MW and eighth in the nation with 17.42 assists per game. **Ashworth** is fourth in the MW in assists per game (4.54), while **Shulga** is sixth (4.13).

• Utah State is 32nd in the NCAA net rankings (as of Feb. 6) and is ranked 40th by KenPom. Overall, USU is 0-3 in Quad 1 games, 6-0 in Quad 2, 9-0 in Quad 3 and 3-2 in Quad 4.

FOLLOW THE AGGIES



/USUMensBasketball @USUBasketball @USUBasketball

Media Relations Contact: Ashley Springer

Office: (435) 797-5547

Cell: (509) 434-9644

Email: ashley.springer@usu.edu

utahstateaggies.com

2022-23 UTAH STATE ROSTER

NUMERICAL ROSTER

No.	Player	Ht.	WT	Pos.	Cl.	Hometown / Last School
0	Landon Brenchley	6-4	215	G	R-Fr.	Providence, Utah / Ridgeline HS
2	Sean Bairstow	6-8	205	G	Sr.	Brisbane, Australia / Churchie
3	Steven Ashworth	6-1	170	G	Jr.	Alpine, Utah / Lone Peak HS
5	RJ Eytel-Rock	6-4	225	G	Sr.	London, England / UMBC
11	Max Shulga	6-4	197	G	Jr.	Kyiv, Ukraine / Basketball School of Excellence
12	Szymon Zapala	6-11	240	C	Jr.	Zaborze, Poland / SMS PZkosz Wladyslawowo
13	Conner Gillis	6-2	150	G	Jr.	Charlotte, North Carolina / Gaston Christian High School
14	Connor Odom	5-11	165	G	Jr.	Annapolis, Maryland / Archbishop Spalding High School
15	Rylan Jones	6-0	178	G	Sr.	Holladay, Utah / Utah
20	Isaac Johnson	7-0	235	C	So.	American Fork, Utah / Oregon
21	Mason Falslev	6-3	190	G	Fr.	Benson, Utah / Sky View HS
23	Taylor Funk	6-9	220	F	Gr.	Lancaster, Pennsylvania / Saint Joseph's
24	Zee Hamoda	6-7	170	F	So.	Riffa, Bahrain / Bridgton Academy
30	Dan Akin	6-9	225	F	Gr.	London, England / UMBC / Cal Baptist
32	Trevin Dorius	7-1	240	C	Sr.	Heber City, Utah / Wasatch HS

ALPHABETICAL ROSTER

No.	Player	Ht.	WT	Pos.	Cl.	Hometown / Last School
30	Dan Akin	6-9	225	F	Gr.	London, England / UMBC / Cal Baptist
3	Steven Ashworth	6-1	170	G	Jr.	Alpine, Utah / Lone Peak HS
2	Sean Bairstow	6-8	205	G	Sr.	Brisbane, Australia / Churchie
0	Landon Brenchley	6-4	215	G	R-Fr.	Providence, Utah / Ridgeline HS
32	Trevin Dorius	7-1	240	C	Sr.	Heber City, Utah / Wasatch HS
5	RJ Eytel-Rock	6-4	225	G	Sr.	London, England / UMBC
13	Conner Gillis	6-2	150	G	Jr.	Charlotte, North Carolina / Gaston Christian High School
24	Zee Hamoda	6-7	170	F	So.	Riffa, Bahrain / Bridgton Academy
21	Mason Falslev	6-3	190	G	Fr.	Benson, Utah / Sky View HS
23	Taylor Funk	6-9	220	F	Gr.	Lancaster, Pennsylvania / Saint Joseph's
20	Isaac Johnson	7-0	235	C	So.	American Fork, Utah / Oregon
15	Rylan Jones	6-0	178	G	Sr.	Holladay, Utah / Utah
14	Connor Odom	5-11	165	G	Jr.	Annapolis, Maryland / Archbishop Spalding High School
11	Max Shulga	6-4	197	G	Jr.	Kyiv, Ukraine / Basketball School of Excellence
12	Szymon Zapala	6-11	240	C	Jr.	Zaborze, Poland / SMS PZkosz Wladyslawowo

UTAH STATE STAFF

NAME	POSITION	EXPERIENCE	ALMA MATER
Ryan Odom	Head Coach	Second Season	Hampden-Sydney, 1996
Nate Dixon	Assistant Coach	Second Season	UNC-Wilmington, 1994
Matt Henry	Assistant Coach	Second Season	Trinity University, 2001
Bryce Crawford	Assistant Coach	Second Season	Ohio State, 2011

SUPPORT STAFF

Kelsey Knoche	Director of Operations & External Relations	Second Season
Noah Rabby	Director of Men's Basketball Analytics	Second Season
Billy Bales	Director Men's Basketball Player Development	Second Season
Matt Hart	Graduate Manager	First Season
Leah Dunagan	Athletic Trainer	Second Season
Jimmy Stitz	Strength & Conditioning Coordinator	Second Season

PRONUNCIATION GUIDE

#2 Sean Bairstow BARE stoe	#12 Szymon Zapala SHE mon Za PAH la
#5 RJ Eytel-Rock EYE del rock	Hometown (Zaborze) Zah bor zjuh
#11 Max Shulga Shool ga	#24 Zee Hamoda ha MO da
	#30 Dan Akin Aa-kin (like the a in cat)

ROSTER BREAKDOWN

BY CLASS:

Graduate Student (2)
Dan Akin, Taylor Funk

Seniors (4)

Sean Bairstow, Trevin Dorius, RJ Eytel-Rock, Rylan Jones

Juniors (5)

Steven Ashworth, Conner Gillis, Connor Odom, Max Shulga, Szymon Zapala

Sophomores (2)

Zee Hamoda, Isaac Johnson

Freshmen (2)

Landon Brenchley (RS), Mason Falslev

BY POSITION:

Guard (9)

Steven Ashworth, Sean Bairstow, Landon Brenchley, RJ Eytel-Rock, Mason Falslev, Conner Gillis, Rylan Jones, Connor Odom, Max Shulga

Forward (3)

Dan Akin, Taylor Funk, Zee Hamoda

Center (3)

Trevin Dorius, Isaac Johnson, Szymon Zapala

BY HEIGHT:

5-11 (1)

Connor Odom

6-0 (1)

Rylan Jones

6-1 (1)

Steven Ashworth

6-2 (1)

Conner Gillis

6-3 (1)

Mason Falslev

6-4 (3)

Landon Brenchley, RJ Eytel-Rock, Max Shulga

6-7 (1)

Zee Hamoda

6-8 (1)

Sean Bairstow

6-9 (2)

Dan Akin, Taylor Funk

6-11 (1)

Szymon Zapala

7-0 (1)

Isaac Johnson

7-1 (1)

Trevin Dorius

HOME STATE/COUNTRY:

Utah: 6

Maryland: 1

North Carolina: 1

Pennsylvania: 1

England: 2

Australia: 1

Bahrain: 1

Poland: 1

Ukraine: 1

UTAH STATE INFORMATION

Location Logan, Utah
 Founded.....1888
 Enrollment27,691
 Nickname.....Aggies
 School Colors...Navy Blue, White and Pewter Gray
 Arena.....Dee Glen Smith Spectrum (10,270)
 ConferenceMountain West
 Interim Athletics Director Jerry Bovee
 President..... Dr. Noelle Cockett
 Athletic Department Phone(435) 797-1850
 Ticket Office Phone.....(435) 797-0305 or
1-888-USTATE-1

COACHING STAFF

Head Coach Ryan Odom
 Record at Utah State 37-21 (Two Seasons)
 Career Record 163-102 (Nine Seasons)
 Assistant Coach Nate Dixon
 Assistant Coach Matt Henry
 Assistant Coach Bryce Crawford
 Director of Operations & External Relations ... Kelsey Knoche
 Director of Analytics Noah Ralby
 Director of Player Development Billy Bales

TEAM INFORMATION

2022-23 Record... 19-5, 8-3 MW (11-1 H, 4-3 A, 4-1 N)
 2021-22 Record..... 18-16, 8-10 MW
 Postseason NIT First Round
 Lettermen Returning/Lost 8/3
 Starters Returning/Lost 3/2
 Redshirts 1
 Newcomers.....4
 Overall Record 1,692-1,153 (.595)
 NCAA Appearances/Record23 (6-24, .207)
 NIT Appearances/Record 10 (2-10, .167)
 CIT Appearances/Record 1 (4-1, .800)
 All-Time Postseason Appearances/Record 34
(12-35, .255)

MEDIA RELATIONS

Assistant Media Relations Coordinator (MBB SID)
 Ashley Springer
 Office Phone.....(435) 797-5547
 Cell Phone.....(509) 434-9644
 Email Addressashley.springer@usu.edu
 Associate AD for Media Relations (Director)
Doug Hoffman
 Office Phone(435) 797-3714
 Assistant Media Relations Coordinator
Wade Denniston
 Office Phone(435) 797-1361
 Website..... www.utahstateaggies.com
 Mailing Address ..7400 Old Main Hill, Logan, Utah
 84322-7400

TEAM NOTABLES

HOT OUT OF THE GATE

• Utah State opened the season 9-0 for the best start in school history, along with the 1938-39 and 1917-18 teams.

• Utah State went 11-2 in non-conference play for its best non-conference record since the 2019-20 squad went 11-2.

• Utah State is looking for its 32nd 20-win season in program history.

SPLASHTOWN, USA - PART I

• Utah State leads the nation in 3-point field goal percentage (.418) and is ninth in 3-pointers made per game (10.25).

• Junior guard **Steven Ashworth** is third in the nation in 3-point field goal percentage (.475), and leads the Mountain West and ranks seventh in the nation in 3s made per game (3.50).

• Grad forward **Taylor Funk** is second in the MW and 37th in the nation in 3-point FG percentage (.409), and is second in the conference and 50th in the nation in 3-pointers made per game (2.74).

• Utah State has made at least eight 3-pointers in 17 of its 24 games this season and double-digit 3-pointers in 13 of those games.

• Utah State is 22-3 when making 10 or more 3-pointers under head coach **Ryan Odom**.

SPLASHTOWN, USA - PART II

• Utah State is shooting 41.8 percent (246-of-588) from behind the arc, which currently ranks second on the single-season record list. Overall, USU has finished a season shooting over 40 percent from 3-point range just eight times in program history:

1. 1997-98	.429
2. 2022-23	.418
3. 2009-10	.414
4. 2013-14	.406

• Utah State's 246 makes from behind the arc sixth on the single-season record list. The 2017-18 squad set the program record with 317 treys:

1. 2017-18	317	4. 2015-16	257
2. 2018-19	274	5. 2019-20	248
3. 2021-22	265	6. 2022-23	246

• Utah State's 588 attempts from behind the arc rank eighth on the single-season record list. The 2017-18 squad set the program record with 870 attempts from deep:

1. 2017-18	870	5. 2015-16	695
2. 2021-22	775	6. 2016-17	618
3. 2018-19	772	7. 2014-15	591
4. 2019-20	745	8. 2022-23	588

• Utah State junior guard **Steven Ashworth** is currently shooting 47.5 percent (84-of-177) from behind the arc, which ranks fifth on the single-season record list. Only one Aggie has ever finished a season shooting 50.0 percent from behind the 3-point line (**Brian Green**, 2009-10):

3. Justin Jones, 1997-98	.496
4. Jaycee Carroll, 2004-05	.476
5. Steven Ashworth, 2022-23	.475
6. Two with	.469

• **Ashworth's** 84 makes from behind the arc this season rank ninth on the single-season record list:

5. Jaycee Carroll, 2005-06	93
6. Sam Merrill, 2019-20	89
7. Jay Goodman, 1992-93	87
8. Sam Merrill, 2018-19	86
9. Steven Ashworth, 2022-23	84

• **Ashworth** also ranks seventh on the USU career record list, shooting 42.1 percent (177-of-420) from behind the arc:

6. Spencer Butterfield	.447
7. Steven Ashworth	.421
8. Sam Merrill	.420

• **Ashworth's** 177 career makes from behind the arc rank 10th on the USU career record list:

8. Tyler Newbold, 2008-11	194
9. Justin Jones, 1996-98	183
10. Steven Ashworth, 2021-pres.	177

SPLASHTOWN, USA - PART III

• The 2022-23 Utah State squad holds three of the top four program single-game records in 3-pointers made in a single-game:

1. vs Westminster, 12/15/22	21
2. at New Mexico State, 2/2/06	20
3. vs Oral Roberts, 11/22/22	19
4. at Colorado State, 2/4/23	18

SPLASHTOWN, USA - PART IV

• Utah State set a school record with 21 made 3-pointers in its win against Westminster, breaking the previous mark of 20 treys set during the 2005-06 season at New Mexico State.

• Utah State's 19 made 3-pointers against Oral Roberts are the third-most in school history, while its 18 at Colorado State are the fourth-most.

• Utah State shot a season-high 64.7 percent (11-of-17) from behind the arc against Washington State, which is the best mark in the MW this season and tied for 22nd in the nation with a minimum of 10 makes from long distance.

• Utah State shot 61.3 percent from behind the 3-point line against Oral Roberts, which was the best shooting percentage for a USU team from behind the arc since shooting 61.9 percent (13-of-31) against UNLV during the 2016-17 season. The 61.3 shooting percentage is the second-best in the MW this year and the 44th-best in college basketball with a minimum of 10 made 3-pointers.

• Utah State is the only team in the nation to shoot over 50 percent from behind the arc while making at least 19 3s in two games this season: 61.3 percent (19-of-31) vs. Oral Roberts; 56.8 percent (21-of-37) vs. Westminster.

• The 21 made 3-pointers are the most by an MW team this year and tied for the fifth-most in college basketball, while the 19 made 3-pointers are tied for the second-most by an MW team and tied for 15th in the nation. USU made 18 treys at Colorado State to rank 32nd in the nation.

• Utah State was 14-of-29 (.483) from 3-point range against San Diego and those 14 made treys are tied for the sixth-most in a single-game in school history.

SPLASHTOWN, USA - PART V

• Junior guard **Steven Ashworth** made a career-high eight 3-pointers against both Oral Roberts and Colorado State, tying for the third-most in a single game in school history.

• **Ashworth** shot 88.9 percent (8-of-9) from behind the arc against ORU, which was the eighth-best shooting percentage from behind the arc in a single game in program history.

• Junior guard **Max Shulga** was 5-for-5 from 3-point range as he scored a career-high 20 points at San Diego. Overall, **Shulga** is just the seventh player in school history to have a perfect shooting percentage from behind the arc with a minimum of five attempts.

• Sophomore forward **Zee Hamoda** shot 85.7 percent (6-of-7) from behind the arc against Westminster, which is tied for the 10th-best shooting percentage from behind the 3-point line in a single game in school history.

HOT SHOOTING

• Utah State is third in the MW and 17th in the nation in field goal percentage, shooting 48.6 percent (661-of-1,359) from the field this season.

• Grad forward **Dan Akin** is currently shooting 64.2 percent (102-of-159) from the field, which ranks sixth on the program single-season record list:

4. Spencer Nelson, 2002-03	.653
----------------------------	------

GAME NOTES

5. Nate Harris, 2004-05	.652
6. Dan Akin, 2022-23	.642
7. Tai Wesley, 2007-08	.635

• Utah State is 26-1 under head coach **Ryan Odom** when shooting 50 percent or better from the field.

• Utah State has shot over 60 percent from the field twice (60.9 percent vs Westminster; 60.4 vs Washington State).

• Overall, Utah State has shot over 50 percent from the floor 13 times this season.

• Utah State shot 50.0 percent (31-of-62) from the field in its game against San Francisco, capping a five-game streak the Aggies had shot at least 50 percent from the field. The last time USU shot 50.0 percent or better from the field in five-straight games was during the 2004-05 season, when the team had both a seven- and eight-game stretch.

MAKING 'EM PAY

• Utah State is shooting 75.7 percent (361-of-477) at the free throw line, which ranks sixth on the single-season record list:

4. 1979-80	.762
5. 2009-10	.758
6. 2022-23	.757

• Three Aggies rank in the top-15 in the Mountain West in free throw shooting percentage in junior guard **Steven Ashworth** (.869, 1st), junior guard **Max Shulga** (.833, 5th) and grad forward **Dan Akin** (.701, 15th).

AGGIES SCORE 80 AGAIN AND AGAIN

• Utah State has scored at least 80 points in 12 of its 24 games, including a season-high 106 points against Westminster.

• Utah State is 36-10 under head coach **Ryan Odom** when scoring at least 70 points. The Aggies have won just one game under **Odom** when scoring less than 70 points (Fresno State, 67-54 - Dec. 31, 2022).

• USU is a perfect 24-0 under **Odom** when scoring at least 80 points.

• Utah State had a six-game stretch scoring 80-plus points for the first time since the 2019-20 team scored 80-plus points in each of its first six games of the season.

BENCH MOB

• Utah State's bench leads the Mountain West and is 21st in the nation in points per game (27.33).

• An Aggie reserve has led the team in scoring in eight of the 24 games this season. Junior guard **Steven Ashworth** has led the Aggies off the bench five times, grad forward **Dan Akin** has led the Aggies three times and sophomore forward **Zee Hamoda** has led USU twice.

• Utah State is 15-2 this season and 24-8 all-time under head coach **Ryan Odom** when the Aggie reserves outscore their opponents.

• Utah State's bench has outscored its opponents 656-438 (27.3 to 18.3) this season as its reserves have accounted for 34.0 percent of USU's points.

• Utah State has had at least two bench players score in double figures in eight of its games this season as the Aggies are 8-0 when multiple bench players score in double figures.

• Utah State's bench is shooting 53.0 percent (218-of-411) from the field, 48.3 percent (69-of-143) from behind the arc and 73.7 percent (151-of-205) at the free throw line this season.

DID YOU KNOW?

• Utah State has lost only two games under head coach **Ryan Odom** when holding its opponent to fewer than 60 points (10-2).

• Utah State won its first game under **Odom** when scoring less than 70 points with a 67-54 victory over Fresno State (Dec. 31).

• At 19-5, Utah State has already eclipsed its win total from **Odom's** first season at USU (18 - 2021-22).

WINNING THE CLOSE ONES

Utah State is 4-2 this season in games decided by five points or less after going 2-8 in such games a year ago.

OFFENSIVE NOTABLES

• Utah State has held a double-digit lead in 19 of its 24 games this year.

• Utah State has outshot its opponent in 17 of 24 games this season, as well as in 14 games from 3-point range. USU has also had more assists than its opponent in 18 of its games this year and has recorded more blocked shots in 15 games.

MISCELLANEOUS NOTABLES

• Utah State has outscored its opponents in the paint in 14 of its 24 games this year and has an overall advantage of 764-706 in points in the paint on the season.

• USU also has a 319-318 advantage in points off turnovers, a 256-208 advantage in second-chance points and 232-151 advantage in fast break points on the season.

• Utah State has had 12 or fewer turnovers in each of its last five games.

AGGIES IN THE NET

• Utah State is 32nd in the NCAA net rankings (as of Feb. 6) and is ranked 40th by KenPom.

• Overall, USU is 0-3 in Quad 1 games, 6-0 in Quad 2, 9-0 in Quad 3 and 3-2 in Quad 4.

DOUBLE-DIGIT SCORING

• Utah State has had at least three players score in double figures in all but two games this season. The following is how USU has fared this season and overall when players have scored 10 or more points in a game. (Career at USU).

Steven Ashworth - 17-3 (33-9)	Rylan Jones - 1-0 (5-2)
Dan Akin - 16-2 (16-2)	Szymon Zapala - 0-0 (1-0)
Max Shulga - 13-2 (18-3)	One Player - 0-0
Taylor Funk - 13-4 (13-4)	Two Players - 1-1
Sean Bairstow - 10-5 (22-10)	Three Players - 4-2
Trevin Dorius - 3-1 (7-1)	Four Players - 8-1
Zee Hamoda - 3-0 (4-1)	Five or More Players - 5-1
RJ Eytell-Rock - 1-0 (7-3)	

• In total, eight different Aggies have scored in double figures this season, including six who have scored 20 points in at least one game (**Akin, Ashworth, Bairstow, Funk, Hamoda, Shulga**).

SPREADING THE WEALTH

• Utah State has had at least four players score in double figures in all but eight games this season as USU is 14-2 when at least four Aggies score 10 points or more.

• Utah State has had six players score in double figures twice this season (Westminster & Washington State).

• Utah State is one of seven teams in the nation with five players averaging double figures in junior guard **Steven Ashworth** (15.9 ppg), grad forward **Taylor Funk** (14.3 ppg), grad forward **Dan Akin** (12.5 ppg), junior guard **Max Shulga** (11.3 ppg) and senior guard **Sean Bairstow** (11.1 ppg).

DOUBLE-DOUBLE, TOIL AND TROUBLE

• An Aggie has logged a double-double in 11 games this season as graduate forward **Dan Akin** has posted six double-doubles (10p/11r vs. Bradley; 21p/15r at San Diego; 12p/10r vs. Weber State; 11p/13r vs. Fresno State; 16p/15r vs. Wyoming; 15p/10r at San Diego State), and junior guard **Max Shulga** has had three (10p/10r vs. Oral Roberts; 10p/10a vs. Utah Tech; 12p/10r vs. Seattle U), graduate forward **Taylor Funk** has posted three (18p/14r vs. UVU; 22p/12r vs. Santa Clara; 15p/10r at Nevada) and senior guard **Sean Bairstow** has logged one (11p/10a at

2022-23 MW PRESEASON POLL

Rank	School (First-place votes)	Points
1.	San Diego State (16)	216
2.	Wyoming (4)	204
3.	Boise State	166
4.	Colorado State	156
5.	New Mexico	136
6.	UNLV	110
7.	Fresno State	101
8.	Utah State	96
9.	Nevada	73
10.	San José State	35
11.	Air Force	27

2022-23 Preseason All-Mountain West Team

Pos.	Name	Year	School
G	Isaiah Stevens	Sr.	Colorado State
G	Jamal Mashburn Jr.	Jr.	New Mexico
G	Matt Bradley	Sr.	San Diego State
G	Hunter Maldonado	Sr.	Wyoming
F	Graham Ike	Jr.	Wyoming

Preseason Player of the Year

Graham Ike, Jr., F, Wyoming

Preseason Newcomer of the Year

Darion Trammell, Sr., G, San Diego State

Preseason Freshman of the Year

Joseph Hunter, G, Fresno State

2022-23 MW STANDINGS

	MW	Overall
San Diego St. (25/23)	9-2 .818	18-5 .783
Utah State (RV/RV)	8-3 .700	19-5 .792
Boise State	8-3 .800	18-6 .750
Nevada (RV/RV)	8-3 .700	18-6 .750
New Mexico (RV/RV)	6-4 .600	19-4 .826
San José State	5-5 .444	14-9 .609
UNLV	4-7 .400	15-8 .652
Fresno State	4-7 .300	8-14 .364
Air Force	3-8 .300	12-12 .500
Wyoming	2-8 .222	7-15 .318
Colorado State	2-9 .200	10-14 .417

WHERE TO LISTEN

Every Utah State men's basketball game can be heard live on the Aggie Radio Network. **Scott Garrard** serves as the play-by-play announcer, while former Aggie player and coach **Spencer Nelson** serves as the analyst at all home games. Games can also be heard on the Internet (www.UtahStateAggies.com) by clicking on the 'Listen Live' link, as well as on the TuneIn App.

- **Salt Lake City:** KZNS (1280 AM/97.5 FM)
- **Logan:** KBLU-LP (92.3 FM)
- **Price:** KRXP (95.3 FM)
- **Green River:** KRXP (102.7 FM)
- **Moab:** KRXP (100.3 FM)
- **Orangeville:** KRXP (95.9 FM)

2022-23 SUPERLATIVES

Double-Figure Points

Steven Ashworth	20
Dan Akin	18
Taylor Funk	17
Sean Bairstow	15
Max Shulga	15
Trevin Dorius	4
Zee Hamoda	3
RJ Eytte-Rock	1
Rylan Jones	1

20-Point Games

Taylor Funk	7
Steven Ashworth	4
Dan Akin	2
Sean Bairstow	1
Zee Hamoda	1
Max Shulga	1

30-Point Games

Steven Ashworth	1
-----------------	---

USU Scoring Leader

Steven Ashworth	10
Taylor Funk	7
Dan Akin	3
Sean Bairstow	3
Zee Hamoda	2
Max Shulga	2
Trevin Dorius	1

USU Rebound Leader

Dan Akin	10
Taylor Funk	7
Sean Bairstow	3
Max Shulga	3
Trevin Dorius	2
Steven Ashworth	1
Zee Hamoda	1

USU Assist Leader

Steven Ashworth	11
Max Shulga	8
Sean Bairstow	5
Rylan Jones	4
Dan Akin	1

USU Block Leader

Trevin Dorius	13
Dan Akin	7
Taylor Funk	5
Max Shulga	5
Zee Hamoda	3
Sean Bairstow	2
Szymon Zapala	1

USU Steal Leader

Steven Ashworth	8
Taylor Funk	6
Rylan Jones	5
Max Shulga	5
Trevin Dorius	3
Zee Hamoda	3
Dan Akin	2
Sean Bairstow	2
RJ Eytte-Rock	1

Double-Doubles Games

Dan Akin	6
Max Shulga	3
Taylor Funk	2

20-Plus Minutes

Dan Akin	23
Steven Ashworth	23
Sean Bairstow	23
Max Shulga	22
Taylor Funk	21
Zee Hamoda	7
Rylan Jones	6
Trevin Dorius	2
RJ Eytte-Rock	1

30-Plus Minutes

Steven Ashworth	17
Sean Bairstow	16
Max Shulga	14
Taylor Funk	13
Dan Akin	6
Rylan Jones	1

40-Plus Minutes

N/A

Colorado State).

• **Akin** leads the nation in double-doubles off the bench with six.

REBOUNDING TO VICTORY

• Utah State has recorded all but four of its victories under head coach **Ryan Odom** (33-8) when winning the battle of the boards.

• USU has won the rebounding battle in all but six games this season.

• In total, Utah State has outrebounded opponents 850-738 this season.

• Utah State has also notched all but two of its victories under **Odom** (35-7) when recording more defensive rebounds than its opponents.

• Utah State has logged more defensive rebounds than all but five of its opponents this season.

• The Aggies rank third in the MW and 52nd in the nation with 26.79 defensive rebounds per game.

SHOOTING TO VICTORY

• Utah State has notched all but three of its victories under head coach **Ryan Odom** (34-1) when recording a better field goal percentage than its opponent.

• The Aggies are 17-0 this season when shooting better from the field than their opponent.

• Utah State has recorded all but one of its victories under **Odom** (36-11) when three or more players score in double figures.

• Utah State is 18-4 this season when at least three Aggies score in double figures.

ASSISTING VICTORIES

• Utah State has recorded 15 or more assists in 42 of its last 57 games.

• When the Aggies record 20 or more assists under head coach **Ryan Odom**, USU is 22-1. USU has dished out over 20 assists nine times this season.

• Utah State is second in the MW and eighth in the nation with 17.42 assists per game.

• Junior guard **Steven Ashworth** is fourth in the MW in assists per game (4.54), while junior guard **Max Shulga** is sixth (4.13).

• Multiple Aggies have dished out at least five assists in the same game eight times this season, including a season-best three Aggies in the wins against Westminster (**Shulga 9, Sean Bairstow 6, Ashworth 6**) and against UNLV (**Ashworth 9, Taylor Funk 5, Shulga 5**).

• Utah State is 33-7 under head coach **Ryan Odom** when it has more assists than its opponent.

• Utah State has dished out more than 15 assists in all but seven of its games this season.

• Utah State is averaging 17.4 assists per game, which is tied for third on the single-season record list:

1. 2021-22	18.0
2. 2007-08	17.7
3. 2022-23	17.4
1990-91; 1976-77	
5. 2005-06	17.3

WIN THE HALF, WIN THE GAME

• Utah State is 30-9 under head coach **Ryan Odom** when leading at the half.

• The Aggies have led at the break in 31 of their last 41 games, including 17 of their 24 games this year.

WHAT IT TAKES

• In its 19 wins this season, Utah State is averaging 83.1 points, 36.2 rebounds, 18.5 assists, 5.1 steals and 3.6 blocks per game, while shooting 50.7 percent (542-of-1,069) from the field, 44.6 percent (202-of-453) from behind the arc and 76.5 percent (293-of-383) at the free

throw line.

• Conversely, Utah State averages 70.0 points, 32.4 rebounds, 13.4 assists, 3.6 steals and 3.4 blocks per game in its five losses, while shooting 41.0 percent (119-of-290) from the floor, 32.6 percent (44-of-135) from behind the 3-point line and 72.3 percent (68-of-94) at the free throw line.

• In USU's wins, the Aggies have held their opponents to 68.9 points, 29.9 rebounds, 11.2 assists, 5.5 steals and 2.2 blocks per game, shooting 41.6 percent (470-of-1,129) from the floor, 33.8 percent (132-of-390) from behind the 3-point line and 74.5 percent (237-of-318) at the charity stripe.

• In its losses, USU opponents average 80.8 points, 34.0 rebounds, 17.4 assists, 5.2 steals and 2.2 blocks per game, while shooting 50.2 percent (147-of-293) from the floor, 50.0 percent (45-of-90) from behind the 3-point line and 77.4 percent (65-of-84) at the free throw line.

NATIONAL LEADERS - TOP 50

• Utah State leads the nation in 3-point field goal percentage (.418) and is second in effective field goal percentage (.577).

• USU also ranks in the top 50 nationally in assists per game (17.42, 8th), 3-pointers made per game (10.25, 9th), field goal percentage (.486, 17th), assist-to-turnover ratio (1.42, 19th), bench points per game (27.33, 21st), points per game (80.38, 23rd), free throw percentage (.757, 27th), rebounding margin (+4.67, 48th) and scoring margin (+9.00, 50th).

• Junior guard **Steven Ashworth** is third in the nation in 3-point field goal percentage (.475), while he is seventh in 3s made per game (3.50), 10th in assist-to-turnover ratio (3.03) and 37th in free throw percentage (.869).

• Graduate forward **Taylor Funk** is 37th in the nation in 3-point FG percentage (.409) and 50th in 3s made per game (2.84).

MOUNTAIN WEST - TOP FIVE

• USU leads the MW in 3-point field goal percentage (.418), effective field goal percentage (.577), 3-pointers made per game (10.25) and bench points per game (27.33).

• The Aggies also rank in the top five in the league in assists per game (17.42, 2nd), points per game (80.38, 2nd), assist-to-turnover ratio (1.43, 2nd), free throw percentage (.757, 2nd), field goal percentage (.486, 3rd), defensive rebounds per game (26.79, 3rd), rebounding margin (+4.67, 3rd), scoring margin (+9.00, 4th), blocks per game (3.54, 5th) and offensive rebounds per game (8.63, 5th).

• Junior guard **Steven Ashworth** leads the MW in 3-point field goal percentage (.475), 3s made per game (3.50), assist-to-turnover ratio (3.03) and free throw percentage (.869). He also ranks fourth in assists per game (4.54).

• Graduate forward **Dan Akin** is second in the league in double-doubles (six), third in defensive rebounds per game (5.71) and fifth in rebounds per game (7.42).

• Graduate forward **Taylor Funk** ranks second in the Mountain West in both 3-point FG percentage (.409) and 3s made per game (2.74).

• Junior guard **Max Shulga** ranks fifth in the MW in free throw percentage (.833).

CROSSING THE CENTURY MARK

Utah State scored a season-high 106 points in its victory over Westminster. It marked the first time this year that USU has scored 100 points and the first time it has hit the century mark under head coach **Ryan Odom**. It was also the most points scored by an Aggie team since the 2020-21 team posted a 107-62 home win against San José State.

DON'T CALL IT A COMEBACK

• Utah State overcame its then-largest deficit of the season (13) in its 79-67 neutral-site victory against LMU (Dec. 10). Prior to its game against the Lions, USU had not trailed an opponent by double digits during the season.

• Utah State trailed San José State for nearly 32 minutes in USU's 75-74 home victory. The Aggies led for just over four minutes of the game as a free throw from junior guard **Max Shulga** with just over five seconds to go sealed the Aggies' one-point victory.

2022-23 UTAH STATE GAME NOTES

USU IN THE 2022-23 RANKINGS

TEAM	MW	ALL	NAT
3PT FG Percentage	.396 (1)	.418 (1)	1
Effective FG Percentage	-	.577 (1)	2
Assists	15.55 (2)	17.42 (2)	8
3PT Made	9.00 (1)	10.25 (1)	9
FG Percentage	.471 (3)	.486 (3)	17
Assist/Turnover Ratio	1.26 (4)	1.43 (2)	19
Bench Points	-	27.33 (1)	21
Scoring Offense	74.82 (2)	80.38 (2)	23
Free Throw Percentage	.779 (2)	.757 (2)	27
Rebounding Margin	+4.64 (2)	+4.67 (3)	48
Scoring Margin	+3.55 (4)	+9.00 (4)	50
Defensive Rebounds	24.91 (3)	26.79 (3)	52
Blocks	3.18 (4)	3.54 (5)	129
Rebounding	34.00 (14)	35.42 (4)	159
Def FG Percentage	.460 (6)	.434 (7)	169
Scoring Defense	71.27 (7)	71.38 (8)	230
Turnover Margin	-2.36 (9)	-1.04 (10)	278
Offensive Rebounds	9.09 (4)	8.63 (5)	282
Def 3PT FG Percentage	.385 (8)	.369 (10)	321
Steals	4.55 (17)	4.75 (9)	336
INDIVIDUAL SCORING			
Steven Ashworth	14.09 (15)	15.88 (6)	177
Taylor Funk	14.55 (13)	14.35 (10)	302
Dan Akin	-	12.54 (20)	-
REBOUNDING			
Dan Akin	8.27 (2)	7.42 (5)	126
Taylor Funk	-	5.43 (13)	-
FG PERCENTAGE			
Taylor Funk	.491 (6)	.454 (9)	202
ASSISTS			
Steven Ashworth	4.55 (3)	4.54 (4)	84
Max Shulga	3.45 (12)	4.13 (6)	128
Sean Bairstow	3.00 (115)	-	-
FT PERCENTAGE			
Steven Ashworth	.909 (2)	.869 (1)	37
Max Shulga	-	.833 (5)	116
Dan Akin	-	.701 (15)	-
3-POINT FG PERCENTAGE			
Steven Ashworth	.413 (4)	.475 (1)	202
Taylor Funk	.429 (3)	.409 (2)	-
3-POINTERS MADE			
Steven Ashworth	3.00 (1)	3.50 (1)	7
Taylor Funk	2.73 (2)	2.74 (2)	50
BLOCKS			
Trevin Dorius	1.27 (14)	1.04 (8)	203
Dan Akin	0.91 (11)	0.79 (11)	343
ASSIST/TURNOVER RATIO			
Steven Ashworth	2.78 (2)	3.03 (1)	10
Max Shulga	1.46 (12)	1.77 (8)	155
Sean Bairstow	1.94 (6)	-	-
OFFENSIVE REBOUNDS			
Dan Akin	2.36 (14)	1.71 (113)	-
Trevin Dorius	1.73 (11)	1.71 (113)	-
DEFENSIVE REBOUNDS			
Dan Akin	5.91 (2)	5.71 (3)	92
Taylor Funk	-	4.13 (12)	-
MINUTES PLAYED			
Steven Ashworth	33.73 (12)	31.80 (12)	342
Sean Bairstow	34.19 (10)	-	-
DOUBLE-DOUBLES			
Dan Akin	-	6 (2)	78
Max Shulga	-	3 (7)	206
Taylor Funk	-	3 (7)	206

NO-LOSS NOVEMBER

Utah State went undefeated (5-0) in the month of November for the first time since the 2008-09 campaign (4-0).

WE'RE GOING TO OVERTIME

Utah State improved to 64-48 all-time in overtime games, including a 30-30 road record, after beating San Diego. Overall, USU is 9-2 in its last 11 overtime games, including a 3-1 record under head coach **Ryan Odom**.

Utah State was 5-of-6 (.833) from the field, including 2-for-2 from 3-point range and 1-for-2 at the free throw line in overtime of its win at San Diego, scoring 13 points in the extra five minutes.

PLAYER NOTABLES

SPLASHWORTH DOMINATION

After scoring nine points in the season opener against Utah Valley, junior guard **Steven Ashworth** scored in double figures in 14-straight games, including 28 points against Bradley (11/11/22), a career-high 30 points against Oral Roberts (11/22/22) and 27 points against Utah Tech (12/1/22). All three of those 25-plus scoring outings were off the bench.

Ashworth has shot 75.0 percent or better from the floor in two games this season and has shot better than 50.0 percent from behind the arc 13 times.

Ashworth is the only player in the nation to make at least 75 3-pointers while shooting better than 45.0 percent from the field, 45.0 percent from deep and 80.0 percent at the free throw line.

In his last seven games, **Ashworth** is averaging 16.4 points, 5.3 assists and 3.4 rebounds, while shooting 42.7 percent (35-of-82), including 40.6 percent (26-of-64) from 3-point range, and 100.0 percent (19-of-19) at the free throw line.

Ashworth has attempted 74.7 percent (177-of-237) of his shots from behind the arc, as 75.0 percent (84-of-112) of his makes come from downtown.

Ashworth has also dished out at least three assists in all but four games this season.

Ashworth was named the America First Credit Union USU Student-Athlete of the week on Feb. 6. The native of Alpine, Utah, led Utah State to a 2-0 Mountain West record last week with an 84-73 home win against New Mexico and an 88-79 victory at Colorado State. Against the Lobos, **Ashworth** had 19 points, two assists, two steals and a rebound. Against the Rams, he had 26 points, including a career-high-tying eight 3-pointers, to go along with four rebounds, four assists and two steals. For the week, **Ashworth** averaged 22.5 points, 3.0 assists, 2.5 rebounds and 2.0 steals per game, while shooting 48.1 percent (13-of-27) from the field, 45.5 percent (10-of-22) from behind the arc and 100.0 percent (9-of-9) at the free throw line.

ASHWORTH SETS SCHOOL RECORD

Junior guard **Steven Ashworth** was the first player in school history to make at least seven 3-pointers in consecutive games as he was 8-of-9 from behind the arc against Oral Roberts (11/22/22) and 7-of-12 from behind the arc against Utah Tech (12/1/22).

Overall, **Ashworth** is one of just two players in school history to make seven or more 3-pointers in multiple games in a career, along with **Jaycee Carroll**, who made a career-high 10 treys at New Mexico State in 2006 and eight treys against UC Santa Barbara in 2005. **Ashworth** has made seven or more 3-pointers four times in his Aggie career.

Ashworth is one of only six players in the country and the only player in the MW with at least three games of seven or more 3-pointers.

ASHWORTH ALL-TOURNAMENT

Junior guard **Steven Ashworth** was named to the Hawaiian Airlines Diamond Head Classic all-tournament

team after averaging 14.7 points, 3.67 assists, 3.3 rebounds and 1.67 steals per game to lead the Aggies to a third-place finish.

FUNK NOT IN A FUNK

Graduate transfer forward **Taylor Funk** is one of the Utah State leaders in every category as he ranks second in points (14.3 ppg) and rebounds (5.4 rpg), tied for second in steals (0.8 spg), third in blocks (0.7 bpg) and ranks fifth in assists (2.0 apg).

Funk has scored in double figures in 17 games this season, including seven 20-plus point outings.

In his last 10 games, **Funk** is averaging 15.6 points and 4.4 rebounds per game, while shooting 50.9 percent (55-of-108) from the floor, 46.9 percent (30-of-64) from behind the arc and 94.1 percent (16-of-17) at the free throw line.

AKIN ADJUSTING WELL

After scoring six points, to go along with five rebounds and five turnovers off the bench in his Aggie debut, graduate transfer forward **Dan Akin** has played extremely well as he has scored in double figures 18 times and has recorded a team-best six double-doubles.

In his last five games, **Akin** is averaging 15.6 points and 7.4 rebounds per game, while shooting 81.3 percent (26-of-32) overall and 78.1 percent (25-of-32) at the free throw line.

Akin was named the America First Credit Union USU Student-Athlete of the week on Jan. 2. **Akin** led Utah State to a 67-54 win against Fresno State in the Aggies' Mountain West opener. The 6-foot-9, 225-pound grad senior forward logged his fourth double-double of the season with 11 points and a game-high 13 rebounds, including a game-high-tying three offensive boards. He also recorded one steal and one block, while tying his season high with seven makes at the free throw line.

SHULGA POSTS THREE DOUBLE-DOUBLES

Junior guard **Max Shulga** had consecutive double-doubles, the first of his career, after logging 10 points and 10 rebounds against Oral Roberts (Nov. 22), and 10 points and 10 assists against Utah Tech (Dec. 1).

Shulga logged his third-career double-double against Seattle U at the Hawaiian Airlines Diamond Head Classic with 12 points and 10 rebounds (Dec. 22).

BAIRSTOW NAMED PLAYER OF THE WEEK

Senior guard **Sean Bairstow** is a two-time America First Credit Union USU Student-Athlete of the Week honoree (Dec. 12; Dec. 26). He was the first MBB player to earn player of the week accolades this season.

Against LMU on Dec. 10, he had 14 points, a then-career-high-tying seven rebounds, a career-best six assists, one block, one steal and zero turnovers in 34 minutes. **Bairstow** shot 63.6 percent (7-of-11) from the field in the game.

During the week of Dec. 19-25, **Bairstow** averaged 14.0 points, 4.3 rebounds, 2.3 assists and 0.5 blocks per game, while shooting 51.2 percent (21-of-41) from the field and a team-best 57.1 percent (8-of-14) from behind the arc. **Bairstow** shot at least 50 percent from the field in all four games last week, while shooting 66.7 percent from behind the arc against both SMU (4-of-6) and Washington State (2-of-3).

In his last four games, **Bairstow** is averaging 14.5 points, 5.8 rebounds and 4.0 assist per game, while shooting 53.5 percent (23-of-43) from the field, including 57.1 percent (8-of-14) from behind the arc.

Bairstow logged his first career double-double after recording 11 points and a career-best 10 assists at Colorado State.

DIAMOND HEAD DORIUS

Senior center **Trevin Dorius** had some of his best games of the season at the Hawaiian Airlines Diamond Head Classic, averaging 6.7 points, 5.3 rebounds, 1.3

2022-23 UTAH STATE GAME NOTES/START CHART

blocks, 1.0 assists and 0.7 steals at the tournament.

• During the tournament, **Dorius** tied his career high in points (12), free throws made (4) and assists (2) against Washington State, while he had a career-high-tying two blocks against both Seattle U and SMU.

• Against Washington State, **Dorius** also had season highs in rebounds (9), field goals made (4) and attempted (6), free throws attempted (6), steals (2) and minutes played (21).

• During his last seven games, **Dorius** is averaging 7.3 points, 3.9 rebounds and 1.4 block steals per game, while shooting 57.6 percent (19-of-33) from the field and 68.4 percent (13-of-19) at the free throw line.

HAMODA'S CAREER NIGHT

Sophomore forward **Zee Hamoda** scored a career-high 28 points in the win against Westminster as he played a career-high 28 minutes. He also had a career-high four steals and tied his career high with three assists. **Hamoda** was 10-of-12 from the field and 6-of-7 from 3-point range, all of which are career highs. His 85.7 percent shooting from 3-point range is tied for the eighth-best shooting percentage from behind the arc in school history.

GUARDS PLAYING WELL

• Utah State's guards in senior **Rylan Jones**, junior **Steven Ashworth** and junior **Max Shulga** have combined for 251 assists to 108 turnovers so far this year.

• **Jones** has had two games this year (vs. Utah Valley and Santa Clara) where he had eight assists and zero turnovers.

• **Ashworth** had a career-high nine assists and just one turnover at San Diego, to go along with a five-assist, zero-turnover performance against Utah Valley, and a four-assist, one-turnover outing against Santa Clara, Loyola Marymount and Boise State. He leads the MW and ranks fifth in the nation in assist-to-turnover ratio (3.12).

• **Ashworth** has dished out at least five assists 11 times this season, while **Shulga** has done it nine times and **Jones** has done it three times. **Shulga** was the first Aggie to dish out double-digit assists this season with 10 against Utah Tech (Dec. 1).

• **Ashworth** is on track to finish in the top 10 on the USU single-season record list in assist-to-turnover ratio:

3. TeNale Roland, 2013-14 3.30-to-1
4. Sam Merrill, 2016-17 3.26-to-1
5. **Steven Ashworth, 2022-23 3.03-to-1**
6. Preston Medlin, 2013-14 2.93-to-1

CENTURY AGGIES

Utah State seniors **Sean Bairstow** and **Trevin Dorius** became the 34th and 35th Aggie respectively, to play 100 games in a USU uniform. The following is where

the duo rank on the career games played list:

26. Preston Medlin, 2010, 12-14 107
27. **Sean Bairstow, 2020-23 106**
28. **Trevin Dorius, 2020-23 104**
- Dean Hunger, 1977-80 104

ADDITIONAL TEAM NOTABLES

WHITE SHIRTS/BLACK TAGS

Utah State has five players on its roster that served missions for The Church of Jesus Christ of Latter-day Saints, covering three states in the U.S., and two countries worldwide.

HAPPY WIFE, HAPPY LIFE

Utah State's 2022-23 men's basketball roster includes two players that are married in junior guard **Steven Ashworth** (married his wife, Peyton, in May 2021) and senior center **Trevin Dorius** (married his wife, Kalley, in May 2022).

WINNING TRADITION

• Since the year 2000, only 17 teams have recorded 16 seasons with 20 or more wins and 11 NCAA Tournament bids (Utah State, Kentucky, Florida, North Carolina, Duke, Syracuse, Kansas, Texas, Michigan State, Ohio State, Wisconsin, Arizona, Xavier, Creighton, Butler, BYU and Gonzaga).

• Utah State has only had one losing season over the past 29 years.

POSTSEASON APPEARANCES

Utah State's 33 postseason appearances are the second-most among current Mountain West schools behind New Mexico (34) and ahead of Wyoming (29), UNLV (29), Colorado State (22), San Diego State (20), Boise State (17), Fresno State (17), Nevada (16), Air Force (7) and San José State (5).

AROUND THE WORLD

• Utah State has players from six different countries, including the United States, Australia, Bahrain, Poland, Ukraine and England.

• **Zee Hamoda** is the first NCAA Division I men's basketball player from the country of Bahrain.

ENJOY YOUR TWENTIES

Utah State has the third-oldest roster in the nation with an average age of 21.8 years old heading into the campaign.

TWENTY IN THE RAFTERS

Utah State will retire two-time All-American and all-time leading scorer **Jaycee Carroll's** No. 20 jersey in the halftime ceremony of its home game against Nevada on Saturday, Feb. 18.

UTAH STATE RECORD BY STARTERS

Jones (G), Shulga (G), Bairstow (G), Funk (F), Dorius (C)	9-1
Ashworth (G), Shulga (G), Bairstow (G), Funk (F), Dorius (C)	9-4
Ashworth (G), Shulga (G), Bairstow (G), Akin (F), Dorius (C)	1-0

UTAH STATE GAME-BY-GAME STARTERS

	Guard	Guard	Guard	Forward	Center
Utah Valley	Jones	Shulga	Bairstow	Funk	Dorius
Bradley	Jones	Shulga	Bairstow	Funk	Dorius
Santa Clara	Jones	Shulga	Bairstow	Funk	Dorius
at San Diego	Jones	Shulga	Bairstow	Funk	Dorius
Oral Roberts	Jones	Shulga	Bairstow	Funk	Dorius
Utah Tech	Jones	Shulga	Bairstow	Funk	Dorius
vs. San Francisco	Ashworth	Shulga	Bairstow	Funk	Dorius
vs. Loyola Marymount	Ashworth	Shulga	Bairstow	Funk	Dorius
Westminster College	Ashworth	Shulga	Bairstow	Akin	Dorius
Weber State	Ashworth	Shulga	Bairstow	Funk	Dorius
vs. Seattle	Ashworth	Shulga	Bairstow	Funk	Dorius
vs. SMU	Ashworth	Shulga	Bairstow	Funk	Dorius
vs. Washington State	Jones	Shulga	Bairstow	Funk	Dorius
Fresno State*	Jones	Shulga	Bairstow	Funk	Dorius
at Air Force*	Jones	Shulga	Bairstow	Funk	Dorius
at Boise State*	Jones	Shulga	Bairstow	Funk	Dorius
Wyoming*	Ashworth	Shulga	Bairstow	Funk	Dorius
at Nevada*	Ashworth	Shulga	Bairstow	Funk	Dorius
UNLV*	Ashworth	Shulga	Bairstow	Funk	Dorius
San José State*	Ashworth	Shulga	Bairstow	Funk	Dorius
at San Diego State*	Ashworth	Shulga	Bairstow	Funk	Dorius
at Fresno State*	Ashworth	Shulga	Bairstow	Funk	Dorius
New Mexico*	Ashworth	Shulga	Bairstow	Funk	Dorius
at Colorado State*					
San Diego State*					
at San José State*					
Air Force*					
Nevada*					
at Wyoming*					
at UNLV*					
Boise State*					

UTAH STATE 88, COLORADO STATE 79

Utah St. (19-5,8-3 Mountain West) -vs- Colorado St. (10-14,2-9 Mountain West)
02/04/23 at Moby Arena, Fort Collins, CO

Date: 02/04/23
Time: 6:00 PM
Attendance: 6,018
Site: Moby Arena, Fort Collins, CO
Referees: Rob Kueneman, Frank Harvey III, Tommy Nunez

Score By Period	1	2	Total
Utah St.	33	55	88
Colorado St.	32	47	79

Utah St. 88

#	Player	GS	MIN	FG	3PT	FT	ORB-DRB	REB	PF	A	TO	BLK	STL	PTS	
03	Ashworth,Steven	*	37	9-19	8-17	0-0	0-4	4	2	3	1	0	2	26	
23	Funk,Taylor	*	31	8-13	5-9	0-0	1-2	3	1	2	0	0	1	21	
02	Bairstow,Sean	*	37	4-8	3-4	0-0	1-4	5	3	10	1	0	0	11	
11	Shulga,Max	*	33	2-7	1-6	4-5	0-3	3	2	6	3	1	0	9	
32	Dorius,Trevin	*	16	2-2	0-0	3-4	3-3	6	0	0	3	1	0	7	
30	Akin,Dan		27	3-4	0-0	5-6	1-5	6	3	1	2	0	0	11	
24	Hamoda,Zee		12	1-3	1-3	0-0	0-1	1	1	0	2	0	1	3	
05	Eytle-Rock,RJ		7	0-1	0-0	0-0	0-0	0	2	2	0	0	0	0	
TM	TEAM		0	0-0	0-0	0-0	1-2	3	0	0	0	0	0	0	
Totals			-	200	29-57	18-39	12-15	7-24	31	14	24	12	2	4	88

Team Summary	FG	3PT	FT
First Half	12-28 42.86 %	6-18 33.33 %	3-4 75.00 %
Second Half	17-29 58.62 %	12-21 57.14 %	9-11 81.82 %
Total	29-57 50.9 %	18-39 46.2 %	12-15 80.0 %

Technical Fouls: (1) Akin,Dan
Lead Changed: 8 times(s)
Second Chance Points: 13
Points off Turnovers: 13
Scores Tied: 3 times(s)
Bench Points: 14
Points in the Paint: 20
Largest Lead: 0 0
Fast Break Points: 9

Colorado St. 79

#	Player	GS	MIN	FG	3PT	FT	ORB-DRB	REB	PF	A	TO	BLK	STL	PTS	
04	Stevens,Isaiah	*	40	11-21	1-7	2-2	1-0	1	4	8	4	0	0	25	
01	Tonje,John	*	31	6-10	2-5	6-6	0-5	5	4	4	1	0	0	20	
12	Cartier,Patrick	*	27	4-5	0-0	0-1	1-0	1	0	2	0	0	0	8	
23	Rivera,Isaiah	*	33	3-6	0-2	0-0	0-2	2	2	3	0	0	1	6	
05	Hebb,Baylor	*	28	2-4	0-1	1-2	0-2	2	5	0	1	0	1	5	
10	Moors,James		18	5-8	0-1	3-3	1-6	7	0	0	0	2	1	13	
20	Palmer,Joe		17	1-3	0-1	0-0	0-5	5	2	0	1	0	1	2	
00	Young,Trace		6	0-1	0-0	0-0	0-0	0	0	1	1	0	0	0	
TM	TEAM		0	0-0	0-0	0-0	1-2	3	0	0	0	0	0	0	
Totals			-	200	32-58	3-17	12-14	4-22	26	17	18	8	2	4	79

Team Summary	FG	3PT	FT
First Half	13-31 41.94 %	1-9 11.11 %	5-5 100.00 %
Second Half	19-27 70.37 %	2-8 25.00 %	7-9 77.78 %
Total	32-58 55.2 %	3-17 17.6 %	12-14 85.7 %

Technical Fouls: (1) Stevens,Isaiah
Lead Changed: 8 times(s)
Second Chance Points: 2
Points off Turnovers: 15
Scores Tied: 3 times(s)
Bench Points: 15
Points in the Paint: 36
Largest Lead: 0 0
Fast Break Points: 11

POSTGAME NOTES

TEAM NOTES

- * Utah State improved to 61-43 all-time against Colorado State, including 10-19 in games played in Fort Collins.
- * Utah State led 33-32 at the half as the Aggies improved to 15-2 this season when leading at the break.
- * Utah State improved to 24-0 when scoring 80 points in game under head coach Ryan Odom.
- * Utah State made X 3-pointers, marking the 13th game this season making double-digit 3s. USU is now 22-3 when making 10 or more 3-pointers under head coach Ryan Odom.
- * The 18 3-pointers are the third-most by the Aggies this season and ranks fourth on the all-time single-game record list. The 39 3-point attempts rank second on the single-game record list.
- * The 18 3-pointers tie for the most by a Colorado State opponent in program history.
- * Utah State held Colorado State to 17.6 percent (3-of-17) behind the arc. It is the fourth game this season the Aggies have held their opponent to under 20.0 percent from deep.
- * USU is an undefeated 14-0 this season when shooting better than its opponent from behind the arc (46.2 percent to 17.6 percent).
- * The Aggies are now 6-5 this season when shooting worse from the field than their opponents (50.9 percent to 55.2 percent), and 8-3 when shooting worse at the free throw line (80.0 percent to 85.7 percent).
- * Utah State won the rebounding battle 31-26, as the Aggies are 16-2 this season when winning the battle of the boards.
- * Utah State had 24 assists to Colorado State's 18, as USU is an undefeated 18-0 when recording more assists than its opponent.
- * Utah State won the o-board battle 7-4 as USU is now 11-2 this season when winning the battle on the offensive glass. The Aggies outscored the Rams 13-2 in second-chance points.

INDIVIDUAL NOTES

- * Junior guard Steven Ashworth scored in double figures for the 20th game this season and 42nd of his career, finishing with 26 points. Ashworth made a career-high-tying eight 3-pointers, tying for third on the single-game record list. He has now scored 20-plus points four times this season and six times in his career.
- * Graduate forward Taylor Funk scored in double figures for the 18th game this season and 91st of his career, finishing with 21 points. He has now scored 20-plus points seven times this season and 23 times in his career.
- * Senior guard Sean Bairstow scored in double figures for the 15th time this season and 32nd game of his career, finishing with 11 points. He also dished out a career-high 10 assists, marking the fourth time this season and seventh game of his career recording at least five helpers. Bairstow recorded five rebounds, marking the 13th game this season and 18th of his career grabbing at least five boards.
- * Graduate forward Dan Akin scored 11 points, marking the 18th game this season and 56th of his career scoring in double figures. He also had six rebounds, marking the 21st game this season and 91st of his career collecting at least five boards.
- * Senior center Trevin Dorius had six rebounds, marking the sixth game this season and 22nd of his career collecting at least five boards.
- * Junior guard Max Shulga had six assists, marking the ninth time this season and in his career dishing out at least five helpers.

CASCADE OF THREES CARRIES UTAH STATE TO 88-79 WIN AT COLORADO STATE

FORT COLLINS, Colo. – Utah State shot 18-for-39 from 3-point range, the fourth-most made threes in a single game in program history, powering the Aggies to an 88-79 win at Colorado State on Saturday night at Moby Arena.

USU rained fire from outside early and often, scoring their first four buckets of the game on 3-pointers and quickly building a double-digit cushion. As the Aggies cooled off from the perimeter, the Rams clawed back into the contest to turn the remainder of the first half into a back-and-forth affair featuring eight lead changes. USU reclaimed the lead off a dunk from senior Trevin Dorius to enter halftime with a 33-32 lead.

Junior Steven Ashworth immediately set the tone at the start of the second frame with a pair of treys, foreshadowing a 6-for-11 performance from behind the arc from the Aggie captain in the second half. Utah State shot 12-for-21 as a team in the second half to hold Colorado State at arm's length for much of the half. The Aggies scored 55 points on only 34 possessions after halftime.

The Rams briefly cut the lead to six points in the final minute before USU iced the victory via three free throws from junior Max Shulga and a dunk from graduate senior Dan Akin.

Ashworth led the Aggies with 26 points on 8-for-17 shooting from 3-point territory, tying for the third-most 3-pointers in a game by an Aggie in program history. Ashworth also accomplished the feat of eight made threes earlier this season versus Oral Roberts..

Graduate senior Taylor Funk added 21 points on an efficient 8-for-13 shooting, including 5-for-9 from behind the arc. Senior Sean Bairstow chipped in 11 points and a career-high 10 assists while Akin also reached double figures with 11 points, tying for the team lead with six rebounds alongside Dorius.

The game marks Utah State's third time this season making 18 or more 3-pointers, tying the Aggies for the most such games among all Division-I teams. The mark of 18 triples also ranks fourth all-time in school history for a single contest.

SERIES HISTORY

UTAH STATE vs. SAN DIEGO STATE LAST 10 GAMES

Date	Score	FG	FG%	3FG	3FG%	FT	FT%	REB	A	T	B	S
3/16/19	64-57	21-52/21-63	.404/.333	5-19/7-28	.263/.250	17-24/8-12	.708/.667	39/37	9/10	10/9	2/4	6/5
1/4/20	68-77	23-54/27-53	.426/.509	6-23/9-20	.261/.450	16-24/14-17	.667/.824	30/34	16/13	11/14	5/2	7/5
2/1/20	68-80	25-54/25-52	.463/.481	9-21/14-32	.429/.438	9-10/16-19	.900/.842	28/31	19/14	10/9	3/2	3/7
3/7/20	59-56	21-48/21-61	.438/.344	9-24/5-19	.375/.263	8-10/9-10	.800/.900	37/32	13/10	16/7	4/2	6/8
1/14/21	57-45	23-53/17-54	.434/.315	9-23/5-21	.391/.238	2-2/6-9	1.000/.667	36/34	16/10	17/16	4/2	10/10
1/16/21	64-59	19-51/23-56	.373/.411	7-21/6-19	.333/.316	19-25/7-15	.760/.467	39/32	11/7	16/12	7/3	5/6
3/13/21	57-68	19-51/26-58	.373/.448	3-13/2-15	.231/.133	16-19/14-17	.842/.824	34/31	10/7	16/9	4/5	2/10
1/26/22	75-57	27-55/23-47	.491/.489	10-24/5-15	.417/.333	11-14/6-10	.786/.600	35/21	20/14	15/15	1/5	9/11
2/15/22	56-75	21-52/30-58	.404/.517	5-18/7-14	.278/.500	9-12/8-11	.750/.727	28/31	14/19	15/8	3/1	2/8
1/25/23	75-85	29-61/28-58	.475/.483	11-33/12-22	.333/.545	6-10/17-20	.600/.850	30/33	16/18	10/9	3/1	5/6

Note: Utah State numbers are listed first.

LAST MEETING

Utah St. (16-5,5-3 Mountain West) -vs- San Diego St. (16-4,7-1 Mountain West)
01/25/23 at Steve Fisher Court at Viejas Arena, San Diego, CA

Date: 01/25/23
Time: 8:00 PM
Attendance: 12,239
Site: Steve Fisher Court at Viejas Arena, San Diego, CA
Referees: Deron White, Doug Shows, John Higgins

Score By Period	1	2	Total
Utah St.	27	48	75
San Diego St.	42	43	85

Utah St. 75

#	Player	GS	MIN	FG	3PT	FT	ORB-DRB	REB	PF	A	TO	BLK	STL	PTS
23	Funk,Taylor	*	33	8-13	4-9	2-3	0-4	4	0	1	0	0	3	22
02	Bairstow,Sean	*	34	7-16	3-6	1-2	3-2	5	3	4	3	0	0	18
03	Ashworth,Steven	*	36	3-10	2-7	0-0	0-2	2	2	7	2	0	0	8
11	Shulga,Max	*	22	3-9	2-8	0-0	1-0	1	3	2	0	0	0	8
32	Dorius,Trevin	*	15	1-2	0-0	0-0	1-2	3	3	0	3	2	0	2
30	Akin,Dan		31	6-7	0-0	3-5	4-6	10	4	1	1	1	2	15
12	Zapala,Szymon		5	1-1	0-0	0-0	1-0	1	1	0	0	0	0	2
24	Hamoda,Zee		15	0-2	0-2	0-0	1-1	2	1	0	0	0	0	0
05	Eytle-Rock,RJ		9	0-1	0-1	0-0	1-0	0	0	1	1	0	0	0
TM	TEAM		0	0-0	0-0	0-0	1-1	2	0	0	0	0	0	0
Totals			200	29-61	11-33	6-10	12-18	30	17	16	10	3	5	75

Team Summary

	FG	3PT	FT
First Half	10-31 32.26%	4-20 20.00%	3-6 50.00%
Second Half	19-30 63.33%	7-13 53.85%	3-4 75.00%
Total	29-61 47.5%	11-33 33.3%	6-10 60.0%

Technical Fouls: none Second Chance Points: 12 Scores Tied: 0 times(s) Points in the Paint: 34 Fast Break Points: 8
Lead Changed: 2 times(s) Points off Turnovers: 17 Bench Points: 17 Largest Lead: 0 0

San Diego St. 85

#	Player	GS	MIN	FG	3PT	FT	ORB-DRB	REB	PF	A	TO	BLK	STL	PTS
00	Johnson,Keshad	*	29	4-9	0-1	3-3	6-4	10	0	1	1	1	0	11
31	Mensah,Nathan	*	20	4-6	0-0	2-4	2-2	4	1	0	0	0	1	10
05	Butler,Lamont	*	23	2-5	2-2	2-2	0-2	2	3	4	3	0	2	8
12	Trammell,Darrion	*	29	2-7	1-3	2-2	0-3	3	0	4	1	0	1	7
20	Bradley,Matt	*	21	2-10	0-3	0-0	0-1	1	2	3	0	0	1	4
02	Seiko,Adam		27	7-10	7-9	4-4	1-2	3	1	1	2	0	0	25
03	Parrish,Micah		22	2-6	2-4	3-4	1-1	2	0	1	0	0	1	9
13	LeDee,Jaedon		17	4-4	0-0	1-1	1-2	3	2	2	0	0	0	9
33	Arop,Aguek		12	1-1	0-0	0-0	1-1	2	1	2	0	0	0	2
TM	TEAM		0	0-0	0-0	0-0	1-2	3	0	0	2	0	0	0
Totals			200	28-58	12-22	17-20	13-20	33	10	18	9	1	6	85

Team Summary

	FG	3PT	FT
First Half	15-32 46.88%	7-13 53.85%	5-6 83.33%
Second Half	13-26 50.00%	5-9 55.56%	12-14 85.71%
Total	28-58 48.3%	12-22 54.5%	17-20 85.0%

Technical Fouls: none Second Chance Points: 17 Scores Tied: 0 times(s) Points in the Paint: 28 Fast Break Points: 10
Lead Changed: 2 times(s) Points off Turnovers: 14 Bench Points: 45 Largest Lead: 0 0

UTAH STATE vs SAN DIEGO STATE



SERIES HISTORY

- Utah State trails San Diego State in the all-time series 16-9, including 1-9 in games played in San Diego.
- Utah State has won three-straight games in Logan.
- Utah State has won four of the last seven meetings against SDSU.
- Utah State is 6-16 all-time against San Diego State in Mountain West play.
- Utah State won the first-ever meeting between the programs with a 101-57 victory in Logan in the 1962-63 season.

SERIES NOTABLES

- The team that has shot better from the field has won nine of the last 10 games.
- The team that has shot better from behind the arc has won nine of the last 10 games.
- Utah State has shot better from behind the arc in five of the last seven games.
- The team that has shot better at the free throw line has won six of the last 10 games.
- Utah State has shot better at the charity stripe in five of the last six games.
- The team that has won the battle of the boards has won each of the 10 games.
- The team with more assists has won six of the last 10 games.
- USU has dished out more assists in seven of the last 10 games, including four games with over 15 helpers.
- The team with more blocks has won four of the last 10 games.
- The team with more steals has won five of the last 10 games.

UTAH STATE VS. THE MOUNTAIN WEST CONFERENCE

Air Force	24-7
Boise State	34-21
Colorado State	61-43
Fresno State	43-26
Nevada	40-25
New Mexico	32-12

San Diego State.....	9-16
San José State	69-22
UNLV.....	13-34
Wyoming	34-52
Total.....	359-258

DID YOU KNOW?

Utah State has the shortest series history with San Diego State of any Mountain West foe, however, the teams have met in the MW Tournament more than any other Aggie opponent (five games). USU has won two of those games, both of which were the MW Championship contest (2019, 2020).

2022-23 GAME-BY-GAME LEADERS

	POINTS	REBOUNDS	ASSISTS	BLOCKS	STEALS
Utah Valley	Bairstow (19)	Funk (14)	Jones (8)	Bairstow (1), Dorius (1), Funk (1), Hamoda (1), Shulga (1)	Jones (1)
Bradley	Ashworth (28)	Akin (11)	Ashworth (6)	Funk (3)	Funk (2)
Santa Clara	Funk (22)	Funk (12)	Jones (8)	Akin (2)	Funk (5)
at San Diego	Akin (21)	Akin (15)	Ashworth (9)	Funk (2)	Funk (1), Hamoda (1),
Oral Roberts	Ashworth (30)	Shulga (10)	Jones (7), Shulga (7)	Dorius (1), Hamoda (1), Shulga (1)	Jones (2)
Utah Tech	Ashworth (27)	Funk (8)	Shulga (10)	Akin (1), Funk (1)	Akin (1), Ashworth (1), Bairstow (1), Dorius (1), Funk (1), Shulga (1),
vs. San Francisco	Akin (19)	Funk (7, Hamoda (7)	Shulga (4)	Hamoda (1)	Akin (2), Ashworth (2), Shulga (2)
vs. Loyola Marymount	Shulga (18)	Funk (1)	Bairstow (6)	Bairstow (1), Dorius (1), Funk (1), Akin (1)	Shulga (2)
Westminster College	Hamoda (28)	Bairstow (5)	Shulga (8)	Zapala (2)	Hamoda (4)
Weber State	Ashworth (16)	Akin (10)	Shulga (5), Ashworth (5)	Dorius (2)	Ashworth (1), Funk (1), Jones (1)
vs. Seattle	Ashworth (17)	Shulga (10)	Shulga (4), Ashworth (4)	Shulga (2), Dorius (2)	Ashworth (4)
vs. SMU	Shulga (18), Bairstow (18)	Dorius (9)	Shulga (4)	Dorius (2)	Shulga (1)
vs. Washington State	Ashworth (12), Dorius (12) Funk (12)	Bairstow (5)	Ashworth (5)	Akin (2)	Dorius (2)
Fresno State*	Ashworth (13), Hamoda (13)	Akin (13)	Bairstow (3), Jones (3)	Akin (1), Dorius (1)	Ashworth (2)
at Air Force*	Funk (16)	Ashworth (8)	Bairstow (4)	Akin (2)	Jones (2)
at Boise State*	Funk (14)	Shulga (6)	Ashworth (4)	Dorius (2)	Jones (1), Funk (1), Eytle-Rock (1), Hamoda (1), Akin (1)
Wyoming*	Funk (22)	Akin (15)	Ashworth (7)	Akin (2)	Ashworth (3)
at Nevada*	Ashworth (15), Funk (15)	Funk (10)	Shulga (6)	Dorius (2)	Funk (2)
UNLV*	Funk (20)	Akin (9)	Ashworth (9)	Funk (2)	Dorius (1), Shulga (1) Eytle-Rock (1)
San José State*	Ashworth (19)	Akin (7)	Bairstow (6), Ashworth (6)	Dorius (2)	Bairstow (3)
at San Diego State*	Funk (22)	Akin (10)	Ashworth (7)	Dorius (2)	Funk (3)
at Fresno State*	Akin (23)	Akin (8), Bairstow (8)	Ashworth (6)	Akin (3)	Ashworth (1), Bairstow (1), Dorius (1), Shulga (1)
New Mexico*	Bairstow (20)	Funk (7)	Akin (5)	Dorius (1), Shulga (1)	Ashworth (2), Dorius (2)
at Colorado State*	Ashworth (26)	Akin (6), Dorius (6)	Bairstow (10)	Dorius (1), Shulga (1)	Ashworth (2)
San Diego State*					
at San José State*					
Air Force*					
Nevada*					
at Wyoming*					
at UNLV*					
Boise State*					



2022-23 UTAH STATE COMBINED STATS



2022-23 Utah St. Men's Basketball Combined Team Statistics All games

Page 1/1
as of Feb 06, 2023

Game Records

Record	Overall	Home	Away	Neutral
ALL GAMES	19-5	11-1	4-3	4-1
CONFERENCE	8-3	5-0	3-3	0-0
NON-CONFERENCE	11-2	6-1	1-0	4-1

Score by Periods

Team	1st	2nd	OT	TOT
Utah St.	932	984	13	1929
Opponents	790	912	11	1713

Team Box Score

No.	Player				Total		3-Point		F-Throw		Rebounds											
		GP-GS	MIN	AVG	FG-FGA	FG%	3FG-3FGA	3FG%	FT-FTA	FT%	OFF	DEF	TOT	AVG	PF	DQ	A	TO	BLK	STL	PTS	AVG
3	ASHWORTH, Steven	24-14	763:07	31.8	112-237	.473	84-177	.475	73-84	.869	8	70	78	3.3	39	0	108	36	0	22	381	15.9
23	FUNK, Taylor	23-23	701:06	30.5	119-262	.454	63-154	.409	29-32	.906	30	95	125	5.4	38	0	45	34	15	18	330	14.3
30	AKIN, Dan	24-1	663:45	27.7	102-159	.642	1-1	1.000	96-137	.701	41	137	178	7.4	64	0	19	35	19	9	301	12.5
11	SHULGA, Max	24-24	707:48	29.5	81-187	.433	35-102	.343	75-90	.833	11	95	106	4.4	42	0	99	56	8	17	272	11.3
2	BAIRSTOW, Sean	24-24	729:46	30.4	108-212	.509	24-53	.453	27-46	.587	28	81	109	4.5	58	0	63	35	5	11	267	11.1
32	DORIUS, Trevin	24-24	328:40	13.7	53-92	.576	0-0	.000	27-40	.675	41	47	88	3.7	51	1	6	17	25	12	133	5.5
24	HAMODA, Zee	23-0	378:56	16.5	47-115	.409	19-48	.396	14-17	.824	14	53	67	2.9	42	0	18	36	8	10	127	5.5
15	JONES, Rylan	13-10	255:32	19.7	18-49	.367	10-28	.357	9-15	.600	2	15	17	1.3	29	0	43	16	1	10	55	4.2
5	EYTLER-ROCK, RJ	23-0	240:25	10.5	18-40	.450	10-23	.435	10-12	.833	2	13	15	0.7	25	0	14	13	2	5	56	2.4
12	ZAPALA, Szymon	9-0	39:23	4.4	3-4	.750	0-1	.000	1-3	.333	3	3	6	0.7	11	0	1	3	2	0	7	0.8
0	BRENCHLEY, Landon	5-0	07:09	1.4	0-0	.000	0-0	.000	0-1	.000	1	4	5	1.0	0	0	2	0	0	0	0	0.0
14	ODOM, Connor	3-0	02:11	0.7	0-0	.000	0-0	.000	0-0	.000	0	0	0	0.0	0	0	0	0	0	0	0	0.0
13	GILLIS, Conner	5-0	07:09	1.4	0-2	.000	0-1	.000	0-0	.000	0	0	0	0.0	1	0	0	1	0	0	0	0.0
Team											26	30	56				10					
Total		24	4825		661-1359	.486	246-588	.418	361-477	.757	207	643	850	35.4	400	1	418	292	85	114	1929	80.4
Opponents		24	4825		617-1422	.434	177-480	.369	302-402	.751	199	539	738	30.8	463	12	300	267	53	131	1713	71.4

Team Statistics

	USU	OPP
Scoring	1929	1713
Points per game	80.4	71.4
Scoring margin	+9.0	-
Field goals-att	661-1359	617-1422
Field goal pct	.486	.434
3 point fg-att	246-588	177-480
3-point FG pct	.418	.369
3-pt FG made per game	10.3	7.4
Free throws-att	361-477	302-402
Free throw pct	.757	.751
F-Throws made per game	15.0	12.6
Rebounds	850	738
Rebounds per game	35.4	30.8
Rebounding margin	+4.7	-
Assists	418	300
Assists per game	17.4	12.5
Turnovers	292	267
Turnovers per game	12.2	11.1
Turnover margin	-1.0	-
Assist/turnover ratio	1.4	1.1
Steals	114	131
Steals per game	4.8	5.5
Blocks	85	53
Blocks per game	3.5	2.2
Winning streak	3	-
Home win streak	5	-
Attendance	86838	46811
Home games-Avg/Game	12-7237	7-6687
Neutral site-Avg/Game	-	5-1681

Team Results

Date	Opponent		Score	Att.
11/07/2022	Utah Valley	W	75-58	7430
11/11/2022	Bradley	W	84-62	6875
11/14/2022	Santa Clara	W	96-74	6549
11/17/2022	at San Diego	Wot	91-89	954
11/22/2022	Oral Roberts	W	95-85	5980
12/01/2022	Utah Tech	W	86-81	6777
12/04/2022	vs San Francisco	W	82-64	0
12/10/2022	vs LMU (CA)	W	79-67	0
12/15/2022	Westminster (UT)	W	106-68	6047
12/19/2022	Weber St.	L	72-75	7000
12/22/2022	vs Seattle U	W	84-56	4333
12/23/2022	vs SMU	L	74-77	4070
12/25/2022	vs Washington St.	W	82-73	0
12/31/2022	Fresno St.	W	67-54	6933
01/03/2023	at Air Force	W	77-65	1461
01/07/2023	at Boise St.	L	59-82	12007
01/10/2023	Wyoming	W	83-63	7890
01/13/2023	at Nevada	L	70-85	7315
01/17/2023	UNLV	W	75-71	7611
01/21/2023	San Jose St.	W	75-74	8895
01/25/2023	at San Diego St.	L	75-85	12239
01/28/2023	at Fresno St.	W	70-53	6817
02/01/2023	New Mexico	W	84-73	8851
02/04/2023	at Colorado St.	W	88-79	6018



2022-23 UTAH STATE MOUNTAIN WEST COMBINED STATS



2022-23 Utah St. Men's Basketball Combined Team Statistics In Conference games

Page 1/1
as of Feb 06, 2023

Game Records

Record	Overall	Home	Away	Neutral
ALL GAMES	8-3	5-0	3-3	0-0
CONFERENCE	8-3	5-0	3-3	0-0
NON-CONFERENCE	0-0	0-0	0-0	0-0

Score by Periods

Team	1st	2nd	OT	TOT
Utah St.	405	418	0	823
Opponents	365	419	0	784

Team Box Score

No.	Player	Total			3-Point			F-Throw		Rebounds				Other								
		GP-GS	MIN	AVG	FG-FGA	FG%	3FG-3FGA	3FG%	FT-FTA	FT%	OFF	DEF	TOT	AVG	PF	DQ	A	TO	BLK	STL	PTS	AVG
23	FUNK, Taylor	11-11	334:38	30.4	57-116	.491	30-70	.429	16-17	.941	13	32	45	4.1	14	0	19	17	5	7	160	14.5
3	ASHWORTH, Steven	11-8	371:03	33.7	46-112	.411	33-80	.413	30-33	.909	5	38	43	3.9	15	0	49	18	0	11	155	14.1
30	AKIN, Dan	11-0	307:04	27.9	44-72	.611	1-1	1.000	47-64	.734	26	65	91	8.3	31	0	10	13	10	4	136	12.4
2	BAIRSTOW, Sean	11-11	376:04	34.2	48-100	.480	12-27	.444	16-24	.667	13	40	53	4.8	27	0	34	17	1	5	124	11.3
11	SHULGA, Max	11-11	321:35	29.2	33-82	.402	14-46	.304	27-34	.794	3	31	34	3.1	18	0	38	26	4	5	107	9.7
32	DORIUS, Trevin	11-11	155:27	14.1	27-45	.600	0-0	.000	16-23	.696	19	22	41	3.7	27	1	1	12	14	7	70	6.4
24	HAMODA, Zee	10-0	140:28	14.0	14-38	.368	6-15	.400	3-4	.750	7	17	24	2.4	15	0	4	17	1	3	37	3.7
15	JONES, Rylan	3-3	57:48	19.3	2-10	.200	1-6	.167	5-7	.714	1	3	4	1.3	6	0	6	3	0	4	10	3.3
5	EYTLE-ROCK, RJ	11-0	122:01	11.1	7-16	.438	2-5	.400	6-7	.857	2	7	9	0.8	13	0	10	6	0	4	22	2.0
12	ZAPALA, Szymon	4-0	09:38	2.4	1-1	1.000	0-0	.000	0-0	.000	1	0	1	0.3	1	0	0	2	0	0	2	0.5
0	BRENCHLEY, Landon	2-0	01:24	0.7	0-0	.000	0-0	.000	0-0	.000	0	2	2	1.0	0	0	0	0	0	0	0	0.0
14	ODOM, Connor	2-0	01:24	0.7	0-0	.000	0-0	.000	0-0	.000	0	0	0	0.0	0	0	0	0	0	0	0	0.0
13	GILLIS, Conner	2-0	01:24	0.7	0-0	.000	0-0	.000	0-0	.000	0	0	0	0.0	0	0	0	0	0	0	0	0.0
Team											10	17	27					5				
Total		11	2200		279-592	.471	99-250	.396	166-213	.779	100	274	374	34.0	167	1	171	136	35	50	823	74.8
Opponents		11	2200		295-642	.460	80-208	.385	114-151	.755	93	230	323	29.4	201	5	145	110	23	61	784	71.3

Team Statistics

	USU	OPP
Scoring	823	784
Points per game	74.8	71.3
Scoring margin	+3.5	-
Field goals-att	279-592	295-642
Field goal pct	.471	.460
3 point fg-att	99-250	80-208
3-point FG pct	.396	.385
3-pt FG made per game	9.0	7.3
Free throws-att	166-213	114-151
Free throw pct	.779	.755
F-Throws made per game	15.1	10.4
Rebounds	374	323
Rebounds per game	34.0	29.4
Rebounding margin	+4.6	-
Assists	171	145
Assists per game	15.5	13.2
Turnovers	136	110
Turnovers per game	12.4	10.0
Turnover margin	-2.4	-
Assist/turnover ratio	1.3	1.3
Steals	50	61
Steals per game	4.5	5.5
Blocks	35	23
Blocks per game	3.2	2.1
Winning streak	3	-
Home win streak	5	-
Attendance	40180	45857
Home games-Avg/Game	5-8036	6-7643
Neutral site-Avg/Game	-	0-0

Team Results

Date	Opponent		Score	Att.
12/31/2022	Fresno St.	W	67-54	6933
01/03/2023	at Air Force	W	77-65	1461
01/07/2023	at Boise St.	L	59-82	12007
01/10/2023	Wyoming	W	83-63	7890
01/13/2023	at Nevada	L	70-85	7315
01/17/2023	UNLV	W	75-71	7611
01/21/2023	San Jose St.	W	75-74	8895
01/25/2023	at San Diego St.	L	75-85	12239
01/28/2023	at Fresno St.	W	70-53	6817
02/01/2023	New Mexico	W	84-73	8851
02/04/2023	at Colorado St.	W	88-79	6018



2022-23 UTAH STATE STATISTICS

2022-23 UTAH STATE INDIVIDUAL POINTS-REBOUNDS-ASSISTS

OPPONENT	DATE	SCORE	W/L	#0 BRECHLEY	#2 BAIRSTOW	#3 ASHWORTH	#5 EYTLER-ROCK	#11 SHULGA	#12 ZAPALA	#13 GILLIS	#14 ODOM
UTAH VALLEY	11/7/22	75-78	W	DNP-C	19-7-1	9-6-5	0-0-0	14-7-0	DNP-C	DNP-C	DNP-C
BRADLEY	11/11/22	84-62	W	DNP-C	4-6-1	28-0-6	0-0-1	7-6-3	1-1-0	DNP-C	DNP-C
SANTA CLARA	11/14/22	96-74	W	0-0-0	9-4-2	18-5-4	2-0-0	8-6-4	2-0-0	0-0-0	DNP-C
AT SAN DIEGO	11/17/22	91-89	W	DNP-C	4-4-2	10-4-9	3-0-0	20-4-5	DNP-C	DNP-C	DNP-C
ORAL ROBERTS	11/22/22	95-85	W	DNP-C	4-4-1	30-1-4	0-0-0	10-10-7	DNP-C	DNP-C	DNP-C
UTAH TECH	12/1/22	86-81	W	DNP-C	5-1-0	27-2-3	5-2-0	10-4-10	DNP-C	DNP-C	DNP-C
VS. SAN FRANCISCO	12/4/22	82-64	W	DNP-C	12-1-1	11-1-3	0-0-1	16-6-5	DNP-C	DNP-C	DNP-C
VS. LOYOLA MARYMOUNT	12/10/22	79-67	W	DNP-C	14-7-6	16-1-4	0-0-1	18-5-4	DNP-C	DNP-C	DNP-C
WESTMINSTER COLLEGE	12/15/22	106-68	W	0-3-2	16-5-6	17-3-5	17-1-0	11-3-8	0-3-1	0-0-0	DNP-C
WEBER STATE	12/19/22	72-75	L	DNP-C	14-2-2	16-2-5	2-0-0	10-6-5	DNP-C	DNP-C	DNP-C
VS. SEATTLE	12/22/22	84-56	W	0-0-0	13-2-3	17-4-4	2-3-1	12-10-4	0-1-0	0-0-0	0-0-0
VS. SMU	12/23/22	74-77	L	DNP-C	18-8-1	15-4-2	DNP-C	18-1-4	DNP-C	DNP-C	DNP-C
VS. WASHINGTON STATE	12/25/22	82-73	W	DNP-C	11-5-3	12-2-5	3-0-0	11-4-3	2-0-0	DNP-C	DNP-C
FRESNO STATE*	12/31/22	67-54	W	DNP-C	7-4-3	13-1-1	2-2-0	8-4-2	DNP-C	DNP-C	DNP-C
AT AIR FORCE*	1/3/23	77-65	W	DNP-C	11-6-4	15-8-1	0-0-0	11-3-2	DNP-C	DNP-C	DNP-C
AT BOISE STATE*	1/7/23	59-82	L	DNP-C	10-2-0	4-4-4	5-2-1	9-6-3	DNP-C	DNP-C	DNP-C
WYOMING*	1/10/23	83-63	W	0-1-0	14-5-3	8-6-7	2-0-2	14-2-6	0-0-0	0-0-0	0-0-0
AT NEVADA*	1/13/23	70-85	L	DNP-C	11-3-1	15-5-3	1-0-0	9-2-6	DNP-C	DNP-C	DNP-C
UNLV*	1/17/23	75-71	W	DNP-C	9-4-0	14-5-9	4-1-1	9-4-5	0-0-0	DNP-C	DNP-C
SAN JOSÉ STATE*	1/21/23	75-74	W	DNP-C	4-6-6	19-1-6	5-0-1	15-5-3	DNP-C	DNP-C	DNP-C
AT SAN DIEGO STATE*	1/25/23	75-85	L	DNP-C	18-5-4	8-2-7	0-0-1	8-1-2	2-1-0	DNP-C	DNP-C
AT FRESNO STATE*	1/28/23	70-53	W	0-1-0	9-8-1	14-6-6	3-3-2	2-2-1	0-0-0	0-0-0	0-0-0
NEW MEXICO*	2/1/23	84-73	W	DNP-C	20-5-2	19-1-2	0-1-0	13-3-2	DNP-C	DNP-C	DNP-C
AT COLORADO STATE*	2/4/23	88-79	W	DNP-C	11-5-10	26-4-3	0-0-2	9-3-6	DNP-C	DNP-C	DNP-C
SAN DIEGO STATE*	2/8/23										
AT SAN JOSÉ STATE*	2/11/23										
AIR FORCE*	2/14/23										
NEVADA*	2/18/23										
AT WYOMING*	2/21/23										
AT UNLV*	3/1/23										
BOISE STATE*	3/4/23										

OPPONENT	DATE	SCORE	W/L	#15 JONES	#20 JOHNSON	#21 FALSLEV	#23 FUNK	#24 HAMODA	#30 AKIN	#32 DORUS
UTAH VALLEY	11/7/22	75-78	W	6-2-8	DNP-RS	DNP-RS	18-14-2	3-3-0	6-5-1	0-2-0
BRADLEY	11/11/22	84-62	W	0-2-1	DNP-RS	DNP-RS	13-8-0	15-4-2	10-11-2	6-6-0
SANTA CLARA	11/14/22	96-74	W	9-2-8	DNP-RS	DNP-RS	22-12-3	2-3-3	13-5-1	11-3-0
AT SAN DIEGO	11/17/22	91-89	W	2-0-3	DNP-RS	DNP-RS	0-6-1	9-2-1	21-15-0	2-1-0
ORAL ROBERTS	11/22/22	95-85	W	10-1-7	DNP-RS	DNP-RS	18-5-4	7-3-1	12-8-0	4-3-1
UTAH TECH	12/1/22	86-81	W	0-0-0	DNP-RS	DNP-RS	20-8-7	2-1-3	15-5-1	2-4-0
VS. SAN FRANCISCO	12/4/22	82-64	W	DNP-I	DNP-RS	DNP-RS	13-7-1	7-7-1	19-5-0	4-1-0
VS. LOYOLA MARYMOUNT	12/10/22	79-67	W	DNP-I	DNP-RS	DNP-RS	6-10-0	4-2-0	14-3-0	7-8-1
WESTMINSTER COLLEGE	12/15/22	106-68	W	DNP-I	DNP-RS	DNP-RS	DNP-I	28-4-3	10-2-0	7-2-0
WEBER STATE	12/19/22	72-75	L	6-0-0	DNP-RS	DNP-RS	10-5-1	2-4-0	12-10-1	0-1-0
VS. SEATTLE	12/22/22	84-56	W	3-3-3	DNP-RS	DNP-RS	11-1-2	9-3-0	15-8-0	2-3-0
VS. SMU	12/23/22	74-77	L	0-1-3	DNP-RS	DNP-RS	7-1-2	2-6-0	8-7-2	6-9-1
VS. WASHINGTON STATE	12/25/22	82-73	W	9-2-4	DNP-RS	DNP-RS	12-3-3	0-1-0	10-3-1	12-4-2
FRESNO STATE*	12/31/22	67-54	W	2-0-3	DNP-RS	DNP-RS	4-1-0	13-4-2	11-13-0	7-3-0
AT AIR FORCE*	1/3/23	77-65	W	2-2-3	DNP-RS	DNP-RS	16-2-0	9-3-0	9-7-0	4-4-0
AT BOISE STATE*	1/7/23	59-82	L	6-2-0	DNP-RS	DNP-RS	14-3-1	0-3-1	5-3-0	6-3-0
WYOMING*	1/10/23	83-63	W	DNP-I	DNP-RS	DNP-RS	22-5-3	5-3-0	16-15-0	2-4-0
AT NEVADA*	1/13/23	70-85	L	DNP-I	DNP-RS	DNP-RS	15-10-1	0-1-0	8-7-1	11-5-0
UNLV*	1/17/23	75-71	W	DNP-I	DNP-RS	DNP-RS	20-6-5	DNP-I	9-9-1	10-0-0
SAN JOSÉ STATE*	1/21/23	75-74	W	DNP-I	DNP-RS	DNP-RS	8-1-2	3-1-0	13-7-1	8-4-0
AT SAN DIEGO STATE*	1/25/23	75-85	L	DNP-I	DNP-RS	DNP-RS	22-4-1	0-2-0	15-10-1	2-3-0
AT FRESNO STATE*	1/28/23	70-53	W	DNP-I	DNP-RS	DNP-RS	9-3-2	4-5-1	23-8-0	6-3-1
NEW MEXICO*	2/1/23	84-73	W	DNP-I	DNP-RS	DNP-RS	9-7-2	0-1-0	16-6-5	7-6-0
AT COLORADO STATE*	2/4/23	88-79	W	DNP-I	DNP-RS	DNP-RS	21-3-2	3-1-0	11-6-1	7-6-0
SAN DIEGO STATE*	2/8/23									
AT SAN JOSÉ STATE*	2/11/23									
AIR FORCE*	2/14/23									
NEVADA*	2/18/23									
AT WYOMING*	2/21/23									
AT UNLV*	3/1/23									
BOISE STATE*	3/4/23									

DNP-C - COACH'S DECISION | DNP-I - INJURED/ILLNESS | DNP-RS - REDSHIRT | DNP-HS - HEALTH & SAFETY PROTOCOLS

2022-23 UTAH STATE STATISTICS

2022-23 TEAM COMPARISON

Opponent	1st	2nd	OT	Score	Mar	Tot FG	FG Pct	3-PT	3FG	FT	FT Pct	Reb	Mar	Asst	TO	B	S	PF
Utah Valley	41/28	34/30	-	75-58	+17	29-64/20-61	.453/.328	8-19/3-19	.421/.158	9-16/15-20	.563-.750	47/34	+13	17/8	10/9	5/3	1/6	16/18
Bradley	45/32	39/30	-	84-62	+22	25-56/20-58	.446/.345	11-24/8-23	.458/.348	23-27/14-22	.852-.636	46/31	+15	16/10	15/11	6/3	5/11	24/23
Santa Clara	50/36	38/46	-	96-74	+22	36-70/26-65	.514/.400	12-31/7-22	.387/.318	12-16/15-21	.750-.714	41/36	+5	25/16	9/13	4/0	12/3	18/14
at San Diego	30/31	48/47	13/11	91-89	+2	31-60/31-75	.517/.413	14-29/13-28	.483/.464	15-26/14-19	.577-.737	41/38	+3	21/16	17/10	6/2	2/6	17/24
Oral Roberts	49/40	46/45	-	95-85	+10	29-56/30-66	.518/.455	19-31/14-31	.613/.452	18-23/11-12	.783-.917	37/29	+8	25/15	19/15	3/5	5/7	14/19
Utah Tech	36-36	50-45	-	86-81	+5	30-55/25-52	.545/.481	13-31/12-23	.419/.522	13-16/19-24	.813/.792	29/30	-1	24/15	12/15	2/1	6/5	19/20
vs. San Francisco	44-30	38-34	-	82-64	+18	31-62/24-55	.500/.436	5-19/7-21	.263/.333	15-18/9-15	.833-.600	30/28	+2	11/8	8/18	1/2	7/3	18/17
vs. LMU	36-39	43-28	-	79-67	+12	25-54/21-57	.463/.368	4-13/7-17	.308/.412	25-31/18-24	.806-.750	36/29	+7	16/7	7/11	4/4	4/4	19/26
Westminster College	43-31	63-37	-	106-68	+38	39-64/24-52	.609/.462	21-37/5-11	.568/.455	7-12/15-16	.583-.938	31/28	+3	25/13	12/17	3/4	7/4	15/21
Weber State	43-29	29-46	-	72-75	-3	21-50/28-57	.420/.491	8-23/10-20	.348/.500	22-29/9-16	.759-.563	30/36	-6	14/17	10/11	3/1	3/3	15/26
vs. Seattle	36-24	48-32	-	84-56	+28	30-59/20-69	.508/.290	11-28/5-29	.393/.172	13-17/11-19	.765-.579	42/39	+3	17/6	11/10	7/1	6/5	20/20
vs. SMU	40-32	42-37	-	74-77	-3	24-64/29-60	.375/.483	10-36/4-12	.278/.333	16-18/15-17	.889-.882	40/29	+11	15/16	13/5	3/2	1/8	17/20
vs. Washington St.	42-29	40-44	-	82-73	+9	32-53/24-54	.604/.444	11-17/2-17	.647/.118	7-15/23-26	.467-.885	26/28	-2	21/8	13/13	3/2	5/5	21/14
Fresno State*	33-26	34-28	-	67-54	+13	20-46/19-51	.435/.373	7-19/4-20	.368/.200	20-27/12-13	.741-.923	37/23	+14	11/8	16/13	2/3	5/7	16/24
at Air Force*	44-28	33-37	-	77-65	+12	25-49/26-60	.510/.433	6-12/9-26	.500/.346	21-27/4-7	.778-.571	37/25	+12	10/18	12/12	2/4	4/4	14/22
at Boise State*	30-45	29-37	-	59-82	-23	23-58/31-62	.397/.500	7-21/11-19	.333/.579	6-14/9-13	.429-.692	29/41	-12	10/18	10/11	6/2	5/2	19/20
Wyoming*	40-26	43-37	-	83-63	+20	31-61/25-64	.508/.391	8-18/6-13	.444/.462	13-15/7-17	.867-.412	43/34	+9	21/7	8/8	5/1	4/3	17/14
at Nevada*	42-37	28-48	-	70-85	-15	22-57/31-56	.386/.554	8-22/8-17	.364/.471	18-23/15-18	.783-.833	33/31	+2	12/18	12/7	2/5	4/7	18/19
UNLV*	46-37	29-34	-	75-71	+4	24-47/28-57	.511/.491	11-25/6-18	.440/.333	16-18/9-12	.889-.750	31/23	+8	21/11	21/11	3/0	3/14	14/21
San José State*	30-37	37-45	-	75-74	+1	28-52/27-62	.538/.435	10-23/10-22	.435/.455	9-13/10-11	.692-.909	27/33	-6	19/14	12/12	4/1	6/5	11/17
at San Diego State*	27-42	48-43	-	75-85	-10	29-61/28-58	.475/.483	11-33/12-22	.333/.545	6-10/17-20	.600-.850	30/33	-3	16/18	10/9	3/1	5/6	17/10
at Fresno State*	34-28	36-25	-	70-53	+17	23-50/19-55	.460/.345	6-18/7-23	.333/.304	18-20/8-10	.900-.800	41/24	+17	14/8	12/6	4/2	4/4	14/17
New Mexico*	46-27	38-46	-	84-73	+11	25-54/29-59	.463/.492	7-20/4-11	.350/.364	27-31/11-16	.871-.688	35/30	+5	13/7	11/13	2/2	6/5	13/20
at Colorado State*	33-32	55-47	-	88-79	+9	29-57/32-58	.509/.552	18-39/3-17	.462/.176	12-15/12-14	.800-.857	31/26	+5	24/18	12/8	2/2	4/4	14/17
San Diego State*																		
at San José State*																		
Air Force*																		
Nevada*																		
at Wyoming*																		
at UNLV*																		
Boise State*																		

2022-23 GAME-BY-GAME SUPERLATIVES

Opponent	Points in Paint	Points off TO	2nd Chance Points	Fast Break Points	Bench Points	Largest Lead
Utah Valley	30/28	4/9	12/6	5/6	18/20	17/2
Bradley	22/22	18/11	9/5	2/4	54/18	22/0
Santa Clara	44/20	17/14	11/5	22/5	37/30	27/3
at San Diego	32/26	13/21	20/11	7/15	43/6	5/9
Oral Roberts	16/26	25/19	13/5	9/10	49/9	14/2
Utah Tech	26/18	14/9	2/13	7/0	49/19	10/5
vs. San Francisco	48/34	19/11	7/4	6/1	26/24	22/3
vs. LMU	40/20	11/4	11/6	17/3	18/13	13/13
Westminster College	34/26	25/9	4/8	15/2	45/26	39/1
Weber State	24/32	9/2	2/9	7/7	22/20	18/6
vs. Seattle	34/28	11/10	13/12	15/2	29/12	32/3
vs. SMU	26/42	2/22	14/9	13/17	10/16	3/12
vs. Washington State	40/30	20/9	9/11	11/8	27/12	23/4
Fresno State*	22/28	8/17	15/4	10/2	39/6	13/4
at Air Force*	36/28	9/12	14/9	11/0	33/21	21/0
at Boise State*	30/34	11/8	8/15	6/8	14/18	1/24
Wyoming*	46/34	6/8	11/8	21/11	23/4	25/1
at Nevada*	28/34	7/11	13/5	11/9	9/8	10/17
UNLV*	26/42	16/27	3/6	7/13	13/38	9/3
San José State*	34/32	16/15	11/20	13/2	21/28	3/11
at San Diego State*	34/28	17/14	12/17	8/10	17/45	1/20
at Fresno State*	30/20	6/13	16/6	8/1	30/24	21/3
New Mexico*	32/38	22/18	13/12	2/4	16/6	20/2
at Colorado State*	20/36	13/15	13/2	9/11	14/15	14/5
San Diego State*						
at San José State*						
Air Force*						
Nevada*						
at Wyoming*						
at UNLV*						
Boise State*						
TOTALS	764/706	319/318	256/208	232/151	656/438	

2022-23 UTAH STATE TRENDS

	Under Odom	2022-23
Overall Record	37-21	19-5
Mountain West	16-13	8-3
Home/Road/Neutral	20-8/8-10/9-3	11-1/4-3/4-1
MW Home/Road/Neutral	10-4/6-9/0-0	5-0/3-3/0-0
Overtime	3-1	1-0

When the Aggies	they are
Win the tip	31-17
Lose the tip	6-4

Lead at halftime	30-9
Trail at halftime	5-10
Are tied at halftime	2-2

Shoot better from the field than opponent	34-1
Shoot worse from the field than opponent	3-20
Shoot the same from the field as opponent	0-0

Shoot better from 3-point range than opponent	28-3
Shoot worse from 3-point range than opponent	9-18
Shoot the same from 3-point range as opponent	0-0

Shoot better from the line than opponent	23-6
Shoot worse from the line than opponent	13-15
Shoot the same from the line as opponent	1-0

Outrebound opponent	33-8
Are outrebounded by opponent	4-11
Are even in rebounds with opponent	0-2

Have more offensive rebounds than opponent	19-10
Have fewer offensive rebounds than opponent	16-9
Have the same number of offensive rebounds	2-2

Have more defensive rebounds than opponents	35-7
Have fewer defensive rebounds than opponents	0-14
Have the same number of defensive rebounds	2-0

Commit more fouls than opponent	8-10
Commit fewer fouls than opponent	27-8
Commit same number of fouls	2-3

Have more assists than opponent	33-7
Have fewer assists than opponent	3-12
Have same number of assists	1-2

Commit more turnovers than opponent	15-10
Commit fewer turnovers than opponent	15-9
Commit the same number of turnovers	7-2

Block more shots than opponent	16-9
Block fewer shots than opponent	16-10
Block the same number of shots	5-2

Have more steals than opponent	16-10
Have fewer steals than opponent	15-9
Have same number of steals	6-2

Starting frontline outscored the opponent's	30-13
Starting frontline is outscored by the opponent's	7-8
Starting frontlines scores same amount	0-0

Starting backcourt outscored the opponent's	18-4
Starting backcourt is outscored by the opponent's	18-17
Starting backcourts scores same amount	1-0

Bench outscored the opponent's	24-8
Bench is outscored by the opponent's	13-13
Bench scores same amount	0-0

Utah State's Points Scored/Allowed Summary

Record When Scoring	Record When Allowing
0-0 (0-0)	0-0 (0-0)
0-0 (0-1)	0-0 (2-1)
0-1 (0-7)	3-1 (9-2)
1-0 (1-3)	6-0 (10-5)
6-4 (12-10)	6-2 (10-7)
8-0 (16-0)	3-3 (5-6)
3-0 (7-0)	0-0 (0-1)
1-0 (1-0)	0-0 (0-0)

Utah State's Record When the Margin is...

1 (pt.)	2	3	4	5	6
1-0 (1-0)	1-0 (1-5)	0-2 (2-4)	1-0 (1-0)	1-0 (1-1)	0-0 (0-0)
7	8	9	10-15	16-20	20+
0-0 (0-1)	0-0 (1-0)	2-0 (2-0)	5-2 (8-7)	3-0 (7-2)	5-1 (13-1)

Utah State's Record by Month

Nov.	Dec.	Jan.	Feb.	March
5-0 (11-1)	7-2 (10-6)	5-3 (8-7)	2-0 (7-5)	0-0 (2-2)

Utah State's Record by Day of the Week

Sun.	Mon.	Tues.	Wed.	Thurs.	Fri.	Sat.
2-0 (3-0)	2-1 (3-1)	4-0 (7-5)	1-1 (4-4)	4-0 (6-3)	1-2 (4-3)	5-1 (10-5)

2022-23 Starters/Non-Starters

	Starters		Bench	
	Total	% Team	Total	% Team
Minutes	3,169	65.7%	1,656	34.3%
Points	1,273	66.0%	656	34.0%
Rebounds	488	61.5%	306	38.5%

2022-23 Miscellaneous Statistics

	Games	Double Figure Scoring	20-Pt. Games	Double Figure Reb(Asst)	Double Doubles
0 Brenchley	5	0	0	0	0
2 Bairstow	24	15	1	(1)	1
3 Ashworth	24	20	4	0	0
5 Eytile-Rock	23	1	0	0	0
11 Shulga	24	15	1	2 (1)	3
12 Zapala	9	0	0	0	0
13 Gillis	5	0	0	0	0
14 Odom	3	0	0	0	0
15 Jones	13	1	0	0	0
20 Johnson	0	0	0	0	0
21 Falslev	0	0	0	0	0
23 Funk	23	17	7	4	3
24 Hamoda	23	3	1	0	0
30 Akin	24	18	2	6	6
32 Dorius	24	4	0	0	0

2022-23 Scoring Average by Halves

	1st Half	2nd Half	OT1	OT2	Total
Utah State	38.8	41.0	13.0	-	80.4
Opponents	32.9	38.0	11.0	-	71.4

2022-23 Starting Lineups

Dorius (C), Funk (F), Bairstow (G), Shulga (G), Jones (G)	9-1
Dorius (C), Funk (F), Bairstow (G), Shulga (G), Ashworth (G)	9-4
Dorius (C), Akin (F), Bairstow (G), Shulga (G), Ashworth (G)	1-0

2022-23 Specialty Stats

	FTs under 1 min	Charges Drawn	Dunks
0 Brenchley	0-0	0	0
2 Bairstow	2-2	1	12
3 Ashworth	10-12	11	0
5 Eytile-Rock	0-0	0	0
11 Shulga	15-18	2	0
12 Zapala	0-0	0	1
13 Gillis	0-0	0	0
14 Odom	-	-	-
15 Jones	2-3	14	0
20 Johnson	-	-	-
21 Falslev	-	-	-
23 Funk	4-4	4	8
24 Hamoda	1-1	0	3
30 Akin	8-13	8	32
32 Dorius	0-0	1	18
TOTAL	42-52	41	74

LAST TIME THAT

THE LAST TIME UTAH STATE...

Beat an opponent by 20+: vs Wyoming (20: 83-63) on 1/10/23
 Beat an opponent by 30+: vs Westminster (38: 106-68) on 12/15/22
 Beat an opponent by 40+: San José State (45: 107-62) on 12/21/20
 Beat an opponent by 50+: Weber State (55: 89-34) on 11/08/19
 Beat an opponent by 60+: Eastern Oregon (68: 129-61) on 12/28/19
 Scored 90+: 106-68 vs Westminster on 12/15/22
 Scored 100+: 106-68 vs Westminster on 12/15/22
 Scored 100+ in back-to-back games: 100-73 Hartford (11/9/18)/101-71 at Montana St. (11/6/18)
 Made 30+ field goals: vs Wyoming (31) on 1/10/23
 Attempted 65+ field goals: vs Santa Clara (70) on 11/14/22
 Had 10+ steals: vs Santa Clara (12) on 11/14/22
 Had 10+ blocks: vs Colorado State, MWT (11) on 03/12/21
 Had 20+ assists: at Colorado State (24) on 2/4/23
 Had 25+ assists: vs Westminster (25) on 12/15/22
 Had 15+ turnovers: vs Fresno State (16) on 12/31/22
 Had 20+ turnovers: vs UNLV (21) on 1/17/23
 Did not hit a 3-pointer: at BYU on 12/16/06, a span of 528 games
 Had two players record a double-double: Brandon Horvath (19/11) and Justin Bean (18/11) on 2/03/22 vs San Jose State
 Had three players record a double-double: Kevin Rice (10/11), Pharoah Davis (16/13) and Donnie Johnson (21/12) on 2/4/98 vs Nevada
 Had two players score 20+: Ashworth (26) & Funk (21) at Colorado State on 2/4/23
 Had three players score 20+: Akin (21), Funk (20), Shulga (20) on 11/17/22 at San Diego
 Had five players score in double figures: Dorius (12), Ashworth (12), Funk (12), Shulga (11), Bairstow (11), Akin (10) vs Washington State on 12/25/22

THE LAST TIME A UTAH STATE PLAYER...

Recorded a double-double: Sean Bairstow (11p/10a) on 2/4/23 at Colorado State
 Recorded a double-double with assists: Sean Bairstow (11p/10a) on 2/4/23 at Colorado State
 Recorded a triple-double: Jon Judkins (11/11/10) on 3/5/88 vs. Pacific
 Led USU in points, rebounds and assists: Brandon Horvath (19/11/5) on 2/03/22 vs San Jose State (one other with eleven rebounds and five assists)
 Led USU in points, rebounds, assists and steals: Brandon Horvath (19/11/5/2) on 2/03/22 San Jose State (one other with eleven rebounds and five assists)
 Led USU in points, rebounds, assists and blocks: Brandon Horvath (19/11/5/3) on 2/03/22 vs San Jose State (one other with eleven rebounds and five assists)
 Led USU in points, rebounds, blocks and steals: Justin Bean (15/13/1/2) on 3/10/22 vs Colorado State, MWT
 Led USU in points, rebounds, assists, blocks and steals: Brandon Horvath (19/11/5/3/2) on 2/03/22 vs San Jose State (one other with eleven rebounds and five assists)
 Scored 20+ points: Steven Ashworth (26) & Taylor Funk (21) on 2/4/23 at Colorado State
 Scored 30+ points: Steven Ashworth (30) on 11/22/22 vs Oral Roberts
 Scored 40+ points: Jaycee Carroll (44) on 2/5/07 vs. New Mexico State
 Scored 50+ points: Wayne Estes (52) on 15/15/62 vs. Regis
 Non-starter scored 20+ points: Dan Akin (23) on 1/28/23 at Fresno State
 Recorded 15+ rebounds: Dan Akin (15) on 1/10/23 vs Wyoming
 Recorded 20+ rebounds: Spencer Butterfield (20) on 3/7/13 vs. Texas State
 Recorded 25+ rebounds: Wayne Estes (25) on 12/15/64 at Colorado State
 Recorded 10+ assists: Sean Bairstow (10) on 2/4/23 at Colorado State
 Recorded 15+ assists: Oscar Williams (16) on 12/14/76 vs. Utah
 Recorded 5+ blocks: Neemias Queta (7) on 03/19/21 Texas Tech, NCAA Tournament
 Recorded 5+ steals: Taylor Funk (5) on 11/14/22 vs Santa Clara
 Made 10+ field goals: Zee Hamoda (10) on 12/15/22 vs Westminster
 Made 15+ field goals: Sam Merrill (15) on 3/5/19 at Colorado State
 Attempted 15+ field goals: Steven Ashworth (19) on 2/4/23 at Colorado State
 Attempted 20+ field goals: Justin Bean (20) on 03/04/21 vs Wyoming
 Made 5+ 3-point field goals: Steven Ashworth (8) on 2/4/23 at Colorado State
 Made 10+ 3-point field goals: Jaycee Carroll (10) on 2/2/06 at New Mexico State
 Attempted 10+ 3-point field goals: Steven Ashworth (17) on 2/4/23 at Colorado State
 Attempted 15+ 3-point field goals: Steven Ashworth (17) on 2/4/23 at Colorado State
 Made 10+ free throws: Max Shulga (11) on 12/10/22 vs Loyola Marymount
 Made 15+ free throws: Sam Merrill (17) on 11/5/19 Montana State
 Attempted 15+ free throws: Sam Merrill (18) on 11/5/19 Montana State
 Attempted 20+ free throws: Marvin Roberts (22) on 12/10/70 vs. Gonzaga
 Played 40+ minutes: Justin Bean (40) on 3/10/22 vs Colorado State, MWT
 Played 50+ minutes: Greg Grant (50) on 1/2/86 at UNLV

THE LAST TIME A UTAH STATE OPPONENT...

Scoring and Margin of Victory
 Scored 90+: USU 100, CSU 96 (OT) on 3/5/19 in Fort Collins, Utah
 Scored 100+: NMSU 100, USU 70 on 1/26/08 at New Mexico State
 Beat USU by 20+: at Boise State (23: 82-59) on 1/7/23
 Beat USU by 30+: at Duke (33: 85-52) on 11/29/15
 Beat USU by 40+: UNLV (43: 126-83) on 1/28/91
 Beat USU by 50+: at Illinois (51: 115-64) on 12/7/85

Shooting Percentages
 Shot over .500 field goals: .552 at Colorado State on 2/4/23
 Shot over .550 field goals: .552 at Colorado State on 2/4/23
 Shot over .600 field goals: .632 vs. Hawai'i on 12/29/10
 Held USU under .300 field goals: .262 at Nevada on 1/2/19
 Held USU under .250 field goals: .250 vs. Nevada on 2/6/99

Assists, Turnovers, Blocks, Steals
 Had 20+ assists: Iowa (21) on 12/18/21
 Had 25+ assists: at Wyoming (26) on 3/4/15
 Had 15+ turnovers: vs Westminster (17) on 12/15/22
 Had 20+ turnovers: at Air Force (26) on 12/31/20
 Had 10+ blocks: vs UNLV (11) on 2/15/14
 Had 0 blocks: vs Santa Clara on 11/14/22
 Had 10+ steals: vs UNLV (14) on 1/17/23
 Had 0 steals: San José State on 12/27/17

THE LAST TIME A UTAH STATE OPPONENT...

Scored 30+ points: Eric Williams Jr. (43) on 11/17/22 at San Diego
 Scored 40+ points: Eric Williams Jr. (43) on 11/17/22 at San Diego
 Recorded a double-double: Morris Udeze (16p/12r) on 2/1/23 vs New Mexico
 Made 10+ field goals: Isaiah Stevens (11) on 2/4/23 at Colorado State
 Made 5+ three-point field goals: Adam Seiko (7) on 1/25/23 at San Diego State
 Made 10+ free throws: Kenan Blackshear (10) on 1/13/23 at Nevada
 Had 15+ rebounds: Maden Armus (19) on 1/20/22 Boise State
 Had 5+ steals: Kenan Blackshear (5) on 1/13/23 at Nevada
 Had 10+ steals: Jeff Trepagnier (10) on 11/24/99 vs. USC
 Had 5+ blocks: Cameron Oliver (5) on 2/18/17 at Nevada
 Had 10+ assists: Jaquan Lyle (10) on 2/29/20 at New Mexico





RYAN ODOM

Head Coach • 163-102 (Nine Seasons) • Second Season at Utah State • Hampden-Sydney

Ryan Odom was named the head men's basketball coach at Utah State on April 5, 2021. In all, Odom is 150-97 (.607) in eight years as a head coach and has 26 years of collegiate coaching experience.

In his first season in Logan, Odom led the Aggies to an 18-16 overall record, including 8-10 in MW play, and their fourth-straight NCAA postseason berth as USU hosted Oregon as an at-large seed in the opening round of the NIT. Odom's 18 victories during the 2021-22 season marked the fourth-most by a first-year head coach in Utah State history. Under his tutelage, senior forwards Justin Bean and Brandon Horvath were each named all-Mountain West, earning second-team and third-team honors, respectively. Utah State's offense ranked second in the league in scoring (73.4 ppg) and field goal percentage (.476), while leading the MW and ranking fifth nationally in assists per game (18.0). The Aggies were also tops in the MW with an assist-to-turnover ratio of 1.44.

Odom came to Utah State after spending five years as the head coach at the University of Maryland, Baltimore County (UMBC), leading the Retrievers to a 97-60 (.573) record, including a 50-29 mark in the America East Conference. In the 2018 NCAA Tournament, UMBC became the first-ever 16-seed to win a first round game as it posted a 74-54 win against top overall seed Virginia.

In his five years at UMBC, Odom coached three of the top four win-producing teams in school history and set a program record by winning 20 or more games in three consecutive seasons, including a school-record 25 victories during the 2017-18 campaign.

In 2020-21, Odom led UMBC to a 14-6 record, including a 10-4 league mark. Following the year, he was named the National Association of Basketball Coaches (NABC) District 1 Co-Coach of the Year. Odom also earned America East Conference Coach of the Year honors after leading the Retrievers to a share of the regular-season title and the No. 1 seed in the America East Playoffs.

The 2018-19 Retrievers advanced to the championship game of the America East Tournament after posting a 21-13 record, including an 11-5 conference mark, for its third-straight 20-win season.

In his second year at UMBC, Odom and the Retrievers posted a 25-11 record, including a 12-4 league mark, to finish second in the America East and set a school record for wins. UMBC also won an America East Conference title at prohibitive favorite Vermont and followed that up by engineering the first victory by a No. 16 seed over a No. 1 seed in NCAA Men's Basketball Tournament history. UMBC overwhelmed the tournament's top overall seed, Virginia, 74-54, in Charlotte, N.C., earning an ESPY nomination for the "Best Moment" of the year. Following the season, Odom earned the 2018 Hugh Durham Award as the nation's top mid-major coach.

After taking over a program that finished 7-25 in 2015-16, Odom led UMBC to its first winning season since 2007-08 with a 21-13 record, as the Retrievers advanced to the semifinals of

the 2017 CollegeInsider.com Tournament (CIT). UMBC finished the 2016-17 campaign as the nation's third-most improved team, with a +13.0 mark, behind only Minnesota and UCLA. Odom's team posted three wins in the CIT and became the first America East team to win three games in a postseason tournament.

At the end of the season, Odom earned the 2017 Joe B. Hall Award, which is presented annually to the top first-year coach in Division I.

Before serving as the head coach at UMBC, Odom was the head men's basketball coach at Lenoir-Rhyne (N.C.) University for one year (2016). The Bears (21-10) advanced to the NCAA Division II Regional Finals for the first time in school history and won 20 games in a season for the first time in eight years. Lenoir-Rhyne improved by 10.5 games from the previous campaign, led the nation in 3-point field goals made per game (12.4), and finished ninth in the country in scoring at 90.1 points per game.

Odom was also an assistant coach at Charlotte for five seasons (2011-15), including serving as the interim head coach for the final 19 games of the 2014-15 campaign. In 2013, he helped the 49ers earn a bid to the postseason NIT.

Prior to his tenure in Charlotte, Odom spent seven years (2004-10) on the coaching staff at Virginia Tech and was part of a Hokies' team that earned a berth to the NCAA Tournament in 2007 and beat Illinois in the first round.

Odom was also an assistant coach at American for three years (2001-03), at UNC Asheville for one season (2000) and at Furman for two years (1998-99). He also served as an administrative assistant at South Florida for one season (1997).

Odom graduated from Hampden-Sydney in 1996 with a bachelor's degree in economics and was a four-year starting point guard on the men's basketball team. He served as team captain his senior season and led Hampden-Sydney to an 80-30 record during his playing career, including two berths in the NCAA Division III Tournament. In addition, Odom finished his career as the school's all-time leader in 3-pointers made and placed fourth in assists.

Ryan is the son of Dave Odom, who retired in 2008 as the head coach at South Carolina. The elder Odom earned SEC Coach of the Year honors while at South Carolina in 2004 and ACC Coach of the Year honors in 1991, 1994 and 1995, while at Wake Forest.

Odom and his wife, Lucia, have two sons - Connor and Owen.

ABOUT COACH ODOM

Personal:

- Hometown - Durham, North Carolina
- Wife - Lucia
- Children - Connor, Owen

Educational Background

- College - Hampden-Sydney, 1996 (Economics)

Coaching Experience

- Head Coach - Utah State (2022-)
- Head Coach - UMBC (2017-21)
- Head Coach - Lenoir-Rhyne (N.C.) (2016)
- Interim Head Coach - Charlotte (2015)
- Associate Head Coach - Charlotte (2015)
- Assistant Coach - Charlotte (2011-14)
- Assistant Coach - Virginia Tech (2004-10)
- Assistant Coach - American (2001-03)
- Assistant Coach - UNC Asheville (2000)
- Assistant Coach - Furman (1998-99)
- Admin Assistant - South Florida (1997)

Playing Experience

- Hampden-Sydney (1993-96)

Odom's Coaching Record

2014-15	Charlotte*	8-11*
* - interim head coach		
2015-16	Lenoir-Rhyne (N.C.)	21-10
NCAA DII Regional Finals		
2016-17	UMBC	21-13
CIT Semifinals		
2017-18	UMBC	25-11
NCAA Second Round		
2018-19	UMBC	21-13
2019-20	UMBC	16-17
2020-21	UMBC	14-6
2021-22	Utah State	18-16
NIT First Round		
2022-23	Utah State	19-5
Nine Seasons		163-102

COACH ODOM VS THE NATION

Air Force	4-1	Delaware State	2-0	Kansas State	0-1	New Mexico State	1-0	San Diego	1-0	UMES	1-0
Albany	6-5	Drexel	2-0	Kennesaw State	1-0	New Orleans	1-0	San Diego State	1-1	UNLV	2-0
American	0-2	Duquesne	1-0	Liberty	1-0	Nicholls State	1-1	San Francisco	1-0	UT Arlington	1-0
Arizona	0-1	Eastern Michigan	0-1	Louisiana Tech	0-1	NJIT	1-1	San José State	3-0	Utah Tech	1-0
Army	0-1	Fairfield	1-0	Loyola Marymount	1-0	North Carolina A&T	1-0	Santa Clara	1-0	Utah Valley	1-0
Binghamton	7-3	FGCU	1-1	LSU	0-1	North Texas	1-1	Seattle U	1-0	UTEP	0-1
Boise State	0-3	Florida Atlantic	1-0	Maine	7-1	Northern Kentucky	1-1	Shenandoah	2-0	UTSA	1-0
Bradley	1-0	Florida International	0-1	Manhattan	1-0	Oklahoma	1-0	SMU	0-2	Valley Forge	1-0
BYU	0-1	Fresno State	2-1	Marquette	0-1	Old Dominion	0-1	South Dakota	0-1	Vermont	5-8
Carroll College (Mont.)	1-0	George Mason	0-1	Marshall	2-0	Oral Roberts	1-0	Southern Mississippi	1-0	Virginia	1-0
Centenary (N.J.)	2-0	George Washington	1-0	Maryland	0-1	Oregon	0-1	St. Francis (Pa.)	2-1	Virginia Tech	0-1
Central Penn.	1-0	Georgetown	0-2	Messiah	1-0	Penn	1-0	St. Mary's (Md.)	1-0	Washington State	1-0
Chicago State	1-0	Georgian Court	1-0	Middle Tennessee	0-2	Penn State	0-1	Stony Brook	6-4	Weber State	1-1
Citadel	2-0	Hartford	8-4	Mount St. Mary's	1-0	Penn State York	1-0	Texas A&M CC	0-1	Western Kentucky	0-2
Colgate	0-1	High Point	1-0	Navy	0-1	Portland State	1-0	Towson	0-4	Westminster College (UT)	1-0
Colorado State	1-3	Hood	2-0	Nevada	1-1	Rice	1-1	UAB	0-1	Wyoming	1-2
Coppin State	4-0	Iowa	0-1	New Hampshire	9-3	Richmond	1-1	UC Davis	0-1	Overall	163-102
Delaware	1-0	James Madison	1-0	New Mexico	2-2	Saint Mary's (Calif.)	0-1	Umass Lowell	7-3		

#0 LANDON BRENCHLEY



#0 LANDON BRENCHLEY

6-4 • 215 • Redshirt Freshman • Guard
Providence, Utah • Ridgeline HS

CAREER SUPERLATIVES

FT < 1 min	Charges Drawn	Dunks
-	-	-

CAREER STATISTICS

	GP-GS	Min	Avg	FG-FGA	Pct	3FG-FGA	Pct	FT-FTA	Pct	Off	Def	Tot	Avg	PF	FO	A	TO	Blk	Stl	Pts	Avg
2022-23	5-0	8	1.6	0-0	.000	0-0	.000	0-1	.000	1	4	5	1.0	0	0	2	0	0	0	0	0.0
Total	5-0	8	1.6	0-0	.000	0-0	.000	0-1	.000	1	4	5	1.0	0	0	2	0	0	0	0	0.0

BRENCHLEY'S SEASON/CAREER SUPERLATIVES

Double-Figure Scoring:	-	/	-
20-Plus Points:	-	/	-
5-Plus Assists:	-	/	-
5-Plus Rebounds:	-	/	-
Multiple Steals:	-	/	-

AGGIE DEBUT

Brenchley made his Aggie debut against Santa Clara, logging one minute of action.

WHITE SHIRTS, BLACK TAGS

Brenchley is one of five returned missionaries for The Church of Jesus Christ of Latter-day Saints on the Utah State roster, serving in Toronto, Canada (Mandarin speaking).

HOMETOWN KID

Brenchley is one of two Cache Valley natives on the Utah State roster, graduating from Ridgeline High School.

STATE CHAMP

Brenchley helped the Riverhawks to both a Utah state title and region championship as a sophomore, earning third-team all-region honors in the process.

BRENCHLEY GAME-BY-GAME IN 2022-23

Date	Opponent	MIN	FG	3FG	FT	O-D-T	PF	A	TO	B	S	TP
N7	Utah Valley	DNP-C										
N11	Bradley	DNP-C										
N14	Santa Clara	1	0-0	0-0	0-1	0-0-0	0	0	0	0	0	0
N17	at San Diego	DNP-C										
N22	Oral Roberts	DNP-C										
D1	Utah Tech	DNP-C										
D4	vs. San Francisco	DNP-C										
D10	vs. Loyola Marymount	DNP-C										
D15	Westminster College	3	0-0	0-0	0-0	1-2-3	0	2	0	0	0	0
D19	Weber State	DNP-C										
D22	vs. Seattle	2	0-0	0-0	0-0	0-0-0	0	0	0	0	0	0
D23	vs. SMU	DNP-C										
D25	vs. Washington St.	DNP-C										
D31	Fresno State*	DNP-C										
J3	at Air Force*	DNP-C										
J7	at Boise State*	DNP-C										
J10	Wyoming*	1	0-0	0-0	0-0	0-1-1	0	0	0	0	0	0
J13	at Nevada*	DNP-C										
J17	UNLV*	DNP-C										
J21	San José State*	DNP-C										
J25	at San Diego State*	DNP-C										
J28	at Fresno State*	1	0-0	0-0	0-0	0-1-1	0	0	0	0	0	0
F1	New Mexico*	DNP-C										
F4	at Colorado State*	DNP-C										
F8	San Diego State*											
F11	at San José State*											
F14	Air Force*											
F18	Nevada*											
F21	at Wyoming*											
M1	at UNLV*											
M4	Boise State*											

^ = Starter / * = MW game

BRENCHLEY'S SEASON HIGHS

BRENCHLEY'S CAREER HIGHS

Points	-	-
FG Made	-	-
FG ATT	-	-
3PT FG Made	-	-
3PT FG ATT	-	-
FT Made	-	-
FT ATT	1 vs Santa Clara (11/14/22)	1 vs Santa Clara (11/14/22)
Rebounds	3 vs Westminster (12/15/22)	3 vs Westminster (12/15/22)
Assists	2 vs Westminster (12/15/22)	2 vs Westminster (12/15/22)
Steals	-	-
Blocks	-	-
Minutes	3 vs Westminster (12/15/22)	3 vs Westminster (12/15/22)



#2 Sean Bairstow

6-8 • 205 • Senior • Guard
Brisbane, Australia • Churchie

CAREER SUPERLATIVES

FT < 1 min	Charges Drawn	Dunks
8-8	4	25

CAREER STATISTICS

	GP-GS	Min	Avg	FG-FGA	Pct	3FG-FGA	Pct	FT-FTA	Pct	Off	Def	Tot	Avg	PF	FO	A	TO	Blk	Stl	Pts	Avg
2019-20	32-0	373	11.7	33-74	.446	8-24	.333	15-21	.714	5	44	49	1.5	33	0	33	34	1	5	89	2.8
2020-21	25-1	293	11.7	36-76	.474	10-26	.385	11-16	.688	3	25	28	1.1	17	0	19	22	3	9	93	3.7
2021-22	25-18	656	26.2	98-190	.516	6-48	.125	36-56	.643	19	47	66	2.6	37	0	36	37	8	14	238	9.5
2022-23	24-24	726	30.3	108-212	.509	24-53	.453	27-46	.587	28	81	109	4.5	58	0	63	35	5	11	267	11.1
Total	106-43	2048	19.3	275-552	.498	48-151	.318	89-139	.640	55	197	252	2.4	145	0	151	128	17	39	687	6.5

BAIRSTOW'S SEASON/CAREER SUPERLATIVES

Double-Figure Scoring:	15 times / 32 times
20-Plus Points:	1 time / 2 times
5-Plus Assists:	4 times / 67 times
10-Plus Assists:	1 time / 1 time
5-Plus Rebounds:	13 times / 18 times
Multiple Steals:	1 time / 7 times
Double-Double:	1 time / 1 time

BASKETBALL PEDIGREE

Bairstow has family ties to Utah State and the Mountain West as his sister, Stephanie, was a member of the USU women's basketball team from 2013-14, and his brother, Cam, was an all-conference performer at New Mexico from 2011-14.

FAMILY CABOOSE

Bairstow is the youngest of seven children.

REPRESENTING DOWN UNDER

Member of the U19 Australian National Team and a two-year member of the U20 Queensland team.

AGGIE MADNESS DUNK KING

Bairstow won the slam dunk competition in Utah State's annual Aggie Madness event to begin the 2019-20 season.

AGGIE DEBUT

Made his Aggie debut in the 2019-20 home opener against Montana State, recording two points and one assist in four minutes of action.

BAIRSTOW GAME-BY-GAME IN 2022-23

Date	Opponent	MIN	FG	3FG	FT	O-D-T	PF	A	TO	B	S	TP
N7	Utah Valley	^29	8-13	2-2	1-2	2-5-7	2	1	0	1	0	19
N11	Bradley	^31	1-7	0-0	2-2	3-3-6	3	1	1	0	1	4
N14	Santa Clara	^24	4-8	0-4	1-2	2-2-4	2	2	2	0	0	9
N17	at San Diego	^31	2-6	0-1	0-2	0-4-4	2	2	4	0	0	4
N22	Oral Roberts	^15	2-4	0-1	0-0	0-4-4	3	1	5	0	1	4
D1	Utah Tech	^20	2-4	0-0	1-2	0-1-1	3	0	2	1	0	5
D4	vs. San Francisco	^21	6-7	0-1	0-0	0-1-1	4	1	1	0	1	12
D10	vs. Loyola Marymount	^33	7-11	0-0	0-2	2-5-7	1	6	0	1	1	14
D15	Westminster College	^32	7-11	2-3	0-0	1-4-5	2	6	1	0	1	16
D19	Weber State	^22	5-9	1-3	3-3	1-1-2	4	2	1	0	0	14
D22	vs. Seattle	^29	5-10	1-2	2-2	1-1-2	3	3	1	1	0	13
D23	vs. SMU	^32	7-14	4-6	0-1	3-5-8	0	1	0	1	0	18
D25	vs. Washington State	^34	4-8	2-3	1-4	0-5-5	2	3	0	0	0	11
D31	Fresno State*	^38	3-7	1-2	0-2	0-4-4	2	3	2	0	0	7
J3	at Air Force*	^34	4-9	0-0	3-3	2-4-6	2	4	2	0	0	11
J7	at Boise State*	^25	5-9	0-1	0-0	1-1-2	2	0	2	1	0	10
J10	Wyoming*	^35	5-10	1-3	3-4	1-4-5	4	3	1	0	1	14
J13	at Nevada*	^32	4-10	1-2	2-4	2-1-3	2	1	1	0	0	11
J17	UNLV*	^32	3-7	1-3	2-2	0-4-4	3	0	2	0	0	9
J21	San José State*	^34	1-5	0-2	2-3	2-4-6	2	6	1	0	3	4
J25	at San Diego State*	^34	7-16	3-6	1-2	3-2-5	3	4	3	0	0	18
J28	at Fresno State*	^35	4-7	0-1	1-2	1-7-8	0	1	1	0	1	9
F1	New Mexico*	^37	8-12	2-3	2-2	0-5-5	4	2	1	0	0	20
F4	at Colorado State*	^37	4-8	3-4	0-0	1-4-5	3	10	1	0	0	11
F8	San Diego State*											
F11	at San José State*											
F14	Air Force*											
F18	Nevada*											
F21	at Wyoming*											
M1	at UNLV*											
M4	Boise State*											

^ = Starter / * = MW game

BAIRSTOW'S SEASON HIGHS

Points	20 vs New Mexico (2/1/23)
FG Made	8 (2) vs New Mexico (2/1/23)
FG ATT	16 at San Diego State (1/25/23)
3PT FG Made	4 vs SMU (12/23/22)
3PT FG ATT	6 (2) at San Diego State (1/25/23)
FT Made	3 (3) vs Wyoming (1/10/23)
FT ATT	4 (3) at Nevada (1/13/22)
Rebounds	8 (2) at Fresno State (1/28/23)
Assists	10 at Colorado State (2/4/23)
Steals	3 vs San José State (1/21/23)
Blocks	1 (5) at Boise State (1/7/23)
Minutes	38 vs Fresno State (12/31/22)

BAIRSTOW'S CAREER HIGHS

Points	20 (2) vs New Mexico (2/1/23)
FG Made	8 (3) vs New Mexico (2/1/23)
FG ATT	16 at San Diego State (1/25/23)
3PT FG Made	4 vs. SMU (12/23/22)
3PT FG ATT	6 (2) at San Diego State (1/25/23)
FT Made	5 (2) vs Air Force (3/9/22)
FT ATT	7 at San José State (3/4/22)
Rebounds	8 (2) at Fresno State (1/28/23)
Assists	10 at Colorado State (2/4/23)
Steals	4 at Colorado State (1/12/22)
Blocks	2 (2) Colorado State (2/26/22)
Minutes	39 at Fresno State (1/18/22)

#3 STEVEN ASHWORTH



#3 Steven Ashworth

6-1 • 170 • Junior • Guard
Alpine, Utah • Lone Peak HS

CAREER SUPERLATIVES

FT < 1 min 23-28	Charges Drawn 32	Dunks 0
---------------------	---------------------	------------

CAREER STATISTICS

	GP-GS	Min	Avg	FG-FGA	Pct	3FG-FGA	Pct	FT-FTA	Pct	Off	Def	Tot	Avg	PF	FO	A	TO	Blk	Stl	Pts	Avg
2020-21	29-2	551	19.0	51-143	.357	31-85	.365	44-49	.898	7	48	55	1.9	49	0	76	38	1	16	177	6.1
2021-22	33-15	897	27.2	88-218	.404	62-158	.392	49-57	.860	11	73	84	2.5	62	0	119	47	1	27	287	8.7
2022-23	24-14	763	31.8	112-237	.473	84-177	.475	73-84	.869	8	70	78	3.3	39	0	108	36	0	22	381	15.9
Total	86-31	2211	25.7	251-598	.420	177-420	.421	166-190	.874	26	191	217	2.5	150	0	303	121	2	65	845	9.8

ASHWORTH'S SEASON/CAREER SUPERLATIVES

Double-Figure Scoring:	20 times / 42 times
20-Plus Points:	4 times / 6 times
5-Plus Assists:	11 times / 22 times
5-Plus Rebounds:	7 times / 12 times
Multiple Steals:	6 times / 16 times

GAME WINNER

Ashworth knocked down a jumper from the right wing with four seconds remaining in overtime to lift Utah State to a thrilling 91-89 victory over San Diego on Nov. 17, 2022.

LOCKED IN FROM DEEP

Ashworth's knocked down eight 3-pointers against both Oral Roberts (11/22/22) and Colorado State (2/4/23) to tie for the third-most in a single game in school history along with Jaycee Carroll (2005), Cardell Butler (2004) and Preston Medlin (2011), and two shy of the school-record of 10 made by Carroll in 2006.

Ashworth knocked down seven 3-point field goals against Utah Tech (12/1/22) and Weber State (12/15/21), which ties for the eighth-most in a single game in Utah State history.

Ashworth has made five or more 3-point field goals seven times this season.

STATE CHAMP

Ashworth led Lone Peak High School to the Utah 6A state championship during his senior year, averaging 16.4 points, 7.4 assists, 4.1 rebounds and 3.1 steals per game during his final year.

SAVING IT FOR THE SECOND HALF

Ashworth scored 29 points, all in the second half, during the 2018 GEICO High School Championships, in an 87-82 loss against Montverde, led by RJ Barrett. Ashworth added 10 assists to record a double-double.

WHITE SHIRTS, BLACK TAGS

Ashworth is one of five returned missionaries for The Church of Jesus Christ of Latter-day Saints on the Utah State roster, serving in Indianapolis, Indiana.

AGGIE DEBUT

Made his Aggie debut in the 2020-21 season opener against VCU at the Bad Boy Mowers Crossover Classic, playing 20 minutes, scoring five points and adding four rebounds.

HAPPY WIFE, HAPPY LIFE

Ashworth is one of two married players on the team and married his wife, Peyton, in May 2021.

ASHWORTH GAME-BY-GAME IN 2022-23

Date	Opponent	MIN	FG	3FG	FT	O-D-T	PF	A	TO	B	S	TP
N7	Utah Valley	23	3-9	1-4	2-2	1-5-6	2	5	0	0	0	9
N11	Bradley	30	6-11	5-9	11-12	0-0-0	1	6	4	0	0	28
N14	Santa Clara	27	6-8	4-6	2-2	0-5-5	2	4	1	0	1	18
N17	at San Diego	38	3-9	2-8	2-3	0-4-4	1	9	1	0	0	10
N22	Oral Roberts	26	9-11	8-9	4-5	0-1-1	1	4	2	0	0	30
D1	Utah Tech	32	9-14	7-12	2-2	0-2-2	4	3	1	0	1	27
D4	vs. San Francisco	^35	4-10	1-4	2-3	0-1-1	2	3	0	0	2	11
D10	vs. Loyola Marymount	^36	3-6	3-5	7-8	0-1-1	3	4	0	0	1	16
D15	Westminster College	^30	5-9	5-9	2-2	0-3-3	1	5	1	0	0	17
D19	Weber State	^32	4-9	4-8	4-5	0-2-2	0	5	2	0	1	16
D22	vs. Seattle	^25	6-10	5-8	0-0	1-3-4	2	4	0	0	4	17
D23	vs. SMU	^31	4-13	3-12	4-5	1-3-4	2	2	3	0	0	15
D25	vs. Washington State	29	4-6	3-3	1-2	0-2-2	3	5	3	0	1	12
D31	Fresno State*	29	5-7	3-4	0-0	0-1-1	2	1	3	0	2	13
J3	at Air Force*	26	3-8	3-5	6-7	1-7-8	2	1	0	0	0	15
J7	at Boise State*	30	1-8	1-4	1-2	1-3-4	3	4	0	0	0	4
J10	Wyoming*	^32	2-7	0-3	4-5	1-5-6	1	7	1	0	3	8
J13	at Nevada*	^36	4-9	3-6	4-4	0-5-5	1	3	2	0	0	15
J17	UNLV*	^39	5-14	3-10	1-1	1-4-5	1	9	3	0	0	14
J21	San José State*	^34	7-15	5-13	0-0	0-1-1	1	6	2	0	1	19
J25	at San Diego State*	^36	3-10	2-7	0-0	0-2-2	2	7	2	0	0	8
J28	at Fresno State*	^36	3-7	3-6	5-5	1-5-6	0	6	2	0	1	14
F1	New Mexico*	^34	4-8	2-5	9-9	0-1-1	0	2	2	0	2	19
F4	at Colorado State*	^37	9-19	8-17	0-0	0-4-4	2	3	1	0	2	26
F8	San Diego State*											
F11	at San José State*											
F14	Air Force*											
F18	Nevada*											
F21	at Wyoming*											
M1	at UNLV*											
M4	Boise State*											

^ = Starter / * = MW game

ASHWORTH'S SEASON HIGHS

Points	30 vs Oral Roberts (11/22/22)
FG Made	9 (3) at Colorado State (2/4/23)
FG ATT	19 at Colorado State (2/4/23)
3PT FG Made	8 (2) at Colorado State (2/4/23)
3PT FG ATT	17 at Colorado State (2/4/23)
FT Made	11 vs Bradley (11/11/22)
FT ATT	12 vs Bradley (11/11/22)
Rebounds	8 at Air Force (1/3/23)
Assists	9 (2) vs UNLV (1/17/23)
Steals	4 vs Seattle (12/22/22)
Blocks	-
Minutes	39 vs UNLV (1/17/23)

ASHWORTH'S CAREER HIGHS

Points	30 vs Oral Roberts (11/22/22)
FG Made	9 (4) at Colorado State (2/4/23)
FG ATT	19 at Colorado State (2/4/23)
3PT FG Made	8 (2) at Colorado State (2/4/23)
3PT FG ATT	17 at Colorado State (2/4/23)
FT Made	11 vs Bradley (11/11/22)
FT ATT	12 vs Bradley (11/11/22)
Rebounds	8 at Air Force (1/3/23)
Assists	9 (2) vs UNLV (1/17/23)
Steals	4 vs Seattle (12/22/22)
Blocks	1 (2) vs Oklahoma (11/21/21)
Minutes	40 Boise State (1/20/22)



#5 RJ Eytlerock

6-4 • 225 • Senior • Guard
 London, England • Barking Abbey/UMBC

CAREER SUPERLATIVES (AT USU)

FT < 1 min	Charges Drawn	Dunks
2-2	4	0

CAREER STATISTICS

	GP-GS	Min	Avg	FG-FGA	Pct	3FG-FGA	Pct	FT-FTA	Pct	Off	Def	Tot	Avg	PF	FO	A	TO	Blk	Stl	Pts	Avg
2018-19*	31-24	756	31.3	55-136	.404	14-44	.318	34-43	.791	10	73	83	2.7	51	1	56	36	7	24	158	5.1
2019-20*	22-20	689	31.3	77-195	.395	29-80	.363	63-82	.768	10	86	96	4.4	52	2	73	44	3	20	246	11.2
2020-21*	20-20	601	30.1	92-194	.474	22-55	.400	80-101	.792	14	84	98	4.9	52	1	51	57	1	9	286	14.3
2021-22	31-30	746	24.1	81-197	.411	32-93	.344	47-58	.810	11	59	70	2.3	56	0	60	46	2	17	241	7.8
2022-23	23-0	240	10.5	18-40	.450	10-23	.435	10-12	.833	2	13	15	0.7	25	0	14	13	2	5	56	2.4
Total	127-94	3033	23.9	323-762	.424	107-295	.363	234-296	.791	47	315	362	2.9	236	3	254	196	15	75	987	7.8

* - at UMBC

EYTLEROCK GAME-BY-GAME IN 2022-23

Date	Opponent	MIN	FG	3FG	FT	O-D-T	PF	A	TO	B	S	TP
N7	Utah Valley	6	0-0	0-0	0-0	0-0-0	1	0	0	0	0	0
N11	Bradley	11	0-3	0-3	0-0	0-0-0	1	1	0	1	0	0
N14	Santa Clara	7	1-2	0-1	0-0	0-0-0	3	0	1	0	0	2
N17	at San Diego	9	1-1	1-1	0-0	0-0-0	0	0	2	1	0	3
N22	Oral Roberts	4	0-0	0-0	0-0	0-0-0	0	0	2	0	0	0
D1	Utah Tech	9	2-3	1-1	0-0	0-2-2	1	0	1	0	0	5
D4	vs. San Francisco	13	0-2	0-1	0-0	0-0-0	1	1	0	0	0	0
D10	vs. Loyola Marymount	13	0-0	0-0	0-0	0-0-0	2	1	0	0	0	0
D15	Westminster College	22	6-10	5-9	0-1	0-1-1	1	0	0	0	1	17
D19	Weber State	6	0-1	0-0	2-2	0-0-0	1	0	0	0	0	2
D22	vs. Seattle	8	0-1	0-1	2-2	0-3-3	1	1	1	0	0	2
D23	vs. SMU	DNP-C										
D25	vs. Washington State	8	1-1	1-1	0-0	0-0-0	0	0	0	0	0	3
D31	Fresno State*	8	0-0	0-0	2-2	0-2-2	1	0	1	0	0	2
J3	at Air Force*	7	0-1	0-0	0-0	0-0-0	0	0	0	0	0	0
J7	at Boise State*	14	2-2	0-0	1-1	0-2-2	1	1	1	0	1	5
J10	Wyoming*	12	1-2	0-1	0-0	0-0-0	1	2	0	0	0	2
J13	at Nevada*	12	0-1	0-1	1-2	0-0-0	3	0	1	0	0	1
J17	UNLV*	17	1-2	0-0	2-2	0-1-1	3	1	0	0	1	4
J21	San José State*	11	2-3	1-1	0-0	0-0-0	0	1	1	0	1	5
J25	at San Diego State*	9	0-1	0-1	0-0	0-0-0	0	1	1	0	0	0
J28	at Fresno State*	15	1-3	1-1	0-0	2-1-3	2	2	1	0	0	3
F1	New Mexico*	10	0-0	0-0	0-0	0-1-1	0	0	0	0	1	0
F4	at Colorado State*	7	0-1	0-0	0-0	0-0-0	2	2	0	0	0	0
F8	San Diego State*											
F11	at San José State*											
F14	Air Force*											
F18	Nevada*											
F21	at Wyoming*											
M1	at UNLV*											
M4	Boise State*											

^ = Starter / * = MW game

EYTLEROCK'S SEASON HIGHS

Points	17 vs Westminster (12/15/22)
FG Made	6 vs Westminster (12/15/22)
FG ATT	10 vs Westminster (12/15/22)
3PT FG Made	5 vs Westminster (12/15/22)
3PT FG ATT	9 vs Westminster (12/15/22)
FT Made	2 (4) vs UNLV (1/17/23)
FT ATT	2 (5) vs UNLV (1/17/23)
Rebounds	3 (2) at Fresno State (1/28/23)
Assists	2 (3) at Colorado State (2/4/23)
Steals	1 (5) vs New Mexico (2/1/23)
Blocks	1 (2) at San Diego (11/17/22)
Minutes	22 vs Westminster (12/15/22)

EYTLEROCK'S CAREER HIGHS

Points	31 vs Vermont (3/10/20)
FG Made	10 at New Hampshire (1/10/21)
FG ATT	18 vs Vermont (3/10/20)
3PT FG Made	5 vs Westminster (12/15/22)
3PT FG ATT	9 vs Westminster (12/15/22)
FT Made	9 New Hampshire (3/7/20)
FT ATT	10 (3) New Hampshire (3/7/20)
Rebounds	10 at Albany (2/20/20)
Assists	7 (2) at Vermont (2/22/20)
Steals	4 at Georgetown (11/25/20)
Blocks	1 (6) at San Diego (11/17/22)
Minutes	42 Towson (12/11/18)

EYTLEROCK'S SEASON/CAREER SUPERLATIVES

Double-Figure Scoring:	1 time	/	43 times
20-Plus Points:	-	/	5 times
5-Plus Assists:	-	/	10 times
5-Plus Rebounds:	-	/	29 times
10-Plus Rebounds:	-	/	1 time
Multiple Steals:	-	/	14 times
Double-Double:	-	/	1 time

AWARD WINNING

Named to the America East all-rookie team as a freshman in 2018-19 after appearing in 31 games with 24 starts, recording 5.1 points, 2.7 rebounds and 1.8 assists per game.

DOUBLE DIGITS TO VICTORY

Eytlerock scored in double figures in nine game in the 2021-22 season as the Aggies won six of those games.

AGGIE DEBUT

Eytlerock made his Aggie debut in the 2021-22 season opener against UC Davis, scoring eight points and recording five assists, four rebounds, one block and one assist.

REUNITED AND IT FEELS SO GOOD

Eytlerock reunites with former UMBC and Barking Abbey teammate Dan Akin on the 2022-23 USU roster.

EARNING THE DEGREE

Eytlerock graduated from Utah State in the fall of 2022 with a bachelor's degree in sociology.

#11 MAX SHULGA

#11 Max Shulga

6-4 • 197 • Junior • Guard

Kyiv, Ukraine • Basketball School of Excellence (Torrelodones, Spain)



CAREER SUPERLATIVES

FT < 1 min 20-24	Charges Drawn 6	Dunks 1
---------------------	--------------------	------------

CAREER STATISTICS

	GP-GS	Min	Avg	FG-FGA	Pct	3FG-FGA	Pct	FT-FTA	Pct	Off	Def	Tot	Avg	PF	FO	A	TO	Blk	Stl	Pts	Avg
2020-21	23-0	156	6.8	13-38	.342	6-20	.300	5-6	.833	9	33	42	1.8	13	0	8	16	0	9	37	1.6
2021-22	32-2	438	13.7	42-82	.512	18-40	.450	38-49	.776	17	51	68	2.1	45	0	33	28	2	21	140	4.4
2022-23	24-24	712	29.7	81-187	.433	35-102	.343	75-90	.833	11	95	106	4.4	42	0	99	56	8	17	272	11.3
Total	79-26	1306	16.5	136-307	.443	59-162	.364	118-145	.814	37	179	216	2.7	100	0	140	100	10	47	449	5.7

SHULGA'S SEASON/CAREER SUPERLATIVES

Double-Figure Scoring:	15 times / 21 times
20-Plus Points:	1 time / 1 time
5-Plus Assists:	9 times / 9 times
Double-Figure Assists:	1 time / 1 time
5-Plus Rebounds:	10 times / 17 times
Double-Figure Rebounds:	2 times / 2 times
Multiple Steals:	3 times / 9 times
Multiple Blocks:	1 time / 1 time
Double-Double:	3 times / 3 times

LOCKED IN FROM DEEP

Shulga was 5-for-5 from 3-point range as he scored a career-high 20 points at San Diego (11/17/22). Overall, Shulga is just the seventh player in school history to have a perfect shooting percentage from behind the 3-point arc with a minimum of five attempts.

FIRST CAREER START

Shulga made the most of his first career start against Portland State, turning in career highs of 18 points, six field goals, eight field goal attempts, three 3-point field goals and 28 minutes, and logging season highs of five 3-point field goal attempts, seven rebounds and two steals in the 2021-22 campaign.

AGGIE DEBUT

Made his Aggie debut in the 2020-21 season opener against VCU at the Bad Boy Mowers Crossover Classic, pulling down two rebounds in four minutes of action.

REPRESENTING HIS HOMETOWN

Played for his native Ukraine at the FIBA U20 European Championships in the summer of 2022, opening the tournament recording team highs of 26 points, 10 rebounds and four assists, while shooting 52.9 percent (9-of-17) from the floor and connecting on 10-of-15 at the free throw line. He finished second on the team with 15 points and added six rebounds, four assists and a game-high two blocks in Ukraine's 71-69 victory over Lithuania, ranked No. 7 in the world by FIBA.

INTERNATIONAL FLAIR

Member of Ukraine's U20 and U18 teams at the 2020 European Championships that were ultimately canceled because of the COVID-19 pandemic. Played for Ukraine's U18 team at the 2019 FIBA European Championships, scoring in double figures in all but two games during the tournament.

MANY TONGUES

Shulga is fluent in Ukrainian, Russian, English and Spanish.

SHULGA GAME-BY-GAME IN 2022-23

Date	Opponent	MIN	FG	3FG	FT	O-D-T	PF	A	TO	B	S	TP
N7	Utah Valley	^28	4-9	2-4	4-4	1-6-7	3	0	1	1	0	14
N11	Bradley	^21	3-6	1-3	0-0	0-6-6	3	3	2	0	1	7
N14	Santa Clara	^25	3-10	1-5	1-2	0-6-6	1	4	1	0	3	8
N17	at San Diego	^36	6-7	5-5	3-6	0-4-4	1	5	3	0	0	20
N22	Oral Roberts	^35	2-9	2-6	4-4	2-8-10	0	7	4	1	1	10
D1	Utah Tech	^35	3-7	0-4	4-4	0-4-4	1	10	3	0	1	10
D4	vs. San Francisco	^32	5-8	1-3	5-5	1-5-6	4	4	1	0	2	16
D10	vs. Loyola Marymount	^30	3-10	1-4	11-13	2-3-5	3	4	2	0	2	18
D15	Westminster College	^27	4-9	3-8	0-0	0-3-3	0	8	4	0	0	11
D19	Weber State	^33	2-5	0-1	6-7	1-5-6	3	5	3	0	0	10
D22	vs. Seattle	^30	4-8	0-4	4-5	1-9-10	0	4	3	2	0	12
D23	vs. SMU	^34	5-11	3-6	5-5	0-1-1	2	4	2	0	1	18
D25	vs. Washington State	^21	4-6	2-3	1-1	0-4-4	3	3	1	0	1	11
D31	Fresno State*	^27	1-6	0-3	6-8	0-4-4	2	2	2	0	0	8
J3	at Air Force*	^24	4-7	1-2	2-3	0-3-3	1	2	4	0	0	11
J7	at Boise State*	^26	3-9	1-5	2-4	1-5-6	1	3	3	1	1	9
J10	Wyoming*	^35	6-10	2-2	0-0	0-2-2	1	6	2	1	0	14
J13	at Nevada*	^34	3-9	1-4	2-2	1-1-2	1	6	4	0	1	9
J17	UNLV*	^31	1-3	1-3	6-6	0-4-4	1	5	5	0	1	9
J21	San José State*	^35	6-8	2-4	1-2	1-4-5	2	3	1	0	0	15
J25	at San Diego State*	^22	3-9	2-8	0-0	1-0-1	3	2	0	0	0	8
J28	at Fresno State*	^21	0-4	0-2	2-2	0-2-2	4	1	1	0	1	2
F1	New Mexico*	^37	4-10	3-7	2-2	0-3-3	0	2	1	1	1	13
F4	at Colorado State*	^33	2-7	1-6	4-5	0-3-3	2	6	3	1	0	9
F8	San Diego State*											
F11	at San José State*											
F14	Air Force*											
F18	Nevada*											
F21	at Wyoming*											
M1	at UNLV*											
M4	Boise State*											

^ = Starter / * = MW game

SHULGA'S SEASON HIGHS

Points	20 at San Diego (11/17/22)
FG Made	6 (3) vs San José State (1/21/23)
FG ATT	11 vs SMU (12/23/22)
3PT FG Made	5 at San Diego (11/17/22)
3PT FG ATT	8 at San Diego State (1/25/23)
FT Made	11 vs LMU (12/10/22)
FT ATT	13 vs LMU (12/10/22)
Rebounds	10 (2) vs Seattle (12/22/22)
Assists	10 vs Utah Tech (12/1/22)
Steals	3 vs Santa Clara (11/14/22)
Blocks	2 vs Seattle (12/22/22)
Minutes	37 vs New Mexico (2/1/23)

SHULGA'S CAREER HIGHS

Points	20 at San Diego (11/17/22)
FG Made	6 (4) vs San José State (1/21/23)
FG ATT	11 vs SMU (12/23/22)
3PT FG Made	5 at San Diego (11/17/22)
3PT FG ATT	8 at San Diego State (1/25/23)
FT Made	11 vs LMU (12/10/22)
FT ATT	13 vs LMU (12/10/22)
Rebounds	10 (2) vs Seattle (12/22/22)
Assists	10 vs Utah Tech (12/1/22)
Steals	4 Nevada (2/28/21)
Blocks	2 vs Seattle (12/22/22)
Minutes	37 vs New Mexico (2/1/23)

#12 Szymon Zapala

6-11 • 240 • Junior • Center
Zaborze, Poland • SMS PZkosz Wladyslawowo



CAREER SUPERLATIVES

FT < 1 min	Charges Drawn	Dunks
0-3	0	6

CAREER STATISTICS

	GP-GS	Min	Avg	FG-FGA	Pct	3FG-FGA	Pct	FT-FTA	Pct	Off	Def	Tot	Avg	PF	FO	A	TO	Blk	Stl	Pts	Avg
2020-21	13-0	49	3.8	4-12	.333	0-0	.000	6-12	.500	12	4	16	1.2	12	1	2	11	2	1	14	1.1
2021-22	21-0	112	5.3	13-20	.650	0-0	.000	6-13	.462	13	25	38	1.8	20	0	2	10	7	1	32	1.5
2022-23	9-0	41	4.6	3-4	.750	0-1	.000	1-3	.333	3	3	6	0.7	11	0	1	3	2	0	7	0.8
Total	43-0	202	4.7	20-36	.556	0-1	.000	13-28	.464	28	32	60	1.4	43	1	5	24	11	2	53	1.2

ZAPALA'S SEASON/CAREER SUPERLATIVES

Double-Figure Scoring:	-	/	1 time
20-Plus Points:	-	/	-
5-Plus Assists:	-	/	-
5-Plus Rebounds:	-	/	5 times

AGGIE DEBUT

Made his Aggie debut in the 2020-21 season opener against VCU at the Bad Boy Mowers Crossover Classic, scoring two points in only one minute of play.

INTERNATIONAL FLAIR

Played for Poland at the 2019 U18 European Championships, averaging 7.5 points, 5.1 rebounds and 1.0 blocks per game as his team finished second.

HOW DO YOU SAY THAT?

SHE mon Za PAH la

ZAPALA GAME-BY-GAME IN 2022-23

Date	Opponent	MIN	FG	3FG	FT	O-D-T	PF	A	TO	B	S	TP
N7	Utah Valley	DNP-C										
N11	Bradley	8	0-0	0-0	1-2	1-0-1	2	0	0	0	0	1
N14	Santa Clara	4	1-1	0-0	0-0	0-0-0	1	0	0	0	0	2
N17	at San Diego	DNP-C										
N22	Oral Roberts	DNP-C										
D1	Utah Tech	DNP-C										
D4	vs. San Francisco	DNP-C										
D10	vs. Loyola Marymount	DNP-C										
D15	Westminster College	14	0-1	0-1	0-1	1-2-3	4	1	1	2	0	0
D19	Weber State	DNP-C										
D22	vs. Seattle	3	0-0	0-0	0-0	0-1-1	1	0	0	0	0	0
D23	vs. SMU	DNP-C										
D25	vs. Washington St.	2	1-1	0-0	0-0	0-0-0	2	0	0	0	0	2
D31	Fresno State*	DNP-C										
J3	at Air Force*	DNP-C										
J7	at Boise State*	DNP-C										
J10	Wyoming*	1	0-0	0-0	0-0	0-0-0	0	0	0	0	0	0
J13	at Nevada*	DNP-C										
J17	UNLV*	3	0-0	0-0	0-0	0-0-0	0	0	1	0	0	0
J21	San José State*	DNP-C										
J25	at San Diego State*	5	1-1	0-0	0-0	1-0-1	1	0	0	0	0	2
J28	at Fresno State*	1	0-0	0-0	0-0	0-0-0	0	0	1	0	0	0
F1	New Mexico*	DNP-C										
F4	at Colorado State*	DNP-C										
F8	San Diego State*											
F11	at San José State*											
F14	Air Force*											
F18	Nevada*											
F21	at Wyoming*											
M1	at UNLV*											
M4	Boise State*											

^ = Starter / * = MW game

ZAPALA'S SEASON HIGHS

ZAPALA'S CAREER HIGHS

Points	2 (2) vs Washington State (12/25/22)	10 Carroll College (11/29/21)
FG Made	1 (2) at San Diego State (1/25/23)	4 Carroll College (11/29/21)
FG ATT	1 (4) at San Diego State (1/25/23)	4 Carroll College (11/29/21)
3PT FG Made	-	-
3PT FG ATT	1 vs Westminster (12/15/22)	-
FT Made	1 vs Bradley (11/11/22)	2 (4) New Orleans (12/11/21)
FT ATT	2 vs Bradley (11/11/22)	4 (2) New Orleans (12/11/21)
Rebounds	3 vs Westminster (12/15/22)	6 (3) New Mexico (2/22/22)
Assists	1 vs Westminster (12/15/22)	2 Carroll College (11/29/21)
Steals	-	1 (2) at Boise State (2/19/22)
Blocks	2 vs Westminster (12/15/22)	2 (2) vs Westminster (12/15/22)
Minutes	14 vs Westminster (12/15/22)	12 (2) at Boise State (2/19/22)

#13 CONNER GILLIS



#13 Conner Gillis

6-2 • 150 • Junior • Guard

Gastonia, North Carolina • Gaston Christian High School

CAREER SUPERLATIVES

FT < 1 min	Charges Drawn	Dunks
0-2	0	0

CAREER STATISTICS

	GP-GS	Min	Avg	FG-FGA	Pct	3FG-FGA	Pct	FT-FTA	Pct	Off	Def	Tot	Avg	PF	FO	A	TO	Blk	Stl	Pts	Avg
2021-22	6-0	11	1.8	1-2	.500	1-2	.500	0-2	.000	0	0	0	0.0	2	0	0	2	0	0	3	0.5
2022-23	5-0	8	1.6	0-2	.000	0-1	.000	0-0	.000	0	0	0	0.0	1	0	0	1	0	0	0	0.0
Total	11-0	19	1.7	1-4	.250	1-3	.333	0-2	.000	0	0	0	0.0	3	0	0	3	0	0	3	0.3

GILLIS' SEASON/CAREER SUPERLATIVES

Double-Figure Scoring:	-	/	-
20-Plus Points:	-	/	-
5-Plus Assists:	-	/	-
5-Plus Rebounds:	-	/	-

AGGIE DEBUT

Made his Aggie debut against New Mexico State in the 2021 Myrtle Beach Invitational, scoring three points in two minutes of action.

GILLIS GAME-BY-GAME IN 2022-23

Date	Opponent	MIN	FG	3FG	FT	O-D-T	PF	A	TO	B	S	TP
N7	Utah Valley	DNP-C										
N11	Bradley	DNP-C										
N14	Santa Clara	1	0-0	0-0	0-0	0-0-0	0	0	0	0	0	0
N17	at San Diego	DNP-C										
N22	Oral Roberts	DNP-C										
D1	Utah Tech	DNP-C										
D4	vs. San Francisco	DNP-C										
D10	vs. Loyola Marymount	DNP-C										
D15	Westminster College	3	0-1	0-0	0-0	0-0-0	1	0	0	0	0	0
D19	Weber State	DNP-C										
D22	vs. Seattle	2	0-1	0-1	0-0	0-0-0	0	0	1	0	0	0
D23	vs. SMU	DNP-C										
D25	vs. Washington St.	DNP-C										
D31	Fresno State*	DNP-C										
J3	at Air Force*	DNP-C										
J7	at Boise State*	DNP-C										
J10	Wyoming*	1	0-0	0-0	0-0	0-0-0	0	0	0	0	0	0
J13	at Nevada*	DNP-C										
J17	UNLV*	DNP-C										
J21	San José State*	DNP-C										
J25	at San Diego State*	DNP-C										
J28	at Fresno State*	1	0-0	0-0	0-0	0-0-0	0	0	0	0	0	0
F1	New Mexico*	DNP-C										
F4	at Colorado State*	DNP-C										
F8	San Diego State*											
F11	at San José State*											
F14	Air Force*											
F18	Nevada*											
F21	at Wyoming*											
M1	at UNLV*											
M4	Boise State*											

^ = Starter / * = MW game

GILLIS' SEASON HIGHS

Points	-
FG Made	-
FG ATT	1 (2) vs Seattle (12/22/22)
3PT FG Made	-
3PT FG ATT	1 vs Seattle (12/22/22)
FT Made	-
FT ATT	-
Rebounds	-
Assists	-
Steals	-
Blocks	-
Minutes	3 vs Westminster (12/15/22)

GILLIS' CAREER HIGHS

Points	3 vs New Mexico State (11/19/21)
FG Made	1 vs New Mexico State (11/19/21)
FG ATT	1 (2) vs Seattle (12/22/22)
3PT FG Made	1 vs New Mexico State (11/19/21)
3PT FG ATT	1 (3) vs Seattle (12/22/22)
FT Made	-
FT ATT	2 Carroll College (11/29/21)
Rebounds	-
Assists	-
Steals	-
Blocks	-
Minutes	3 (2) vs Westminster (12/15/22)

#14 Connor Odom

5-11 • 165 • Junior • Guard

Annapolis, Maryland • Archbishop Spalding High School

CAREER SUPERLATIVES

FT < 1 min	Charges Drawn	Dunks
0-0	0	0

CAREER STATISTICS

	GP-GS	Min	Avg	FG-FGA	Pct	3FG-FGA	Pct	FT-FTA	Pct	Off	Def	Tot	Avg	PF	FO	A	TO	Blk	Stl	Pts	Avg
2021-22	6-0	9	1.5	1-4	.250	1-2	.500	0-0	.000	1	1	2	0.3	1	0	0	1	0	0	3	0.5
2022-23	3-0	3	1.0	0-0	.000	0-0	.000	0-0	.000	0	0	0	0.0	0	0	0	0	0	0	0	0.0
Total	9-0	12	1.3	1-4	.250	1-2	.500	0-0	.000	1	1	2	0.2	1	0	0	1	0	0	3	0.3

ODOM'S SEASON/CAREER SUPERLATIVES

Double-Figure Scoring:	-	/	-
20-Plus Points:	-	/	-
5-Plus Assists:	-	/	-
5-Plus Rebounds:	-	/	-

CHIP OFF THE OLD BLOCK

Odom is the oldest of two sons of USU head coach Ryan Odom.

AGGIE DEBUT

Made his Aggie debut at Nevada, playing in the final two minutes against the Wolf Pack, collecting one rebound and attempting one 3-point field goal in 2021-22.

ODOM GAME-BY-GAME IN 2022-23

Date	Opponent	MIN	FG	3FG	FT	O-D-T	PF	A	TO	B	S	TP
N7	Utah Valley	DNP-C										
N11	Bradley	DNP-C										
N14	Santa Clara	DNP-C										
N17	at San Diego	DNP-C										
N22	Oral Roberts	DNP-C										
D1	Utah Tech	DNP-C										
D4	vs. San Francisco	DNP										
D10	vs. Loyola Marymount	DNP										
D15	Westminster College	DNP										
D19	Weber State	DNP										
D22	vs. Seattle	1	0-0	0-0	0-0	0-0-0	0	0	0	0	0	0
D23	vs. SMU	DNP-C										
D25	vs. Washington St.	DNP-C										
D31	Fresno State*	DNP-C										
J3	at Air Force*	DNP-C										
J7	at Boise State*	DNP-C										
J10	Wyoming*	1	0-0	0-0	0-0	0-0-0	0	0	0	0	0	0
J13	at Nevada*	DNP-C										
J17	UNLV*	DNP-C										
J21	San José State*	DNP-C										
J25	at San Diego State*	DNP-C										
J28	at Fresno State*	1	0-0	0-0	0-0	0-0-0	0	0	0	0	0	0
F1	New Mexico*	DNP-C										
F4	at Colorado State*	DNP-C										
F8	San Diego State*											
F11	at San José State*											
F14	Air Force*											
F18	Nevada*											
F21	at Wyoming*											
M1	at UNLV*											
M4	Boise State*											

^ = Starter / * = MW game

ODOM'S SEASON HIGHS

Points	-
FG Made	-
FG ATT	-
3PT FG Made	-
3PT FG ATT	-
FT Made	-
FT ATT	-
Rebounds	-
Assists	-
Steals	-
Blocks	-
Minutes	1 (3) at Fresno State (1/28/23)

ODOM'S CAREER HIGHS

Points	3 vs Air Force (3/9/22)
FG Made	1 vs Air Force (3/9/22)
FG ATT	1 (4) vs Air Force (3/9/22)
3PT FG Made	1 vs Air Force (3/9/22)
3PT FG ATT	1 (2) vs Air Force (3/9/22)
FT Made	-
FT ATT	-
Rebounds	1 (2) vs Air Force (3/9/22)
Assists	-
Steals	-
Blocks	-
Minutes	2 (4) vs Air Force (3/9/22)

#15 RYLAN JONES

#15 Rylan Jones

6-0 • 178 • Senior • Guard
Holladay, Utah • Olympus HS/Utah



CAREER SUPERLATIVES (AT USU)

FT < 1 min	Charges Drawn	Dunks
8-9	41	0

CAREER STATISTICS

	GP-GS	Min	Avg	FG-FGA	Pct	3FG-FGA	Pct	FT-FTA	Pct	Off	Def	Tot	Avg	PF	FO	A	TO	Blk	Stl	Pts	Avg
2019-20*	28-28	881	31.5	78-195	.400	49-127	.386	63-73	.863	5	77	82	2.9	77	2	125	76	1	41	268	9.6
2020-21*	17-15	419	24.6	25-70	.357	12-40	.300	12-17	.706	6	25	31	1.8	48	2	68	19	1	20	74	4.4
2021-22	31-22	838	27.0	77-177	.435	25-82	.305	23-26	.885	6	75	81	2.6	80	4	139	54	1	36	202	6.5
2022-23	13-10	256	19.7	18-49	.367	10-28	.357	9-15	.600	2	15	17	1.3	29	0	43	16	1	10	55	4.2
Total	89-75	2387	26.8	198-491	.403	96-277	.347	107-131	.817	19	192	211	2.4	234	8	375	165	4	107	599	6.7

* - at Utah

JONES GAME-BY-GAME IN 2022-23

Date	Opponent	MIN	FG	3FG	FT	O-D-T	PF	A	TO	B	S	TP
N7	Utah Valley	^24	2-6	1-1	1-2	0-2-2	0	8	0	0	1	6
N11	Bradley	^14	0-2	0-1	0-0	1-1-2	4	1	3	0	0	0
N14	Santa Clara	^27	3-6	3-6	0-0	0-2-2	3	8	0	1	0	9
N17	at San Diego	^11	1-2	0-1	0-0	0-0-0	3	3	1	0	0	2
N22	Oral Roberts	^33	3-9	2-5	2-4	0-1-1	4	7	3	0	2	10
D1	Utah Tech	^4	0-1	0-1	0-0	0-0-0	1	0	0	0	0	0
D4	vs. San Francisco	DNP-I										
D10	vs. Loyola Marymount	DNP-I										
D15	Westminster College	DNP-I										
D19	Weber State	22	2-2	1-1	1-1	0-0-0	1	0	1	0	1	6
D22	vs. Seattle	20	1-3	1-3	0-0	0-3-3	4	3	3	0	1	3
D23	vs. SMU	15	0-1	0-1	0-0	0-1-1	2	3	1	0	0	0
D25	vs. Washington State	^28	4-7	1-2	0-1	0-2-2	1	4	1	0	1	9
D31	Fresno State*	^16	0-2	0-1	2-2	0-0-0	3	3	3	0	1	2
J3	at Air Force*	^25	0-1	0-1	2-2	1-1-2	3	3	0	0	2	2
J7	at Boise State*	^17	2-7	1-4	1-3	0-2-2	0	0	0	0	1	6
J10	Wyoming*	DNP-I										
J13	at Nevada*	DNP-I										
J17	UNLV*	DNP-I										
J21	San José State*	DNP-I										
J25	at San Diego State*	DNP-I										
J28	at Fresno State*	DNP-I										
F1	New Mexico*	DNP-I										
F4	at Colorado State*	DNP-I										
F8	San Diego State*											
F11	at San José State*											
F14	Air Force*											
F18	Nevada*											
F21	at Wyoming*											
M1	at UNLV*											
M4	Boise State*											

^ = Starter / * = MW game

JONES' SEASON HIGHS

Points	10 vs Oral Roberts (11/22/22)
FG Made	4 vs. Washington State (12/25/22)
FG ATT	9 vs Oral Roberts (11/22/22)
3PT FG Made	3 vs Santa Clara (11/14/22)
3PT FG ATT	6 vs Santa Clara (11/14/22)
FT Made	2 (2) vs Fresno State (12/31/22)
FT ATT	4 vs Oral Roberts (11/22/22)
Rebounds	3 vs Seattle (12/22/22)
Assists	8 (2) vs Santa Clara (11/14/22)
Steals	2 (2) at Air Force (1/3/23)
Blocks	1 vs Santa Clara (11/14/22)
Minutes	33 vs Oral Roberts (11/22/22)

JONES' CAREER HIGHS

Points	25 BYU (12/4/19)
FG Made	9 BYU (12/4/19)
FG ATT	15 BYU (12/4/19)
3PT FG Made	5 vs New Mexico State (11/19/21)
3PT FG ATT	11 at UCLA (2/2/20)
FT Made	10 vs Penn (11/18/21)
FT ATT	10 (2) vs Penn (11/18/21)
Rebounds	10 Mississippi Valley State (11/8/19)
Assists	11 (2) New Orleans (12/11/21)
Steals	5 (2) Idaho State (12/8/20)
Blocks	1 (4) vs Santa Clara (11/14/22)
Minutes	47 vs Penn (11/18/21)

JONES' SEASON/CAREER SUPERLATIVES

Double-Figure Scoring:	1 time / 23 times
20-Plus Points:	- / 3 times
5-Plus Assists:	3 times / 37 times
10-Plus Assists:	- / 3 times
5-Plus Rebounds:	- / 5 times
10-Plus Rebounds:	- / 1 time
Double-Double:	- / 1 time
Triple-Double:	- / 1 time
Multiple Steals:	1 time / 27 times

PERFECT AT THE LINE

Jones was a perfect 6-for-6 from the line with less than a minute to play in the 2021-22 season.

TAKING AWAY THE CREDIT CARD

Jones led the Aggies with 27 charges taken in the 2021-22 season.

TWO-TIME UTAH MR. BASKETBALL

Jones is one of only three players in the history of the state that have been named Utah's Mr. Basketball in back-to-back years, joining Tyler Haws (BYU) and Jeff Johnson (Utah).

BACK TO HIS ROOTS

Jones returns to Cache Valley where he attended his freshman year in high school at Logan High School.

AGGIE BASKETBALL ROOTS

Jones' father, Chris, was an assistant coach for the Aggies from 2009-16.

AGGIE DEBUT

Jones made his Aggie debut in the 2021-22 season opener against UC Davis, scoring eight points and recording team highs of six assists and three steals in 29 minutes.

#20 ISAAC JOHNSON

7-0 • 235 • Sophomore • Center
 American Fork, Utah • American Fork HS/Oregon

CAREER SUPERLATIVES (AT USU)

FT < 1 min	Charges Drawn	Dunks
-	-	-

CAREER STATISTICS

	GP-GS	Min	Avg	FG-FGA	Pct	3FG-FGA	Pct	FT-FTA	Pct	Off	Def	Tot	Avg	PF	FO	A	TO	Blk	Stl	Pts	Avg
2021-22*	14-0	74	5.3	14-23	.609	0-1	.000	5-9	.556	4	12	16	1.1	19	0	3	8	0	0	33	2.4
2022-23	-	-	-	-	-	-	-	-	-	-	-	-	-	-	-	-	-	-	-	-	-
Total	14-0	74	5.3	14-23	.609	0-1	.000	5-9	.556	4	12	16	1.1	19	0	3	8	0	0	33	2.4

* - at Oregon



JOHNSON GAME-BY-GAME IN 2022-23

Date	Opponent	MIN	FG	3FG	FT	O-D-T	PF	A	TO	B	S	TP
N7	Utah Valley	DNP-RS										
N11	Bradley	DNP-RS										
N14	Santa Clara	DNP-RS										
N17	at San Diego	DNP-RS										
N22	Oral Roberts	DNP-RS										
D1	Utah Tech	DNP-RS										
D4	vs. San Francisco	DNP-RS										
D10	vs. Loyola Marymount	DNP-RS										
D15	Westminster College	DNP-RS										
D19	Weber State	DNP-RS										
D22	vs. Seattle	DNP-RS										
D23	vs. SMU	DNP-RS										
D25	vs. Washington St.	DNP-RS										
D31	Fresno State*	DNP-RS										
J3	at Air Force*	DNP-RS										
J7	at Boise State*	DNP-RS										
J10	Wyoming*	DNP-RS										
J13	at Nevada*	DNP-RS										
J17	UNLV*	DNP-RS										
J21	San José State*	DNP-RS										
J25	at San Diego State*	DNP-RS										
J28	at Fresno State*	DNP-RS										
F1	New Mexico*	DNP-RS										
F4	at Colorado State*	DNP-RS										
F8	San Diego State*											
F11	at San José State*											
F14	Air Force*											
F18	Nevada*											
F21	at Wyoming*											
M1	at UNLV*											
M4	Boise State*											

^ = Starter / * = MW game

JOHNSON'S SEASON HIGHS JOHNSON'S CAREER HIGHS

Points	-	8 vs. Chaminade (11/22/21)
FG Made	-	4 vs. Chaminade (11/22/21)
FG ATT	-	4 (3) vs. Portland (12/15/21)
3PT FG Made	-	-
3PT FG ATT	-	1 vs. Houston (11/24/21)
FT Made	-	3 vs. Houston (11/24/21)
FT ATT	-	3 vs. Houston (11/24/21)
Rebounds	-	2 (6) vs. Oregon State (1/29/22)
Assists	-	1 (3) vs. Chaminade (11/22/21)
Steals	-	-
Blocks	-	-
Minutes	-	12 vs. Montana (11/29/21)

JOHNSON'S SEASON/CAREER SUPERLATIVES

Double-Figure Scoring:	-	/	-
20-Plus Points:	-	/	-
5-Plus Assists:	-	/	-
5-Plus Rebounds:	-	/	-
Multiple Steals:	-	/	-

WHITE SHIRTS, BLACK TAGS

Johnson is one of five returned missionaries for The Church of Jesus Christ of Latter-day Saints on the Utah State roster, serving in Ohio.

BACK TO HIS ROOTS

Johnson returns to the Beehive State after spending a season at the University of Oregon. Johnson prepped at American Fork High School (Utah), where he was ranked the No. 53 recruit in ESPN's 2019 top-100 recruit list, and earned third-team all-state honors by the *Deseret News*.

#21 MASON FALSLEV



#21 MASON FALSLEV

6-3 • 190 • Freshman • Guard
Benson, Utah • Sky View HS

CAREER SUPERLATIVES

FT < 1 min	Charges Drawn	Dunks
-	-	-

CAREER STATISTICS

	GP-GS	Min	Avg	FG-FGA	Pct	3FG-FGA	Pct	FT-FTA	Pct	Off	Def	Tot	Avg	PF	FO	A	TO	Blk	Stl	Pts Avg	
2022-23	-	-	-	-	-	-	-	-	-	-	-	-	-	-	-	-	-	-	-	-	-
Total	-	-	-	-	-	-	-	-	-	-	-	-	-	-	-	-	-	-	-	-	-

FALSLEV'S SEASON/CAREER SUPERLATIVES

Double-Figure Scoring:	-	/	-
20-Plus Points:	-	/	-
5-Plus Assists:	-	/	-
5-Plus Rebounds:	-	/	-
Multiple Steals:	-	/	-

FALSLEV GAME-BY-GAME IN 2022-23

Date	Opponent	MIN	FG	3FG	FT	O-D-T	PF	A	TO	B	S	TP
N7	Utah Valley	DNP-RS										
N11	Bradley	DNP-RS										
N14	Santa Clara	DNP-RS										
N17	at San Diego	DNP-RS										
N22	Oral Roberts	DNP-RS										
D1	Utah Tech	DNP-RS										
D4	vs. San Francisco	DNP-RS										
D10	vs. Loyola Marymount	DNP-RS										
D15	Westminster College	DNP-RS										
D19	Weber State	DNP-RS										
D22	vs. Seattle	DNP-RS										
D23	vs. SMU	DNP-RS										
D25	vs. Washington St.	DNP-RS										
D31	Fresno State*	DNP-RS										
J3	at Air Force*	DNP-RS										
J7	at Boise State*	DNP-RS										
J10	Wyoming*	DNP-RS										
J13	at Nevada*	DNP-RS										
J17	UNLV*	DNP-RS										
J21	San José State*	DNP-RS										
J25	at San Diego State*	DNP-RS										
J28	at Fresno State*	DNP-RS										
F1	New Mexico*	DNP-RS										
F4	at Colorado State*	DNP-RS										
F8	San Diego State*											
F11	at San José State*											
F14	Air Force*											
F18	Nevada*											
F21	at Wyoming*											
M1	at UNLV*											
M4	Boise State*											

^ = Starter / * = MW game

WHITE SHIRTS, BLACK TAGS

Falslev is one of five returned missionaries for The Church of Jesus Christ of Latter-day Saints on the Utah State roster, serving in Brazil.

HOMETOWN KID

Falslev is one of two Cache Valley natives on the Utah State roster, graduating from Sky View High School.

ALL IN THE FAMILY

Mason is not the only Falslev on a Utah State basketball team as his cousin, Kinley, is a junior on the women's team.

AWARD WINNING

Falslev was named Named *The Herald Journal* Male Scholar-Athlete of the Year in 2020. Falslev earned back-to-back 4A state MVP honors in basketball and was the 2019 4A MVP in football. He led SVHS to 2019 state titles in football and basketball, and a runner-up finish in basketball during the 2020 season.

FALSLEV'S SEASON HIGHS

FALSLEV'S CAREER HIGHS

Points	-	-
FG Made	-	-
FG ATT	-	-
3PT FG Made	-	-
3PT FG ATT	-	-
FT Made	-	-
FT ATT	-	-
Rebounds	-	-
Assists	-	-
Steals	-	-
Blocks	-	-
Minutes	-	-

#23 TAYLOR FUNK

6-9 • 220 • Graduate • Forward
Lancaster, Pennsylvania • Manheim Central HS/Saint Joseph's

CAREER SUPERLATIVES (AT USU)

FT < 1 min	Charges Drawn	Dunks
4-4	4	8

CAREER STATISTICS

	GP-GS	Min	Avg	FG-FGA	Pct	3FG-FGA	Pct	FT-FTA	Pct	Off	Def	Tot	Avg	PF	FO	A	TO	Blk	Stl	Pts	Avg
2017-18*	32-21	920	28.8	127-298	.426	84-213	.394	41-49	.837	33	123	156	4.9	72	1	43	34	15	25	379	11.8
2018-19*	33-24	905	27.4	102-272	.375	54-177	.305	19-26	.731	36	144	180	5.5	73	0	44	34	15	20	277	8.4
2019-20*	7-7	210	30.0	26-65	.400	11-44	.250	3-9	.333	15	21	36	5.1	17	0	16	10	7	2	66	9.4
2020-21*	20-20	644	32.2	119-247	.482	52-147	.354	57-68	.838	36	77	113	5.7	55	1	30	28	15	15	347	17.4
2021-22*	28-28	1014	36.2	117-288	.406	76-204	.373	60-69	.870	41	144	185	6.6	43	0	49	42	9	24	370	13.2
2022-23	23-23	701	30.5	119-262	.454	63-154	.409	29-32	.906	30	95	125	5.4	38	0	45	34	15	18	330	14.3
Total	143-123	4394	30.7	610-1432	.426	340-939	.362	209-253	.826	191	604	795	5.6	298	2	227	182	76	104	1769	12.4

* at Saint Joseph's

FUNK'S SEASON/CAREER SUPERLATIVES

Double-Figure Scoring:	18 times / 91 times
20-Plus Points:	7 times / 23 times
5-Plus Assists:	2 times / 4 times
5-Plus Rebounds:	13 times / 90 times
10-Plus Rebounds:	4 times / 14 times
Double-Double:	3 times / 9 times
Multiple Steals:	3 times / 22 times

AGGIE DEBUT

Funk made his Utah State debut starting in the season-opener against Utah Valley (Nov. 7), as he logged a double-double with 18 points and a career-high-tying 14 rebounds in 30 minutes.

ATLANTIC 10 STANDOUT

Funk finished among the top-20 of the Atlantic 10 in scoring, averaging 13.2 points per game, during the 2021-22 season. He finished second in the Atlantic 10 each of the last two years in 3-point field goal makes, averaging 2.6 per game as a junior and 2.7 as a senior. Last season, Funk ranked among the top 15 in the A-10, pulling down 6.6 rebounds per game.

EARNING THE DEGREES

Funk earned a bachelor's degree in communications and a graduate certificate in business at Saint Joseph's. He is currently pursuing a second bachelor's in anthropology at Utah State.

FUNK GAME-BY-GAME IN 2022-23

Date	Opponent	MIN	FG	3FG	FT	O-D-T	PF	A	TO	B	S	TP
N7	Utah Valley	^30	8-15	2-7	0-0	3-11-14	2	2	2	1	0	18
N11	Bradley	^23	4-9	2-4	3-4	3-5-8	3	0	2	3	2	13
N14	Santa Clara	^27	9-16	4-6	0-0	3-9-12	1	3	0	0	5	22
N17	at San Diego	^39	6-14	5-10	3-4	2-4-6	3	1	2	2	1	20
N22	Oral Roberts	^32	6-11	6-8	0-0	1-4-5	2	4	1	0	0	18
D1	Utah Tech	^36	6-12	5-10	3-3	2-6-8	3	7	2	1	1	20
D4	vs. San Francisco	^34	4-14	2-7	3-3	1-6-7	0	1	2	0	0	13
D10	vs. Loyola Marymount	^37	3-11	0-4	0-0	0-10-10	3	0	2	1	0	6
D15	Westminster College	DNP-1										
D19	Weber State	^28	4-13	2-9	0-0	1-4-5	1	1	0	0	1	10
D22	vs. Seattle	^24	4-9	3-7	0-0	0-1-1	2	2	0	1	1	11
D23	vs. SMU	^28	3-12	0-7	1-1	1-0-1	1	2	2	0	0	7
D25	vs. Washington State	^29	5-10	2-5	0-0	0-3-3	3	3	2	1	0	12
D31	Fresno State*	^18	2-8	0-6	0-0	0-1-1	1	0	1	0	0	4
J3	at Air Force*	^29	6-11	2-4	2-2	1-1-2	1	0	1	0	1	16
J7	at Boise State*	^28	5-8	4-5	0-0	0-3-3	4	1	2	1	0	14
J10	Wyoming*	^33	7-13	4-8	4-4	2-3-5	2	3	3	1	0	22
J13	at Nevada*	^37	6-12	3-7	0-0	3-7-10	0	1	0	0	2	15
J17	UNLV*	^32	7-11	6-9	0-0	2-4-6	0	5	6	2	0	20
J21	San José State*	^32	2-5	1-2	3-3	0-1-1	1	2	1	1	0	8
J25	at San Diego State*	^33	8-13	4-9	2-3	0-4-4	0	1	0	0	3	22
J28	at Fresno State*	^33	3-11	1-6	2-2	0-3-3	1	2	1	0	0	9
F1	New Mexico*	^29	3-11	0-5	3-3	4-3-7	3	2	2	0	0	9
F4	at Colorado State*	^31	8-13	5-9	0-0	1-2-3	1	2	0	0	1	21
F8	San Diego State*											
F11	at San José State*											
F14	Air Force*											
F18	Nevada*											
F21	at Wyoming*											
M1	at UNLV*											
M4	Boise State*											

^ = Starter / * = MW game

FUNK'S SEASON HIGHS

FUNK'S CAREER HIGHS

Points	22 (3) at San Diego State (1/25/23)	26 vs. Dayton (2/24/21)
FG Made	9 vs Santa Clara (11/14/22)	11 (2) at Rhode Island (1/3/21)
FG ATT	16 vs Santa Clara (11/14/22)	21 at Rhode Island (1/3/21)
3PT FG Made	6 (2) vs UNLV (1/17/23)	8 vs. Georgetown (11/26/21)
3PT FG ATT	10 (2) vs Utah Tech (12/1/22)	15 vs. St. John's (NY) (12/20/17)
FT Made	4 vs Wyoming (1/10/23)	11 (2) vs. VCU (1/22/22)
FT ATT	4 (3) vs Wyoming (1/10/23)	11 (2) vs. VCU (1/22/22)
Rebounds	14 vs Utah Valley (11/7/22)	14 (2) vs Utah Valley (11/7/22)
Assists	7 vs Utah Tech (12/1/22)	7 (2) vs Utah Tech (12/1/22)
Steals	5 vs Santa Clara (11/14/22)	5 vs Santa Clara (11/14/22)
Blocks	3 vs Bradley (11/11/22)	3 (3) vs Bradley (11/11/22)
Minutes	39 at San Diego (11/17/22)	46 at George Mason (1/20/21)

#24 ZEE HAMODA

#24 Zee Hamoda

6-7 • 170 • Sophomore • Forward
Riffa, Bahrain • Bridgton Academy



CAREER SUPERLATIVES

FT < 1 min	Charges Drawn	Dunks
1-1	1	4

CAREER STATISTICS

	GP-GS	Min	Avg	FG-FGA	Pct	3FG-FGA	Pct	FT-FTA	Pct	Off	Def	Tot	Avg	PF	FO	A	TO	Blk	Stl	Pts	Avg
2021-22	28-0	220	7.9	28-77	.364	10-41	.244	6-10	.600	5	26	31	1.1	26	0	15	18	6	7	72	2.6
2022-23	23-0	377	16.4	47-115	.409	19-48	.396	14-17	.824	14	53	67	2.9	42	0	18	36	8	10	127	5.5
Total	51-0	597	11.7	75-192	.391	29-89	.326	20-27	.741	19	79	98	1.9	68	0	33	54	14	17	199	3.9

HAMODA GAME-BY-GAME IN 2022-23

Date	Opponent	MIN	FG	3FG	FT	O-D-T	PF	A	TO	B	S	TP
N7	Utah Valley	19	1-6	0-1	1-2	1-2-3	3	0	0	1	0	3
N11	Bradley	22	4-7	3-4	4-4	0-4-4	3	2	1	2	1	15
N14	Santa Clara	17	0-7	0-3	2-2	0-3-3	1	3	1	1	1	2
N17	at San Diego	16	4-8	1-3	0-0	0-2-2	2	1	1	1	1	9
N22	Oral Roberts	16	2-3	1-2	2-2	0-3-3	3	1	1	1	0	7
D1	Utah Tech	22	1-5	0-3	0-0	0-1-1	4	3	3	0	0	2
D4	vs. San Francisco	25	3-9	1-3	0-0	1-6-7	1	1	2	1	0	7
D10	vs. Loyola Marymount	11	2-3	0-0	0-0	0-2-2	1	0	2	0	0	4
D15	Westminster College	25	10-12	6-7	2-3	0-4-4	2	3	2	0	4	28
D19	Weber State	17	1-4	0-1	0-0	0-4-4	0	0	2	0	0	2
D22	vs. Seattle	21	4-5	1-2	0-0	2-1-3	3	0	1	0	0	9
D23	vs. SMU	21	1-5	0-4	0-0	2-4-6	3	0	3	0	0	2
D25	vs. Washington State	6	0-3	0-0	0-0	1-0-1	1	0	0	0	0	0
D31	Fresno State*	24	5-6	3-3	0-0	1-3-4	2	2	2	0	1	13
J3	at Air Force*	15	4-5	0-0	1-2	1-2-3	2	0	4	0	0	9
J7	at Boise State*	19	0-5	0-2	0-0	1-2-3	2	1	2	1	1	0
J10	Wyoming*	12	2-5	1-1	0-0	0-3-3	2	0	1	0	0	5
J13	at Nevada*	7	0-3	0-2	0-0	0-1-1	2	0	1	0	0	0
J17	UNLV*	DNP-1										
J21	San José State*	12	1-3	1-1	0-0	0-1-1	2	0	2	0	0	3
J25	at San Diego State*	15	0-2	0-2	0-0	1-1-2	1	0	0	0	0	0
J28	at Fresno State*	17	1-4	0-1	2-2	2-3-5	1	1	1	0	0	4
F1	New Mexico*	6	0-2	0-0	0-0	1-0-1	0	0	2	0	0	0
F4	at Colorado State*	12	1-3	1-3	0-0	0-1-1	1	0	2	0	1	3
F8	San Diego State*											
F11	at San José State*											
F14	Air Force*											
F18	Nevada*											
F21	at Wyoming*											
M1	at UNLV*											
M4	Boise State*											

^ = Starter / * = MW game

HAMODA'S SEASON HIGHS

Points	28 vs Westminster (12/15/22)
FG Made	10 vs Westminster (12/15/22)
FG ATT	12 vs Westminster (12/15/22)
3PT FG Made	6 vs Westminster (12/15/22)
3PT FG ATT	7 vs Westminster (12/15/22)
FT Made	4 vs Bradley (11/11/22)
FT ATT	4 vs Bradley (11/11/22)
Rebounds	7 vs. San Francisco (12/4/22)
Assists	3 (3) vs Westminster (12/15/22)
Steals	4 vs Westminster (12/15/22)
Blocks	2 vs Bradley (11/11/22)
Minutes	25 (2) vs Westminster (12/15/22)

HAMODA'S CAREER HIGHS

Points	28 vs Westminster (12/15/22)
FG Made	10 vs Westminster (12/15/22)
FG ATT	12 vs Westminster (12/15/22)
3PT FG Made	6 vs Westminster (12/15/22)
3PT FG ATT	7 vs Westminster (12/15/22)
FT Made	4 vs Bradley (11/11/22)
FT ATT	4 (2) vs Bradley (11/11/22)
Rebounds	7 vs. San Francisco (12/4/22)
Assists	3 (4) vs Westminster (12/15/22)
Steals	4 vs Westminster (12/15/22)
Blocks	2 (3) vs Bradley (11/11/22)
Minutes	25 (2) vs Westminster (12/15/22)

HAMODA'S SEASON/CAREER SUPERLATIVES

Double-Figure Scoring:	3 times / 5 times
20-Plus Points:	1 time / 1 time
5-Plus Assists:	- / -
5-Plus Rebounds:	3 times / 3 times
Multiple Blocks:	1 time / 3 times
Multiple Steals:	1 time / 2 times

FIRST FROM BAHRAIN

Hamoda is the first NCAA Division I men's basketball player from Bahrain.

LEARNED IT FROM WATCHING YOU

Hamoda grew up watching the NBA on TV and became a strong Los Angeles Lakers fan. His number (#24) matches his favorite NBA player, Kobe Bryant.

AGGIE DEBUT

Hamoda made his Utah State debut in the 2021-22 season opener against UC Davis, appearing in three minutes of action.

HOW DO YOU SAY THAT?

ZEE ha MOE da



#30 DAN AKIN

6-9 • 225 • Graduate • Forward
 London, England • Barking Abbey/UMBC/Cal Baptists

CAREER SUPERLATIVES (AT USU)

FT < 1 min	Charges Drawn	Dunks
8-13	8	32

CAREER STATISTICS

	GP-GS	Min	Avg	FG-FGA	Pct	3FG-FGA	Pct	FT-FTA	Pct	Off	Def	Tot	Avg	PF	FO	A	TO	Blk	Stl	Pts	Avg
2017-18*	36-20	608	16.9	48-74	.649	0-0	.000	30-74	.405	48	73	121	3.4	79	1	12	36	8	12	126	3.5
2018-19*	7-6	184	26.3	20-37	.541	0-0	.000	12-28	.429	23	33	56	8.0	16	0	6	16	0	5	52	7.4
2019-20*	32-30	670	21.0	72-129	.558	0-0	.000	34-88	.386	50	110	160	5.0	86	2	13	39	16	14	178	5.6
2020-21*	16-5	359	22.4	44-77	.571	0-0	.000	38-73	.521	31	72	103	6.4	42	0	12	19	12	6	126	7.9
2021-22#	34-33	914	26.9	112-210	.533	0-1	.000	142-205	.693	67	207	274	8.1	108	6	50	80	35	25	366	10.8
2022-23	24-1	664	27.7	102-159	.642	1-1	1.000	96-137	.701	41	137	178	7.4	64	0	19	35	19	9	301	12.5
Total	149-95	3399	22.8	398-686	.580	1-2	.500	352-605	.582	260	632	892	6.0	395	9	112	225	90	71	1149	7.7

* at UMBC / # at Cal Baptist

AKIN GAME-BY-GAME IN 2022-23

Date	Opponent	MIN	FG	3FG	FT	O-D-T	PF	A	TO	B	S	TP
N7	Utah Valley	27	3-4	0-0	0-4	0-5-5	3	1	5	0	0	6
N11	Bradley	22	4-5	0-0	2-3	2-9-11	2	2	2	0	0	10
N14	Santa Clara	26	5-7	0-0	3-3	1-4-5	4	1	2	2	1	13
N17	at San Diego	35	7-11	0-0	7-11	5-10-15	3	0	2	1	0	21
N22	Oral Roberts	26	3-5	0-0	6-8	0-9-9	0	0	0	0	1	12
D1	Utah Tech	31	6-7	0-0	3-5	0-5-5	1	1	0	1	1	15
D4	vs. San Francisco	33	8-11	0-0	3-5	3-2-5	2	0	1	0	2	19
D10	vs. Loyola Marymount	21	4-7	0-0	6-6	0-3-3	4	0	1	1	0	14
D15	Westminster College	^29	4-6	0-0	2-3	0-2-2	2	0	2	0	0	10
D19	Weber State	31	3-6	0-0	6-11	0-10-10	2	1	1	1	0	12
D22	vs. Seattle	27	5-9	0-0	5-7	1-7-8	3	0	1	1	0	15
D23	vs. SMU	26	1-4	0-0	6-6	2-5-7	3	2	1	0	0	8
D25	vs. Washington State	22	5-5	0-0	0-1	1-2-3	4	1	4	2	0	10
D31	Fresno State*	32	2-7	0-0	7-9	3-10-13	2	0	0	1	1	11
J3	at Air Force*	29	2-5	0-0	5-8	1-6-7	2	0	0	2	0	9
J7	at Boise State*	23	2-5	0-0	1-4	1-2-3	4	0	0	0	1	5
J10	Wyoming*	28	7-12	0-0	2-2	3-12-15	3	0	0	2	0	16
J13	at Nevada*	28	2-7	0-0	4-5	4-3-7	4	1	2	0	0	8
J17	UNLV*	29	3-4	0-0	3-4	2-7-9	2	1	3	0	0	9
J21	San José State*	24	5-5	0-0	3-5	2-5-7	2	1	2	1	0	13
J25	at San Diego State*	31	6-7	0-0	3-5	4-6-10	4	1	1	1	2	15
J28	at Fresno State*	29	8-10	1-1	6-7	3-5-8	2	0	2	3	0	23
F1	New Mexico*	27	4-6	0-0	8-9	2-4-6	3	5	1	0	0	16
F4	at Colorado State*	27	3-4	0-0	5-6	1-5-6	3	1	2	0	0	11
F8	San Diego State*											
F11	at San José State*											
F14	Air Force*											
F18	Nevada*											
F21	at Wyoming*											
M1	at UNLV*											
M4	Boise State*											

^ = Starter / * = MW game

AKIN'S SEASON HIGHS

Points	23 at Fresno State (1/28/23)
FG Made	8 (2) at Fresno State (1/28/23)
FG ATT	12 vs Wyoming (1/10/23)
3PT FG Made	1 at Fresno State (1/28/23)
3PT FG ATT	1 (2) at Fresno State (1/28/23)
FT Made	8 vs New Mexico (2/1/23)
FT ATT	11 (2) vs Weber State (12/19/22)
Rebounds	15 (2) vs Wyoming (1/10/23)
Assists	5 vs New Mexico (2/1/23)
Steals	2 (2) at San Diego State (1/25/23)
Blocks	3 at Fresno State (1/28/23)
Minutes	35 at San Diego (11/17/22)

AKIN'S CAREER HIGHS

Points	24 at UC Riverside (12/12/21)
FG Made	10 at UC Riverside (12/12/21)
FG ATT	13 vs. Utah Tech (1/12/22)
3PT FG Made	1 at Fresno State (1/28/23)
3PT FG ATT	1 (2) at Fresno State (1/28/23)
FT Made	12 at Tarleton State (1/20/22)
FT ATT	15 vs. Utah Tech (1/12/22)
Rebounds	17 at UTRGV (2/12/22)
Assists	5 (2) vs New Mexico (2/1/23)
Steals	3 (4) vs. Sam Houston (1/26/22)
Blocks	6 at Tarleton State (12/12)
Minutes	40 vs. Seattle U (1/17/22)

AKIN'S SEASON/CAREER SUPERLATIVES

Double-Figure Scoring:	18 times / 56 times
20-Plus Points:	2 times / 5 times
5-Plus Assists:	1 time / 2 times
5-Plus Blocks:	- / 1 time
5-Plus Rebounds:	21 times / 91 times
10-Plus Rebounds:	6 times / 26 times
Double-Double:	6 times / 21 times
Multiple Steals:	2 times / 14 times

AGGIE DEBUT

Akin made his Utah State debut in the season-opener against Utah Valley (Nov. 7), logging six points and five rebounds in 27 minutes of action.

AWARD WINNING

Akin was named to the 2017-18 America East All-Rookie Team and was a member of the all-tournament team.

MARK IN HISTORY

Akin previously played under current USU head coach Ryan Odom at UMBC. He was on the squad and scored the first basket in UMBC's historic NCAA Tournament victory over top-seeded Virginia during the 2017-18 season.

REUNITED AND IT FEELS SO GOOD

Akin reunites with former UMBC and Barking Abbey teammate RJ Eytte-Rock on the 2022-23 USU roster.

EARNING THE DEGREES

Akin earned a bachelor's degree in sociology at UMBC and master's in kinesiology at Cal Baptist. He is currently pursuing a second bachelor's degree in agricultural systems technology at Utah State.

#32 TREVIN DORIUS

#32 Trevin Dorius

7-1 • 240 • Senior • Center
Heber City, Utah • Wasatch High School



CAREER SUPERLATIVES

FT < 1 min	Charges Drawn	Dunks
4-6	3	50

CAREER STATISTICS

	GP-GS	Min	Avg	FG-FGA	Pct	3FG-FGA	Pct	FT-FTA	Pct	Off	Def	Tot	Avg	PF	FO	A	TO	Blk	Stl	Pts	Avg
2019-20	25-3	216	8.6	28-54	.519	0-0	.000	12-31	.387	26	38	64	2.6	33	0	5	13	9	4	68	2.7
2020-21	25-0	189	7.6	22-41	.537	0-0	.000	7-17	.412	27	40	67	2.7	34	0	7	17	12	14	51	2.0
2021-22	30-1	243	8.1	31-52	.596	0-0	.000	20-34	.588	27	50	77	2.6	52	1	4	11	11	8	82	2.7
2022-23	24-24	328	13.7	53-92	.576	0-0	.000	27-40	.675	41	47	88	3.7	51	1	6	17	25	12	133	5.5
Total	104-28	976	9.4	134-239	.561	0-0	.000	66-122	.541	121	175	296	2.8	170	2	22	58	57	38	334	3.2

DORIUS' SEASON/CAREER SUPERLATIVES

Double-Figure Scoring:	4 times / 8 times
20-Plus Points:	- / -
5-Plus Assists:	- / -
5-Plus Rebounds:	6 times / 22 times
10-Plus Rebounds:	- / 2 times
Double-Double:	- / 1 time
Multiple Blocks:	6 times / 13 times

WHITE SHIRTS, BLACK TAGS

Dorius is one of five returned missionaries for The Church of Jesus Christ of Latter-day Saints on the Utah State roster, serving in Scottsdale, Arizona, from 2017-19.

GOOD GENETICS

Dorius' parents were each collegiate athletes as his father played basketball at Snow Junior College, while his mother was a swimmer at BYU.

AGGIE DEBUT

Made his Aggie debut in the 2019-20 opener against Montana State, scoring two points and pulling down two rebounds in five minutes of action.

HAPPY WIFE, HAPPY LIFE

Dorius is one of two married players on the team and married his wife, Kalley, in May 2022.

EARNING THE DEGREES

Dorius earned a bachelor's degree in management at USU before earned his master's of business administration from Utah State in the fall of 2022.

DORIUS GAME-BY-GAME IN 2022-23

Date	Opponent	MIN	FG	3FG	FT	O-D-T	PF	A	TO	B	S	TP
N7	Utah Valley	^14	0-2	0-0	0-0	2-0-2	0	0	1	1	0	0
N11	Bradley	^18	3-6	0-0	0-0	1-5-6	2	0	0	0	0	6
N14	Santa Clara	^14	4-5	0-0	3-4	2-1-3	0	0	1	0	1	11
N17	at San Diego	^10	1-2	0-0	0-0	1-0-1	2	0	1	1	0	2
N22	Oral Roberts	^13	2-4	0-0	0-0	2-1-3	1	1	0	1	0	4
D1	Utah Tech	^10	1-2	0-0	0-0	1-3-4	1	0	0	0	1	2
D4	vs. San Francisco	^7	1-1	0-0	2-2	0-1-1	4	0	1	0	0	4
D10	vs. Loyola Marymount	^19	3-6	0-0	1-2	3-5-8	2	1	0	1	0	7
D15	Westminster College	^15	3-5	0-0	1-2	2-0-2	2	0	1	1	1	7
D19	Weber State	^9	0-1	0-0	0-0	0-1-1	3	0	0	2	0	0
D22	vs. Seattle	^8	1-3	0-0	0-1	1-2-3	1	0	0	2	0	2
D23	vs. SMU	^13	3-4	0-0	0-0	4-5-9	4	1	0	2	0	6
D25	vs. Washington State	^21	4-6	0-0	4-6	3-1-4	2	2	0	0	2	12
D31	Fresno State*	^8	2-3	0-0	3-4	3-0-3	1	0	0	1	0	7
J3	at Air Force*	^11	2-2	0-0	0-0	1-3-4	1	0	0	0	1	4
J7	at Boise State*	^18	3-5	0-0	0-0	0-3-3	2	0	0	2	0	6
J10	Wyoming*	^9	1-2	0-0	0-0	0-4-4	3	0	0	1	0	2
J13	at Nevada*	^14	3-6	0-0	5-6	2-3-5	5	0	1	2	1	11
J17	UNLV*	^17	4-6	0-0	2-3	0-0-0	4	0	1	1	1	10
J21	San José State*	^18	4-8	0-0	0-0	3-1-4	1	0	2	2	1	8
J25	at San Diego State*	^15	1-2	0-0	0-0	1-2-3	3	0	3	2	0	2
J28	at Fresno State*	^10	3-4	0-0	0-0	2-1-3	4	1	1	1	1	6
F1	New Mexico*	^20	2-5	0-0	3-6	4-2-6	3	0	1	1	2	7
F4	at Colorado State*	^16	2-2	0-0	3-4	3-3-6	0	0	3	1	0	7
F8	San Diego State*											
F11	at San José State*											
F14	Air Force*											
F18	Nevada*											
F21	at Wyoming*											
M1	at UNLV*											
M4	Boise State*											

^ = Starter / * = MW game

DORIUS' SEASON HIGHS

Points	12 vs Washington State (12/25/22)
FG Made	4 (4) vs San José State (1/21/23)
FG ATT	8 vs San José State (1/21/23)
3PT FG Made	-
3PT FG ATT	-
FT Made	5 at Nevada (1/13/23)
FT ATT	6 (2) vs New Mexico (2/1/23)
Rebounds	9 vs SMU (12/23/22)
Assists	2 vs Washington State (12/25/22)
Steals	2 (2) vs New Mexico (2/1/23)
Blocks	2 (7) at San Diego State (1/25/23)
Minutes	21 vs Washington State (12/25/22)

DORIUS' CAREER HIGHS

Points	12 (3) vs Washington State (12/25/22)
FG Made	6 New Orleans (12/11)
FG ATT	8 (2) vs San José State (1/21/23)
3PT FG Made	-
3PT FG ATT	-
FT Made	5 at Nevada (1/13/23)
FT ATT	7 UC Davis (1/19/21)
Rebounds	11 St. Katherine (12/10/19)
Assists	2 (3) vs Washington State (12/25/22)
Steals	3 San José State (12/21/20)
Blocks	2 (14) at San Diego State (1/25/23)
Minutes	24 St. Katherine (12/10/19)

2022-23 UTAH STATE BOX SCORES

GAME 1 UTAH VALLEY AT UTAH STATE NOVEMBER 7, 2022 • DEE GLEN SMITH SPECTRUM

Utah Valley (0-1,0-0 WAC) -vs- Utah St. (1-0,0-0 Mountain West)
11/07/22 at Dee Glen Smith Spectrum, Logan, UT

Date: 11/07/22
Time: 7:00 PM
Attendance: 7,430
Site: Dee Glen Smith Spectrum, Logan, UT
Referees: Nate Melson, Mike Kashirsky, Jeff Malham

Score By Period	1	2	Total
Utah Valley	28	30	58
Utah St.	41	34	75

Utah Valley 58

#	Player	GS	MIN	FG	3PT	FT	ORB-DRB	REB	PF	A	TO	BLK	STL	PTS
55	Bandaogo,Aziz	*	31	7-9	2-2	1-1	2-4	6	4	2	1	3	0	17
00	Harmon,Justin	*	29	2-12	0-3	5-7	0-9	9	2	0	2	0	2	9
04	Woodbury,Trey	*	18	4-12	0-3	0-0	1-0	1	4	3	2	0	0	8
02	Ceaser,Tim	*	21	1-3	1-3	0-0	0-5	5	2	0	1	0	2	3
01	Diarhard,Le'Tre	*	28	0-6	0-5	1-3	0-0	0	2	1	3	0	1	1
10	Allford,Cam	*	24	3-7	0-1	7-8	0-3	3	1	1	0	0	0	13
05	Fuller,Tim	*	17	1-4	0-0	1-1	1-1	2	2	0	0	0	0	3
13	McClanahan,Jaden	*	10	1-2	0-1	0-0	1-1	1	0	0	0	0	0	2
35	Potter,Ethan	*	4	1-3	0-1	0-0	1-0	1	0	0	0	0	0	2
03	Nield,Blaze	*	18	0-3	0-0	0-0	0-3	3	1	1	0	0	0	0
TM TEAM			0	0-0	0-0	0-0	2-1	3	0	0	0	0	0	0
Totals			200	20-61	3-19	15-20	7-27	34	18	8	9	3	6	58

Team Summary	FG	3PT	FT
First Half	10-33 30.30%	2-10 20.00%	6-8 75.00%
Second Half	10-28 35.71%	1-9 11.11%	9-12 75.00%
Total	20-61 32.8%	3-19 15.8%	15-20 75.0%

Technical Fouls: (2) Harmon,Justin
Lead Changed: 5 times(s)
Second Chance Points: 6
Points off Turnovers: 9
Scores Tied: 3 times(s)
Bench Points: 20
Points In the Paint: 28
Largest Lead: 0 0
Fast Break Points: 6

Utah St. 75

#	Player	GS	MIN	FG	3PT	FT	ORB-DRB	REB	PF	A	TO	BLK	STL	PTS
02	Bairstow,Sean	*	29	8-13	2-2	1-2	2-5	7	2	1	0	1	0	19
01	Funk,Taylor	*	30	8-15	2-7	0-0	3-11	14	2	2	2	1	0	18
11	Shulga,Max	*	28	4-9	2-4	4-4	1-6	7	3	0	1	1	0	14
15	Jones,Rylan	*	24	2-6	1-1	1-2	0-2	2	0	8	0	0	1	6
03	Dorius,Trevin	*	14	0-2	0-0	0-0	2-0	2	0	0	1	1	0	0
03	Ashworth,Steven	*	23	3-9	1-4	2-2	1-5	6	2	5	0	0	0	9
30	Akin,Daniel	*	27	3-4	0-0	0-4	0-5	5	3	1	5	0	0	6
24	Hamoda,Zee	*	19	1-6	0-1	1-2	1-2	3	0	0	1	0	0	3
05	Eytle-Rock,RJ	*	6	0-0	0-0	0-0	0-0	0	1	0	0	0	0	0
TM TEAM			0	0-0	0-0	0-0	0-1	1	0	0	1	0	0	0
Totals			200	29-64	8-19	9-16	10-37	47	16	17	10	5	1	75

Team Summary	FG	3PT	FT
First Half	15-30 50.00%	5-9 55.56%	6-13 46.15%
Second Half	14-34 41.18%	3-10 30.00%	3-3 100.00%
Total	29-64 45.3%	8-19 42.1%	9-16 56.3%

Technical Fouls: none
Lead Changed: 5 times(s)
Second Chance Points: 12
Points off Turnovers: 4
Scores Tied: 3 times(s)
Bench Points: 18
Points In the Paint: 30
Largest Lead: 0 0
Fast Break Points: 5

GAME 3 SANTA CLARA AT UTAH STATE NOVEMBER 14, 2022 • DEE GLEN SMITH SPECTRUM

Santa Clara (2-1,0-0 WCC) -vs- Utah St. (3-0,0-0 Mountain West)
11/14/22 at Dee Glen Smith Spectrum, Logan, UT

Date: 11/14/22
Time: 7:00 PM
Attendance: 6,549
Site: Dee Glen Smith Spectrum, Logan, UT
Referees: Rick O'Neill, Randy Richardson, DG Nelson

Score By Period	1	2	Total
Santa Clara	36	38	74
Utah St.	50	46	96

Santa Clara 74

#	Player	GS	MIN	FG	3PT	FT	ORB-DRB	REB	PF	A	TO	BLK	STL	PTS
23	Braun,Parker	*	25	6-8	2-4	0-0	1-4	5	3	3	3	0	0	14
22	Podziemski,Brandin	*	26	3-11	2-3	4-4	1-3	4	1	3	3	0	2	12
12	Bediako,Jaden	*	17	4-5	0-0	1-3	0-3	3	1	1	0	0	0	9
01	Stewart,Carlos	*	17	2-9	1-4	0-0	1-0	1	2	4	3	0	1	5
14	Justice,Keshawn	*	29	1-9	0-5	2-3	0-2	2	1	2	0	0	0	4
02	Marshall,Jr.,Carlos	*	20	4-7	1-3	1-1	0-2	2	1	0	1	0	0	10
15	Holt,Jacob	*	12	3-5	1-1	0-0	1-2	3	0	0	2	0	0	7
03	Akametu,Kosy	*	11	0-2	0-1	4-4	0-0	0	1	0	0	0	0	4
00	Knapper,Brenton	*	23	1-4	0-0	1-2	0-0	0	0	3	1	0	0	3
13	Tilly,Christoph	*	15	1-3	0-1	1-2	0-6	6	3	0	0	0	0	3
21	Tongue,Cameron	*	5	1-2	0-0	1-2	2-0	2	1	0	0	0	0	3
TM TEAM			0	0-0	0-0	0-0	3-5	8	0	0	0	0	0	0
Totals			200	26-65	7-22	15-21	9-27	36	14	16	13	0	3	74

Team Summary	FG	3PT	FT
First Half	15-35 42.86%	3-10 30.00%	3-3 100.00%
Second Half	11-30 36.67%	4-12 33.33%	12-18 66.67%
Total	26-65 40.0%	7-22 31.8%	15-21 71.4%

Technical Fouls: none
Lead Changed: 6 times(s)
Second Chance Points: 5
Points off Turnovers: 14
Scores Tied: 2 times(s)
Bench Points: 30
Points In the Paint: 30
Largest Lead: 0 0
Fast Break Points: 5

Utah St. 96

#	Player	GS	MIN	FG	3PT	FT	ORB-DRB	REB	PF	A	TO	BLK	STL	PTS
23	Funk,Taylor	*	27	9-16	4-6	0-0	3-9	12	1	3	0	0	5	22
32	Dorius,Trevin	*	14	4-5	0-0	3-4	2-1	3	0	0	1	0	1	11
15	Jones,Rylan	*	27	3-6	3-6	0-0	0-2	2	3	8	0	1	0	9
02	Bairstow,Sean	*	24	4-8	0-4	1-2	2-2	4	2	2	2	0	0	9
11	Shulga,Max	*	25	3-10	1-5	1-2	0-6	6	1	4	1	0	3	8
03	Ashworth,Steven	*	27	6-8	4-6	2-2	0-5	5	2	4	1	0	1	18
30	Akin,Daniel	*	26	5-7	0-0	3-3	1-4	5	4	1	2	2	1	13
24	Hamoda,Zee	*	17	0-7	0-3	2-2	0-3	3	1	3	1	1	2	2
05	Eytle-Rock,RJ	*	7	1-2	0-1	0-0	0-0	0	3	0	1	0	0	2
12	Zapala,Szymon	*	4	1-1	0-0	0-0	0-0	0	1	0	0	0	0	2
00	Branchley,Landon	*	1	0-0	0-0	0-1	0-0	0	0	0	0	0	0	0
13	Gillis,Connor	*	1	0-0	0-0	0-0	0-0	0	0	0	0	0	0	0
TM TEAM			0	0-0	0-0	0-0	0-1	1	0	0	0	0	0	0
Totals			200	36-70	12-31	12-16	8-33	41	18	25	9	4	12	96

Team Summary	FG	3PT	FT
First Half	19-40 47.50%	8-20 40.00%	4-5 80.00%
Second Half	17-30 56.67%	4-11 36.36%	8-11 72.73%
Total	36-70 51.4%	12-31 38.7%	12-16 75.0%

Technical Fouls: (1) Bairstow,Sean,(1) Ashworth,Steven,(1) Dorius,Trevin
Lead Changed: 6 times(s)
Second Chance Points: 11
Points off Turnovers: 17
Scores Tied: 2 times(s)
Bench Points: 37
Points In the Paint: 44
Largest Lead: 0 0
Fast Break Points: 22

GAME 2 BRADLEY AT UTAH STATE NOVEMBER 11, 2022 • DEE GLEN SMITH SPECTRUM

Bradley (1-1,0-0 MVC) -vs- Utah St. (2-0,0-0 Mountain West)
11/11/22 at Dee Glen Smith Spectrum, Logan, UT

Date: 11/11/22
Time: 7:00 PM
Attendance: 6,975
Site: Dee Glen Smith Spectrum, Logan, UT
Referees: Jon Stigliano, Jim Schipper, Brent Meaux

Score By Period	1	2	Total
Bradley	32	30	62
Utah St.	45	30	84

Bradley 62

#	Player	GS	MIN	FG	3PT	FT	ORB-DRB	REB	PF	A	TO	BLK	STL	PTS
21	Deen,Duke	*	25	5-13	3-8	2-3	0-1	1	4	3	2	0	1	15
03	Montgomery,Zek	*	29	5-9	2-2	0-0	1-2	3	2	0	1	1	1	12
14	Leons,Maleyev	*	29	1-6	1-4	3-4	0-6	6	2	1	2	1	3	6
35	Hannah,Darius	*	17	2-3	0-0	2-2	0-2	2	5	0	1	0	1	6
10	Hickman,Connor	*	33	2-13	0-6	1-2	0-1	1	2	2	2	0	2	5
22	Henry,Ja'Shon	*	25	2-7	0-0	3-6	4-5	9	2	1	2	0	2	7
23	Tahvanainen,Ville	*	14	2-5	2-3	0-0	1-2	3	3	0	1	1	1	6
25	Billaw,Gomar	*	22	1-11	0-0	2-2	1-2	3	3	0	0	0	0	4
01	Weathers,James "Pop"	*	5	0-1	0-0	1-3	0-0	0	0	0	0	0	0	1
34	Linke,Connor	*	1	0-0	0-0	0-0	0-0	0	0	0	0	0	0	0
TM TEAM			0	0-0	0-0	0-0	2-1	3	0	0	0	0	0	0
Totals			200	20-58	8-23	14-22	9-22	31	23	10	11	3	11	62

Team Summary	FG	3PT	FT
First Half	8-25 32.00%	3-8 37.50%	13-16 81.25%
Second Half	12-33 36.36%	5-15 33.33%	1-6 16.67%
Total	20-58 34.5%	8-23 34.8%	14-22 63.6%

Technical Fouls: (1) Hannah,Darius
Lead Changed: 0 times(s)
Second Chance Points: 5
Points

2022-23 UTAH STATE BOX SCORES

GAME 5 ORAL ROBERTS AT UTAH STATE NOVEMBER 22, 2022 • DEE GLEN SMITH SPECTRUM

Oral Roberts (3-3,0-0 Summit League) -vs- Utah St. (5-0,0-0 Mountain West)
11/22/22 at Dee Glen Smith Spectrum, Logan, UT

Date: 11/22/22
Time: 7:00 PM
Attendance: 5,990
Site: Dee Glen Smith Spectrum, Logan, UT
Referees: Mike Kashirsky, Nate Harris, Mike Scophers

Score By Period	1	2	Total
Oral Roberts	40	45	85
Utah St.	49	46	95

Oral Roberts 85

#	Player	GS	MIN	FG	3PT	FT	ORB-DRB	REB	PF	A	TO	BLK	STL	PTS
10	McBride, Isaac	*	34	7-12	5-7	0-0	0-1	1	3	4	1	0	2	19
35	Vianover, Connor	*	30	7-18	3-9	1-2	2-10	12	1	1	2	4	1	18
03	Abmas, Max	*	39	5-12	1-6	6-6	1-4	5	5	4	5	0	0	17
02	Thompson, Kareem	*	31	4-6	3-4	0-0	2-1	3	1	1	1	1	1	11
11	Jurgens, Carlos	*	30	4-12	1-2	2-2	0-1	1	3	4	2	0	2	11
20	Phipps, Trey	*	14	1-2	0-1	2-2	0-2	2	3	0	0	0	0	4
14	Weaver, DeShang	*	11	1-2	1-2	0-0	0-2	2	0	1	1	0	0	3
32	Mwamba, Patrick	*	11	1-2	0-0	0-0	0-2	2	3	0	3	0	1	2
TM	TEAM		0	0-0	0-0	0-0	0-1	1	0	0	0	0	0	0
Totals			200	30-66	14-31	11-12	5-24	29	19	15	15	5	7	85

Team Summary	FG	3PT	FT
First Half	14-32 43.75%	8-18 44.44%	4-4 100.00%
Second Half	16-34 47.06%	6-13 46.15%	7-8 87.50%
Total	30-66 45.5%	14-31 45.2%	11-12 91.7%

Technical Fouls: (1) Abmas, Max, (1) Mwamba, Patrick
Second Chance Points: 5
Points off Turnovers: 19
Bench Points: 9
Points in the Paint: 26
Fast Break Points: 10
Largest Lead: 0 0

Utah St. 95

#	Player	GS	MIN	FG	3PT	FT	ORB-DRB	REB	PF	A	TO	BLK	STL	PTS
23	Funk, Taylor	*	32	6-11	6-8	0-0	1-4	5	2	4	1	0	0	18
11	Shulga, Max	*	35	2-9	2-6	4-4	2-8	10	0	7	4	1	1	10
15	Jones, Ryan	*	33	3-9	2-5	2-4	0-1	1	4	7	3	0	2	10
02	Bairstow, Sean	*	15	2-4	0-1	0-0	0-4	4	3	1	5	0	1	4
32	Dorius, Trevin	*	13	2-4	0-0	0-0	2-1	3	1	1	0	1	0	4
03	Ashworth, Steven	*	26	9-11	8-9	4-5	0-1	1	1	4	2	0	0	30
30	Akin, Daniel	*	26	3-5	0-0	6-8	0-9	9	0	0	0	0	1	12
24	Hamoda, Zee	*	16	2-3	1-2	2-2	0-3	3	3	1	1	1	0	7
05	Eytle-Rock, RJ	*	4	0-0	0-0	0-0	0-0	0	0	0	2	0	0	0
TM	TEAM		0	0-0	0-0	0-0	1-1	2	0	0	1	0	0	0
Totals			200	29-56	19-31	18-23	6-32	38	14	25	19	3	5	95

Team Summary	FG	3PT	FT
First Half	17-30 56.67%	11-16 68.75%	4-4 100.00%
Second Half	12-26 46.15%	8-15 53.33%	14-19 73.68%
Total	29-56 51.8%	19-31 61.3%	18-23 78.3%

Technical Fouls: (1) Funk, Taylor
Second Chance Points: 13
Points off Turnovers: 25
Bench Points: 49
Points in the Paint: 16
Fast Break Points: 9
Largest Lead: 0 0

GAME 7 UTAH STATE VS SAN FRANCISCO DECEMBER 4, 2022 • SAN FRANCISCO, CALIFORNIA

Utah St. (7-0,0-0 Mountain West) -vs- San Francisco (7-2,0-0 WCC)
12/04/22 at Chase Center, San Francisco, CA

Date: 12/04/22
Time: 5:30 PM
Site: Chase Center, San Francisco, CA
Referees: Scott Brown, Randy Richardson, Deron White

Score By Period	1	2	Total
Utah St.	44	38	82
San Francisco	30	34	64

Utah St. 82

#	Player	GS	MIN	FG	3PT	FT	ORB-DRB	REB	PF	A	TO	BLK	STL	PTS
11	Shulga, Max	*	32	5-8	1-3	5-5	1-5	6	4	1	0	2	16	
23	Funk, Taylor	*	34	4-14	2-7	3-3	1-6	7	0	1	2	0	0	13
02	Bairstow, Sean	*	21	6-7	0-1	0-0	0-1	1	4	1	1	0	1	12
03	Ashworth, Steven	*	35	4-10	1-4	2-3	0-1	1	2	3	0	0	2	11
32	Dorius, Trevin	*	7	1-1	0-0	2-2	0-1	1	4	0	1	0	0	4
30	Akin, Dan	*	33	8-11	0-0	3-5	3-2	5	2	0	1	0	2	19
24	Hamoda, Zee	*	25	3-9	1-3	0-0	1-6	7	1	1	2	1	0	7
05	Eytle-Rock, RJ	*	13	0-2	0-1	0-0	0-0	0	1	1	0	0	0	0
TM	TEAM		0	0-0	0-0	0-0	2-0	2	0	0	0	0	0	0
Totals			200	31-62	5-19	16-18	8-22	30	18	11	8	1	7	82

Team Summary	FG	3PT	FT
First Half	17-33 51.52%	3-9 33.33%	7-9 77.78%
Second Half	14-29 48.28%	2-10 20.00%	8-9 88.89%
Total	31-62 50.0%	5-19 26.3%	16-18 88.3%

Technical Fouls: (1) Shulga, Max
Second Chance Points: 7
Points off Turnovers: 19
Bench Points: 26
Points in the Paint: 48
Fast Break Points: 6
Largest Lead: 0 0

San Francisco 64

#	Player	GS	MIN	FG	3PT	FT	ORB-DRB	REB	PF	A	TO	BLK	STL	PTS
01	Roberts, Tyrell	*	27	6-16	3-7	3-5	1-0	1	3	0	3	0	0	18
00	Shabazz, Khalil	*	39	3-9	2-4	0-0	0-5	5	2	3	6	0	2	8
05	Gigliotti, Sabo	*	17	3-6	0-2	2-3	0-4	4	1	1	2	1	0	8
02	Rishwaan, Julian	*	22	0-5	0-3	4-4	2-1	3	2	0	1	0	0	4
11	Shulga, Max	*	17	1-2	0-0	0-0	0-2	2	1	0	0	0	0	2
55	Williams, Marcus	*	26	6-8	1-1	0-1	0-2	2	2	3	2	0	0	13
15	Jones, Ryan	*	21	5-9	1-4	0-0	2-2	4	1	1	2	0	0	11
10	Rocak, Toni	*	12	0-0	0-0	2-2	1-4	5	1	1	2	1	0	0
03	Hawthorne, Isaiah	*	9	0-0	0-0	0-0	0-1	1	5	0	2	0	0	0
12	Zapala, Szymon	*	8	0-0	0-0	0-0	0-0	0	0	0	0	0	0	0
33	Markovetsky, Volodymyr	*	2	0-0	0-0	0-0	0-0	0	0	0	0	0	0	0
TM	TEAM		0	0-0	0-0	0-0	0-1	1	0	0	0	0	0	0
Totals			200	24-55	7-21	9-15	6-22	28	17	8	18	2	3	64

Team Summary	FG	3PT	FT
First Half	11-26 42.31%	4-10 40.00%	4-7 57.14%
Second Half	13-29 44.83%	3-11 27.27%	5-8 62.50%
Total	24-55 43.6%	7-21 33.3%	9-15 60.0%

Technical Fouls: (1) Roberts, Tyrell
Second Chance Points: 4
Points off Turnovers: 11
Bench Points: 24
Points in the Paint: 34
Fast Break Points: 1
Largest Lead: 0 0

GAME 6 UTAH TECH AT UTAH STATE DECEMBER 1, 2022 • DEE GLEN SMITH SPECTRUM

Utah Tech (3-5,0-0 WAC) -vs- Utah St. (6-0,0-0 Mountain West)
12/01/22 at Dee Glen Smith Spectrum, Logan, UT

Date: 12/01/22
Time: 7:00 PM
Attendance: 6,777
Site: Dee Glen Smith Spectrum, Logan, UT
Referees: Ryan Holmes, Tommy Johnson, Tommy Nunez

Score By Period	1	2	Total
Utah Tech	36	45	81
Utah St.	36	50	86

Utah Tech 81

#	Player	GS	MIN	FG	3PT	FT	ORB-DRB	REB	PF	A	TO	BLK	STL	PTS
03	Gooden, Cameron	*	35	9-16	5-7	6-8	0-3	3	3	5	2	0	1	29
11	Gonsalves, Noa	*	36	5-10	3-7	2-2	0-1	1	0	0	2	0	1	15
24	Nicolds, Jacob	*	20	2-3	1-2	3-4	0-2	2	3	2	2	0	0	8
21	Pope, Isaiah	*	29	2-9	2-5	0-0	0-3	3	1	2	3	0	1	6
30	Christensen, Tanner	*	21	2-2	0-0	0-0	3-5	8	4	2	1	1	0	4
14	Leiter, Danzell	*	20	5-6	1-1	6-8	3-1	4	4	3	0	0	2	17
02	Edmonds, Trey	*	11	0-3	0-0	2-2	0-4	4	2	0	1	0	0	2
22	Staines, Frank	*	17	0-1	0-0	0-0	0-1	1	2	1	2	0	0	0
40	Allfrey, Trevon	*	8	0-2	0-1	0-0	0-1	1	0	0	2	0	0	0
23	Wright, Hagen	*	3	0-0	0-0	0-0	0-1	1	1	0	0	0	0	0
TM	TEAM		0	0-0	0-0	0-0	1-1	2	0	0	0	0	0	0
Totals			200	25-62	12-23	19-24	7-23	30	20	15	15	1	5	81

Team Summary	FG	3PT	FT
First Half	12-23 52.17%	5-9 55.56%	7-7 100.00%
Second Half	13-29 44.83%	7-14 50.00%	12-17 70.59%
Total	25-62 40.1%	12-23 52.2%	19-24 79.2%

Technical Fouls: (1) Gooden, Cameron
Second Chance Points: 13
Points off Turnovers: 9
Bench Points: 19
Points in the Paint: 18
Fast Break Points: 0
Largest Lead: 0 0

Utah St. 86

#	Player	GS	MIN	FG	3PT	FT	ORB-DRB	REB	PF	A	TO	BLK	STL	PTS
23	Funk, Taylor	*	36	6-12	5-10	3-3	2-6	8	3	7	2	1	1	20
11	Shulga, Max	*	35	3-7	0-4	4-4	0-4	4	1	10	3	0	1	10
02	Bairstow, Sean	*	20	2-4	0-0	1-2	0-1	1	3	0	2	0	1	5
32	Dorius, Trevin	*	11	1-2	0-0	0-0	1-3	4	1	0	0	0	1	2
15	Jones, Ryan	*	4	0-1	0-1	0-0	0-0	0	1	0	0	0	0	0
03	Ashworth, Steven	*	32	9-14	7-12	2-2	0-2	2	4	3	1	0	1	27
30	Akin, Dan	*	31	6-7	0-0	3-5	0-5							

2022-23 UTAH STATE BOX SCORES

GAME 9

WESTMINSTER AT UTAH STATE DECEMBER 15, 2022 • DEE GLEN SMITH SPECTRUM

Westminster (UT) (2-9,1-3 RMAC) -vs- Utah St. (9-0,0-0 Mountain West)
12/15/22 at Dee Glen Smith Spectrum, Logan, UT

Date: 12/15/22
Time: 7:00 PM
Attendance: 6,047
Site: Dee Glen Smith Spectrum, Logan, UT
Referees: Justin Shamion, Amy Bonner, Shawn Lehgh

Score By Period	1	2	Total
Westminster (UT)	31	37	68
Utah St.	43	63	106

Westminster (UT) 68

#	Player	GS	MIN	FG	3PT	FT	ORB-DRB	REB	PF	A	TO	BLK	STL	PTS
03	Miller,Taylor	*	30	12-16	1-2	1-1	1-3	4	0	3	1	0	1	26
12	Middleton,Drake	*	26	2-5	0-0	2-2	1-2	3	0	3	1	0	2	6
21	Farrer,Trey	*	26	0-4	0-0	6-6	0-0	0	2	0	3	1	0	6
10	Avila,Donavai	*	9	2-2	0-0	0-0	0-1	1	0	0	0	1	0	4
24	Sterling,Pierce	*	20	0-4	0-0	0-0	1-2	3	3	1	1	0	0	0
11	Kadoguchi,Cole	*	21	4-4	2-2	2-2	0-0	0	3	0	3	0	0	12
13	Johnson,Lewis	*	19	1-5	1-3	3-4	0-4	4	4	1	2	0	0	6
22	Kurtz,Tyler	*	10	2-3	1-2	0-0	0-2	2	1	0	2	1	0	5
02	DowDeil,Jeremy	*	18	1-4	0-1	1-1	0-2	2	0	2	1	0	1	3
32	Olivera,Gabe	*	11	0-2	0-0	0-0	1-2	3	4	1	2	1	0	0
25	Health,Joe	*	6	0-1	0-1	0-0	1-1	2	3	2	1	0	0	0
35	Peterson,Kase	*	2	0-0	0-0	0-0	0-0	0	0	0	0	0	0	0
05	Alagic,Anel	*	1	0-0	0-0	0-0	0-0	0	0	0	0	0	0	0
42	Spurgin,Greg	*	1	0-0	0-0	0-0	0-0	0	1	0	0	0	0	0
TM	TEAM		0	0-0	0-0	0-0	0-4	4	0	0	0	0	0	0
Totals			200	24-62	5-11	15-16	6-23	28	21	13	17	4	4	68

Team Summary	FG	3PT	FT
First Half	12-28 42.86%	2-3 66.7%	5-5 100.00%
Second Half	12-24 50.00%	3-8 37.50%	10-11 90.91%
Total	24-52 46.2%	5-11 45.5%	15-16 93.8%

Technical Fouls: none
Lead Changed: 2 times(s)
Second Chance Points: 8
Points off Turnovers: 9
Scores Tied: 0 times(s)
Bench Points: 26
Points in the Paint: 26
Largest Lead: 0 0
Fast Break Points: 2

Utah St. 106

#	Player	GS	MIN	FG	3PT	FT	ORB-DRB	REB	PF	A	TO	BLK	STL	PTS
03	Ashworth,Steven	*	30	5-9	2-2	0-2	0-2	3	1	5	1	0	0	17
02	Bairstow,Sean	*	32	7-11	2-3	0-0	1-4	5	2	6	1	0	1	16
11	Shulga,Max	*	27	4-9	3-8	0-0	0-3	3	0	8	4	0	0	11
30	Akin,Dan	*	29	4-6	0-0	2-3	0-2	2	2	0	2	0	0	10
32	Dorius,Trevin	*	15	3-5	0-0	1-2	2-0	2	2	0	1	1	1	7
24	Hamoda,Zee	*	25	10-12	6-7	2-3	0-4	4	2	3	2	0	4	28
05	Eytle-Rock,RJ	*	22	6-10	5-9	0-1	0-1	1	1	0	0	0	1	17
12	Zapala,Szymon	*	14	0-1	0-1	1-2	3-4	1	1	1	2	0	0	0
00	Brenchley,Landon	*	3	0-0	0-0	0-0	1-2	3	0	2	0	0	0	0
13	Gillis,Conner	*	3	0-1	0-0	0-0	0-0	0	1	0	0	0	0	0
TM	TEAM		0	0-0	0-0	0-0	2-3	5	0	0	0	0	0	0
Totals			200	39-64	21-37	7-12	7-24	31	15	25	12	3	7	106

Team Summary	FG	3PT	FT
First Half	16-33 48.48%	9-19 47.37%	2-3 66.67%
Second Half	23-31 74.19%	12-18 66.67%	5-9 55.56%
Total	39-64 60.9%	21-37 56.8%	7-12 58.3%

Technical Fouls: (1) Ashworth,Steven
Lead Changed: 2 times(s)
Second Chance Points: 4
Points off Turnovers: 25
Scores Tied: 0 times(s)
Bench Points: 45
Points in the Paint: 34
Largest Lead: 0 0
Fast Break Points: 15

GAME 11

UTAH STATE VS SEATTLE UNIVERSITY DECEMBER 22, 2022 • HONOLULU, HAWAII

Seattle U (8-3,0-0 WAC) -vs- Utah St. (10-1,0-0 Mountain West)
12/22/22 at Simplifi Arena at Stan Sheriff Center, Honolulu, HI

Date: 12/22/22
Time: 12:00 PM
Attendance: 4,333
Site: Simplifi Arena at Stan Sheriff Center, Honolulu, HI
Referees: Todd Apo, Chris Beaver, Keith Kimble

Score By Period	1	2	Total
Seattle U	34	32	66
Utah St.	36	48	84

Seattle U 66

#	Player	GS	MIN	FG	3PT	FT	ORB-DRB	REB	PF	A	TO	BLK	STL	PTS
05	Tyson,Cameron	*	28	8-20	4-12	0-0	0-0	0	4	1	3	0	1	20
11	Grigsby,Riley	*	27	5-13	0-5	2-4	1-7	8	4	2	2	0	1	12
25	Chaffield,Brandon	*	21	2-4	0-1	2-2	3-4	7	2	0	1	0	1	6
00	Schumacher,Alex	*	20	1-9	0-2	2-2	0-5	5	4	0	3	0	0	4
15	Udenyi,Emeka	*	14	1-4	0-0	0-0	0-0	0	0	2	0	0	1	2
23	Reiley,Sevyl	*	14	1-3	0-1	3-5	2-1	3	2	0	0	0	0	5
35	Levis,Matthew	*	11	1-2	1-1	1-2	0-0	0	1	0	1	0	1	4
33	Williamson,Kobe	*	19	1-3	0-1	1-4	1-2	3	2	0	0	1	0	3
21	Rajkovic,Viktor	*	20	0-6	0-4	0-0	3-1	4	1	1	0	0	0	0
02	Dawson,Paris	*	16	0-3	0-1	0-0	1-0	1	0	0	0	0	0	0
10	Lloyd,Anjayto	*	4	0-2	0-1	0-0	1-0	1	0	0	0	0	0	0
13	Penn,Dominiq	*	3	0-0	0-0	0-0	0-0	1	0	0	0	0	0	0
12	Nunn,Brody	*	2	0-0	0-0	0-0	0-0	0	0	0	0	0	0	0
41	Nafarrete,Jaren	*	1	0-0	0-0	0-0	0-0	0	0	0	0	0	0	0
TM	TEAM		0	0-0	0-0	0-0	4-2	6	0	0	0	0	0	0
Totals			200	20-69	5-29	11-19	16-23	39	20	6	10	1	5	66

Team Summary	FG	3PT	FT
First Half	9-36 25.00%	1-14 7.14%	5-7 71.43%
Second Half	11-33 33.33%	4-15 26.67%	6-12 50.00%
Total	20-69 29.0%	5-29 17.2%	11-19 57.9%

Technical Fouls: none
Lead Changed: 4 times(s)
Second Chance Points: 12
Points off Turnovers: 10
Scores Tied: 7 times(s)
Bench Points: 12
Points in the Paint: 28
Largest Lead: 0 0
Fast Break Points: 2

Utah St. 84

#	Player	GS	MIN	FG	3PT	FT	ORB-DRB	REB	PF	A	TO	BLK	STL	PTS
03	Ashworth,Steven	*	25	6-10	5-8	0-0	1-3	4	2	4	0	0	4	17
02	Bairstow,Sean	*	29	5-10	1-2	2-2	1-1	2	3	3	1	1	0	13
11	Shulga,Max	*	30	4-8	0-4	4-5	1-9	10	0	4	3	2	0	12
23	Funk,Taylor	*	24	4-9	3-7	0-0	0-1	1	2	2	0	1	1	11
32	Dorius,Trevin	*	8	1-3	0-0	0-1	1-2	3	1	0	0	2	0	2
30	Akin,Dan	*	27	5-9	0-0	5-7	1-7	8	3	0	1	1	0	15
24	Hamoda,Zee	*	21	4-5	1-2	0-0	2-1	3	3	0	1	0	0	9
15	Jones,Ryhan	*	20	1-3	1-3	0-0	0-3	3	4	3	0	0	1	3
05	Eytle-Rock,RJ	*	8	0-1	0-1	2-2	0-3	3	1	1	0	0	2	2
12	Zapala,Szymon	*	3	0-0	0-0	0-0	0-1	1	1	0	0	0	0	0
00	Brenchley,Landon	*	2	0-0	0-0	0-0	0-0	0	0	0	0	0	0	0
13	Gillis,Conner	*	2	0-1	0-1	0-0	0-0	0	0	0	1	0	0	0
14	Odom,Connor	*	1	0-0	0-0	0-0	0-0	0	0	0	0	0	0	0
TM	TEAM		0	0-0	0-0	0-0	2-2	4	0	0	0	0	0	0
Totals			200	30-69	11-28	9-33	42	20	17	11	7	6	84	

Team Summary	FG	3PT	FT
First Half	13-29 44.83%	4-13 30.77%	6-6 100.00%
Second Half	17-30 56.67%	7-15 46.67%	7-11 63.64%
Total	30-69 50.8%	11-28 39.3%	13-17 76.5%

Technical Fouls: none
Lead Changed: 1 times(s)
Second Chance Points: 13
Points off Turnovers: 7
Scores Tied: 7 times(s)
Bench Points: 15
Points in the Paint: 34
Largest Lead: 15

GAME 10

WEBER STATE AT UTAH STATE DECEMBER 19, 2022 • DEE GLEN SMITH SPECTRUM

Weber St. (5-7,0-0 Big Sky) -vs- Utah St. (9-1,0-0 Mountain West)
12/19/22 at Dee Glen Smith Spectrum, Logan, UT

Date: 12/19/22
Time: 7:00 PM
Attendance: 7,000
Site: Dee Glen Smith Spectrum, Logan, UT
Referees: Johnny Harrington, Deldre Carr, Mika Reed

Score By Period	1	2	Total
Weber St.	29	46	75
Utah St.	43	29	72

Weber St. 75

#	Player	GS	MIN	FG	3PT	FT	ORB-DRB	REB	PF	A	TO	BLK	STL	PTS
02	Jones,Dillon	*	34	4-10	2-5	6-7	0-9	9	3	4	2	0	0	16
04	Koehler,Dyson	*	25	5-8	1-1	1-4	1-4	5	2	3	2	0	1	12
03	Cunningham,KJ	*	32	4-8	3-6	0-0	0-1	1	5	1	3	0	0	11
11	Verplancken,Steven	*	38	4-14	2-5	0-1	1-1	2	1	3	0	0	0	10
20	Tew,Alex	*	26	3-6	0-0	0-2	2-3	5	4	2	1	0	0	6
24	Ballard,Junior	*	24	5-5	2-2	2-4	0-4	4	4	1	2	1	1	14
32	Tamba,Handle	*	9	1-2	0-0	0-1	0-5	5	1	0	0	0	0	2
00	Porter,Zahir	*	8	1-3	0-1	0-0	0-0	0	4	2	1	0	1	2
21	Rouzan,Daniel	*	4	1-1	0-0	0-0	1-1	2	2	1	0	0	0	2
30	Jordan,Louie	*	0+	0-0	0-0	0-0	0-0	0	0	0	0	0	0	0
TM	TEAM		0	0-0	0-0	0-0	0-3	3	0	0	0	0	0	0
Totals			200	28-67	10-20	9-16	5-31	36	26	17	11	1	3	75

Team Summary	FG	3PT	FT
First Half	11-28 39.29%	4-7 57.14%	3-7 42.86%
Second Half	17-29 58.62%	6-13 46.15%	6-9 66.67%
Total	28-67 49.1%	10-20 50.0%	9-16 56.3%

Technical Fouls: none
Lead Changed: 1 times(s)
Second Chance Points: 9
Points off Turnovers: 2
Scores Tied: 4 times(s)
Bench Points: 20
Points in the Paint: 32
Largest Lead: 0 0
Fast Break Points: 7

Utah St. 72

#	Player	GS	MIN	FG	3PT	FT	ORB-DRB	REB	PF	A	TO	BLK	STL	PTS
03	Ashworth,Steven	*	32	4-9	4-8	4-5	0-2	2	0	5	2	0	1	16
02	Bairstow,Sean	*	22	5-9	1-3	3-3	1-1	2	4	2	1	0	0	14
11	Shulga,Max	*	33	2-5	0-1	6-7	1-5	6	3	5	3	0	0	10
23	Funk,Taylor	*	28	4-13	2-9	0-0	1-4	5						

2022-23 UTAH STATE BOX SCORES

GAME 13

UTAH STATE VS WASHINGTON STATE DECEMBER 25, 2022 • HONOLULU, HAWAII

Utah St. (11-2,0-0 Mountain West) vs- Washington St. (5-8,0-2 Pac-12)
12/25/22 at SimpliFI Arena at Stan Sheriff Center, Honolulu, HI

Date: 12/25/22
Time: 1:30 PM
Site: SimpliFI Arena at Stan Sheriff Center, Honolulu, HI
Referees: Chris Beaver, Don Dally, Michael Greenstein

Score By Period	1	2	Total
Utah St.	42	40	82
Washington St.	29	44	73

Utah St. 82

#	Player	GS	MIN	FG	3PT	FT	ORB-DRB	REB	PF	A	TO	BLK	STL	PTS
23	Funk, Taylor	*	29	5-10	2-5	0-0	0-3	3	3	3	2	1	0	12
32	Dorius, Trevin	*	21	4-6	0-0	4-6	3-1	4	2	2	0	0	2	12
02	Bairdow, Sean	*	34	4-8	2-3	1-4	0-5	5	2	3	0	0	0	11
11	Shulga, Max	*	21	4-6	2-3	1-1	0-4	4	3	3	1	0	1	11
15	Jones, Rylan	*	28	4-7	1-2	0-1	0-2	2	1	4	1	0	1	9
03	Ashworth, Steven	*	29	4-6	3-3	1-2	0-2	2	3	5	3	0	1	12
30	Akin, Dan	*	22	5-5	0-0	0-1	1-2	3	4	1	4	2	0	10
05	Eytle-Rock, RJ	*	8	1-1	1-1	0-0	0-0	0	0	0	0	0	0	3
12	Zapala, Szymon	*	2	1-1	0-0	0-0	0-0	0	2	0	0	0	0	2
24	Hamoda, Zee	*	6	0-3	0-0	0-0	1-0	1	1	0	0	0	0	0
TM	TEAM		0	0-0	0-0	0-0	1-1	2	0	0	2	0	0	0
Totals			200	32-53	11-17	7-15	6-20	26	21	21	13	3	5	82

Team Summary	FG	3PT	FT
First Half	16-30 53.33%	7-11 63.64%	3-6 50.00%
Second Half	16-23 69.57%	4-6 66.67%	4-9 44.44%
Total	32-53 60.4%	11-17 64.7%	7-15 46.7%

Technical Fouls: (2) Shulga, Max
Second Chance Points: 9
Scores Tied: 3 times(s)
Points in the Paint: 40
Fast Break Points: 11
Lead Changed: 1 times(s)
Points off Turnovers: 20
Bench Points: 27
Largest Lead: 0 0

Washington St. 73

#	Player	GS	MIN	FG	3PT	FT	ORB-DRB	REB	PF	A	TO	BLK	STL	PTS
35	Gueye, Mouhamed	*	37	9-15	0-1	4-4	3-9	12	2	1	2	2	1	22
05	Bamba, TJ	*	37	4-12	1-5	10-12	1-2	3	2	4	1	0	2	19
24	Powell, Justin	*	33	3-9	0-4	4-4	0-1	1	0	2	2	0	2	10
13	Rodman, DJ	*	20	2-3	0-1	2-3	0-1	1	2	1	1	0	0	6
13	Houinsou, Kymany	*	14	1-2	0-0	2-2	1-2	3	1	0	2	0	0	4
13	Rosario, Carlos	*	22	3-4	1-1	0-0	1-2	3	1	0	0	0	0	7
23	Jakimovski, Andrej	*	18	1-4	0-2	1-1	1-1	2	3	0	2	0	0	3
22	Darling, Dylan	*	7	1-2	0-1	0-0	0-0	0	0	0	2	0	0	2
03	Mullins, Jabe	*	9	0-3	0-2	0-0	0-1	1	2	0	1	0	0	0
15	Diongue, Adrame	*	3	0-0	0-0	0-0	0-0	0	1	0	0	0	0	0
TM	TEAM		0	0-0	0-0	0-0	2-0	2	0	0	0	0	0	0
Totals			200	24-54	2-17	23-26	9-19	28	14	8	13	2	5	73

Team Summary	FG	3PT	FT
First Half	9-23 39.13%	0-7 0.00%	11-13 84.62%
Second Half	15-31 48.39%	2-10 20.00%	12-13 92.31%
Total	24-54 44.4%	2-17 11.8%	23-26 88.5%

Technical Fouls: none
Second Chance Points: 11
Scores Tied: 3 times(s)
Points in the Paint: 30
Fast Break Points: 8
Lead Changed: 1 times(s)
Points off Turnovers: 9
Bench Points: 12
Largest Lead: 0 0

GAME 15

UTAH STATE AT AIR FORCE JANUARY 3, 2023 • USAFA, COLORADO

Utah St. (13-2,2-0 Mountain West) vs- Air Force (9-7,0-3 Mountain West)
01/03/23 at Clune Arena, U.S. Air Force Academy, CO

Date: 01/03/23
Time: 7:00 PM
Attendance: 1,461
Site: Clune Arena, U.S. Air Force Academy, CO

Score By Period	1	2	Total
Utah St.	44	33	77
Air Force	28	37	65

Utah St. 77

#	Player	GS	MIN	FG	3PT	FT	ORB-DRB	REB	PF	A	TO	BLK	STL	PTS
23	Funk, Taylor	*	29	6-11	2-4	2-2	1-1	2	1	0	1	0	1	16
02	Bairdow, Sean	*	34	4-9	0-0	3-3	2-4	6	2	4	2	0	0	11
11	Shulga, Max	*	24	4-7	1-2	2-3	0-3	3	1	2	4	0	0	11
32	Dorius, Trevin	*	11	2-2	0-0	0-0	1-3	4	1	0	0	0	1	4
15	Jones, Rylan	*	25	0-1	0-1	2-2	1-1	2	3	3	0	0	2	2
03	Ashworth, Steven	*	26	3-8	3-5	6-7	1-7	8	2	1	0	0	0	15
30	Akin, Dan	*	29	2-5	0-0	5-8	1-6	7	2	0	0	2	0	9
24	Hamoda, Zee	*	15	4-5	0-0	1-2	1-2	3	2	0	4	0	0	9
05	Eytle-Rock, RJ	*	7	0-1	0-0	0-0	0-0	0	0	0	0	0	0	0
TM	TEAM		0	0-0	0-0	0-0	1-1	2	0	0	1	0	0	0
Totals			200	26-49	6-12	21-27	9-28	37	14	10	12	2	4	77

Team Summary	FG	3PT	FT
First Half	19-29 65.52%	2-5 40.00%	4-7 57.14%
Second Half	6-20 30.00%	4-7 57.14%	17-20 85.00%
Total	25-49 51.0%	6-12 50.0%	21-27 77.8%

Technical Fouls: none
Second Chance Points: 14
Scores Tied: 0 times(s)
Points in the Paint: 36
Fast Break Points: 11
Lead Changed: 0 times(s)
Points off Turnovers: 9
Bench Points: 33
Largest Lead: 0 0

Air Force 65

#	Player	GS	MIN	FG	3PT	FT	ORB-DRB	REB	PF	A	TO	BLK	STL	PTS
03	Heldbreder, Jake	*	36	8-16	2-6	1-1	1-3	4	3	1	3	0	1	19
05	Taylor, Ethan	*	38	5-11	4-6	0-0	1-1	2	4	5	1	1	1	14
15	Green, Corbin	*	17	3-6	0-1	1-1	0-4	4	2	1	2	0	1	7
24	Mills, Jeffrey	*	32	1-5	0-1	0-0	0-2	2	3	2	2	1	0	2
30	Vander Zwaag, Camden	*	16	1-4	0-3	0-0	0-2	2	0	1	0	0	0	2
31	Petrulis, Rytis	*	25	4-6	1-1	2-5	1-1	2	5	5	2	2	0	11
14	Becker, Beau	*	23	3-6	2-5	0-0	3-1	4	4	2	0	0	0	8
04	Murphy, Carter	*	10	1-6	0-3	0-0	0-2	2	1	1	0	0	1	2
42	McCreary, Marcoll	*	3	0-0	0-0	0-0	0-0	0	0	0	1	0	0	0
TM	TEAM		0	0-0	0-0	0-0	1-2	3	0	0	1	0	0	0
Totals			200	26-60	9-26	4-7	7-18	25	22	18	12	4	0	65

Team Summary	FG	3PT	FT
First Half	11-27 40.74%	4-13 30.77%	2-5 40.00%
Second Half	15-33 45.45%	5-13 38.46%	2-2 100.00%
Total	26-60 43.3%	9-26 34.6%	4-7 57.1%

Technical Fouls: none
Second Chance Points: 9
Scores Tied: 0 times(s)
Points in the Paint: 28
Fast Break Points: 0
Lead Changed: 0 times(s)
Points off Turnovers: 12
Bench Points: 21
Largest Lead: 0 0

GAME 14

FRESNO STATE AT UTAH STATE DECEMBER 31, 2022 • DEE GLEN SMITH SPECTRUM

Fresno St. (5-8,1-1 Mountain West) vs- Utah St. (12-2,1-0 Mountain West)
12/31/22 at Dee Glen Smith Spectrum, Logan, UT

Date: 12/31/22
Time: 12:00 PM
Attendance: 6,933
Site: Dee Glen Smith Spectrum, Logan, UT
Referees: Jim Schipper, Tommy Nunez, Deron White

Score By Period	1	2	Total
Fresno St.	26	28	54
Utah St.	33	34	67

Fresno St. 54

#	Player	GS	MIN	FG	3PT	FT	ORB-DRB	REB	PF	A	TO	BLK	STL	PTS
01	Baker Jr., Jemarl	*	35	8-18	2-9	2-2	0-2	2	3	1	1	0	3	20
23	Colimerio, Leo	*	19	2-2	1-1	5-5	1-3	4	5	0	1	0	1	10
11	Moore, Isaih	*	23	4-4	0-0	3-3	2-5	7	2	0	0	1	1	9
03	Hill, Isalah	*	38	1-4	0-5	0-0	0-3	3	3	6	5	0	1	6
25	Holland, Anthony	*	34	1-4	1-4	0-0	0-1	1	3	0	2	1	0	3
35	Andre, Eduardo	*	17	2-4	0-0	2-3	1-2	3	3	0	1	1	1	6
00	Yap, Donovan	*	16	0-4	0-1	0-0	0-1	1	3	0	1	0	0	0
22	Whitaker, Destin	*	12	0-1	0-0	0-0	0-1	1	1	1	0	0	0	0
05	Campbell, Jordan	*	6	0-0	0-0	0-0	0-0	0	1	0	1	0	0	0
TM	TEAM		0	0-0	0-0	0-0	0-1	1	0	0	1	0	0	0
Totals			200	19-51	4-20	12-13	4-19	23	24	8	13	3	7	54

Team Summary	FG	3PT	FT
First Half	11-29 37.93%	1-9 11.11%	3-3 100.00%
Second Half	8-22 36.36%	3-11 27.27%	9-10 90.00%
Total	19-51 37.3%	4-20 20.0%	12-13 92.3%

Technical Fouls: none
Second Chance Points: 4
Scores Tied: 4 times(s)
Points in the Paint: 28
Fast Break Points: 2
Lead Changed: 10 times(s)
Points off Turnovers: 17
Bench Points: 6
Largest Lead: 0 0

Utah St. 67

#	Player	GS	MIN	FG	3PT	FT	ORB-DRB	REB	PF	A	TO	BLK	STL	PTS
11	Shulga, Max	*	27	1-6	0-3	6-8	0-4	4	2	2	0	0	0	8
02	Bairdow, Sean	*	38	3-7	1-2	0-2	0-4	4	2	3	2	0	0	7
32	Dorius, Trevin	*	8	2-3	0-0	3-4	3-0	3	1	0	0	1	0	7
23	Funk, Taylor	*	18	2-8	0-6	0-0	0-1	1	1	0	1	0	0	4
15	Jones, Rylan	*	16	0-2	0-1	2-2	0-0	0	3	3	0	1	2	2
03	Ashworth, Steven	*	29	5-7	3-4	0-0	0-1	1	2	1	3	0	2	13
24	Hamoda, Zee	*	24	5-6	3-4	0-0	1-3	4	2	2	2	0	1	13
30	Akin, Dan	*	32	2-7	0-0	7-9	3-10	13	2	0	0	1	1	11
05	Eytle-Rock, RJ	*	8	0-0	0-0	2-2	0-2	2	1	0	1	0	0	2
TM	TEAM		0	0-0	0-0	0-0	2-3	5	0	0	2	0	0	0
Totals			200	20-46	7-19	20-27	9-28	37	16	11	16	2	5	67

2022-23 UTAH STATE BOX SCORES

GAME 17

WYOMING AT UTAH STATE JANUARY 10, 2023 • DEE GLEN SMITH SPECTRUM

Wyoming (5-11,0-4 Mountain West) -vs- Utah St. (14-3,3-1 Mountain West)
01/10/23 at Dee Glen Smith Spectrum, Logan, UT

Date: 01/10/23
Time: 8:30 PM
Attendance: 7,890
Site: Dee Glen Smith Spectrum, Logan, UT
Referees: Larry Scirotto, Marques Pettigrew, Gerry Pollard

Score By Period	1		2		Total
	WY	UT	WY	UT	
Wyoming	26	37	43	63	
Utah St.	40	43	83		

Wyoming 63

#	Player	GS	MIN	FG	3PT	FT	ORB-DRB	REB	PF	A	TO	BLK	STL	PTS
24	Maldonado,Hunter	*	39	7-14	2-3	4-7	0-2	2	2	2	4	0	1	20
25	Oden,Jeremiah	*	36	5-12	2-3	1-4	2-6	8	0	0	0	0	2	13
53	DuSell,Xavier	*	34	3-9	2-4	2-3	0-2	2	3	0	1	0	0	10
20	Anderson,Ethan	*	31	5-12	0-0	0-0	1-6	7	3	5	1	1	0	10
23	Agonkpo,Max	*	26	3-10	0-0	0-3	0-5	5	0	0	0	0	0	6
13	Kyman,Jake	*	13	1-4	0-2	0-0	0-2	2	2	0	1	0	0	2
15	Barnhart,Nate	*	11	1-1	0-0	0-0	1-1	2	2	0	0	0	0	2
44	Powell,Caden	*	10	0-2	0-0	0-0	2-1	3	2	0	1	0	0	0
TM TEAM			0	0-0	0-0	0-0	3-0	3	0	0	0	0	0	0
Totals			200	25-64	6-13	7-17	9-25	34	14	7	8	1	3	63

Team Summary	FG	SPT	FT
First Half	11-27 40.74 %	1-4 25.00 %	3-5 60.00 %
Second Half	14-37 37.84 %	5-9 55.56 %	4-12 33.33 %
Total	25-64 39.1 %	6-13 46.2 %	7-17 41.2 %

Technical Fouls: none Second Chance Points: 8 Scores Tied: 1 times(s) Points in the Paint: 34 Fast Break Points: 11
Lead Changed: 2 times(s) Points off Turnovers: 8 Bench Points: 4 Largest Lead: 0 0

Utah St. 83

#	Player	GS	MIN	FG	3PT	FT	ORB-DRB	REB	PF	A	TO	BLK	STL	PTS
23	Funk,Taylor	*	33	7-13	4-8	4-4	2-3	5	2	3	3	1	0	22
02	Bairstow,Sean	*	35	5-10	1-3	3-4	1-4	5	4	3	1	0	1	14
11	Shulga,Max	*	35	6-10	2-2	0-0	0-2	2	1	6	2	1	0	14
03	Ashworth,Steven	*	32	2-7	0-3	4-5	1-5	6	1	7	1	0	3	8
32	Dorius,Trevin	*	9	1-2	0-0	0-0	0-4	4	3	0	0	1	0	2
30	Akin,Dan	*	28	7-12	0-0	2-2	3-12	15	3	0	0	2	0	16
24	Hamoda,Zee	*	12	2-5	1-1	0-0	0-3	3	2	0	1	0	0	5
05	Eytle-Rock,RJ	*	12	1-2	0-1	0-0	0-0	0	1	2	0	0	0	2
00	Brenchley,Landon	*	1	0-0	0-0	0-0	0-1	1	0	0	0	0	0	0
12	Zapala,Szymon	*	1	0-0	0-0	0-0	0-0	0	0	0	0	0	0	0
13	Gillis,Connor	*	1	0-0	0-0	0-0	0-0	0	0	0	0	0	0	0
14	Odoms,Connor	*	1	0-0	0-0	0-0	0-0	0	0	0	0	0	0	0
TM TEAM			0	0-0	0-0	0-0	0-2	2	0	0	0	0	0	0
Totals			200	31-61	8-18	13-15	7-36	43	17	21	8	5	4	83

Team Summary	FG	SPT	FT
First Half	14-30 46.67 %	4-8 50.00 %	8-10 80.00 %
Second Half	17-31 54.84 %	4-10 40.00 %	5-5 100.00 %
Total	31-61 50.8 %	8-18 44.4 %	13-15 86.7 %

Technical Fouls: (1) Bairstow,Sean Second Chance Points: 11 Scores Tied: 1 times(s) Points in the Paint: 46 Fast Break Points: 21
Lead Changed: 2 times(s) Points off Turnovers: 6 Bench Points: 23 Largest Lead: 0 0

GAME 19

UNLV AT UTAH STATE JANUARY 17, 2023 • DEE GLEN SMITH SPECTRUM

UNLV (12-6,1-5 Mountain West) -vs- Utah St. (15-4,4-2 Mountain West)
01/17/23 at Dee Glen Smith Spectrum, Logan, UT

Date: 01/17/23
Time: 7:00 PM
Attendance: 7,611
Site: Dee Glen Smith Spectrum, Logan, UT
Referees: Chuck Jones, Deldre Carr, Keith Kimble

Score By Period	1		2		Total
	UNLV	UT	UNLV	UT	
UNLV	37	34	71		
Utah St.	46	29	75		

UNLV 71

#	Player	GS	MIN	FG	3PT	FT	ORB-DRB	REB	PF	A	TO	BLK	STL	PTS
10	Gilbert,Keshon	*	33	6-12	0-1	2-4	1-2	3	2	5	4	0	3	14
00	Iwukor,Victor	*	32	4-4	0-0	1-2	1-3	4	3	1	0	0	4	9
15	Rodriguez,Luis	*	36	4-12	0-4	0-0	1-5	6	2	0	0	0	2	8
55	Harkless,Elijah	*	12	1-5	0-2	0-0	2-2	4	4	1	2	0	1	2
02	Webster,Justin	*	15	0-1	0-0	0-0	0-0	0	2	0	0	0	1	0
14	Hall,Keyshawn	*	26	6-11	1-3	6-6	0-2	2	5	0	2	0	0	19
05	McCabe,Jordan	*	6	1-10	5-7	0-0	0-0	0	1	1	2	0	2	17
24	Johnson III,Jackie	*	11	1-2	0-1	0-0	0-1	1	0	1	0	0	1	2
12	Muoka,David	*	3	0-0	0-0	0-0	0-1	1	1	0	1	0	0	0
22	Jones,Karl	*	1	0-0	0-0	0-0	0-0	0	1	0	0	0	0	0
TM TEAM			0	0-0	0-0	0-0	1-1	2	0	0	0	0	0	0
Totals			200	28-57	6-18	9-12	6-17	23	21	11	11	0	14	71

Team Summary	FG	SPT	FT
First Half	14-27 51.85 %	2-6 33.33 %	7-8 87.50 %
Second Half	14-30 46.67 %	4-12 33.33 %	2-4 50.00 %
Total	28-57 49.1 %	6-18 33.3 %	9-12 75.0 %

Technical Fouls: none Second Chance Points: 6 Scores Tied: 3 times(s) Points in the Paint: 42 Fast Break Points: 13
Lead Changed: 7 times(s) Points off Turnovers: 27 Bench Points: 38 Largest Lead: 0 0

Utah St. 75

#	Player	GS	MIN	FG	3PT	FT	ORB-DRB	REB	PF	A	TO	BLK	STL	PTS
23	Funk,Taylor	*	32	7-11	6-9	0-0	2-4	6	0	5	6	2	0	20
03	Ashworth,Steven	*	39	5-14	3-10	1-1	1-4	5	1	9	3	0	0	14
32	Dorius,Trevin	*	17	4-6	0-0	2-3	0-0	0	4	0	1	1	1	10
02	Bairstow,Sean	*	32	3-7	1-3	2-2	0-4	4	3	0	2	0	0	9
11	Shulga,Max	*	31	1-3	1-3	6-6	0-4	4	1	5	5	0	1	9
30	Akin,Dan	*	29	3-4	0-0	3-4	2-7	9	2	1	3	0	0	9
05	Eytle-Rock,RJ	*	17	1-2	0-0	2-2	0-1	1	3	1	0	0	1	4
12	Zapala,Szymon	*	3	0-0	0-0	0-0	0-0	0	0	0	1	0	0	0
TM TEAM			0	0-0	0-0	0-0	1-1	2	0	0	0	0	0	0
Totals			200	24-47	11-25	16-18	6-25	31	14	21	21	3	3	75

Team Summary	FG	SPT	FT
First Half	15-23 65.22 %	8-16 50.00 %	8-9 88.89 %
Second Half	9-24 37.50 %	3-9 33.33 %	8-9 88.89 %
Total	24-47 51.1 %	11-25 44.0 %	16-18 88.9 %

Technical Fouls: none Second Chance Points: 3 Scores Tied: 3 times(s) Points in the Paint: 26 Fast Break Points: 7
Lead Changed: 7 times(s) Points off Turnovers: 16 Bench Points: 13 Largest Lead: 0 0

GAME 18

UTAH STATE AT NEVADA JANUARY 13, 2023 • RENO, NEVADA

Utah St. (14-4,3-2 Mountain West) -vs- Nevada (15-4,5-1 Mountain West)
01/13/23 at Lawlor Events Center, Reno, NV

Date: 01/13/23
Time: 8:00 PM
Attendance: 7,315
Site: Lawlor Events Center, Reno, NV
Referees: Larry Spaulding, Verne Harris, Randy McCall

Score By Period	1		2		Total
	UT	NEV	UT	NEV	
Utah St.	42	28	70		
Nevada	37	48	85		

Utah St. 70

#	Player	GS	MIN	FG	3PT	FT	ORB-DRB	REB	PF	A	TO	BLK	STL	PTS
23	Funk,Taylor	*	37	6-12	3-7	0-0	3-7	10	0	1	0	0	2	15
03	Ashworth,Steven	*	36	4-9	3-6	4-4	0-5	5	1	3	2	0	0	15
02	Bairstow,Sean	*	32	4-10	1-2	2-4	2-1	3	2	1	1	0	0	11
32	Dorius,Trevin	*	14	3-6	0-0	5-6	2-3	5	5	0	1	2	1	11
11	Shulga,Max	*	34	3-9	1-4	2-2	0-1	1	1	6	4	0	1	9
30	Akin,Dan	*	28	2-7	0-0	4-5	4-3	7	4	1	2	0	0	8
05	Eytle-Rock,RJ	*	12	0-1	0-1	1-2	0-0	0	3	0	1	0	0	1
24	Hamoda,Zee	*	7	0-3	0-2	0-0	0-1	1	2	0	1	0	0	0
TM TEAM			0	0-0	0-0	0-0	1-0	1	0	0	0	0	0	0
Totals			200	22-57	8-22	18-23	12-21	33	18	12	12	2	4	70

Team Summary	FG	SPT	FT
First Half	14-29 48.28 %	6-11 54.55 %	8-12 66.67 %
Second Half	8-28 28.57 %	2-11 18.18 %	10-11 90.91 %
Total	22-57 38.6 %	8-22 36.4 %	18-23 78.3 %

Technical Fouls: (1) Dorius,Trevin Second Chance Points: 13 Scores Tied: 5 times(s) Points in the Paint: 28 Fast Break Points: 11
Lead Changed: 10 times(s) Points off Turnovers: 7 Bench Points: 9 Largest Lead: 0 0

Nevada 85

#	Player	GS	MIN	FG	3PT	FT	ORB-DRB	REB	PF	A	TO	BLK	STL	PTS
13	Cardenas,Kenan	*	32	9-15	0-0	10-11	0-2	2	3	5	3	0	5	28
50	Baker,Wili	*	26	10-14	3-6	1-2	0-6	6	3	1	2	1	1	24
02	Lucas,Jarod	*	38	7-14	3-6	4-5	1-1	2	1	4	0	0	0	21
05	Williams,Darrison	*	33	2-0	0-0	0-0	1-4	5	3	4	0	2	0	4
14	Coleman,Tre	*	19	0-2	0-1	0-0	1-3	4	4	1	0	1	1	0
11	Davidson,Nick	*	17	3-5	2-2	0-0	2-2	4	2	1	0	0	0	8
03	Pettigrew,Trey	*	22	0-2	0-1	0-0	1-3	4	1	1	0	1	0	0
20	Foster,Daniel	*	10	0-0	0-0	0-0	0-1	1						

2022-23 UTAH STATE BOX SCORES

GAME 21

UTAH STATE AT SAN DIEGO STATE
JANUARY 25, 2023 • SAN DIEGO, CALIFORNIA

Utah St. (16-5,5-3 Mountain West) vs- San Diego St. (16-4,7-1 Mountain West)
01/25/23 at Steve Fisher Court at Viejas Arena, San Diego, CA

Date: 01/25/23
Time: 8:00 PM
Attendance: 12,239
Site: Steve Fisher Court at Viejas Arena, San Diego, CA
Referees: Doron Whites, Doug Shows, John Higgins

Score By Period	1	2	Total
Utah St.	27	48	76
San Diego St.	42	43	85

Utah St. 75

#	Player	GS	MIN	FG	3PT	FT	ORB-DRB	REB	PF	A	TO	BLK	STL	PTS
23	Funk, Taylor	*	33	8-13	4-9	2-3	0-4	4	0	1	0	0	3	22
02	Bairstow, Sean	*	34	7-16	3-6	1-2	3-2	5	3	4	3	0	0	18
03	Ashworth, Steven	*	36	3-10	2-7	0-0	0-2	2	2	2	2	0	0	8
11	Shulga, Max	*	22	3-9	2-8	0-0	1-0	1	3	2	0	0	0	8
32	Dorius, Trevin	*	15	1-2	0-0	0-0	1-2	3	3	0	3	2	0	2
30	Akin, Dan	*	31	6-7	0-0	3-5	4-6	10	4	1	1	1	2	15
12	Zapala, Szymon	*	5	1-1	0-0	0-0	1-0	1	1	0	0	0	0	2
24	Hamoda, Zee	*	15	0-2	0-2	0-0	1-1	2	1	0	0	0	0	0
05	Eytle-Rock, RJ	*	9	0-1	0-1	0-0	0-0	0	0	1	1	0	0	0
TM	TEAM		0	0-0	0-0	0-0	1-1	2	0	0	0	0	0	0
Totals		-	200	29-61	11-33	6-10	12-18	30	17	16	10	3	5	75

Team Summary	FG	3PT	FT
First Half	10-31 32.26 %	4-20 20.00 %	3-6 50.00 %
Second Half	19-30 63.33 %	7-13 53.85 %	3-4 75.00 %
Total	29-61 47.5 %	11-33 33.3 %	6-10 60.0 %

Technical Fouls: none Second Chance Points: 12 Scores Tied: 0 times(s) Points in the Paint: 34 Fast Break Points: 8
Lead Changed: 2 times(s) Points off Turnovers: 17 Bench Points: 17 Largest Lead: 0 0

San Diego St. 85

#	Player	GS	MIN	FG	3PT	FT	ORB-DRB	REB	PF	A	TO	BLK	STL	PTS
00	Johnson, Keshad	*	29	4-9	0-1	3-3	6-4	10	0	1	1	1	0	11
31	Mensah, Nathan	*	20	4-6	0-0	2-4	2-2	4	1	0	0	0	1	10
05	Butler, Lamont	*	23	2-5	2-2	2-2	0-2	2	3	4	3	0	2	8
12	Trammell, Darion	*	29	2-7	1-3	2-2	0-3	3	0	4	1	0	1	7
20	Bradley, Matt	*	21	2-10	0-3	0-0	0-1	1	2	3	0	0	1	4
02	Selko, Adam	*	27	7-10	7-9	4-4	1-2	3	1	1	2	0	0	25
03	Parrish, Micah	*	22	2-4	2-4	3-4	1-1	2	0	1	0	0	1	9
13	LeDee, Jaedon	*	17	4-4	0-0	1-1	1-2	3	2	2	0	0	0	9
33	Arop, Aguek	*	12	1-1	0-0	0-0	1-1	2	1	2	0	0	0	2
TM	TEAM		0	0-0	0-0	0-0	1-2	3	0	0	2	0	0	0
Totals		-	200	28-58	12-22	17-20	13-20	33	10	18	9	1	6	85

Team Summary	FG	3PT	FT
First Half	15-32 46.88 %	7-13 53.85 %	5-6 83.33 %
Second Half	13-26 50.00 %	5-9 55.56 %	12-14 85.71 %
Total	28-58 48.3 %	12-22 54.5 %	17-20 85.0 %

Technical Fouls: none Second Chance Points: 17 Scores Tied: 0 times(s) Points in the Paint: 28 Fast Break Points: 10
Lead Changed: 2 times(s) Points off Turnovers: 14 Bench Points: 45 Largest Lead: 0 0

GAME 23

NEW MEXICO AT UTAH STATE
FEBRUARY 1, 2023 • DEE GLEN SMITH SPECTRUM

New Mexico (19-4,6-4 Mountain West) vs- Utah St. (18-5,7-3 Mountain West)
02/01/23 at Dee Glen Smith Spectrum, Logan, UT

Date: 02/01/23
Time: 9:30 PM
Attendance: 8,851
Site: Dee Glen Smith Spectrum, Logan, UT
Referees: Shawn Lehigh, Michael Greenstein, Gregory Nixon

Score By Period	1	2	Total
New Mexico	27	46	73
Utah St.	46	38	84

New Mexico 73

#	Player	GS	MIN	FG	3PT	FT	ORB-DRB	REB	PF	A	TO	BLK	STL	PTS
05	Mashburn, Jr, Jamal	*	38	7-19	1-4	2-2	1-2	3	2	3	2	0	1	17
24	Udeze, Morris	*	29	7-13	0-0	2-5	4-8	12	4	0	4	0	0	16
10	House, Jaelen	*	31	6-14	1-4	1-1	0-2	2	3	3	2	0	2	14
53	Allick, Josiah	*	33	3-4	0-0	4-5	2-1	3	3	1	1	0	0	10
13	Johnson, Javonté	*	32	4-4	2-2	0-1	0-4	4	1	0	1	0	1	10
02	Dent, Donovan	*	20	1-3	0-0	2-2	0-1	1	2	0	1	1	1	4
00	Jenkins, KJ	*	14	1-2	0-1	0-0	0-0	0	3	0	1	0	0	2
03	Forsling, Sebastian	*	3	0-0	0-0	0-0	0-0	0	2	0	0	1	0	0
TM	TEAM		0	0-0	0-0	0-0	4-1	5	0	0	1	0	0	0
Totals		-	200	29-59	4-11	11-16	11-19	30	20	7	13	2	5	73

Team Summary	FG	3PT	FT
First Half	10-25 40.00 %	2-7 28.57 %	5-6 83.33 %
Second Half	19-34 55.88 %	2-4 50.00 %	6-10 60.00 %
Total	29-59 49.2 %	4-11 36.4 %	11-16 68.8 %

Technical Fouls: none Second Chance Points: 12 Scores Tied: 0 times(s) Points in the Paint: 38 Fast Break Points: 4
Lead Changed: 1 times(s) Points off Turnovers: 18 Bench Points: 6 Largest Lead: 0 0

Utah St. 84

#	Player	GS	MIN	FG	3PT	FT	ORB-DRB	REB	PF	A	TO	BLK	STL	PTS
02	Bairstow, Sean	*	37	8-12	2-3	2-2	0-5	5	4	2	1	0	0	20
03	Ashworth, Steven	*	34	4-8	2-5	9-9	0-1	1	0	2	2	0	2	19
11	Shulga, Max	*	37	4-10	3-7	2-2	0-3	3	0	2	1	1	1	13
23	Funk, Taylor	*	29	3-11	0-5	3-3	4-3	7	3	2	2	0	0	9
32	Dorius, Trevin	*	20	2-5	0-0	3-6	4-2	6	3	0	1	1	2	7
30	Akin, Dan	*	27	4-6	0-0	8-9	2-4	6	3	5	1	0	0	16
05	Eytle-Rock, RJ	*	10	0-0	0-0	0-0	0-1	1	0	0	0	0	1	0
24	Hamoda, Zee	*	6	0-2	0-0	0-0	1-0	1	0	0	2	0	0	0
TM	TEAM		0	0-0	0-0	0-0	1-4	5	0	0	1	0	0	0
Totals		-	200	26-54	7-20	27-31	12-23	35	13	13	11	2	6	84

Team Summary	FG	3PT	FT
First Half	15-28 53.57 %	5-9 55.56 %	11-11 100.00 %
Second Half	10-26 38.46 %	2-11 18.18 %	16-20 80.00 %
Total	25-54 46.3 %	7-20 35.0 %	27-31 87.1 %

Technical Fouls: (2) Funk, Taylor Second Chance Points: 13 Scores Tied: 0 times(s) Points in the Paint: 32 Fast Break Points: 2
Lead Changed: 1 times(s) Points off Turnovers: 22 Bench Points: 16 Largest Lead: 0 0

GAME 22

UTAH STATE AT FRESNO STATE
JANUARY 28, 2023 • FRESNO, CALIFORNIA

Utah St. (17-5,6-3 Mountain West) vs- Fresno St. (7-13,3-6 Mountain West)
01/28/23 at Save Mart Center, Fresno, CA

Date: 01/28/23
Time: 4:00 PM
Attendance: 6,817
Site: Save Mart Center, Fresno, CA
Referees: Tommy Johnson, Rodrick Dixon, Rick Batsell

Score By Period	1	2	Total
Utah St.	34	36	70
Fresno St.	28	25	53

Utah St. 70

#	Player	GS	MIN	FG	3PT	FT	ORB-DRB	REB	PF	A	TO	BLK	STL	PTS
03	Ashworth, Steven	*	36	3-7	3-6	5-5	1-5	6	0	6	2	0	1	14
02	Bairstow, Sean	*	35	4-7	0-1	1-2	1-7	8	0	1	1	0	1	9
23	Funk, Taylor	*	33	3-11	1-6	2-2	0-3	3	1	2	1	0	0	9
32	Dorius, Trevin	*	10	3-4	0-0	0-0	0-1	3	4	1	1	1	1	6
11	Shulga, Max	*	21	0-4	0-2	2-2	0-2	2	4	1	1	0	1	2
30	Akin, Dan	*	29	8-10	1-1	6-7	3-5	8	2	0	2	3	0	23
24	Hamoda, Zee	*	17	1-4	0-1	2-2	2-3	5	1	1	1	0	0	4
05	Eytle-Rock, RJ	*	15	1-3	1-1	0-0	0-1	3	2	2	1	0	0	3
00	Brenchley, London	*	1	0-0	0-0	0-0	0-1	1	0	0	0	0	0	0
12	Zapala, Szymon	*	1	0-0	0-0	0-0	0-0	0	0	0	1	0	0	0
13	Gillis, Corner	*	1	0-0	0-0	0-0	0-0	0	0	0	0	0	0	0
14	Odom, Connor	*	1	0-0	0-0	0-0	0-0	0	0	0	0	0	0	0
TM	TEAM		0	0-0	0-0	0-0	0-2	2	0	0	1	0	0	0
Totals		-	200	23-50	6-18	18-20	11-30	41	14	14	12	4	4	70

Team Summary	FG	3PT	FT
First Half	11-24 45.83 %	4-10 40.00 %	8-9 88.89 %
Second Half	12-26 46.15 %	2-8 25.00 %	10-11 90.91 %
Total	23-50 46.0 %	6-18 33.3 %	18-20 90.0 %

Technical Fouls: none Second Chance Points: 16 Scores Tied: 2 times(s) Points in the Paint: 30 Fast Break Points: 8
Lead Changed: 2 times(s) Points off Turnovers: 6 Bench Points: 30 Largest Lead: 0 0

Fresno St. 53

#	Player	GS	MIN	FG	3PT	FT	ORB-DRB	REB	PF	A	TO	BLK	STL	PTS
01	Baker Jr, Jemari	*	30	3-8	1-4	4-4	0-2	2	2	2	0	0	1	11
03	Hill, Isiah	*	33	4-11	1-4	0-0	1-1	2	2	2	2	0	0	9
25	Holland, Anthony	*	30	2-6	2-5	0-0	0-3	3	4	3	0	0	0	6
23	Collimero, Leo	*	28	1-3	0-1	0-0	1-2	3	4	0	0	0	1	2
35	Andre, Eduardo	*	13	0-3	0-0	1-2	0-1	1	3	0	1	1	0	1



LANDON BRENCHLEY
6-4 • 215 • R-FR • G • Providence, Utah (Ridgeline HS)

	GP/GS	PPG	RPG	APG	SPG	FG%	3FG%	FT%
Season	5/0	0.0	1.0	0.4	0.0	.000	.000	.000
MW	2/0	0.0	1.0	0.0	0.0	.000	.000	.000
Career	5/0	0.0	1.0	0.4	0.0	.000	.000	.000

- One of five returned missionaries for The Church of Jesus Christ of Latter-day Saints on the Utah State roster, serving in Toronto, Canada (Mandarin speaking).
- One of two Cache Valley natives on the Utah State roster, graduating from Ridgeline High School.

BRENCHLEY'S CAREER HIGHS

PTS: -
REB: 3 vs Westminster (12/15/22)
ASTS: 2 vs Westminster (12/15/22)
STLS: -
BLKS: -
MINS: 3 vs Westminster (12/15/22)



SEAN BAIRSTOW *BARE Stoe*
6-8 • 205 • SR • Guard • Brisbane, Australia (Churchie)

	GP/GS	PPG	RPG	APG	SPG	FG%	3FG%	FT%
Season	24/24	11.1	4.5	2.6	0.5	.509	.453	.587
MW	64/26	6.3	2.3	1.3	0.3	.498	.311	.688
Career	106/43	6.5	2.4	1.4	0.4	.498	.318	.640

- Has family ties to both Utah State and the Mountain West as his sister, Stephanie, was a member of the USU women's basketball team from 2013-14, and his brother, Cam, was an all-conference performer at New Mexico from 2011-14.
- Was a member of the U19 Australian National Team and a two-year member of the U20 Queensland team.
- Has scored in double figures in 32 games during his Aggie career.
- One of six Aggies to score 20 or more points this season.
- One of four Aggies to log a double-double, recording one this season.

BAIRSTOW'S CAREER HIGHS

PTS: 20 (2) vs New Mexico (2/1/23)
REB: 8 (2) at Fresno State (1/28/23)
ASTS: 10 at Colorado State (2/4/23)
STLS: 4 at Colorado State (1/12/22)
BLKS: 2 (2) Colorado State (2/26/22)
MINS: 39 at Fresno State (1/18/22)



STEVEN ASHWORTH
6-1 • 170 • JR • Guard • Alpine, Utah (Lone Peak HS)

	GP/GS	PPG	RPG	APG	SPG	FG%	3FG%	FT%
Season	24/24	15.9	3.3	4.5	0.9	.473	.475	.869
MW	47/24	9.5	2.6	3.7	0.8	.393	.385	.905
Career	86/31	9.8	2.5	3.5	0.8	.420	.421	.874

- Served a two-year mission for The Church of Jesus Christ of Latter-day Saints in Indianapolis, Indiana. Earned the nickname "Boots" on his mission after playing some pick-up basketball in his snow boots.
- One of six Aggies to score 20 or more points this season.
- Has scored in double figures 42 times during his Aggie career.

ASHWORTH'S CAREER HIGHS

PTS: 30 vs Oral Roberts (11/22/22)
REB: 8 at Air Force (1/3/23)
ASTS: 9 at San Diego (11/17/22)
STLS: 4 at Georgetown (11/25/20)
BLKS: 1 (2) vs Oklahoma (11/21/21)
MINS: 40 vs Boise State (1/20/22)



RJ EYTLE-ROCK *EYE del rock*
6-4 • 225 • SR • Guard • London, England (UMBC)

	GP/GS	PPG	RPG	APG	SPG	FG%	3FG%	FT%
Season	23/0	2.4	0.7	0.6	0.2	.450	.435	.833
MW	27/15	6.5	2.0	1.3	0.5	.465	.397	.842
Career	127/94	7.8	2.9	2.0	0.6	.424	.363	.791

- Has scored in double figures 43 total times during his career, including 10 games at Utah State.
- Reunites with former UMBC and Barking Abbey teammate Dan Akin on the 2022-23 USU roster.

EYTLE-ROCK'S CAREER HIGHS

PTS: 31 vs Vermont (3/10/20)
REB: 10 at Albany (2/20/20)
ASTS: 7 (2) at Vermont (2/22/20)
STLS: 4 at Georgetown (11/25/20)
BLKS: 1 (5) vs Bradley (11/11/22)
MINS: 42 vs Towson (12/11/18)



MAX SHULGA *Shool ga*
6-4 • 197 • JR • Guard • Kyiv, Ukraine (Basketball School of Excellence (Torrelodones, Spain))

	GP/GS	PPG	RPG	APG	SPG	FG%	3FG%	FT%
Season	24/24	11.3	4.4	4.1	0.7	.433	.343	.833
MW	44/12	4.8	2.0	1.5	0.6	.421	.333	.750
Career	79/26	5.7	2.7	1.8	0.6	.443	.364	.814

- One of six Aggies to score 20 or more points this season.
- One of four Aggies to log a double-double, recording three this season.
- Has scored in double figures 21 times in his USU career.
- Member of both the U20 and U18 Ukrainian National team.
- Shulga is fluent in four different languages, including English, Russian, Spanish and Ukrainian.

SHULGA'S CAREER HIGHS

PTS: 20 at San Diego (11/17/22)
REB: 10 (2) vs Seattle (12/22/22)
ASTS: 10 vs Utah Tech (12/1/22)
STLS: 24 vs Nevada (2/28/21)
BLKS: 2 vs Seattle (12/22/22)
MINS: 37 (2) vs New Mexico (2/1/23)



SZYMON ZAPALA *SHE mon Za PAH la*
6-11 • 240 • JR • Center • Zaborze, Poland (SMS Pzkosz Wladyslawow)

	GP/GS	PPG	RPG	APG	SPG	FG%	3FG%	FT%
Season	9/0	0.8	0.7	0.1	0.0	.750	.000	.333
MW	24/0	0.8	1.4	0.0	0.0	.400	.000	.600
Career	43/0	1.2	1.4	0.1	0.0	.556	.000	.464

- Member of the Polish National team at the 2019 U18 European Championships, averaging 7.5 points, 5.1 rebounds and 1.0 blocks per game as his team finished second.
- Scored in double figures once in his Aggie career.

ZAPALA'S CAREER HIGHS

PTS: 10 vs Carroll College (11/29/21)
REB: 6 (3) vs New Mexico (2/22/22)
ASTS: 2 vs Carroll College (11/29/21)
STLS: 1 (2) at Boise State (1/19/22)
BLKS: 2 vs New Mexico (2/22/22)
MINS: 12 (2) at Boise State (2/19/22)



CONNER GILLIS
6-2 • 150 • JR • Guard • Charlotte, North Carolina (Gaston Christian HS)

	GP/GS	PPG	RPG	APG	SPG	FG%	3FG%	FT%
Season	5/0	0.0	0.0	0.0	0.0	.000	.000	.000
MW	3/0	0.0	0.0	0.0	0.0	.000	.000	.000
Career	11/0	0.3	0.0	0.0	0.0	.250	.333	.000

- Took one year off from college basketball after enrolling as a student at East Carolina as a freshman.
- Prepped at Gaston Christian High School, averaging 12.0 points, 2.8 assists and 2.0 rebounds per game.

GILLIS' CAREER HIGHS

PTS: 3 vs New Mexico State (11/19/21)
REB: -
ASTS: -
STLS: -
BLKS: -
MINS: 3 vs New Orleans (12/11/21)



CONNOR ODOM
5-11 • 165 • JR • Guard • Annapolis, Maryland (Archbishop Spalding HS)

	GP/GS	PPG	RPG	APG	SPG	FG%	3FG%	FT%
Season	3/0	0.0	0.0	0.0	0.0	.000	.000	.000
MW	7/0	0.0	0.1	0.0	0.0	.000	.000	.000
Career	9/0	0.3	0.2	0.0	0.0	.250	.500	.000

- Oldest of two sons of USU head coach Ryan Odom.
- Originally signed with Maryland before playing one semester at Flagler College in St. Augustine, Florida.

ODOM'S CAREER HIGHS

PTS: 3 vs Air Force (3/9/22)
REB: 1 (2) vs Air Force (3/9/22)
ASTS: -
STLS: -
BLKS: -
MINS: 2 (4) vs Air Force (3/9/22)




RYLAN JONES
6-0 • 178 • SR • Guard • Holladay, Utah (Utah)

	GP/GS	PPG	RPG	APG	SPG	FG%	3FG%	FT%
Season	13/10	4.2	1.3	3.3	0.8	.367	.357	.600
MW	18/9	5.5	2.3	3.1	0.9	.458	.262	.800
Career	89/75	6.7	2.4	4.2	1.2	.403	.347	.817

- For his career, Jones has a better than 2-to-1 assist-to-turnover ratio.
- Has scored in double figures 23 times in his career, including in seven games at Utah State.
- One of just three players in the state of Utah to earn back-to-back Mr. Basketball honors.

JONES' CAREER HIGHS

PTS: 25 vs BYU (12/4/19)
REB: 10 vs Mississippi Valley State (11/8/19)
ASTS: 11 (2) vs New Orleans (12/11/21)
STLS: 5 (2) vs Idaho State (12/8/20)
BLKS: 1 (3) vs Saint Mary's (12/2/21)
MINS: 47 vs Penn (11/18/21)




ISAAC JOHNSON
7-0 • 245 • SO • Center • American Fork, Utah (Oregon)

	GP/GS	PPG	RPG	APG	BPG	FG%	3FG%	FT%
Season	Redshirting 2022-23 season							
MW	-	-	-	-	-	-	-	-
Career	14/-	2.4	1.1	0.2	0.0	.600	0.0	.556

- One of five returned missionaries for The Church of Jesus Christ of Latter-day Saints on the Utah State roster, serving in Ohio.
- Appeared in 13 games for Oregon during the 2021-22 season, totaling 33 points and 16 rebounds.

JOHNSON'S CAREER HIGHS

PTS: 8 vs Chaminade (11/22/21)
REB: 2 (6) vs Oregon State (11/29/22)
ASTS: 1 (3) vs Chaminade (11/22/21)
STLS: -
BLKS: -
MINS: 12 vs Montana (11/29/21)




MASON FALSLEV
6-3 • 190 • FR • Guard • Benson, Utah (Sky View HS)

	GP/GS	PPG	RPG	APG	SPG	FG%	3FG%	FT%
Season	Redshirting 2022-23 season							
MW	-	-	-	-	-	-	-	-
Career	-	-	-	-	-	-	-	-

- One of five returned missionaries for The Church of Jesus Christ of Latter-day Saints on the Utah State roster, serving in Brazil.
- One of two Cache Valley natives on the Utah State roster, graduating from Sky View High School.
- Named The Herald Journal Male Scholar-Athlete of the Year in 2020. Falslev earned back-to-back 4A state MVP honors in basketball and was the 2019 4A MVP in football.

FALSLEV'S CAREER HIGHS

PTS: -
REB: -
ASTS: -
STLS: -
BLKS: -
MINS: -



TAYLOR FUNK
6-9 • 220 • GR • Forward • Lancaster, Pennsylvania (Saint Joseph's)

	GP/GS	PPG	RPG	APG	SPG	FG%	3FG%	FT%
Season	23/23	14.3	5.4	2.0	0.8	.454	.409	.906
MW	11/11	14.5	4.1	1.7	0.6	.491	.429	.941
Career	143/123	12.4	5.6	1.6	0.7	.426	.362	.826

- One of six Aggies to score 20 or more points this season.
- One of four Aggies to log a double-double, recording three this season.
- Has scored in double figures 91 times in his career and has logged nine career double-doubles.

FUNK'S CAREER HIGHS

PTS: 36 vs Dayton (2/24/21)
REB: 14 (2) vs UVU (11/7/22)
ASTS: 7 (2) vs Utah Tech (12/1/22)
STLS: 5 vs Santa Clara (11/14/22)
BLKS: 3 (3) vs Bradley (11/11/22)
MINS: 46 at George Mason (1/20/21)



ZEE HAMODA *ha MO da*
6-7 • 170 • SO • Forward • Riffa, Bahrain (Bridgton Academy)

	GP/GS	PPG	RPG	APG	SPG	FG%	3FG%	FT%
Season	23/0	5.5	2.9	0.8	0.4	.409	.396	.824
MW	24/0	2.8	1.8	0.5	0.3	.333	.263	.667
Career	51/0	3.9	1.9	0.6	0.3	.391	.326	.741

- Is the first player from Bahrain to play NCAA Division I men's basketball.
- Attended one year of prep school at Bridgton Academy (Bridgton, Maine) and was ranked as the top recruit coming out of the Pine Tree State.
- Represented Bahrain in the 2018 FIBA U18 Asia Championships and in the 2020 FIBA Asia Cup Qualifiers.
- Has scored in double figures five times in his career.
- One of five Aggies to score 20 or more points this season.

HAMODA'S CAREER HIGHS

PTS: 28 vs Westminster (12/15/22)
REB: 7 vs San Francisco (12/4/22)
ASTS: 3 (4) vs Westminster (12/15/22)
STLS: 4 vs Westminster (12/15/22)
BLKS: 2 (3) vs Bradley (11/11/22)
MINS: 25 (2) vs Westminster (12/15/22)



DAN AKIN *AA (like the a in cat) kin*
6-9 • 225 • 6TH • Forward • London, England (Cal Baptist)

	GP/GS	PPG	RPG	APG	SPG	FG%	3FG%	FT%
Season	24/1	12.5	7.4	0.8	0.4	.642	1.000	.701
MW	11/0	12.4	8.3	0.9	0.4	.611	1.000	.734
Career	149/95	7.7	6.0	0.8	0.5	.580	.500	.582

- One of six Aggies to score 20 or more points this season.
- One of four Aggies to log a double-double, recording six this season.
- Akin previously played under current USU head coach Ryan Odom at UMBC. He was on the squad and scored the first basket in UMBC's historic NCAA Tournament victory over top-seeded Virginia during the 2017-18 season.
- Reunites with former UMBC and Barking Abbey teammate RJ Eytel-Rock on the 2022-23 USU roster.

AKIN'S CAREER HIGHS

PTS: 24 at UC Riverside (12/12/21)
REB: 17 at UTRGV (2/12/22)
ASTS: 5 (2) vs New Mexico (2/1/23)
STLS: 3 (4) vs Sam Houston (1/26/22)
BLKS: 6 at Tarleton State (1/20/22)
MINS: 40 vs Seattle U (11/7/22)



TREVIN DORIUS
7-1 • 240 • SR • Center • Heber City, Utah (Wasatch HS)

	GP/GS	PPG	RPG	APG	SPG	FG%	3FG%	FT%
Season	24/24	5.5	3.7	0.3	0.5	.576	.000	.675
MW	60/14	2.8	2.6	0.2	0.5	.564	.000	.586
Career	104/28	3.2	2.8	0.2	0.4	.561	.000	.541

- Scored in double figures eight times in his career.
- Used a redshirt year during the 2016-17 season before departing for a mission for The Church of Jesus Christ of Latter-day Saints in Scottsdale, Arizona.

DORIUS' CAREER HIGHS

PTS: 12 (3) vs Washington St. (12/25/22)
REB: 11 vs St. Katherine (12/10/19)
ASTS: 2 (3) vs Washington St. (12/25/22)
STLS: 3 vs San José State (1/21/20)
BLKS: 2 (14) at San Diego State (1/25/23)
MINS: 24 vs St. Katherine (12/10/19)