

AZTEC BASKETBALL

Six-Time Mountain West Champions | Two-Time Defending Mountain West Champions | 2011 NCAA Sweet 16 Participants

(rv/rv) LONG BEACH STATE (2-0) at (rv/-) SAN DIEGO STATE (4-1)

Nov. 19 | Viejas Arena at Aztec Bowl | San Diego, Calif. | 1:30 p.m. PT



SAN DIEGO STATE

Record: 4-1 (0-0 MW)
Head Coach: Steve Fisher
13th year at SDSU (236-153)

TOP PERFORMERS

Scoring Chase Tapley - 18.4
Rebounding Garrett Green - 6.8
Assists Xavier Thames - 5.0



LONG BEACH STATE

Record: 2-0 (0-0 BWC)
Head Coach: Dan Monson
5th year at LBSU (62-68)

TOP PERFORMERS

Scoring Casper Ware - 24.0
Rebounding T.J. Robinson - 9.5
Assists Larry Anderson - 7.0

THE LONG BEACH STATE GAME

- San Diego State's game vs. Long Beach State is the back end of a home-and-home series, which started last season in Long Beach. The Aztecs beat the 49ers, 81-65, and the decision was the first of what would be a 20-0 start for SDSU.
- The Aztecs are looking to extend their winning streak to four games against Long Beach State.

San Diego State comes into the Saturday afternoon game having won 11 of the last 12 matchups.

- SDSU is in search of its eighth straight victory over a Big West Conference school and its 12th consecutive home victory over a current member of the league.

San Diego State Awaits Long Beach State for Saturday Showdown

- San Diego State, which is receiving votes in the Associated Press Top-25 Poll, continues its challenging schedule Saturday afternoon when Long Beach State visits Viejas Arena. The non-conference match-up between the two Cal State schools will air live on Channel 4 San Diego at 1:30 p.m. PT.
- For the third time this week, SDSU has one day to prepare for its opponent, in this case, Long Beach State. The 49ers, who are receiving the same amount of votes in the AP poll as the Aztecs (3), are coming off an impressive, 86-76, road win at ninth-ranked Pittsburgh on Wednesday. LBSU, the preseason Big West favorites, is also receiving three votes in the ESPN/USA Today Coaches Poll.
- The Aztecs are fresh off a thrilling, 56-54, victory over USC Thursday night at a sold-out Viejas Arena. Jamaal Franklin led the team with 14 points, but it was Xavier Thames who lifted San Diego State as he made a length-of-the-court game-winning lay-up with 1.8 seconds left. Thames finished the game with 12 points.

Tough Out

- San Diego State has had great success over the years inside Viejas Arena. Since 2005-06, the Aztecs are 85-11 (.885) at Viejas, including 32-2 since the beginning of 2009-10.
- San Diego State carries some lengthy home winning streaks into the contest having won 36 straight against teams not ranked in the AP Top 25 and 26 in row vs. non-conference opponents.

A San Diego State Win Would...

- Extend San Diego State's winning streak to 47 games against unranked opponents.
- Extend San Diego State's November home winning streak vs. unranked foes to 19.
- Extend the Aztecs' winning streak over schools from the state of California to 17.
- Extend SDSU's November home winning streak to 10.
- Give the Aztecs five wins through the first six games for the fifth time in the last six years.

2011-12 SDSU BASKETBALL SCHEDULE

Date	Opponent (TV)	Time/Result
Nov. 11	#Bryant	W, 75-63
Nov. 12	#Southern Utah	W, 70-37
Nov. 13	#UC Davis	W, 89-74
Nov. 15	at (11/12) Baylor (ESPN)	L, 77-67
Nov. 17	USC (The Mtn., 4SD)	W, 56-54
Nov. 19	(rv/rv) Long Beach St. (4SD)	1:30 PT
Nov. 23	at Arizona (FS Arizona Plus)	6:30 MT
Nov. 26	at UC Santa Barbara	7:00 PT
Nov. 30	Creighton (The Mtn., 4SD)	7:30 PT
Dec. 4	California (The Mtn., 4SD)	2:00 PT
Dec. 7	at San Diego (4SD, The Mtn.)	7:00 PT
Dec. 19	UC Riverside (4SD)	7:00 PT
Dec. 22	Elon	4:30 PT
Dec. 30	Redlands	7:00 PT
Jan. 5	San Diego Christian	7:00 PT
Jan. 10	Chicago St. (4SD, The Mtn.)	7:00 PT
Jan. 14	*UNLV (NBC SN)	1:00 PT
Jan. 18	*at New Mexico (CBS SN, 4SD)	8:00 MT
Jan. 21	*Air Force (The Mtn., 4SD)	7:00 PT
Jan. 24	*at Wyoming (The Mtn., 4SD)	6:30 MT
Jan. 28	*at Colorado St. (NBC SN)	2:00 MT
Feb. 1	*Boise St. (CBS SN, 4SD)	7:00 PT
Feb. 4	*TCU (The Mtn., 4SD)	7:00 PT
Feb. 11	*at UNLV (NBC SN)	1:00 PT
Feb. 15	*New Mexico (CBS SN, 4SD)	7:00 PT
Feb. 18	*at Air Force (NBC SN)	2:00 MT
Feb. 22	*Wyoming (The Mtn., 4SD)	7:30 PT
Feb. 25	*Colorado St. (The Mtn., 4SD)	7:00 PT
Feb. 29	*at Boise St. (The Mtn., 4SD)	8:00 MT
Mar. 3	*at TCU (The Mtn., 4SD)	6:00 CT
Mar. 8-10	at MW Championship (Las Vegas, Nev.)	TBD

- Basketball Travelers Classic (Viejas Arena)
* - Mountain West game

ON THE AIR

TELEVISION

- Channel 4 San Diego
- Steve Quis (play-by-play)
- Jim Brogan (analyst)

RADIO

- KOGO AM 600, 95.7 FM
- Ted Leitner (play-by-play)

SAN DIEGO STATE AZTECS

No.	Name (Career G/GS)	Pos.	Ht.	Wt.	Cl.	PPG	RPG	Misc.	Note	◆ - Probable Starter
0	Alec Williams (26/3)	F	6-7	245	So.	3.8	3.3	16.0 mpg	Played in 26 career games; First career start vs. Bryant in opener	
2	◆ Xavier Thames (36/9)	G	6-3	195	So.	10.0	3.4	6.0 apg	Preseason MW Newcomer of the Year; GW shot w/1.8 secs. vs. USC	
3	LaBradford Franklin (22/1)	G	6-2	175	So.	6.4	2.0	52.6 FG	12 pts. in a personal-best 24 minutes vs. SUU; CH 13 pts. vs. UCSD	
5	◆ Garrett Green (92/22)	C	6-11	240	Sr.	7.4	6.8	55.2 FG	Transfer from LSU; Team leader in rebs.; 14 pts., 11 rebs. vs. Bryant	
10	◆ Tim Shelton (83/23)	F	6-7	240	Sr.	3.0	3.6	1.8 apg	Fifth-year senior; Played in more games at SDSU than any current Aztec	
11	◆ James Rahon (71/25)	G	6-5	210	Jr.	8.0	5.0	83.3 FT	Team-best 43.4 percent 3FG last year; 10 pts., CH 7 reb. at Baylor	
21	Jamaal Franklin (26/0)	G	6-5	195	So.	17.3	4.0	89.5 FT	Career-high 31 pts. in 27 min. vs. UC Davis; 13 pts. vs. SUU	
22	◆ Chase Tapley (72/53)	G	6-3	195	Jr.	18.4	4.8	4.0 spg	Career-high 28 pts. (8-10 3FG) at Baylor; Career-high 7 stl. vs. UC Davis	
23	DeShawn Stephens (5/0)	G	6-8	215	Jr.	6.2	6.2	51.9 FG	JC transfer from Santa Monica College; CH 11 pts., 9 rebs. vs. SUU	
33	Jeremy Castleberry (1/0)	G	5-10	198	So.	0.0	0.0	5.0 mpg	Walk-on from MLK HS in Riverside, Calif.; 1st career game vs. SUU	

Head Coach: Steve Fisher (Illinois State, 1967) • 420-235 (21st full season overall) • 236-153 (13th season at SDSU)

Associate Head Coach/Head Coach In Waiting: Brian Dutcher (Minnesota, 1982) **Assistant Coaches:** Mark Fisher (Michigan, 2001), Tony Bland (San Diego State, 2009)

Director of Operations: Matt Soria (San Diego State, 2002) **Director of Player Development:** David Velasquez (San Diego State, 2007) **Athletic Trainer:** Tom Abdenour (Wayne State, 1976) **Strength and Conditioning:** Randy Shelton (San Diego State, 2000)

San Diego State

2011-12 Record: 4-1; 0-0 MW

2-Time Defending MW Champs, 2011 NCAA Sweet 16

- The Aztecs have won at least 20 games in a school-record six straight seasons and 25 or more in three consecutive seasons.
- San Diego State has advanced to postseason play each of the last six seasons (2006 NCAA, 2007-09 NIT, 2010-11 NCAA).

Trends:

- SDSU has won 61 of the last 65 dating back to the 2006-07 season when scoring at least 71 points.
- SDSU has won 46 straight games vs. non-ranked opponents and 36 consecutive home games against teams not in the AP Top 25.

Number	Name	Position	Height	Weight	Year	High School	PPG	RPG	APG	FG	3FG	FT	Notes
0	Alec Williams	Forward	6-7	245	Jr.-2L	San Juan Capistrano, Calif. (JSerra Catholic HS)	11-12: 3.8 MW: --	3.3 --	0.0 --	29.4 --	33.3 --	42.9 --	Played in 26 career games... Had eight points and four rebounds in 13 mins. vs. CS San Marcos (exh.)... Scored 11 points vs. Point Loma Nazarene (exh.)... Started first career game vs. Bryant and finished with seven points and four rebounds... Started first three games of the season before coming off the bench vs. Baylor.
2	Xavier Thames	Guard	6-3	1195	So.-TR	Sacramento, Calif. (Washington State)	11-12: 10.0 MW: --	3.4 --	6.0 --	47.4 --	11.1 --	61.9 --	Eligible this season after sitting out 2010-11 following his transfer from Washington State... 2011-12 preseason MW Newcomer of the Year... Career-high numbers of 16 pts., 4 rebs., and 8 ast. in 38 mins. vs. Bryant... Game-high 7 ast. vs. SUU and UC Davis... Grabbed a career-high four rebounds vs. Baylor... GW lay-up w/1.8 sec. left vs. USC.
3	LaBradford Franklin	Guard	6-2	175	So.-1L	Temecula, Calif. (Great Oak HS)	11-12: 6.4 MW: --	2.0 --	2.0 --	52.6 --	28.6 --	83.3 --	Played in 17 games and started once last season as a true freshman... Played in five games this season... Five assists, one turnover vs. CSUSM (exh.)... Scored then-career-high 12 pts. vs. Southern Utah... Career-high 13 pts. (8-8 FT) and added 5 ast. vs. UC Davis... Had three assists in 12 minutes off the bench at Baylor.
5	Garrett Green	Forward	6-11	240	Sr.-TR	Woodland Hills, Calif. (LSU)	11-12: 7.4 MW: --	6.8 --	0.6 --	55.2 --	0/1 --	45.5 --	Graduated from LSU in Aug. 2011 and is eligible this season... Is currently in grad school... Has three career double-doubles... Has 10 career double-figure scoring games... Played in 66 straight games... 14 pts., 11 rebs., career-high-tying 3 ast. vs. Bryant... 9 pts., game-high 11 rebs. vs. Southern Utah... Team leader in rebs.
10	Tim Shelton	Forward	6-7	240	Sr.-3L	Fresno, Calif. (Clovis West HS)	11-12: 3.0 MW: --	3.6 --	1.8 --	30.0 --	0/2 --	100.0 --	Started every game this season... Played in 83 career games and made 23 starts... Is a fifth-year senior who is in grad school... Has history of knee issues... Started and played 24 mins. vs. Bryant; finished with 4 pts. and 7 rebs... Played a career-high 36 mins. vs. USC, his most since playing 35 on Jan. 3, 2009, at Air Force.
11	James Rahon	Guard	6-5	210	Jr.-1L	San Diego, Calif. (Santa Clara)	11-12: 8.0 MW: --	5.0 --	0.5 --	26.3 --	0.91 --	83.3 --	Missed the first three games due to injured left foot... Returned and started at Baylor... Has 113 career three-pointers... Has 30 career double-figure scoring games, including 11 as an Aztec... Averaged 18.5 points on 61.9 shooting in two exhibitions... Scored 10 points and grabbed a career-high 7 rebounds at Baylor.
21	Jamaal Franklin	Guard	6-5	195	So.-1L	Hawthorne, Calif. (Westwind Prep International)	11-12: 17.3 MW: --	4.0 --	0.5 --	46.0 --	31.6 --	89.5 --	Played in four games this season... Has made 17 straight FTs (17-19 FT)... Posted a double-double (13 pts., 10 rebs.) vs. Utah in just 17 minutes last year... Scored a then-career-high tying 13 pts. in 27 mins. vs. Southern Utah... Career-high 31 pts., 6 reb., 3 stl. in 27 mins. vs. UC Davis... 11 points at No. 11/12 Baylor... 14 vs. USC.
22	Chase Tapley	Guard	6-3	195	Jr.-2L	Sacramento, Calif. (Sacramento HS)	11-12: 18.4 MW: --	4.8 --	2.4 --	52.5 --	55.2 --	77.8 --	MW co-POW... Two-year starter... Averaging 4.0 steals... Has 31 career double-figure scoring efforts... Has 18 career TO-free games and 47 games with one TO or less... 20 pts. and a career-high 11 rebounds vs. Bryant... 23 pts., career-high 7 stls. vs. UC Davis... Career-high 28 pts. on a career-best 8 three-pointers at No. 11/12 Baylor.
23	DeShawn Stephens	Forward	6-8	215	Jr.-JC	Los Angeles, Calif. (Santa Monica College)	11-12: 6.2 MW: --	6.2 --	0.4 --	51.9 --	0/0 --	23.1 --	Is a JC transfer from Santa Monica College... DNP high school basketball and was cut during tryouts his senior year... Finished his career at SMC by averaging 9.7 points on 64.1 percent shooting and 8.0 rebounds... 9 pts., 6 reb. vs. Bryant... Career-high 11 pts. and 9 rebs. vs. Southern Utah... Career-high 9 rebs., 2 blks. vs. USC.
33	Jeremy Castleberry	Guard	5-10	198	So.-HS	Upper Marlboro, Md. (Martin Luther King HS)	11-12: 0.0 MW: --	0.0 --	0.0 --	00.0 --	00.0 --	00.0 --	Walk-on guard... Attended Martin Luther King High in Riverside, Calif... Was a teammate of former SDSU All-American forward and first-round NBA Draft pick Kawhi Leonard... Saw action in both exhibition games... Scored two points vs. CS San Marcos (exh.)... Played two minutes vs. Point Loma Nazarene (exh.)... 5 min. vs. SUU.
RS	J.J. O'Brien	Forward	6-7	215	So.-TR	Rancho Cucamonga, Calif. (Utah)	10-11: 6.4 MW: --	5.5 --	1.2 --	41.2 --	11.1 --	58.8 --	Played last year at Utah and against San Diego State three times... Must sit out the 2011-12 campaign due to NCAA transfer rules... Had double-doubles vs. BYU (13 pts., 11 rebs.) and vs. New Mexico (18 pts., 10 rebs.)... Had five double-figure rebounding games and six double-figure scoring games... Started 21 of 22 games.
RS	Dwayne Polee II	Forward	6-7	195	So.-TR	Los Angeles, Calif. (St. John's)	10-11: 4.4 MW: --	2.5 --	0.6 --	45.6 --	22.7 --	63.0 --	Played last year at St. John's... Must sit out this season due to NCAA transfer rules... Started 27 of 33 games for the Red Storm, which advanced to the NCAA Tournament... Five double-figure scoring efforts... Scored 12 points vs. Gonzaga in the NCAA Tournament... Went to Westchester HS in LA, the same HS as current assistant coach Tony Bland.

SDSU SCHEDULE/RESULTS

Date	Opponent (Television)	Time/Result	Note
Basketball Travelers Classic (Viejas Arena; San Diego, Calif.)			
N.11	Bryant	W, 75-63	▶ Tapley: 20 points, 11 rebounds, 6 assists, 3 steals; Green: 14 points, 11 rebounds
N.12	Southern Utah	W, 70-37	▶ Four players score in double figures; 37 points allowed the second-fewest in Viejas history
N.13	UC Davis	W, 89-74	▶ J. Franklin: 31 points in 27 minutes; Tapley: 23 points, career-high seven steals
N.15	at (11/12) Baylor (ESPN)	L, 77-67	▶ Four players score in double figures; Tapley: game-high 28 points (8-10 3FG)
N.17	USC (The Mtn., 4SD)	W, 56-54	▶ Thames goes length of the court, makes game-winning lay-up with 1.8 seconds left
N.19	(rv/rv) Long Beach St. (4SD)	1:30 p.m. PT	▶ Aztecs have won 11 of last 12 encounters; 49ers won 22 games and won the Big West in '11
N.23	at Arizona (FS Arizona Plus)	6:30 p.m. MT	▶ Both teams eliminated in 2011 NCAA Tournament by champion, Connecticut
N.26	at UC Santa Barbara	7:00 p.m. PT	▶ SDSU has won the last six meetings; Aztecs won 69-61 in last trip to The Thunderdome
N.30	Creighton (The Mtn., 4SD)	7:30 p.m. PT	▶ First meeting since 1974; Last SDSU win in 1973; SDSU is 2-0 in MW-MV Challenge games
D.4	California (The Mtn., 4SD)	2:00 p.m. PT	▶ SDSU has won two of last three, including 2010-11's win at Berkeley
D.7	San Diego (4SD, The Mtn.)	7:00 p.m. PT	▶ SDSU has won last five meetings (one shy of school record); 3-2 vs. USD at JCP
D.19	UC Riverside (4SD)	7:00 p.m. PT	▶ San Diego State leads the all-time series, 8-0; First meeting since 2009-10
D.22	Elon	4:30 p.m. PT	▶ First-ever meeting between Aztecs and Southern Conference school
D.30	Redlands	7:00 p.m. PT	▶ Aztecs own 24-13 all-time series lead; First meeting since 1968
J.5	San Diego Christian	7:00 p.m. PT	▶ Second straight season teams have met; SDSU won, 88-69, last season
J.10	Chicago St. (4SD, The Mtn.)	7:00 p.m. PT	▶ First-ever meeting between the two schools
J.14	*UNLV (NBC SN)	1:00 p.m. PT	▶ Aztecs have won five of last six vs. UNLV at Viejas Arena
J.18	*at New Mexico (CBS SN, 4SD)	8:00 p.m. MT	▶ SDSU is 4-2 in last six games at The Pit; Five of eight all-time wins have come under Fisher
J.21	*Air Force (The Mtn., 4SD)	7:00 p.m. PT	▶ Aztecs have won a school-record six in a row at home vs. Air Force
J.24	*at Wyoming (The Mtn., 4SD)	6:30 p.m. MT	▶ Aztecs and Wyoming have split last four in Laramie; SDSU won 85-58 in 2011
J.28	*at Colorado St. (NBC SN)	2:00 p.m. MT	▶ San Diego State has won a school-record six in a row at Moby Arena
F.1	*Boise St. (CBS SN, 4SD)	7:00 p.m. PT	▶ First meeting in San Diego since 78-68 Aztec win on Dec. 16, 1976
F.4	*TCU (The Mtn., 4SD)	7:00 p.m. PT	▶ Aztecs have won six straight at home vs. the Horned Frogs
F.11	*at UNLV (NBC SN)	1:00 p.m. PT	▶ SDSU has won three straight over UNLV at Thomas & Mack; Won five in a row overall at TMC
F.15	*New Mexico (CBS SN, 4SD)	7:00 p.m. PT	▶ Aztecs have won five of last six vs. UNM at Viejas Arena, including three straight
F.18	*at Air Force (NBC SN)	2:00 p.m. MT	▶ SDSU has won three straight at Air Force with average margin of victory of 16.0 points
F.22	*Wyoming (The Mtn., 4SD)	7:30 p.m. PT	▶ Aztecs have won four straight over Wyoming at Viejas Arena, including 39-point win in 2011
F.25	*Colorado St. (The Mtn., 4SD)	7:00 p.m. PT	▶ SDSU has won school-record eight in a row vs. Colorado State at Viejas Arena
F.29	*at Boise St. (The Mtn., 4SD)	8:00 p.m. MT	▶ First-ever trip to Boise State for San Diego State
M.3	*at TCU (The Mtn., 4SD)	6:00 p.m. CT	▶ SDSU is 5-1 in Fort Worth during the Mountain West era; Won last three at TCU
Conoco Mountain West Basketball Championships (Thomas & Mack Center; Las Vegas, Nev.)			
M.8-10	TBD (TBD)	TBD	▶ Two-time defending champions; Titles in '02, '10 and '11 at Thomas & Mack; Finalists in '09

* - Indicates Mountain West game.

Challenging Start

- San Diego State is in the midst of a stretch where it will play eight games in 16 days.
- The Aztecs started the campaign with three home games in three days before spending its preparation day traveling to Waco, Texas, for their date with No. 11/12 Baylor.
- After the Baylor game, SDSU had one day to prepare for USC and has one day to prepare for Saturday's opponent, Long Beach State, which was picked to win the Big West championship and is receiving votes in both top-25 polls.
- Arizona, 2011 NCAA Elite Eight participants, follows LBSU next Wednesday with UC Santa Barbara (2011 NCAA participant) due up immediately after on Saturday, Nov. 26. Both games are on the road.
- The Aztecs will get their first extended time off (12 days) after a road game at USD on Dec. 7. All told, San Diego State will play 11 games in 27 days.

Series History vs. Long Beach State

- San Diego State leads the all-time series, 35-22.
- The series dates to 1953 and the schools played in the same league every season from 1958 to 1978 except for 1969 when the Aztecs were an independent.
- SDSU has won three in a row in the series and is 18-10 vs. the 49ers in games played in San Diego.
- Dating back to 1980, San Diego State is a dominant 11-1 against its fellow state school.

San Diego State vs. the Big West

- San Diego State is 200-107 all-time vs. the Big West Conference.
- The Aztecs have won seven in a row vs. the Big West and 11 straight home games against conference members.
- SDSU vs. current Big West members: 35-16 vs. Cal Poly, 21-10 vs. Cal State Fullerton, 18-6 vs. Cal State Northridge, 35-22 vs. Long Beach State, 13-12 vs. Pacific, 3-0 vs. UC Davis, 10-7 vs. UC Irvine, 8-0 vs. UC Riverside, 57-34 vs. UC Santa Barbara.

Steve Fisher vs. the Big West

- Steve Fisher has won seven straight vs. the current Big West alignment, including 11 straight at Viejas Arena, including this season's win vs. UC Davis.
- Fisher has never lost to Long Beach State in three games against the 49ers.
- Steve Fisher vs. current Big West members (23-5 overall): 3-0 vs. Cal Poly, 2-1 vs. Cal State Fullerton, 2-0 vs. Cal State Northridge, 3-0 vs. Long Beach State, 0-2 vs. Pacific, 1-0 vs. UC Davis, 4-0 vs. UC Riverside, 8-2 vs. UC Santa Barbara.

SAN DIEGO STATE MEDIA RELATIONS

MEDIA RELATIONS OFFICE

Fowler Athletics Center
5302 55th Street
San Diego, CA 92182
 ■ Office: 619.594.5547
 ■ Fax: 619.582.6541

MIKE MAY | Associate Athletics Director

■ Coach Fisher Interviews
 ■ E-Mail: mmay@mail.sdsu.edu
 ■ Office: 619.594.5547
 ■ Cell: 619.957.8372

DARIN WONG | Assistant Director

■ Student-Athlete Interviews
 ■ E-Mail: dwong@mail.sdsu.edu
 ■ Office: 619.594.5547
 ■ Cell: 310.489.2378

SOCIAL MEDIA

■ Twitter: @GoAztecs
 ■ Twitter (Media Only): @AztecsPR
 ■ Facebook: facebook.com/goaztecs
 ■ YouTube: youtube.com/goaztecscom

SDSU-LONG BEACH STATE SERIES HISTORY

SAN DIEGO STATE LEADS, 35-22

Home: 18-10, Away: 17-12, Neutral: 0-0

Date	Location	Score
D.19.53	San Diego (AG)	W 95-59
F.3.56	Long Beach	W 74-38
F.25.56	San Diego (AG)	W 91-60
J.11.57	*San Diego (AG)	W 79-69
F.2.57	*Long Beach	W 71-64
J.18.58	*Long Beach	W 73-53
F.28.58	*San Diego (AG)	W 67-59
J.16.59	*Long Beach	W 71-63
F.21.59	*San Diego (AG)	W 84-64
J.9.60	*San Diego (AG)	W 67-61
F.12.60	*Long Beach	L 72-104
J.6.61	*San Diego (AG)	W 72-71
F.10.61	*Long Beach	L 73-79
J.5.62	*Long Beach	L 55-80
F.9.62	*San Diego (PG)	L 78-79
F.1.63	*San Diego (PG)	ot-W 85-80
M.1.63	*Long Beach	L 63-78
J.3.64	*San Diego (PG)	W 74-70
F.7.64	*Long Beach	W 80-69
J.8.65	*Long Beach	W 69-62
F.12.65	*San Diego (PG)	L 66-72
J.7.66	*San Diego (PG)	W 102-81
F.11.66	*Long Beach	W 84-65
J.6.67	*Long Beach	W 74-56
F.10.67	*San Diego (PG)	W 84-66
F.2.68	*San Diego (PG)	L 57-62
M.1.68	*Long Beach	W 84-72
J.9.70	*San Diego (PG)	L 56-60
F.27.70	*Long Beach	L 55-74
J.8.71	*San Diego (PG)	L 73-83
F.26.71	*Long Beach (20)	L 61-63
J.6.72	*San Diego (8) (SA)	L 75-89
F.12.72	*Long Beach (8)	L 68-85
F.7.73	*Long Beach (3)	L 76-97
F.10.73	*San Diego (SA)	L 66-84
F.7.74	*Long Beach (9)	L 48-64
F.9.74	*San Diego (SA) (9)	L 72-98
F.1.75	*San Diego (PG)	W 84-77
F.27.75	*Long Beach	L 74-97
J.29.76	*San Diego (PG)	W 79-52
F.28.76	*Long Beach	ot-W 67-62
J.29.77	*Long Beach	L 83-85
F.17.77	*San Diego (PG)	L 73-75
F.2.78	*San Diego (SA)	W 88-82
F.4.78	*Long Beach	L 79-89
D.27.80	Long Beach	W 71-68
D.22.81	San Diego (SA)	W 92-84
D.1.82	Long Beach	W 93-80
F.22.83	San Diego (SA)	W 91-76
D.6.83	San Diego (SA)	W 91-76
D.15.84	Long Beach	W 62-60
F.12.85	San Diego (SA)	W 86-69
D.23.97	Long Beach	W 66-63
N.28.98	San Diego (d)	L 70-75
D.10.02	Long Beach	W 64-55
N.21.03	San Diego (CA) (so)	W 74-44
N.13.10	Long Beach (d)	W 81-65

* - Conference game, AG - Aztec Gym, SA - San Diego Sports Arena, CA - Cox Arena, d - day game, so - season opener, Number after location is opponent national ranking

Taking the "Free" in Free Throws Literally

- Jamaal Franklin is making a living at the free-throw line and is a major reason why he is averaging 17.3 points an outing.
- The sophomore started the season by missing his first two, but since then, it has been nothing but money in the bank as he has gone on to sink 17 in a row to get his average up to 89.5 percent.

Held in Check

- San Diego State is pretty much a lock to win when holding opponents to less than 60 points. The Aztecs extended their winning streak to 34 games when they limited USC to 54 points on Thursday.
- SDSU is 107-10 in the Fisher era when its opponents score less than 60 points.

Wearing Out the Nylon

- With the exception of the USC game (5 points, 2-7 FG), junior Chase Tapley has been on fire averaging 18.4 points on an efficient 52.5 percent shooting and an even better 55.2 percent from beyond the arc.
- Tapley has three 20-point efforts already this season, including a career-high 28 at No. 11/12 Baylor.
- After going 0-3 from three-point range in the opener vs. Bryant, Tapley gone on to make 16 of his last 26 attempts (61.5 percent).
- Tapley, who had three 20-point games in four games earlier this season, is the first player to accomplish the feat since Kawhi Leonard did it in the first four games of last season, while averaging 20.5 points. One of Leonard's performances came against LBSU when he went for 21 points and 12 rebounds. Tapley and Leonard arrived at San Diego State together in time for the 2009-10 campaign. Leonard went on to become the 15th overall pick in the 2011 NBA Draft.

Rahon Returns

- Junior James Rahon returned to the lineup at No. 11/12 Baylor and was one of four players who scored in double figures. He finished with 10 points.
- The San Diego native injured his left foot the Wednesday prior to the Friday season opener and missed the Aztecs' first three games before being inserted into the starting lineup.
- Rahon played 29 minutes and established a career high with a team-best seven rebounds.

I See You

- The starting backcourt and childhood friends from Sacramento, Chase Tapley and Xavier Thames, are piling up the assists.
- Thames is averaging a team-best 6.0 assists after a career-high eight vs. Bryant and another seven vs. Southern Utah and UC Davis. Thames has led the team in the category in every game to date. Tapley, meanwhile, has 12 in five games, with six coming against Bryant.
- So far, the pee-wee football teammates have a combined 42 assists and only 19 turnovers.
- The tandem is also getting it done in the scoring column as Tapley leads the team at 18.4 and Thames ranks third, scoring at a 10.0 clip.

Thief!

- Not only has Chase Tapley done work in the scoring and assist columns, the junior has made a living as a thief the first five games of the season. Entering the Long Beach State game, Tapley is averaging 4.0 steals, which leads the Mountain West.
- Against Bryant, Tapley had three steals and followed it with five in the 33-point blowout of Southern Utah. Then against UC Davis, the Sacramento native had a Steve Fisher-era-record seven. His 20 steals are 10 more than any player in the MW.

Drastic Improvement

- Steve Fisher has said his team is a good free-throw shooting team. In the first two games, the Aztecs shot a combined 44.4 percent (20-for-45). Since then, San Diego State is connecting at a 81.5-percent clip (53-for-65). At No. 11/12 Baylor, SDSU finished at 85.0 percent (17-for-20) for the game and then followed it with an even-better 92.9-percent effort (13-for-14)..

Turning Heads

- Jamaal Franklin is having a breakout sophomore season. As a true freshman, people saw flashes of it, like when he went for 13 points and 10 rebounds in 17 minutes vs. Utah.
- The Hawthorne, Calif., native ranks second on team in scoring (17.3) and is first in free-throw percentage (89.5 percent). He is also averaging 4.0 rebounds and is near 50-percent in shooting percentage (46.0 percent).
- Franklin has scored in double figures in all four games and had a career-high 31-point outburst against UC Davis.

Tapley Named MW Co-Player of the Week

- Chase Tapley was named Mountain West co-player of the week on Monday, Nov. 14. The award is the first of his career.
- Tapley averaged 19.7 rebounds, 5.0 rebounds, 3.7 assists and 5.0 steals, while shooting 54.3 percent from the field, 50.0 percent from three-point range and 77.8 percent from the charity stripe.
- Tapley helped SDSU start the season with a 3-0 record after putting up a pair of 20-point efforts.

Green Giant

- Garrett Green has been huge in the middle for the Aztecs as he has gathered 29 rebounds in four

games, including a game-high 11 vs. Bryant and Southern Utah.

- The senior nearly missed his second double-double of the season vs. Southern Utah after finishing with nine points and 11 boards. In the season opener, Green registered 14 points and 11 rebounds.

Nice Debut

- The game vs. Bryant represented the first official contests for Garrett Green (LSU), Xavier Thames (Washington State) and DeShawn Stephens (Santa Monica College) in a San Diego State uniform.
- The trio went a combined 17-for-27 from the floor (62.9 percent), scored 39 points, grabbed 21 rebounds, had 11 assists and just three miscues.
- Green had 14 points, 11 rebounds and three assists. Thames added 16 points, four rebounds and eight assists. Stephens chipped in with nine points and six rebounds.

Among the Nation's Best

- San Diego State has seen its name associated with the AP Top 25 for the last 21 polls.
- The Aztecs were in all 19 polls a season ago, peaking as high as No. 4 in 2010-11, and have seen their name in the preseason and week one poll.
- SDSU received one vote in the preseason and are currently receiving three in the most recent rankings.

Duo With Diplomas

- Seniors Tim Shelton and Garrett Green are in their final year having already obtained their bachelor's degrees.
- The frontline tandem is currently enrolled in graduate school and is pursuing their master's degrees in education leadership.
- Shelton graduated from San Diego State in May 2011, while Green earned his bachelor's degree from LSU in August 2011.

Coaching Stability

- Steve Fisher is the longest tenured head coach in the 13-year history of the Mountain West. In fact, he is the only men's basketball coach to be in the league from the conference opened its doors.
- Associate head coach/head coach in waiting Brian Dutcher has also been with Fisher for all 13 years of the MW.

Mountain West Preseason Predictions

- San Diego State was picked to finish in third place in the 2011-12 preseason Mountain West media poll. The Aztecs received 158 points to finish behind New Mexico (203 points; 22 first-place votes) and UNLV (183; 4).
- Sophomore Xavier Thames was selected as the preseason Mountain West Newcomer of the Year by the league's voting media. Thames is eligible this season after sitting out 2010-11 following his transfer from Washington State.

Recapping the 2010-11 Season

- San Diego State won a school-record 34 games en route to a 34-3 record.
- The Aztecs won a share of the Mountain West regular-season title before claiming the tournament championship.
- SDSU won its first-ever Division I NCAA Tournament games and advanced to the Sweet 16.
- Sophomore forward Kawhi Leonard earned All-America honors, first-team all-Mountain West accolades and was an all-district selection. Leonard was drafted 15th overall in the 2011 NBA Draft by the Indiana Pacers. His rights were traded on draft night to San Antonio.
- Senior D.J. Gay was an all-MW performer and classmates Malcolm Thomas and Billy White were second-team and honorable mention picks, respectively.
- Head coach Steve Fisher was named the Naismith and NABC National Coach of the Year, and the Mountain West Co-Coach of the Year.
- San Diego State won 20 or more games for the sixth straight season and last year marked the third consecutive campaign with at least 25 victories.
- SDSU advanced to the postseason for the sixth year in a row, including back-to-back NCAA berths.
- The Aztecs set a home attendance record by averaging 11,668 fans inside the 12,414-Viejas Arena. SDSU sold out its final 10 home games and sold out 13 of 15 home games.

AZTEC SPECIALTY NUMBERS

SAN DIEGO STATE'S RECORD WHEN...

■ Double-Figure Scoring

Name	11-12	SDSU Career
Chase Tapley	3-1	24-7
Tim Shelton	-	7-5
James Rahon	0-1	10-2
Jamaal Franklin	3-1	4-1
Xavier Thames	2-1	2-1
LaBradford Franklin	2-0	2-0
Garrett Green	1-0	1-0
DeShawn Stephens	1-0	1-0
Alec Williams	-	1-0

■ Scoring 20-Plus Points

Name	11-12	SDSU Career
Chase Tapley	2-1	3-1
Jamaal Franklin	1-0	1-0

■ Grabbing 10-Plus Rebounds

Name	11-12	SDSU Career
Tim Shelton	-	2-1
Jamaal Franklin	-	1-0
Garrett Green	2-0	2-0
Chase Tapley	1-0	1-0

SAN DIEGO STATE SINGLE-GAME LEADERS

■ Scoring

Name	11-12	SDSU Career
Chase Tapley	3	9
Tim Shelton	-	3
Jamaal Franklin	2	2
James Rahon	-	2

■ Rebounding


Name	11-12	SDSU Career
Tim Shelton	-	10
Chase Tapley	1	3
Garrett Green	2	2
DeShawn Stephens	2	2
Jamaal Franklin	1	1
James Rahon	1	1

■ Assists

Name	11-12	SDSU Career
Chase Tapley	-	12
Xavier Thames	5	5
Tim Shelton	-	3
LaBradford Franklin	-	1

SDSU Broadcast Roster

Long Beach State at San Diego State | Viejas Arena at Aztec Bowl | November 19, 2011



0
ALEC WILLIAMS

Forward
6-7, 245, Junior-2L
San Juan Capistrano, Calif.
JSerra High

PPG: 3.8 RPG: 3.3 APG: 0.0
FG%: 29.4 3FG: 33.3 FT%: 42.9



2
XAVIER THAMES

Guard
6-3, 195, Sophomore-TR
Sacramento, Calif.
Washington State

PPG: 10.0 RPG: 3.4 APG: 6.0
FG%: 47.4 3FG: 11.1 FT%: 61.9



3
LABRADFORD FRANKLIN

Guard
6-2, 175, Sophomore-1L
Temecula, Calif.
Great Oak High

PPG: 6.4 RPG: 2.0 APG: 2.0
FG%: 52.6 3FG: 28.6 FT%: 83.3



5
GARRETT GREEN

Forward
6-11, 240, Senior-TR
Woodland Hills, Calif.
LSU

PPG: 7.4 RPG: 6.8 APG: 0.6
FG%: 55.2 3FG: 00.0 FT%: 45.5



10
TIM SHELTON

Forward
6-7, 240, Senior-3L
Fresno, Calif.
Clovis West High


PPG: 3.0 RPG: 3.6 APG: 1.8
FG%: 30.0 3FG: 00.0 FT%: 100.0



11
JAMES RAHON

Guard
6-5, 210, Junior-1L
San Diego, Calif.
Santa Clara


PPG: 8.0 RPG: 5.0 APG: 0.5
FG%: 26.3 3FG: 9.1 FT%: 83.3



21
JAMAAL FRANKLIN

Guard
6-5, 185, Sophomore-1L
Hawthorne, Calif.
Westwind Prep
International


PPG: 17.3 RPG: 4.0 APG: 0.5
FG%: 46.0 3FG: 31.6 FT%: 89.5



22
CHASE TAPLEY

Guard
6-3, 195, Junior-2L
Sacramento, Calif.
Sacramento High

PPG: 18.4 RPG: 4.8 APG: 2.4
FG%: 52.5 3FG: 55.2 FT%: 77.8



23
DESHAWN STEPHENS

Forward
6-8, 215, Junior-JC
Los Angeles, Calif.
Santa Monica College

PPG: 6.2 RPG: 6.2 APG: 0.4
FG%: 51.9 3FG: 00.0 FT%: 23.1



33
JEREMY CASTLEBERRY

Guard
5-10, 198, Sophomore-HS
Upper Marlboro, Md.
Martin Luther King High

PPG: 0.0 RPG: 0.0 APG: 0.0
FG%: 00.0 3FG: 00.0 FT%: 00.0



Head Coach
STEVE FISHER

- – 21st full season as head coach • 420-235
- – 13th year at San Diego State • 236-153
- – 1989 NCAA champion
- – 3 NCAA Championship game appearances
- – 11 NCAA Tournament appearances
- – 17 postseason appearances
- – 2011 Naismith National Coach of the Year, NABC National Coach of the Year, MWC Co-Coach of the Year, USBWA District IX Coach of the Year

San Diego State Coaches and Staff

Brian Dutcher, associate head coach
Mark Fisher, assistant coach
Tony Bland, assistant coach
Matt Soria, director of basketball operations
David Velasquez, dir. of player development
Tom Abdenour, athletic trainer

2011-12 SAN DIEGO STATE ALPHABETICAL ROSTER

No.	Name	Pos.	Ht.	Wt.	Yr.	Exp.	Most Recent Div. I Season			Hometown (High School/Previous School)
							PPG	RPG	APG	
33	Jeremy Castleberry	G	5-10	198	So.	HS	--	--	--	Upper Marlboro, Md. (Martin Luther King High (Calif.))
21	Jamaal Franklin	G	6-5	195	So.	1L	2.9	1.9	0.5	Hawthorne, Calif. (Westwind Prep International (Ariz.))
3	LaBradford Franklin	G	6-2	175	So.	1L	2.1	0.9	1.4	Temecula, Calif. (Great Oak High)
5	Garrett Green	F	6-11	240	Sr.	TR	6.3	5.1	0.4	Woodland Hills, Calif. (Taft High/Louisiana State Univ.)
11	James Rahon	G	6-5	210	Jr.	1L	7.0	1.6	0.8	San Diego, Calif. (Torrey Pines High/Santa Clara Univ.)
10	Tim Shelton	F	6-7	240	Sr.	3L	1.6	1.5	0.4	Fresno, Calif. (Clovis West High)
23	DeShawn Stephens	F	6-8	215	Jr.	JC	--	--	--	Los Angeles, Calif. (Chatsworth High/Santa Monica College)
22	Chase Tapley	G	6-3	195	Jr.	2L	8.6	2.4	1.9	Sacramento, Calif. (Sacramento High)
2	Xavier Thames	G	6-3	195	So.	TR	4.6	1.5	1.2	Sacramento, Calif. (Pleasant Grove High/Washington State Univ.)
0	Alec Williams	F	6-7	245	Jr.	2L	2.1	1.4	0.0	San Juan Capistrano, Calif. (JSerra Catholic High)

2011-12 SAN DIEGO STATE NUMERICAL ROSTER

No.	Name	Pos.	Ht.	Wt.	Yr.	Exp.	Most Recent Div. I Season			Hometown (High School/Previous School)
							PPG	RPG	APG	
0	Alec Williams	F	6-6	245	Jr.	2L	2.1	1.4	0.0	San Juan Capistrano, Calif. (JSerra Catholic High)
2	Xavier Thames	G	6-3	195	So.	TR	4.6	1.5	1.2	Sacramento, Calif. (Pleasant Grove High/Washington State Univ.)
3	LaBradford Franklin	G	6-2	175	So.	1L	2.1	0.9	1.4	Temecula, Calif. (Great Oak High)
5	Garrett Green	F	6-11	240	Sr.	TR	6.3	5.1	0.4	Woodland Hills, Calif. (Taft High/Louisiana State Univ.)
10	Tim Shelton	F	6-7	240	Sr.	3L	1.6	1.5	0.4	Fresno, Calif. (Clovis West High)
11	James Rahon	G	6-5	210	Jr.	1L	7.0	1.6	0.8	San Diego, Calif. (Torrey Pines High/Santa Clara Univ.)
21	Jamaal Franklin	G	6-5	195	So.	1L	2.9	1.9	0.5	Hawthorne, Calif. (Westwind Prep International (Ariz.))
22	Chase Tapley	G	6-3	195	Jr.	2L	8.6	2.4	1.9	Sacramento, Calif. (Sacramento High)
23	DeShawn Stephens	F	6-8	215	Jr.	JC	--	--	--	Los Angeles, Calif. (Chatsworth High/Santa Monica College)
33	Jeremy Castleberry	G	5-10	198	So.	HS	--	--	--	Upper Marlboro, Md. (Martin Luther King High (Calif.))

Head Coach: Steve Fisher (Illinois State, 1967)

Associate Head Coach: Brian Dutcher (Minnesota, 1982) | **Assistant Coaches:** Mark Fisher (Michigan, 2001), Tony Bland (San Diego State, 2009)

Director of Operations: Matt Soria (San Diego State, 2002) | **Director of Player Development:** David Velasquez (San Diego State, 2007)

ELIGIBLE IN 2012-13

No.	Name	Pos.	Ht.	Wt.	Yr.	Exp.	Most Recent Div. I Season			Hometown (High School/Previous School)
							PPG	RPG	APG	
20	J.J. O'Brien	F	6-7	215	So.	TR	6.4	5.5	1.2	Rancho Cucamonga, Calif. (Alta Loma High/Univ. of Utah)
24	Dwayne Polee II	F	6-7	195	So.	TR	4.4	2.5	0.6	Los Angeles, Calif. (Westchester High/St. John's Univ.)



Front Row (L-R): Xavier Thames, Dwayne Polee II, James Rahon, Head Coach Steve Fisher, Chase Tapley, LaBradford Franklin, Jamaal Franklin. Back Row (L-R): Alec Williams, DeShawn Stephens, Garrett Green, J.J. O'Brien, Tim Shelton.



STEVE FISHER

21st FULL SEASON • 13th SEASON AT SDSU • ILLINOIS STATE, 1967

Steve Fisher has guided the Aztec basketball program to unparalleled heights. In 12 seasons, he has taken a program that regularly missed out on the *conference* postseason tournament, to one which has become of the best programs on the West Coast and has the Aztecs routinely mentioned among the elite teams in the country.

The best news for SDSU fans is that the school exercised its contract option on Fisher prior to the 2011-12 season, which keeps the coach on Montezuma Mesa through 2014-15.

When Fisher arrived on the scene in March of 1999, he found a basketball program that wasn't good enough to be called average. The Aztecs had suffered through 13 losing seasons in 14 years. Members of the school's last NCAA team were in the early stages of middle age. The expectations were set. The Aztecs were expected to lose. The year before Fisher's arrival on campus, San Diego State won just four games.

Now those days are a distant memory. Fisher guided San Diego State to the NCAA Tournament in 2002, 2006, 2010 and 2011, the last of which culminated with a 34-3 record and an appearance in the Sweet 16. Fisher has also taken the Aztecs to the NIT in 2003, 2007, 2008 and 2009. In 2009, SDSU advance to the national semifinals. San Diego State has currently been to the postseason six straight years.

On March 26, 1999, San Diego State announced its arrival on the basketball scene in the form of a news conference to introduce its new coach, Steve Fisher. Fresh from a stint with the Sacramento Kings and with three appearances in the Final Four and a national championship in his pocket, he rolled up his sleeves and went to work. And work was needed. It looked to be a daunting challenge and yet the man with one of the highest winning percentages in NCAA Tournament history had no reservations.

No head-coaching career, at any level, started quicker than that of Steve Fisher. Six games into his head-coaching career he was undefeated and sporting a national championship ring. And the success didn't stop with the national title.

Fisher's eight-plus seasons at Michigan produced a 184-82 (.692) record, nine postseason tournament berths and three trips

to the NCAA championship game, including the magical run to the 1989 national title.

Under Fisher, the Wolverines also claimed an NIT championship, won at least 20 games four times and finished among the top three in the powerful Big Ten Conference five times. In 1995, Michigan set a league record by holding opponents to just 39.4 percent shooting from the floor.

Fisher and Co., raised the bar even higher in the postseason. His seven NCAA Tournament teams at Michigan combined for a 20-6 record, which put him fourth among active coaches and ninth in NCAA history with a winning percentage of .769 in the national bracket after his stint in Ann Arbor. Only 13 coaches have taken more teams to the Final Four, including just five that are still active. He is one of three coaches to take three squads to the Final Four in the first five years of a head-coaching career, and one of just six coaches to lead a team to a NIT title as well as the NCAA.

His accomplishments may be even greater at San Diego State. In 2001-02 he led the Aztecs to the postseason for the first time since 1985 and for just the fourth time ever. The 21 wins were second most for the school as a Division I program and the most since 1985. The fact that those numbers came after just three seasons signifies what is one of the great recent turnarounds in college basketball.

He followed that up with a third consecutive season with a .500 or better record in 2002-03 and led SDSU back to the postseason for the second consecutive season for only the second time in the school's Division I history. In addition, SDSU claimed its first Division I postseason victory with a win in the NIT.

In 2006-07, he led SDSU to the MWC regular season and tournament crowns and a berth in the NCAA Tournament. That team finished with a Division I then-school-record 24 wins. And the last five seasons, Fisher has led the Aztecs to five additional 20-win seasons and postseason appearances, including a school-record 34 wins, both the MWC regular season and tournament championships, and a NCAA Sweet 16 berth in 2011.

RECORD BREAKDOWN

	Career
Home	237-69
Away	110-135
Neutral	73-31
By Month	
November	61-21
December	112-41
January	91-65
February	77-63
March	75-41
April	4-2
Games Decided By/In	
1-Point Games	19-8
2 Points	22-16
3 Points or Less	80-55
Overtime	29-16

► Steve Fisher Year-By-Year

Year	School				Conference			Postseason/Honors
		W	L	Pct.	W	L	Pct.	
1989	Michigan	6	0	1.000	-	-	-	NCAA Champions
1989-90	Michigan	23	8	.742	12	6	.667	NCAA Second Round
1990-91	Michigan	14	15	.483	7	11	.389	NIT First Round
1991-92	Michigan	25	9	.735	11	7	.611	NCAA Runner-Up, <i>Basketball Times</i> Coach of the Year
1992-93	Michigan	31	5	.861	15	3	.833	NCAA Runner-Up
1993-94	Michigan	24	8	.750	13	5	.722	NCAA Regional Finalist
1994-95	Michigan	17	14	.548	11	7	.611	NCAA First Round
1995-96	Michigan	20	12	.625	10	8	.556	NCAA First Round
1996-97	Michigan	24	11	.686	9	9	.500	NIT Champions
Eight Full Seasons at UM		184	82	.692	88	56	.611	7 NCAA Tournaments, 9 Postseason Appearances
Year	School	W	L	Pct.	W	L	Pct.	Postseason/Honors
1999-00	San Diego State	5	23	.179	0	14	.000	
2000-01	San Diego State	14	14	.500	4	10	.286	8th-most improved team in the country (Sagarin Ratings)
2001-02	San Diego State	21	12	.636	7	7	.500	NCAA First Round; Aztecs' first NCAA trip since 1985
2002-03	San Diego State	16	14	.552	6	8	.429	NIT Second Round; Aztecs reach postseason in consecutive yrs
2003-04	San Diego State	14	16	.483	5	9	.357	Two players that earned all-league honors return in 04-05
2004-05	San Diego State	11	18	.379	4	10	.286	Young Aztecs drop seven gms. by four pts. or less or OT
2005-06	San Diego State	24	9	.727	13	3	.813	MWC regular season and tournament champs.; NCAA berth
2006-07	San Diego State	22	11	.667	10	6	.625	NIT Second Round; First road win in D-I postseason tourney
2007-08	San Diego State	20	13	.606	9	7	.563	NIT First Round; Third straight 20-win season
2008-09	San Diego State	26	10	.722	11	5	.688	NIT Semifinals; Fourth straight 20-win year; SDSU-record 26 wins
2009-10	San Diego State	25	9	.735	11	5	.667	NCAA First Round, MWC tournament champions
2010-11	San Diego State	34	3	.919	14	2	.875	MWC reg.-season co-champs, tourney champs, MWC COY
2011-12	San Diego State	4	1	.800	0	0	.000	
13 Seasons at SDSU		236	153	.607	94	86	.522	4 NCAA Tournaments; 8 Postseason Appearances
		W	L	Pct.	W	L	Pct.	Postseason/Honors
21st-Full Season Career		420	235	.641	182	142	.562	11 NCAA Tournaments, 17 Postseason Appearances

SEASON/CAREER HIGHS

Points

Season 7 vs. Bryant (11-11-11)
 Career 11 vs. Pomona-Pitzer (12-31-09)

Rebounds

Season 4 vs. UC Davis (11-13-11)
 4 vs. Bryant (11-11-11)
 Career 7 vs. UCSD (11-14-09)

Assists

Season --
 Career 1 vs. Pomona-Pitzer (12-31-09)
 1 vs. Santa Clara (11-16-09)
 1 vs. UCSD (11-14-09)

Field Goals

Season 3 vs. Bryant (11-11-11)
 Career 3 vs. Bryant (11-11-11)
 3 vs. Occidental (12-31-10)
 3 vs. Pomona-Pitzer (12-31-09)
 3 vs. UCSD (11-14-09)

Field Goals Attempted

Season 7 vs. UC Davis (11-13-11)
 Career 7 vs. UC Davis (11-13-11)

Three-Point Field Goals

Season 1 vs. UC Davis (11-13-11)
 1 vs. Bryant (11-11-11)
 Career 1 vs. UC Davis (11-13-11)
 1 vs. Bryant (11-11-11)
 1 vs. San Francisco (12-21-10)
 1 at Air Force (3-6-10)
 1 vs. Pomona-Pitzer (12-31-09)

Three-Point FG Attempted

Season 3 vs. Bryant (11-11-11)
 Career 3 vs. Bryant (11-11-11)
 3 vs. San Francisco (12-21-10)

Free Throws

Season --
 Career 4 vs. Pomona-Pitzer (12-31-09)

Free Throws Attempted

Season 1 vs. Southern Utah (11-12-11)
 Career 4 vs. Pomona-Pitzer (12-31-09)

Steals

Season --
 Career --

Blocked Shots

Season --
 Career 1 vs. Occidental (12-31-10)
 1 at Air Force (3-6-10)

Minutes Played

Season 22 vs. Bryant (11-11-11)
 Career 22 vs. Bryant (11-11-11)



0 • ALEC WILLIAMS

FORWARD • 6-7 • 245 • JUNIOR - 2L
 SAN JUAN CAPISTRANO, CALIF. (JSERRA CATHOLIC HIGH)

SEASON HIGHLIGHTS

- ▶ Matched his season high with four rebounds vs. UC Davis (11-13-11).
- ▶ Started his first career game vs. Bryant (11-11-11) and contributed seven points and four rebounds in a career-high 22 minutes.
- ▶ Finished with 11 points and knocked down two three-pointers in the exhibition vs. Point Loma Nazarene (11-7-11).
- ▶ Scored eight points (4-4 FG), had two rebounds and a blocked shot in 13 minutes in the exhibition vs. Cal State San Marcos. (11-2-11).

2011-12 GAME-BY-GAME STATISTICS

Opponent	GS	FG	3FG	FT	O-D-R	PF	TP	A	TO	B	S	MP
Bryant	*	3-6	1-3	0-0	0-4-4	2	7	0	2	0	0	22
Southern Utah	*	1-3	0-0	0-1	0-3-3	5	2	0	2	0	0	19
UC Davis	*	1-7	1-2	1-2	2-2-4	0	4	0	1	0	0	14
at Baylor		0-1	0-1	2-4	2-0-2	3	2	0	3	1	0	9
USC		DNP-CD										
Long Beach State												
at Arizona												
at UC Santa Barbara												
Creighton												
California												
at San Diego												
UC Riverside												
Elon												
Redlands												
San Diego Christian												
Chicago State												
*UNLV												
*at New Mexico												
*Air Force												
*at Wyoming												
*at Colorado State												
*Boise State												
*TCU												
*at UNLV												
*New Mexico												
*at Air Force												
*Wyoming												
*Colorado State												
*at Boise State												
*at TCU												

▶ WILLIAMS CAREER STATISTICS

Year	G-GS	Min.-Avg.	FG-FGA	Pct.	3P-3PA	Pct.	FT-FTA	Pct.	OR	DR	Reb	Avg.	PF-D	AT	TO	BS	ST	Pts	Avg.
09-10	12-0	87-7.3	8-18	.444	2-5	.400	5-6	.833	2	12	14	1.2	15-0	3	3	1	0	23	1.9
10-11	10-0	49-4.9	8-21	.381	1-5	.200	4-5	.800	6	8	14	1.4	5-0	0	1	1	0	21	2.1
11-12	4-4	64-16.0	5-17	.294	2-6	.333	3-7	.429	4	9	13	3.3	10-1	0	8	1	0	15	3.8
Totals	26-3	200-7.7	21-56	.375	5-16	.313	12-18	.667	12	29	41	1.6	30-1	3	12	3	0	59	2.3

SEASON/CAREER HIGHS

Points

Season 16 vs. Bryant (11-11-11)
 Career 16 vs. Bryant (11-11-11)

Rebounds

Season 4 vs. Southern Utah (11-13-11)
 4 vs. Bryant (11-11-11)
 Career 4 vs. Southern Utah (11-13-11)
 4 vs. Bryant (11-11-11)
 4 at UCLA (1-23-10)
 4 vs. Stanford (1-16-10)

Assists

Season 8 vs. Bryant (11-11-11)
 Career 8 vs. Bryant (11-11-11)

Field Goals

Season 6 vs. Bryant (11-11-11)
 Career 6 vs. Bryant (11-11-11)
 6 at Washington (1-30-10)

Field Goals Attempted

Season 10 vs. Bryant (11-11-11)
 Career 10 vs. Bryant (11-11-11)

Three-Point Field Goals

Season 1 vs. Bryant (11-11-11)
 Career 3 at Gonzaga (12-2-09)

Three-Point FG Attempted

Season 3 at Baylor (11-15-11)
 3 vs. Bryant (11-11-11)
 Career 3 at Baylor (11-15-11)
 3 vs. Bryant (11-11-11)
 3 at Washington (1-30-10)
 3 at Gonzaga (12-2-09)

Free Throws

Season 6 at Baylor (11-15-11)
 Career 6 at Baylor (11-15-11)

Free Throws Attempted

Season 7 at Baylor (11-15-11)
 Career 7 at Baylor (11-15-11)

Steals

Season 2 at Baylor (11-15-11)
 Career 3 vs. Oregon State (1-2-10)

Blocked Shots

Season 1 vs. USC (11-18-11)
 Career 1 vs. USC (11-18-11)
 1 at California (2-13-10)

Minutes Played

Season 38 vs. Bryant (11-11-11)
 Career 38 vs. Bryant (11-11-11)



2 • XAVIER THAMES

GUARD • 6-3 • 195 • SOPHOMORE - TR
 SACRAMENTO, CALIF. (WASHINGTON STATE)

SEASON HIGHLIGHTS

- ▶ Went the length of the floor and hit the game-winning layup with less than two seconds left vs. USC (11-17-11). He finished with 12 points and a game-high four assists.
- ▶ Knocked down a career-high six free throws en route to 10 points at No. 11/12 Baylor (11-15-11). He also added a season-high two steals.
- ▶ Had a game-high seven assists vs. UC Davis (11-13-11).
- ▶ Matched his career high with four rebounds and had a game-high seven assists against Southern Utah (11-12-11).
- ▶ In a career-high 38 minutes, he scored a personal-best 16 points, grabbed a career-high-tying four rebounds and dished a personal-record eight assists vs. Bryant (11-11-11).
- ▶ Finished with eight points, a game-high four assists and two steals in the exhibition against Point Loma Nazarene (11-7-11).
- ▶ Had a game-high nine assists and only one turnover in 34 minutes in the exhibition win vs. Cal State San Marcos (11-2-11).

CAREER HIGHLIGHTS

- ▶ Played in 31 games, starting four times, as a true freshman at Washington State in 2009-10.
- ▶ Has seven career double-figure scoring efforts.
- ▶ Led the Aztecs in assists in every game this season.

2011-12 GAME-BY-GAME STATISTICS

Opponent	GS	FG	3FG	FT	O-D-R	PF	TP	A	TO	B	S	MP
Bryant	*	6-10	1-3	3-6	0-4-4	0	16	8	1	0	1	38
Southern Utah	*	2-6	0-1	1-2	1-3-4	2	5	7	3	0	1	30
UC Davis	*	3-5	0-1	1-4	0-3-3	2	7	7	1	0	1	32
at Baylor	*	2-8	0-3	6-7	1-3-4	2	10	4	5	0	2	32
USC	*	5-9	0-1	2-2	1-1-2	1	12	4	2	1	0	36
Long Beach State												
at Arizona												
at UC Santa Barbara												
Creighton												
California												
at San Diego												
UC Riverside												
Elon												
Redlands												
San Diego Christian												
Chicago State												
*UNLV												
*at New Mexico												
*Air Force												
*at Wyoming												
*at Colorado State												
*Boise State												
*TCU												
*at UNLV												
*New Mexico												
*at Air Force												
*Wyoming												
*Colorado State												
*at Boise State												
*at TCU												

▶ THAMES CAREER STATISTICS

* at WASHINGTON STATE

Year	G-GS	Min.-Avg.	FG-FGA	Pct.	3P-3PA	Pct.	FT-FTA	Pct.	OR	DR	Reb	Avg.	PF-D	AT	TO	BS	ST	Pts	Avg.
09-10*	31-4	546-17.6	54-131	.412	9-34	.265	25-39	.641	13	32	45	1.5	59-0	38	29	1	24	142	4.6
11-12	5-5	168-33.6	18-38	.474	1-9	.111	13-21	.619	3	14	17	3.4	7-0	30	12	1	5	50	10.0
Totals	36-9	714-19.8	72-169	.426	10-43	.233	38-60	.633	16	46	62	1.7	66-0	68	41	2	29	192	5.3

SEASON/CAREER HIGHS

Points

Season 13 vs. UC Davis (11-13-11)
 Career 13 vs. UC Davis (11-13-11)

Rebounds

Season 4 vs. Southern Utah (11-12-11)
 Career 4 vs. Southern Utah (11-12-11)

Assists

Season 5 vs. UC Davis (11-13-11)
 Career 6 vs. SD Christian (11-26-10)

Field Goals

Season 5 vs. Southern Utah (11-12-11)
 Career 5 vs. Southern Utah (11-12-11)

Field Goals Attempted

Season 9 vs. Southern Utah (11-12-11)
 Career 9 vs. Southern Utah (11-12-11)

Three-Point Field Goals

Season 1 vs. UC Davis (11-13-11)
 1 vs. Southern Utah (11-12-11)
 Career 1 vs. UC Davis (11-13-11)
 1 vs. Southern Utah (11-12-11)
 1 vs. Wyoming (1-29-11)
 1 vs. SD Christian (11-26-10)

Three-Point FG Attempted

Season 3 vs. Southern Utah (11-12-11)
 Career 3 vs. Southern Utah (11-12-11)

Free Throws

Season 8 vs. UC Davis (11-13-11)
 Career 8 vs. UC Davis (11-13-11)

Free Throws Attempted

Season 8 vs. UC Davis (11-13-11)
 Career 8 vs. UC Davis (11-13-11)

Steals

Season --
 Career 2 vs. Cal Poly (12-13-10)

Blocked Shots

Season 1 vs. Bryant (11-11-11)
 Career 1 vs. Bryant (11-11-11)

Minutes Played

Season 24 vs. Southern Utah (11-12-11)
 Career 24 vs. Southern Utah (11-12-11)



3 • LABRADFORD FRANKLIN

GUARD • 6-2 • 175 • SOPHOMORE - IL
 TEMECULA, CALIF. (GREAT OAK HIGH)

SEASON HIGHLIGHTS

- ▶ Scored a career-high 13 points on a perfect 8-for-8 performance from the free-throw line, and had a season-high five assists vs. UC Davis (11-13-11).
- ▶ Scored a then-career-high 12 points to go along with a personal-best four rebounds vs. Southern Utah (11-12-11).
- ▶ Tied his career-high with 23 minutes of action vs. Bryant (11-11-11).
- ▶ Produced five points and two rebounds in the exhibition vs. Point Loma Nazarene (11-7-11).
- ▶ Had five assists and only one turnover, while scoring four points, in the exhibition win over Cal State San Marcos (11-2-11).

2011-12 GAME-BY-GAME STATISTICS

Opponent	GS	FG	3FG	FT	O-D-R	PF	TP	A	TO	B	S	MP
Bryant	2-4	0-2	1-3	0-2-2	2	5	1	4	1	0	23	
Southern Utah	5-9	1-3	1-1	0-4-4	1	12	1	4	0	0	24	
UC Davis	2-4	1-2	8-8	0-3-3	1	13	5	1	0	0	19	
at Baylor	1-2	0-0	0-0	1-0-1	1	2	3	1	0	0	12	
USC	0-0	0-0	0-0	0-0-0	0	0	0	0	0	0	3	
Long Beach State												
at Arizona												
at UC Santa Barbara												
Creighton												
California												
at San Diego												
UC Riverside												
Elon												
Redlands												
San Diego Christian												
Chicago State												
*UNLV												
*at New Mexico												
*Air Force												
*at Wyoming												
*at Colorado State												
*Boise State												
*TCU												
*at UNLV												
*New Mexico												
*at Air Force												
*Wyoming												
*Colorado State												
*at Boise State												
*at TCU												

▶ FRANKLIN CAREER STATISTICS

Year	G-GS	Min.-Avg.	FG-FGA	Pct.	3P-3PA	Pct.	FT-FTA	Pct.	OR	DR	Reb	Avg.	PF-D	AT	TO	BS	ST	Pts	Avg.
10-11	17-1	135-7.9	11-27	.407	2-10	.200	12-15	.800	1	14	15	0.9	12-0	23	17	0	3	36	2.1
11-12	5-0	81-16.2	10-19	.526	2-7	.286	10-12	.833	1	9	10	2.0	5-0	10	10	1	0	32	6.4
Totals	22-1	216-9.8	21-46	.457	4-17	.235	22-27	.815	2	23	25	1.1	17-0	33	27	1	3	68	3.1

SEASON/CAREER HIGHS

Points

Season 14 vs. Bryant (11-11-11)
Career 18 at Auburn (1-8-11)

Rebounds

Season 11 vs. Southern Utah (11-12-11)
11 vs. Bryant (11-11-11)
Career 13 vs. Wichita State (12-18-10)

Assists

Season 3 vs. Bryant (11-11-11)
Career 3 vs. Bryant (11-11-11)
3 at Florida (1-16-10)

Field Goals

Season 7 vs. Bryant (11-11-11)
Career 9 at Auburn (1-8-11)

Field Goals Attempted

Season 10 vs. Bryant (11-11-11)
Career 16 at Kentucky (1-15-11)

Three-Point Field Goals

Season --
Career 2 at Kentucky (1-15-11)

Three-Point FG Attempted

Season 1 vs. UC Davis (11-13-11)
Career 5 at Kentucky (1-15-11)

Free Throws

Season 3 vs. Southern Utah (11-12-11)
Career 8 vs. South Carolina (2-2-11)
8 vs. Wichita State (12-18-10)

Free Throws Attempted

Season 5 vs. Southern Utah (11-12-11)
Career 12 vs. Wichita State (12-18-10)

Steals

Season 2 at Baylor (11-15-11)
2 vs. Southern Utah (11-12-11)
Career 3 vs. Vanderbilt (3-10-11)
3 vs. Centenary (11-24-10)
3 vs. Arkansas (2-24-10)

Blocked Shots

Season 1 vs. UC Davis (11-13-11)
1 vs. Bryant (11-11-11)
Career 2 vs. Wichita State (12-18-10)
2 vs. Coastal Carolina (12-13-10)
2 vs. Rice (12-19-09)
2 vs. Oklahoma State (11-19-07)

Minutes Played

Season 30 vs. Bryant (11-11-11)
Career 34 vs. Arkansas (1-12-11)



5 • GARRETT GREEN

FORWARD • 6-11 • 240 • SENIOR - TR
WOODLAND HILLS, CALIF. (LSU)

SEASON HIGHLIGHTS

- ▶ Went for eight points, which was more than his previous two outings combined, and five rebounds vs. USC (11-18-11).
- ▶ Grabbed a game-high 11 rebounds and blocked two shots vs. Southern Utah (11-12-11).
- ▶ Posted a double-double (14 points, game-high-tying 11 rebounds) and added a career-matching three assists vs. Bryant (11-11-11).
- ▶ Grabbed a game-high eight rebounds and added seven points in the exhibition vs. Point Loma Nazarene (11-7-11).
- ▶ Finished with seven points and seven rebounds in the exhibition victory over Cal State San Marcos (11-2-11).

CAREER HIGHLIGHTS

- ▶ Played in 91 career games, including 66 straight, and made 21 starts.
- ▶ Has 10 career double-figure scoring efforts and three double-doubles.

2011-12 GAME-BY-GAME STATISTICS

Opponent	GS	FG	3FG	FT	O-D-R	PF	TP	A	TO	B	S	MP
Bryant	*	7-10	0-0	0-2	5-6-11	2	14	3	1	1	1	30
Southern Utah	*	3-4	0-0	3-5	4-7-11	4	9	0	5	0	2	27
UC Davis	*	3-7	0-1	0-2	1-4-5	0	6	0	0	1	0	26
at Baylor	*	0-2	0-0	0-0	1-1-2	3	0	0	3	0	2	15
USC	*	3-6	0-0	2-2	0-5-5	0	8	0	2	0	0	22
Long Beach State												
at Arizona												
at UC Santa Barbara												
Creighton												
California												
at San Diego												
UC Riverside												
Elon												
Redlands												
San Diego Christian												
Chicago State												
*UNLV												
*at New Mexico												
*Air Force												
*at Wyoming												
*at Colorado State												
*Boise State												
*TCU												
*at UNLV												
*New Mexico												
*at Air Force												
*Wyoming												
*Colorado State												
*at Boise State												
*at TCU												

► GREEN CAREER STATISTICS

* at LSU

Year	G-GS	Min.-Avg.	FG-FGA	Pct.	3P-3PA	Pct.	FT-FTA	Pct.	OR	DR	Reb	Avg.	PF-D	AT	TO	BS	ST	Pts	Avg.
07-08*	25-1	24.1-9.6	20-47	.426	2-5	.400	3-7	.429	17	23	40	1.6	41-1	3	11	5	1	45	1.8
09-10*	30-11	32.0-10.7	27-80	.338	1-4	.250	8-27	.296	32	42	74	2.5	51-1	9	30	10	12	63	2.1
10-11*	32-5	57.5-18.0	82-183	.448	5-19	.263	33-75	.440	64	98	162	5.1	80-3	12	38	12	19	202	6.3
11-12	5-5	120-24.0	16-29	.552	0-1	.000	5-11	.455	11	23	34	6.8	9-0	3	11	2	5	37	7.4
Totals	92-22	1256-13.7	145-339	.428	8-29	.276	49-120	.408	124	186	310	3.4	181-5	27	90	29	37	347	3.8

SEASON/CAREER HIGHS

Points

Season 5 vs. USC (11-17-11)
 Career 17 vs. Saint Mary's (12-13-08)
 17 at N. Colo. (12-3-08)

Rebounds

Season 7 vs. Bryant (11-11-11)
 Career 12 vs. UNLV (3-7-09)

Assists

Season 3 vs. UC Davis (11-13-11)
 Career 4 at Wyoming (1-9-10)
 4 vs. CSUN (12-22-08)
 4 at Fresno State (11-11-07)

Field Goals

Season 2 vs. USC (11-17-11)
 2 vs. Bryant (11-11-11)
 Career 7 vs. Colorado St. (3-4-09)
 7 vs. Saint Mary's (12-13-08)

Field Goals Attempted

Season 7 at Baylor (11-15-11)
 Career 11 vs. Saint Mary's (12-13-08)

Three-Point Field Goals

Season --
 Career 2 at Wyoming (1-9-10)
 2 at N. Colo. (12-3-08)

Three-Point FG Attempted

Season 1 vs. Bryant (11-11-11)
 Career 4 at LBSU (11-13-10)

Free Throws

Season 2 at Baylor (11-15-11)
 Career 4 vs. W. Carolina (11-28-08)
 4 vs. Portland (11-10-07)

Free Throws Attempted

Season 2 at Baylor (11-15-11)
 Career 7 vs. New Mexico (1-5-10)
 7 vs. W. Carolina (11-28-08)

Steals

Season 2 at Baylor (11-15-11)
 2 vs. Southern Utah (11-12-11)
 Career 3 vs. Seattle (11-28-08)

Blocked Shots

Season 1 vs. Bryant (11-11-11)
 Career 3 at Air Force (1-3-09)

Minutes Played

Season 36 vs. USC (11-17-11)
 Career 36 vs. USC (11-17-11)



10 • TIM SHELTON

FORWARD • 6-7 • 240 • SENIOR - 3L
 FRESNO, CALIF. (CLOVIS WEST HIGH)

SEASON HIGHLIGHTS

► Played a career-high 36 minutes and scored a season-best five points and grabbed six rebounds vs. USC (11-17-11).

► Finished with a season-best three assists vs. UC Davis (11-13-11).

► Started his first game vs. Bryant (11-11-11) since Jan. 13, 2010, and finished with four points and seven rebounds, his most since having seven rebounds vs. Baylor on March 31, 2009.

► Scored 11 points and had seven rebounds in the exhibition vs. Point Loma Nazarene (11-7-11). His double-figure scoring performance was his first in any game since scoring 10 vs. Baylor in the NIT semifinals (3-31-09).

► Started the exhibition vs. Cal State San Marcos (11-2-11) and played 23 minutes while contributing two points and three rebounds.

CAREER HIGHLIGHTS

► Has led the team in scoring three times, rebounding 10 times and assists three times.

► Has 12 career double-figure scoring games and three games with 10 or more rebounds.

► Has started 23 career games.

2011-12 GAME-BY-GAME STATISTICS

Opponent	GS	FG	3FG	FT	O-D-R	PF	TP	A	TO	B	S	MP
Bryant	*	2-6	0-1	0-0	3-4-7	1	4	1	1	1	0	24
Southern Utah	*	1-2	0-0	0-0	0-0-0	2	2	2	2	0	2	13
UC Davis	*	0-1	0-0	0-0	1-1-2	1	0	3	0	0	0	20
at Baylor	*	1-7	0-1	2-2	1-2-3	5	4	1	0	0	2	28
USC	*	2-4	0-0	1-1	3-3-6	2	5	2	1	0	1	36
Long Beach State												
at Arizona												
at UC Santa Barbara												
Creighton												
California												
at San Diego												
UC Riverside												
Elon												
Redlands												
San Diego Christian												
Chicago State												
*UNLV												
*at New Mexico												
*Air Force												
*at Wyoming												
*at Colorado State												
*Boise State												
*TCU												
*at UNLV												
*New Mexico												
*at Air Force												
*Wyoming												
*Colorado State												
*at Boise State												
*at TCU												

► SHELTON CAREER STATISTICS

Year	G-GS	Min.-Avg.	FG-FGA	Pct.	3P-3PA	Pct.	FT-FTA	Pct.	OR	DR	Reb	Avg.	PF-D	AT	TO	BS	ST	Pts	Avg.
07-08	4-3	113-28.3	16-29	.552	1-3	.333	7-9	.778	7	12	19	4.8	9-0	6	6	2	5	40	10.0
08-09	34-13	780-22.9	105-209	.502	8-25	.320	49-87	.563	73	88	161	4.7	75-3	43	32	11	21	267	7.9
09-10	9-2	116-12.9	9-26	.346	4-9	.444	8-18	.444	10	8	18	2.0	16-1	13	8	1	1	30	3.3
10-11	31-0	292-9.4	21-56	.375	4-17	.235	5-11	.455	13	34	47	1.5	34-0	12	9	1	6	51	1.6
11-12	5-5	121-24.2	6-20	.300	0-2	.000	3-3	1.000	8	10	18	3.6	11-1	9	4	1	5	15	3.0
Totals	83-23	1422-17.1	161-356	.452	17-56	.304	72-128	.563	111	152	263	3.2	145-5	83	59	16	38	403	4.9

SEASON/CAREER HIGHS

Points

Season 10 at Baylor (11-15-11)
 Career 25 vs. LMU (1-29-09)
 25 vs. Houston Baptist (1-25-09)

Rebounds

Season 7 at Baylor (11-15-11)
 Career 7 at Baylor (11-15-11)

Assists

Season 1 vs. USC (11-17-11)
 Career 5 vs. Houston Baptist (1-25-09)
 5 vs. San Francisco (1-23-09)

Field Goals

Season 4 at Baylor (11-15-11)
 Career 8 vs. Gonzaga (3-8-09)
 8 vs. LMU (1-29-09)

Field Goals Attempted

Season 10 vs. USC (11-17-11)
 Career 15 vs. Gonzaga (3-8-09)
 15 vs. Gonzaga (2-26-09)

Three-Point Field Goals

Season 1 vs. USC (11-17-11)
 Career 5 vs. Occidental (12-31-10)
 5 vs. LMU (1-29-09)
 5 vs. Houston Baptist (1-25-09)

Three-Point FG Attempted

Season 7 vs. USC (11-17-11)
 Career 7 vs. USC (11-17-11)

Free Throws

Season 3 vs. USC (11-17-11)
 Career 8 vs. UTEP (12-30-08)

Free Throws Attempted

Season 4 vs. USC (11-17-11)
 Career 8 - four times

Steals

Season --
 Career 3 at Miami (Ohio) (11-22-10)

Blocked Shots

Season 1 vs. USC (11-17-11)
 Career 1 vs. USC (11-17-11)
 1 at TCU (1-5-11)

Minutes Played

Season 30 vs. USC (11-17-11)
 Career 43 vs. Portland (2-28-09)



II • JAMES RAHON

GUARD • 6-5 • 210 • JUNIOR - II
 SAN DIEGO, CALIF. (SANTA CLARA)

SEASON HIGHLIGHTS

- ▶ Went for 10 points and a career-high seven rebounds at No. 11/12 Baylor (11-15-11), his first game of the season after suffering a left foot injury before the season opener.
- ▶ Produced a game-high 18 points on 7-of-11 shooting in the exhibition against Point Loma Nazarene (11-7-11).
- ▶ Led the team in scoring with 19 points (6-10 FG, 3-6 3FG, 4-4 FT) in the exhibition victory over Cal State San Marcos (11-2-11).

CAREER HIGHLIGHTS

- ▶ Has scored in double figures 29 times in his career and 11 times in a SDSU uniform.
- ▶ Has 112 career three-point field goals in 69 career games.
- ▶ Knocked down multiple three-point field goals in 33 career games and 14 times as an Aztec.
- ▶ Has one turnover or less in 36 of his last 39 games.

2011-12 GAME-BY-GAME STATISTICS

Opponent	GS	FG	3FG	FT	O-D-R	PF	TP	A	TO	B	S	MP
Bryant		DNP-Injured										
Southern Utah		DNP-Injured										
UC Davis		DNP-Injured										
at Baylor	*	4-9	0-4	2-2	1-6-7	1	10	0	4	0	0	29
USC	*	1-10	1-7	3-4	1-2-3	0	6	1	3	0	1	30
Long Beach State												
at Arizona												
at UC Santa Barbara												
Creighton												
California												
at San Diego												
UC Riverside												
Elon												
Redlands												
San Diego Christian												
Chicago State												
*UNLV												
*at New Mexico												
*Air Force												
*at Wyoming												
*at Colorado State												
*Boise State												
*TCU												
*at UNLV												
*New Mexico												
*at Air Force												
*Wyoming												
*Colorado State												
*at Boise State												
*at TCU												

▶ RAHON CAREER STATISTICS

* at SANTA CLARA

Year	G-GS	Min.-Avg.	FG-FGA	Pct.	3P-3PA	Pct.	FT-FTA	Pct.	OR	DR	Reb	Avg.	PF-D	AT	TO	BS	ST	Pts	Avg.
08-09*	32-17	863-27.0	118-287	.411	59-145	.407	66-85	.776	14	41	55	1.7	44-0	42	43	0	16	361	11.3
10-11	37-6	800-21.6	90-211	.427	53-122	.434	27-39	.692	15	43	58	1.6	54-1	30	18	1	15	260	7.0
11-12	2-2	59-29.5	5-19	.263	1-11	.091	5-6	.833	2	8	10	5.0	1-0	1	7	0	1	16	8.0
Totals	71-25	1722-24.3	213-517	.412	113-278	.406	98-130	.754	31	92	123	1.7	99-1	73	68	1	32	637	8.9

SEASON/CAREER HIGHS

Points

Season 31 vs. UC Davis (11-13-11)
 Career 31 vs. UC Davis (11-13-11)

Rebounds

Season 6 vs. UC Davis (11-13-11)
 Career 10 vs. Utah (2-8-11)

Assists

Season 1 vs. USC (11-17-11)
 1 vs. Southern Utah (11-12-11)
 Career 2 vs. Utah (2-8-11)

Field Goals

Season 10 vs. UC Davis (11-13-11)
 Career 10 vs. UC Davis (11-13-11)

Field Goals Attempted

Season 17 vs. UC Davis (11-13-11)
 Career 17 vs. UC Davis (11-13-11)

Three-Point Field Goals

Season 4 vs. UC Davis (11-13-11)
 Career 4 vs. UC Davis (11-13-11)

Three-Point FG Attempted

Season 7 vs. UC Davis (11-13-11)
 Career 7 vs. UC Davis (11-13-11)

Free Throws

Season 7 vs. UC Davis (11-13-11)
 Career 7 vs. UC Davis (11-13-11)

Free Throws Attempted

Season 7 vs. UC Davis (11-13-11)
 Career 7 vs. UC Davis (11-13-11)

Steals


Season 3 vs. UC Davis (11-13-11)
 Career 3 vs. UC Davis (11-13-11)

Blocked Shots

Season 1 vs. USC (11-17-11)
 1 vs. UC Davis (11-13-11)
 Career 2 vs. Cal Poly (12-13-10)

Minutes Played

Season 27 vs. UC Davis (11-13-11)
 Career 27 vs. UC Davis (11-13-11)



21 • JAMAAL FRANKLIN

GUARD • 6-5 • 195 • SOPHOMORE - IL
 HAWTHORNE, CALIF. (WESTWIND PREP INTERNATIONAL)

SEASON HIGHLIGHTS

- ▶ Led the team with 14 points and extended his free-throw streak to 17 with his 5-for-5 performance vs. USC (11-17-11).
- ▶ Contributed 11 points and connected on all five of his free-throw attempts at No. 11/12 Baylor (11-15-11).
- ▶ Enjoyed a career day vs. UC Davis (11-13-11) with a personal-best 31 points (10-17 FG, 4-7 3FG, 7-7 FT) and added six rebounds and career-high three steals in just 27 minutes off the bench vs. UC Davis (11-13-11).
- ▶ Matched his then-career high for points (13) vs. Southern Utah (11-12-11).

CAREER HIGHLIGHTS

- ▶ Has one double-double in his career (13 points, 10 rebounds) and it came in 17 minutes vs. Utah (2-8-11).
- ▶ Has five double-figure scoring games, including four in four games this year.

2011-12 GAME-BY-GAME STATISTICS

Opponent	GS	FG	3FG	FT	O-D-R	PF	TP	A	TO	B	S	MP	
Bryant		DNP-Suspension											
Southern Utah	6-12	1-3	0-2	0-3-3	2	13	1	1	0	2	2	27	
UC Davis	10-17	4-7	7-7	2-4-6	1	31	0	4	1	3	27		
at Baylor	3-12	0-5	5-5	1-2-3	1	11	0	2	0	0	21		
USC	4-9	1-4	5-5	2-2-4	1	14	1	3	1	0	20		
Long Beach State													
at Arizona													
at UC Santa Barbara													
Creighton													
California													
at San Diego													
UC Riverside													
Elon													
Redlands													
San Diego Christian													
Chicago State													
*UNLV													
*at New Mexico													
*Air Force													
*at Wyoming													
*at Colorado State													
*Boise State													
*TCU													
*at UNLV													
*New Mexico													
*at Air Force													
*Wyoming													
*Colorado State													
*at Boise State													
*at TCU													

▶ FRANKLIN CAREER STATISTICS

Year	G-GS	Min.-Avg.	FG-FGA	Pct.	3P-3PA	Pct.	FT-FTA	Pct.	OR	DR	Reb	Avg.	PF-D	AT	TO	BS	ST	Pts	Avg.
10-11	22-0	178-8.1	24-48	.500	7-21	.333	9-17	.529	15	26	41	1.9	18-0	10	14	5	4	64	2.9
11-12	4-0	95-23.8	23-50	.460	6-19	.316	17-19	.895	5	11	16	4.0	5-0	2	10	2	5	69	17.3
Totals	26-0	273-10.5	47-98	.479	13-40	.325	26-36	.722	20	37	57	2.2	23-0	12	24	7	9	133	5.1

SEASON/CAREER HIGHS

Points

Season 28 at Baylor (11-15-11)
Career 28 at Baylor (11-15-11)

Rebounds

Season 11 vs. Bryant (11-11-11)
Career 11 vs. Bryant (11-11-11)

Assists

Season 6 vs. Bryant (11-11-11)
Career 9 vs. Pomona-Pitzer (12-31-09)

Field Goals

Season 10 at Baylor (11-15-11)
Career 10 at Baylor (11-15-11)
10 vs. Wyoming (1-29-11)

Field Goals Attempted

Season 17 at Baylor (11-15-11)
Career 17 at Baylor (11-15-11)

Three-Point Field Goals

Season 8 at Baylor (11-15-11)
Career 8 at Baylor (11-15-11)

Three-Point Field Goals Attempted

Season 10 at Baylor (11-15-11)
Career 10 at Baylor (11-15-11)

Free Throws

Season 6 vs. Bryant (11-11-11)
Career 6 vs. Bryant (11-11-11)

Free Throws Attempted

Season 6 vs. Southern Utah (11-12-11)
6 vs. Bryant (11-11-11)
Career 6 vs. Southern Utah (11-12-11)
6 vs. Bryant (11-11-11)

Steals

Season 7 vs. UC Davis (11-13-11)
Career 7 vs. UC Davis (11-13-11)

Blocked Shots

Season 1 at Baylor (11-15-11)
Career 2 vs. BYU (1-23-10)
2 vs. Arizona (12-12-09)

Minutes Played

Season 38 vs. Bryant (11-11-11)
Career 39 vs. Temple (3-19-11)



22 • CHASE TAPLEY

GUARD • 6-3 • 195 • JUNIOR - 2L
SACRAMENTO, CALIF. (SACRAMENTO HIGH)

SEASON HIGHLIGHTS

- Connected on a Steve Fisher-era-record-tying eight three-pointers to finish with a career-high 28 points, four rebounds and four steals at No. 11/12 Baylor (11-15-11).
- Named MW Co-Player of the Week (11-14-11).
- Went off for 23 points after connecting on a career-high four three-pointers and added a career-high seven steals vs. UC Davis (11-13-11).
- Led the team in scoring with 16 points and finished with five steals vs. Southern Utah (11-12-11).
- Produced one of his finest games as he posted his first career double-double (game-high 20 points, game-high-tying 11 rebounds) and added six assists and three steals vs. Bryant (11-11-11).
- Finished with 11 points, five rebounds and a game-high three steals in the exhibition vs. Point Loma Nazarene (11-7-11).
- Scored 15 points in a starting role in the exhibition win over Cal State San Marcos (11-2-11).

CAREER HIGHLIGHTS

- Has 18 career turnover-free games and 46 games with one turnover or less.
- Has started 52 games, including a career-high 15 straight from Dec. 31, 2009-Feb. 24, 2010.
- Has 30 career double-figure scoring efforts and one double-double.
- Led the team in scoring eight times in his career, rebounding three times and assists 12 times.

2011-12 GAME-BY-GAME STATISTICS

Opponent	GS	FG	3FG	FT	O-D-R	PF	TP	A	TO	B	S	MP
Bryant	*	7-15	0-3	6-6	2-9-11	0	20	6	1	0	3	38
Southern Utah	*	5-9	3-5	3-6	0-2-2	1	16	4	1	0	5	24
UC Davis	*	7-11	4-6	5-6	1-1-2	2	23	1	2	0	7	33
at Baylor	*	10-17	8-10	0-0	1-3-4	2	28	0	1	1	4	36
USC	*	2-7	1-5	0-0	1-4-5	1	5	1	2	0	1	34
Long Beach State												
at Arizona												
at UC Santa Barbara												
Creighton												
California												
at San Diego												
UC Riverside												
Elon												
Redlands												
San Diego Christian												
Chicago State												
*UNLV												
*at New Mexico												
*Air Force												
*at Wyoming												
*at Colorado State												
*Boise State												
*TCU												
*at UNLV												
*New Mexico												
*at Air Force												
*Wyoming												
*Colorado State												
*at Boise State												
*at TCU												

▶ TAPLEY CAREER STATISTICS

Year	G-GS	Min.-Avg.	FG-FGA	Pct.	3P-3PA	Pct.	FT-FTA	Pct.	OR	DR	Reb	Avg.	PF-D	AT	TO	BS	ST	Pts	Avg.
09-10	33-17	773-23.4	98-196	.500	35-93	.376	20-28	.714	21	55	76	2.3	50-0	72	39	13	37	251	7.6
10-11	34-31	867-25.5	113-233	.485	41-108	.380	24-29	.828	21	61	82	2.4	45-0	64	45	8	44	291	8.6
11-12	5-5	165-33.0	31-59	.525	16-29	.552	14-18	.778	5	19	24	4.8	6-0	12	7	1	20	92	18.4
Totals	72-53	1805-25.1	242-488	.496	92-230	.400	58-75	.773	47	135	182	2.5	101-0	148	91	22	101	634	8.8

CAREER HIGHS

Points

Career 11 vs. Southern Utah (11-12-11)

Rebounds

Career 9 vs. USC (11-17-11)
9 vs. Southern Utah (11-12-11)

Assists

Career 1 vs. USC (11-17-11)
1 vs. Southern Utah (11-12-11)

Field Goals

Career 5 vs. Southern Utah (11-12-11)

Field Goals Attempted

Career 9 vs. Southern Utah (11-12-11)

Three-Point Field Goals

Career --

Three-Point FG Attempted

Career --

Free Throws

Career 1 vs. Southern Utah (11-12-11)
1 vs. Bryant (11-11-11)

Free Throws Attempted

Career 8 vs. Bryant (11-11-11)

Steals


Career 1 vs. USC (11-17-11)
1 vs. Bryant (11-11-11)

Blocked Shots

Career 2 vs. USC (11-17-11)

Minutes Played

Career 31 vs. Southern Utah (11-12-11)



23 • DESHAWN STEPHENS

FORWARD • 6-8 • 215 • JUNIOR - JC
LOS ANGELES, CALIF. (SANTA MONICA COLLEGE)

SEASON HIGHLIGHTS

- ▶ Matched his career high with a game-high nine rebounds and added a career- and game-high two blocks vs. USC (11-17-11).
- ▶ Reached double figures in scoring for the first time with 11 points, while adding nine rebounds vs. Southern Utah (11-12-11).
- ▶ Produced nine points and six rebounds in 25 season-opening minutes vs. Bryant (11-11-11).
- ▶ Finished with seven points and seven rebounds in the exhibition victory over Point Loma Nazarene (11-7-11).
- ▶ Went for 16 points (7-10 FG) and a game-high nine rebounds in the exhibition vs. Cal State San Marcos (11-2-11).

CAREER HIGHLIGHTS

- ▶ Has scored in double figures one time in his Division I career.
- ▶ Has grabbed six or more rebounds four times in the early going.

2011-12 GAME-BY-GAME STATISTICS

Opponent	GS	FG	3FG	FT	O-D-R	PF	TP	A	TO	B	S	MP
Bryant	4-7	0-0	1-8	2-4-6	2	9	0	1	0	1	25	
Southern Utah	5-9	0-0	1-3	6-3-9	3	11	1	2	1	0	31	
UC Davis	2-4	0-0	1-2	2-4-6	2	5	0	0	0	0	29	
at Baylor	0-1	0-0	0-0	0-1-1	4	0	0	2	0	0	18	
USC	3-6	0-0	0-0	3-6-9	2	6	1	1	2	1	19	
Long Beach State												
at Arizona												
at UC Santa Barbara												
Creighton												
California												
at San Diego												
UC Riverside												
Elon												
Redlands												
San Diego Christian												
Chicago State												
*UNLV												
*at New Mexico												
*Air Force												
*at Wyoming												
*at Colorado State												
*Boise State												
*TCU												
*at UNLV												
*New Mexico												
*at Air Force												
*Wyoming												
*Colorado State												
*at Boise State												
*at TCU												

► STEPHENS CAREER STATISTICS

Year	G-GS	Min.-Avg.	FG-FGA	Pct.	3P-3PA	Pct.	FT-FTA	Pct.	OR	DR	Reb	Avg.	PF-D	AT	TO	BS	ST	Pts Avg.	
11-12	5-0	122-24.4	14-27	.519	0-0	.000	3-13	.231	13	18	31	6.2	13-0	2	6	3	2	31	6.2



Game 1

rv/- San Diego State 75
Bryant 63

Nov. 11, 2011 ♦ San Diego, Calif.
Viejas Arena ♦ Att.: 11,734

SAN DIEGO - On a night where San Diego State unveiled its 2011 Mountain West regular-season championship banner, its 2011 MWC tournament title banner and its NCAA Sweet 16 appearance banner, the Aztecs ultimately treated 11,734 fans to a 75-63 season-opening victory over Bryant at the Basketball Travelers Classic inside Viejas Arena.

The Aztecs dressed just seven scholarship players as projected starters Jamaal Franklin and James Rahon were out due to a team suspension and foot injury, respectively. With all the emotion surrounding the banners and the short bench, SDSU started the game sluggishly.

The contest was tied at 4-4 with just under two minutes having gone by. The Bulldogs, however, caught fire and stymied the Aztecs to lead, 22-15, with 6:32 remaining in the half. A 13-5 run to end the frame got San Diego State back into the game and it carried a 28-27 lead into the locker room.

The Aztecs continued their surge as play resumed and promptly went on a 15-7 run to go up 43-35. All told, SDSU used a 28-12 spurt to take control of the game.

San Diego State's offensive attack was grounded momentarily when Frankie Dobbs hit back-to-back three-pointers to bring the Bulldogs to within four. SDSU, however, went on another 13-5 run to move ahead by 12 and Bryant failed to get any closer than eight points the rest of the way.

The Aztecs received three stellar efforts, including two double-doubles by Garrett Green and Chase Tapley. Green finished with 14 points and 11 rebounds, while Tapley racked up a game-high 20 points, a career-high 11 rebounds, six assists and three steals. Xavier Thames added a career-high 16 points, four rebounds and eight assists. Between Tapley and Thames, they combined for 14 assists and two turnovers.

BRY	MP	FG	3FG	FT	R	F	A	T	O	B	S	TP
Kondratyev	*19	2-8	1-3	0-0	4	1	0	2	1	0	0	5
Francis	*38	9-18	1-4	1-2	5	2	0	3	0	2	2	20
McMath	*16	2-5	0-1	0-0	3	4	1	1	0	1	0	4
Maynard	*37	2-9	0-5	2-2	1	2	5	1	0	0	0	6
Dobbs	*39	6-12	5-10	0-0	4	2	4	2	0	1	1	17
Robinson	6	0-1	0-0	0-0	0	2	0	0	0	0	0	0
Calandrillo	5	0-0	0-0	0-0	1	2	1	0	0	0	0	0
Jordan	29	3-9	3-5	0-0	5	5	4	1	0	0	0	9
Altit	11	1-5	0-2	0-0	3	1	0	0	0	1	2	2
Team					6							
Totals	200	25-67	10-30	3-4	32	21	15	10	1	5	6	63

SDSU	MP	FG	3FG	FT	R	F	A	T	O	B	S	TP
Williams	*22	3-6	1-3	0-0	4	2	0	2	0	0	0	7
Shelton	*24	2-6	0-1	0-0	7	1	1	1	1	0	0	4
Green	*30	7-10	0-0	0-2	11	2	3	1	1	1	1	14
Thames	*38	6-10	1-3	3-6	4	0	8	1	0	1	0	16
Tapley	*38	7-15	0-3	6-6	11	0	6	1	0	3	2	20
Franklin, L.	23	2-4	0-2	1-3	2	2	1	4	1	0	0	5
Stephens	25	4-7	0-0	1-8	6	2	0	1	0	1	0	9
Team					0							
Totals	200	31-58	2-12	11-25	45	9	19	11	3	6	7	53

Halftime: San Diego State 28, Bryant 27. **FG%:** San Diego State 53.4, Bryant 37.3. **3FG%:** Bryant 33.3, San Diego State 16.7. **FT%:** Bryant 75.0, San Diego State 44.0. **Officials:** Scott Thornley, Eric Curry, Brad Ferrie. **Technical:** None.



Game 2

rv/- San Diego State 70
Southern Utah 37

Nov. 12, 2011 ♦ San Diego, Calif.
Viejas Arena ♦ Att.: 11,765

SAN DIEGO - Chase Tapley led a group of four Aztecs who scored in double figures as San Diego State built a huge first-half lead en route to a 70-37 rout of Southern Utah in front of 11,765 fans at Viejas Arena at the Basketball Travelers Classic.

Southern Utah scored the first basket of the game and San Diego State took over from there going on a 15-0 run to take a commanding 15-2 lead. The run was halted briefly by a Ray Jones, Jr., free throw with 9:40 remaining in the first half. The Aztecs ultimately took a 20-3 lead less than a minute later.

Two straight baskets by Southern Utah cut the deficit to 13 with eight minutes to go in the frame, but that was as close as the Thunderbirds would get as San Diego State dominated the rest of the first half to take a 41-15 lead at halftime.

Southern Utah scored the first two baskets of the second half, but the Aztecs responded with an 11-2 run to increase their lead to 35. The Thunderbirds managed to get the score to 55-26 as a result of a 7-2 run, but San Diego State answered right back with an 11-3 spurt to extend its lead to a game-high 37 points before earning the 33-point decision.


Tapley led all scorers with 16 points, while Jamaal Franklin scored 13. LaBradford Franklin and DeShawn Stephens, meanwhile, scored 12 and 11 points, respectively.

Jones, Jr., led Southern Utah with nine points and Wade Collie led the team with five rebounds.

SDSU	MP	FG	3FG	FT	R	F	A	T	O	B	S	TP
Taylor	*28	2-6	0-0	0-1	2	1	0	7	1	0	0	4
Stevenett	*21	1-4	0-0	0-0	1	5	0	5	0	0	0	2
Massey	*14	1-2	0-0	2-2	3	0	0	1	0	0	0	4
Heuir	*12	0-1	0-0	0-0	0	2	1	1	0	0	0	0
Jones, Jr.	*32	2-5	0-3	5-6	2	4	2	2	0	1	9	9
Cameron	16	2-6	1-4	0-0	2	1	1	0	0	1	5	5
Nsenki	9	1-1	0-0	0-0	0	0	1	1	0	0	0	2
Gardner	11	1-4	0-2	0-0	2	0	0	1	0	0	0	2
Johnson	8	1-1	0-0	0-1	1	5	1	1	0	1	2	2
Collie	14	0-4	0-1	0-0	5	1	1	2	0	0	0	2
Koehler	6	0-0	0-0	0-0	1	0	0	0	0	0	0	0
Jeffery	15	0-2	0-0	0-0	1	2	0	1	0	2	0	0
Scott	7	1-3	0-0	0-0	2	0	0	3	0	0	2	2
Hanks	7	1-4	0-0	3-4	2	1	0	1	1	0	5	5
Team					1							
Totals	200	13-43	1-10	10-14	25	22	7	26	2	5	3	37

SDSU	MP	FG	3FG	FT	R	F	A	T	O	B	S	TP
Williams	*19	1-3	0-0	0-1	3	5	0	2	0	0	0	2
Shelton	*13	1-2	0-0	0-0	0	2	2	0	2	2	0	2
Green	*27	3-4	0-0	3-5	11	4	0	5	0	2	9	9
Thames	*30	2-6	0-1	1-2	4	2	7	3	0	1	5	5
Tapley	*24	5-9	3-5	3-6	2	1	4	1	0	5	16	16
Franklin, L.	24	5-9	1-3	1-1	4	1	1	4	0	0	12	12
Franklin, J.	27	6-12	1-3	0-2	3	2	1	1	0	2	13	13
Stephens	31	5-9	0-0	1-3	9	3	1	2	1	0	11	11
Castleberry	5	0-1	0-1	0-0	0	0	0	0	0	0	0	0
Team					5							
Totals	200	28-55	5-13	9-20	41	20	16	20	1	12	7	60

Halftime: San Diego State 41, Southern Utah 15. **FG%:** San Diego State 50.9, Southern Utah 30.2. **3FG%:** San Diego State 38.5, Southern Utah 10.0. **FT%:** Southern Utah 71.4, San Diego State 45.0. **Officials:** David Hall, Eric Curry, Kelly C. Ely. **Technical:** None.



Game 3

rv/- San Diego State 89
UC Davis 74

Nov. 13, 2011 ♦ San Diego, Calif.
Viejas Arena ♦ Att.: 11,792

SAN DIEGO - San Diego State wrapped up its home tournament, the Basketball Travelers Classic, with its third consecutive double-figure victory, this time an 89-74 victory over UC Davis.

Chase Tapley continued his outstanding play by scoring 23 points and adding a career-high seven steals. As good as Tapley's performance was, Jamaal Franklin's was equally impressive. The sophomore came off the bench to score a career-high 31 points on 10-of-17 shooting, including a 4-for-7 performance from beyond the arc and a 7-for-7 effort from the charity stripe.

The Aggies scored the first four points of the game and it was all Aztecs after that. Franklin fueled an 11-3 scoring run, which included back-to-back threes, to give SDSU a 15-9 lead with 12:25 left in the first half.

San Diego State would end the period by outscoring UC Davis by 13 points, which gave the Aztecs a healthy 48-29 lead at halftime.

SDSU held the Aggies in check for the first five-plus minutes of the second half before Franklin caught fire and scored five straight points. Franklin's points led to the Aztecs' 18-4 run and a 24-point lead.

UC Davis, however, slowly chipped away at its deficit and suddenly San Diego State's lead was down to 12 points after a Ryan Sypkens three-pointer with 3:34 left in regulation.

Franklin nailed a jumper and Xavier Thames added a free throw to thwart the comeback as the Aztecs emerged with the 15-point victory.

At the end of the game, Tapley was named most valuable player and to the all-tournament team. Thames joined Tapley on the all-tourney squad along with UC Davis' Josh Ritchart, Bryant's Alex Francis and Southern Utah's Ray Jones, Jr.

UCD	MP	FG	3FG	FT	R	F	A	T	O	B	S	TP
Ritchart	*30	5-11	3-9	0-0	6	4	1	2	0	0	13	13
Tiffin	*20	2-3	0-0	0-0	4	5	1	2	0	0	0	4
Corbin	*31	2-8	0-1	0-0	3	2	7	5	0	3	4	4
Howley	*28	6-10	3-6	0-0	4	1	3	2	0	0	15	15
Sypkens	38	7-16	5-12	0-0	6	1	4	1	0	0	19	19
Mancasola	9	0-1	0-1	0-0	0	1	0	1	0	0	0	0
Adenrele	16	3-4	0-0	0-3	4	3	0	1	1	0	6	6
Les	15	3-6	2-5	0-0	0	4	1	1	0	1	8	8
Malik	13	2-4	1-3	0-0	1	2	0	1	0	1	5	5
Team					3							
Totals	200	30-63	14-37	0-3	31	23	17	16	1	5	74	74

SDSU	MP	FG	3FG	FT	R	F	A	T	O	B	S	TP
Williams	*14	1-7	1-2	1-2	4	0	0	1	0	0	0	4
Green	*26	3-7	0-1	0-2	5	0	0	0	1	0	6	6
Shelton	*20	0-1	0-0	0-0	2	1	3	0	0	0	0	0
Thames	*32	3-5	0-1	1-4	3	2	7	1	0	1	7	7
Tapley	*33	7-11	4-6	5-6	2	2	1	2	0	7	23	23
Franklin, L.	19	2-4	1-2	8-8	3	1	5	1	0	0	13	13
Franklin, J.	27	10-17	4-7	7-7	6	1	0	4	1	3	31	31
Stephens	29	2-4	0-0	1-2	6	2	0	0	0	0	5	5
Team					2							
Totals	200	28-56	10-19	23-31	33	9	16	10	2	11	89	89

Halftime: San Diego State 48, UC Davis 74. **FG%:** San Diego State 50.0, UC Davis 47.6. **3FG%:** San Diego State 52.6, UC Davis 37.8. **FT%:** San Diego State 74.2, UC Davis 00.0. **Officials:** David Hall, Scott Thornley, Brad Ferrie. **Technical:** None.



Game 4

#11/12 Baylor 77
rv/- San Diego State 67

Nov. 15, 2011 ♦ Waco, Texas
Ferrell Center ♦ Att.: 6,941

WACO, Texas - San Diego State, playing its fourth game in five days, had its rally come up short in falling to No. 11/12 Baylor, 77-67, at Ferrell Center. The mid-afternoon game was a part of ESPN's College Hoops Tip-Off Marathon.

The Aztecs received a game- and career-high 28 points from Chase Tapley, who made 10-of-17 shots, including 8-of-10 from three-point distance. The eight three-point field goals were a career high, one off the school record and equaled the Steve Fisher-era record.

The game was the first of the season for James Rahon, who missed the first three games of the campaign due to an injured left foot. The junior scored 10 points and added a career-high seven rebounds. Also scoring in double figures for SDSU was Jamaal Franklin (11 points) and Xavier Thames (10 points).

SDSU led by five midway through the first half thanks to eight unanswered points. Minutes later, Tapley hit a three to give the Aztecs a 23-21 lead, but an 11-1 Bear run put the home side up by eight with 1:42 left in the half.

Just when the game could have got out of hand, Tapley hit a three and Thames added two free throws to help SDSU pull to within two, 32-30, at halftime.

Tapley tied the game with the first bucket of the second half, but Baylor used a fullcourt press, which rattled the Aztecs.

San Diego State trailed, 36-34, with 15:45 to play and in just 2 minutes, 23 seconds, Baylor enjoyed a 10-point cushion. The Bears' lead eventually swelled to 16 with 9:20 left in regulation.

SDSU used a 9-2 run, with the final seven coming from Franklin, to trim the deficit to seven with 93 seconds left in the game. The Bears, however, went on to score seven straight points to put the game out of reach and improve to 3-0.

SDSU	MP	FG	3FG	FT	R	F	A	T	O	B	S	TP
Green	*15	0-2	0-0	0-0	2	3	0	3	0	2	0	0
Shelton	*28	1-7	0-1	2-2	3	5	1	0	0	2	4	0
Thames	*32	2-8	0-3	6-7	4	2	4	5	0	2	10	0
Rahon	*29	4-9	0-4	2-2	7	1	0	4	0	0	10	0
Tapley	*36	10-17	8-10	0-0	4	2	0	1	1	4	28	0
Williams	9	0-1	0-1	2-4	2	3	0	3	1	0	2	0
Franklin, L.	12	1-2	0-0	0-0	1	1	3	1	0	0	2	0
Franklin, J.	21	3-12	0-5	5-5	3	1	0	2	0	0	11	0
Stephens	18	0-1	0-0	0-0	1	4	0	2	0	0	0	0
Team					6							
Totals	200	21-59	8-24	17-20	33	22	8	21	2	10	67	

Baylor	MP	FG	3FG	FT	R	F	A	T	O	B	S	TP
Acy	*34	3-5	0-0	7-8	9	1	2	4	2	1	13	0
Miller	*25	7-12	1-2	5-6	6	3	1	3	0	1	20	0
Jones	*35	4-9	2-2	1-1	4	2	0	1	1	2	11	0
Heslip	*27	5-10	4-8	2-2	4	2	0	2	0	1	16	0
Walton	*22	1-3	0-1	1-3	3	4	4	3	0	2	3	0
Ellis	4	0-0	0-0	0-0	0	1	0	2	0	1	0	0
Bello	8	2-3	1-1	0-0	1	2	1	0	0	0	5	0
Jefferson	20	0-3	0-0	2-2	5	2	1	2	2	0	2	0
Team					0							
Totals	200	24-52	9-17	20-24	36	21	18	21	5	10	77	

Halftime: Baylor 32, San Diego State 30. **FG%:** Baylor 46.2, San Diego State 35.6. **3FG%:** Baylor 52.9, San Diego State 33.3. **FT%:** San Diego State 85.0, Baylor 83.3. **Officials:** John Higgins, Gerry Pollard, Kipp Kissinger. **Technical:** None.



Game 5

rv/- San Diego State 56
USC 54

Nov. 17, 2011 ♦ San Diego, Calif.
Viejas Arena ♦ Att.: 12,414

SAN DIEGO - Xavier Thames went the length of the floor and scored the game-winning lay-up with 1.8 seconds remaining in the game to lift San Diego State past USC, 56-54, in front of a sold-out Viejas Arena crowd.

The victory was just the second over the Trojans in 12 tries and snapped a five-game losing streak vs. USC. It was SDSU's first win in the series since Dec. 9, 1989.

Holding a 54-45 lead with 2:46 left in regulation, the Aztecs looked as if they were going to cruise to the win. The Trojans, however, received back-to-back three-pointers from Garrett Jackson to bring USC to within three with 97 seconds left.

After two empty San Diego State possessions, the Trojans came out of a timeout and promptly received a banked-in three-pointer from Maurice Jones to knot the score.

Then with seven seconds remaining, Thames took the ball the length of the court, with the help of a Tim Shelton screen, and connected on the game-winner.

SDSU trailed, 25-21, at halftime and took the lead with 11:44 left in the game when Chase Tapley knocked down a three. The Aztecs, who trailed by as many as six, never trailed the rest of the way en route to their sixth straight win over the Pac-12 Conference.

Jamaal Franklin led San Diego State with 14 points and Thames finished with 12 of his own. DeShawn Stephens, meanwhile, grabbed a game-high nine rebounds. As a team, led by Franklin's 5-for-5 effort from the free-throw line, the Aztecs made 13 of their 14 free-throw attempts.

Jones led all scorers with 15 points and was one of four Trojans in double figures. Jackson added 13 points, Aaron Fuller chipped in with 12 and a team-high seven rebounds, and Dewayne Dedmon contributed 10.

USC	MP	FG	3FG	FT	R	F	A	T	O	B	S	TP
Dedmon	*25	4-7	0-0	2-4	2	2	0	2	0	0	10	0
Fuller	*26	6-10	0-0	0-0	7	4	2	1	1	1	12	0
Jones	*39	6-13	3-4	0-0	3	0	2	5	0	5	15	0
Strangis	*24	0-1	0-1	0-0	1	3	2	0	0	0	0	0
Wesley	*31	1-4	0-1	0-0	2	1	2	2	1	0	2	0
Moore	24	0-4	0-0	0-0	2	1	3	0	0	1	0	0
Blaszcyk	13	1-2	0-0	0-0	3	0	0	0	1	1	2	0
Jackson	18	4-9	2-4	3-4	2	1	1	0	1	0	13	0
Team					4							
Totals	200	22-50	5-10	5-8	26	12	12	11	4	8	54	

SDSU	MP	FG	3FG	FT	R	F	A	T	O	B	S	TP
Green	*22	3-6	0-0	2-2	5	0	0	2	0	0	8	0
Shelton	*36	2-4	0-0	1-1	6	2	2	1	0	1	5	0
Thames	*36	5-9	0-1	2-2	2	1	4	2	1	0	12	0
Rahon	*30	1-10	1-7	3-4	3	0	1	3	0	1	6	0
Tapley	*34	2-7	1-5	0-0	5	1	1	2	0	1	5	0
Franklin, L.	3	0-0	0-0	0-0	0	0	0	0	0	0	0	0
Franklin, J.	20	4-9	1-4	5-5	4	1	1	3	1	0	14	0
Stephens	19	3-6	0-0	0-0	9	2	1	1	2	1	6	0
Team					2							
Totals	200	20-51	3-17	13-14	36	7	10	14	4	4	56	

Halftime: USC 25, San Diego State 21. **FG%:** USC 44.0, San Diego State 39.2. **3FG%:** USC 50.0, San Diego State 17.6. **FT%:** San Diego State 92.9, USC 62.5. **Officials:** Mike Littlewood, Mike Reed, Mike Scyphers. **Technical:** None.

THE STAT CREW SYSTEM
SAN DIEGO STATE Combined Team Statistics (as of Nov 17, 2011)
All games

RECORD:	OVERALL	HOME	AWAY	NEUTRAL
ALL GAMES	4-1	4-0	0-1	0-0
CONFERENCE	0-0	0-0	0-0	0-0
NON-CONFERENCE	4-1	4-0	0-1	0-0

##	Player	gp-gs	min	avg	Total		3-Point		F-Throw		Rebounds				pf	dq	a	to	blk	stl	pts	avg
					fg-fga	fg%	3fg-fga	3fg%	ft-fta	ft%	off	def	tot	avg								
22	TAPLEY, Chase	5-5	165	33.0	31-59	.525	16-29	.552	14-18	.778	5	19	24	4.8	6	0	12	7	1	20	92	18.4
21	FRANKLIN, Jamaal	4-0	95	23.8	23-50	.460	6-19	.316	17-19	.895	5	11	16	4.0	5	0	2	10	2	5	69	17.3
02	THAMES, Xavier	5-5	168	33.6	18-38	.474	1-9	.111	13-21	.619	3	14	17	3.4	7	0	30	12	1	5	50	10.0
05	GREEN, Garrett	5-5	120	24.0	16-29	.552	0-1	.000	5-11	.455	11	23	34	6.8	9	0	3	11	2	5	37	7.4
03	FRANKLIN, LaBradford	5-0	81	16.2	10-19	.526	2-7	.286	10-12	.833	1	9	10	2.0	5	0	10	10	1	0	32	6.4
23	STEPHENS, DeShawn	5-0	122	24.4	14-27	.519	0-0	.000	3-13	.231	13	18	31	6.2	13	0	2	6	3	2	31	6.2
11	RAHON, James	2-2	59	29.5	5-19	.263	1-11	.091	5-6	.833	2	8	10	5.0	1	0	1	7	0	1	16	8.0
10	SHELTON, Tim	5-5	121	24.2	6-20	.300	0-2	.000	3-3	1.000	8	10	18	3.6	11	1	9	4	1	5	15	3.0
00	WILLIAMS, Alec	4-3	64	16.0	5-17	.294	2-6	.333	3-7	.429	4	9	13	3.3	10	1	0	8	1	0	15	3.8
33	CASTLEBERRY, Jere	1-0	5	5.0	0-1	.000	0-1	.000	0-0	.000	0	0	0	0.0	0	0	0	0	0	0	0	0.0
Team											10	5	15					1				
Total.....		5	1000		128-279	.459	28-85	.329	73-110	.664	62	126	188	37.6	67	2	69	76	12	43	357	71.4
Opponents.....		5	1000		114-275	.415	39-104	.375	38-53	.717	42	108	150	30.0	99	-	69	84	13	33	305	61.0

TEAM STATISTICS	SDSU	OPP	Date	Opponent	Score	Att.
SCORING	357	305	+ 11-11-11	BRYANT	w 75-63	11734
Points per game	71.4	61.0	+ 11-12-11	SOUTHERN UTAH	w 70-37	11765
Scoring margin	+10.4	-	+ 11-13-11	UC DAVIS	w 89-74	11792
FIELD GOALS-ATT	128-279	114-275	11-15-11	at No. 11/12 BAYLOR	L 67-77	6941
Field goal pct	.459	.415	11-17-11	USC	w 56-54	12414
3 POINT FG-ATT	28-85	39-104	+ = Basketball Travelers Classic (San Diego, Calif.)			
3-point FG pct	.329	.375	* = Conference game			
3-pt FG made per game	5.6	7.8				
FREE THROWS-ATT	73-110	38-53				
Free throw pct	.664	.717				
F-Throws made per game	14.6	7.6				
REBOUNDS	188	150				
Rebounds per game	37.6	30.0				
Rebounding margin	+7.6	-				
ASSISTS	69	69				
Assists per game	13.8	13.8				
TURNOVERS	76	84				
Turnovers per game	15.2	16.8				
Turnover margin	+1.6	-				
Assist/turnover ratio	0.9	0.8				
STEALS	43	33				
Steals per game	8.6	6.6				
BLOCKS	12	13				
Blocks per game	2.4	2.6				
ATTENDANCE	47705	6941				
Home games-Avg/Game	4-11926	1-6941				
Neutral site-Avg/Game	-	0-0				

Score by Periods	1st	2nd	Totals
SAN DIEGO STATE	168	189	357
Opponents	128	177	305