



AZTEC HISTORY

INSIDE

Coaching History	84
Year-By-Year Results	85-91
Postseason History	92-93
All-Time Letterwinners	94
Honors and Awards	95
1,000-Point Scorers	96-97
Aztec Hall of Fame	98



COACHING HISTORY

ALL-TIME AZTEC ASSISTANT COACHES

Nicole Anderson2003-04
Yvette Angel1990-92
Mike Callahan1978-83
Fred Chmiel2009
DeAnn Craft1998
Eileen Feeney1996-97
Dustin Finley2005
Kathy Flannigan1985-87
Susie Gardner1993-96
Jennifer Gross2003-04
Matt Hart2003-04
Steve Huber2000-02
Renee Jimenez2006-08
Susan Kubala1991-93
Judy LaWinter1979
Jan Martin1989
Kyla McDaniel1998-99
Cathy McDonald1997
Mickey McGlade1980-82
Dana McGraw2001-02
Michelle Miles1993
Kate Paye1996, 2006-07
Krista Poehler2005
Jennifer Price1998-99
Steve Salvo1983-84
Yvonne Sanchez2000
Trisha Sears2001-02
Shanele Stires2009
Pam Tanner1994-95
Heidi VanDerveer2007
Ken Weeks1988-89
Fentress Winn2005
Jualeah Woods2006-Present
Sandy Wright1997-00



ALL-TIME COACHING RECORDS

Western Collegiate Athletic Association

Year	Overall		Place	Coach	MVP
	W-L	W-L			
1976-77	4-16	1-7	4th	Kathleen Wallace	None
1977-78	10-18	0-8	5th	Kathleen Wallace	Laura Dion
1978-79	13-16	0-8	5th	Richie Spears	Deb Hoistad
1979-80	23-10	6-6	4th	Richie Spears	Judy Porter
1980-81	25-11	6-6	4th	Richie Spears	Diena Pels
1981-82	20-13	4-8	5th	Richie Spears	Judy Porter
1982-83*	10-18	3-11	6th	Spears/Steve Salvo*	Judy Porter
1983-84	24-6	9-5	3rd	Earnest Riggins	Tina Hutchinson
1984-85	21-9	9-5	4th	Earnest Riggins	Penny Toler

Big West Conference (Formerly the Pacific Coast Athletic Association)

Year	Overall		Place	Coach	MVP
	W-L	W-L			
1985-86	14-17	6-8	t4th	Earnest Riggins	Shelda Arceneaux
1986-87	13-16	9-9	t6th	Earnest Riggins	Jessica Haynes
1987-88	21-10	11-7	t4th	Earnest Riggins	Chana Perry
1988-89	25-9	12-6	t4th	Earnest Riggins	Chana Perry
1989-90	7-23	6-12	8th	Beth Burns	Julie Evans

Western Athletic Conference

Year	Overall		Place	Coach	MVP
	W-L	W-L			
1990-91	14-14	6-6	4th	Beth Burns	Kieishsha Games
1991-92	18-11	9-5	4th	Beth Burns	Michelle Miles
1992-93	19-9	9-5	t2nd	Beth Burns	Falisha Wright
1993-94	26-5	13-1	1st	Beth Burns	Sorii Epps, Rachelle Johnson
1994-95	24-6	14-0	1st	Beth Burns	Falisha Wright, Christina Murguia
1995-96	20-8	9-5	3rd	Beth Burns	Jodi Nowlin
1996-97	23-7	15-1	1st	Beth Burns	Jodi Nowlin-Tres
1997-98	10-15	4-10	7th	Barb Smith	Sandy Wright
1998-99	7-19	4-10	7th	Barb Smith	Charley Murray

Mountain West Conference

Year	Overall		Place	Coach	MVP
	W-L	W-L			
1999-00	9-19	4-10	t6th	Barb Smith	Team
2000-01	13-15	5-9	6th	Barb Smith	Team
2001-02	10-18	2-12	7th	Barb Smith	N/A
2002-03	9-18	3-11	7th	Jim Tomey	N/A
2003-04	8-20	3-11	7th	Jim Tomey	N/A
2004-05	8-20	2-12	t7th	Jim Tomey	N/A
2005-06	3-24	0-16	9th	Beth Burns	Michelle Strawberry
2006-07	12-16	5-11	7th	Beth Burns	Quenese Davis
2007-08	18-13	7-9	t5th	Beth Burns	Jené Morris

COACHING RECORDS - ALL GAMES

	Gm.	W	L	Win Pct.	Pts. SDSU	Pts. Opp.	Avg. SDSU	Avg. Opp.
Kathleen Wallace (1976-78)	48	14	34	.292	3,011	3,501	62.7	72.9
Richie Spears (1979-83)	146	88	58	.603	9,383	8,502	64.7	58.6
Steve Salvo* (1983)	13	3	10	.231	887	1,073	68.2	82.5
Earnest Riggins (1984-89)	185	118	67	.638	14,061	12,694	69.1	63.1
Beth Burns (1990-97; 05-pres.)	320	184	136	.575	21,103	19,772	65.9	61.8
Barb Smith (1997-2002)	135	49	86	.363	8,130	8,646	60.2	64.0
Jim Tomey (2002-05)	83	25	58	.301	4,610	5,156	55.5	62.1
Totals	930	481	449	.517	61,185	59,344	65.8	63.8

*Steve Salvo was appointed acting head coach on Jan. 21, 1983.



YEAR-BY-YEAR RESULTS

AZTEC BASKETBALL HISTORY

1976-77

Overall record: 4-16

Conference record: 1-7 (Western Collegiate)

Head Coach: Kathleen Wallace

N. 29	Northern Arizona	W	64-44
D. 10	CS Los Angeles	L	62-67

Cal Poly Pomona Tournament (Pomona, Calif.)

D. 17	at Cal Poly Pomona	L	38-103
D. 18	vs. Cal Poly	L	46-55

Chico State Tournament (Chico, Calif.)

J. 6	vs. Pepperdine	W	62-45
J. 7	at Chico State	L	53-62
J. 8	vs. Long Beach State	L	60-81
J. 13	Fresno State	W	61-42
J. 14	CS Fullerton*	L	40-78
J. 21	at USC*	W	62-59
J. 22	at Biola	L	60-70
J. 25	at UCLA*	L	42-93
J. 29	at Long Beach State*	L	60-76
F. 5	at Cal Poly Pomona	L	68-82
F. 8	USC*	L	61-85
F. 11	at CS Fullerton*	L	56-101
F. 12	at UC Santa Barbara	L	43-56
F. 18	Long Beach State*	L	74-95
F. 25	UCLA*	L	45-98
M. 4	Cal Poly Pomona	L	47-80

1977-78


Overall record: 10-18

Conference record: 0-8 (Western Collegiate)

Head Coach: Kathleen Wallace

Cal Poly SLO Tournament (San Luis Obispo, Calif.)

D. 2	at Cal Poly SLO	L	79-80
D. 2	vs. Fresno State	W	82-60
D. 3	vs. San Jose State	W	89-83
D. 9	Cal Poly Pomona	L	60-69
D. 12	Pepperdine (OT)	L	71-72
D. 16	UC Irvine	W	93-55
D. 23	Brigham Young	L	60-70
J. 5	at CS Los Angeles	W	75-40
J. 10	CS Fullerton*	L	76-80
J. 13	at Northern Arizona	W	77-65
J. 14	at Arizona State	L	65-86
J. 17	USC*	L	57-69
J. 20	UC Santa Barbara	W	66-57
J. 21	CS Los Angeles	W	68-58
J. 26	at Long Beach State*	L	68-81
J. 28	UCLA*	L	49-96
F. 1	at Cal Poly SLO	W	62-50
F. 2	at Fresno State	W	61-44
F. 3	at UC Santa Barbara	L	59-73
F. 7	USC*	L	83-99
F. 11	at CS Fullerton*	L	65-102
F. 14	at CS Northridge (OT)	L	70-76
F. 16	Long Beach State*	L	52-79
F. 17	at Pepperdine	L	64-75
F. 22	at UCLA*	L	44-104
F. 23	Biola	L	58-79
F. 28	San Diego	W	83-31
M. 3	at Cal Poly Pomona	L	71-96



Judy Porter

1978-79

Overall record: 13-16

Conf. record: 0-8 (Western Collegiate)

Head Coach: Richie Spears

N. 28	UC San Diego	W	72-33
D. 1	Cal Poly SLO	W	50-37
D. 3	Pepperdine	L	53-59
D. 8	at Cal Poly Pomona	L	31-74
D. 9	CS Los Angeles	W	52-49
D. 11	San Diego	W	98-17
<i>California Invitational (Berkeley, Calif.)</i>			
D. 14	at California	W	74-69
D. 15	vs. Texas Tech	W	52-50
D. 16	vs. Long Beach State	L	50-74
D. 19	UC Irvine	W	69-54
D. 19	Biola	L	48-50
J. 13	at UC Santa Barbara	W	51-47
J. 17	at CS Fullerton*	L	42-58
J. 20	USC*	L	47-61
J. 25	at UCLA*	L	30-90
J. 27	Long Beach State*	L	66-82
F. 2	at UNLV	L	58-78
F. 6	CS Northridge	W	74-65
F. 7	at Pepperdine	L	44-60
F. 9	Cal Poly Pomona	L	59-72
F. 10	CS Fullerton*	L	48-53
F. 15	at Long Beach State*	L	51-52
F. 16	CS Los Angeles	L	67-74
F. 17	UC Santa Barbara	W	55-37
F. 23	UCLA*	L	51-84
F. 24	at UC Irvine	W	54-53
F. 25	CS Dominguez Hills	W	71-33
M. 1	USC*	L	44-67
M. 3	San Diego	W	74-35

1979-80

Overall record: 23-10

Conference record: 6-6 (Western Collegiate)

Head Coach: Richie Spears

N. 13	at U.S. International	W	85-25
<i>Cal Poly SLO Tournament (San Luis Obispo, Calif.)</i>			
N. 16	vs. San Jose State	L	45-56
N. 16	vs. UC Santa Barbara	W	67-45
N. 17	vs. Fresno State	W	61-59
N. 20	Biola	W	88-64
N. 27	at CS Northridge	W	68-36
N. 30	at UNLV	L	67-90
D. 7	at Cal Poly Pomona	L	60-63
D. 8	UC Irvine	W	67-66
D. 11	Northern Colorado	W	85-61
<i>Cal Poly Pomona Tournament (Pomona, Calif.)</i>			
D. 13	vs. Pepperdine	W	65-46
D. 14	vs. Michigan State	L	42-58
D. 15	vs. Utah	W	57-54
D. 17	at UC Irvine	W	47-42
J. 5	Cal Poly Pomona	W	60-53
J. 8	UCLA*	L	60-73
J. 10	Alaska Anchorage	W	70-40
J. 13	CS Fullerton*	W	49-46
J. 15	Hawai'i	W	58-54
J. 19	Long Beach State*	L	63-73
J. 22	San Diego	W	80-41
J. 25	at Arizona*	W	66-65
J. 26	at Arizona State*	W	52-49
F. 1	UNLV	W	75-67
F. 5	USC*	L	62-65
F. 7	at UCLA*	L	63-95
F. 8	at U.S. International	W	(forfeit)
F. 12	at Long Beach State*	L	61-63
F. 15	at CS Fullerton*	W	67-59
F. 22	Arizona State*	W	79-60
F. 23	Arizona*	W	88-37
F. 28	at San Diego	W	75-21
F. 29	at USC*	L	63-66

1980-81

Overall record: 25-11

Conference record: 6-6 (Western Collegiate)

Head Coach: Richie Spears

N. 22	at Pepperdine	W	78-61
D. 2	San Diego	W	79-34
<i>Dial Classic (Peterson Gym)</i>			
D. 5	Utah State	W	79-51
D. 6	Bishop's University	W	55-47
D. 9	Pepperdine	W	58-52
D. 13	at UNLV	W	70-61
<i>Cal Poly Pomona Tournament (Pomona, Calif.)</i>			
D. 18	vs. CS Northridge	W	70-47
D. 19	vs. Arizona State	W	62-54
D. 20	at Cal Poly Pomona	W	66-50
<i>Sourdough Invitational (San Francisco, Calif.)</i>			
J. 2	vs. Montclair State	W	64-61
J. 3	at San Francisco	L	52-61
J. 7	Memphis State	L	56-69
J. 9	Colorado	W	71-55
J. 11	Hawai'i	W	65-35
J. 14	at CS Fullerton*	W	66-58
J. 21	USC*	L	46-75
J. 26	UNLV	W	78-59
J. 27	Pacific	L	62-70





YEAR BY YEAR RESULTS

J. 30	Arizona State*	W	65-55
J. 31	Arizona*	W	73-54
F. 3	UCLA*	W	64-56
F. 11	Long Beach State*	L	65-76
F. 14	CS Fullerton*	W	77-52
F. 17	Cal Poly Pomona	W	64-50
F. 20	at Arizona State*	L	66-70
F. 21	at Arizona*	W	64-46
F. 24	at Long Beach State*	L	58-68
F. 26	at San Diego	W	65-46
M. 6	at UCLA*	L	61-82
M. 8	at USC*	L	45-58
<i>WAIWAW Regional Tournament (Malibu, Calif.)</i>			
M. 12	vs. California	W	77-64
M. 13	vs. Long Beach State	L	56-71
M. 14	vs. UCLA	L	54-61
<i>Northern Lights Invitational (Anchorage, Alaska)</i>			
M. 20	vs. Purdue	W	72-48
M. 21	vs. Notre Dame	W	71-34
M. 22	vs. Houston	W	50-41

1981-82

Overall record: 20-13
Conference record: 4-8 (Western Collegiate)
Head Coach: Richie Spears

N. 13	at Biola	W	79-36
N. 17	U.S. International	W	90-39
N. 23	Washington State	W	59-58
N. 28	Brigham Young	W	75-55
N. 29	San Francisco	W	62-47
D. 1	at Pepperdine	W	75-50
<i>Dial Classic (Peterson Gym)</i>			
D. 4	Houston	W	59-57
D. 10	San Diego	W	76-57
D. 11	at Cal Poly Pomona	L	62-66
D. 14	Santa Clara	W	65-48
<i>Queens College Tournament (Flushing, N.Y.)</i>			
D. 27	vs. Detroit	L	47-56
D. 28	at Queens	W	81-64
D. 29	vs. Virginia	L	34-38
J. 5	Northern Arizona	W	77-42
J. 6	Oklahoma	W	68-65
J. 11	Old Dominion	L	62-79
J. 14	CS Fullerton*	W	91-77
J. 18	at UC Irvine	L	56-58
J. 21	Hawai'i	W	80-28
J. 23	at Long Beach State*	L	53-65
J. 29	at Arizona*	W	71-59
J. 30	at Arizona State*	L	57-78
F. 2	UCLA*	L	64-70
F. 6	USC*	L	59-77
F. 10	at San Diego	W	72-46
F. 12	Pepperdine	W	58-52
F. 15	UC Irvine	W	64-60
F. 17	Long Beach State*	L	70-79
F. 20	at CS Fullerton*	W	56-54
F. 24	Arizona State*	L	67-69
F. 26	Arizona*	W	74-42
M. 3	at UCLA*	L	51-76
M. 5	at USC*	L	55-73



1982-83

Overall record: 10-18
Conference record: 3-11 (Western Collegiate)
Head Coach: Richie Spears/Steve Salvo

N. 27	at Pepperdine	L	59-62
D. 1	at Weber State (OT)	L	93-95
D. 2	at Utah State	W	96-63
D. 4	at Utah	L	77-87
<i>Dial Classic (Peterson Gym)</i>			
D. 10	Texas-El Paso	W	105-72
D. 11	San Francisco	W	80-61
D. 14	USC*	L	66-102
D. 18	New Mexico State	W	90-65
D. 31	Oregon State	L	49-54
J. 3	Cal Poly Pomona	W	65-59
J. 6	Oregon	W	79-71
J. 8	San Diego	W	83-56
J. 13	at North Carolina	L	74-84
J. 14	at Duke	L	68-82
J. 16	at Old Dominion	L	76-79
J. 21	Arizona*	W	82-60
J. 22	Arizona State*	L	73-78
J. 25	at CS Fullerton*	L	58-97
J. 29	UCLA*	L	56-72
F. 4	at Arizona State*	L	78-82
F. 5	at Arizona*	W	64-63
F. 9	at Long Beach State*	L	67-112
F. 12	at Stanford*	L	60-78
F. 15	CS Fullerton*	W	80-77
F. 23	at UCLA*	L	58-100
F. 26	at USC*	L	63-89
M. 1	Long Beach State*	L	76-80
M. 8	Stanford*	L	72-85

1983-84

Overall record: 24-6
Conference record: 9-5 (Western Collegiate)
Head Coach: Ernest Riggins

N. 21	Biola	W	99-59
N. 26	at CS Northridge	W	95-65
N. 29	Hawai'i	W	95-67
<i>Dial Classic (Peterson Gym)</i>			
D. 2	Lewis-Clark State	W	111-41
D. 3	San Diego	W	74-51
D. 6	at San Diego	W	73-44
D. 8	Pepperdine	W	95-82
D. 16	Utah State	W	132-64
D. 20	at UC Riverside	W	92-58
D. 27	at Pepperdine	W	103-81
J. 2	Nevada-Reno	W	90-44
J. 4	Texas-El Paso	W	116-59
J. 7	UC Santa Barbara	W	122-62
J. 10	CS Fullerton*	W	77-65
J. 14	at Texas-El Paso	W	85-65
J. 17	Long Beach State*	L	76-82
J. 19	at USC*	L	84-101
J. 28	UCLA*	W	82-66
F. 2	at Arizona*	W	68-66
F. 4	at Arizona State*	L	81-83
F. 11	Stanford*	W	81-67
F. 15	at UCLA*	W	71-68
F. 18	USC*	L	67-86
F. 21	at CS Fullerton*	W	78-64
M. 1	Arizona State*	W	83-65
M. 3	Arizona*	W	75-63
M. 7	at Long Beach State*	L	63-68
M. 10	at Stanford*	W	86-43
<i>NCAA Tournament (Peterson Gym)</i>			
M. 16	Oregon	W	70-63
<i>NCAA Tournament (Los Angeles, Calif.)</i>			
M. 17	vs. Long Beach State	L	73-91

1984-85

Overall record: 21-9
Conference record: 9-5 (Western Collegiate)
Head Coach: Ernest Riggins

N. 21	Cal Poly Pomona	W	87-71
<i>L'EGGS Classic (Las Cruces, N.M.)</i>			
N. 23	vs. Texas-El Paso	W	92-52
N. 24	vs. West Texas State	W	82-63
N. 28	at Missouri	W	76-70
<i>Illinois Classic (Champaign, Ill.)</i>			
N. 30	vs. Central Michigan	W	81-45
D. 1	vs. Loyola of Chicago	W	83-62
D. 4	San Diego	W	97-57
<i>Dial Classic (Peterson Gym)</i>			
D. 14	Montana State	W	87-52
D. 15	Southern Illinois	L	73-77
D. 21	San Jose State	W	97-67
D. 27	Minnesota	W	82-66
D. 31	Oregon State	L	66-68
<i>Kangaroo Shootout (Peterson Gym)</i>			
J. 4	Hardin-Simmons	W	112-37
J. 5	NE Louisiana (OT)	L	87-89
J. 9	Arizona State*	W	78-65
J. 11	Arizona*	W	74-56
J. 16	Long Beach State*	L	78-105
J. 19	UCLA*	W	77-68
J. 23	at CS Fullerton*	L	65-73



YEAR-BY-YEAR RESULTS

J. 28	at USC*	W	61-59
F. 5	at Long Beach State*	L	65-92
F. 9	at Stanford*	W	73-59
F. 14	at Arizona*	W	63-56
F. 16	at Arizona State*	W	104-82
F. 20	CS Fullerton*	W	83-73
F. 23	USC*	L	77-90
F. 27	at UCLA*	L	64-86
M. 8	Stanford*	W	76-60
<i>NCAA Tournament (Las Vegas, Nev.)</i>			
M. 15	at UNLV	W	70-68
<i>NCAA Tournament (Monroe, La.)</i>			
M. 22	at Louisiana Tech	L	64-94

1985-86

Overall record: 14-17
Conference record: 6-8 (Big West)
Head Coach: Ernest Riggins

N. 27	at Minnesota	L	59-72
N. 29	at Southern Illinois	L	55-76
<i>Dial Classic (Peterson Gym)</i>			
D. 6	Jackson State	W	90-77
D. 7	New Orleans	W	60-58
D. 11	at San Diego	W	67-54
D. 21	at Cal Poly Pomona	L	74-78

Orange Bowl Super 8 Classic (Miami, Fla.)

D. 29	at Miami	L	51-88
D. 30	vs. Rutgers	L	66-76
D. 31	vs. West Virginia	W	73-71

Kangaroo Shootout (Peterson Gym)

J. 3	New Mexico State	W	65-56
J. 4	Temple	W	66-61
J. 10	at CS Fullerton*	L	70-71
J. 13	at Louisiana Tech	L	43-87
J. 15	at Northeast Louisiana	L	63-109
J. 23	Pacific*	W	97-80
J. 25	UC Santa Barbara*	W	88-57
J. 28	UCLA	W	96-77
J. 30	at UC Irvine*	W	57-52
F. 1	UNLV*	W	77-71
F. 4	USC	L	73-91
F. 6	at UNLV*	L	75-102
F. 8	at UC Santa Barbara*	L	63-77
F. 10	Long Beach State*	L	77-111
F. 13	CS Fullerton*	W	91-72
F. 15	UC Irvine*	L	69-82
F. 18	at Long Beach State*	L	57-104
F. 20	at Pacific*	L	75-102
F. 28	at Hawai'i*	L	75-79
M. 2	at Hawai'i*	W	64-60

PCAA Tournament (Long Beach/Inglewood, Calif.)

M. 6	vs. UC Irvine	W	73-56
M. 8	vs. Long Beach State	L	74-116

1986-87

Overall record: 13-16
Conference record: 9-9 (Big West)
Head Coach: Ernest Riggins

Big O Classic (Corvallis, Ore.)

N. 28	vs. Texas Tech	L	45-79
N. 29	vs. Iowa State	L	66-83
<i>Dial Classic (Peterson Gym)</i>			
D. 5	Monmouth College	W	54-52
D. 6	Southern Illinois	L	57-59
D. 9	at USC	L	77-90
D. 12	Portland State	W	92-63

D. 21	San Diego	W	73-63
D. 29	at UCLA	L	56-81
J. 3	UC Irvine*	L	48-50
J. 6	Cal Poly Pomona	L	60-75
J. 8	Long Beach State*	L	59-80
J. 10	CS Fullerton*	W	68-59
J. 15	Fresno State*	W	66-62
J. 19	Hawai'i*	W	96-56
J. 20	Hawai'i *(OT)	L	67-70
J. 24	at UNLV*	L	52-85
J. 26	at UC Irvine*	L	53-55
J. 29	at Fresno State*	L	63-85
J. 31	at San Jose State*	W	64-60
F. 2	at Pacific*	W	85-74
F. 5	UC Santa Barbara*	W	67-57
F. 7	UNLV*	L	58-63
F. 14	at CS Fullerton*	L	55-65
F. 19	at UC Santa Barbara*	W	69-57
F. 21	at Long Beach State*	L	73-109
F. 26	Pacific*	W	80-52
F. 28	San Jose State*	W	97-56
<i>PCAA Tournament (Long Beach/Inglewood, Calif.)</i>			
M. 5	vs. Hawai'i	W	68-62
M. 6	at Long Beach State	L	74-108

1987-88

Overall record: 21-10
Conference record: 11-7 (Big West)
Head Coach: Ernest Riggins

Maine Tournament (Orono, Maine)

N. 27	vs. Connecticut	W	69-64
N. 28	at Maine	L	65-66
D. 1	at San Diego	W	85-61

Coors Classic (Peterson Gym)

D. 3	Houston	L	80-84
D. 4	Purdue	W	80-74
D. 1	CS Northridge	W	81-48

Dial Classic (Peterson Gym)

D. 29	Texas-El Paso	W	79-68
D. 30	Kansas	W	76-63
J. 2	Northern Illinois	W	103-92
J. 4	at Pacific*	W	77-56
J. 7	UC Santa Barbara*	W	77-51
J. 9	UC Irvine*	W	91-45
J. 12	at Cal Poly Pomona	W	76-50
J. 14	at Fresno State*	L	61-69
J. 16	at San Jose State*	W	95-69
J. 21	UNLV*	W	69-63
J. 25	CS Fullerton*	L	64-67
J. 28	at Hawai'i*	W	83-75
J. 30	at Hawai'i*	L	58-70
F. 4	at UC Irvine*	W	59-55
F. 6	at UC Santa Barbara*	W	78-39
F. 11	San Jose State*	W	96-54
F. 13	Fresno State*	W	78-57
F. 18	at Long Beach State*	L	76-96
F. 20	at UNLV*	L	62-67
F. 23	Oral Roberts	W	86-61
F. 25	at CS Fullerton*	L	53-55
M. 1	Long Beach State*	L	65-90
M. 3	Pacific*	W	101-58
<i>PCAA Tournament (Long Beach/Inglewood, Calif.)</i>			
M. 10	vs. Fresno State	W	64-60
M. 11	vs. Long Beach State	L	78-94

1988-89

Overall record: 25-9
Conference record: 12-6 (Big West)
Head Coach: Ernest Riggins

Nevada-Reno Holiday Classic (Reno, Nev.)

N. 25	vs. Alabama State	W	82-64
N. 26	vs. Nicholls State	W	88-45
N. 27	vs. Fairfield	W	78-56

SDSU Classic (Peterson Gym)

D. 2	Baylor	W	85-40
D. 3	Tennessee Tech	W	78-56
D. 6	San Diego	W	82-47
D. 16	Pacific*	W	76-55
D. 19	at Arizona State	W	87-69
J. 2	Murray State	W	81-58
J. 3	Missouri	W	97-75
J. 5	at UC Irvine*	W	78-47
J. 7	at UC Santa Barbara*	W	91-61
J. 12	San Jose State*	W	77-64
J. 14	Fresno State*	W	94-80
J. 19	at Long Beach State*	L	80-99
J. 21	at UNLV*	W	55-51
J. 25	Hawai'i*	L	60-73
J. 26	Hawai'i*	W	56-52
J. 28	at CS Fullerton*	L	56-57
F. 2	UC Santa Barbara*	W	69-55
F. 9	at Fresno State*	W	66-61
F. 11	at San Jose State*	W	84-52
F. 13	UC Irvine*	W	85-62
F. 16	UNLV*	W	65-64
F. 18	Long Beach State*	L	80-91
F. 20	CS Fullerton*	L	65-71

Northern Lights Tournament (Anchorage, Alaska)


F. 24	vs. Monmouth	W	71-48
F. 25	vs. Old Dominion	L	69-90
F. 26	vs. Providence	W	77-69
M. 4	at Pacific*	L	68-85

Big West Tournament (Long Beach, Calif.)

M. 9	vs. CS Fullerton	L	60-68
------	------------------	---	-------

National Invitational Tournament (Amarillo, Texas)

M. 23	vs. Radford	W	99-92
M. 24	vs. Murray State	W	97-81
M. 25	vs. Oregon	L	64-67



Shelda Arceneaux



YEAR-BY-YEAR RESULTS

1989-90

Overall record: 7-23

Conference record: 6-12 (Big West)

Head Coach: Beth Burns

Coopers & Lybrand Invitational (Chicago, Ill.)

N. 24	vs. Alcorn State	L	48-67
N. 25	vs. Clemson	L	45-62
D. 2	at USC	L	66-73
D. 6	San Diego	L	68-76
D. 8	at California	L	68-80
D. 10	at Stanford	L	45-109
D. 18	Northern Arizona	W	66-53
<i>Zuma Jay's Lady Wave Classic (Malibu, Calif.)</i>			
D. 29	vs. Iowa State	L	59-65
D. 30	vs. Texas-San Antonio	L	65-67
D. 31	Arizona State	L	50-76
J. 3	Northern Illinois	L	79-99
J. 6	Long Beach State*	L	53-74
J. 9	UNLV*	L	60-91
J. 13	CS Fullerton*	W	71-68
J. 16	at Fresno State*	L	69-83
J. 18	at Pacific*	L	64-68
J. 20	at San Jose State*	W	84-74
J. 22	at CS Fullerton*	L	42-61
J. 25	UC Santa Barbara*	L	57-65
J. 27	UC Irvine*	W	67-39
F. 1	at Long Beach State*	L	63-94
F. 3	at UNLV*	L	51-91
F. 8	at Hawaii*	L	49-73
F. 10	at Hawaii*	L	73-88
F. 17	Pacific*	L	68-82
F. 22	at UC Irvine*	W	67-54
F. 24	at UC Santa Barbara*	W	53-51
M. 1	San Jose State*	W	66-42
M. 3	Fresno State*	L	60-93
<i>Big West Tournament (Long Beach, Calif.)</i>			
M. 7	vs. San Jose State	L	59-81

1990-91

Overall record: 14-14

Conference record: 6-6 (Western Athletic)

Head Coach: Beth Burns

St. Mary's Invitational (Moraga, Calif.)

N. 23	vs. McNeese State	W	101-55
N. 24	at Saint Mary's	L	68-83
N. 27	San Diego	W	79-75
D. 4	USC	L	54-68
<i>Long Beach State Dial Classic (Long Beach, Calif.)</i>			
D. 7	vs. Kansas State	L	65-73
D. 8	vs. Southern Utah	W	89-46
D. 13	UC Santa Barbara	W	76-71
D. 18	Texas Tech	L	57-72
D. 28	UC Riverside	W	94-61
D. 30	Eastern Michigan	W	73-59
J. 2	Cal Poly Pomona	W	72-54
J. 5	at San Francisco	L	63-65
J. 10	Brigham Young* (OT)	W	74-70
J. 12	Utah*	W	87-80
J. 15	at Fresno State	L	69-85
J. 19	at Texas-El Paso* (2OT)	L	71-77
J. 25	at Creighton*	L	76-90
J. 31	Colorado State*	W	73-50
F. 2	Wyoming* (OT)	W	79-75
F. 7	at Brigham Young*	W	83-80
F. 9	at Utah*	L	58-79



F. 14	at CS Fullerton	L	49-77
F. 16	Texas-El Paso*	W	84-62
F. 19	CS Northridge	W	70-60
F. 23	Creighton*	L	76-82
F. 28	at Colorado State* (OT)	L	69-73
M. 2	at Wyoming*	L	58-69
<i>WAC Tournament (Laramie, Wyo.)</i>			
M. 8	vs. Creighton	L	75-78

1991-92

Overall record: 18-11

Conference record: 9-5 (Western Athletic)

Head Coach: Beth Burns

N. 23	at San Diego	W	72-68
<i>Titan Gatorade Classic (Fullerton, Calif.)</i>			
N. 29	vs. Georgetown	L	74-78
N. 30	vs. Gonzaga	W	69-54
D. 3	USC	W	71-64
D. 10	Cal Poly Pomona	W	72-49
D. 17	UC Irvine	W	70-49
D. 21	Hawaii	L	70-72
D. 28	at Seton Hall	L	61-71
D. 30	at Iona	W	83-51
J. 3	UCLA	L	59-82
J. 5	at Loyola Marymount	W	65-54
J. 11	CS Northridge	W	97-41
J. 18	New Mexico*	W	91-44
J. 21	Fresno State	L	84-86
J. 23	Wyoming*	W	83-63
J. 25	Colorado State*	W	101-62
J. 30	at Texas-El Paso*	W	82-64
F. 1	at Creighton*	L	73-82
F. 6	Utah*	W	74-51
F. 8	Brigham Young*	L	76-84
F. 15	at New Mexico*	W	74-52
F. 20	at Colorado State*	W	82-74
F. 22	at Wyoming*	W	78-69
F. 27	Creighton*	L	75-76
F. 29	Texas-El Paso*	W	80-44

M. 5	at Brigham Young*	L	65-66
M. 7	at Utah*	L	61-77
<i>WAC Tournament (Salt Lake City, Utah)</i>			
M. 12	vs. Wyoming	W	66-58
M. 13	vs. Creighton	L	66-89

1992-93

Overall record: 19-9

Conference record: 9-5 (Western Athletic)

Head Coach: Beth Burns

D. 2	San Diego	W	72-66
D. 4	Loyola Marymount	W	59-45
D. 6	at UCLA	W	77-52
D. 11	St. John's	W	51-42
D. 17	Oregon State	W	61-50
D. 20	Texas A&M	L	62-63
<i>Villanova Tournament (Philadelphia, Pa.)</i>			
D. 28	vs. Georgia	W	70-63
D. 29	at Villanova	W	56-54
J. 3	USC	W	63-61
J. 7	at San Francisco	W	78-56
J. 11	at Arizona	L	58-75
J. 15	Fresno State*	W	63-40
J. 22	at Texas-El Paso*	L	59-70
J. 24	at New Mexico*	W	55-44
J. 28	Colorado State*	W	82-59
J. 30	Wyoming*	W	53-48
F. 4	at Utah*	L	42-68
F. 6	at Brigham Young*	L	73-82
F. 13	at Fresno State*	W	58-55
F. 18	New Mexico*	W	78-51
F. 20	Texas-El Paso*	L	53-54
F. 25	at Wyoming*	L	72-78
F. 27	at Colorado State*	W	64-60
M. 4	Brigham Young*	W	73-57
M. 6	Utah*	W	63-57
<i>WAC Tournament (Salt Lake City, Utah)</i>			
M. 10	vs. Fresno State	W	62-38
M. 12	at Utah	L	56-74
<i>NCAA Tournament (Athens, Ga.)</i>			
M. 17	at Georgia	L	68-85

1993-94

Overall record: 26-5

Conference record: 13-1 (Western Athletic)

Head Coach: Beth Burns

<i>DePaul Thanksgiving Tournament (Chicago, Ill.)</i>			
N. 26	vs. Purdue	L	60-86
N. 27	vs. Army	W	71-53
D. 1	at Loyola Marymount	W	60-49
D. 4	at San Diego	W	72-51
D. 7	Arizona State	W	76-46
D. 11	Arizona	L	58-63
<i>Santa Clara Diet Pepsi Shoot-Out (S.C., Calif.)</i>			
D. 18	vs. Memphis State	W	72-56
D. 19	vs. Princeton	W	59-47
D. 30	Oregon	W	84-77
J. 2	at USC	L	62-82
J. 11	Gonzaga	W	69-54
J. 13	Utah*	W	62-38
J. 15	Brigham Young*	W	74-56
J. 18	CS Fullerton	W	85-44
J. 22	at Fresno State*	W	75-50
J. 27	at Colorado State*	W	53-47
J. 29	at Wyoming*	W	76-54
F. 4	Wyoming*	W	70-61



YEAR-BY-YEAR RESULTS

AZTEC BASKETBALL HISTORY

F. 6	Colorado State*	W	84-50
F. 11	at New Mexico*	W	98-52
F. 13	at Texas-El Paso*	W	67-65
F. 18	Texas-El Paso*	W	69-53
F. 20	New Mexico*	W	96-36
F. 24	at Brigham Young*	L	66-68
F. 25	at Utah*	W	71-52
M. 5	Fresno State*	W	83-58
<i>WAC Tournament (Salt Lake City, Utah)</i>			
M. 9	vs. New Mexico	W	95-60
M. 11	vs. Fresno State	W	73-53
M. 12	vs. Colorado State	W	51-47
<i>NCAA Tournament (Peterson Gym)</i>			
M. 16	Hawaii	W	81-75
M. 20	Texas A&M	L	72-75

1994-95

Overall record: 24-6
Conference record: 14-0 (Western Athletic)
Head Coach: Beth Burns

<i>Colorado Coors Classic (Boulder, Colo.)</i>			
N. 25	vs. George Mason	W	76-60
N. 26	at Colorado	L	51-70
N. 30	San Diego	W	67-62
D. 3	Pepperdine	W	59-56
D. 6	USC	L	55-67
D. 11	Oregon State	L	55-59
D. 17	Loyola Marymount	W	72-32
D. 20	Southern Utah	W	77-51
<i>St. John's Tournament (Jamaica, N.Y.)</i>			
D. 28	vs. Alabama	W	79-76
D. 29	at St. John's	L	77-81
J. 3	at Northern Arizona	W	72-58
J. 5	at Arizona State	W	67-52
J. 12	at Utah*	W	70-55
J. 14	at Brigham Young*	W	63-55
J. 19	New Mexico*	W	85-61
J. 21	Texas-El Paso*	W	73-50
J. 26	at Wyoming*	W	68-49
J. 28	at Colorado State*	W	56-46
F. 2	Colorado State*	W	73-51
F. 4	Wyoming*	W	81-55
F. 9	at Texas-El Paso*	W	72-56
F. 11	at New Mexico*	W	75-47
F. 17	Fresno State*	W	97-35
F. 23	Brigham Young*	W	87-63
F. 25	Utah*	W	71-55
M. 3	at Fresno State*	W	73-54
<i>WAC Tournament (Albuquerque, N.M.)</i>			
M. 8	at New Mexico	W	57-39
M. 10	vs. Texas-El Paso	W	71-49
M. 11	vs. Utah	L	57-64
<i>NCAA Tournament (Peterson Gym)</i>			
M. 16	Montana	L	46-57

1995-96

Overall record: 20-8
Conference record: 9-5 (Western Athletic)
Head Coach: Beth Burns


N. 26	at Texas	L	58-69
N. 28	at San Diego	W	60-47
D. 3	California	W	82-70
D. 6	at USC	W	67-66
D. 16	Long Beach State	W	72-53
D. 18	at Gonzaga	W	78-59
D. 20	at Oregon	L	52-59

D. 27	Long Island	W	83-38
D. 30	Pittsburgh	W	83-69
J. 2	Northern Arizona	W	66-61
J. 4	at Pepperdine	W	74-62
J. 7	Cal Poly	W	64-31
J. 11	Brigham Young*	W	85-59
J. 13	Utah*	W	67-55
J. 18	at New Mexico*	L	56-62
J. 20	at Texas-El Paso*	W	81-71
J. 25	Texas-El Paso *	W	62-40
J. 27	New Mexico*	W	74-52
F. 1	at Colorado State*	L	58-66
F. 3	at Wyoming*	L	60-66
F. 8	Colorado State*	W	66-64
F. 10	Wyoming*	W	55-38
F. 16	at Fresno State*	W	74-57
F. 22	at Utah*	L	56-69
F. 24	at Brigham Young*	L	61-78
M. 1	Fresno State*	W	76-48
<i>WAC Tournament (Albuquerque, N.M.)</i>			
M. 6	vs. Fresno State	W	69-48
M. 8	vs. Colorado State	L	58-64

1996-97

Overall record: 23-7
Conference record: 15-1 (Western Athletic)
Head Coach: Beth Burns

<i>Baylor Tournament (Waco, Texas)</i>			
N. 22	vs. Stephen F. Austin	L	62-67
N. 23	vs. North Texas	W	64-40
N. 26	San Diego	W	55-34
D. 1	USC	L	60-71
D. 7	Pepperdine	W	66-51
D. 10	at Long Beach State	W	75-49
D. 13	Georgia State	W	75-46
D. 19	Arizona	L	48-66
<i>Maryland Dial Classic (College Park, Md.)</i>			
D. 28	vs. Southwest Texas State	L	65-68
D. 29	vs. Radford	L	59-65
J. 2	at San Jose State*	W	82-37
J. 4	at Fresno State*	W	63-50
J. 9	UNLV*	W	92-48



J. 11	Air Force*	W	70-41
J. 16	at Wyoming*	W	54-48
J. 19	at Colorado State*	W	70-53
J. 22	Texas-El Paso*	W	75-42
J. 25	at Hawaii*	L	44-54
J. 30	Fresno State*	W	70-41
F. 1	San Jose State*	W	92-47
F. 6	at Air Force*	W	89-57
F. 8	at UNLV*	W	62-50
F. 13	Colorado State*	W	61-53
F. 15	Wyoming*	W	79-48
F. 20	Hawaii*	W	58-53
F. 26	at Texas-El Paso*	W	81-52
<i>WAC Tournament (Las Vegas, Nev.)</i>			
M. 5	vs. New Mexico	W	57-50
M. 7	vs. Hawaii	W	74-48
M. 8	vs. Utah	W	56-50
<i>NCAA Tournament (Knoxville, Tenn.)</i>			
M. 15	vs. Oregon	L	68-80

1997-98

Overall record: 10-15
Conference record: 4-10 (Western Athletic)
Head Coach: Barb Smith

N. 16	Oregon State	W	63-56
N. 23	Toledo	L	67-75
<i>Pepsi Shootout (Eugene, Ore.)</i>			
N. 28	vs. Portland State (OT)	L	66-68
D. 4	at Penn State	L	56-70
D. 7	at Duquesne	W	64-59
D. 13	at USC	L	51-62
D. 15	UC Santa Barbara	L	79-82
D. 19	at Long Beach State	W	68-60
D. 28	Kansas State	W	57-53
J. 2	Fresno State*	L	52-74
J. 4	San Jose State*	W	68-55
J. 10	at Hawaii*	L	38-88
J. 15	at TCU*	L	68-83
J. 17	at SMU*	L	62-71
J. 22	Tulsa*	W	80-58
J. 25	Rice*	L	63-66
J. 29	at San Jose State*	W	77-49
F. 1	at Fresno State*	L	72-82
F. 3	Hawaii*	L	48-85
F. 7	at Air Force%	W	78-54
F. 12	SMU*	L	54-66
F. 14	TCU*	W	72-66
F. 19	at Rice*	L	61-66
F. 21	at Tulsa*	L	52-54
F. 26	Air Force%	W	68-59

% WAC Crossover game

1998-99

Overall record: 7-19
Conference record: 4-10 (Western Athletic)
Head Coach: Barb Smith

N. 14	San Francisco	L	43-54
N. 17	at Oregon State	L	67-71
N. 23	at Arizona	L	69-76
<i>SDSU Tournament (Cox Arena)</i>			
N. 27	Idaho State	W	66-58
N. 28	Penn State	L	53-76
<i>Kansas State Tournament (Manhattan, Kan.)</i>			
D. 4	vs. Detroit	W	78-59
D. 5	at Kansas State	L	56-77
D. 11	UCLA	L	56-104



YEAR-BY-YEAR RESULTS

D. 21	Boston College	L	56-86
D. 28	at Toledo	L	72-89
D. 30	Duquesne	W	72-65
J. 2	at UC Santa Barbara	L	50-78
J. 7	New Mexico*	L	53-66
J. 9	Texas-El Paso*	W	67-50
J. 14	at Utah*	L	60-74
J. 16	at BYU* (OT)	L	71-72
J. 23	Hawaii*	L	57-65
J. 28	San Jose State*	W	89-51
J. 30	Fresno State*	W	89-68
F. 4	at New Mexico*	L	51-75
F. 6	at Texas-El Paso*	L	58-64
F. 11	Utah*	L	42-64
F. 13	BYU*	L	53-66
F. 20	at Hawaii*	L	39-66
F. 25	at Fresno State*	L	55-68
F. 27	at San Jose State*	W	78-46

1999-2000

Overall record: 9-19

Conference record: 4-10 (Mountain West)

Head Coach: Barb Smith

American Dream Classic (Pocatello, Idaho)

N. 19	at Idaho State	L	68-72
N. 20	vs. Portland	L	49-50

Pacific Bell Classic (Cox Arena)

N. 26	Indiana State	W	53-39
N. 27	Missouri	L	61-85
D. 1	at San Francisco	L	58-67
D. 4	USC	L	60-72
D. 9	at UCLA	L	61-82
D. 19	Loyola Marymount	L	51-62
D. 21	Montana	W	51-49
D. 28	at Northern Arizona	L	57-65
D. 30	at CS Fullerton	W	80-51
J. 4	TCU	W	63-51
J. 13	Utah*	L	44-53
J. 15	Brigham Young*	L	37-60
J. 17	Texas A&M-CC	W	57-52
J. 20	at New Mexico*	L	47-65
J. 22	at Air Force*	L	72-77
J. 29	UNLV*	W	54-52
F. 3	Wyoming*	L	71-78
F. 5	Colorado State*	W	68-58
F. 10	at Utah*	L	38-63
F. 12	at Brigham Young*	L	58-84
F. 17	New Mexico*	L	60-66
F. 19	Air Force*	W	70-38
F. 26	at UNLV*	L	63-69
M. 2	at Wyoming*	L	55-63
M. 4	at Colorado State*	W	58-51

MWC Tournament (Las Vegas, Nev.)

M. 8	Brigham Young	L	37-78
------	---------------	---	-------

2000-01

Overall record: 13-15

Conference record: 5-9 (Mountain West)

Head Coach: Barb Smith

N. 18	at Montana	L	58-68
N. 21	at Loyola Marymount	L	59-69
<i>Pacific Bell Classic (Cox Arena)</i>			
N. 24	Illinois State	W	88-59
N. 25	Chattanooga	L	59-74
N. 28	at Portland State	W	53-50
<i>Unilever Lady Tiger Classic (Columbia, Mo.)</i>			

D. 1	vs. Alcorn State	W	60-43
D. 2	at Missouri	L	69-89
D. 6	at San Jose State	L	54-59
D. 18	CS Fullerton	W	84-47
D. 22	California	W	63-49
D. 30	Northern Arizona	W	58-50
J. 2	at Cal Poly	W	73-63
J. 7	at Texas A&M-CC	W	67-59
J. 11	Brigham Young*	W	63-61
J. 13	Utah*	L	47-56
J. 18	at Air Force*	W	50-49
J. 20	at New Mexico*	L	66-86
J. 27	UNLV*	L	41-82
F. 1	Wyoming*	W	58-50
F. 3	Colorado State*	L	54-55
F. 8	at Utah*	L	46-62
F. 10	at Brigham Young*	L	53-76
F. 15	New Mexico*	W	56-53
F. 17	Air Force*	W	57-30
F. 24	at UNLV*	L	67-68
M. 1	at Colorado State*	L	67-81
M. 3	at Wyoming*	L	59-73
<i>MWC Tournament (Las Vegas, Nev.)</i>			
M. 7	vs. New Mexico	L	49-55


2001-02

Overall record: 10-18

Conference record: 2-12 (Mountain West)

Head Coach: Barb Smith

N. 16	Cal Poly	W	63-54
N. 18	at California	L	60-74
N. 23	UC San Diego	L	59-63
N. 25	Navy	W	73-69
<i>Cook Children's Hoops Classic (Ft. Worth, Texas)</i>			
D. 1	vs. Prairie View A&M	W	68-46
D. 2	at TCU	L	49-75
D. 6	San Jose State	L	62-65
D. 16	Sacramento State	W	72-51
D. 20	at Missouri-Kansas City	W	52-51
D. 22	at Creighton	L	55-66
D. 28	Radford	W	89-42



Jamey Cox

J. 30	Detroit	W	70-56
J. 5	Portland State	W	73-51
J. 12	at UNLV*	L	55-67
J. 17	at Colorado State*	L	49-58
J. 19	at Wyoming*	L	51-86
J. 23	New Mexico*	L	49-58
J. 26	Air Force*	W	58-50
J. 31	at BYU*	L	41-67
F. 2	at Utah*	L	59-75
F. 9	UNLV*	L	49-57
F. 14	Wyoming*	L	43-53
F. 16	Colorado State*	L	60-69
F. 21	at Air Force*	W	83-79
F. 23	at New Mexico*	L	53-63
F. 28	Utah*	L	45-47
M. 2	BYU*	L	56-72
<i>MWC Tournament (Las Vegas, Nev.)</i>			
M. 6	vs. New Mexico	L	52-65

2002-03

Overall record: 9-18

Conference record: 3-11 (Mountain West)

Head Coach: Jim Tomey

N. 22	Centenary	W	75-58
N. 25	at St. Mary's	L	47-60

Fresno State Classic (Fresno, Calif.)

N. 29	vs. Murray State	W	59-54
N. 30	at Fresno State	L	49-59
D. 4	UC Irvine (OT)	L	58-61
D. 11	at San Diego	L	53-72
D. 19	American	W	62-45
D. 22	Creighton (OT)	L	72-79
D. 28	Cal State Northridge	W	75-54
J. 5	Missouri-Kansas City (OT)	W	56-52
J. 9	at Portland State	L	55-59
J. 11	at Sacramento State	W	77-68
J. 18	UNLV*	L	49-50
J. 23	BYU*	L	46-61
J. 25	Utah*	L	44-59
J. 30	at New Mexico*	L	42-75
F. 1	at Air Force*	W	73-55
F. 6	Colorado State*	W	60-47
F. 8	Wyoming*	L	52-66
F. 15	at UNLV*	L	61-81
F. 20	at Utah*	L	22-66
F. 22	at BYU*	L	56-87
F. 27	Air Force*	W	69-57
M. 1	New Mexico*	L	46-64
M. 5	at Wyoming*	L	43-60
M. 7	at Colorado State*	L	49-81
<i>MWC Tournament (Las Vegas, Nev.)</i>			
M. 12	vs. New Mexico	L	49-54

2003-04

Overall record: 8-20

Conference record: 3-11 (Mountain West)


Head Coach: Jim Tomey

N. 21	Saint Mary's	L	47-52
N. 24	Nevada	W	67-52
D. 1	at Cal State Fullerton	W	73-50
D. 2	at UC Irvine	W	51-40
D. 6	at Cal State Northridge	L	52-71
D. 10	San Diego	L	60-65
D. 14	Southern Methodist	L	55-64
D. 20	Oral Roberts	L	54-63
D. 22	at Washington State	W	63-56



YEAR-BY-YEAR RESULTS

AZTEC BASKETBALL HISTORY



Shanna Demus

Lady Blazer Invitational (Birmingham, Ala.)

D. 29	vs. Tennessee-Martin	L	56-59
D. 30	vs. Brown	L	49-57
J. 6	Santa Clara	L	68-70
J. 9	Texas Pan-American	W	59-38
J. 17	at UNLV*	L	58-76
J. 22	Wyoming*	L	60-71
J. 24	Colorado State*	W	58-55
J. 29	at New Mexico*	L	42-76
J. 31	at Air Force*	W	51-46
F. 5	Utah*	L	29-56
F. 7	Brigham Young*	L	50-82
F. 14	UNLV*	L	56-65
F. 19	at Colorado State*	L	56-65
F. 21	at Wyoming*	L	46-71
F. 26	Air Force*	W	52-50
<i>(Peterson Gym)</i>			
F. 28	New Mexico*	L	44-47
<i>(Peterson Gym)</i>			
M. 4	at Brigham Young*	L	45-56
M. 6	at Utah*	L	51-63
<i>MWC Tournament (Denver, Colo.)</i>			
M. 10	vs. Utah	L	51-68

2004-05
Overall record: 8-20
Conference record: 2-12 (Mountain West)
Head Coach: Jim Tomey

N. 23	at San Diego	L	49-64
N. 30	CS Stanislaus	W	80-65
D. 4	Northern Colorado	W	68-65
D. 7	at Nevada	L	55-74
D. 11	Wash. St. (Peterson Gym)	L	50-55
D. 18	Cal State Fullerton	W	69-43
D. 20	UC Riverside	L	53-65
D. 22	at SMU	L	36-80
D. 28	at Kansas	L	45-71
D. 30	Southern Utah	W	51-37
J. 4	Canisius	L	61-71

J. 7	Eastern Washington	W	63-59
J. 15	UNLV*	W	76-60
J. 20	at Colorado State*	L	50-63
J. 22	at Wyoming*	L	43-69
J. 27	Air Force*	L	44-48
J. 29	New Mexico*	L	53-72
F. 3	at BYU*	L	49-62
F. 5	at Utah*	L	52-65
F. 10	Utah Valley State	W	91-45
F. 12	at UNLV*	L	54-77
F. 17	Wyoming*	L	66-69
F. 19	Colorado State*	L	49-56
F. 24	at New Mexico*	L	58-78
F. 26	at Air Force*	W	77-61
M. 3	Utah*	L	54-64
M. 5	BYU*	L	61-69
<i>MWC Tournament (Denver, Colo.)</i>			
M. 9	vs. New Mexico	L	52-81

2005-06
Overall record: 3-24
Conference record: 0-16 (Mountain West)
Head Coach: Beth Burns

N. 19	at Wichita State	L	79-91
N. 22	San Diego	L	57-67
N. 26	at UC Riverside	L	66-71
D. 3	at UC Davis	L	36-58
D. 10	at Pepperdine	L	56-70
D. 16	Portland State	W	75-71
D. 20	Boise State	W	54-51
D. 22	Pittsburgh	L	56-78
<i>San Diego Surf 'N Slam (Cox Arena)</i>			
D. 28	Loyola College	L	43-52
D. 30	UC Davis	W	59-45
J. 5	at Colorado State*	L	65-68
J. 7	Air Force*	L	59-63
J. 11	Utah*	L	39-76
J. 14	at UNLV*	L	54-71
J. 18	TCU*	L	60-77
J. 21	at BYU*	L	39-64
J. 25	at New Mexico*	L	45-76
J. 28	Wyoming*	L	53-64
F. 4	Colorado State*	L	55-68
F. 8	at Air Force*	L	45-74
F. 11	at Utah*	L	43-78
F. 15	UNLV*	L	48-64
F. 18	at TCU*	L	49-80
F. 22	BYU*	L	49-67
F. 25	New Mexico*	L	48-75
M. 2	at Wyoming*	L	45-78
<i>MWC Tournament (Denver, Colo.)</i>			
M. 7	Colorado State	L	58-69

2006-07
Overall record: 12-16
Conference record: 5-11 (Mountain West)
Head Coach: Beth Burns

N. 14	Nevada	L	62-68
N. 17	UC Davis	W	59-52
N. 19	at USD	L	46-76
N. 22	at Utah Valley State	L	44-75
N. 24	at Southern Utah	W	55-52
D. 3	Wichita State (OT)	W	74-73
D. 7	Cal Poly (OT)	W	70-68
D. 10	St. Mary's	W	62-57
D. 21	Pepperdine	W	64-53

San Diego Surf 'N Slam (Cox Arena)

D. 28	Brown	W	63-52
D. 30	No. 17/16 George Washington	L	42-76
J. 4	at Utah*	L	48-51
J. 6	at UNLV*	L	54-71
J. 14	Air Force* (the mtn.)	W	60-51
J. 17	at Wyoming*	L	47-71
J. 20	Colorado State*	W	75-66
J. 25	Brigham Young*	L	49-54
J. 28	at TCU*	L	57-83
J. 31	at New Mexico*	L	46-76
F. 3	Utah*	W	71-66
F. 8	UNLV*	W	67-54
F. 15	at Air Force* (the mtn.)	L	52-60
F. 18	Wyoming*	W	55-47
F. 22	at Colorado State*	L	56-67
F. 24	at Brigham Young* (the mtn.)	L	41-65
F. 28	TCU*	L	61-78
M. 3	New Mexico*	L	48-67
<i>MWC Tournament (Las Vegas, Nev.)</i>			
M. 7	vs. Wyoming	L	44-56

2007-08
Overall record: 18-13
Conference record: 7-9 (Mountain West)
Head Coach: Beth Burns

N. 11	at Nevada	W	67-61
N. 17	at St. Mary's	W	83-60
N. 20	Southern Utah	W	86-52
<i>LMU/Ayres Hotel Tournament (Los Angeles, Calif.)</i>			
N. 23	vs. Indiana State	L	68-75
N. 24	vs. Jackson State	W	63-44
N. 29	at Cal Poly	W	80-70
D. 2	Cal State Fullerton	W	76-45
D. 5	San Diego	W	58-53
D. 18	Navy	W	91-33
D. 21	No. 2/2 Connecticut	L	53-85
<i>San Diego Surf 'N Slam (Cox Arena)</i>			
D. 28	Quinnipiac	L	59-78
D. 30	Western Michigan	W	77-72
J. 9	at TCU*	L	63-86
J. 12	New Mexico*	L	47-60
J. 16	at Utah*	L	62-74
J. 19	at No. 20/21 Wyoming*	L	49-65
J. 23	BYU*	W	62-39
J. 26	at UNLV*	W	75-55
J. 30	Colorado State*	W	86-52
F. 6	at Air Force*	W	62-45
F. 9	TCU*	L	54-75
F. 13	at New Mexico*	L	54-63
F. 16	No. 19/20 Utah*	L	51-63
F. 20	Wyoming*	L	44-55
F. 23	at BYU*	L	43-46
F. 27	UNLV*	W	68-50
M. 1	at Colorado State*	W	76-56
M. 8	Air Force*	W	64-34
<i>MWC Tournament (Las Vegas, Nev.)</i>			
M. 12	vs. Wyoming	W	66-54
M. 14	vs. TCU	W	69-67
M. 15	vs. New Mexico	L	59-62



POSTSEASON HISTORY

NCAA TOURNAMENT (3-6)

1984 (1-1)
NCAA West Regional First Round, March 16
 San Diego, Calif. (Peterson Gym)
 San Diego St. 70, Oregon 63

NCAA West Regional Semifinals, March 22
 Los Angeles, Calif. (L.A. Sports Arena)
 Long Beach State 91, San Diego St. 73 (OT)

1985 (1-1)
NCAA Midwest Regional First Round, March 15
 Las Vegas, Nev. (Thomas & Mack Center)
 San Diego St. 70, UNLV 68

NCAA Midwest Regional Semifinals, March 22
 Monroe, La. (Ewing Coliseum)
 Louisiana Tech 94, San Diego St. 64

1993 (0-1)
NCAA West Regional First Round, March 19
 Athens, Ga. (Georgia Coliseum)
 Georgia 85, San Diego St. 68

1994 (1-1)
NCAA West Regional First Round, March 18
 San Diego, Calif. (Peterson Gym)
 San Diego St. 81, Hawai'i 75

NCAA West Regional Second Round, March 20
 San Diego, Calif. (Peterson Gym)
 Texas A&M 75, San Diego St. 72 (OT)

1995 (0-1)
NCAA West Regional First Round, March 16
 San Diego, Calif. (Peterson Gym)
 Montana 57, San Diego St. 46

1997 (0-1)
NCAA Midwest Regional First Round, March 15
 Knoxville, Tenn. (Thompson-Boling Arena)
 Oregon 80, San Diego State 68

AZTECS VS. NCAA TOURNAMENT OPPONENTS

Team	Record
Georgia	0-1
Hawai'i	1-0
Long Beach State	0-1
Louisiana Tech	0-1
Montana	0-1
Oregon	1-1
Texas A&M	0-1
UNLV	1-0
Totals	3-6 (.333)

AIAW TOURNAMENT (1-2)

1981 (1-2)
AIAW Western Regionals, March 12-14
 Malibu, Calif. (Pepperdine University)
 San Diego St. 77, California 64
 Long Beach State 71, San Diego St. 56
 UCLA 61, San Diego St. 54 (Consolation)

WNIT (2-1)

1989 (2-1)
WNIT First Round, March 23
 Amarillo, Texas (Cal Farley Coliseum)
 San Diego St. 99, Radford 92 (2OT)

WNIT Second Round, March 24
 Amarillo, Texas (Cal Farley Coliseum)
 San Diego St. 97, Murray State 81

WNIT Final, March 25
 Amarillo, Texas (Cal Farley Coliseum)
 Oregon 67, San Diego St. 64

CONFERENCE TOURNAMENTS (16-18)

PACIFIC COAST ATHLETIC ASSOCIATION (3-3)

1986 (1-1)
Long Beach, Calif./Inglewood, Calif., March 6-8
 San Diego St. 73, UC Irvine 56
 Long Beach State 116, San Diego St. 74

1987 (1-1)
Long Beach, Calif./Inglewood, Calif., March 5-6
 San Diego St. 68, Hawai'i 62
 Long Beach State 108, San Diego St. 74

1988 (1-1)
Long Beach, Calif./Inglewood, Calif., March 10-11
 San Diego St. 64, Fresno State 60
 Long Beach State 94, San Diego St. 78

BIG WEST (0-2)
1989 (0-1)
Long Beach, Calif. (Long Beach Arena), March 9
 Cal State Fullerton 68, San Diego St. 60

1990 (0-1)
Long Beach, Calif. (Long Beach Arena), March 7
 San Jose State 81, San Diego St. 59

WESTERN ATHLETIC (11-5)

1991 (0-1)
Laramie, Wyo. (Arena-Auditorium), March 8
 Creighton 78, San Diego St. 75

1992 (1-1)
Salt Lake City, Utah (Huntsman Center), March 12-13
 San Diego St. 66, Wyoming 58
 Creighton 89, San Diego St. 66

1993 (1-1)
Salt Lake City, Utah (Huntsman Center), March 10-12
 San Diego St. 62, Fresno State 38
 Utah 74, San Diego St. 56

1994 (3-0) WAC Tournament Champions
Salt Lake City, Utah (Huntsman Center), March 9-12
 San Diego St. 95, New Mexico 60
 San Diego St. 73, Fresno State 53
 San Diego St. 51, Colorado State 47

1995 (2-1) WAC Tournament Runner-Up
Albuquerque, N.M. (University Arena), March 8-11
 San Diego St. 57, New Mexico 39
 San Diego St. 71, Texas-El Paso 49
 Utah 64, San Diego St. 57

1996 (1-1)

Albuquerque, N.M. (University Arena), March 6-8
 San Diego St. 69, Fresno State 48
 Colorado State 64, San Diego St. 58

1997 (3-0) WAC Tournament Champions
Las Vegas, Nev. (Thomas & Mack Center), March 5-8
 San Diego St. 57, New Mexico 50
 San Diego St. 74, Hawai'i 48
 San Diego St. 56, Utah 50

MOUNTAIN WEST (2-9)

2000 (0-1)
Las Vegas, Nev. (Thomas & Mack Center), March 8
 Brigham Young 78, San Diego St. 37

2001 (0-1)
Las Vegas, Nev. (Thomas & Mack Center), March 7
 New Mexico 55, San Diego St. 49

2002 (0-1)
Las Vegas, Nev. (Thomas & Mack Center), March 6
 New Mexico 65, San Diego St. 52

2003 (0-1)
Las Vegas, Nev. (Thomas & Mack Center), March 12
 New Mexico 54, San Diego St. 49

2004 (0-1)
Denver, Colo. (Pepsi Center), March 10
 Utah 68, San Diego St. 51

2005 (0-1)
Denver, Colo. (Pepsi Center), March 9
 New Mexico 81, San Diego St. 52

2006 (0-1)
Denver, Colo. (Pepsi Center), March 7
 Colorado St. 69, San Diego St. 58

2007 (0-1)
Las Vegas, Nev. (Thomas & Mack Center), March 7
 Wyoming 56, San Diego St. 44

2008 (2-1) MWC Tournament Runner-Up
Las Vegas, Nev. (Thomas & Mack Center), March 12-15
 San Diego St. 66, Wyoming 54
 San Diego St. 69, TCU 67
 New Mexico 62, San Diego State 59

AZTECS VS. MOUNTAIN WEST

Team	All-Time	Tournament
Air Force	17-5	0-0
BYU	10-25	0-1
Colorado State	20-15	1-2
New Mexico	13-25	3-5
TCU	3-8	1-0
UNLV	15-21	0-0
Utah	11-27	1-3
Wyoming	15-20	2-1
Totals	104-146 (.416)	8-12 (.400)



WAC CHAMPIONS

1994 WAC TOURNAMENT CHAMPIONS

Salt Lake City, Utah (Huntsman Center), March 9-12

San Diego State 95, New Mexico 60

San Diego State 73, Fresno State 53

Championship: San Diego State 51, Colorado State 47



SALT LAKE CITY - SDSU used a 16-point performance from tournament MVP Christina Murguia to claim the 1994 WAC championship, 51-47, over Colorado State.

The Aztecs shot just over 33 percent from the field, but Murguia's basket with 1:01 remaining gave her team a four-point lead at 49-45. An offensive rebound by Falisha Wright with 15 seconds left and two game-icing free throws by her sister Lakeysa Wright with 8.2 seconds secured the Aztec victory.

SDSU trailed by just one at the break, but then fell behind the Rams 35-32 in the opening part of the second half. Murguia, however, provided the spark off the bench, turning a one-point Aztec deficit into the lead with consecutive jumpers from the top of the key, followed by a steal, which led to a layup by teammate Tammy Blackburn.

With the win, SDSU tied the school record for victories and completed the sweep of both the WAC regular season and tournament titles. The Aztecs would go on to play host to the NCAA first and second rounds at Peterson Gym.

CSU	FG	3FG	FT	REB	F	TP	A	T	B	S	MP
Meadows	2-9	0-0	2-2	9	2	6	1	2	0	0	27
Dominguez	1-2	0-0	0-0	1	2	2	4	6	0	0	40
Bainum	4-7	0-1	0-0	6	2	8	1	1	0	0	33
Smith	4-8	0-1	2-2	12	0	10	3	6	0	1	39
James	5-16	0-0	2-2	2	2	12	2	3	1	1	27
Brunner	3-7	1-3	0-0	3	3	7	1	1	0	0	23
Wormal	1-1	0-0	0-0	1	1	2	0	0	0	1	11
Team				4				1			
TOTALS	20-50	1-5	6-6	38	12	47	12	20	1	3	200
Pct.	40.0	20.0	1.000								

SDSU	FG	3FG	FT	REB	F	TP	A	T	B	S	MP
Wright	3-14	1-1	0-0	7	1	7	9	1	1	4	39
Blackburn	3-7	0-0	0-0	6	0	6	2	2	0	0	30
Epps	3-15	0-0	1-6	8	1	7	0	1	0	1	32
Johnson	1-4	0-0	0-0	2	0	2	1	2	0	1	22
Suman	3-8	0-0	3-4	5	3	9	1	3	2	1	28
Wright, L.	0-0	0-0	2-2	1	2	2	1	1	0	1	10
Murguia	8-14	0-0	0-0	5	3	16	3	2	0	2	30
DiCamilli	1-4	0-0	0-0	1	0	2	0	0	0	0	9
Team				2							
TOTALS	22-66	1-1	6-12	37	10	51	17	12	3	10	200
Pct.	33.3	1.000	50.0								

Technical fouls: N/A

Attendance: 1,126

Score by Periods	1st	2nd	Total
Colorado State	27	20	47
San Diego State	26	25	51

1997 WAC TOURNAMENT CHAMPIONS

Las Vegas, Nev. (Thomas & Mack Center), March 5-8

San Diego State 57, New Mexico 50

San Diego State 74, Hawai'i 48

Championship: San Diego State 56, Utah 50



LAS VEGAS - San Diego State won its second WAC Tournament title by defeating the University of Utah, 56-50, in the championship game.

The Aztecs, who trailed most of the game, entered the halftime locker room down, 27-23. SDSU opened the second half on a 9-5 run to cut the score to 34-32, but the Utes managed to rebuild their lead to five at 43-38 with 12:33 left in the game. From that point, SDSU went on a 9-3 run to take its first lead of the game, 44-43, with 10:47 left.

After exchanging baskets with Utah, the Aztecs took the lead for good, holding the Utes to just one field goal in the last 10:39 of the game. Pacing the Aztecs was Jodi Nowlin-Tres, who scored a team-high 19 points and eight rebounds. Also scoring in double figures was Falisha Wright (15) and junior forward Olivia DiCamilli (12).

SDSU	FG	3FG	FT	REB	F	TP	A	T	B	S	MP
Bale	1-2	0-0	0-0	0	1	2	1	0	0	1	11
Harris	1-7	0-0	2-2	1	4	4	1	1	0	0	27
Nowlin-Tres	8-15	1-2	2-3	8	3	19	1	2	1	6	40
Wright	5-9	1-1	4-6	5	1	15	6	6	0	3	40
DiCamilli	5-8	0-0	2-5	6	2	12	1	1	1	2	39
Rucker	0-2	0-1	0-1	1	0	0	2	2	0	1	14
Woods	1-7	0-0	2-2	8	1	4	2	4	0	0	29
Team				1							
TOTALS	21-50	2-4	12-19	30	12	56	14	18	2	13	200
Pct.	42.0	50.0	63.2								

Utah	FG	3FG	FT	REB	F	TP	A	T	B	S	MP
Krommenhoek	7-15	5-12	2-3	2	2	21	2	5	0	1	40
King-Noel	4-6	0-0	2-4	9	1	10	4	3	0	0	36
Works, Sara	7-11	0-0	0-1	5	3	14	0	0	2	3	33
Bills	1-7	0-3	0-1	7	2	2	7	7	0	1	39
Thueson	0-2	0-2	0-0	2	4	0	1	3	0	1	16
Fuertes	0-0	0-0	0-0	1	1	0	4	6	0	1	22
Red	1-1	0-0	0-0	0	0	2	0	0	0	0	3
Thill	0-0	0-0	1-1	0	1	1	0	0	0	1	5
Rose	0-0	0-0	0-0	1	2	0	0	0	0	0	6
Team				2							
TOTALS	20-42	5-17	5-10	29	16	50	18	24	2	8	200
Pct.	47.6	29.4	50.0								

Technical fouls: N/A

Attendance: 2,177

Score by Periods	1st	2nd	Total
San Diego State	23	33	56
Utah	27	23	50



ALL-TIME LETTERWINNERS

AAA

Apiafi, Mary	1999-00
Arceneaux, Shelda	1984-85-86-87
Arreola, Cheryl	1985

BBB

Bale, Courtney	1997-98
Barnes, Ijlal	2006
Bauer, Heidi	1981-82-83, 85
Blackburn, Tammy	1991-92-93-94
Blackman, Marci	1982-83-84
Bloodsaw, Carmelia	1991
Bundage, Anita	1998-99-00-01
Burleigh, Kainoa	1995

CCC

Cardin, Rachel	1981
Carrillo, Liza	1990-91
Casey, Lindsey	2004-05
Cazier, Anje	1996
Chamberlain, Tonya	1990
Chambers, Cheryl	1983-84-85
Cheesman, Ashley	2005
Clay, Shannon	2007-08
Cohee, Angela	1984
Coleman, Genevieve	1983-84
Coleman, Kim	1990
Cox, Jamey	2000-01-02-03

DDD

Davis, Coco	2008
Davis, Demetrice	1988-89-90
Davis, Quenese	2007-08
Demus, Shanna	2006-07-08
Dewitt, Darlene	1979
de Vries, Maryke	1993
DiCamilli, Olivia	1994, 96-97-98
Dion, Laura	1978-79-80
Dixon, Beverly	1977
Dixon, LaSandra	2006-07-08
Dodge, Sue	1980
Dossman, Falene	1999
Duffy, Allison	2008
Duncan, Dee Dee	1983-84-85-86
Dunlap, Ashlee	2003-04

EEE

Edmonds, Sheri	1984-85-86-87
Elliott, Michelle	2004-05
Ellis, Kim	1977-78-79
Epps, Sorii	1993-94
Evans, Julie	1989-90
Evans, Kristy	1998-99
Eveland, Kate	2005-06-07-08
Evers, Nancy	1978

FFF

Farodolu, Olanike	1997
Foli, Fran	1979
Fouse, Amber	2003
Fredrick, Alyssa	1998
Fritz, Courtney	2004-06

GGG

Games, Kieishsha	1991-92
Garnett, Tami	2003
Gillette, Kaly	1999
Glass, Monica	1989
Goldblatt, Lindsay	2005-06
Gould, Joanne	1986-87
Green, Audrey	2006

HHH

Hall, Stephanie	1995
Harmer, Barbara	1987
Harris, Shaneya	1997-98
Harvey, Inca	1985

HHH (Cont.)

Hauser, Ilene	1986
Hayes, Robin	1997, 99-00
Haynes, Jessica	1986-87
Heinrich, Jana	2006
Hines, Lisa	1977
Hinkle, Jennie	1977
Hoisington, Lauren	2007
Hoistad, Debbie	1978-79
Hollingsworth, Rita	1990
Howard, Valencia	2002-03
Huettl, Jessica	2004-05
Hutchinson, Tina	1984-85

JJJ

Jackson, Angelica	1989
Jackson, Erin	2004-06-07
Jackson, Mary	1978-79
Johns, Elisha	1991-92
Johnson, Desiree	2006-07
Johnson, Jennifer	1991
Johnson, Paris	2008
Johnson, Rachelle	1993-94
Johnson, Tameka	1996
Jointer, Demetrice	1984
Jump, Dawn	1983

KKK

Koller, Pamela	1977
Kiesling, Andrea	2000-01-02-03
King, Tynisha	2002-03
Knight, Tanisha	2001-02

LLL

Lamar, Stephanie	1988-89
Layton-Bailes, Jennifer	2007
Lee, Crystal	1989-90
Lee, Shannon	1998-99-00
Lewis, Farryn	2004
Lipford, Tamika	2006-07-08
Lollis, Lori	1990

MMM

Mann, Kristin	1990
Massie, Stefanie	1989
Matthews, Kawai	1997
Mattson, Candace	2004
McCartny, Nicolette	2001-02-03-04
McConnell, Amy	1991-92
McCue, Marin	2005
McGlade, Theresa	1980-81-82-83
McGlawn, Tameka	1991-92-93
McNamee, Lisa	1981
Meadows, Brooke	1986-87-88-89
Mercier, Rita	1978
Michaels, Audrey	1977
Milburn, Taryn	2006
Miles, Michelle	1991-92
Mitroff, Terry	1982
Montag, Laurie	1977
Morris, Jené	2008
Murguia, Christina	1992-93-94-95
Murray, Charley	1998-99

NNN

Neely, Michelle	1997
Newman, Taree	1978-79
Newsome, Rhonda	1981
Nowlin-Tres, Jodi	1994-95-96-97
Nutter, Lynette	1984-85-86-87

OOO

Otii, Atim	1999-00-01-02
Overton, Marsha	1980-81-82-83
Overton, Renee	1983-84-85

PPP

Page, Lynn	1977-78
Pels, Diena	1980-81
Perczynski, Paula	1984-85
Perez, Gabriela	1982
Perry, Chana	1988-89
Peters, Carolyn	1990
Porter, Judy	1980-81-82-83

RRR

Rebbe, Monica	1981-82-83
Rhea, Tari	1977-78-79
Rice, Pat	1985
Rinder, Debbie	1986-87
Rodriguez, Edna	1995-96
Rose, Barbara	1977-78
Rowan, Renee	1977-78-79
Rucker, Deidra	1997
Rushford, Kelly	1999

SSS

Santos, Brittany	2006
Sauls, Maggie	2002-03
Schomaker, Missy	2001-02
Shaw, Cathy	1983
Shaw, Veronica	2003-04-05-06
Shelton, Vicky	1985
Shue, Sue	1979-80
Shuttles, Gayle	1978-79-80
Sledge, Sophia	1997-98-99-01
Small, Sheree	1977-78-79
Smith, Alison	1987-88
Smith, Jordie	2005
Sorensen, Stephanie	1995
Spinardi, Kim	2007-08
Stack, Maria	1984
Stanton, Debbie	1999
Stevens, Lisa	1986-87
Strawberry, Michelle	2004-05-06
Suman, Michelle	1992-93-94-95
Swinbank, Claire	1999, 2001-02

TTT

Toler, Penny	1985
--------------	------

UUU

Usher, Melanie	1989-90-91
----------------	------------

VVV

Vander Poel, Jackie	1982
Vargas, Morgan	2001-02

WWW

Waikle, Connie	1987-88
Walker, Angela	1994-96
Wallace, Toni	1984-85
Walters, Micheale	1977
Wheeler, Kacee	2000
White, Ashley	2003
Williams, Ashonda	2002-03
Williams, Atiya	1994-95
Williams, Tonda	1997
Williamson, Chelsea	2007
Winter, Darlene	1980
Wolf, Heather	2002-03
Woods, La-Taya	1996-97
Wright, Falisha	1992-93-94-95
Wright, Lakeysa	1992-93-94-95
Wright, Sandy	1996-97

ZZZ

Zukauskaitė, Jurate	1996-97
---------------------	---------

Bold = 2008-09 Returnees





HONORS & AWARDS

ALL-AMERICANS

Kodak All-American

First Team

1988-89Chana Perry

Honorable Mention

1993Falisha Wright

1994Falisha Wright

ACADEMIC ALL-AMERICAN

Academic All-American (CoSIDA)

First Team

1980Susan Shue

ALL-CONFERENCE HONOREES

Mountain West Conference

Second Team

1999-2000Mary Apiafi

2000-01Jamey Cox

2007-08Jené Morris

Third Team

2000-01Atim Otii

2001-02Atim Otii, Claire Swinbank

2002-03Jamey Cox

2003-04Michelle Elliott

2006-07Quenese Davis

All-Newcomer Team

1999-2000Jamey Cox

Honorable Mention

2002-03Ashlee Dunlap

2003-04Courtney Fritz

2004-05Michelle Elliott, Michelle Strawberry

2005-06Michelle Strawberry

2006-07Shanna Demus

2007-08Allison Duffy, Paris Johnson

All-Academic Team

2000-01Sophia Sledge, Claire Swinbank

.....Morgan Vargas

2001-02Valencia Howard, Claire Swinbank,

.....Morgan Vargas, Ashonda Williams, Heather Wolf

2002-03Andrea Kiesling

2003-04Lindsey Casey, Jessica Huettl

2004-05Lindsey Casey, Kate Eveland

.....Jessica Huettl

2005-06Kate Eveland, Tamika Lipford

2006-07Kate Eveland, Tamika Lipford

2007-08Shanna Demus, Kate Eveland

.....Tamika Lipford, Kim Spinardi

Scholar-Athletes

2003-04Jessica Huettl

2004-05Kate Eveland, Jessica Huettl

2005-06Kate Eveland, Tamika Lipford

2006-07Kate Eveland, Tamika Lipford

2007-08Kate Eveland

Western Athletic Conference

First Team

1990-91Kieishsha Games

1991-92Kieishsha Games

1992-93Falisha Wright

1993-94 Falisha Wright, Sorii Epps, Rachelle Johnson

1994-95Christina Murguia, Michelle Suman,

.....Falisha Wright



Academic All-American Susan Shue

1995-96Tameka Johnson, Jodi Nowlin
 1996-97-Pacific DivisionJodi Nowlin-Tres

Second Team

1991-92Falisha Wright

1996-97Olivia DiCamilli

Honorable Mention

1992-93Michelle Suman

1993-94Michelle Suman, Christina Murguia

1994-95Lakeysa Wright

1995-96Olivia DiCamilli

WAC Tournament MVP

1993-94Christina Murguia

1996-97Jodi Nowlin-Tres

Coach of the Year

1994Beth Burns

1995Beth Burns

1996-Pacific DivisionBeth Burns

Player of the Year

1990-91Kieishsha Games

1994-95Christina Murguia

All-Defensive Team

1994-95Michelle Suman, Falisha Wright

.....Lakeysa Wright

1995-96Jodi Nowlin-Tres, Edna Rodriguez

1996-97Jodi Nowlin-Tres, Shaneya Harris

.....Sandy Wright

1998-99Shannon Lee

All-Newcomer Team

1995-96Deidra Rucker

1996-97Alyssa Fredrick

1998-99Claire Swinbank

All-Academic Team

1993Rachelle Johnson, Amy McConnell

1994Olivia DiCamilli, Rachelle Johnson

1996Olivia DiCamilli

1997Olivia DiCamilli

1999Charley Murray

Big West

First Team

1986-87Jessica Haynes

1987-88Chana Perry

1988-89Chana Perry

1989-90Julie Evans

Second Team

1985-86Shelda Arceneaux, Jessica Haynes

All-Freshman Team

1988-89Crystal Lee

Player of the Year

1987-88Chana Perry (co-player)

1988-89Chana Perry (co-player)

Freshman of the Year

1988-89Crystal Lee

Western Collegiate Athletic Association

First Team

1979-80Judy Porter

1980-81Judy Porter

1983-84Tina Hutchinson

Second Team

1981-82Judy Porter

1982-83Judy Porter

1984-85Shelda Arceneaux, Penny Toler





1,000-POINT SCORERS



1. JUDY PORTER (1980-83) - 2,318 Points

Year	Games	FG	3FG	FT	Pts.	Avg.
1979-80	29	199	N/A	105	503	17.3
1980-81	35	255	N/A	145	645	18.4
1981-82	33	234	N/A	183	651	19.7
1982-83	23	194	N/A	131	519	22.6
Totals	120	882	N/A	564	2,318	19.3



7. JAMEY COX (2000-03) - 1,275 Points

Year	Games	FG	3FG	FT	Pts.	Avg.
1999-00	27	121	69	59	370	13.7
2000-01	27	90	50	58	288	10.7
2001-02	28	93	53	34	273	9.8
2002-03	27	109	77	49	344	12.7
Totals	109	413	249	200	1,275	11.7



2. FALISHA WRIGHT (1992-95) - 1,733 Points

Year	Games	FG	3FG	FT	Pts.	Avg.
1991-92	29	179	49	50	457	15.8
1992-93	26	164	51	77	456	17.5
1993-94	31	147	62	52	408	13.2
1994-95	29	144	44	80	412	14.2
Totals	115	634	206	259	1,733	15.1



8. MARSHA OVERTON (1980-83) - 1,273 Points

Year	Games	FG	3FG	FT	Pts.	Avg.
1979-80	32	125	N/A	92	342	10.7
1980-81	35	147	N/A	61	355	10.1
1981-82	33	149	N/A	70	368	11.2
1982-83	28	86	N/A	36	208	6.6
Totals	128	507	N/A	259	1,273	9.9



3. CHANA PERRY (1988-89) - 1,445 Points

Year	Games	FG	3FG	FT	Pts.	Avg.
1987-88	31	278	0	162	718	23.2
1988-89	31	286	0	155	727	23.5
Totals	62	564	0	317	1,445	23.3



4. JESSICA HAYNES (1986-88) - 1,395 Points

Year	Games	FG	3FG	FT	Pts.	Avg.
1985-86	27	188	N/A	57	433	16.0
1986-87	29	176	0	65	417	14.4
1987-88	30	213	3	116	545	18.2
Totals	86	577	3	238	1,395	16.2




5. MICHELLE SUMAN (1992-95) - 1,341 Points

Year	Games	FG	3FG	FT	Pts.	Avg.
1991-92	29	156	0	99	411	14.2
1992-93	28	111	0	65	287	10.3
1993-94	31	134	0	65	333	10.7
1994-95	30	123	0	64	310	10.3
Totals	118	524	0	293	1,341	11.4



6. BROOKE MEADOWS (1986-89) - 1,310 Points

Year	Games	FG	3FG	FT	Pts.	Avg.
1985-86	31	105	N/A	66	276	8.9
1986-87	29	125	0	67	317	10.9
1987-88	31	130	0	46	306	9.9
1988-89	34	166	0	79	411	12.1
Totals	125	526	0	258	1,310	10.5



Marsha Overton



1,000-POINT SCORERS




9. TINA HUTCHINSON (1984-85) - 1,256 Points

Year	Games	FG	3FG	FT	Pts.	Avg.
1983-84	30	383	N/A	132	898	29.9
1984-85	21	153	N/A	52	358	17.0
Totals	51	536	N/A	184	1,256	20.6



10. CHRISTINA MURGUIA (1992-95) - 1,237 Points

Year	Games	FG	3FG	FT	Pts.	Avg.
1991-92	28	88	1	46	223	8.0
1992-93	28	156	2	52	366	13.1
1993-94	30	122	1	52	297	9.9
1994-95	27	140	2	69	351	13.0
Totals	113	366	6	219	1,237	10.9



11. KIEISHSHA GARNES (1991-92) - 1,235 Points

Year	Games	FG	3FG	FT	Pts.	Avg.
1990-91	28	271	0	119	661	23.6
1991-92	28	249	0	76	574	20.5
Totals	56	520	0	195	1,235	22.1



12. SHELDA ARCENEAUX (1984-87) - 1,232 Points

Year	Games	FG	3FG	FT	Pts.	Avg.
1983-84	30	122	N/A	47	297	9.9
1984-85	30	129	N/A	34	295	9.8
1985-86	28	178	N/A	62	418	14.9
1986-87	24	95	0	32	222	9.3
Totals	112	524	0	175	1,232	11.0




13. DEE DEE DUNCAN (1983-86) - 1,108 Points

Year	Games	FG	3FG	FT	Pts.	Avg.
1982-83	27	72	N/A	33	177	6.6
1983-84	30	124	N/A	42	290	9.7
1984-85	29	147	N/A	58	352	12.1
1985-86	17	122	N/A	45	289	17.0
Totals	103	465	N/A	178	1,108	10.8



14. JULIE EVANS (1989-90) - 1,106 Points

Year	Games	FG	3FG	FT	Pts.	Avg.
1988-89	30	191	0	54	436	14.5
1989-90	30	293	0	84	670	22.3
Totals	60	484	0	138	1,106	18.4



Christina Murguia



15. JODI NOWLIN-TRES (1994-97) - 1,089 Points

Year	Games	FG	3FG	FT	Pts.	Avg.
1993-94	17	20	4	9	53	3.3
1994-95	27	61	5	27	154	5.7
1995-96	28	180	25	40	425	15.2
1996-97	28	199	23	36	457	16.3
Totals	100	460	57	112	1,089	10.9




16. HEIDI BAUER (1981-83, 1985) - 1,024 Points


Year	Games	FG	3FG	FT	Pts.	Avg.
1980-81	36	68	N/A	44	180	5.0
1981-82	33	145	N/A	54	344	10.4
1982-83	28	134	N/A	40	308	11.0
1984-85	30	70	N/A	52	192	6.4
Totals	127	417	N/A	190	1,024	8.1



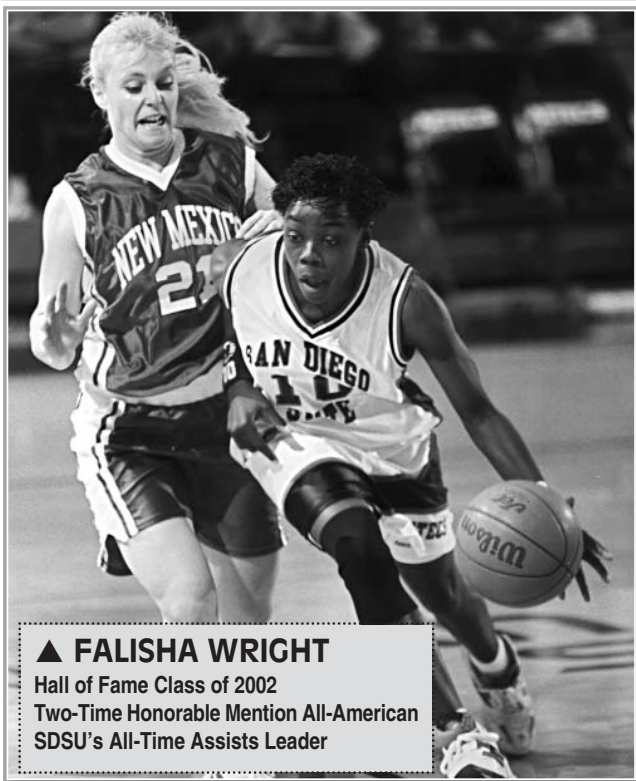
AZTEC HALL OF FAME




▲ JUDY PORTER
 Hall of Fame Class of 1990
 Four-Time All-Conference
 SDSU's All-Time Leading Scorer



▲ CHANA PERRY
 Hall of Fame Class of 1998
 First Team Kodak All-American
 Two-Time Big West Co-Player of the Year



▲ FALISHA WRIGHT
 Hall of Fame Class of 2002
 Two-Time Honorable Mention All-American
 SDSU's All-Time Assists Leader



▲ KIEISHSHA GARNES
 Hall of Fame Class of 2008
 1990-91 WAC Player of the Year
 Career Scoring Average - 22.1 ppg.