


2007 Review



► 2008 SAN DIEGO STATE FOOTBALL



In 2007, Kevin O'Connell became the first Aztec to lead the team in both rushing and passing in the same season.

Inside:

Season Recap	100
Results and Statistics	101
MWC Statistics	106
All-MWC Teams	108
2007 Game Recaps	109

Aztecs Show Improvement in Long's Second Season

Chuck Long's second year on The Mesa showed marked improvement, but similar to other disciples of legendary Iowa coach Hayden Fry, such as Bill Snyder and Barry Alvarez, there was not yet a winning record.

Just like Snyder, Alvarez, as well as Kirk Ferentz and Mark Mangino – all authors of successful college turnarounds with ties to Hayden Fry – Chuck Long's second season ended short of a bowl berth. One didn't have to look far to see signs that better days are ahead, however, for the Aztec faithful.

San Diego State finished the 2007 campaign with a 4-8 record, including a 3-5 mark in Mountain West Conference play. The Aztecs improved their win total from 2006, despite facing three teams from automatic qualifying BCS conferences for the first time in the past five years. In all, SDSU took on seven teams that advanced to bowl games, including six teams that won at least nine games in 2007.

Nonetheless, the Aztecs withstood a challenging non-conference schedule and a defense that featured only four players with previous starting experience, to better its league scoring margin by an impressive 42 points over the same opponents from the previous season. That was the second-largest improvement in the league.

SDSU defeated Colorado State, Wyoming and UNLV in the same season for just the third time in school history and the first time since 1999.

NFL Draft day once again proved to be an exciting time for the Aztecs, as San Diego State was one of 19 schools, and the only from a non-automatic BCS qualifying conference, to have four players selected in the NFL Draft.

But what was most exciting was the transformation taking place among those players who will be returning to school in the fall of 2008. From the voluntary summer workouts, to the emphasis on strength, conditioning and good nutrition, the student-athletes in the Aztec football program are taking ownership of the program and are more committed than ever to the success of the team.

SDSU kicked off its season in 2007 against an experienced Washington State team at Qwest Field in Seattle. The Aztecs scored first and

played the Cougars even into the second quarter, before falling to the Pac-10 opponent, 45-17. Senior quarterback Kevin O'Connell foreshadowed what would be a remarkable senior season, completing 28-of-44 passes for 273 yards.

The Aztecs put together an impressive showing the next week as well, hanging around in a road game against an Arizona State team that won 10 games and was in the national championship hunt late in the season. The Sun Devils claimed a 34-13 win, but the Aztecs piled up 323 yards against one of the nation's top defenses and trailed Sun Devils by a mere touchdown late in the second quarter.

SDSU wasted little time flexing its muscle in the home opener. In front of a crowd of 53,110, the Aztecs exploded for 35 first-half points en route to a 52-17 victory over Portland State. The 35-point margin of victory was San Diego State's largest since 1996, as O'Connell passed for 443 yards and five touchdowns. Wide receiver Brett Swain caught three touchdown passes and ended the contest with 224 yards receiving, the 12th-best single-game yardage total in school history.

The difficult non-conference schedule continued in week four, as SDSU fell to 24th-ranked Cincinnati, 52-23. Although the Bearcats went on to win 10 games and challenge for the Big East title, SDSU once again proved it could move the ball, posting 377 yards of total offense, including 312 through the air. Junior Vonnice Holmes became the first Aztec in 12 years to record an interception in each of his first four games.

SDSU opened conference play with a dramatic 24-20 come-from-behind victory at Colorado State. O'Connell rushed for a career-high three touchdowns, including the game-winner with 43 seconds left, to cap a seven-play, 80-yard drive to help SDSU snap a nine-game road losing streak.

Junior linebacker Russell Allen set a school record with 22 tackles the following week in a 23-7 loss at Utah. SDSU led late in the first half, but managed just 211 yards of offense on the afternoon.

In the Aztecs' next outing, New Mexico rallied for 10 fourth-quarter points to hand SDSU a heart-breaking 20-17 defeat on Homecoming Night at Qualcomm Stadium. The host had a 17-10 lead early in the third quarter, but the Lobos scored the game-winner with 15 seconds left.

The Aztecs matched the largest comeback in the Division I era the following week, rallying from a 21-point deficit to defeat Wyoming 27-24. O'Connell found Vincent Brown in the end zone with a 27-yard touchdown pass with 1:06 remaining to lift SDSU to the victory.

The following week, SDSU scored the first 21 points of the game and hung on to claim a wild 38-30 victory at UNLV. The Aztecs got an 89-yard kickoff return for a touchdown from Mekell Wesley and a 55-yard interception return from Martrell Fantroy to aid in the victory.

The Aztecs final three games of the season came against the top three teams in the league

AZTEC 2007 INDIVIDUAL HONORS

College Football News All-American, Honorable Mention
Michael Hughes, P

All-Mountain West Conference, Second Team
Michael Hughes, P
Kevin O'Connell, QB
Brett Swain, WR

All-MWC, Honorable Mention
Russell Allen, LB
Ray Bass, S
Mike Kravetz, OL
Nick Osborn, DL
Will Robinson, OL

MWC Players of the Week
Garrett Palmer (Dec. 3, Special Teams)
Michael Hughes (Nov. 15, Nov. 19, Special Teams)
Mekell Wesley (Nov. 12, Special Teams)
Luke Laolagi (Nov. 5, Defense)
Russell Allen (Oct. 15, Defense)

Phil Steele's Mid-Season All-MWC
Brett Swain (First Team)
Kevin O'Connell (Second Team)
Darren Mougey (Second Team)


Phil Steele's All-MWC Team
Brett Swain (First Team)
Russell Allen (First Team)
Will Robinson (Second Team)
Luke Laolagi (Second Team)
Kevin O'Connell (Third Team)
Ray Bass (Third Team)
Michael Hughes (Third Team)

ESPN The Magazine Academic All-District VIII
Scotty James

2008 NFF Hampshire Honor Society
Scotty James

MWC All-Academic
Russell Allen
Tony DeMartini
Scotty James
Matthew Kawulok
Nick Sandford
Michael Stewart

and, despite losses to Air Force (23-55), TCU (33-45) and 21st-ranked Brigham Young (27-48), the Aztecs once again proved to be competitive. SDSU posted 506 yards of offense against the Falcons, built a 17-0 lead vs. the Horned Frogs and were within a score of the MWC champion Cougars late in the third quarter.



The 2007 Aztec defense had 16 interceptions

2007 Results and Statistics



► 2008 SAN DIEGO STATE FOOTBALL

RECORD: 4-8
MOUNTAIN WEST CONFERENCE: 3-5
HOME: 2-4; AWAY: 2-4

Date	Opponent	Time/Result	Att.	Opp. Rk
S.8	at Washington State	L 17-45	46,290	
S.15	at Arizona State	L 13-34	54,617	rv/rv
S.22	Portland State	W 52-17	53,110	
S.29	Cincinnati	L 23-52	24,647	24/rv
O.6	at Colorado State*	W 24-20	27,930	
O.13	at Utah*	L 7-23	40,898	
O.20	New Mexico* (HC)	L 17-20	20,205	
N.3	Wyoming*	W 27-24	22,852	
N.10	at UNLV*	W 38-30	18,837	
N.17	at Air Force*	L 23-55	34,227	
N.24	TCU*	L 33-45	18,350	
D.1	Brigham Young*	L 27-48	28,473	21/19

* - Mountain West Conference Game. HC - Homecoming. Ranking refers to AP/USA Today Poll at game time. rv - receiving votes.

SCORE BY QTR	1st	2nd	3rd	4th	OT	Total
San Diego State	82	89	45	85	-	301
Opponents	85	121	125	82	-	413

TEAM STATISTICS	San Diego State	Opponents
SCORING	301	413
Points Per Game	25.1	34.4
FIRST DOWNS	218	322
Rushing	70	168
Passing	136	145
Penalty	12	9
RUSHING YARDAGE	1,247	2,898
Yards gained rushing	1,553	3,104
Yards lost rushing	306	206
Rushing Attempts	359	547
Average Per Rush	3.5	5.3
Average Per Game	103.9	241.5
TDs Rushing	19	28
PASSING YARDAGE	3,272	3,080
Att-Comp-Int	458-270-9	397-266-16
Average Per Pass	7.1	7.8
Average Per Catch	12.1	11.6
Average Per Game	272.7	256.7
TDs Passing	16	23
TOTAL OFFENSE	4,519	5,978
Total Plays	817	944
Average Per Play	5.5	6.3
Average Per Game	376.6	498.2
KICK RETURNS: #-YARDS	63-1,274	55-1,218
PUNT RETURNS: #-YARDS	13-139	32-261
INT RETURNS: #-YARDS	16-219	9-217
KICK RETURN AVERAGE	20.2	22.1
PUNT RETURN AVERAGE	10.7	8.2
INT RETURN AVERAGE	13.7	24.1
FUMBLES-LOST	13-7	15-6
PENALTIES-YARDS	72-603	69-610
Average Per Game	50.2	50.8
PUNTS-YARDS	73-3,185	49-1,980
Average Per Punt	43.6	40.4
Net punt average	37.6	35.1
TIME OF POSSESSION/GAME	27:14	32:45
3RD-DOWN CONVERSIONS	74/187	83/177
3rd-Down Pct	40%	47%
4TH-DOWN CONVERSIONS	10/16	12/19
4th-Down Pct	62%	63%
SACKS BY-YARDS	15-94	30-211
MISC YARDS	0	0
TOUCHDOWNS SCORED	38	53
FIELD GOALS-ATTEMPTS	13-15	15-17
ON-SIDE KICKS	0-1	0-1
RED-ZONE SCORES	32-36 89%	45-48 94%
RED-ZONE TOUCHDOWNS	24-36 67%	35-48 73%
PAT-ATTEMPTS	34-36 94%	50-52 96%
ATTENDANCE	167,637	222,799
Games/Avg Per Game	6/27,940	6/37,133

RUSHING

Player	G	Att.	Gain	Loss	Net	Avg.	TD	Long	YPG	10+	5+ Hi	Gm
O'CONNELL, K.	12	135	650	242	408	3.0	11	29	34.0	22	50	82
BORNES, B.	12	88	373	19	354	4.0	3	59	29.5	5	21	73
SULLIVAN, B.	11	58	234	14	220	3.8	2	25	20.0	4	23	25
HENDERSON, A.	10	44	192	9	183	4.2	1	26	18.3	4	14	28
SOKOLOSKI, K.	12	4	22	2	20	5.0	0	16	1.7	1	1	16
BROWN, D.	9	12	32	12	20	1.7	1	7	2.2	0	3	8
WESLEY, M.	12	4	20	0	20	5.0	0	14	1.7	1	1	14
UMUOLO, A.	11	0	10	0	10	0.0	1	0	0.9	1	1	10
CAMPBELL, T.	12	3	6	0	6	2.0	0	4	0.5	0	0	4
HUGHES, M.	12	1	5	0	5	5.0	0	5	0.4	0	1	5
SWAIN, B.	12	1	3	0	3	3.0	0	3	0.2	0	0	3
MOUGEY, D.	10	4	5	4	1	0.2	0	3	0.1	0	0	5
HAMILTON, L.	11	2	1	0	1	0.5	0	1	0.1	0	0	1
TEAM	5	3	0	4	-4	-1.3	0	0	-0.8			
SDSU TOTALS	12	359	1,553	306	1,247	3.5	19	59	103.9			
OPPONENTS	12	547	3,104	206	2,898	5.3	28	73	241.5			

PASSING

Player	G	Effic.	Cmp.	Att.	Int.	Pct.	Yds.	TD	Long	YPG
O'CONNELL, K.	12	124.78	257	439	8	58.5	3,063	15	97	255.2
SOKOLOSKI, K.	12	141.97	10	15	1	66.7	119	1	43	9.9
UMUOLO, A.	11	197.00	1	2	0	50.0	35	0	35	3.2
MOUGEY, D.	10	331.00	2	2	0	100.0	55	0	46	5.5
SDSU TOTALS	12	126.56	270	458	9	59.0	3,272	16	97	272.7
OPPONENTS	12	143.23	266	397	16	67.0	3,080	23	80	256.7

RECEIVING

Player	G	No.	Yds.	Avg.	TD	Long	YPG	20+	10+	Hi Re.	Hi Yd.
SWAIN, B.	12	58	973	16.8	5	75	81.1	13	33	10	224
SCHILENS, C.	8	35	679	19.4	3	97	84.9	13	18	8	215
MOUGEY, D.	10	32	368	11.5	2	27	36.8	3	17	8	90
BROWN, V.	12	31	349	11.3	2	62	29.1	3	12	9	71
SCHMIDT, S.	12	31	241	7.8	1	23	20.1	3	8	7	58
HENDERSON, A.	10	27	202	7.5	0	51	20.2	1	9	6	65
SULLIVAN, B.	11	18	119	6.6	0	23	10.8	1	4	6	68
BORNES, B.	12	16	106	6.6	0	24	8.8	1	3	5	33
WALLACE, R.	9	6	72	12.0	0	31	8.0	1	2	3	43
UMUOLO, A.	11	6	67	11.2	1	43	6.1	1	1	2	47
HAMILTON, L.	11	3	14	4.7	2	7	1.3	0	0	2	7
O'CONNELL, K.	12	2	44	22.0	0	35	3.7	1	1	1	35
SHAW, J.	5	2	14	7.0	0	7	2.8	0	0	1	7
WESLEY, M.	12	1	17	17.0	0	17	1.4	0	1	1	17
TOLEDO, J.	10	1	5	5.0	0	5	0.5	0	0	1	5
KAWULOK, M.	7	1	2	2.0	0	2	0.3	0	0	1	2
SDSU TOTALS	12	270	3,272	12.1	16	97	272.7				
OPPONENTS	12	266	3,080	11.6	23	80	256.7				

SCORING

Player	TD	FGs	----- PATs -----					Points	
			Kick	Rush	Rcv.	Pass	DXP		Safety
PALMER, G.	0	13-15	34-36	0-0	0	0-0	0	0	73
O'CONNELL, K.	11	0-0	0-0	0-0	0	0-2	0	0	66
SWAIN, B.	5	0-0	0-0	0-0	0	0-0	0	0	30
BORNES, B.	3	0-0	0-0	0-0	0	0-0	0	0	18
SCHILENS, C.	3	0-0	0-0	0-0	0	0-0	0	0	18
BROWN, V.	2	0-0	0-0	0-0	0	0-0	0	0	12
MOUGEY, D.	2	0-0	0-0	0-0	0	0-0	0	0	12
UMUOLO, A.	2	0-0	0-0	0-0	0	0-0	0	0	12
SULLIVAN, B.	2	0-0	0-0	0-0	0	0-0	0	0	12
HAMILTON, L.	2	0-0	0-0	0-0	0	0-0	0	0	12
SCHMIDT, S.	1	0-0	0-0	0-0	0	0-0	0	0	6
WESLEY, M.	1	0-0	0-0	0-0	0	0-0	0	0	6
FANTROY, M.	1	0-0	0-0	0-0	0	0-0	0	0	6
BROWN, D.	1	0-0	0-0	0-0	0	0-0	0	0	6
HOLMES, V.	1	0-0	0-0	0-0	0	0-0	0	0	6
HENDERSON, A.	1	0-0	0-0	0-0	0	0-0	0	0	6
SDSU TOTALS	38	13-15	34-36	0-0	0	0-2	0	0	301
OPPONENTS	53	15-17	50-52	0-0	0	0-1	0	0	413

2007 Statistics



► 2008 SAN DIEGO STATE FOOTBALL

2007 STATISTICS ◀ REVIEW

PUNT RETURNS

Player	No.	Yards	Avg.	TD	Long
SWAIN, B.	10	88	8.8	0	27
WESLEY, M.	2	43	21.5	0	22
BROWN, V.	1	8	8.0	0	8
SDSU TOTALS	13	139	10.7	0	27
OPPONENTS	32	261	8.2	0	48

KICKOFF RETURNS


Player	No.	Yards	Avg.	TD	Long
WESLEY, M.	26	568	21.8	1	89
BROWN, V.	25	547	21.9	0	49
SULLIVAN, B.	4	66	16.5	0	21
CAMPBELL, T.	4	55	13.8	0	17
KAWULOK, M.	3	20	6.7	0	10
BROWN, D.	1	18	18.0	0	18
SDSU TOTALS	63	1,274	20.2	1	89
OPPONENTS	55	1,218	22.1	0	49

INTERCEPTION RETURNS

Player	No.	Yards	Avg.	TD	Long
MOORE, A.	4	18	4.5	0	18
HOLMES, V.	4	65	16.2	1	35
FANTROY, M.	3	100	33.3	1	55
BOUDREAUX, C.	3	25	8.3	0	13
ALLEN, R.	1	0	0.0	0	0
HULL, M.	1	0	0.0	0	0
BASS, R.	1	11	11.0	0	11
SDSU TOTALS	16	219	13.7	2	55
OPPONENTS	9	217	24.1	2	80

FUMBLE RETURNS

Player	No.	Yards	Avg.	TD	Long
N/A					
SDSU TOTALS	0	0	0.0	0	0
OPPONENTS	2	46	23.0	0	29



Punter
Michael Hughes

PUNTING

Player	No.	Yards	Avg.	Lg.	In.20	50+	Blk.	Net yds.	Net Avg.
HUGHES, M.	72	3,163	43.9	75	15	18	1	2,902	40.3
TEAM	1	22	22.0	22	0	0	0	22	22.0
SDSU TOTALS	73	3,185	43.6	75	15	18	1	2,924	40.1
OPPONENTS	49	1,980	40.4	63	19	11	0	1,841	37.6

FIELD GOALS

Player	FGM-A	Pct.	10-19	20-29	30-39	40-49	50-59	60+	Lg.
PALMER, G.	13-15	86.7	0-0	3-3	4-5	5-5	1-2	0	50
WSU: 23gd, 53ng; ASU: 48gd, 50gd; PSU: 36gd; UC: 33gd, 33ng; CSU: 33gd; Utah: none; UNM: 29gd; UW: none; LV: 22gd; AF: 40gd; TCU: 44gd, 35gd; BYU: 41gd, 41gd									
SDSU TOTALS	13-15	86.7	0-0	3-3	4-5	5-5	1-2	50	0
OPPONENTS	15-17	88.2	0-0	2-2	9-9	3-4	1-2	51	0

TOTAL OFFENSE

Player	G	Plays	Rush	Pass	Total	YPG
O'CONNELL, K.	12	574	408	3,063	3,471	289.2
BORNES, B.	12	88	354	0	354	29.5
SULLIVAN, B.	11	58	220	0	220	20.0
HENDERSON, A.	10	44	183	0	183	18.3
SOKOLOSKI, K.	12	19	20	119	139	11.6
MOUGEY, D.	10	6	1	55	56	5.6
UMUOLO, A.	11	2	10	35	45	4.1
WESLEY, M.	12	4	20	0	20	1.7
BROWN, D.	9	12	20	0	20	2.2
CAMPBELL, T.	12	3	6	0	6	0.5
HUGHES, M.	12	1	5	0	5	0.4
SWAIN, B.	12	1	3	0	3	0.2
HAMILTON, L.	11	2	1	0	1	0.1
TEAM	5	3	-4	0	-4	-0.8
SDSU TOTALS	12	817	1,247	3,272	4,519	376.6
OPPONENTS	12	944	2,898	3,080	5,978	498.2

ALL PURPOSE YARDAGE

Player	G	Rush	Rec.	PR	KOR	IR	Total	YPG
SWAIN, B.	12	3	973	88	0	0	1064	88.7
BROWN, V.	12	0	349	8	547	0	904	75.3
SCHILENS, C.	8	0	679	0	0	0	679	84.9
WESLEY, M.	12	20	17	43	568	0	648	54.0
BORNES, B.	12	354	106	0	0	0	460	38.3
O'CONNELL, K.	12	408	44	0	0	0	452	37.7
SULLIVAN, B.	11	220	119	0	66	0	405	36.8
HENDERSON, A.	10	183	202	0	0	0	385	38.5
MOUGEY, D.	10	1	368	0	0	0	369	36.9
SCHMIDT, S.	12	0	241	0	0	0	241	20.1
FANTROY, M.	12	0	0	0	0	100	100	8.3
UMUOLO, A.	11	10	67	0	0	0	77	7.0
WALLACE, R.	9	0	72	0	0	0	72	8.0
HOLMES, V.	12	0	0	0	0	65	65	5.4
CAMPBELL, T.	12	6	0	0	55	0	61	5.1
BROWN, D.	9	20	0	0	18	0	38	4.2
BOUDREAUX, C.	12	0	0	0	0	25	25	2.1
KAWULOK, M.	7	0	2	0	20	0	22	3.1
SOKOLOSKI, K.	12	20	0	0	0	0	20	1.7
MOORE, A.	12	0	0	0	0	18	18	1.5
HAMILTON, L.	11	1	14	0	0	0	15	1.4
SHAW, J.	5	0	14	0	0	0	14	2.8
BASS, R.	12	0	0	0	0	11	11	0.9
TOLEDO, J.	10	0	5	0	0	0	5	0.5
HUGHES, M.	12	5	0	0	0	0	5	0.4
TEAM	5	-4	0	0	0	0	-4	-0.8
SDSU TOTALS	12	1,247	3,272	139	1,274	219	6,151	512.6
OPPONENTS	12	2,898	3,080	261	1,218	217	7,674	639.5

AZTEC FOOTBALL MEDIA GUIDE

2007 Statistics



► 2008 SAN DIEGO STATE FOOTBALL

DEFENSE

Player	GP	Tackles			TFL/Yds.	Sacks	Pass Def		QBH	Fumbles		Blk	
		Solo	Ast.	Total			Int.-Yds	BrUp		Rcv.-Yds	FF	Kick	Saf.
ALLEN, R.	12	71	48	119	5.5-18	1.0-6	1-0	6	.	1-0	.	.	
BASS, R.	12	71	32	103	3.0-9	.	0-11	2	.	1-0	1	.	
LAOLAGI, L.	12	48	46	94	6.0-20	1.5-9	.	4	
BOUDREAUX, C.	12	53	31	84	3.0-12	.	3-25	8	.	.	1	.	
PRESTON, A.	11	40	32	72	7.0-23	1.0-7	
MOORE, A.	12	42	17	59	4.5-8	.	4-18	7	
OSBORN, N.	12	28	26	54	8.5-33	4.0-24	.	2	.	.	1	.	
WILLIAMS, B.J.	12	20	25	45	4.0-26	1.5-17	.	1	
SOTO, J.	12	22	13	35	4.5-19	3.0-15	.	2	.	.	1	.	
FIFITA, S.	12	12	17	29	6.0-23	3.0-16	.	.	2	.	.	.	
SPENCER, N.	12	15	13	28	0.5-0	
HOLMES, V.	12	21	5	26	0.5-2	.	4-65	3	.	1-0	.	.	
NWANSI, O.	12	12	10	22	1.0-3	1-0	.	.	
MCKAY, T.J.	7	11	8	19	
LAWSON, E.	12	9	8	17	.	.	.	2	
FANTROY, M.	12	15	2	17	.	.	3-100	.	.	1-0	.	.	
MILLING, J.	5	12	3	15	
MARTIN, B.	6	4	9	13	.	.	.	2	
JAMES, S.	9	7	6	13	.	.	.	2	
CAMPBELL, T.	12	10	2	12	
DEMARTINIS, T.	12	7	3	10	
HEMMINGS, D.	12	9	1	10	1	.	
YARBROUGH, M.	11	4	5	9	
DUNKLE, F.	9	6	2	8	
CLARKE, Z.	6	5	3	8	
HULL, M.	11	4	3	7	.	.	1-0	
HORN, R.	12	5	2	7	
SCHMITT, T.	12	5	1	6	
STEWART, M.	7	3	3	6	.	.	.	3	
SANDFORD, N.	6	4	1	5	
SCHMIDT, S.	12	4	.	4	
ARMSTRONG, G.	12	3	1	4	
STANBRA, B.	4	.	3	3	
UMUOLO, A.	11	2	1	3	1	.	
HAMILTON, L.	11	2	1	3	
CRAWFORD, T.	9	2	1	3	1	.	
NELSON, P.	11	2	1	3	
PALMER, G.	12	2	.	2	
WESLEY, M.	12	.	1	1	
SHAW, J.	5	1	.	1	
WALLACE, R.	9	1	.	1	
DOMBROWSKI, B.	10	1	.	1	
WILLIAMS, A.	3	.	1	1	
SULLIVAN, B.	11	1	.	1	.	.	.	1	
TOLEDO, J.	10	1	.	1	
MOUGEY, D.	10	1	.	1	
KAWULOK, M.	7	.	1	1	
TEAM	5	1-0	.	.	
TOTALS	12	598	388	986	54-196	15-94	16-219	43	4	6-0	7	.	
OPPONENTS	12	480	286	766	68-323	30-211	9-217	53	3	7-46	8	2	

GAME SUMMARIES

Game	Score By Quarters				First Downs			Rushing		Passing		Total Off.		Return		Punting		Fumbles		Pen.		Third		Avg.	
	Score	1	2	3	4	Tot	Ru	Pa	Pn	Att	Yards	TD	A-C	I	Yards	TD	Att	Yards	Yards	No-Avg	No-Lost	No-Yds	Downs	F. Pos	ToP
SDSU	17	10	0	0	7	21	5	10	1	23	114	1	47-30-1	285	1	70	399	180	4-42.0	0-0	13-105	7-15	SD27	29:11	
at Wash. St.	45	10	14	14	7	36	10	24	2	35	185	1	47-38-1	469	5	82	654	89	2-23.0	0-0	9-80	7-11	WS26	30:49	
SDSU	13	3	7	3	0	17	7	9	1	31	143	1	38-22-1	180	0	69	323	142	7-38.3	0-0	7-65	6-18	SD30	28:54	
at Ariz. St.	34	14	10	7	3	26	14	11	1	40	268	2	22-16-1	268	2	62	479	168	3-40.7	0-0	8-73	4-9	AS31	31:00	
at SDSU	52	14	21	3	14	27	8	18	1	33	122	1	22-34-0	474	5	67	596	124	2-52.0	1-0	8-81	7-11	SD30	29:39	
Portland St.	17	7	7	0	3	24	5	19	0	18	13	2	42-61-3	445	0	79	458	75	4-46.5	4-1	5-45	5-15	PS23	30:21	
at SDSU	23	3	7	0	13	16	4	11	1	24	65	0	33-24-1	312	2	57	377	213	5-43.4	1-1	6-62	4-12	SD29	25:05	
Cincinnati	52	7	28	7	10	30	15	13	2	50	263	2	32-21-3	284	4	82	547	192	1-52.0	2-0	10-78	9-15	UC27	34:55	
SDSU	24	7	0	3	14	19	12	7	0	44	148	3	27-14-0	230	0	71	378	25	9-41.4	0-0	3-21	5-16	SD27	31:11	
at Colo. St.	20	0	0	13	7	16	9	7	0	39	139	1	27-14-1	188	1	66	327	39	5-48.8	0-0	3-15	5-15	CS33	28:41	
SDSU	7	0	7	0	0	12	5	4	3	29	62	1	32-15-1	149	0	61	211	53	7-48.4	2-1	7-45	5-15	SD28	26:46	
at Utah	23	3	6	14	0	27	18	9	0	46	282	0	32-24-1	232	2	78	514	110	3-35.7	1-1	8-84	4-12	UU34	33:14	
at SDSU	17	0	10	7	0	14	6	8	0	43	166	2	26-18-0	133	0	69	299	115	9-35.1	4-2	7-47	7-18	SD33	32:31	
New Mexico	20	3	7	0	10	19	8	10	1	38	126	1	35-18-2	239	1	73	365	129	7-38.4	0-0	7-55	4-16	NM30	27:29	
at SDSU	27	0	7	13	7	16	2	14	0	24	58	2	45-20-2	249	2	69	307	130	10-48.1	0-0	3-29	6-17	SD27	24:00	
Wyoming	24	14	7	0	3	18	10	7	1	47	91	0	30-22-1	159	2	77	250	243	10-39.8	1-0	2-10	7-20	WY34	36:00	
SDSU	38	14	7	0	17	18	7	10	1	26	144	1	23-17-1	196	2	49	318	205	4-47.3	0-0	3-20	3-9	SD36	23:10	
at UNLV	30	0	0	14	16	24	12	12	0	49	275	1	29-18-1	207	3	78	482	131	5-41.2	2-0	3-33	10-19	LV25	36:50	
SDSU	23	7	10	6	0	21	3	16	2	35	96	2	47-29-1	410	1	82	506	131	4-54.8	0-0	4-35	7-18	SD28	30:59	
at Air Force	55	14	14	21	6	30	24	5	1	64	569	8	14-8-1	101	0	78	670	89	4-41.3	2-1	7-66	7-13	AF25	29:01	
at SDSU	33	17	7	3	6	15	4	11	0	21	75	2	51-26-0	366	2	72	441	150	9-44.7	0-0	4-29	4-17	SD28	19:46	
TCU	45	0	21	21	3	39	21	18	0	69	376	6	42-26-0	318	0	111	694	164	4-37.5	3-3	0-0	15-23	TC31	40:14	
at SDSU	27	7	6	7	7	22	7	13	2	26	68	2	55-33-1	288	1	81	356	91	3-36.3	0-0	7-64	13-21	SD33	25:40	
BYU	48	13	7	14	14	33	22	10	1	52	311	4	26-19-1	227	3	78	538	112	1-47.0	1-0	7-71	6-9	BY32	34:20	

2007 Statistics



► 2008 SAN DIEGO STATE FOOTBALL

2007 STATISTICS ◀ REVIEW

OFFENSIVE STARTERS

Pos.	Wash. St.	Ariz. St.	Port. St.	Cincinnati	Colo. St.	Utah	UNM	Wyoming	UNLV	Air Force	TCU	BYU
LT	Robinson	Robinson	Robinson	Robinson	Robinson	Robinson	Robinson	Robinson	Robinson	Robinson	Robinson	Robinson
LG	Schmidt, M.	Schmidt, M.	Schmidt, M.	Schmidt, M.	Schmidt, M.	Schmidt, M.	Schmidt, M.	Schmidt, M.	Schmidt, M.	Schmidt, M.	Schmidt, M.	Schmidt, M.
C	Iosefa	Iosefa	Iosefa	Iosefa	Iosefa	Iosefa	Iosefa	Iosefa	Iosefa	Iosefa	Iosefa	Iosefa
RG	Amano	Amano	Amano	Amano	Amano	Amano	Dombrowski	Dombrowski	Dombrowski	Dombrowski	Dombrowski	Dombrowski
RT	Kravetz	Kravetz	Kravetz	Kravetz	Kravetz	Kravetz	Kravetz	Kravetz	Kravetz	Kravetz	Kravetz	Kravetz
R	Schilens	Schilens	Wesley	Brown, V.	Brown, V.		Brown, V.	Schilens	Brown, V.	Brown, V.	Brown, V.	Brown, V.
W	Swain	Swain	Swain	Swain	Swain	Swain	Swain	Swain	Swain	Swain	Swain	Swain
X	Mougey	Mougey		Mougey	Mougey	Mougey	Wallace	Brown, V.	Schilens	Schilens	Mougey	Schilens
TE	Schmidt, S.	Schmidt, S.	Schmidt, S.	Schmidt, S.		Schmidt, S.	Schmidt, S.	Schmidt, S.	Schmidt, S.	Schmidt, S.	Schmidt, S.	Schmidt, S.
RB	Bornes	Bornes	Bornes	Bornes	Bornes	Bornes	Bornes	Sullivan	Sullivan	Henderson	Henderson	Henderson
QB	O'Connell	O'Connell	O'Connell	O'Connell	O'Connell	O'Connell	O'Connell	O'Connell	O'Connell	O'Connell	O'Connell	O'Connell
FB			Hamilton			Sullivan						
TE						Kawulok						

DEFENSIVE STARTERS

Pos.	Wash. St.	Ariz. St.	Port. St.	Cincinnati	Colo. St.	Utah	UNM	Wyoming	UNLV	Air Force	TCU	BYU
DE	Fifita	Fifita	Fifita	Fifita	Fifita	Soto	Soto	Spencer	Soto	Soto	Soto	Soto
DT	Nelson	Nelson	Nwansi	Nwansi	Nwansi	Nwansi	Nwansi	Nwansi	Nwansi	Nwansi	Nwansi	Nwansi
DE	Osborn	Osborn	Osborn	Osborn	Osborn	Osborn	Osborn	Osborn	Osborn	Osborn	Osborn	Osborn
R	Williams, B.J.	Williams, B.J.	Soto	Williams, B.J.	Williams, B.J.	Williams, B.J.	Williams, B.J.	Williams, B.J.	Williams, B.J.	Fifita	Fifita	Fifita
WLB	Martin	Martin	Preston	Preston	Preston	Preston	Hull	Preston	Preston	Preston	Preston	Preston
MLB	Laolagi	Laolagi	Laolagi	Laolagi	Laolagi	Laolagi	Laolagi	Laolagi	Laolagi	Laolagi	Laolagi	Laolagi
SLB	Allen	Allen	Allen	Allen	Allen	Allen	Allen	Allen	Allen	Allen	Allen	Allen
CB	Moore	Moore	McKay	Moore	Moore	Moore	Moore	Moore	Moore	Moore	Moore	Moore
FS	Boudreaux	Boudreaux	Boudreaux	Boudreaux	Boudreaux	Boudreaux	Boudreaux	Boudreaux	Boudreaux	Boudreaux	Boudreaux	Boudreaux
SS	Bass	Bass	Bass	Bass	Bass	Bass	Bass	Bass	Bass	Bass	Bass	Bass
CB	James	James	James	James	Holmes	Holmes	Holmes	Holmes	Hiolmes	Holmes	Holmes	Stewart

DRIVE ENGINEERING

Quarterback	Drives		Drives Ended By							Points Yielded	Pts./ Drive	QB Efficiency
	Started	TD	FG	MFG	Punts	Downs	TO	SF	Clock			
O'Connell	151	33	13	2	70	5	13	0	9	274	1.81	33.8
Sokoloski	6	2	0	0	0	2	1	0	2	7	1.17	50.0
SAN DIEGO STATE	157	35	13	2	70	7	14	0	11	281	1.79	34.2
OPPONENTS	157	52	15	2	48	6	22	0	11	436	2.78	47.3

QB Efficiency is drives that resulted in scores or missed field goals divided by number of drives minus drives ended by the clock.
When two quarterbacks are involved in a drive, the quarterback that began the drive will receive credit for points yielded.

RED ZONE

	Times		Drives Ended By							Total Points	TD Pct.	Scoring Pct.
	Inside Opp. 20	TD	FG	MFG	Punts	Downs	TO	SF	Clock			
SAN DIEGO STATE	38	25	10	1	0	2	0	0	0	204	65.8	91.1
OPPONENTS	46	34	7	0	0	1	2	0	0	258	73.9	89.1

AVERAGE STARTING FIELD POSITION

	Times		Total Yard Line	Average Field Pos	Started in Opp.	Scores	TD	FG	MFG	Punts	Downs	TO	Clock	Total Points
	Started	TD												
SAN DIEGO STATE	157	4,533	28.87	18	46	34	12	2	55	5	13	10	277	
OPPONENTS	157	4,818	30.69	15	62	49	13	2	42	7	20	11	386	

Does not include defensive returns for touchdowns.

TURNOVERS

San Diego State's 16 turnovers led to 55 Opponent points: 7 TD, 2 FG; 13.3% of Opponents' total points (413).
Opponent's 22 turnovers led to 51 San Diego State points: 6 TD, 3 FG; 16.9% of San Diego State's total points (301).

Line of Scrimmage	Own Territory					Opponent Territory					Returned Total for TD	-----TO By Quarter-----				
	EZ/G-10	11-20	21-30	31-40	41-50	49-40	39-30	29-20	19-109-G/EZ	1		2	3	4		
SAN DIEGO STATE TOs	1	1	1	2	1	4	3	3	0	0	15	3	5	3	4	4
OPPONENTS TOs	0	2	5	1	5	1	2	4	0	2	21	0	5	5	4	7

Yard line refers to where opponent took over possession.

AZTEC FOOTBALL MEDIA GUIDE

2007 Statistics



► 2008 SAN DIEGO STATE FOOTBALL

SDSU SCORING DRIVES

Opponent	Drive		Type of	Score	Qtr/Time	Drive Start	Scoring Play
	Plays	Yds.					
Wash. St.	11	61	4:39	FG	1st/10:21	SD33	Palmer 23-yd FG
Wash. St.	2	70	0:19	TD	1st/7:50	SD30	Bornes 59-yd run
Wash. St.	4	47	2:01	TD	4th/12:52	WS47	Mougey 19-yd from O'Connell
Arizona St.	7	19	2:54	FG	1st/4:45	SD50	Palmer 48-yd FG
Arizona St.	7	78	3:14	TD	2nd/7:58	SD22	O'Connell 3-yd run
Arizona St.	9	40	3:42	FG	3rd/0:00	SD28	Palmer 50-yd FG
Port. St.	6	41	2:45	TD	1st/12:15	PS41	Mougey 8-yd from O'Connell
Port. St.	7	70	3:30	TD	1st/5:25	SD30	Swain 30-yard from O'Connell
Port. St.	8	91	3:26	TD	2nd/13:02	SD9	Swain 53-yard from O'Connell
Port. St.	1	75	0:19	TD	2nd/10:04	SD25	Swain 75-yard from O'Connell
Port. St.	8	76	3:29	TD	2nd/1:06	SD24	Bornes 7-yard run
Port. St.	11	69	3:56	FG	3rd/7:49	SD13	Palmer 36-yard FG
Port. St.	6	79	2:12	TD	4th/11:59	SD21	Brown 62-yard from O'Connell
Port. St.	7	58	4:14	TD	4th/4:13	SD42	Umuolo 10-yard run
Cincinnati	5	25	1:12	FG	1st/2:25	UC40	Palmer 33-yard FG
Cincinnati	7	50	2:40	TD	2nd/2:19	SD50	Hamilton 7-yard from O'Connell
Cincinnati	6	79	3:33	TD	4th/1:12	SD21	Umuolo 43-yard from Sokolowski
Colo. St.	12	80	5:36	TD	1st/9:24	SD20	O'Connell 1-yard run
Colo. St.	8	64	2:24	FG	3rd/4:29	SD20	Palmer 33-yard FG
Colo. St.	6	75	1:16	TD	4th/13:36	SD25	O'Connell 16-yard run
Colo. St.	7	80	1:40	TD	4th/0:40	SD20	O'Connell 1-yard run
Utah	5	61	2:25	TD	2nd/8:52	SD39	Sullivan 5-yard run
New Mexico	12	59	4:23	FG	2nd/14:08	SD30	Palmer 29-yard FG
New Mexico	3	5	1:09	TD	2nd/12:02	NM05	O'Connell 1-yard run
New Mexico	7	59	3:00	TD	3rd/9:17	SD41	O'Connell 23-yard run
Wyoming	7	64	1:05	TD	2nd/0:13	SD36	Schilens 5-yard from O'Connell
Wyoming	5	83	1:46	TD	3rd/7:47	SD17	O'Connell 29-yard run
Wyoming	8	66	3:23	TD	3rd/2:57	SD34	Sullivan 6-yard run
Wyoming	6	38	2:40	TD	4th/1:06	WY38	V. Brown 27-yard from O'Connell
UNLV	10	91	4:06	TD	1st/4:46	SD09	Schmidt 3-yard from O'Connell
UNLV	1	49	0:08	TD	1st/1:53	LV49	Schilens 49-yard from O'Connell
UNLV	9	75	4:39	TD	2nd/9:38	SD25	Bornes 15-yard run
UNLV	9	74	3:34	FG	4th/4:37	SD22	Palmer 22-yard FG
Air Force	11	47	4:39	TD	1st/6:03	AF47	O'Connell 1-yard run
Air Force	6	50	1:27	FG	2nd/10:21	SD29	Palmer 40-yard FG
Air Force	11	72	4:25	TD	2nd/2:22	SD28	Henderson 6-yard run
Air Force	8	80	3:03	TD	3rd/4:11	SD20	Swain 9-yard from O'Connell
TCU	9	58	2:46	FG	1st/9:07	SD16	Palmer 44-yard FG
TCU	2	97	0:25	TD	1st/6:18	SD03	Schilens 97-yd from O'Connell
TCU	3	48	0:35	TD	1st/5:43	TC48	Brown 3-yard run
TCU	6	56	1:45	TD	2nd/0:34	SD44	Swain 62-yard from O'Connell
TCU	6	41	2:09	FG	3rd/3:26	SD42	Palmer 35-yard FG
TCU	13	89	2:42	TD	4th/1:37	SD11	O'Connell 12-yard run
BYU	16	65	5:00	TD	1st/4:55	SD35	O'Connell 7-yard run
BYU	7	1	2:05	FG	2nd/5:39	BY24	Palmer 41-yard FG
BYU	8	43	1:11	FG	2nd/0:00	SD34	Palmer 41-yard FG
BYU	14	68	5:43	TD	3rd/6:49	SD32	Hamilton 3-yard from O'Connell
BYU	14	81	2:40	TD	4th/9:37	SD19	O'Connell 2-yard run

OPPONENT SCORING DRIVES

Opponent	Drive		Type of	Score	Qtr/Time	Drive Start	Scoring Play
	Plays	Yds.					
Wash. St.	5	67	2:12	TD	1st/8:09	WS33	Gibson 6-yard from Brink
Wash. St.	12	72	4:43	FG	1st/3:07	WS14	Abdollmohammadi 31-yard FG
Wash. St.	7	63	2:13	TD	2nd/13:39	SD40	Tardy 1-yard run
Wash. St.	5	77	1:27	TD	2nd/9:58	WS23	Anderson 39-yard from Brink
Wash. St.	9	71	3:02	TD	3rd/11:58	WS29	Collins 3-yard from Brink
Wash. St.	8	87	2:55	TD	3rd/5:38	WS13	Woodard 18-yard from Brink
Wash. St.	10	86	4:55	TD	4th/7:57	WS14	Gibson 31-yard from Brink
Arizona St.	5	36	1:34	TD	1st/12:10	SD36	Williams 19-yard from Carpenter
Arizona St.	4	60	1:31	TD	1st/3:08	AS40	Herring 46-yard run
Arizona St.	11	42	5:24	FG	2nd/7:48	AS27	Weber 48-yard FG
Arizona St.	4	76	0:36	TD	2nd/0:41	AS24	Burgess 30-yard from Carpenter
Arizona St.	10	85	4:31	TD	3rd/3:50	AS15	Herring 1-yard run
Arizona St.	9	66	4:08	FG	4th/5:03	AS20	Weber 31-yard
Port. St.	12	85	3:57	TD	1st/1:28	PS15	Sobomehin 1-yard run
Port. St.	8	76	2:39	TD	2nd/10:23	PS24	Sobomehin 1-yard run
Port. St.	13	51	5:06	FG	4th/14:11	PS19	Chalmers 47-yard FG
Cincinnati	14	69	5:40	TD	1st/5:55	UC31	Glatthaar 1-yard run
Cincinnati	7	71	2:28	TD	2nd/14:57	UC29	Goodman 11-yard from Mauk
Cincinnati	11	80	5:19	TD	2nd/7:24	UC20	Barnett 4-yard from Mauk
Cincinnati	2	80	0:14	TD	2nd/4:59	UC20	Barnett 80-yard from Mauk
Cincinnati	9	70	1:41	TD	2nd/0:38	UC30	Goodman 11-yard from Mauk
Cincinnati	6	61	2:13	TD	3rd/12:47	UC39	Moore 21-yard run
Cincinnati	14	52	8:13	FG	4th/6:28	UC35	Rogers 30-yard FG
Colo. St.	4	3	2:11	FG	3rd/11:13	SD25	Smith 39-yard FG
Colo. St.	7	43	2:31	TD	3rd/6:58	SD43	Hanie 1-yard run
Colo. St.	6	17	1:22	FG	3rd/0:00	SD20	Smith 20-yard FG
Colo. St.	8	86	3:44	TD	4th/2:29	CS14	Morton 40-yard from Hanie
Utah	13	53	5:18	FG	1st/5:14	UU32	Sakoda 32-yard FG
Utah	12	36	6:07	FG	1st/11:21	UU30	Sakoda 51-yard FG
Utah	9	61	0:55	FG	2nd/0:05	UU29	Sakoda 27-yard FG
Utah	3	70	0:48	TD	3rd/9:53	UU30	Brooks 11-yard from Louks
Utah	7	74	2:15	TD	3rd/5:27	UU26	Mack 7-yard pass Johnson
New Mexico	8	48	3:48	FG	1st/6:53	NM38	Sullivan 31-yard FG
New Mexico	13	94	2:30	TD	2nd/0:11	NM06	Brown 25-yard from Porterie
New Mexico	10	62	3:19	FG	4th/13:04	NM16	Sullivan 38-yard FG
New Mexico	8	65	1:31	TD	4th/0:15	NM35	Ferguson 6-yard run
Wyoming	9	57	2:42	TD	1st/10:22	WY43	Ford 19-yard from Sween
Wyoming	7	52	3:38	TD	2nd/1:18	WY48	Ford 30-yard from Sween
Wyoming	9	25	3:24	FG	4th/11:38	WY48	Vinnedge 44-yard FG
UNLV	8	80	4:43	TD	3rd/8:27	LV20	Anthony 31-yard from Dixon
UNLV	5	81	1:57	TD	3rd/4:39	LV19	Trotter 17-yard rush
UNLV	7	27	3:11	FG	4th/13:34	SD45	Aguayo 35-yard FG
UNLV	12	78	4:52	TD	4th/8:19	LV22	Flair 13-yard from Dixon
UNLV	6	66	1:03	TD	4th/0:07	LV34	Anthony 36-yard from Dixon
Air Force	2	54	0:18	TD	1st/3:59	AF46	Ollis 54-yard run
Air Force	2	29	0:23	TD	1st/1:03	SD29	Paffett 4-yard run
Air Force	8	69	2:51	TD	2nd/11:53	AF31	Hall 3-yard run
Air Force	3	85	1:04	TD	2nd/6:55	AF15	Paffett 73-yard run
Air Force	8	71	2:28	TD	3rd/12:26	AF29	Ollis 31-yard run
Air Force	9	79	2:55	TD	3rd/7:14	AF21	Paffett 4-yard run
Air Force	7	85	2:12	TD	3rd/1:54	AF15	Carney 40-yard run
Air Force	9	96	4:04	TD	4th/10:50	AF04	Hall 32-yard run
TCU	12	74	3:05	TD	2nd/13:20	TC26	Christian 2-yard run
TCU	13	75	3:57	TD	2nd/7:09	TC25	Dalton 14-yard run
TCU	8	65	3:57	TD	2nd/2:19	TC35	Turner 5-yard run
TCU	7	36	1:37	TD	3rd/10:00	SD36	Turner 6-yard run
TCU	8	77	2:46	TD	3rd/5:35	TC23	Turner 14-yard run
TCU	2	70	0:36	TD	3rd/2:40	TC30	Turner 41-yard run
TCU	15	65	5:26	FG	4th/10:31	TC20	Manfredini 33-yard FG
BYU	9	60	3:38	TD	1st/9:55	BY40	Unga 8-yard from Hall
BYU	12	67	4:53	TD	1st/0:02	BY33	Unga 1-yard run
BYU	9	71	4:28	TD	2nd/1:11	BY29	Collie 17-yard from Hall
BYU	7	54	2:28	TD	3rd/12:32	BY46	Unga 7-yard run
BYU	12	72	5:57	TD	3rd/0:52	BY28	Unga 3-yard run
BYU	8	68	2:36	TD	4th/12:17	BY32	Vakapuna 2-yard run
BYU	9	78	5:17	TD	4th/4:20	BY22	Pitta 13-yard Hall

SCORING DRIVE ANALYSIS

Distance (minus)	SDSU		Opponent	
	TD	FG	TD	FG
0-9	1	1	-	1
10-19	-	1	-	1
20-29	-	1	1	2
30-39	1	-	2	1
40-49	5	3	1	2
50-59	4	3	4	3
60-69	5	3	12	4
70-79	10	1	17	2
80-89	6	-	11	-
90-99	3	-	2	-

GAME OPENING DRIVES

Game	Pts.	SDSU			Opponent		
		FD	Yds.	Pts.	FD	Yds.	
at Wash. St.	3	4	61	7	4	67	
at Ariz. St.	0	1	16	7	2	36	
Portland St.	7	2	41	0	1	15	
Cincinnati	0	2	30	7	4	69	
at Colo. St.	7	3	80	0	0	9	
at Utah	0	0	2	0	2	57	
New Mexico	0	0	9	0	0	6	
Wyoming	0	0	0	0	0	9	
at UNLV	7	3	91	0	2	38	
at Air Force	0	1	23	0	1	14	
TCU	0	0	7	0	2	31	
BYU	0	0	1	7	4	60	

2ND-HALF OPENING DRIVES

Game	Pts.	SDSU			Opponent		
		FD	Yds.	Pts.	FD	Yds.	
at Wash. St.	0	2	11	7	4	71	
at Ariz. St.	0	2	33	0	1	16	
Portland St.	3	3	69	0	2	52	
Cincinnati	0	1	20	7	3	61	
at Colo. St.	0	0	-7	3	0	3	
at Utah	0	0	-5	0	1	13	
New Mexico	7	4	59	0	1	13	
Wyoming	0	0	6	0	3	30	
at UNLV	0	0	0	7	4	80	
at Air Force	0	1	26	7	3	71	
TCU	0	0	0	0	2	36	
BYU	7	4	68	7	4	54	

REVIEW ► 2007 STATISTICS AZTEC FOOTBALL MEDIA GUIDE

MWC Statistics



► 2008 SAN DIEGO STATE FOOTBALL

MWC STATISTICS ◀ REVIEW

2007 MWC STANDINGS

	Mountain West			Overall		
	W	L	Pct.	W	L	Pct.
1. BYU	8	0	1.000	11	2	.846
2. Air Force	6	2	.750	9	4	.692
3. Utah	5	3	.625	9	4	.692
New Mexico	5	3	.625	9	4	.692
5. TCU	4	4	.500	8	5	.615
6. San Diego State	3	5	.375	4	8	.333
7. Wyoming	2	6	.250	5	7	.417
Colorado State	2	6	.250	3	9	.250
9. UNLV	1	7	.125	2	10	.167

SCORING OFFENSE

	G	TD	XP	2XP	DXP	FG	Saf	Pts	Avg
1. BYU	13	52	47	1	0	10	0	391	30.1
2. Air Force	13	48	44	0	0	19	0	389	29.9
3. Utah	13	41	38	0	0	19	0	341	26.2
4. TCU	13	39	37	1	0	22	0	339	26.1
5. Colorado St.	12	37	34	0	0	16	0	304	25.3
6. San Diego St.	12	38	34	0	0	13	0	301	25.1
7. New Mexico	13	33	30	2	0	29	1	321	24.7
8. Wyoming	12	28	22	2	0	13	0	233	19.4
9. UNLV	12	24	21	1	0	17	0	218	18.2

SCORING DEFENSE

	G	TD	XP	2XP	DXP	FG	Saf	Pts	Avg
1. Utah	13	24	21	3	0	16	0	219	16.8
2. BYU	13	27	21	2	0	18	0	241	18.5
3. TCU	13	27	25	0	0	18	1	243	18.7
4. New Mexico	13	28	28	0	0	17	0	247	19.0
5. Air Force	13	33	29	1	0	15	0	274	21.1
6. Wyoming	12	37	30	1	0	19	0	311	25.9
7. UNLV	12	42	36	2	0	17	0	343	28.6
8. Colorado St.	12	45	43	1	0	18	0	369	30.8
9. San Diego St.	12	53	50	0	0	15	0	413	34.4

PASS OFFENSE

	G	Att-Cmp-Int	Pct	Yds	Avg	TD	Yds/g
1. BYU	13	503-300-13	59.6	3879	7.7	26	298.4
2. San Diego St.	12	458-270-9	59.0	3272	7.1	16	272.7
3. New Mexico	13	437-253-10	57.9	3070	7.0	16	236.2
4. TCU	13	443-259-12	58.5	2881	6.5	13	221.6
5. UNLV	12	409-224-15	54.8	2550	6.2	12	212.5
6. Colorado St.	12	317-197-15	62.1	2546	8.0	18	212.2
7. Utah	13	401-248-13	61.8	2628	6.6	18	202.2
8. Wyoming	12	412-242-19	58.7	2315	5.6	12	192.9
9. Air Force	13	214-130-5	60.7	1558	7.3	9	119.8

PASS DEFENSE

	G	Att-Cmp-Int	Pct	Yds	Avg	TD	Yds/g
1. Utah	13	428-216-17	50.5	2395	5.6	9	184.2
2. New Mexico	13	416-229-11	55.0	2566	6.2	16	197.4
3. UNLV	12	341-203-11	59.5	2439	7.2	14	203.2
4. Colorado St.	12	333-209-7	62.8	2495	7.5	15	207.9
5. Wyoming	12	365-208-11	57.0	2512	6.9	18	209.3
6. BYU	13	448-257-16	57.4	2735	6.1	12	210.4
7. TCU	13	465-250-16	53.8	2862	6.2	13	220.2
8. Air Force	13	426-249-15	58.5	3019	7.1	16	232.2
9. San Diego St.	12	397-266-16	67.0	3080	7.8	23	256.7

TURNOVER RATIO

	G	Gained	Lost	Mar	Per/g
		Fum-Int-Tot	Fum-Int-Tot		
1. Utah	13	16-17-33	9-13-22	+11	0.85
2. Air Force	13	13-15-28	13-5-18	+10	0.77

3. San Diego St.	12	6-16-22	7-9-16	+6	0.50
4. UNLV	12	11-11-22	6-15-21	+1	0.08
5. New Mexico	13	14-11-25	15-10-25	+0	0.00
6. Colorado St.	12	15-7-22	7-15-22	+0	0.00
7. BYU	13	4-16-20	13-13-26	-6	-0.46
8. TCU	13	5-16-21	16-12-28	-7	-0.54
9. Wyoming	12	8-11-19	12-19-31	-12	-1.00

RUSHING OFFENSE

	G	No	Yds	Avg	TD	Yds/g
1. Air Force	13	721	3894	5.4	36	299.5
2. Utah	13	541	2177	4.0	20	167.5
3. Colorado St.	12	521	2000	3.8	15	166.7
4. TCU	13	574	2145	3.7	21	165.0
5. BYU	13	493	1877	3.8	24	144.4
6. UNLV	12	436	1688	3.9	11	140.7
7. New Mexico	13	503	1767	3.5	16	135.9
8. Wyoming	12	467	1558	3.3	14	129.8
9. San Diego St.	12	359	1247	3.5	19	103.9

RUSHING DEFENSE

	G	No	Yds	Avg	TD	Yds/g
1. BYU	13	429	1267	3.0	12	97.5
2. TCU	13	461	1345	2.9	12	103.5
3. New Mexico	13	490	1593	3.3	9	122.5
4. Wyoming	12	491	1473	3.0	13	122.8
5. Air Force	13	514	1774	3.5	16	136.5
6. Utah	13	487	1876	3.9	14	144.3
7. UNLV	12	481	2203	4.6	23	183.6
8. Colorado St.	12	507	2487	4.9	27	207.2
9. San Diego St.	12	547	2898	5.3	28	241.5

TOTAL OFFENSE

	G	Rush	Pass	Plays	Yds	Avg/P	TD	Yds/g
1. BYU	13	1877	3879	996	5756	5.8	50	442.8
2. Air Force	13	3894	1558	935	5452	5.8	45	419.4
3. TCU	13	2145	2881	1017	5026	4.9	34	386.6
4. Colorado St.	12	2000	2546	838	4546	5.4	33	378.8
5. San Diego St.	12	1247	3272	817	4519	5.5	35	376.6
6. New Mexico	13	1767	3070	940	4837	5.1	32	372.1
7. Utah	13	2177	2628	942	4805	5.1	38	369.6
8. UNLV	12	1688	2550	845	4238	5.0	23	353.2
9. Wyoming	12	1558	2315	879	3873	4.4	26	322.8

TOTAL DEFENSE

	G	Rush	Pass	Plays	Yds	Avg/P	TD	Yds/g
1. BYU	13	1267	2735	877	4002	4.6	24	307.8
2. New Mexico	13	1593	2566	906	4159	4.6	25	319.9
3. TCU	13	1345	2862	926	4207	4.5	25	323.6
4. Utah	13	1876	2395	915	4271	4.7	23	328.5
5. Wyoming	12	1473	2512	856	3985	4.7	31	332.1
6. Air Force	13	1774	3019	940	4793	5.1	32	368.7
7. UNLV	12	2203	2439	822	4642	5.6	37	386.8
8. Colorado St.	12	2487	2495	840	4982	5.9	42	415.2
9. San Diego St.	12	2898	3080	944	5978	6.3	51	498.2

PASS EFFICIENCY

	G	Att	Cmp	Pct	Int	Yds	TD	Effc
1. Colorado St.	12	317	197	.621	15	2546	18	138.9
2. BYU	13	503	300	.596	13	3879	26	136.3
3. Air Force	13	214	130	.607	5	1558	9	131.1
4. San Diego St.	12	458	270	.590	9	3272	16	126.6
5. Utah	13	401	248	.618	13	2628	18	125.2
6. New Mexico	13	437	253	.579	10	3070	16	124.4
7. TCU	13	443	259	.585	12	2881	13	117.4
8. UNLV	12	409	224	.548	15	2550	12	109.5
9. Wyoming	12	412	242	.587	19	2315	12	106.3

AZTEC FOOTBALL MEDIA GUIDE

PASS EFFICIENCY DEFENSE

	G	Att	Cmp	Int	Pct	Yds	TD	Effc
1. Utah	13	428	216	17	50.5	2395	9	96.5
2. TCU	13	465	250	16	53.8	2862	13	107.8
3. BYU	13	448	257	16	57.4	2735	12	110.3
4. New Mexico	13	416	229	11	55.0	2566	16	114.3
5. Air Force	13	426	249	15	58.5	3019	16	123.3
6. Wyoming	12	365	208	11	57.0	2512	18	125.0
7. UNLV	12	341	203	11	59.5	2439	14	126.7
8. Colorado St.	12	333	209	7	62.8	2495	15	136.4
9. San Diego St.	12	397	266	16	67.0	3080	23	143.2

RED ZONE OFFENSE

	G	RZ	Pct.	TDs	R/P	FG-AT	F/I/D/O
1. San Diego St.	12	32-36	88.9	24	16/8	8-9	0/0/3/0
2. BYU	13	51-59	86.4	42	24/18	9-11	1/2/1/2
3. Air Force	13	45-53	84.9	33	27/6	12-15	1/1/2/1
4. Wyoming	12	28-34	82.4	20	13/7	8-10	2/0/1/1
5. Utah	13	37-45	82.2	28	17/11	9-9	1/2/3/2
6. Colorado St.	12	29-36	80.6	18	12/6	11-13	0/2/2/1
7. TCU	13	48-61	78.7	30	20/10	18-22	5/2/1/1
8. New Mexico	13	37-50	74.0	18	14/4	19-23	2/1/4/2
9. UNLV	12	26-37	70.3	15	9/6	11-13	1/4/4/0

RED ZONE DEFENSE

	G	RZ	Pct	TDs	R/P	FG-AT	F/I/D/O
1. Air Force	13	34-48	70.8	26	13/13	8-13	1/1/4/3
2. Wyoming	12	30-41	73.2	19	11/8	11-13	2/1/4/2
3. TCU	13	29-39	74.4	16	10/6	13-16	0/1/4/2
4. Utah	13	29-37	78.4	17	12/5	12-14	2/0/3/1
5. New Mexico	13	30-38	78.9	16	6/10	14-17	2/1/2/0
6. Colorado St.	12	43-53	81.1	33	24/9	10-11	2/2/2/3
7. BYU	13	30-36	83.3	19	12/7	11-13	0/1/3/0
UNLV	12	35-42	83.3	24	17/7	11-11	1/4/1/1
9. San Diego St.	12	45-48	93.8	35	20/15	10-10	1/1/1/0

RUSHING YARDS/GAME

	G	No	Yds	Avg	TD	Yds/g	
1. Hall	AF	13	230	1478	6.4	15	113.7
2. Mack	UT	12	253	1204	4.8	12	100.3
3. Ferguson	NM	12	292	1177	4.0	13	98.1
4. Unga	BY	13	244	1227	5.0	13	94.4
5. Moore	WY	12	198	965	4.9	5	80.4

PASSING AVERAGE/GAME

	G	A-C-I	Pct	Yds	TD	Avg/g	
1. Hall	BY	13	496-298-12	60.1	3848	26	296.0
2. O'Connell	SD	12	439-257-8	58.5	3063	15	255.2
3. Porterie	NM	13	418-244-9	58.4	3006	15	231.2
4. Hanie	CS	12	293-188-15	64.2	2455	18	204.6
5. Dalton	TC	13	371-222-11	59.8	2459	10	189.2

TOTAL OFFENSE/GAME

	G	Rush	Pass	Plays	Total	Yds/g	
1. Hall	BY	13	14	3848	548	3862	297.1
2. O'Connell	SD	12	408	3063	574	3471	289.2
3. Porterie	NM	13	-34	3006	476	2972	228.6
4. Dalton	TC	13	232	2459	469	2691	207.0
5. Hanie	CS	12	6	2455	385	2461	205.1

RECEPTIONS/GAME

	G	Rec	Yds	TD	Avg/c	Rec/g	
1. Smith	NM	13	91	1125	4	12.4	7.00
2. Brown	NM	13	76	1031	6	13.6	5.85
3. Wolfe	LV	12	66	784	2	11.9	5.50
4. Swain	SD	12	58	973	5	16.8	4.83

5. Pitta	BY	13	59	813	5	13.8	4.54
----------	----	----	----	-----	---	------	------

RECEPTION YARDS/GAME

	G	Rec	Yds	TD	Avg/c	Yds/g	
1. Smith	NM	13	91	1125	4	12.4	86.5
2. Swain	SD	12	58	973	5	16.8	81.1
3. Brown	NM	13	76	1031	6	13.6	79.3
4. Collie	BY	13	56	946	7	16.9	72.8
5. Wolfe	LV	12	66	784	2	11.9	65.3

ALL PURPOSE YARDS/GAME

	G	Rush	Rcv	PR	KR	Yds	Avg/g	
1. Hall	AF	13	1478	524	176	505	2683	206.4
2. Unga	BY	13	1227	655	0	0	1882	144.8
3. Smith	NM	13	31	1125	0	653	1809	139.2
4. Morton	CS	12	143	774	60	607	1584	132.0
5. Collie	BY	13	10	946	9	723	1688	129.8

PASS EFFICIENCY

	G	A-C-I	Pct	Yds	TD	Eff	
1. Hanie	CS	12	293-188-15	64.2	2455	18	144.6
2. Hall	BY	13	496-298-12	60.1	3848	26	137.7
3. Carney	AF	13	201-125-5	62.2	1491	9	134.3
4. Johnson	UT	11	272-181-10	66.5	1847	11	129.6
5. Porterie	NM	13	418-244-9	58.4	3006	15	126.3

PUNTING AVERAGE

	G	Punt	Yds	Avg	
1. Sakoda	UT	13	73	3231	44.3
2. Hughes	SD	12	72	3163	43.9
3. Kaylor	CS	12	52	2244	43.2
4. Harrison	AF	13	46	1975	42.9
5. Vinnedge	WY	12	68	2901	42.7

SCORING/GAME

	G	TD	XPT	FG	Pts	Pts/g	
1. Sullivan	NM	12	0	30	29	117	9.8
2. Manfredini	TC	13	0	37	22	103	7.9
3. Unga	BY	13	17	0	0	102	7.8
4. Harrison	AF	13	0	44	19	101	7.8
5. Mack	UT	12	15	0	0	90	7.5

FIELD GOAL PERCENTAGE

	G	FG	FGA	Long	Pct	
1. Palmer	SD	12	13	15	50	86.7
2. Sakoda	UT	13	19	22	51	86.4
3. Sullivan	NM	12	29	35	53	82.9
4. Manfredini	TC	13	22	27	51	81.5
5. Smith	CS	12	16	20	47	80.0

TACKLES

	G	Pos	Solo	Ast	Tot	Avg/g	Sk	
1. Bell	LV	12	LB	79	47	126	10.5	3.0
2. Allen	SD	12	LB	71	48	119	9.9	1.0
3. Fowler	AF	13	LB	49	70	119	9.2	1.0
4. Poppinga	BY	13	LB	46	67	113	8.7	0.0
5. Bass	SD	12	DB	71	32	103	8.0	0.0

INTERCEPTIONS

	G	Int	Yds	TD	Int/g	
1. Bird	AF	12	6	10	0	0.50
2. Stinson	WY	12	5	52	0	0.42
3. Holmes	SD	12	4	65	1	0.33
Moore	SD	12	4	18	0	0.33
Bell	LV	12	4	13	1	0.33

2007 All-MWC Teams



► 2008 SAN DIEGO STATE FOOTBALL

2007 ALL-MWC TEAMS ◀ REVIEW

ALL-MOUNTAIN WEST CONFERENCE FIRST TEAM

Offense

Pos.	Name	Cl.	School
QB	Max Hall	So.	BYU
WR	Travis Brown	Sr.	New Mexico
WR	Marcus Smith	Sr.	New Mexico
RB	Chad Hall	Sr.	Air Force
RB	Rodney Ferguson	Jr.	New Mexico
TE	Dennis Pitta	So.	BYU
OL	Blaine Guenther	Sr.	Air Force
OL	Ray Feinga	Jr.	BYU
OL	Dallas Reynolds	Jr.	BYU
OL	Devin Clark	Sr.	New Mexico
OL	Vince Natali	Sr.	New Mexico
PK	John Sullivan	Sr.	New Mexico
PR/KR	Brian Bonner	Sr.	TCU

Defense

Pos.	Name	Cl.	School
DL	Jan Jorgensen	So.	BYU
DL	Tyler Donaldson	Sr.	New Mexico
DL	Chase Ortiz	Sr.	TCU
DL	Martail Burnett	Sr.	Utah
LB	Jon Rabold	Sr.	Air Force
LB	Bryan Kehl	Sr.	BYU
LB	Beau Bell	Sr.	UNLV
DB	Carson Bird	Sr.	Air Force
DB	DeAndre Wright	Jr.	New Mexico
DB	Steve Tate	Sr.	Utah
DB	Julius Stinson	Sr.	Wyoming
P	Louie Sakoda	Jr.	Utah

MWC AWARD WINNERS

Offensive Player of the Year	Chad Hall, Sr., RB/WR, Air Force
Defensive Player of the Year	Beau Bell, Sr., LB, UNLV
Special Teams Player of the Year	Louie Sakoda, Jr., PK/P, Utah
Freshman of the Year	Harvey Unga, Fr., RB, BYU
Coach of the Year	Troy Calhoun, Air Force

ALL-MOUNTAIN WEST CONFERENCE SECOND TEAM

Offense

Pos.	Name	Cl.	School
QB	Kevin O'Connell	Sr.	San Diego State
WR	Austin Collie	So.	BYU
WR	Brett Swain	Sr.	San Diego State
RB	Harvey Unga	Fr.	BYU
RB	Darrell Mack	Jr.	Utah
TE	Wade Betschart	Sr.	Wyoming
OL	Nick Charles	So.	Air Force
OL	Nick Allotta	Sr.	Colorado State
OL	Blake Schlueter	Jr.	TCU
OL	Zane Beadles	So.	Utah
OL	Robert Conley	Jr.	Utah
PK	Louie Sakoda	Sr.	Utah
PR/KR	Derrek Richards	Sr.	Utah

Defense

Pos.	Name	Cl.	School
DL	Jesse Nading	Sr.	Colorado State
DL	Michael Tuohy	Sr.	New Mexico
DL	Gabe Long	Sr.	Utah
DL	John Fletcher	So.	Wyoming
LB	Drew Fowler	Sr.	Air Force
LB	Kelly Poppinga	Sr.	BYU
LB	Jason Phillips	Jr.	TCU
DB	Stephen Hodge	Jr.	TCU
DB	David Roach	Sr.	TCU
DB	Mil'Von James	Sr.	UNLV
DB	Brice McCain	Jr.	Utah
P	Michael Hughes	Sr.	San Diego State

HONORABLE MENTION

Air Force: Shaun Carney, Sr., QB; Travis Dekker, Jr., TE; Ryan Kemp, Jr., DL; Chris Thomas, So., DB. BYU: Austin Collie, So., KR; Quinn Gooch, Sr., DB. Colo. St.: Jeff Horinek, Jr., LB; Gartrell Johnson, Jr., RB; Jimmie Kaylor, Sr., P; Damon Morton, Sr., WR; Eric Sandie, Sr., DL; LB; Darryl Williams, Sr., DB. New Mexico: Glover Quin, Jr., DB; Jordan Scott, Sr., P; O.J. Swift, Sr., DB. San Diego St.: Russell Allen, Jr., LB; Ray Bass, Sr., DB; Mike Kravetz, Sr., OL; Nick Osborn, Sr., DL; Will Robinson, Sr., OL. TCU: Robert Henson, Jr., LB; Chris Manfredini, Sr., PK; Marshall Newhouse, So., OL; Rafael Priest, Sr., DB; Derek Wash, Sr., P. UNLV: Matt Murphy, Fr., OL; Frank Summers, Jr., RB; Ryan Wolfe, So., WR. Utah: Robert Johnson, So., DB; Paul Kruger, Fr., DL; Derrek Richards, Sr., WR; Stevenson Sylvester, So., LB. Wyoming: Ward Dobbs, Jr., LB; Kyle Howard, Jr., OL; Mitch Unrein, So., DL; Billy Vinnege, Sr., P.

NATIONAL AWARD WINNERS

NCAA CONSENSUS ALL-AMERICAN			
Pos.	Name	Cl.	School
<i>First Team</i>			
PK	John Sullivan	Sr.	NM
WALTER CAMP ALL-AMERICAN			
<i>First Team</i>			
PK	John Sullivan	Sr.	NM
AP ALL-AMERICAN			
<i>Third Team</i>			
PK	John Sullivan	Sr.	NM
SI.COM All-AMERICANS			
<i>Second Team</i>			
OL	Ray Feinga	Jr.	BY
P	Louie Sakoda	Jr.	UT
<i>Honorable Mention</i>			
RB	Chad Hall	Sr.	AF

DL	Jan Jorgensen	So.	BY
LB	Beau Bell	Sr.	LV
DB	Carson Bird	Sr.	AF
PK	John Sullivan	Sr.	NM
CBS SPORTSLINE.COM ALL-AMERICAN			
<i>First Team</i>			
P	Louie Sakoda	Jr.	UT
FWAA ALL-AMERICAN			
P	Louie Sakoda	Jr.	UT
THE SPORTING NEWS ALL-AMERICAN			
<i>First Team</i>			
PK	John Sullivan	Sr.	NM
ESPN.COM ALL-AMERICAN			
<i>Third Team</i>			
PK	John Sullivan	Sr.	NM

COLLEGE FOOTBALL NEWS ALL-AMERICANS			
<i>Second Team</i>			
PK	John Sullivan	Sr.	NM
<i>Honorable Mention</i>			
P	Michael Hughes	Sr.	SD
RB	Chad Hall	Sr.	AF
TE	Dennis Pitta	So.	BY
DE	Chase Ortiz	Sr.	TC
DE	Jan Jorgensen	So.	BY
LB	Beau Bell	Sr.	LV
PK	Louie Sakoda	Jr.	UT
P	Louie Sakoda	Jr.	UT
PR	Derrick Richards	Sr.	UT
PR	Brian Bonner	Sr.	TC
THE SPORTING NEWS FRESHMAN ALL-AMERICANS			
<i>Second Team</i>			
RB	Harvey Unga	Fr.	BY
DL	Paul Krueger	Fr.	UT

<i>Honorable Mention</i>			
QB	Andy Dalton	Fr.	TC
QB	Travis Dixon	Fr.	LV
DL	Kelly Griffin	Fr.	TC
CB	Jerome Jenkins	Fr.	NM
ESPN THE MAGAZINE ACADEMIC ALL-AMERICA			
<i>First Team</i>			
LB	Cody Kase	Sr.	NM
<i>Second Team</i>			
C	Vince Natali	Sr.	NM
AFCA REGION 5 COACH OF THE YEAR			
Troy Calhoun, Air Force			

AZTEC FOOTBALL MEDIA GUIDE

2007 Game Recaps



▶ 2008 SAN DIEGO STATE FOOTBALL

REVIEW ▶ 2007 GAME RECAPS

AZTEC FOOTBALL MEDIA GUIDE

GAME 1

Sept. 8 • Qwest Field (46,290)

at Washington State

SEATTLE – Washington State piled up 654 yards of total offense and broke a 10-10 tie with 28 unanswered points to defeat San Diego State, 45-17, in the Aztecs' 2007 opener, at Qwest Field in Seattle, Wash.

SDSU had early leads of 3-0 and 10-7, but defensively could not stop the Cougar offense, which put points on the board on each of its first four possessions and on seven of 11 drives overall.

The Aztecs, who had an open date to begin the season, came out of the gate quickly, driving the length of the field, as quarterback Kevin O'Connell completed his first four passes to get down to the Washington State 18-yard line.

A pair of penalties put SDSU back 10 yards, before tight end Steve Schmidt made up for an earlier miss in the end zone with a 20-yard grab at the 8-yard line. Two plays later, running back Atiyah Henderson appeared to score a touchdown, but upon review was called down at the 1-yard line. After a delay of game penalty on fourth down, Garrett Palmer converted a 23-yard field goal to put the visitors ahead, 3-0.

WSU also scored on its first drive, taking just 2:12 off the clock to go up by four at 7-3. The Aztecs quickly answered when Brandon Bornes broke free on a career-long 59-yard scamper to put SDSU back in front, 10-7.

The Cougars tied the game at 10 points apiece with a 31-yard field goal, and never looked back, taking a 24-10 lead into halftime.

Washington State tacked on 14 third-quarter points, before SDSU could get back on the scoreboard with a 19-yard TD reception by Darren Mougey. The Cougars rounded out scoring with a 31-yard touchdown pass from Alex Brink to Brandon Gibson at the 7:57 mark of the fourth quarter to complete the 45-17 victory. Brink ended the game 38-for-47 for 469 yards and five touchdowns.

O'Connell finished 28-for-44 for 273 yards for his 11th career 200-yard passing game. Schmidt had a career-best eight receptions in his first game since 2005, while Bornes was the team's leading rusher with 72 yards on seven carries. Defensively, safety Ray Bass had a team-high nine tackles and Vonnie Holmes recorded the team's first interception of 2007.

	1	2	3	4	Total
San Diego St.	10	0	0	7	- 17
Washington St.	10	14	14	7	- 45

SDSU – Palmer 23-yd FG, 11 plays, 61 yards, 4:39 (10:21, 1st)

WSU – Gibson 6-yd pass from Brink (Abdollahmohammadi kick), 5 plays, 67 yards, 2:12 (8:09, 1st)

SDSU – Bornes 59-yd run (Palmer kick), 2 plays, 70 yards, 0:19 (7:50, 1st)

WSU – Abdollahmohammadi 31-yd FG, 12 plays, 72 yards, 4:43 (3:07, 1st)

WSU – Tardy 1-yd run, (Abdollahmohammadi kick), 7 plays, 63 yds, 2:13 (13:39, 2nd)

WSU – Anderson 39-yd pass from Brink, (Abdollahmohammadi kick), 5 plays, 77 yards, 1:27 (9:58, 2nd)

WSU – Collins 3-yd pass from Brink (Abdollahmohammadi kick), 9 plays, 71 yards, 3:02 (11:58, 3rd)

WSU – Woodard 8-yd pass from Brink (Abdollahmohammadi kick), 8 plays, 87 yards, 2:55 (5:38, 3rd)

SDSU – Mougey 19-yd pass from O'Connell (Palmer kick), 4 plays, 47 yards, 2:01 (12:52, 4th)

WSU – Gibson 31-yd pass from Brink, 10 plays, 86 yards, 4:55 (7:57, 4th)

INDIVIDUAL STATS

Rushing (Atts.-Yards-TDs): SDSU: Bornes 7-72-1; Sullivan 4-23; Henderson 2-16; O'Connell 9-3; Hamilton 1-0. WSU: Tardy 16-99-1; McCall 5-47; Ivory 8-31; Brink 3-6; Richmond 3-2.

Passing (Att.-Comp.-Int., Yards, TDs): SDSU: O'Connell 44-28-1, 273, 1; Sokoloski 3-2-0, 12, 0. WSU: Brink 47-38-1, 469, 5.

Receiving (No.-Yards-TDs): SDSU: Schmidt 7-58; Schilens 5-70; Mougey 4-52-1; Swain 4-46; Bornes 3-25; Sullivan 3-15; Henderson 3-14; Toledo 1-5. WSU: Bumpus 10-118; Dillon 8-100; Gibson 7-116-2; Collins 5-36-1; Woodard 2-30-1; Tardy 2-15; Anderson 1-39-1; Ivory 1-7; Ward 1-6; Frischknecht 1-2.

TEAM STATS	WSU	SDSU
First Downs	36	21
Rushes-Yards	35-185	23-114
Passing Yards	469	285
C-A-I	38-47-1	30-47-1
Total Offense	654	399
Fumbles-Lost	0-0	0-0
Penalties-Yards	9-80	13-105
Possession Time	30:49	29:11
Turnovers	1	1
Average Field Pos.	26	27

GAME 2

Sept. 15 • Sun Devil Stadium (54,617)

at Arizona State

TEMPE, Ariz. – Playing its second straight road game against a Pac-10 Conference foe, the San Diego State football team was unable to change the final result as the Aztecs fell to Arizona State, 34-13, in Tempe, Ariz.

SDSU turned the ball over just once at the end of the first half, but lost the battle in total offense (479-323) and was unable to get farther than the ASU 32-yard line on its four drives in the second half.

Aztec senior place-kicker Garrett Palmer accounted for seven of the team's 13 total points, including field goals from 48 and 50 yards. The 50-yarder matched his career long, while he also added his 57th consecutive extra point after SDSU's lone touchdown of the night, a three-yard run for a score by quarterback Kevin O'Connell in the second quarter.

ASU, meanwhile, scored on two of its first three and four of its six possessions in the first half. The Sun Devils went up early with a touchdown on their opening drive, taking advantage of a 48-yard punt return.

After an SDSU field goal, the two sides traded touchdowns before Arizona State surged ahead 17-10 with a 48-yard field goal. The Sun Devils tacked on another score just before the half, putting together a 4-play, 76-yard drive that ate up just 36 seconds of clock time and ended with a 30-yard touchdown catch by Rudy Burgess.

Coming out of the locker room SDSU advanced into ASU territory twice, but was only able to come up with a field goal before falling, 34-13.

O'Connell ended the night with 218 yards of total offense with 38 on the ground and 180 via the air. Six of his 22 completions on the night went to classmate Brett Swain, who had six catches for 66 yards. Senior running back Brandon Bornes had 73 yards on the ground and matched his second-longest run of his career with a 41-yarder in the second quarter.

Aztec safety Corey Boudreaux led the team in tackles for the second straight game with eight. Cornerback Vonnie Holmes had an interception for the second straight outing, returning it 23 yards in the fourth quarter.

Arizona State running back Keegan Herring ran for 161 yards on 19 carries, while Rudy Carpenter completed 15 of his 21 pass attempts for the Sun Devils.

	1	2	3	4	Total
San Diego St.	3	7	3	0	- 13
Arizona St.	14	10	7	3	- 34

ASU – Williams 19-yd pass from Carpenter (Weber kick), 5 plays, 36 yards, 1:34 (12:10, 1st)

SDSU – Palmer 48-yd FG, 7 plays, 19 yards, 2:54 (4:45, 1st)

ASU – Herring 46-yd run (Weber kick), 4 plays, 60 yards, 1:31 (3:08, 1st)

SDSU – O'Connell 3-yd run (Palmer kick), 7 plays, 78 yards, 3:14 (7:58, 2nd)

ASU – Weber 48-yd FG, 11 plays, 42 yards, 5:24 (2:24, 2nd)

ASU – Burgess 30-yd pass from Carpenter (Weber kick), 4 plays, 76 yards, 0:36 (0:41, 2nd)

ASU – Herring 1-yd run (Weber kick), 10 plays, 85 yards, 4:31 (3:50, 3rd)

SDSU – Palmer 50-yd FG, 9 plays, 40 yards, 3:42 (0:00, 3rd)

ASU – Weber 31-yd FG, 9 plays, 66 yards, 4:08 (5:03, 4th)

INDIVIDUAL STATS

Rushing (Atts.-Yards-TDs): SDSU: Bornes 12-73; O'Connell 11-38-1; Henderson 3-10; Sullivan 2-9; D. Brown 1-5; Hughes 1-5; Swain 1-3. ASU: Herring 19-161-2; Nance 11-58; Jones 5-31; Burgess 1-9; Williams K. 1-6; Carpenter 2-4.

Passing (Att.-Comp.-Int., Yards, TDs): SDSU: O'Connell 38-22-1, 180, 0. ASU: Carpenter 21-15-1, 200, 2; Sullivan 1-1-0, 11, 0.

Receiving (No.-Yards-TDs): SDSU: Swain 6-66; Mougey 5-46; Henderson 3-24; V. Brown 2-19; Sullivan 2-4; S. Schmidt 1-11; Schilens 1-5; Umuolo 1-3; Kawulok 1-2. ASU: Burgess 3-52-1; Jones 3-41; McGaha 3-36; Herring 3-24; K. Williams 2-38; J. Williams 1-11; Conrad 1-9.

TEAM STATS	ASU	SDSU
First Downs	26	17
Rushes-Yards	40-268	31-143
Passing Yards	211	180
C-A-I	16-22-1	22-38-1
Total Offense	479	323
Fumbles-Lost	0-0	0-0
Penalties-Yards	8-73	7-65
Possession Time	31:00	28:54
Turnovers	1	1
Average Field Pos.	31	30

2007 Game Recaps



► 2008 SAN DIEGO STATE FOOTBALL

2007 GAME RECAPS ◀ REVIEW

GAME 3 Sept. 22 • Qualcomm Stadium (53,110) vs. Portland State

SAN DIEGO – Behind record-setting performances by quarterback Kevin O'Connell and wideout Brett Swain, the San Diego State football team claimed its first victory of 2007 in dominating fashion over visiting Portland State, 52-17. The Aztecs posted their most lopsided victory since 1996, in front of 53,110 fans – the eighth-largest home crowd in school history.

The game saw a pair of high-powered offenses combine for 1,054 yards, including 919 through the air. O'Connell threw for a career-best 443 yards, completing 19 of 31 pass attempts and adding a career-high five touchdown tosses. Three of those five scores went to Swain, who ended the day with personal bests of 224 yards receiving and three touchdowns on just six receptions.

Following a 49-yard return on the opening kickoff by Vincent Brown, the Aztecs took just six plays to score their first touchdown on an 8-yard pass from O'Connell to Darren Mougey. SDSU would put seven points on the board on each of its next three possessions and on five of its first six drives of the first half.

Portland State got on the board with a pair of one-yard touchdown runs by Olaniyi Sobomehin, but still trailed 35-14 going into the break.

After combining for 49 points through the first 30 minutes, the two sides managed just three in the third quarter on a 36-yard field goal by Aztec Garrett Palmer. The SDSU defense intercepted a pair of Brian White pass attempts on consecutive drives with one going to linebacker Russell Allen and the second going to cornerback Vonnie Holmes, who recorded a pick in each of the team's first three games of 2007.

The Vikings' lone points of the second half came on a 47-yard field goal by Chris Chalmers to start the fourth quarter. SDSU, meanwhile, scored two more touchdowns, both by true freshmen. Brown out ran his defender along the far sideline for a 62-yard touchdown reception, while tight end Alston Umuolo recovered an Atiyah Henderson fumble and ran in for a 10-yard score to finish off the 52-17 victory.

Defensively, the Aztecs allowed just 13 yards on the ground, the fewest by an opponent since 1999, and forced four second-half turnovers.

	1	2	3	4	Total
Portland St.	7	7	0	3	- 17
San Diego St.	14	21	3	14	- 52

SDSU – Mougey 8-yd pass from O'Connell (Palmer kick), 6 plays, 41 yards, 2:45 (12:15, 1st)

SDSU – Swain 30-yd pass from O'Connell (Palmer kick), 7 plays, 70 yards, 3:30 (5:25, 1st)

PSU – Sobomehin 1-yd run (Chalmers kick), 12 plays, 85 yards, 3:57 (1:28, 1st)

SDSU – Swain 53-yd pass from O'Connell (Palmer kick), 8 plays, 91 yards, 3:26 (13:02, 2nd)

PSU – Sobomehin 1-yd run (Chalmers kick), 8 plays, 76 yards, 2:39 (10:23, 2nd)

SDSU – Swain 75-yd pass from O'Connell (Palmer kick), 1 play, 75 yards, 0:19 (10:04, 2nd)

SDSU – Bornes 7-yd run (Palmer kick), 8 plays, 76 yards, 3:29 (1:06, 2nd)

SDSU – Palmer 36-yd FG, 1 plays, 69 yards, 3:56 (7:49, 3rd)

PSU – Chalmers 47-yd FG, 13 plays, 51 yards, 5:06 (14:11, 4th)

SDSU – Brown, V. 62-yd pass from O'Connell (Palmer kick), 6 plays, 79 yards, 2:12 (11:59, 4th)

SDSU – Umuolo 10-yd run (Palmer kick), 7 plays, 58 yards, 4:14 (4:13, 4th)

INDIVIDUAL STATS

Rushing (Atts.-Yards-TDs): SDSU: Bornes 16-56-1; Henderson 4-22; O'Connell 7-15; Wesley 2-14; Sullivan 2-6; Hamilton 1-0; Sokoloski 1-(-2); Umuolo 0-10-1. PSU: Sobomehin 7-26-2; Fa'avae 4-11; Joseph, 1-7; Hubel 1-(-7); White 5-(-24).

Passing (Att.-Comp.-Int., Yards, TDs): SDSU: O'Connell 31-19-0, 443, 5; Sokoloski 3-3-0, 31, 0. PSU: White 53-36-3, 408, 0; Hubel 8-6-0, 37, 0.

TEAM STATS	PSU	SDSU
First Downs	24	27
Rushes-Yards	18-13	33-122
Passing Yards	445	474
C-A-I	42-61-3	22-34-0
Total Offense	458	596
Fumbles-Lost	4-1	1-0
Penalties-Yards	5-45	8-81
Possession Time	30:21	29:39
Turnovers	4	0
Average Field Pos.	23	30

Receiving (No.-Yards-TDs): SDSU: Swain 6-224-3; Mougey 5-86-1; Bornes 4-33; V. Brown 2-71-1; S. Schmidt 2-29; Henderson 1-15; Wallace 1-9; Shaw 1-7. PSU: Joseph 7-85; Kirkland 7-67; Mackins 6-137; Sobomehin 5-21; Smith 4-40; Lewis 4-36; D'Ambrósio 3-22; Anthony 2-17; Bramow 2-15; Cooper 1-4; Fa'avae 1-1.

GAME 4 Sept. 29 • Qualcomm Stadium (24,647) vs. Cincinnati

SAN DIEGO – Cincinnati lived up to its No. 24 ranking as the Bearcats defeated San Diego State, 52-23, in their first visit to Qualcomm Stadium.

Playing against the country's top team in turnover margin, the Aztecs were plus-one in that category, but Cincinnati proved why they were nationally ranked, scoring a touchdown on six of its first seven drives, en route to 547 yards of offense.

UC got off to a quick start, as Butler Benton had eight carries for 45 yards, leading to a touchdown on the Bearcats' opening drive. SDSU was then able to get on the board after Aaron Moore's first career interception led to a 33-yard field goal by Garrett Palmer. The Aztecs ended the quarter trailing only 7-3 to a team that had outscored its opponents by 35 points in the first quarter.

Cincinnati then broke away, scoring 21 unanswered points before SDSU recorded its first touchdown of the evening on a seven-yard pass from Kevin O'Connell to Lynell Hamilton. The Bearcats returned the favor, as they tacked on one more score before the end of the half, putting together a 9-play, 70-yard drive, giving them a 35-10 lead at intermission.

UC looked like it was going to continue right where it left off, as Greg Moore had a 21-yard run for a score, but the Bearcats' offense then cooled off as Moore's TD accounted for Cincinnati's only points of the quarter.

The Aztecs started the final 15 minutes on a high note, as Vonnie Holmes notched his fourth interception in as many games. Holmes returned his interception for a 35-yard touchdown, the first of his career.

After another Cincinnati touchdown and field goal, two Aztec freshmen combined on a 43-yard pass play for SDSU's final score. Redshirt freshman Kelsey Sokoloski threw his first touchdown pass of his career, while true freshman Alston Umuolo was on the other end of his first receiving TD.

O'Connell completed 20 of his 27 pass attempts for 253 yards and a TD, while Darren Mougey had a career-best eight receptions for 90 yards. Linebacker Russell Allen led the defense with a career-high 15 tackles and safety Martrell Fantroy added his first career pick.

Cincinnati's Ben Mauk threw for 253 yards and four TDs, two of which went to Dominick Goodman, who racked up 101 yards on seven catches.

	1	2	3	4	Total
Cincinnati	7	28	7	10	- 52
San Diego St.	3	7	0	13	- 23

UC – Glatthaar 1-yd run (Rogers kick), 14 plays, 69 yards, 5:40 (5:55, 1st)

SDSU – Palmer 33-yd FG, 5 plays, 25 yards, 1:12 (2:25, 1st)

UC – Goodman 11-yd pass from Mauk (Rogers kick), 7 plays, 71 yards, 2:28 (14:57, 2nd)

UC – Barnett 4-yd pass from Mauk (Rogers kick), 1 plays, 80 yards, 5:19 (7:24, 2nd)

UC – Barnett 80-yd pass from Mauk (Rogers kick), 2 plays, 80 yards, 0:14 (4:59, 2nd)

SDSU – Hamilton 7-yd pass from O'Connell (Palmer kick), 7 plays, 50 yards, 2:40 (2:19, 2nd)

UC – Goodman 11-yd pass from Mauk (Rogers kick), 9 plays, 70 yards, 1:41 (0:38, 2nd)

UC – Moore 21-yd run (Rogers kick), 6 plays, 61 yards, 2:13 (12:47, 3rd)

SDSU – Holmes 35-yd interception return (Palmer kick), no drive (14:41, 4th)

UC – Rogers 30-yd FG - 14 plays, 52 yards, 8:13 (6:28, 4th)

UC – Webster 58-yd interception return (Rogers kick), no drive (4:45, 4th)

SDSU – Umuolo 43-yd pass from Sokoloski (Palmer kick failed), 6 plays, 79 yards, 3:33 (3:33, 4th)

INDIVIDUAL STATS

Rushing (Atts.-Yards-TDs): SDSU: Henderson 3-23; Sokoloski 3-22; Bornes 9-19; Sullivan 4-9; O'Connell 5-(-8). UC: Moore 12-84-1; Benton 11-72; Ramsey 9-39; Mauk 3-36; Glatthaar 10-22-1; Pike 4-8; Barnett 1-2.

Passing (Att.-Comp.-Int., Yards, TDs): SDSU: O'Connell 27-20-0, 253, 1; Sokoloski 6-4-1, 59, 1. UC: Mauk 23-17-1, 257, 4; Pike 9-4-2; 27, 0.

TEAM STATS	UC	SDSU
First Downs	30	16
Rushes-Yards	50-263	24-65
Passing Yards	284	312
C-A-I	21-32-3	22-33-1
Total Offense	547	377
Fumbles-Lost	2-0	1-1
Penalties-Yards	10-78	6-62
Possession Time	34:55	25:05
Turnovers	3	2
Average Field Pos.	27	29

Receiving (No.-Yards-TDs): SDSU: Mougey 8-90; Bornes 5-30; Swain 3-58; Henderson 2-65; Umuolo 2-47-1; Hamilton 1-7-1; Shaw 1-7; Sullivan 1-5; S. Schmidt 1-3. UC: Goodman 7-101-2; Gilyard 4-43; Barnett 3-88-2; Jones 2-13; Howard 1-14; Benton 1-12; Glatthaar 1-6; Giddens 1-5; Daniels 1-2.

AZTEC FOOTBALL MEDIA GUIDE

2007 Game Recaps



► 2008 SAN DIEGO STATE FOOTBALL

GAME 5

Oct. 6 • Hughes Stadium (27,930)

at Colorado State

FORT COLLINS, Colo. – Aztec quarterback Kevin O’Connell rushed for a career-high three touchdowns to lead San Diego State to a 24-20, come-from-behind victory at Colorado State, marking the first time that SDSU has opened conference play with a win since the 2002 campaign.

San Diego State had the slight advantage in total offense (378-321), and also had a positive turnover margin for the third consecutive game this season.

The Aztecs came out firing, putting together a 12-play, 80-yard opening drive that ended in O’Connell’s one-yard run for a touchdown. CSU responded by moving to the SDSU 24-yard line late in the first quarter, but quarterback Caleb Hanie’s pass was intercepted in the end zone by Aaron Moore, who recorded his second pick in as many games.

After the initial touchdown by San Diego State, the two teams were stalemated on offense, as neither squad scored for the remainder of the half, giving the Aztecs the 7-0 lead heading into intermission.

The Rams took control after the break, however, scoring on three of their four drives in the third quarter. CSU took advantage of good field position starting at the Aztec 25-yard line to get on the board with a 39-yard Jason Smith field goal. The Rams then took the lead during their next drive on Hanie’s 1-yard sneak.

The Aztecs came right back to tie the game at 10-10, when a 46-yard pass play from Darren Mougey to Vincent Brown set up a 33-yard field goal by Garrett Palmer. Another Smith field goal from 20-yards out, however, gave CSU the 13-10 advantage heading into the final 15 minutes of play.

SDSU started off the fourth quarter by regaining the lead on O’Connell’s 16-yard scoring run. After the Aztec defense stopped the Rams on their next two drives, CSU took a late 20-17 lead on a 40-yard touchdown reception by Damon Morton at the 2:29 mark.

San Diego State then staged its comeback as O’Connell scrambled to avoid an all out CSU blitz, finding Brett Swain on a 57-yard pass play on a critical third-down play at the SDSU 20-yard line. Four plays later, O’Connell found the end zone for the third time, scoring with 43 seconds remaining to claim a 24-20 Aztec victory.

O’Connell finished the afternoon with 225 yards of total offense, while Swain had another big day, catching four passes for 111 yards. Hanie led CSU by completing 14 of his 26 passes for 188 yards and two touchdowns.

	1	2	3	4	Total
San Diego St.	7	0	3	14	- 24
Colorado St.	0	0	13	7	- 20

SDSU – O’Connell 1-yd run (Palmer kick), 12 plays, 80 yards, 5:36 (9:24, 1st)
CSU – Smith 39-yd FG, 4 plays, 3 yards, 2:11 (11:13, 3rd)
CSU – Hanie 1-yd run (Smith kick) - 7 plays, 43 yards, 2:31 (6:58, 3rd)
SDSU – Palmer 33-yd FG - 8 plays, 64 yards, 2:24 (4:30, 3rd)
CSU – Smith 20-yd FG - 6 plays, 17 yards, 1:22 (0:00, 3rd)
SDSU – O’Connell 16-yd run (Palmer kick) - 6 plays, 75 yards, 1:16 (13:26, 4th)
CSU – Morton 40-yd pass from Hanie (Smith kick) - 8 plays, 86 yards, 3:44 (2:29, 4th)
SDSU – O’Connell 1-yd run (Palmer kick) - 7 plays, 80 yards, 1:40 (0:43, 4th)

INDIVIDUAL STATS

Rushing (Atts.-Yards-TDs): **SDSU:** Henderson 10-46; O’Connell 16-41-3; Bornes 9-40; Sullivan 6-21. **CSU:** Bell 19-76; Johnson 10-43; Hanie 8-9; Walker 1-7.

Passing (Att.-Comp.-Int., Yards, TDs): **SDSU:** O’Connell 26-13-0, 184, 0; Mougey 1-1-0, 46, 0. **CSU:** Hanie 26-14-1, 188-1; Kaylor 1-0-0, 0, 0.

Receiving (No.-Yards-TDs): **SDSU:** Swain 4-111; V. Brown 3-61; S. Schmidt 2-21; Sullivan 2-15. **CSU:** Di. Morton 4-41; Da. Morton 3-77-1; Walker 2-28; Pauga 1-12.

TEAM STATS	CSU	SDSU
First Downs	20	24
Rushes-Yards	39-139	44-148
Passing Yards	188	230
C-A-I	14-27-1	14-27-0
Total Offense	327	378
Fumbles-Lost	1-1	3-1
Penalties-Yards	3-15	3-21
Possession Time	28:41	31:11
Turnovers	2	1
Average Field Pos.	33	27

GAME 6

Oct. 13 • Rice-Eccles Stadium (40,898)

at Utah

SALT LAKE CITY – San Diego State saw a different result in its second Mountain West Conference road game, falling to Utah, 23-7. The Utes’ defense baffled the Aztec offense, holding them to 211 total yards, which was more than 200 below SDSU’s season average.

Aztec linebacker Russell Allen set a school record and tied the Rice-Eccles Stadium record with 22 tackles (10 unassisted), which was established by New Mexico’s Brian Urlacher in 1999, but Utah still overpowered the SDSU defense, racking up 514 total yards.

Utah was able to get on the board first, as they put together a 13-play, 53-yard drive that ended in a 32-yard field goal by Louie Sakoda. On the Utes’ next drive, it was Sakoda again who gave Utah the 6-0 lead, this time with a 51-yarder.

The Aztecs answered by securing their only lead of the day as a 35-yard pass play from Alston Umuolo to Kevin O’Connell set up a five-yard touchdown run by Brandon Sullivan. Utah was able to regain the lead (9-7) before the end of the second quarter, thanks to Sakoda’s third field goal of the day.

After the intermission, Utah went on to score two touchdowns on back-to-back drives in the third quarter. Corbin Louks completed an 11-yard pass to Jeremy Brooks for the first score and on the following drive, Darrell Mack caught a 7-yard pass from Brian Johnson to give the Utes the 23-7 lead.

On a quiet day for the Aztec offense, O’Connell completed 14 of his 31 pass attempts for 114 yards, and also led SDSU with 24 rushing yards, while Brett Swain had five receptions for 56 yards. Corey Boudreaux also recorded his first career interception, extending the Aztecs’ streak of at least one pick in each of its seven games.

Darrell Mack led Utah with 176 total yards, including 131 on the ground. Brian Johnson completed 21 of his 28 pass attempts for 208 yards and a TD.

	1	2	3	4	Total
San Diego St.	0	7	0	0	- 7
Utah	3	6	14	0	- 23

UTAH – Sakoda 32-yd FG, 13 plays, 53 yards, 5:18 (5:14, 1st)
UTAH – Sakoda 51-yard FG, 12 plays, 36 yards, 6:07 (11:21, 2nd)
SDSU – Sullivan 5-yd run (Palmer kick), 5 plays, 61 yards, 2:25 (8:52, 2nd)
UTAH – Sakoda 27-yd FG, 9 plays, 61 yards, 0:55 (0:05, 3rd)
UTAH – Brooks 11-yd pass from Louks (Sakoda kick), 3 plays, 70 yards, 0:48 (9:53, 3rd)
UTAH – Mack 7-yd pass from Johnson (Sakoda kick), 7 plays, 74 yards, 2:15 (5:27, 3rd)

INDIVIDUAL STATS

Rushing (Atts.-Yards-TDs): **SDSU:** O’Connell 14-24; Sullivan 3-16-1; D. Brown 2-8; Bornes 5-6; Campbell 2-4; Wesley 1-4; Henderson 2-0. **UTAH:** Mack 22-131; Louks 3-47; Stowers 7-45; Brooks 4-21; Wilson 2-0; Wesson 2-12; Johnson 5-3; Richards 1-3.

Passing (Att.-Comp.-Int., Yards, TDs): **SDSU:** O’Connell 31-14-1, 114, 0; Umuolo 1-1-0, 35, 0. **UTAH:** Johnson 28-21-1, 208, 1; Sakoda 2-2-0, 13, 0; Louks 1-1-0, 11, 1.

Receiving (No.-Yards-TDs): **SDSU:** Swain 5-56; Mougey 5-52; S. Schmidt 2-2; O’Connell 1-35; Bornes 1-8; Henderson 1-(-4). **UTAH:** Mack 6-45-1; Godfrey 5-59; Richards 5-49; Hernandez 3-47; Brown 1-12; Brooks 1-11-1; Rogers 1-8; Wilson 1-4; Wesson 1-(-3).

TEAM STATS	UTAH	SDSU
First Downs	27	12
Rushes-Yards	46-282	29-62
Passing Yards	232	149
C-A-I	24-32-1	15-32-1
Total Offense	514	211
Fumbles-Lost	1-1	2-1
Penalties-Yards	8-84	7-45
Possession Time	33:14	26:46
Turnovers	2	2
Average Field Pos.	34	28

2007 Game Recaps



► 2008 SAN DIEGO STATE FOOTBALL

2007 GAME RECAPS ◀ REVIEW

GAME 7 Oct. 20 • Qualcomm Stadium (20,205) vs. New Mexico

SAN DIEGO – San Diego State dropped a heartbreaker on homecoming night as New Mexico scored with 15 seconds left in the game, for a 20-17 comeback victory.

Senior quarterback Kevin O'Connell rushed for two touchdowns, giving him 14 in his career and tying him with Matt Kofler (1980-81) for the most rushing TDs by a quarterback in school history.

The Lobos were able to get on the board first as John Sullivan converted a 31-yard field goal, giving UNM the 3-0 lead at the end of the first quarter.

SDSU quickly countered with a 29-yard field goal by Garrett Palmer at the 14:08 mark. On the Lobos' next drive, Martrell Fantroy recorded his second interception of the year, and returned it 45 yards to the 1-yard line. After two unsuccessful attempts by the Aztec offense, O'Connell was able to convert a third-and-goal situation with a 1-yard run for a touchdown, giving San Diego State the 10-3 lead.

The Lobos tacked on one more score at the end of the quarter, using a 13-play, 94-yard drive to tie the game at 10-10 heading into halftime.

On SDSU's first drive after the break, O'Connell rushed 23 yards for his second touchdown of the evening, putting the Aztecs up 17-10.

UNM started to creep back in the final 15 minutes of play when a 38-yard field goal by Sullivan pulled the Lobos to within four points (17-13). SDSU appeared to be in good position to hold on for the victory as they had possession of the ball with under two minutes to go, but UNM recovered a costly Aztec fumble and drove 65 yards for the game-winning touchdown.

O'Connell completed 18 of his 26 pass attempts for 133 yards, and also led the Aztecs in the rushing category with 82 yards on 11 attempts. Vincent Brown added 58 yards on a career-high nine receptions, while Luke Laolagi recorded a career-best 13 tackles.

Rodney Ferguson led the Lobo offense with 78 rushing yards and the game-winning TD. Travis Brown totaled 119 yards on seven catches and Donovan Porterie finished the night 18-for-35 for 239 yards.

	1	2	3	4	Total
New Mexico	3	7	0	10	- 20
San Diego State	0	10	7	0	- 17

- UNM – Sullivan 31-yd FG, 8 plays, 48 yards, 3:48 (6:53, 1st)
- SDSU – Palmer 29-yd FG, 12 plays, 59 yards, 4:23 (14:08, 2nd)
- SDSU – O'Connell 1-yd run (Palmer kick), 3 plays, 5 yards, 1:09 (12:02, 2nd)
- UNM – Brown 25-yd pass from Porterie (Sullivan kick), 13 plays, 94 yards, 2:30 (0:11, 2nd)
- SDSU – O'Connell 23-yd run (Palmer kick), 7 plays, 59 yards, 3:00 (9:17, 3rd)
- UNM – Sullivan 38-yd FG, 10 plays, 62 yards, 3:19 (13:04, 4th)
- UNM – Ferguson 6-yd run (Sullivan kick), 8 plays, 65 yards, 1:31 (0:15, 4th)

INDIVIDUAL STATS

Rushing (Atts.-Yards-TDs): SDSU: O'Connell 11-82-2; Bornes 16-38; Henderson 7-28; Sullivan 8-23; D. Brown 1-(-5). UNM: Ferguson 24-78-1; Baker 4-16; Porterie 4-16; Smith 1-9; McQueen 3-3; Brown 1-3; Scott 1-1.

Passing (Att.-Comp.-Int., Yards, TDs): SDSU: O'Connell 26-18-0, 133, 0. UNM: Porterie 35-18-2, 239, 1.

Receiving (No.-Yards-TDs): SDSU: V. Brown 9-58; Wallace 3-20; Swain 2-27; S. Schmidt 2-23; Schilens 1-9; Sullivan 1-(-4). UNM: Brown 7-119-1; Smith 5-73; McQueen 3-26; Ferguson 2-16; Baker 1-5.

TEAM STATS	UNM	SDSU
First Downs	19	14
Rushes-Yards	38-126	43-166
Passing Yards	239	133
C-A-I	18-35-2	18-26-0
Total Offense	365	299
Fumbles-Lost	0-0	4-2
Penalties-Yards	7-55	7-47
Possession Time	27:29	32:31
Turnovers	2	2
Average Field Pos.	30	33

GAME 8 Nov. 3 • Qualcomm Stadium (22,852) vs. Wyoming

SAN DIEGO – In a game that the Aztecs dedicated to those who provided assistance during the wildfires that burned throughout the county the previous week, San Diego State overcame a 21-point deficit to defeat Wyoming, 27-24. The win marked the Aztecs' largest comeback victory since 1974.

Quarterback Kevin O'Connell, who had a rough start with two interceptions in the first quarter, bounced back to complete two touchdown passes and also ran for his 15th career rushing TD, the most by any quarterback in Aztec history.

The Cowboys jumped out to a quick start after a pick by Julius Stinson set up a 19-yard touchdown pass from Karsten Sween to Michael Ford. Wyoming tacked on one more score before the end of the quarter, with an 80-yard interception return by Quincy Rogers.

Wyoming then went up 21-0 after Ford's second TD reception of the game, but San Diego State was able to counter in the final two minutes of the half, with O'Connell completing a 5-yard pass to Chaz Schilens for the Aztecs first points of the evening.

In the third quarter, SDSU picked up right where it left off before the break, using a 5-play, 83-yard drive that resulted in O'Connell's 29-yard touchdown run. The Aztecs pulled within one (21-20) on their next drive thanks to a 6-yard TD run by Brandon Sullivan.

The Cowboys used their first drive in the final 15 minutes of play to increase their lead with a 44-yard field goal by Billy Vinnedge. Trailing 24-20, the Aztecs were unsuccessful on several drives before freshman Vincent Brown caught the game-winning, 27-yard touchdown pass from O'Connell with 1:06 left on the clock.

O'Connell, who completed 20 of his 44 pass attempts, compiled 249 yards in the air, while Brett Swain led all receivers with 95 yards on six catches. But it was the Aztec defense that allowed SDSU to come back for the win as they held Wyoming to just one field goal in the second half. Corey Boudreaux had 12 stops and the Aztecs recorded a season-high 15 tackles for loss.

	1	2	3	4	Total
Wyoming	14	7	0	3	- 24
San Diego State	0	7	13	7	- 27

WYO – Ford 19-yd pass from Sween (Vinnedge kick), 9 plays, 57 yards, 2:42 (10:22, 1st)

WYO – Rogers 80-yd interception return (Vinnedge kick), no drive (2:49, 1st)

WYO – Ford 30-yd pass from Sween (Vinnedge kick), 7 plays, 52 yards, 3:38 (1:18, 2nd)

SDSU – Schilens 5-yd pass from O'Connell (Palmer kick), 7 plays, 64 yards, 1:05 (2nd, 0:13)

SDSU – O'Connell 29-yd run (Palmer kick blocked), 5 plays, 83 yards, 1:46 (7:47, 3rd)

SDSU – Sullivan 6-yd run (Palmer kick), 8 plays, 66 yards, 3:23 (2:57, 3rd)

WYO – Vinnedge 44-yd FG, 9 plays, 25 yards, 3:24 (11:38, 4th)

SDSU – Brown 27-yd pass from O'Connell (Palmer kick), 6 plays, 38 yards, 2:40 (1:06, 4th)

INDIVIDUAL STATS

Rushing (Atts.-Yards-TDs): SDSU: O'Connell 14-41-1; Sullivan 5-13-1; D. Brown 1-2; Bornes 4-2. WYO: Moore 20-57; Seldon 14-40; Johnson 3-12; Marsh 1-6; Sween 9-(-24).

Passing (Att.-Comp.-Int., Yards, TDs): SDSU: O'Connell 44-20-2, 249, 2; Umuolo 1-0-0, 0, 0. WYO: Sween 30-22-1, 159, 2.

Receiving (No.-Yards-TDs): SDSU: Swain 6-95; V. Brown 4-52-1; Schilens 4-40-1; S. Schmidt 3-13; Wallace 2-43; Sullivan 1-6. WYO: Seldon 5-2; Ford 4-70-2; Betschart 4-22; Moore 3-12; Sal-yards 2-27; Johnson 2-9; Jacobo 1-9; Burkhalter 1-8.

TEAM STATS	WYO	SDSU
First Downs	18	16
Rushes-Yards	47-91	24-58
Passing Yards	159	249
C-A-I	22-30-1	20-45-2
Total Offense	250	307
Fumbles-Lost	1-0	0-0
Penalties-Yards	2-10	3-29
Possession Time	36:00	24:00
Turnovers	1	2
Average Field Pos.	34	27

AZTEC FOOTBALL MEDIA GUIDE

2007 Game Recaps



► 2008 SAN DIEGO STATE FOOTBALL

GAME 9 Nov. 10 • Sam Boyd Stadium (18,837) at UNLV

LAS VEGAS – SDSU jumped out to an early lead and was able to hold off a late rally by UNLV to defeat the Rebels, 38-30, for its second consecutive victory. The last time the Aztecs posted back-to-back wins was in 2005.

Senior quarterback Kevin O'Connell threw for two touchdowns and classmate Brandon Bornes ran for his 13th career rushing TD to lead San Diego State.

The Aztecs came out of the gate quickly as they scored on their first three drives of the game. On the opening possession, Brandon Sullivan had a 25-yard run that set up a 3-yard touchdown reception by Steve Schmidt, the first TD of his career.

SDSU continued to roll as O'Connell threw for his second score of the game, this time a 49-yard pass to Chaz Schilens, on the first play of the Aztecs' second drive.

Bornes ran 15 yards for a TD to start the second quarter, and the Aztec defense continued to hold the Rebels scoreless for a 21-0 halftime lead.

After the break, UNLV scored 17 unanswered points, starting with a 31-yard touchdown pass from Travis Dixon to Rodelin Anthony. The Rebels continued their momentum with a 5-play, 81-yard drive that resulted in a 17-yard TD run by Channing Trotter, cutting the Aztec lead to just 21-14.

UNLV started the final 15 minutes of play by adding three more points, thanks to a 35-yard field goal by Sergio Aguayo, but the Aztecs countered as Mekell Wesley returned the subsequent kickoff 89 yards for a touchdown.

The Rebels came right back on their next drive, however, as Dixon tossed a 13-yard TD pass to Casey Flair. With UNLV unable to complete the two-point conversion, the Aztecs held a 28-23 lead with eight minutes left.

Garrett Palmer was able to give SDSU more breathing room with a 22-yard field goal before Martrell Fantroy intercepted a Dixon pass and returned it 55 yards for a score with under two minutes remaining to seal the win for the Aztecs.

UNLV tacked on one more score, but it was too little too late, as SDSU held on for the victory.

O'Connell threw for 196 yards, while Sullivan totaled 138 yards, including 70 on the ground and 68 through the air.

	1	2	3	4	Total
San Diego State	14	7	0	17	- 38
UNLV	0	0	14	16	- 30

SDSU – S. Schmidt 3-yd pass from O'Connell (Palmer kick), 10 plays, 91 yards, 4:06 (4:46, 1st)

SDSU – Schilens 49-yr pass from O'Connell (Palmer kick), 1 play, 49 yards, 0:08 (1:53, 1st)

SDSU – Bornes 15-yr run (Palmer kick), 9 plays, 75 yards, 4:39 (9:38, 2nd)

UNLV – Anthony 31-yr pass from Dixon (Aguayo kick), 8 plays, 80 yards, 4:43 (8:27, 3rd)

UNLV – Trotter 17-yr run (Aguayo kick), 5 plays, 81 yards, 1:57 (4:39, 3rd)

UNLV – Aguayo 35-yr FG, 7 plays, 27 yards, 2:56 (13:34, 4th)

SDSU – Wesley 89-yr kickoff return (Palmer kick), no drive (13:19, 4th)

UNLV – Flair 13-yr pass from Dixon (Dixon pass failed), 12 plays, 78 yards, 4:52 (8:19, 4th)

SDSU – Palmer 22-yr FG, 9 plays, 74 yards, 3:34 (4:37, 4th)

SDSU – Fantroy 55-yr interception return, no drive (1:15, 4th)

UNLV – Anthony 36-yr pass from Dixon (Aguayo kick), 6 plays, 66 yards, 1:03 (0:07, 4th)

INDIVIDUAL STATS

Rushing (Atts.-Yards-TDs): SDSU: Sullivan 10-70; O'Connell 10-31; Bornes 4-25-1. UNLV: Summers 26-187; Trotter 5-29-1; Dixon 11-23; Wolfe 1-19; Clayton 6-17.

Passing (Att.-Comp.-Int., Yards, TDs): SDSU: O'Connell 23-17-1, 196, 2. UNLV: Dixon 22-13-1, 185, 3; Clayton 7-5-0, 22, 0.

Receiving (No.-Yards-TDs): SDSU: Sullivan 6-68; V. Brown 4-34; S. Schmidt 3-13-1; Schilens 2-60-1; Swain 1-18; Umuolo 1-3. UNLV: Flair 8-88-1; Anthony 3-72-2; Wolfe 2-19; Butler 2-18; Rodriguez 1-9; Summers 1-2; Trotter 1-(-1).

TEAM STATS	SDSU	UNLV
First Downs	18	24
Rushes-Yards	26-122	49-275
Passing Yards	196	207
C-A-I	17-23-1	18-29-1
Total Offense	318	482
Fumbles-Lost	0-0	2-0
Penalties-Yards	3-20	3-33
Possession Time	23:10	36:50
Turnovers	1	1
Average Field Pos.	36	25

GAME 10 Nov. 17 • Falcon Stadium (34,227) at Air Force

USAF ACADEMY, Colo. – Three Falcons eclipsed 100-yards on the ground as Air Force racked up a season-high 569 rushing yards to defeat San Diego State, 55-23.

Aztec wide receiver Chaz Schilens had a career-high 215 receiving yards and quarterback Kevin O'Connell completed 15 of his 24 pass attempts for 384 yards, but it wasn't enough as the Falcons won the battle in total offense, 670-506.

San Diego State opened the scoring when O'Connell took a keeper for a 1-yard touchdown, but Air Force was quick to respond as Jim Ollis ran 54 yards for a score, before the Falcons used an interception to set up a 4-yard score by Ty Paffett. Air Force continued to roll with an 8-play, 69-yard drive that was capped by a 3-yard TD run from Chad Hall.

The Aztecs were able to get back on the board and end the Falcons' 21-0 run with a 40-yard field goal by Garrett Palmer, but Air Force quickly countered two drives later when Paffett struck again with a 73-yard TD run.

SDSU closed out the half with Atiyah Henderson rushing six yards for his first TD of 2007, cutting the Aztecs' deficit to 11 points (28-17).

Although San Diego State carried some momentum into the half, it was the Falcons who took control after the break, opening the third quarter with two rushing scores, including Paffett's third of the day. O'Connell completed a 9-yard TD pass to Brett Swain, but it wasn't enough as Air Force went on to add two more scores, completing the 55-23 victory.

Punter Michael Hughes had a school-record tying 54.8 average, including a long of 64 yards. Defensively, Ray Bass led the Aztecs with a career-high 17 tackles and Andrew Preston was also in double figures with 10 stops.

Paffett spearheaded the Falcon rush with 107 yards and three touchdowns on seven carries. Ollis recorded a game-high 167 rushing yards and two touchdowns, while Hall added 151 yards on the ground.

	1	2	3	4	Total
San Diego State	7	10	6	0	- 23
Air Force	14	14	21	6	- 55

SDSU – O'Connell 1-yr run (Palmer kick), 11 plays, 47 yards, 4:39 (6:03, 1st)

AF – Ollis 54-yr run (Harrison kick), 2 plays, 54 yards, 0:18 (3:59, 1st)

AF – Paffett 4-yr run (Harrison kick), 2 plays, 29 yards, 0:23 (1:03, 1st)

AF – Hall 3-yr run (Harrison kick), 8 plays, 69 yards, 2:51 (11:53, 2nd)

SDSU – Palmer 40-yr FG, 6 plays, 50 yards, 1:27 (10:21, 2nd)

AF – Paffett 73-yr run (Harrison kick), 3 plays, 85 yards, 1:04 (6:55, 2nd)

SDSU – Henderson 6-yr run (Palmer kick), 11 plays, 72 yards, 4:25 (2:22, 2nd)

AF – Ollis 31-yr run (Harrison kick), 8 plays, 71 yards, 2:28 (12:26, 3rd)

AF – Paffett 4-yr run (Harrison kick), 9 plays, 79 yards, 2:55 (7:14, 3rd)

SDSU – Swain 9-yr pass from O'Connell (O'Connell pass failed), 8 plays, 80 yards, 3:03 (4:11, 3rd)

AF – Carney 40-yr run (Harrison kick), 7 plays, 85 yards, 2:12 (1:54, 3rd)

AF – Hall 32-yr run (Harrison kick failed), 9 plays, 96 yards, 4:04 (10:50, 4th)

INDIVIDUAL STATS

Rushing (Atts.-Yards-TDs): SDSU: Sullivan 11-30; Henderson 8-27-1; O'Connell 10-22-1; D. Brown 3-12; Bornes 2-5. AF: Ollis 15-163-2; Hall 19-151-2; Paffett 7-105-3; Carney 7-77-1; Stephens 5-35; Newell 4-21; Smith 2-8; Peoples 3-7; McCarthy 1-2.

Passing (Att.-Comp.-Int., Yards, TDs): SDSU: O'Connell 43-27-1, 384, 1; Sokoloski 3-1-0, 17, 0; Mougey 1-1-0, 9, 0. AF: Carney 14-8-1, 101, 0.

Receiving (No.-Yards-TDs): SDSU: Schilens 8-215; Swain 6-84-1; Henderson 6-37; V. Brown 3-31; Wesley 1-17; O'Connell 1-9; Sullivan 1-8; Umuolo 1-5; S. Schmidt 1-4; Bornes 1-0. AF: Dekker 3-62; Hall 3-31; Root 1-6; Paffett 1-2.

TEAM STATS	SDSU	AFA
First Downs	21	30
Rushes-Yards	35-96	64-569
Passing Yards	410	101
C-A-I	29-47-1	8-14-1
Total Offense	506	670
Fumbles-Lost	2-2	0-0
Penalties-Yards	4-35	7-66
Possession Time	30:59	29:01
Turnovers	3	1
Average Field Pos.	28	25

REVIEW ► 2007 GAME RECAPS AZTEC FOOTBALL MEDIA GUIDE

2007 Game Recaps



► 2008 SAN DIEGO STATE FOOTBALL

2007 GAME RECAPS ◀ REVIEW

GAME 11 Nov. 24 • Qualcomm Stadium (18,350) vs. TCU

SAN DIEGO – Aztec quarterback Kevin O’Connell threw for 366 yards and two touchdowns, but it wasn’t enough as TCU compiled 694 yards of total offense and came back from a 17-0 first quarter deficit to defeat San Diego State, 45-33.

SDSU jumped out to an early lead with a 44-yard field goal by Garrett Palmer. The Aztecs then took advantage of a TCU fumble at the SDSU 1-yard line as O’Connell went on to complete a 97-yard pass play to Chaz Schilens for a TD.

TCU was unable to counter as Travis Crawford forced a fumble on the kickoff return and the Aztecs’ Martrell Fantroy recovered the ball at the TCU 48-yard line. SDSU was quick to score, eating up only 35 seconds on the clock, as a 45-yard pass play from O’Connell to Brett Swain set up a 3-yard touchdown run by Davon Brown.

Trailing 17-0 at the start of the second quarter, TCU proceeded to go on a 21-0 run to take its first lead of the night. The Aztecs finally responded with 34 seconds remaining in the half, when Swain had a 6-yard touchdown reception, giving SDSU the 24-21 lead.

The Frogs regained the momentum after the break with two rushing scores by Joseph Turner from nine and 14 yards out. SDSU was able to stop the Frogs’ 14-0 run with a 35-yard field goal by Palmer, but TCU quickly countered as Turner ran 41 yards for his fourth TD of the night.

Taking a 42-27 lead into the final 15 minutes of play, TCU tacked on three more points with a 33-yard field goal from Chris Manfredini. With less than two minutes to go, O’Connell ran 12 yards for his 17th career rushing TD.

O’Connell completed 26 of his 51 pass attempts, compiling 424 total yards, including 58 on the ground. Schilens recorded his second 100-yard receiving game with 174 yards on six catches. Defensively, three Aztecs hit double digits in tackles, led by linebacker Luke Laolagi’s 13 stops.

	1	2	3	4	Total
TCU	0	21	21	3	- 45
San Diego State	17	7	3	6	- 33

SDSU – Palmer 44-yd FG, 9 plays, 58 yards, 2:46 (9:07, 1st)

SDSU – Schilens 97-yd pass from O’Connell (Palmer kick), 2 plays, 97 yards, 0:25 (6:26, 1st)

SDSU – D. Brown 3-yd run (Palmer kick), 3 plays, 48 yards, 0:35 (5:43, 1st)

TCU – Christian 2-yd run (Manfredini kick), 12 plays, 74 yards, 3:05 (13:20, 2nd)

TCU – Dalton 14-yd run (Manfredini kick), 3 plays, 75 yards, 3:57 (7:09, 2nd)

TCU – Turner 5-yd run (Manfredini kick), 8 plays, 65 yards, 3:57 (2:19, 2nd)

SDSU – Swain 6-yd pass from O’Connell (Palmer kick), 6 plays, 56 yards, 1:45 (0:34, 2nd)

TCU – Turner 9-yd run (Manfredini kick), 7 plays, 36 yards, 1:37 (10:20, 3rd)

TCU – Turner 14-yd run (Manfredini kick), 8 plays, 77 yards, 2:46 (5:35, 3rd)

SDSU – Palmer 35-yd FG, 6 plays, 41 yards, 2:09 (3:26, 3rd)

TCU – Turner 41-yd run (Manfredini kick), 2 plays, 70 yards, 0:36 (2:50, 3rd)

TCU – Manfredini 33-yd FG, 15 plays, 65 yards, 5:26 (10:31, 4th)

SDSU – O’Connell 12-yd run (O’Connell pass intercepted), 13 plays, 89 yards, 2:42 (1:37, 4th)

INDIVIDUAL STATS

Rushing (Atts.-Yards-TDs): SDSU: O’Connell 11-58-1; Henderson 4-10; Bornes 2-4; D. Brown 1-3-1; Sullivan 3-0. TCU: Turner 33-226-4; Dalton 9-60-1; Christian 12-47-1; Dickerson 4-16; Watts 2-9; Massey 4-8; M. Jackson 2-7; W. Jackson 1-2; Kerley 2-1.

Passing (Att.-Comp.-Int.,

Yards, TDs): SDSU: O’Connell

51-26-0, 366, 2. TCU: Dalton 39-23-

0, 298, 0; M. Jackson 3-3-0, 20, 0.

Receiving (No.-Yards-TDs):

SDSU: Schilens 6-174-1; Hen-

derson 6-25; Swain 5-90-1; S.

Schmidt 3-33; Mougey 3-30; V.

Brown 2-12; Sullivan 1-2. TCU:

Bryant 7-79; Massey 6-90; Dick-

erson 4-31; Kerley 2-48; Chris-

tian 2-17; Reagan 1-26; Clay

1-11; Young 1-7; Turner 1-5;

Frosch 1-4.

TEAM STATS	TCU	SDSU
First Downs	39	15
Rushes-Yards	69-376	21-75
Passing Yards	318	366
C-A-I	26-42-0	26-51-0
Total Offense	694	441
Fumbles-Lost	3-3	0-0
Penalties-Yards	0-0	4-29
Possession Time	40:14	19:46
Turnovers	3	0
Average Field Pos.	31	28

GAME 12 Dec. 1 • Qualcomm Stadium (28,473) vs. BYU

SAN DIEGO – In a game rescheduled due to the San Diego wildfires in October, the Aztec football team concluded its 2007 campaign with a 48-27 loss to visiting Brigham Young, which entered the contest ranked No. 21 nationally.

SDSU kept it close at the half, matching BYU’s opening touchdown with one of its own, before tacking on a pair of Garrett Palmer 41-yard field goals to enter the locker room down by just seven (20-13).

Cougar running back Harvey Unga notched his second of four touchdowns on the day from seven yards out to open scoring in the second half. San Diego State answered when quarterback Kevin O’Connell found fellow senior Lynell Hamilton for a 3-yard touchdown reception to remain within striking distance.

Unga, however, tallied his fourth touchdown of the night on a three-yard run with under a minute left in the third quarter, and the Cougars outscored the Aztecs 14-7 in the final 15 minutes to secure the 48-27 win and an unbeaten conference campaign.

O’Connell finished his career by becoming the first SDSU player to lead the team in both rushing and passing in the same campaign, logging 408 yards on the ground and 3,063 through the air, including 288 in the finale with BYU. O’Connell also tallied a pair of rushing touchdowns to give him 11 in 2007, a school-record for a quarterback.

Aztec senior wideouts Brett Swain and Chaz Schilens combined for 18 catches for 204 yards, with Swain logging a career-best 10 catches and Schilens recording his third straight 100-yard receiving outing.

Defensively, senior safety Ray Bass had 10 tackles and sophomore linebacker Jerry Milling posted a career-best nine stops.

For BYU, Unga finished with 161 yards rushing and four touchdowns, while Max Hall threw for 227 yards and three TDs.

	1	2	3	4	Total
BYU	13	7	14	14	- 48
San Diego State	7	6	7	7	- 27

BYU – Unga 8-yd pass from Hall (Payne kick) – 9 plays, 60 yards, 3:38 (9:55, 1st)

SDSU – O’Connell 7-yd run (Palmer kick) – 16 plays, 65 yards, 5:00 (4:55, 1st)

BYU – Unga 1-yd run (Payne kick failed) – 12 plays, 67 yards, 4:53 (0:02, 1st)

SDSU – Palmer 41-yd field goal – 7 plays, 1 yard, 2:05 (5:39, 2nd)

BYU – Collie 17-yd pass from Hall (Payne kick) – 9 plays, 71 yards, 4:28 (1:11, 2nd)

SDSU – Palmer 41-yd field goal – 8 plays, 43 yards, 1:11 (0:00, 2nd)

BYU – Unga 7-yd run (Payne kick) – 7 plays, 54 yards, 2:28 (12:32, 3rd)

SDSU – Hamilton 3-yd pass from O’Connell (Palmer kick) – 14 plays, 68 yards, 5:43 (6:49, 3rd)

BYU – Unga 3-yd run (Payne kick) – 12 plays, 72 yards, 5:57 (0:52, 3rd)

BYU – Vakapuna 2-yd run (Payne kick) – 8 plays, 68 yards, 2:36 (12:17, 4th)

SDSU – O’Connell 2-yd run (Palmer kick) – 14 plays, 81 yards, 2:40 (9:37, 4th)

BYU – Pitta 13-yd pass from Hall (Payne kick) – 9 plays, 78 yards, 5:17 (4:20, 4th)

INDIVIDUAL STATS

Rushing (Atts.-Yards-TDs): SDSU: O’Connell 17-61-2; Bornes 2-6; Mougey

3-5; Henderson 1-1; Brown 3-(-5). BYU: Unga 23-161-3; Vakapuna 14-97-1;

Tonga 10-36; Collie 1-10; Latu 1-

6; Hall 2-2; Gaskins 1-(-1).

Passing (Att.-Comp.-Int., Yards,

TDs): SDSU: O’Connell 55-33-1,

288, 1. BYU: Hall 26-19-1, 227, 3.

Receiving (No.-Yards-TDs):

SDSU: Swain 10-98, Schilens 8-

106; Henderson 5-26; S. Schmidt

4-31; Hamilton 2-7-1; Mougey 1-

4. BYU: Pitta 4-47-1; Reed 4-39;

Allen 3-51; Collie 3-35-1; Unga 3-

29-1; So’oto 2-26.

TEAM STATS	BYU	SDSU
First Downs	33	22
Rushes-Yards	52-311	26-86
Passing Yards	227	288
C-A-I	19-26-1	33-55-1
Total Offense	538	356
Fumbles-Lost	1-0	0-0
Penalties-Yards	7-71	7-64
Possession Time	34:20	25:40
Turnovers	1	1
Average Field Pos.	32	33