

SAN DIEGO STATE FOOTBALL

Seven Straight Bowl Game Appearances • 21 Conference Championships • 2016, 2015, 2012 Mountain West Champions
 Contacts: Mike May, senior assoc. AD (mmay@mail.sdsu.edu); Jamie McConeghy, asst. AD/media relations (jmcconeg@mail.sdsu.edu); Jen Heisel, asst. media relations director (jheisel@mail.sdsu.edu)

GAME INFORMATION

Television: none; **Live Stream:** Facebook Live

Talent: Dan Hellie (play-by-play), Daniel Jeremiah (analysis), Francisco Rivera (sidelines), Jordan Carruth (sidelines, social), Mark Balk (producer)

Aztecs Radio Network: 101.5 KGB / XTRA 1360 / Fox Sports Inland Empire (IE) 1350 (pregame show starts at 4:30 p.m. PT)

Talent: Ted Leitner (play-by-play); Rich Ohrnberger (analyst), Chris Elio (sidelines), Judson Richards and J.R. Tolver (pregame), Jon Schaffer and J.R. Tolver (halftime, postgame)

Live Stats: GoAztecs.com

Social: @GoAztecs (public)  @AztecsPR (Twitter account media only)  @GoAztecsStats (public) - in-game notes

GoAztecs.com: GoAztecs.com offers the most complete and comprehensive pre and postgame coverage for Aztec football. Visit the site for recaps, video highlights, live press conferences, photo and more.

SERIES INFORMATION

SDSU vs. UC Davis: 1st meeting
Series in San Diego: 1st meeting

SCHEDULE / RESULTS (0-0, 0-0 MW)

Date	Opponent (TV/Online)	Time / Result
S.2	UC Davis (Facebook Live)	5:30 p.m. PT
S.9	at Arizona State (Pac-12 Networks)	8 p.m. PT
S.16	Stanford (CBSSN)	7:30 p.m. PT
S.23	at Air Force* (CBSSN)	5 p.m. MT
S.30	Northern Illinois (CBSSN)	7:30 p.m. PT
O.7	at UNLV* (ESPN Networks)	TBA
O.14	Boise State* (CBSSN)	7:30 p.m. PT
O.21	Fresno State* (CBSSN)	7:30 p.m. PT
O.28	at Hawai'i* (ESPN Networks)	TBA
N.4	at San José State* (ESPN Networks)	TBA
N.11	bye week	
N.18	Nevada* (CBSSN)	7:30 p.m. PT
N.24	New Mexico* (CBSSN)	12:30 p.m. PT

* - Mountain West game

TABLE OF CONTENTS

	Page No.
Media Opportunities / Weekly Schedule	2
Schedule / Results	3
General Notes	3-13
Season-Opener Records	14
Mountain West / Opponent Standings	15
Head Coach Rocky Long	16
Coaching Staff	17
Roster	18-19
Depth Chart	20
Player Profiles	21-48
Statistics	49-61
Last Time it Happened	62-64

GAME 1

UC DAVIS AGGIES (3-8 in 2016; 2-6 BIG SKY) VS. [rv/rv] **SAN DIEGO STATE AZTECS** (11-3 in 2016; 6-2 MW)
 SAT., SEPT. 2 :: 5:30 p.m. PT :: SAN DIEGO STADIUM (54,000) :: SAN DIEGO, CALIF. :: **KGB SKYSHOW**

UC DAVIS



FCS Rk.	Statistics	FBS Rk.
28.2 47	Points/Game	29 35.2
37.1 113	Points Allowed/Game	17 20.2
155.3 60	Rushing Yds./Game	7 262.9
199.5 94	Rushing Yds. Allowed/Game	6 105.7
238.2 37	Passing Yds./Game	119 144.5
237.9 86	Passing Yds. Allowed/Game	42 209.7
393.5 45	Total Offense/Game	68 407.4
437.4 102	Total Defense/Game	11 315.4

SAN DIEGO STATE



SDSU was the only team in 2016 to rank in the top seven nationally in rushing offense and rushing defense.

COACHING MATCHUP

	UC DAVIS	SAN DIEGO STATE
Head Coach	Dan Hawkins (UC Davis, 1984)	▶ Rocky Long (New Mexico, 1974)
Record At School	0-0	54-26 / 6th season
Overall Record	111-61-1 / 16th season	119-95 / 17th season

▶ - 3-time Mountain West Coach of the Year and MW's all-time winningest coach.

NEWS AND NOTES (entering 2017 season)

- San Diego State, the two-time defending Mountain West champion, opens its 95th season of football, its 49th at the Division I level and seventh under the direction of head coach Rocky Long at home on Saturday against UC Davis.
- SDSU tied a school-record in 2016 by winning 11 games (for the second consecutive season), earned its second straight conference championship and third league crown in five years, advanced to its school-record seventh consecutive bowl game and defeated Houston, 34-10, in the Las Vegas Bowl. SDSU ended the season ranked 25th in both the Associated Press and Coaches Polls (the only other time SDSU ended a Division I campaign ranked in the AP Top 25 was 1978 (post-1977 season) (16th)).
- San Diego State returns 12 starters (5 offense, 6 defense and 1 special teams) from last season's squad.
- Sixteen different Aztec players received preseason accolades, with six players (PK **John Baron II**, QB **Christian Chapman**, LB **Ronley Lakalaka**, RB **Rashaad Penny**, RB **Juwan Washington** and TE **David Wells**) on watch lists for national honors.
- Seven Aztec players received first-team all-Mountain West preseason honors from at least one publication - S **Parker Baldwin**, PK **John Baron II**, LB **Ronley Lakalaka**, RB **Rashaad Penny**, OG **Antonio Rosales**, WR/PR **Quest Truxton** and TE **David Wells**.
- SDSU is 19-3 in its last 22 home games dating back to Nov. 2, 2013. The Aztecs have outscored their opponents, 739-366, during that span (33.6-16.6) and outgained the opposition, 9,152 to 6,580. Total turnovers in those 22 games: SDSU 22, Opp. 46 (+24 TO margin).
- The Aztecs are 49-40-5 all-time in season openers, including a 41-16-4 mark in home contests. SDSU has won its last three season openers - defeating Northern Arizona, 38-7 in 2014, San Diego, 37-3 in 2015 and New Hampshire, 31-0, in 2016.
- San Diego State is one of 21 teams nationally to play in a bowl game each of the last seven seasons (2010-16) and one of just two from the Group of 5 (also Boise State).
- Since the beginning of the 2015 campaign, San Diego State has won 22 games. That is the tied for the fifth-highest win total nationally during that span, trailing only Alabama (28), Clemson (28), Ohio State (23) and Western Kentucky (23). Other schools that have won 22 games during that span include Houston, Oklahoma and Stanford.
- Among the 128 FBS schools, head coach **Rocky Long** is one of only 10 active coaches to lead their team to a bowl game in each of his first six seasons as a head coach. Of those 10 coaches, only five (including Long) are active streaks. Among 65 schools, only

HIGHEST FBS WIN PCT. SINCE OCT. 3, 2015

Below is a list of the best records in the nation since Oct. 3, 2015 (entering season).

School	W-L	Pct.
Alabama	25-1	.962
Clemson	25-2	.926
San Diego State	21-3	.875
Western Michigan	20-3	.870
Ohio State	19-3	.864

During the last 24 games, San Diego State has outscored its opponents, 851-404 (35.5-16.8).

PASSES INTERCEPTED / FBS

Below is a list of the teams with the most interceptions since the start of the 2015 season.

School	Int.	IRTD
San Diego State	49	9
Utah	40	5
Appalachian State	38	5
Arkansas State	37	7
West Virginia	37	7

SDSU's 63 forced turnovers since the start of the 2015 season is second nationally (Utah, 65).

SDSU HIGHEST SINGLE-SEASON RUSHING AVERAGE

Min. 1,000 rushing yards.

Player	Season	Yards	YPC
R. Penny	2016	1,018	7.49
C. Hardy	1985	1,150	7.28
M. Faulk	1991	1,586	6.87
J. Allison	1964	1,186	6.82
D. Pumphrey	2014	1,867	6.76

In his last six gms., Penny has carried 53 times for 550 yds. and five TDs. In addition to his 10.38 ypc in that span, he has three 100-yard rushing gms.

SAN DIEGO STATE MEDIA AVAILABILITY: UC DAVIS

28	MON	29	TUE	30	WED	31	THU	1	FRI	2	SAT	3	SUN
<p>3:30 p.m. (approximate) - Practice First 20 minutes open to media who cover SDSU on a regular basis (must contact media relations office)</p> <p>5:30 p.m. (approximate) - Post-practice availability (Players who are appearing at news conference on Tuesday are not available)</p> <p>Game Notes Available</p>		<p>FINAL MEDIA DAY FOR STUDENT-ATHLETES</p> <p>SDSU Media Luncheon Noon - Food 12:15 p.m. - Coach Long 12:30 p.m. - Student-Athletes</p> <p>3:30 p.m. - Practice First 20 minutes open to media who cover SDSU on a regular basis (must contact media relations office)</p> <p>5:30 p.m. (approximate) - Post-practice availability (Players who appeared at news conference are not available; Also no Coach Long availability)</p> <p>Live News Conference News Conference Video News Conference Quotes</p>		<p>FINAL MEDIA DAY FOR COACHES</p> <p>Closed Practice</p> <p>5:30 p.m. (approximate) - Post-practice availability for Coach Long and assistants</p> <p>6 p.m. - The Rocky Long Show live on XTRA 1360.</p> <p>Broadcast Flip Card</p>		<p>Closed Practice</p> <p>No media availability.</p> <p>Aztec Football with Rocky Long TV show on FOX Sports San Diego. Check local listings for specific broadcast time.</p>		<p>Closed Practice</p> <p>No media availability.</p>		<p>UC Davis at San Diego State 5:30 p.m. PT</p> <p>Postgame News Conference - San Diego State locker room is closed. Coach Long and selected players will be available outside the locker room after a brief cooling off period.</p> <p>Live: Game Live: Stats Game Stats Postgame Notes Postgame Quotes News Conference Archive Highlights</p>		<p>No practice.</p> <p>Selected media availability for Aztec coordinators Jeff Horton (offensive), Danny Gonzales (defensive) and Bobby Hauck (special teams).</p>	

Items in red are sent out to the media distribution list and/or are available on that day at GoAztecs.com.

SDSU MEDIA RELATIONS

Phone: (619) 594-5547

Fax: (619) 582-6541

Overnight Address:

Aztec Athletics Center, Suite 3014
5302 55th Street
San Diego, CA 92182-4309

Website: GoAztecs.com

Public Twitter: GoAztecs

Twitter (Media): twitter.com/AztecsPR

Mike May* | Senior Assoc. AD/Comm. & Media Relations

Office: (619) 594-5547 Cell: (619) 957-8372

E-Mail: mmay@mail.sdsu.edu

Jamie McConeghy* | Assistant AD - Media Relations

Office: (619) 594-4348 Cell: (607) 435-5577

E-Mail: jmcconeg@mail.sdsu.edu

Darin Wong | Assistant AD - Media Relations

Office: (619) 594-5548

E-Mail: dwong@mail.sdsu.edu

Martin Foley | Assistant Media Relations Director

Office: (619) 594-5242

E-Mail: martin.foley@sdsu.edu

Jen Heisel^ | Assistant Media Relations Director

Office: (619) 594-5549 Cell: (862) 432-5499

E-Mail: jheisel@mail.sdsu.edu

Jim Solien | Assistant Media Relations Director

Office: (619) 594-2576

E-Mail: jsolien@mail.sdsu.edu

Lauren Weaver | Media Relations Coordinator

Office: (619) 594-5547

E-Mail: lweaver@sdsu.edu

Jason Bott | Coordinator of Multimedia Productions

Office: (619) 594-2428

E-Mail: jbott@mail.sdsu.edu

* primary football contacts; ^ secondary contact

PRACTICE

All practices are closed to both the public and the media with the lone exception being the first 20 minutes of Monday and Tuesday's workouts (media only). Members of the media planning to attend Monday or Tuesday's practice will need to call the media relations office to be placed on a list to gain access to the practice fields.

Post-practice interview requests should be submitted to the San Diego State media relations office no later than noon PT on the day of the potential interview. Other interview requests must be made at least 24 hours in advance.

SDSU TELECONFERENCE

The Mountain West is not hosting a weekly coaches teleconference this season.

TUESDAY MEDIA LUNCHEONS

This fall, SDSU will once again play host to a Tuesday media luncheon with head coach Rocky Long and requested players. The location will be the second floor of the Fowler Athletics Center.

Lunch is scheduled to begin at noon with coach Long addressing the media at 12:15, followed by student-athletes.

The news conference is carried live on the Internet at GoAztecs.com. A transcript of the weekly media luncheon will be posted on GoAztecs.com. Contact the media relations office for additional details.

THE ROCKY LONG SHOW

This season, the Rocky Long Show will air live weekly on Wednesday evenings from 6-7 p.m. PT on XTRA 1360.

AZTEC FOOTBALL WITH ROCKY LONG

San Diego State football head coach Rocky Long and FOX Sports San Diego have announced a coaches show for the second straight season. *Aztec Football with Rocky Long* will air each Thursday following live programming on FOX Sports San Diego.

The weekly show will give unprecedented access to the SDSU program and Long, the Mountain West's all-time leader in victories and two-time MW Coach of the Year. *Aztec Football with Rocky Long*, which will be hosted by Mike Pomeranz, will consist of player and coach features, behind the scenes footage, X's and O's with Long, a preview of the upcoming game, a recap of the last game and much more.

VIDEO FOOTAGE OF ROAD GAMES

Video highlights and interview footage will once again be available to the media for all of San Diego State's road games. For more information contact coordinator of multimedia productions Jason Bott at (619) 594-2428 or via e-mail at jbott@mail.sdsu.edu.

COLLEGEPRESSBOX.COM

CollegePressBox.com is the official media website for Mountain West football. Access and download weekly game notes, quotes, statistics, media guide headshots, logos and more for the conference and each of its 12 member schools throughout the season. Login information will be distributed by the conference office to accredited media or you can apply for a password by sending an email to password@collegepressbox.com.

ON THE LINE

- San Diego State won its final two games of the 2016 campaign. Of the 129 schools that play FBS, the Aztecs are tied for the 21st-longest active streak.
- The Aztecs have won nine consecutive games against teams from the Pacific Time Zone. That is the fourth-longest active streak nationally. *See chart, right >>>*
- SDSU has won five consecutive games against teams from the state of California. This is the longest streak for the Aztecs against teams from the Golden State since winning five in a row from Nov. 5, 1977 to Oct. 21, 1978. The last time SDSU owned a longer win streak against teams from California was a six-game streak in 1976-77.
- San Diego State has won three straight season openers by a combined score of 106-10. It is the longest win streak for the Aztecs in season opening games since the Red and Black won five straight openers from 1993-97.
- The Aztecs are 10-1 in their last 11 home games and is 19-3 in its last 22 games at San Diego Stadium dating back to Nov. 2, 2013. During that 22-game stretch, the Aztecs have outscored their opponents by a 739-366 margin (33.6-16.6). *See chart, right >>>*
- SDSU is 21-3 in its last 24 games overall dating back to Oct. 3, 2015. The Aztecs have outscored the opposition 851-404 during that span (35.5-16.8). Since Oct. 3, 2015, SDSU owns the nation's third-highest winning percentage in the nation, trailing only Alabama and Clemson. *See chart, right >>>*
- San Diego State has won three consecutive September games.

OPENING KICK

- San Diego State owns a 49-40-5 all-time record in season-opening games, including a 24-23-1 mark during the Division I era. The Aztecs are 8-10 in opening games since joining the Mountain West in 1999.
- That record improves when the season openers occur at home. SDSU is 41-16-4 all-time, 21-7-1 in the Division I era and 8-6 in the Mountain West era when the lidlifter occurs at home. The Aztecs have won five of their last six season-openers played at San Diego Stadium.
- Rocky Long owns an 8-9 record in season-opening games, including a 4-2 mark at San Diego State. The winningest coach in Mountain West history is 8-4 when the inaugural game of the season is at home.
- San Diego State has won three straight season openers by a combined score of 106-10. It is the longest win streak for the Aztecs in season-opening games since the Red and Black won five straight openers from 1993-97.

San Diego State in Season Openers

	W-L-T	Pct.	Streak
All-Time	49-40-5	.548	Won 3
At Home	41-16-4	.705	Won 3
On Road	8-24-1	.258	Last 11
Division I Era (since 1969)	24-23-1	.510	
At Home	21-7-1	.741	
On Road	3-16-0	.158	
Longest Win Streak	8 (1963-1970)		
Longest Losing Streak	5 (2005-2009)		

FUTURE SEASON OPENERS

Date	Opponent
S.1.18	at Stanford
A.31.19	Weber State
S.5.20	Sacramento State
S.4.21	New Mexico State
S.3.22	Arizona

ACTIVE WIN STREAK VS. PTZ TEAMS / FBS

Below is a list of the longest active win streaks against teams from the Pacific Time Zone (entering 2017 season).

Rk.	Team	Strk.	Next Game vs. PTZ Team
1.	TCU	21	none scheduled in 2017
2.	LSU	13	none scheduled in 2017
3.	Boise State	11	at Washington State (Sept. 9)
4.	San Diego State	9	vs. UC Davis (Sept. 2)
5.	Auburn/Minnesota	6	

BEST RECORD SINCE 10-03-15 / FBS

Below is a list of the best records in the FBS since Oct. 3, 2015 (entering 2017 season).














Rk.	Team	W-L	Pct.
1.	Alabama	25-1	.962
2.	Clemson	25-2	.926
3.	San Diego State	21-3	.875
4.	Western Michigan	20-3	.870
5.	Ohio State	19-3	.864
6.	Western Kentucky	20-4	.833
7.	Appalachian State	19-4	.826
	Oklahoma	19-4	.826
	Stanford	19-4	.826
10.	South Florida	18-4	.818

BEST HOME RECORD SINCE 11-02-13 / FBS

Below is a list of the best home records in the FBS since Nov. 2, 2013 (entering 2017 season).

Rk.	Team	W-L	Pct.
1.	Alabama	22-1	.957
	Clemson	22-1	.957
3.	Florida State	21-2	.913
4.	Ohio State	20-2	.909
5.	Boise State	19-2	.905
6.	Air Force	18-2	.900
	Western Kentucky	18-2	.900
8.	San Diego State	19-3	.864
9.	Navy	17-3	.850
10.	Brigham Young	16-3	.842

SCHEDULE / RESULTS

Date	Opponent	Site	TV/Online	Time/Result	Series	Notes
Sept. 2	 UC Davis Aggies	San Diego, Calif. San Diego Stadium	Facebook Live	5:30 p.m. PT	N/A	SDSU meets UCD for first time; Aztecs are 41-16-4 all-time when opener is at home.
Sept. 9	 at Arizona State Sun Devils	Tempe, Ariz. Sun Devil Stadium	Pac-12 Networks	8 p.m. PT	ASU, 10-0-1	Teams have not met since 2007; First meeting between the two teams was in 1934.
Sept. 16	 Stanford Cardinal	San Diego, Calif. San Diego Stadium	CBSSN	7:30 p.m. PT	STAN, 3-1	Teams have not met since SDSU joined the MW; Played four straight seasons from 1985-88.
Sept. 23	 at Air Force Falcons	Colorado Springs, Colo. Falcon Stadium	CBSSN	5 p.m. MT	AF, 19-15	Aztecs have won the last six meetings; SDSU has not played at Air Force since 2013.
Sept. 30	 Northern Illinois Huskies	San Diego, Calif. San Diego Stadium	CBSSN	7:30 p.m. PT	SDSU, 5-0	SDSU has won every meeting, outscoring NIU by 25.2 points on average.
Oct. 7	 at UNLV Rebels	Las Vegas, Nev. Sam Boyd Stadium	ESPN Networks	TBA	SDSU, 17-9	13 of SDSU's 17 wins over UNLV in all-time series have been by double digits.
Oct. 14	 Boise State Broncos	San Diego, Calif. San Diego Stadium	CBSSN	7:30 p.m. PT	Tied, 2-2	Average point differential over the series history is 7.8 points.
Oct. 21	 Fresno State Bulldogs	San Diego, Calif. San Diego Stadium	CBSSN	7:30 p.m. PT	SDSU, 29-23-4	56 all-time meetings - most vs. any SDSU opp.; San Diego State has won last two meetings.
Oct. 28	 at Hawai'i Rainbow Warriors	Honolulu, Hawaii Aloha Stadium	ESPN Networks	TBA	SDSU, 20-9-2	SDSU 14-2 in last 16 meetings vs. UH, winning the last five by an average of 24.8 points.
Nov. 4	 at San José State Spartans	San Jose, Calif. CEFCU Stadium	ESPN Networks	TBA	Tied, 19-19-2	Aztecs have held SJSU to single-digit points in three of their last four wins vs. the Spartans.
Nov. 18	 Nevada Wolf Pack	Reno, Nev. Mackay Stadium	CBSSN	7:30 p.m. PT	SDSU, 6-3	SDSU is 5-1 vs. Nevada in MW era, beating the Wolf Pack by 10+ points in last two wins.
Nov. 24	 New Mexico Lobos	San Diego, Calif. San Diego Stadium	CBSSN	12:30 p.m. PT	SDSU, 25-15	Aztecs have won the last five meetings; SDSU is 13-8 all-time against UNM in San Diego.
Dec. 2 title	 Mountain West	Division Champion with Championship	TBA	TBA	N/A	In 2016, Aztecs claimed their second straight and 21st in program history

11 WINS IN 2015 AND 2016

San Diego State is one of just six teams in the nation to win at least 11 games in both 2015 and 2016. Below is a list of those schools listed alphabetically.

Team	2015 W-L	2016 W-L
Alabama	14-1	14-1
Clemson	14-1	14-1
Ohio State	12-1	11-2
Oklahoma	11-2	11-2
San Diego State	11-3	11-3
Western Kentucky	12-2	11-3

CALIFORNIA FBS RECORDS SINCE 2010

Below is a look at the best records in the state of California since the beginning of the 2010 campaign. BG - indicates number of bowl games the team has participated in since 2010. AP Rk. - indicates current team ranking in the Associated Press poll.

Rk.	Team	W	L	Pct.	BG	AP Rk.
1.	Stanford	77	18	.811	7	14
2.	San Diego State	63	30	.677	7	rv
3.	USC	62	30	.674	5	4
4.	UCLA	51	40	.560	5	rv
5.	Fresno State	42	48	.467	4	--
6.	San José State	36	52	.409	2	--
7.	California	34	52	.395	2	--

UNANIMOUS

San Diego State and USF were the only schools in the country to receive every first-place vote in its official conference preseason poll. Below is a list of every favorite and the percent of the possible first-place votes it received in its preseason poll.

Rk.	Team	Conference-Div.	FPV/Total	Pct.
1.	San Diego State	Mountain West-West	28/28	100.0
	USF	American-East	30/30	100.0
3.	Washington	Pac 12-North	49/52	94.2
	USC	Pac 12-South	49/52	94.2
5.	Alabama	SEC-West	225/243	92.6
6.	Toledo	MAC-West	22/24	91.7
7.	Wisconsin	Big Ten-West	31/38	81.6
8.	Ohio State	Big Ten-East	34/42	81.0
9.	Boise State	Mountain West-Mtn.	21/28	75.0
10.	Florida State	ACC-Atlantic	123/167	73.7
11.	Memphis	American-West	22/30	73.3
12.	Western Kentucky	Conference USA-East	20/28	71.4
	Louisiana Tech	Conference USA-West	20/28	71.4
14.	Miami (Fla.)	ACC-Coastal	103/167	61.7
15.	Oklahoma	Big 12	19/32	59.4
16.	Appalachian State	Sun Belt	7/12	58.3
17.	Georgia	SEC-East	138/243	57.0
18.	Ohio	MAC-East	11/24	45.8

MOUNTAIN WEST STANDINGS / SINCE 2013

Below is a look at the best Mountain West records in league games since the start of the 2013 season (includes championship games).

Rk.	Team	W	L	Pct.	GB
1.	San Diego State	27	7	.794	-
2.	Boise State	25	8	.758	1.5
3.	Colorado State	21	11	.656	5.0
4.	Utah State	19	14	.576	7.5
5.	Air Force	16	17	.485	10.5
6.	Fresno State	15	19	.441	12.0
7.	Nevada	14	18	.438	12.0
	New Mexico	14	18	.438	12.0
	San José State	14	18	.438	12.0
10.	Wyoming	13	20	.394	13.5
11.	UNLV	11	21	.344	15.0
12.	Hawai'i	7	25	.219	19.0

THE PROGRAM

Below are a few tidbits on the San Diego State Football program. The Aztecs are coming off consecutive 11-win seasons and consecutive outright Mountain West championships. SDSU has advanced to a bowl game in each of the last seven seasons and has won its last two bowl games by a combined score of 76-17 (42-7 over Cincinnati in 2015 Hawai'i Bowl and 34-10 over Houston in 2016 Las Vegas Bowl).

- San Diego State is one of 21 teams nationally to play in a bowl game each of the last seven seasons (2010-16) and one of just two from the Group of 5 (also Boise State).
- The Aztecs claimed their second straight Mountain West title, third in five seasons and the 21st crown in program history last season with a 27-24 victory at Wyoming. The victory snapped the Cowboys' seven-game home win streak.
- SDSU won 11 games in 2016. It marked the second straight seasons (first time since 1976-77), the sixth time in the Division I era and the ninth time in school history that SDSU has recorded a double-digit win season. Prior to 2015, San Diego State went 37 seasons without recording a 10-win campaign
- San Diego State is one of just six teams nationally to win at least 11 games each of the last two seasons (others: Alabama, Clemson, Ohio State, Oklahoma, Western Kentucky). <<< See chart, left
- Since the beginning of the 2015 campaign, San Diego State has won 22 games. That is the tied for the fifth-highest win total nationally during that span, trailing only Alabama (28), Clemson (28), Ohio State (23) and Western Kentucky (23). Other schools that have won 22 games during that span include Houston, Oklahoma and Stanford.
- Among the 128 FBS schools, head coach **Rocky Long** is one of only 10 active coaches to lead their team to a bowl game in each of his first six seasons as a head coach. Of those 10 coaches, only five (including Long) are active streaks. Among 65 schools, only Troy Calhoun of Air Force led his team to a bowl game his first six seasons (his streak was broken in 2013 and is not active).
- Among California's seven FBS schools, San Diego State owns the second-highest winning percentage this decade. The Aztecs record of 63-30 trails only Stanford among Golden State squads, and is ahead of USC, UCLA, Fresno State, San José State and California. <<< See chart, left.
- San Diego State has advanced to seven consecutive bowl games. The Aztecs join Stanford as the only football teams in California - FBS or NFL - to advance to the postseason in each of the past six seasons.
- With bowl game appearances in a school-record seven straight seasons, the Aztecs have equaled their total number of bowls played in the 61 prior seasons (1949 through 2009).
- Aztec head coach Rocky Long is in his seventh season as head coach and ninth year on The Mesa. The Mountain West's all-time winningest coach, Long has guided SDSU to 54 victories.
- Between 2000-09, SDSU was 38-80 (.322) and owned the nation's 106th-best winning percentage. Since 2010, San Diego State is 63-30 (.677) and owns the nation's 20th-best winning percentage.
- Since the start of the 2010 season, San Diego State's 63-30 record is the second-best mark in the state, only trailing Stanford.
- With 63 wins in their last 93 games (63-30 since the beginning of the 2010 campaign), the Aztecs have equaled their win total from the previous 165 games (63-102).
- San Diego State has won 22 games in the last two seasons. That is the most prolific two-year period in school history. The previous mark was set when the Aztecs won 11 games in 1966 and 10 in 1967 while members of the California Collegiate Athletic Association, prior to the transition to Division I.

#WIN22

Rocky Long has been clear that San Diego State's number one goal every year is to win the conference title. The two time defending conference champions will begin their quest for the 22nd title in program history on Sept. 23 at Air Force.

- Below are some highlights on the recent league success SDSU has enjoyed.
- The 21 conference titles by the football program are the third most for any sport at San Diego State, trailing only men's basketball (27) and baseball (27), both sports which award two championships a year (regular season and tournament).
- Notes on football conference championships:
- Since the beginning of 2012 (last five seasons), only six teams among the 10 FBS conferences in the nation have won at least three conference championships - Alabama (SEC), Arkansas State (Sun Belt), Florida State (ACC), Oklahoma (Big 12), San Diego State (Mountain West) and Stanford (Pac-12).

- The Aztecs claimed consecutive conference titles for the first time since winning the Pacific Coast Athletic Association crown three straight years from 1972-74.
- SDSU is the first Mountain West school to win consecutive titles in the Division era and the first to win outright conference titles since TCU did it in 2009, 2010 and 2011.
- San Diego State has three Mountain West football titles in the last five seasons. Prior to the start of this run, the Aztecs went 14 seasons between football crowns.
- Rocky Long became just the fourth coach in Mountain West history to record consecutive outright conference championships. He joined TCU's Gary Patterson (2009-11), Brigham Young's Bronco Mendenhall (2006-07) and Utah's Urban Meyer (2003-04).
- Rocky Long is one of just three Aztec head coaches to win at least three conference titles, joining C.E. Peterson and Don Coryell.
- Rocky Long already has won more conference championship titles at SDSU (3) than the previous six head coaches combined (Brady Hoke (0), Chuck Long (0), Tom Craft (0), Ted Tollner (1) and Al Luginbill (0), Denny Stolz (1)).
- San Diego State's three conference championships this decade are the most in any one decade since claiming four championships in the 1970s.

MOST CONSECUTIVE SEASONS REACHING BOWL FROM START OF TENURE W/CURRENT TEAM, ACTIVE STREAKS & COACHES

Rk.	Coach, School	No.
1.	Nick Saban, Alabama	10
2.	Dabo Swinney, Clemson	9
3.	Jimbo Fisher, Florida State	7
4.	Rocky Long, San Diego State	6
	David Shaw, Stanford	6

San Diego State Football Conference Championships (21)		
Season	League	Coach
1922	SCJCC ■■	C.E. Peterson
1923	SCJCC ■■	C.E. Peterson
1924	SCJCC ■■	C.E. Peterson
1936	SCJCC ■■	Leo Calland
1937	SCJCC ■	Leo Calland
1950	CCAA ■	Don Coryell
1951	CCAA ■■	Don Coryell
1962	CCAA ■■	Don Coryell
1963	CCAA ■	Don Coryell
1966	CCAA ■■	Don Coryell
1967	CCAA ■■	Don Coryell
1969	PCAA ■■	Don Coryell
1970	PCAA ■	Don Coryell
1972	PCAA ■■	Don Coryell
1973	PCAA ■	Claude Gilbert
1974	PCAA ■■	Claude Gilbert
1986	Western Athletic ■	Denny Stolz
1998	Western Athletic ■	Ted Tollner
2012	Mountain West ■	Rocky Long
2015	Mountain West ■■	Rocky Long
2016	Mountain West ■	Rocky Long

■ - outright championship. ● - undefeated, untied conference record.

- Since 2012, The Aztecs have won more Mountain West football championships (3), than any other school (Boise State and Fresno State have won two).
- In addition, SDSU owns the league's best conference record since the conference moved to division play in 2013 <<< See chart, left
- San Diego State became the first road team to win the conference championship game in league history. Home teams were 3-0 in the event prior to SDSU's victory at Wyoming last season.
- This season, San Diego State received every first-place vote in the official media poll. Of the 10 FBS conferences, only San Diego State (Mountain West, West Division) and South Florida (American Conference, East Division) were the only two teams to receive every first place vote in their conference's official preseason poll. <<< See chart, left

SERIES NOTES

- San Diego State and UC Davis will meet for the first time on the football field in the 2017 opener. The two schools are separated by about a 517-mile drive (which a majority occurs on I5), are not currently scheduled to meet again.
- The Aztec women's soccer team opened up its 2017 season with a 1-0 victory over UC Davis on the SDSU SportsDeck.
- SDSU is 27-11 against current members of the Big Sky Conference and owns a 5-0 record against teams that called the Big Sky home at the time of the game. The Aztecs have outscored the opposition, 196-95, in those five games.
- Although first-year UC Davis head coach Dan Hawkins has had head coaching stints at Boise State (2001-05) and Colorado (2006-10), he has never faced SDSU as a head coach nor has he crossed paths with Aztec head coach Rocky Long.
- In a bizarre twist of fate, Hawkins did provide analysis on ESPN's coverage of the Aztecs' 45-19 loss at UNLV on Nov. 30, 2013. San Diego State has won six of the last seven encounters with the Rebels but Hawkins was in the booth for SDSU's one recent loss to UNLV. Coaching the Rebels that day was current SDSU associate head coach and special teams coordinator, Bobby Hauck.
- This will mark Rocky Long's first game as a head coach against UC Davis. It marks the 55th different opponent he has faced as a head coach. He won all three matchups against first-time foes last season, defeating New Hampshire, 31-0, in the season opener, winning at Northern Illinois, 42-28, and defeating Houston, 34-10, in the Las Vegas Bowl.



SAN DIEGO STATE VS. BIG SKY CONFERENCE OPPONENTS (AT TIME OF GAME) - DIVISION I ERA MEETINGS

Date	Site - Opp.	Result	SD Opp.		Total			Passing		Rushing		Te.	Att.			
			Rk	Rk	FD	FD	Yds	Yds	TOs	-TOs	Yds			Yds		
A.30.03	H - Ea. Washington	W 19 - 9	-	-	18	18	318	217	2	0	151	100	167	117	77	21,145
S.4.04	H - Idaho State	W 38 - 21	-	-	27	22	581	398	3	4	291	352	290	46	82	57,216
S.22.07	H - Portland State	W 52 - 17	-	-	27	24	596	458	0	4	474	445	122	13	69	53,110
S.15.12	H - No. Dakota	W 49 - 41	-	-	27	25	533	489	0	1	241	434	292	55	97	24,826
A.30.14	H - No. Arizona	W 38 - 7	-	-	25	14	399	312	1	1	205	188	194	124	84	30,761
S.2.17	H - UC Davis															

- **SERIES TIDBITS:** San Diego State has never trailed in the five Division I era meetings against teams that called the Big Sky Conference home at the time of the game. The Aztecs have scored at least three points in 19 of 20 quarters against Big Sky foes and has scored a point in each of the last 12 quarters.

SAN DIEGO STATE-UC DAVIS CONNECTIONS

- Current San Diego State compliance assistant J.T. O'Sullivan was a four-year letterwinner for the Aggies football team. O'Sullivan set a Division II record with six touchdown passes against Mesa State in 2000. He earned his bachelor's degree in English and was inducted into the school's athletic hall of fame in 2008. He also played in 17 games and made eight starts as an NFL quarterback from 2004-2009.

PLAYER CONNECTIONS

San Diego State	Hometown/High School	UC Davis
#72 Derrick Achayo	Roseville, Calif.	#4 Jon Amadi
#45 Andrew Lane		#32 Mitchell Layton
#44 Kyavha Tezino	Los Angeles, Calif.	#3 Jared Harrell
#48 Israel Cabrera	Canyon Country, Calif.	#7 Brandyn Lee
#37 Liam Cabrera		
#34 Issac Lessard	Sacramento, Calif.	#14 Daliceo Calloway
		#8 C.J. Spencer
#77 Ryan Pope	Long Beach, Calif.	#12 Brock Dale
		#50 Donovan Taylor
#37 Dwayne Johnson Jr.	Murrieta, Calif.	#12 Jaylin White
#3 Trey Lomax	San Diego, Calif.	#18 Evan Perkins
#5 Mark Salazar		#88 Dan Plum
#14 Tariq Thompson		
#22 Chase Jasmin	Agoura Hills, Calif.	#19 Niko Harris
#6 Mikah Holder	Oceanside, Calif.	#22 Justin Williams
#55 Chibu Onyeukwu	Pittsburg, Calif.	#24 Marquel McCoy
#19 Tayari Venable	Moreno Valley, Calif.	#34 Dumar Fisher
#13 Isaiah Richardson	Palmdale, Calif.	#57 Terrell Cloud
#8 Quest Truxon	Newport Beach, Calif.	#77 Ramsey Hufford
#88 David Wells	Clovis, Calif.	#80 Marcus Cummins
#13 Isaiah Richardson	Chaminade HS	#7 Brandyn Lee
		#1 Isaiah Thomas
#34 Issac Lessard	Jesuit HS	#4 Jon Amadi
#77 Ryan Pope	Long Beach City College	#12 Brock Dale
		#15 Jake Maier
#37 Dwayne Johnson Jr.	Vista Murrieta HS	#12 Jaylin White

BEST FBS RECORD SINCE 2010

Below is a list of the highest winning percentages in the nation for FBS schools since the beginning of the 2010 season. (note: minimum 75 games played as an FBS school entering the 2017 campaign).

Rk.	Team	Pct.	Rk.	Team	Pct.
1.	Alabama	.887	14.	TCU	.711
2.	Ohio State	.849	15.	Baylor	.703
3.	Florida State	.821	16.	Louisville	.692
4.	Stanford	.809	17.	Georgia	.688
5.	Boise State	.804	18.	Toledo	.685
6.	Oklahoma	.793	19.	San Diego State	.677
7.	Clemson	.792	20.	USC	.674
8.	Oregon	.767	21.	Houston	.670
9.	LSU	.767	22.	Nebraska	.667
10.	Oklahoma State	.747	23.	Kansas State	.659
	Wisconsin	.747		Texas A&M	.659
12.	Michigan State	.731	25.	Notre Dame	.656
13.	Northern Illinois	.729	26.	Auburn	.652

TOP SCORING DEFENSES SINCE 2014

Best scoring defenses since the beginning of 2014 (min. 30 GP)

Rk.	School	Pts. Allowed Per Game
1.	Alabama	15.5
2.	Wisconsin	16.8
3.	Michigan	17.5
4.	Ohio State	17.7
5.	Florida	18.6
6.	Temple	18.7
7.	San Diego State	18.8
8.	Clemson	18.9
9.	LSU	19.1
10.	Stanford	19.5

TOP TOTAL DEFENSES SINCE 2014

Best total defenses since the beginning of 2014 (min. 30 GP)

Rk.	School	Total Yds. Allowed Per Game
1.	Michigan	283.9
2.	Alabama	288.0
3.	Wisconsin	288.5
4.	Clemson	296.7
5.	Boston College	298.5
6.	Florida	310.5
7.	San Diego State	311.2
8.	Ohio State	318.1
9.	Temple	320.8
10.	Louisville	321.2

MOST TURNOVERS FORCED SINCE 2015

Below is a list of the most turnovers forced in the FBS since the beginning of the 2015 campaign.

Rk.	Team	TO Forced
1.	Utah	65
2.	San Diego State	63
3.	Washington	60
4.	Alabama	56
	Arkansas State	56
	West Virginia	56
7.	Brigham Young	54
	South Florida	54
9.	Houston	53
	Oklahoma State	53

FEWEST INT. SINCE SEPT. 13, 2015

Fewest interceptions by an FBS team since Sept. 13, 2015 (min. 17 GP)

Rk.	School	Int.
1.	San Diego State	6
2.	Western Michigan	8
3.	Navy	9
4.	Auburn	13
	LSU	13
	Michigan	13
	North Carolina	13
	Oklahoma State	13
	Penn State	13
127.	Purdue	37

AZTECS IN THE NFL (AS OF AUG. 28, 2017)

(According to ESPN.com; * - practice squad player; ^ - injured list)

CURRENT NFL TEAM	SDSU LETTERS
ARIZONA CARDINALS Aaron Brewer, LS	2008-09-10-11
ATLANTA FALCONS Daniel Brunskill, OL Damonatae Kazee, CB	2013-14-15-16 2013-14-15-16
CHICAGO BEARS Jeff Overbaugh, LS	2012-13-14-15
DALLAS COWBOYS Brice Butler, WR Ronnie Hillman, RB Leon McFadden, CB	2012 2010-11 2009-10-11-12
DETROIT LIONS Alex Barrett, DL	2013-14-15-16
HOUSTON TEXANS Malik Smith, S	2013-14-15-16
KANSAS CITY CHIEFS Gavin Escobar, TE	2010-11-12
NEW YORK GIANTS Nat Berhe, S Calvin Munson, LB Eric Pinkins, S	2010-11-12-13 2013-14-15-16 2009, 11-12-13
PHILADELPHIA EAGLES Darrell Greene, OL Donnel Pumphrey, RB	2012-13-14-15 2013-14-15-16
MIAMI DOLPHINS Kwayde Miller, OL	2015-16

SDSU FUTURE NON-LEAGUE SCHEDULES

2018 Sept. 1 at Stanford Sept. 8 Sacramento State Sept. 15 Arizona State Sept. 22 Eastern Mich.	2022 Sept. 3 Arizona Sept. 17 at Utah
2019 Aug. 31 Weber State Sept. 7 at UCLA Sept. 28 at Eastern Mich. Nov. 30 Brigham Young	2023 Sept. 16 at Oregon State Sept. 23 UCLA
2020 Sept. 5 Sacramento State Sept. 19 UCLA Nov. 14 at Brigham Young	2024 Sept. 7 Washington State
2021 Sept. 4 New Mexico State Sept. 11 Arizona Sept. 18 Utah	2025 Sept. 6 at Washington St.
	2026 Sept. 12 at UCLA Sept. 19 Oregon State
	2027 Sept. 18 at Arizona State
	2028 Sept. 16 vs. Arizona State

#35 Marc Ellis	American River College	#14 Daliceo Calloway
#45 Anthony Luke		#43 Max O'Rourke
#45 Anthony Luke	Woodcreek HS	#32 Mitchell Layton
#22 Chase Jasmin	Westlake HS	#33 Quincy Bennett
		#47 Cam Trimble
#68 Myles Cheatum	Warren HS	#50 Donovan Taylor
#31 John Carroll	St. Francis HS	#66 Mitch McCabe
#38 Adam Eastwood	Cathedral Catholic HS	#88 Dan Plum
#49 Cameron King		
#43 Liam King		
#91 Shane Coleman	Tesoro HS	#91 Nick Fehrenbach

BULLET NOTES - OFFENSE

- San Diego State returns five starters on offense this season - senior fullback Nick Baldwin, junior quarterback Christian Chapman, senior wide receiver Mikah Holder, senior right guard Antonio Rosales and senior tight end David Wells.
- Jeff Horton is in his seventh season at San Diego State and his third as SDSU's offensive coordinator (served the previous four seasons as an assistant head coach and running backs coach). Among his other experience, he served as the head coach at Nevada and UNLV and interim head coach at Minnesota. In addition to being the offensive coordinator, he is also an associate head coach.
- San Diego State's offensive two-deep has started a combined 92 games. Senior wide receiver Mikah Holder leads the group with 24 career starts followed by junior quarterback Christian Chapman at 16.
- The Aztec offensive line is anchored by senior right guard Antonio Rosales. A preseason first-team all-league selection by *Lindy's Sports*, Rosales is the only offensive lineman on the current roster who has started a game for SDSU. The only four players include two redshirt freshmen and a sophomore that have combined to play in 26 games with no starts.
- Based on the depth chart, San Diego State is expected to start four redshirt freshman - center Keith Ismael, wide receiver Isiah Macklin, left tackle Tyler Roemer and wide receiver Tim Wilson - and a sophomore - left guard Daishawn Dixon.
- Full bios of selected defensive players:
 - Christian Chapman - pgs. 25-26
 - Rashaad Penny - pgs. 37-39
 - David Wells - pgs. 46-47

OFFENSIVE NUMBERS

- Last season, San Diego State averaged 35.2 points per game to rank 29th in the nation.
- It was the school's highest points per game average since 1996 (38.9 ppg) and the 493 points were the most scored in school history.
- San Diego State has scored 27 or more points in eight consecutive games and in 20 of the last 23 games.
- San Diego State has scored 30 or more points in 17 of their last 22 games (802 points total, 36.5 ppg).
- Since the beginning of 2014, the Aztecs are 25-3 when committing one turnover or less and 4-9 when having two or more turnovers in the game. SDSU has one turnover or less in 21 of the 28 games since the start of the 2015 campaign.
- The Aztecs have scored a touchdown in the first quarter of 33 of their last 37 contests.
- The Aztecs are 21-1 the last 22 times they have had an advantage in time of possession (at California (2015) is the lone loss).**
- SDSU is 52-14 in the Rocky Long era when scoring just 20 or more points.
- The Aztecs are 26-2 the last 28 times they have scored at least 30 points and 38-7 in the Rocky Long era when scoring 30-plus points.
- Rashaad Penny was one of only nine players in the country last year with at least 11 rushing touchdowns and three receiving scores, and the only with a kick return TD as well (he had two).
- Penny has 20 touchdowns (14 rushing, three receiving and three kick return) over the last 18 games heading into the 2017 season.
- Juan Washington was one of only five freshman players in the country with at least five rushing touchdowns and one receiving touchdown, and one of two with a kick return as well.
- Washington averaged 11.9 yards per touch last year (rush/rec./PR/KR), the highest mark on the team (min. 40 touches).
- Penny has played in a team-high 41 consecutive games, while David Wells is right behind with 40 straight games played heading into the opener.
- Christian Chapman has started 16 consecutive games, the longest streak on either offense or defense.

RUSHING OFFENSE

- San Diego State was seventh nationally in rushing yards per game (262.9), seventh in average yards per rush (5.8) and 12th in rushing touchdowns (34) in 2016.
- Since Jeff Horton took over as offensive coordinator prior to the 2015 campaign, San Diego State is 11th nationally in rushing yards per game (248.1), 11th in rushing touchdowns (66) and 13th in rushing yards per carry (5.3).
- San Diego State has won 32 consecutive games when rushing for at least 200 yards (last loss: Sept. 22, 2012 vs. San Jose State).**
- Last season, Rashaad Penny rushed for 1,018 yards, a 7.5 ypc and 11 touchdowns as a back up to Doak Walker Award finalist Donnel Pumphrey.
- Penny is ranked 21st in school history with 1,408 rushing yards, needing just 24 to make the top 20.
- Penny is averaging 7.08 yards per carry for his career, the highest average in SDSU history among players with at least 1,100 career yards.**
- Penny rushed for 1,018 yards last year, ranked as the 21st most in SDSU single-season history.
- Penny ranked first in the MW (No. 2 nationally) in kick return touchdowns (2), fifth in total touchdowns (26th nationally, 16), sixth in all-purpose yards per game (29th nationally, 133.29), and ninth in rushing yards per game (72.72) and rushing touchdowns (57th nationally, 11).

- Penny has 37 career rushes of at least 10 yards and 17 career rushes of at least 20 yards.
- Penny ranks 21st in San Diego State history with 1,408 career rushing yards despite starting just five career games at running back
- Jwan Washington's 8.0 yards per rush last season was the highest by an Aztec since at least 1996 (min. 55 attempts).
- Washington's 8.0 yards per attempt also ranked fifth in the country (min. 55 attempts).
- According to *Pro Football Focus*, Nick Bawden graded out as the best blocking fullback in the country last season and the sixth-best fullback overall.
- If you take away the 28 times that Christian Chapman was sacked for 159 yards, he ended up rushing 43 times for 222 yards (5.2 avg.).

PASSING OFFENSE

- Christian Chapman is 13-3 as a starting quarterback, winning both the 2015 and 2016 MW Championship game and two bowl games (the 2015 Hawai'i Bowl and 2016 Las Vegas Bowl).
- Since 2012, Christian Chapman is the only quarterback in the nation to post an undefeated record as a starter in conference championship games and bowl games (minimum two games each).
- In four career postseason appearances (MW championships and bowl games), Chapman is 4-0 and has completed 33 of 52 attempts (63.5 pct.) for 529 yards and three touchdowns against one interception for a 164.11 pass efficiency rating.
- San Diego State has gone 26 consecutive games with one interception or fewer (dates back to Sept. 12, 2015 at California).
- Since Sept. 12, 2015, San Diego State has an FBS low eight interceptions (top three: 2. Navy 9, 3. Western Michigan 11). By contrast, Cincinnati, Maryland and Purdue all have 37 interceptions during that span).
- Since Chapman's first start (Dec. 5, 2015), he owns the 15th-best pass efficiency rating in the country (153.9, min. 275 att.).
- Chapman's all-time SDSU ranks: second in quarterback winning percentage (.813), fourth in pass efficiency rating (148.2) and tied for eighth in QB victories (13).
- Chapman has six career games with multiple touchdown passes and has never thrown more than one interception in a game.
- Chapman's 16 consecutive starts at quarterback are the program's most since Ryan Lindley started a school-record 44 straight from Oct. 18, 2008-Dec. 17, 2011.
- Chapman's 61.0 completion percentage last year was the third best by an Aztec since 1996.
- (Min. 180 attempts), Chapman last year ranked second in the MW in pass touchdown percentage (11th nationally, 8.0) and touchdown-to-interception percentage (T-23rd nationally, 3.33), third in pass efficiency rating (24th nationally, 149.20) and pass touchdowns (T-45th nationally, 20), fourth in yards per attempt (35th nationally, 7.94), yards per completion (41st nationally, 13.03) and completion percentage (49th nationally, 61.0), and fourth in interception percentage (58th nationally, 2.4).
- Mikah Holder is averaging 19.2 yards per catch over his career, which ranks second by an Aztec since 1996 (Derrick Lewis, 20.5 from 1999-01, min. 50 rec.).
- Holder ranked seventh in the country in catch average (21.5) last year and third in the Mountain West.
- Holder also ranked in a tie for 10th in the MW in receiving touchdowns (5).
- David Wells had four touchdown catches last year, tied for the 22nd most in the country among tight ends.
- Kahale Warring has two career catches, both four touchdowns.
- Only 14 running backs had more receiving touchdowns than Rashaad Penny's three last year.

BULLET NOTES - DEFENSE

- For the first time since arriving at San Diego State prior to the 2009 campaign, Rocky Long will not serve as the team's defensive coordinator (although he will continue to call the defense).
- Danny Gonzales is in his first year as defensive coordinator and enters his seventh season as the safeties coach.
- San Diego State returns seven starters off last season's squad which was one of the top units nationally. Returning in 2017 are junior DE Noble Hall (started at defensive tackle last year), senior LB Ryan Dunn, junior LB Ronley Lakalaka, sophomore CB Ron Smith and junior AZ Parker Baldwin.

DEFENSIVE NUMBERS

- Last season San Diego State was one of the top defensive units in the country. The Aztecs current national rankings: 1st in passes intercepted (22), 11th in rushing defense (111.9), 12th in total defense (320.2), 19th in scoring defense (21.0), and 21st in passing efficiency rating (116.2).
- SDSU scored eight non-offensive touchdowns last season (T-2nd nationally).
- Last season, San Diego State ranked among the top 10 nationally in three major defensive categories: 1st in interceptions (26), 4th in turnover margin (+1.00) and 5th in turnovers gained (29).
- SDSU held 22 consecutive conference opponents to less than 400 yards of total offense until allowing 487 at Wyoming Nov. 19 of last year. That was the longest active streak in the nation.
- Since Nov. 14, 2015 (includes 19 SDSU games), San Diego State ranks sixth nationally in points allowed per game (18.2) and in total offense allowed per game (303.1).
- SDSU is 16-0 when holding its opponent to 166 or less yards of total offense, something it did against New Hampshire (141 yards) and UNLV (122) last year, and 37-3 when holding their foe to 195 or less yards in the Division I era.
- Since the beginning of 2009, when Long took over as defensive coordinator, the Aztecs rank 14th nationally in yards per rush allowed (3.7), 18th nationally in yards per touch (6.3), 21st in yards allowed per game (350.9) and 28th in points allowed per game (23.6).
- Since the beginning of the 2015 season (28 games), SDSU has held 10 opponents to single digits in points.
- SDSU has held its opponent to seven or less points in the first half in 15 of the last 24 games.
- The Aztecs shut out New Hampshire in the season opener last year. It was the first shutout for SDSU since Sept. 4, 2010 when SDSU defeated Nicholls State, 47-0.
- San Diego State held New Hampshire without a third-down conversion, as the Wildcats were 0-for-14. It marks the second consecutive

UC DAVIS (0-0, 0-0 BIG SKY)

Sept. 2	at San Diego State	5:30 p.m. PT
Sept. 9	San Diego	6 p.m. PT
Sept. 16	at Portland State	2 p.m. PT
Sept. 23	at Weber State*	4 p.m. MT
Sept. 30	North Dakota*	6 p.m. PT
Oct. 7	Eastern Washington*	6 p.m. PT
Oct. 21	at Northern Arizona*	TBA
Oct. 28	at Cal Poly*	4 p.m. PT
Nov. 4	at Idaho State*	1:30 p.m. MT
Nov. 11	Southern Utah*	4 p.m. PT
Nov. 18	Sacramento State*	TBA

TEAM COMPARISON (2016)

(National rankings in parentheses; through final games)

Category	San Diego State	UC Davis
Record	11-3	3-8
Conference	6-2	2-6
Scoring Offense	35.21 (29)	28.18 (47)
Scoring Defense	20.21 (17)	37.09 (113)
Scoring Differential^	13.80 (10)	N/A
<small>^ ranking and numbers only include only vs. FBS schools</small>		
Rushing Offense	262.85 (7)	155.27 (60)
Passing Offense	144.50 (119)	238.18 (37)
Total Offense	407.36 (68)	393.45 (45)
Passing Efficiency	148.02 (28)	126.11 (57)
Rushing Defense	105.71 (6)	199.46 (94)
Passing Defense	209.70 (42)	237.91 (86)
Total Defense	315.43 (11)	437.36 (102)
Passing Eff. Defense	115.47 (18)	150.11 (112)
Net Punting	36.94 (77)	36.85 (35)
Punt Returns	9.03 (47)	5.67 (94)
Kickoff Returns	28.11 (1)	19.84 (68)
Punt Return Def.	9.21 (84)	16.31 (117)
Kick Return Def.	20.84 (69)	25.06 (117)
Interceptions Thrown	6 (5)	7 (14)
Fumbles Lost	9 (69)	6 (29)
Passes Intercepted	26 (1)	7 (94)
Fumbles Recovered	3 (121)	6 (83)
Turnovers Lost	15 (17)	13 (10)
Turnovers Gained	29 (5)	13 (107)
Turnover Margin	+1.00 (4)	0.00 (54)
Sacks	2.71 (28)	1.64 (80)
Tackles for Loss	5.40 (87)	6.70 (30)
Sacks Allowed	2.00 (57)	1.45 (31)
TFL Allowed	6.14 (84)	5.27 (29)
First Downs Off.	278 (62)	213 (60)
First Downs Def.	236 (20)	243 (96)
3rd Down Conv. %	40.35 (66)	34.87 (80)
4th Down Conv. %	46.15 (88)	50.00 (58)
3D Conv. % Def.	37.74 (45)	45.45 (108)
4D Conv. % Def.	34.62 (15)	64.29 (105)
Fewest Penalties	7.00 (99)	6.55 (65)
Fewest Penalty Yds.	60.36 (95)	53.55 (49)
Red Zone Offense	88.00 (31)	77.80 (76)
Red Zone Defense	85.20 (72)	85.70 (93)
Time of Possession	31:22 (36)	30:17 (55)

SDSU IN THE RANKINGS (2016)

Category	Pct./No.	NCAA	MW
Rushing Offense	262.85	7	3
Passing Offense	144.50	119	10
Total Offense	407.36	68	6
Scoring Offense	35.21	29	4
Passing Efficiency	146.64	32	5
Rushing Defense	111.92	11	1
Passing Defense	209.70	42	6
Total Defense	320.15	12	1
Scoring Defense	20.21	17	1
Passing Efficiency Defense	115.47	18	1
Net Punting	36.94	77	7
Punt Returns	9.03	47	3
Kickoff Returns	28.11	1	1
Turnover Margin	+1.00	4	1
Fumbles Recovered	3	121	10
Passes Intercepted	26	1	1
Fumbles Lost	9	69	8
Interceptions Thrown	6	5	1
Turnovers Gained	29	5	1
Turnovers Lost	15	17	4
Fewest Penalties	7.00	99	10
Fewest Yards Penalized	60.36	95	11
Punt Return Yardage Def.	9.21	84	6
Kickoff Return Yardage Def.	20.84	69	7
Sacks	2.71	26	1
Tackles for Loss	5.40	87	9
Sacks Allowed	2.00	57	9
Tackles for Loss Allowed	6.14	84	10
3rd Down Conversion Pct.	40.35	66	7
4th Down Conversion Pct.	46.15	88	10
3rd Down Defense	37.74	45	2
4th Down Defense	34.62	15	1
Time of Possession	31:22	36	4
First Downs	278	62	5
Opponent First Downs	236	20	2
Field Goal Percentage	91.30	10	3
Red Zone Offense	88.00	31	7
Red Zone Defense	85.20	72	4
PAT Kicking	96.60	78	9

Red indicates top 20 in FBS or Mountain West leader

LONG ERA DEFENSIVE SCORING PLAYS

2016	
Ron Smith.....	54-yd INT vs. Houston (D.17) (TD)
Damontae Kazee.....	54-yd INT vs. Hawai'i (N.5) (TD)
Ron Smith.....	14-yd INT vs. Hawai'i (N.5) (TD)
Malik Smith.....	28-yd INT at Utah State (O.28) (TD)
Ronley Lakalaka.....	9-yd INT vs. California (S.10) (TD)
2015	
Alex Barrett.....	43-yd INT vs. Cincinnati (D.24) (TD)
Damontae Kazee.....	55-yd INT at Colorado St. (O.31) (TD)
Calvin Munson.....	67-yd INT vs. San Diego (S.6) (TD)
.....	19-yd INT vs. San Diego (S.6) (TD)
2014	
Calvin Munson.....	56-yd INT vs. Air Force (N.21) (TD)
2013	
J.J. Whittaker.....	18-yd INT vs. Boise State (N.23) (TD)
2012	
Everett Beed.....	52-yd FR vs. Air Force (N.10) (TD)
Leon McFadden.....	96-yd INT at Fresno State (S.29) (TD)
Eric Pinkins.....	32-yd INT at Fresno State (S.29) (TD)
Leon McFadden.....	28-yd INT vs. North Dakota (S.15) (TD)
2010	
Jerome Long	FR in end zone after Rob Andrews' FF
.....	at TCU (N.13) (Safety)
2009	
Luke Laolagi.....	55-yd INT at UNLV (N.28) (TD)
Dey Juan Hemmings.....	14-yd FR after Ernie Lawson's FF
.....	vs. New Mexico State (O.3) (TD)
Team.....	QB fell in end zone vs. So. Utah (S.12) (Safety)

season SDSU has held an opponent without a third-down conversion (Fresno State, Oct. 3, 2015, 0-for-12 in 2015). Since 1996, it marked just the third time SDSU has held an opponent without a conversion on third down.

- Parker Baldwin was the only Aztec with at least one forced fumble and one fumble recovery last year.

RUSHING DEFENSE

- Since the beginning of the 2015 campaign, San Diego State ranks fifth nationally in rushing yards allowed per game (107.2) and fourth in rushing yards per attempt (3.1)
- Fourteen of San Diego State's last 25 opponents have failed to rush for more than 80 yards.
- During the last 25 games (since Sept. 26, 2015), opponents have rushed 841 times for 2,518 yards and 2.99 yards per carry. Over that span, SDSU's ranks third nationally in rushing yards allowed per game (100.7) and in yards per carry (3.0).
- Last year, the Aztecs allowed just 71 rushing yards against New Hampshire in the opener on 31 carries (2.3 yards per rush) and just 25 to Houston in the Las Vegas Bowl on just 41 attempts (0.6 yards per rush).
- Since Rocky Long began his tenure as the team's defensive coordinator (prior to the 2009 campaign), San Diego State is 17-4 when holding the opposition to less than 75 yards rushing and 20-5 when the opposition averages less than 2.50 yards per carry.
- Last season, SDSU finished sixth in FBS play in rushing yards allowed per game (105.7) and fifth in yards per rush (3.1).

PASSING DEFENSE

- Under head coach Rocky Long, San Diego State is 33-5 in games in which the opponent has a passing efficiency rating of 116.50 or less.
- Since the beginning of the 2015 campaign, San Diego State's 49 interceptions are the most in the country, while its nine interception returns for touchdowns are third in the country (Alabama and Ohio State are tied for first at 10).
- Since 2010, the Aztecs are 42-7 when holding the opponent to 200 or fewer passing yards.
- In 15 of its last 30 games, SDSU has held its opponent to a passer rating of less than 100.00.
- Kameron Kelly ranked third in the MW and tied for 31st nationally in interceptions per game (0.36).
- Ron Smith's two interceptions returned for a touchdown last year tied a SDSU single-season record and ranked as the third most in the country, while his 77 interception return yards ranked 46th.

BULLET NOTES - SPECIAL TEAMS

- ESPN Team Efficiencies ranked San Diego State's special teams unit as the 23rd best in the country in 2015 and last year SDSU was 13th.
- Associate head coach and special teams coordinator Bobby Hauck is in his third season with the Aztecs after serving as the head coach at UNLV (2010-14) and Montana (2003-09). This is the 24th time in the last 25 seasons that he has served as the special teams coordinator.
- Among active career kick returners in FBS, Rashaad Penny is ranked first in kick return touchdowns (5) and second in kick return average (30.1, min. 24 att.).
- Penny's five career kick return touchdowns are the most in program history.
- Three of Penny's five kick return touchdowns have gone for 100 yards (has only happened three other times in school history).
- Penny also ranks second all-time at SDSU in kick return yards (1,928) and tied for third in kick returns (64).
- Penny ranked fourth in the nation (No. 1 in MW) in kick return average (31.2) last year, despite being kicked away from most of the year as the defending MW Special Teams Player of the Year and preseason MW Special Teams Player of the Year.
- Quest Truxton led the Mountain West last season and ranked 27th in the nation in punt return average (9.03).
- Truxton's 9.0 punt return average was the second best by an Aztec since 1996 (min. 20 punt returns), while his 271 yards rank as the third most since 1996.
- John Baron II was named a Lou Groza Collegiate Place-Kicker Award semifinalist last year, the first Aztec semifinalist for the award since J.C. Mejia in 2003.
- Baron led the team with 119 points, the most by a kicker in school history and eighth most overall.
- Baron ranked 10th nationally (third in the MW) in field goal percentage (.913), 20th (second in MW) in points per game among kickers (8.50), 20th (second in MW) in field goals per game (1.50) and 35th (fourth in MW) in points per game (8.50).
- Baron set a school single-season record in field goals (21) and field goal percentage (.913) last year
- Baron's .913 field goal percentage was the fifth best in FBS play among kickers with at least 20 made field goals.
- Baron also had the third most PATs (56) in a season in school history.
- Baron made 10 straight field goals from Oct. 1 at South Alabama until Nov. 5 vs. Hawai'i when his final attempt - a career-long 51-yarder - fell short.
- Baron finished the season with 19 consecutive field goal makes from 50 or less yards.
- Baron had multiple field goals seven times, including in six of the final seven games.
- Against UNLV last year, Baron became the first Aztec since 2007 with multiple field goals in the same game from at least 48 yards (third time since 1996).
- Baron had a career game at Utah State last year en route to being named the MW Special Teams Player of the Week, making a career-high four field goals, going 4-for-4 with a long of 43 yards. The four field goals tied an Aztec school record (with seven others, most recent Wes Feer vs. Eastern Illinois on Aug. 31, 2013).
- Baron also made all four of his PATs, giving him 16 points, trying a SDSU record among kickers (fifth time it's happened).
- Juwan Washington ranked second in the MW and eighth in the nation in kick return touchdowns (1).
- Ron Smith led the team with 13 tackles on special teams last year and 12 on the kick return unit.
- Kameron Kelly tied for the team lead in punt return tackles (4) last year and tied for third in special teams tackles (9).



ROCKY LONG

- Rocky Long is in his seventh season as San Diego State's head coach, his ninth with the Aztecs and his 18th season as a head coach.
- Long, a three-time Mountain West Coach of the Year, is the all-time winningest coach in league history. He owns 116 career Mountain West wins, 39 more than former TCU coach Gary Patterson (77) in second place.
- Long has guided San Diego State to six bowl games in his first six seasons. His six bowl appearances while leading SDSU is two more than Don Coryell for the most in school history.
- Long is one of 11 active coaches in the country to guide his current team to a bowl game in each of his first six seasons.

- With 54 victories at San Diego State, Long already ranks third on the school's all-time victory list and has more victories as the Aztecs' three previous head coaches, combined (Tom Craft 19, Chuck Long 9 and Brady Hoke 13).

SDSU PICKED TO WN MW WEST FOR THIRD STRAIGHT SEASON

The San Diego State football team captured all 28 first-place votes en route to being picked to win the West Division of the Mountain West in the 2017 preseason poll, the league announced July 25 in Las Vegas at the league's annual Media Summit. It is the third straight season that the Aztecs have been picked to win the West Division and the second consecutive year that SDSU has garnered all the first-place votes.

San Diego State and USF of the American Athletic Conference East Division are the only teams in the nation to receive every first place vote in their official conferences' preseason poll. Leagues that have released their poll to date include the Big 12, SEC, AAC, Conference USA and the Mountain West.

This marks just the third time in league history that a team has received every Mountain West first-place vote. The others are TCU in 2010 and San Diego State last season. Both of those teams went on to win the conference championship.

The preseason poll and all-conference team are voted on by media representatives who cover the conference.

SDSU is coming off an 11-3 season, knocking off Wyoming, 27-24, in the MW Championship game and Houston, 34-10, in the Las Vegas Bowl, to finish with a No. 25 ranking in both the AP Top 25 poll and the Amway Coaches Poll. It was just the second time that San Diego State has been ranked in the final AP poll in program history (also 1977). The 11 wins tied a school single-season record as the Aztecs became the first team in program history with back-to-back 11-win campaigns.

SDSU, which averaged a predicted finish of 6.5 from 2005-12, has been picked to win the West Division each of the last three years and was predicted second in both 2013 and 2014. San Diego State has won two consecutive MW regular-season titles and three of the past five (2012, 2015-16).

The Aztecs have ended up at or better than their predicted finish in eight straight seasons and 11 times over the past 12 years.

SDSU garnered 168 points, including all 28 first-place votes. Hawai'i was picked to finish second in the West Division with 135 points, followed by UNLV (105), Nevada (79), San José State (54) and Fresno State (47).

Boise State has once again been picked to win the Mountain Division with 161 points, including 21 first-place votes, but did not make the MW Championship game either of the past two seasons. Colorado State trails the Broncos with 135 points and six first-place votes, while the defending Mountain Division champion Wyoming is third with 114 points and the other first-place vote. Air Force earned 82 points for fourth, with New Mexico (68) and Utah State (28) rounding out the Mountain side.

Senior Rashaad Penny (Norwalk, Calif.) was named the preseason special teams player of the year for the second straight season after earning the MW Special Teams Player-of-the-Year award in both 2015 and 2016. Penny also made the preseason all-conference team at running back for the first time.

Last season, Penny rushed for 1,018 yards and 11 touchdowns on 136 attempts (7.5 avg.), while adding 15 catches for 224 yards (14.9 avg.) and three touchdowns, and returning 20 kickoffs for 624 yards (31.2 avg.) and two additional scores. He was one of just nine players in the country with at least 11 rushing TDs and at least three receiving scores, and the only player with a kick return TD as well (he had two). Penny ranked in a tie for second in the country in kick return touchdowns (2), fourth in kick return average (31.2), tied for 20th in total touchdowns (17) and 29th in all-purpose yards per game (133.3). For his efforts, he became the second kick returner in MW history to win the league's special teams player-of-the-year award twice (also 2015) and was first-team all-MW pick as a kick returner for the second straight season.

Last year, Wells caught 25 passes (tied for third on the team) for 294 yards (11.8 avg.) and four touchdowns. The four touchdowns were tied for the 22nd most in the country among tight ends. According to Pro Football Focus, Wells caught 25 of the 29 passes thrown his way in 2016, the top percentage in the country (86.2) among tight ends (min. 8 receptions). Considered one of the best blocking tight ends in the country, Wells also caught a 2-point conversion. He was a second-team all-MW selection last season.

Baron is coming off a season where he set school records in field goals (21) and field goal percentage (.913), going 21 of 23 on the year. Baron, who enters 2017 with 19 consecutive makes from 50 or less yards, led the Aztecs with 119 points last season and ranked 10th nationally in field goal percentage, 20th in points per game among kickers (8.50) and field goals per game (1.50), and 35th in overall points per game (8.50). For his efforts, he became SDSU's first Lou Groza Award semifinalist since J.C. Mejia in 2003 and was the first San Diego State kicker to earn first-team all-Mountain West honors in program history.

The Aztecs did not have a defensive player on the preseason all-conference team, despite last year ranking first in interceptions (26), fifth in turnovers gained (29), sixth in rush defense (105.7), 11th in total defense (315.4), 17th in scoring defense (20.2), 18th in pass efficiency defense (115.5), 20th in first downs allowed (236) and 26th in sacks (2.7).

Aztec football season tickets, mini plans and single-game tickets are now on sale. Season tickets start at \$125, while mini plans start at \$90. Fans can purchase tickets at GoAztecs.com, over the phone by calling (619) 283-7378, or by visiting San Diego Stadium's Window E Monday-Friday between 9 a.m. PT and 5 p.m. PT.

The Aztecs kick off the 2017 season at San Diego Stadium (formerly Qualcomm Stadium) Sept. 2 against UC Davis at 5:30 p.m. PT.

Notes: SDSU has received every first-place vote the last two seasons... During that time SDSU has 57 first-place votes while all other Western Division teams have 0... In the last three seasons, the Aztecs have 84 first-place votes, while Fresno State has three and all

SDSU INDIVIDUAL RANKINGS (2016)

(Top 10 MW; Top 75 NCAA)

Player	Category	Pct./No.	NCAA Rk.	MW Rk.
John Baron	Field Goal Pct.	.913	10	3
	Pts by Kickers	8.50	17	2
	Field Goals PG	1.50	20	2
	PAT Pct.	.966	--	9
Alex Barrett	Sacks PG	0.54	--	4
	TFL PG	0.93	--	6
Tanner Blain	Punt Avg.	41.30	58	8
Christian Chapman	Pass Eff.	149.20	24	3
	Yds per Att.	7.94	32	4
	Yds per Comp.	13.03	39	5
	Pass TD	20	45	3
	Comp. Pct.	.610	49	4
	Pass YPG	142.43	--	8
	PtsRespForPG	8.70	--	10
	Mikah Holder	Yds per Rec.	21.52	7
	Receiving TD	5	--	10
Damontae Kazee	INT PG	0.50	5	2
	INT Yards	156	5	1
	Passes Def.	1.07	--	4
Kameron Kelly	INT PG	0.40	31	3
Calvin Munson	Tackles PG	8.30	68	10
Rashaad Penny	KR TD	2	2	1
	KR Avg.	31.20	4	1
	Total TD	16	26	5
	APYPG	133.29	29	6
	Rush TD	11	57	9
	RYPG	72.71	--	9
	Donnel Pumphrey	RYPG	152.36	2
	APYPG	169.29	7	2
	Rush TD	17	11	4
	Total TD	17	20	4
	RYPC	6.11	27	3
	Total Off. PG	152.36	--	8
Quest Truxton	PR Avg.	9.03	27	1
Juwan Washington	KR TD	1	8	2

Red indicates top 25 in FBS or Mountain West leader

SDSU CAREER IN SEASON OPENERS

Rushing	Att.	Yds.	Avg.	TD
Rashaad Penny	10	39	3.9	1
Christian Chapman	6	27	4.5	0
Juwan Washington	4	9	2.2	0
Ryan Agnew	1	3	3.0	0

Passing	A-C-1	Yds.	TD	Eff.
Christian Chapman	18-27-0	313	2	188.49
Ryan Agnew	1-1-0	8	0	167.20

Receiving	No.	Yds.	Avg.	TD
Mikah Holder	6	184	30.7	2
Rashaad Penny	2	39	19.5	0
David Wells	2	18	9.0	0
Quest Truxton	1	14	14.0	0

Kickoff Returns	No.	Yds.	Avg.	TD
Rashaad Penny	1	97	97.0	1
Quest Truxton	1	9	9.0	0

Punt Returns	No.	Yds.	Avg.	TD
Quest Truxton	3	16	5.3	0

Defense	S-A-T	Other
Trey Lomax	6-3-9	1.0 TFL
Ryan Dunn	3-2-5	0.5 TFL
Randy Ricks	3-2-5	1.0 SCK, 1.0 TFL, 2 PBU, 1 QBH
Ronley Lakalaka	3-2-5	
Noble Hall	1-1-2	0.5 TFL, 2 QBH
Parker Baldwin	1-1-2	
Ron Smith	0-2-2	
Sergio Phillips	1-0-1	1 QBH
Myles Cheatum	1-0-1	
Kameron Kelly	0-1-1	1 PBU

Punting	No.	Yds.	Avg.	Long
N/A				

Kicking	FG-FGA	Long	PAT-PATA
John Baron II	1-1	33	4-4

STARTING/GAMES PLAYED STREAKS

Consecutive Starts	Streak
Rashaad Penny, KR	41
Christian Chapman, QB	16
John Baron II, K	14
Noble Hall, DT/DE	14
Antonio Rosales, RG	14
David Wells, TE	14

Consecutive Games Played	Streak
Rashaad Penny, RB/KR	41
David Wells, TE	40
Parker Baldwin, AZ	28
Kameron Kelly, WAR/CB	27
Ronley Lakalaka, LB	25

other Western Division teams have none... In the last three seasons, SDSU has 84 first-place votes, in the first 16 seasons of the league San Diego State had 22 first-place votes, combined... This marks the third consecutive season that San Diego State and Boise State have been predicted to win their division of the Mountain West (SDSU has made back-to-back MW championships while Boise State has not made it once over the two years)... San Diego State placed multiple players on the offensive all-conference team for a third consecutive season... Although there are just three players on the all-conference specialist team, SDSU placed two players on the unit... SDSU has now had an all-conference preseason specialist in three straight seasons (four total during that span)... Despite having one of the best defensive units annually (total offense allowed per game national rankings: 11 in 2016, 5th in 2015 and 16th in 2014), SDSU did not place a defensive player in the all-conference team... It snaps a streak of six consecutive seasons in which the Aztecs placed at least one player on the preseason all-defensive team.

2017 Mountain West Preseason Poll

West Division

1. San Diego State (28 first-place votes) - 168
2. Hawai'i - 135
3. UNLV - 105
4. Nevada - 79
5. San José State - 54
6. Fresno State - 47

Mountain Division

1. Boise State (21) - 161
2. Colorado State (6) - 135
3. Wyoming (1) - 114
4. Air Force - 82
5. New Mexico - 68
6. Utah State - 28

2017 Mountain West Football Preseason All-Conference Team

Preseason Offensive Player of the Year: Josh Allen, Jr., QB, Wyoming

Preseason Defensive Player of the Year: Andrew Wingard, Jr., DB, Wyoming

Preseason Special Teams Player of the Year: Rashaad Penny, Sr., KR, San Diego State

Offense

- QB Josh Allen, Jr., Wyoming
- WR Michael Gallup, Sr., Colorado State
- WR Devonte Boyd, Sr., UNLV
- RB Rashaad Penny, Sr., San Diego State
- RB Tyrone Owens, Jr., New Mexico
- OL Jake Bennett, Sr., Colorado State
- OL Austin Corbett, Sr., Nevada
- OL Dejon Allen, Sr., Hawai'i
- OL Aaron Jenkins, Jr., New Mexico
- OL Mason Hampton, Sr., Boise State
- TE David Wells, Sr., San Diego State

Defense

- DL David Maa, Jr., Boise State
- DL Malik Reed, Jr., Nevada
- DL Garrett Hughes, Sr., New Mexico
- DL Mike Hughes Jr., Sr., UNLV
- LB Jahlani Tavai, Jr., Hawai'i
- LB Logan Wilson, So., Wyoming
- LB Frank Ginda, Jr., San José State
- DB Andrew Wingard, Jr., Wyoming
- DB Andre Chachere, Sr., San José State
- DB Tyler Horton, Jr., Boise State
- DB Trayvon Henderson, Sr., Hawai'i

Specialists

- P Michael Carrizosa, Sr., San José State
- PK John Baron II, Jr., San Diego State
- Ret. Rashaad Penny, Sr., San Diego State

SDSU NAMES FOUR SENIORS AS CAPTAINS FOR 2017 SEASON

San Diego State football has named seniors Rashaad Penny (Norwalk, Calif.), Antonio Rosales (Tucson, Ariz.), Kameron Kelly (Murphy, Texas) and Trey Lomax (San Diego, Calif.) as its captains for the 2017 campaign.

In his 41 collegiate games, Penny has amassed 199 carries and totaled 1,408 yards for an average of 7.1 yards per carry. Penny has 24 career touchdowns entering his senior season (15 rush, five kick return, four receiving). He tops the all-time career list among players with a minimum of 1,000 rushing yards with an average of 7.1 yards per game.

The only returning starter from the offensive line last year, Rosales helped SDSU to program records in rushing yards (3,680), rushing touchdowns (34), rushing yards per carry (5.8), points (493) and field goals (21) last year in 14 starts. Additionally, he blocked for a team that had the first 2,000-yard rusher (Donnel Pumphrey) and 1,000-yard rusher (Penny) in NCAA FBS history.

Kelly has seven career interceptions for 78 yards along with 97 career tackles (56 solo) over 33 games played. Kelly's five interceptions last year ranked fourth in the Rocky Long era (since 2009).

Over the course of his 31 career games on The Mesa, the Lomax has accumulated 105 tackles (62 solo). Under Rocky Long, he is the program's leader in tackles as a freshman (63 in 2014), most starts among active Aztecs (26) and most tackles among active Aztecs (105).

SDSU FOOTBALL RELEASES HONOR WARRIORS FOR 2017 CAMPAIGN

San Diego State football has announced the Honor Warriors for the 2017 season. As an Honor Warrior, each individual will be handed the spear from the Aztec Warrior prior to the Aztecs taking the field and will throw it into the ground. They will also be honored midfield prior to team introductions.

Lance Louis will be the first Honor Warrior of the season at the season opener on Sept. 2 against UC Davis. Louis, a tight end who converted to offensive lineman, played for the Aztecs from 2004-08. Louis was the recipient of the Academic Initiative Award and was the Most Improved Offensive Player in 2008 after his transition to right guard. He was selected in the seventh round of the 2009 NFL Draft by the Chicago Bears, and played in 50 career games for the Bears and the Indianapolis Colts.

On Sept. 16 against Stanford, Whip Walton will be the Honor Warrior. Walton was a linebacker and the defensive team captain for the Aztecs in 1977, capping his career by playing in the East-West Shrine Game. Following his career at SDSU, Walton was drafted in the third round of the 1978 NFL Draft by the Minnesota Vikings.

Brendan Darby is slated as the Honor Warrior for San Diego State's game on Sept. 30 against Northern Illinois. Darby, an offensive tackle with the Aztecs, was the Most Improved Offensive Player in 2000, earned a spot on the All-Mountain West First Team in 2003, and played in the Hula Bowl in 2004. Darby had stints in the NFL with the Baltimore Ravens and San Francisco 49ers.

For Family Weekend on Oct. 14 against Boise State, Aztec legend Marshall Faulk will be the Honor Warrior. Faulk put up dominating numbers running the ball in three years (1991-93) at SDSU (766 carries, 4589 yards, 57 touchdowns) and was a two-time consensus All-American before becoming the second pick in the 1994 NFL Draft by the Indianapolis Colts. Faulk rushed 2,836 times in the NFL for both the Colts and St. Louis Rams, totaling 12,279 yards on the ground and 100 touchdowns. He added 767 receptions out of the backfield for 6,875 yards through the air and 36 more touchdowns. He was named to the Pro Bowl seven times, was a league MVP once, won Super Bowl XXXIV with the Rams in 2000, and was inducted into the NFL Hall of Fame in 2011. On Dec. 5, Faulk will be inducted into the 2017 College Football Hall of Fame.

When Fresno State comes to town on Oct. 21 for Homecoming Weekend, Jimmy Raye III will be the Honor Warrior. Raye III, who played for the Aztecs from 1988-90, is tied for 21st all-time in receptions at SDSU and had four career 100-yard games, including one 200-yard game. After graduating from SDSU, Raye III played in two games with the Los Angeles Rams in 1991 and then moved to the front office. He has served as the Director of Player Personnel for the San Diego Chargers, Vice President of Football Operations for the Indianapolis Colts and is currently the Vice President of Football Operations/Assistant General Manager for the Houston Texans.

On Nov. 18 against Nevada, Obafemi Ayanbadejo is on tap to be the Honor Warrior. Ayanbadejo, who played fullback for SDSU during the 1995 and 1996 campaigns, was the 1996 WAC Most Improved Player. He had brief stints with the Minnesota Vikings, Baltimore Ravens, Miami Dolphins, Arizona Cardinals and Chicago Bears in the NFL and won Super Bowl XXXV with Baltimore in 2001.

For the final game of the regular season and Senior Night on Nov. 24 against New Mexico, Antwan Applewhite is scheduled to be the Honor Warrior. Applewhite was a defensive end on The Mesa from 2004-06, awarded the Prep Player Award in 2003 and named to the MW First Team in 2006. He is tied for 11th in career sacks at SDSU with 17. Through 48 career games in the NFL with the San Diego Chargers and Carolina Panthers, Applewhite recorded 99 tackles and 6.5 sacks.

SDSU FOOTBALL ANNOUNCES 2017 RADIO BROADCAST TEAM

San Diego State, FOX Sports College Properties and iHeartMedia announced that it has filled its broadcast lineup for the 2017 season. Joining veteran play-by-play announcer Ted Leitner in the booth as color analyst is Rich Ohrnberger, while Chris Elio will continue his role as sideline reporter.

Additionally, Judson Richards will serve as host of the pre-game show and Jon Schaeffer will host the post-game show, while former Aztec great J.R. Tolver will be an analyst for both the pre- and post-game shows.

Fans can listen to the game broadcasts locally on 101.5 KGB and XTRA 1360 AM in San Diego, on iHeart Media Riverside and the Inland Empire, and nationwide on iHeartRadio, live streaming radio service. In addition to the pre-, post- and in-game broadcasts, iHeartMedia San Diego will produce and air a weekly "Coaches Show" with SDSU head football coach Rocky Long.

Leitner is one of the most recognizable media figures in San Diego, where he has served as the voice of the Aztecs, Padres and the former San Diego Chargers on radio and television. The Oklahoma State graduate has been a part of San Diego State as far back as 1978, including the past 12 seasons with the SDSU football team.

Ohrnberger is currently the co-host of The Mark & Rich Show, which airs weekdays from noon-3 p.m. PT on XTRA 1360. Ohrnberger played 39 games across five seasons in the NFL, starting eight times on the offensive line. Ohrnberger, who played two years with New England, a year with Arizona and his final two with the Chargers, was a two-time all-Big Ten selection at Penn State, earning first-team honors as a senior in 2008.

Elio has worked in some capacity with the football broadcast team since 2008, including stints at play-by-play, color and sideline. Elio has also been the lead broadcaster for the women's basketball team since the 2007-08 season, and has been the school's lead broadcaster for the Mountain West Network since its inception in 2012.

Tolver starred at San Diego State from 1999-02, where he broke numerous school records including three career best - receptions (262), yards (3,572) and 100-yard games (13, tied) - four season records in 2002 - receptions (128), receptions per game (9.8), yards (1,785) and yards per game (137.3) - and the most receptions in a game (18 at Hawaii on Dec. 7, 2002). Tolver was a Sporting News Third-Team All-American in 2002, where he was also a semifinalist for the Biletnikoff Award (top wide receiver in the country). He was also a three-time all-MW pick, including a first-team honoree as a senior in 2002.

Richards enters his first year with the Aztec broadcast crew and currently is the co-host of Hardwick and Richards at 6 a.m. PT on XTRA 1360. Richards brings experience as the host for the "Chargers Post Game Show" on the station for many years. Prior to getting into radio, Richards was minor league baseball player in the San Francisco Giants organization.

Schaeffer also will be working on the SDSU broadcast crew and works on XTRA 1360. Schaeffer has experience working with the Phillies Radio Network and has appeared nationally on FOX College Sports, ESPN GamePlay and ESPN3.

Duke Little, the Vice President / General Manager of San Diego State Sports Properties, is slated to be the executive producer of the broadcast. Matt Skrabby (updates), Jeff McBryer (technical studio) and Brett Neas (engineer/travel) also have responsibilities within the broadcast.

SDSU ANNOUNCES PARTNERSHIP WITH BLOCKPARTY

The San Diego State University athletic department recently announced that it has entered a two-year agreement with Blockparty, a fan-focused hospitality and entertainment company. The partnership was formed to help enhance the game-day experience for alumni and fans at home football games over the 2017 and 2018 seasons.

"When I arrived at San Diego State, one of the things on my to-do list was to improve the game-day atmosphere at San Diego Stadium," said San Diego State Director of Intercollegiate Athletics John David Wicker. "Our partnership with Blockparty over the next two seasons will allow us to provide our fans with a new option that will transform the southwest end zone into an exciting space where Aztec fans can mix, mingle and cheer on our team."

Blockparty will have cabanas set up in the end zone at the southwest corner of San Diego Stadium. These premium hospitality areas feature a branded cabana with lounge furniture, HD televisions, and other high-end amenities while hosting fans near the action at field level.

"Increasingly, fans want to experience college football from comfortable surroundings, and our cabanas allow us to create a setting that exceeds the in-home atmosphere by offering premium options with outstanding views of the action on the field," said Blockparty co-founder and COO Steven Gilman. "We could not be more excited to partner with San Diego State to transform San Diego Stadium into a more vibrant and exciting place to watch college football."

Fans interested in experiencing a game from the cabanas for the 2017 season can email the Aztec Club at AztecClub@mail.sdsu.edu, visit blockpartypresents.com or call (619) 594-6444 for more information.

SDSU UNDER ROCKY LONG

Category	2016	Long Era	Streak
Overall Record	11-3	54-26	W2
Mountain West Record	6-2	36-11	L2
Home Record	5-1	30-11	L1
Road Record	5-2	21-14	W1
Neutral Record	1-0	2-1	W3
Overtime	0-0	4-2	L1
Gms Dec. by 3 Pts or Less	1-1	7-4	W1
Gms Dec. by 7 Pts or Less	2-1	14-8	W1

SCORING

Scoring - first to score	8-1	39-12	L1
Leading - after 1 qtr	8-1	37-8	L1
Leading - at halftime	9-2	36-9	L1
Leading - after 3 qtr	11-2	46-10	W2
Scoring - 20 or more points	10-3	52-14	W2
Scoring - 30 or more points	8-2	39-7	W1
Scoring - 40 or more points	6-0	19-1	W14

OFFENSE

Total Offense - 500+ yds	1-0	7-3	W2
Total Offense - 400+ yds	7-0	37-7	W20
Passing - 300+ yds	0-0	1-5	W1
Rushing - 200+ yds	9-0	40-2	W32
First Downs - 20+	7-1	36-10	W5
3rd Down Conv. - 50 pct.+	4-0	23-2	W13
Turnovers - 2 or fewer	10-3	48-13	W1
Field Position - 30 or better	6-2	37-13	W2
Field Position - 25 or better	11-3	48-21	W2
Play Call - 50 pct.+ rushing	10-3	52-16	W1

DEFENSE

Allowing 24 points or less	9-0	43-4	W20
Allowing 17 points or less	8-0	33-1	W18
Total Offense - <=300 yds.	7-0	27-2	W16
Passing - <= 150 yds.	4-0	21-4	W10
Rushing - <= 100 yds	9-1	27-8	W7
First Downs - <= 15	7-0	27-1	W15
3rd Down Conv. - <= 33 pct.	4-0	30-2	W10
Turnovers - forced 3 or more	7-0	26-5	W15
Field Position - <=25	6-0	28-6	W10
Field Position - <=20	2-0	4-0	N/A
Defense Scores Points	4-0	11-1	W10

COMPARISON

SDSU more Rushing Yards	11-1	42-12	W8
SDSU more Return Yards	4-2	23-16	W2
SDSU fewer Turnovers	9-0	40-5	W18
SDSU more Time of Poss.	8-0	37-10	W18
SDSU more 1st D. and ToP	7-0	31-5	W19
SDSU better Avg. Field Pos	10-1	44-11	W2
SDSU adv. in TO and AFP	8-0	33-4	W15
SDSU ST (KR/PR) Score	1-1	10-3	L1

INDIVIDUAL

Rusher - 100+ Yards	10-1	46-11	W8
Passer - 300+ Yards	0-0	1-5	W1
Receiver - 100+ Yards	1-0	12-4	W5
100+ Rusher, 300+ Passer	0-0	1-3	W1

LONG ERA SPECIAL TEAMS SCORING PLAYS*

2016

Rashaad Penny.....100-yd KR vs. California (S.10) (TD)
 Juwan Washington.....92-yd KR at Wyoming (N.19) (TD)
 Rashaad Penny.....93-yd KR at Wyoming (N.19) (TD)

2015

Rashaad Penny.....100-yd KR vs. Cincinnati (D.24) (TD)
 Damontae Kazee.....66-yd PR at UNLV (N.21) (TD)
 Rashaad Penny.....100-yd KR at Penn State (S.26) (TD)
 Rashaad Penny.....97-yd KR vs. San Diego (S.5) (TD)

2014

Lloyd Mills.....67-yd PR vs. Northern Arizona (A.30) (TD)

2013

Tim Vizzi.....71-yd PR at UNLV (N.30) (TD)
 Tim Vizzi.....41-yd PR vs. Boise State (N.23) (TD)
 Team.....Fumbled punt out of end zone (O.4) (Safety)
 Sam Meredith.....PAT block; David Lamar returned for
def. PAT at New Mexico State (S.28) (2 pts.)

2012

Colin Lockett.....100-yd KOR at Boise State (N.3) (TD)
 Colin Lockett.....96-yd KOR vs. Army (S.8) (TD)

2011

Brandon Davis.....98-yd KOR at Air Force (O.13) (TD)
 Colin Lockett.....94-yd KOR vs. Cal Poly (S.3) (TD)

* - includes only since he became SDSU's head coach in 2011

CAREER START CHART

Career Starts (Off/Def)	'13	'14	'15	'16	'17	Total
Trey Lomax, WAR	RS	11	2	12	-	25
Mikah Holder, WR	-	0	11	13	-	24
Ryan Dunn, LB	-	RS	13	8	-	21
Noble Hall, DT/DE	-	RS	3	14	-	17
Christian Chapman, QB	-	RS	2	14	-	16
David Wells, TE	RS	0	0	14	-	14
Kameron Kelly, WAR/CB	-	0	13	1	-	14
Ronley Lakalaka, LB	-	-	0	13	-	13
Nick Bawden, QB/FB	-	-	2	11	-	13
Parker Baldwin, AZ	-	-	0	9	-	9
Ron Smith, CB	-	-	RS	6	-	6
Randy Ricks, LB/DE	-	-	2	4	-	6
Rashaad Penny, RB	-	0	4	1	-	5
Parker Houston, TE	-	-	-	4	-	4
Jay Henderson, LB	-	0	0	3	-	3
Dakota Turner, DL/FB	RS	0	0	3	-	3
Quest Truxton, WR	-	-	-	1	-	1
Juwan Washington, RB	-	-	RS	1	-	1

2017 FOOTBALL PRESEASON ACCOLADES

► Team Honors

► National Ranking

(T-36th) - AP Poll
 (40th) - Amway Coaches Poll
 41st - Phil Steele Magazine

► Projected MW Championship Outcome

Runner-Up - Athlon Sports
 Runner-Up - Street & Smith's

► Projected MW West Division Finish

1st - Mountain West Media
 1st - Athlon Sports
 1st - Lindy's Sports
 1st - Phil Steele Magazine
 1st - Street & Smith's

► Projected Bowl

Las Vegas Bowl vs. Colorado - Phil Steele Magazine
 Potato Bowl vs. Miami (OH) - Bill Bender, Sporting News
 Potato Bowl vs. Miami (OH) - Street & Smith's

► Games to Watch

Sept. 16, Stanford at SDSU - Lindy's Sports
 Sept. 16, Stanford at SDSU - Pete Fiutak, Campus Insiders
 Oct. 14, Boise State at SDSU - Lindy's Sports
 Oct. 14, Boise State at SDSU - Mitch Light, Athlon Sports
 Oct. 28, SDSU at Hawai'i - Lindy's Sports

► Top Units

Special Teams (1st in the Mountain West; 9th overall) - Phil Steele Magazine
 Linebackers (1st in the Mountain West; 29th overall) - Phil Steele Magazine
 Running Backs (1st in the Mountain West) - Athlon Sports
 Defensive Backs (1st in the Mountain West) - Athlon Sports
 Coaching Staff (1st in the Mountain West) - Phil Steele Magazine
 Defensive Line (1st in the Mountain West) - Phil Steele Magazine
 Defensive Line (2nd in the Mountain West) - Athlon Sports
 Running Backs (3rd in the Mountain West; 34th overall) - Phil Steele Magazine
 Linebackers (3rd in the Mountain West) - Athlon Sports

► Other Superlatives

"No. 7 Non-Power 5 Team" - Phil Steele Magazine
 "No. 8 Projected Total Defense" - Bleacher Report
 "No. 24 Projected Total Offense" - Bleacher Report
 "No. 32 Running Back Tandem (Penny & Washington)" - Athlon Sports

► Individual Honors

Collin Andrews | Fr. | Chula Vista, Calif. | WR
 "SDSU's Top Newcomer" - Lindy's Sports

Parker Baldwin | Jr. | Siloam Springs, Ark. | Aztec

All-Mountain West first team - Lindy's Sports
 All-Mountain West second team - Phil Steele Magazine
 All-Mountain West fourth team - Athlon Sports
 "No. 20 Safety in FBS" - College Football News
 "Best Athlete in the Mountain West" - Street & Smith's

John Baron II | Jr. | Temecula, Calif. | Kicker

Lou Groza Collegiate Place-Kicker Award Watch List
 All-Mountain West first team - MW Media
 All-Mountain West first team - Athlon Sports
 All-Mountain West first team - Lindy's Sports
 All-Mountain West first team - Phil Steele Magazine
 "Seventh-Rated Kicker in 2018 NFL Draft" - Phil Steele Magazine
 "Eighth-Rated Kicker in FBS" - Lindy's Sports

Nick Bawden | Sr. | Los Gatos, Calif. | FB

"13th-Rated Fullback in 2018 NFL Draft" - CBS Sports
 "14th-Rated Fullback in 2018 NFL Draft" - Phil Steele Magazine

Christian Chapman | Jr. | Carlsbad, Calif. | QB

Johnny Uitas Golden Arm Candidate (Accomplishments on and off the Field)

Noble Hall | Jr. | Las Vegas, Nev. | DE

All-Mountain West second team - Lindy's Sports
 All-Mountain West third team - Athlon Sports
 All-Mountain West third team - Phil Steele Magazine
 "SDSU's Key Player To A Successful Season" - Pete Fiutak, Campus Insiders

Mikah Holder | Sr. | Oceanside, Calif. | WR

All-Mountain West second team - Phil Steele Magazine
 All-Mountain West fourth team - Athlon Sports

Kameron Kelly | Sr. | Murphy, Texas | CB

All-Mountain West second team - Phil Steele Magazine
 All-Mountain West third team - Athlon Sports
 "No. 19 Cornerback in FBS" - College Football News

Ronley Lakalaka | Jr. | Kalihi, Hawaii | LB

Polynesian College Football Player of the Year Watch List
 All-Mountain West first team - Street & Smith's
 All-Mountain West second team - Athlon Sports
 All-Mountain West second team - Lindy's Sports
 "SDSU's Best Defensive Player" - Pete Fiutak, Campus Insiders

Rocky Long | Head Coach

"No. 2 Head Coach in the Mountain West" - Athlon Sports

Rashaad Penny | Sr. | Norwalk, Calif. | RB/KR

Maxwell Award Watch List (Collegiate Player of the Year)

Walter Camp Player of the Year Watch List (Nation's Most Outstanding Player)

Hornung Award Watch List (Most Versatile Player)

CFPA National Performer of the Year Watch List (Player of the Year)

All-America second team (KR) - *Phil Steele Magazine*All-America second team (KR) - *CBS Sports*All-America third team (KR) - *Athlon Sports*Mountain West Special Teams Player of the Year - *MW Media*All-Mountain West first team (RB/KR) - *MW Media*All-Mountain West first team (RB) - *Athlon Sports*All-Mountain West first team (RB) - *Lindy's Sports*All-Mountain West first team (RB) - *Phil Steele Magazine*All-Mountain West first team (RB) - *Street & Smith's*All-Mountain West first team (KR) - *Athlon Sports*All-Mountain West first team (KR) - *Phil Steele Magazine*All-Mountain West first team (All-Purpose) - *Lindy's Sports*"Fourth-Rated All-Purpose Player in FBS" - *Lindy's Sports*"Ninth-Rated Return Specialist in 2018 NFL Draft" - *Phil Steele Magazine*"16th-Rated Running Back in 2018 NFL Draft" - *CBS Sports*"MW's Heisman Hopeful" - *Street & Smith's*"MW's Top NFL Prospect" - *Street & Smith's*"Sixth-Rated NFL Talent in the MW" - *Lindy's Sports*"Top 10 MW Player to Watch" - Matt Murschel, *Orlando Sentinel*"SDSU's Best Offensive Player" - Pete Fiutak, *Campus Insiders***Sergio Phillips | Sr. | DeSoto, Texas | DT**All-Mountain West second team - *Phil Steele Magazine*All-Mountain West fourth team - *Athlon Sports***Antonio Rosales | Sr. | Tucson, Ariz. | OG**All-Mountain West first team - *Lindy's Sports*All-Mountain West second team - *Athlon Sports*All-Mountain West second team - *Phil Steele Magazine*"Best Run Blocker in the Mountain West" - *Lindy's Sports***Ron Smith | So. | Oakland, Calif. | CB**All-Mountain West second team - *Athlon Sports***Quest Truxton | Sr. | Newport Harbor, Calif. | WR/PR**All-Mountain West first team (PR) - *Athlon Sports*All-Mountain West first team (PR) - *Phil Steele Magazine***Juwan Washington | So. | Kennedale, Texas | RB**

Earl Campbell Tyler Rose Award Watch List (Ties to Texas, Performance, Integrity, Tenacity)

All-Mountain West fourth team (RB) - *Athlon Sports*All-Mountain West fourth team (KR) - *Phil Steele Magazine***David Wells | Sr. | Clovis, Calif. | TE**

John Mackey Award Watch List (Most Outstanding Collegiate Tight End)

Wuerffel Trophy Watch List (Community Service)

All-Mountain West first team - *MW Media*All-Mountain West first team - *Athlon Sports*All-Mountain West first team - *Lindy's Sports*All-Mountain West first team - *Phil Steele Magazine*All-Mountain West first team - *Street & Smith's*"No. 18 Tight End in FBS" - *College Football News*"10th-Rated Tight End in 2018 NFL Draft" - *CBS Sports*"30th-Rated Tight End in 2018 NFL Draft" - *Phil Steele Magazine***GEOLOGICAL BREAKDOWN****California (74)**

Derrick Achayo, Collin Andrews, John Baron II, Nick Bawden, Chance Bell, Garrett Binkley, Neil Boudreau, Josh Bringuel, Israel Cabrera, Liam Cabrera, John Carroll, Troy Cassidy, Jerry Chaney, Christian Chapman, Jeff Clay, Shane Coleman, Chaz Collins, Ryan Dunn, Adam Eastwood, Marc Ellis, Garrett Erickson, Brandon Fitzpatrick, JJ Glass, Dominic Gudino, Darren Hall, Temerick Harper, Taylor Hawkins, Brandon Hecklen, Jay Henderson, Mikah Holder, Shane Irwin, Keith Ismael, Chase Jasmin, Dwayne Johnson, Jr., Cameron King, Liam King, Andrew Lane, Isaac Lessard, Trey Lomax, Anthony Luke, Chris Martinez, Damon Moore, Dominic O'Brien, Zachary Oblea, Chibu Onyeukwu, Dwayne Parchment, Rashaad Penny, Ryan Pope, Isaiah Richardson, Mark Salazar, Joe Salcedo, Ron Smith, Kyle Spalding, Keoni Stallworth, Will Stricklin II, Gabe Strong, Kyahva Tezino, Zachary Thomas, Tariq Thompson, Trenton Thompson, Quest Truxton, Adison Umarong, Alex Valenzuela, Grady Vazquez, Tayari Venable, Kahale Warring, David Wells, Andrew Wickens, Micah Wierenga, Kaegun Williams, Alex Wilson, Chad Woolsey, Tyler Wormhoudt, Garrison Young

Texas (14)

Ryan Agnew, Mark Brown, Myles Cheatum, Daishawn Dixon, Nick Gerhard, Kameron Kelly, Caden McDonald, Sergio Phillips, Cam Roane, Tyler Roemer, Douglas Tucker II, Juwan Washington, Kaegun Williams, Timothy Wilson, Jr.

Nevada (6)

Ethan Dedeaux, Noble Hall, Parker Houston, Isiah Macklin, Tyler Morris, Randy Ricks

Hawaii (4)

Andrew Aleki, Ronley Lakalaka, Seyddrick Lakalaka, Dakota Turner

Florida (3)

Desmond Bessent, Jon Darius Gardner, Darryl Richardson

Arizona (2)

Turner Bernard, Kyree Woods

Canada (1)

Ladji Bagayoko

Arkansas (1)

Parker Baldwin

Illinois (1)

Connor Mitchell

Mississippi (1)

Fred Trevillion

Oklahoma (1)

Kyre Richardson

Oregon (1)

Kaelin Himphill

SDSU OPENING-GAME RECORDS (Div. I (1969))

INDIVIDUAL

Rushing Yards (14, 100-yard games)

220, M. Faulk (vs. USC, 9/5/92)
 189, R. Hillman (vs. Cal Poly, 9/3/11)
 181, M. Faulk (vs. CS Northridge, 9/4/93)
 147, G. Jones (vs. California, 9/2/95)
 145, L. Ned (vs. South Florida, 9/5/99)
 137, R. Slack (vs. Air Force, 9/2/89)
 123, E. Steward (at No. Illinois, 9/12/70)
 121, J. Watson (vs. Idaho, 9/7/96)
 115, T.C. Wright (vs. Long Beach St., 9/8/91)
 113, L. Hamilton (vs. E. Washington, 8/30/03)
 111, D. Pumphrey (vs. Northern Arizona, 8/30/14)
 106, M. Franklin (vs. Idaho St., 9/4/04)
 103, T. Booker (at Oregon, 9/8/90)
 100, F. Geary (at Arizona, 9/14/74)

Rushing Attempts

28, R. Hillman (vs. Cal Poly, 9/3/11)
 27, M. Faulk (vs. CS Northridge, 9/4/93)
 27, M. Faulk (vs. USC, 9/5/92)

Rushing Touchdowns

3, G. Jones (vs. California, 9/2/95)
 3, M. Faulk (vs. CS Northridge, 9/4/93)
 3, M. Faulk (vs. USC, 9/5/92)

Longest Run

74, R. Smith (vs. CS Fullerton, 9/10/77) (TD)

Passing Yards (8, 300-yard games)

371, K. McKechnie (vs. Navy, 9/5/97)
 361, D. McGwire (vs. Air Force, 9/2/89)
 359, M. Kofler (at Colorado St., 9/12/81)
 352, R. Lindley (vs. Cal Poly, 8/30/08)
 330, T. Santos (vs. Long Beach St., 9/6/86)
 318, A. Dingwell (vs. Eastern Illinois, 8/31/13)
 306, B. Blanton (vs. Idaho, 9/7/96)
 303, R. Lindley (vs. Nicholls, 9/4/10)

Passing Attempts

63, A. Dingwell (vs. Eastern Illinois, 8/31/13)
 57, J. Hawley (vs. Arizona St. 8/31/00)

Passing Completions

35, M. Kofler (at Air Force, 9/11/82)

Passing Touchdowns

4, R. Lindley (vs. Cal Poly, 9/3/11)
 4, K. McKechnie (vs. Navy, 9/5/97)
 4, T. Gutierrez (vs. Navy, 9/3/94)

Longest Pass Play

86, C. Chapman to M. Holder (vs. UNH, 9/3/16)
 78, R. Lindley to V. Brown (at UCLA, 9/5/09)
 78, K. McKechnie to T. Johnson (vs. Navy, 9/5/97)

Receiving Yards (15, 100-yard receiving games)

179, D. Sampson (vs. Nicholls, 9/4/10)
 174, A. Hakim (vs. Idaho, 9/7/96)
 173, I. Curtis (vs. Oregon St., 9/8/72)
 172, A. Hakim (vs. Navy, 9/5/97)
 163, T. Johnson (vs. Navy, 9/5/97)
 160, Mikah Holder (vs. New Hampshire, 9/3/16)
 158, J.R. Tolver (vs. Fresno State, 8/29/02)
 139, V. Brown (at UCLA, 9/5/09)
 127, K. Burrow (at No. Illinois, 9/12/70)
 122, C. Penrose (at Arizona, 9/14/74)
 114, W. Slaughter (vs. Long Beach St., 9/14/85)
 113, S. Stapler (at Missouri, 9/8/79)
 109, J. Beautrow (at Air Force, 9/11/82)
 101, S. Fogel (at Air Force, 9/11/82)
 101, D. Pearson (vs. CS Fullerton, 9/10/77)

Receptions

10, J. Webb (vs. Eastern Washington, 8/30/03)
 10, J.R. Tolver (vs. Fresno State, 8/29/02)
 10, M. Gilbreath (vs. Air Force, 9/2/89)

Receiving Touchdowns

2, Mikah Holder (vs. New Hampshire, 9/3/16)
 2, D. Denso (vs. Cal Poly, 9/3/11)
 2, D. Sampson (vs. Nicholls, 9/4/10)
 2, R. Ortiz (vs. Idaho St., 9/4/04)
 2, A. Hakim (vs. Navy, 9/5/97)
 2, W. Blackwell (vs. Navy, 9/3/94)

Best Punt Avg. (Min. 4 punts)

46.5, G. Roeszler, (at Iowa St., 9/16/78)

Longest Punt

64, J. Santos (vs. Air Force, 9/2/89)
 63, T. Blain (vs. San Diego, 9/5/15)
 62, M. Jezulin (at Brigham Young, 9/13/80)
 58, B. Simjanovski (vs. Fresno St., 8/29/02)

Most Punt Return Yards

136, R. Peterson (vs. CS Northridge, 9/4/93)

Longest Punt Return

86, M. Jacobs (vs. UTEP, 9/6/75) (TD)

Most Kickoff Return Yards

146, V. Brown (at Washington State, 9/8/07)

Longest Kickoff Return

97, Rashaad Penny (vs. San Diego, 9/5/15)
 94, C. Lockett (vs. Cal Poly, 9/3/11) (TD)
 85, A. Hakim (vs. Navy, 9/5/97) (TD)

Most Field Goals

4, W. Feer (vs. Eastern Illinois, 8/31/13)
 4, P. Holt (vs. Idaho, 9/7/96)

Longest Field Goal

50, M. Morales (at Tulsa, 9/3/83)
 50, S. Duncan (vs. CS Fullerton, 9/10/77)

Most Points Scored

18, A. Hakim (vs. Navy, 9/5/97)
 18, G. Jones (vs. California, 9/2/95)
 18, M. Faulk (vs. CS Northridge, 9/4/93)
 18, M. Faulk (vs. USC, 9/5/92)

Most Tackles

17, E. Imo (vs. CS Fullerton, 9/10/77)
 16, J. McChristian (vs. Navy, 9/5/97)
 16, H. Brohn (at Tulsa, 9/3/83)
 16, W. Walton (vs. CS Fullerton, 9/10/77)

Most Interceptions

2, D. Baker (vs. UTEP, 8/31/06)
 2, E. Kertel (at Arizona, 9/14/74)
 2, G. Ohnesorgen (at Utah St., 9/22/73)

Most Pass Breakups

4, A. Barrett (vs. San Diego, 9/3/16)
 4, M. Mitchell (vs. Long Beach St., 9/14/85)

Most Sacks

3, K. Gbaja-Biamila (vs. South Florida, 9/5/99)

Most Fumble Recoveries

2, T. Nixon (at Air Force, 9/1/84)

Most Points

56, vs. Navy, 9/3/94
 49, vs. Cal Poly, 9/3/11

TEAM

49, vs. USC, 9/5/92
 49, vs. CS Los Angeles, 9/27/69

Most Points in 1st Quarter

24, vs. Idaho St., 9/4/04

Most Points in 2nd Quarter

28, vs. Navy, 9/3/94

Most Points in 3rd Quarter

30, vs. Long Beach St., 9/8/91

Most Points in 4th Quarter

17, vs. Nicholls, 9/4/10
 17, vs. UTEP, 8/31/06

Most Points in One Quarter

30, vs. Long Beach St., 9/8/91 (3rd)

Most Points in 1st Half

42, vs. Navy, 9/3/94
 31, vs. Idaho St., 9/4/04

Most Points in 2nd Half

36, vs. Long Beach St., 9/8/91

Most Points in One Half

42, vs. Navy, 9/3/94

Largest Margin of Victory

49, vs. CS Los Angeles, 9/27/69

Most First Downs

30, at Iowa St., 9/16/78

Most Rushing Attempts

53, at Iowa St., 9/16/78
 51, vs. Idaho St., 9/4/04

Most Rushing Yards

290, vs. Idaho St., 9/4/04
 289, vs. Cal Poly, 9/3/11

Fewest Rushing Yards Allowed

-44, vs. CS Los Angeles, 9/27/69
 11, vs. Long Beach St., 9/6/86
 30, vs. UTEP, 8/31/06
 31, vs. Idaho, 9/7/96
 36, vs. South Florida, 9/5/99

Most Rushing Touchdowns

4, vs. Nicholls, 9/4/10
 4, vs. Long Beach St., 9/8/91
 4, vs. CS Los Angeles, 9/27/69

Most Passing Yards

371, vs. Navy, 9/5/97

Fewest Passing Yards Allowed

11, at Iowa St., 9/16/78
 58, at No. Illinois, 9/12/70
 59, vs. Air Force, 9/2/89
 70, vs. New Hampshire, 9/3/16
 73, vs. UTEP, 9/6/75

Most Passing Attempts

64, (vs. Eastern Illinois, 8/31/13)
 57, (vs. Arizona St., 8/31/00)

Most Passing Completions

35, (at Colorado St., 9/12/81)

Fewest Interceptions Allowed

0, vs. New Hampshire, 9/3/16
 0, vs. Cal Poly, 9/3/11
 0, vs. Nicholls, 9/4/10
 0, vs. Fresno St., 8/29/02
 0, vs. Idaho, 9/7/96
 0, vs. Navy, 9/3/94
 0, vs. CS Northridge, 9/4/93
 0, (vs. Long Beach St., 9/8/91)
 0, (at Oregon, 9/8/90)
 0, (at UCLA, 9/3/88)
 0, (vs. CS Los Angeles, 9/27/69)

Most Defensive Interceptions

5, vs. San Diego 9/5/15
 4, vs. UTEP, 8/31/06
 4, vs. Idaho, 9/7/96

Most Total Yards

581, vs. Idaho St., 9/4/04
 546, vs. Air Force, 9/2/89
 531, vs. Nicholls, 9/4/10
 518, vs. Long Beach St., 9/8/91
 512, vs. CS Los Angeles, 9/27/69
 503, vs. Navy, 9/3/94

Fewest Total Yards Allowed

125, vs. CS Los Angeles, 9/27/69
 141, vs. New Hampshire, 9/3/16
 171, vs. Nicholls, 9/4/10
 188, vs. San Diego, 9/5/15
 184, vs. Oregon St., 9/8/72
 194, vs. UTEP, 9/6/75
 198, at No. Illinois, 9/12/70

Fewest Fumbles Lost

0, vs. New Hampshire, 9/3/16
 0, vs. San Diego, 9/5/15
 0, vs. Northern Arizona, 8/30/14
 0, vs. Cal Poly, 9/3/11
 0, at UCLA, 9/5/09
 0, at Washington State, 9/8/07
 0, vs. UCLA, 9/3/06
 0, vs. Idaho St., 9/4/04
 0, vs. Navy, 9/3/94
 0, vs. USC, 9/5/92
 0, at Oregon, 9/8/90
 0, vs. Air Force, 9/2/89
 0, at UCLA, 9/3/88
 0, at Air Force, 9/11/82
 0, at Colorado St., 9/12/81
 0, vs. CS Fullerton, 9/10/77
 0, at No. Illinois, 9/12/70

Most Fumble Recoveries

5, vs. Oregon St., 9/8/72

Fewest Turnovers

0, vs. New Hampshire, 9/3/16
 0, vs. Cal Poly, 9/3/11
 0, vs. Navy, 9/3/94
 0, at Oregon, 9/8/90

Fewest Penalties

2, vs. Cal Poly, 8/30/08
 2, at Air Force, 9/1/84)

Fewest Penalty Yards

10, vs. Cal Poly, 8/30/08
 25, at Air Force, 9/1/84

Fewest Punts

1, vs. Nicholls, 9/4/10
 2, vs. UTEP, 8/31/06
 2, vs. Navy, 9/5/97
 2, vs. UTEP, 9/6/75

Longest Possession Time

37:50, vs. Eastern Illinois, 8/31/13

Most Third-Down Conversions

10, vs. UCLA, 9/3/05

Most Sacks

6, vs. South Florida, 9/5/99
 6, (vs. California, 9/2/95)

Fewest Sacks Allowed

0, (vs. Cal Poly, 9/3/11)
 0, (vs. Nicholls, 9/4/10)
 0, (at UCLA, 9/5/09)
 0, (vs. Eastern Washington, 8/30/03)
 0, (vs. South Florida, 9/5/99)
 0, (vs. Air Force, 9/2/89)



MOUNTAIN WEST

2017 MW Standings

West Division

	MW	Pct.	Overall	Pct.
Hawai'i	0-0	.000	1-0	1.000
Fresno State	0-0	.000	0-0	.000
Nevada	0-0	.000	0-0	.000
San Diego State	0-0	.000	0-0	.000
UNLV	0-0	.000	0-0	.000
San José State	0-0	.000	0-1	.000

Mountain Division

	MW	Pct.	Overall	Pct.
Colorado State	0-0	.000	1-0	1.000
Air Force	0-0	.000	0-0	.000
Boise State	0-0	.000	0-0	.000
New Mexico	0-0	.000	0-0	.000
Utah State	0-0	.000	0-0	.000
Wyoming	0-0	.000	0-0	.000

This Week in the Mountain West

Friday, Sept. 1

Colorado vs. Colorado State, 6 p.m. MT
Utah State at Wisconsin, 8 p.m. CT

Saturday, Sept. 2

Wyoming at Iowa, 11 a.m. CT
VMI at Air Force, 12 p.m. MT
Troy at Boise State, 1:45 p.m. MT
Nevada at Northwestern, 2:30 p.m. CT
Cal Poly at San José State, 4:30 p.m. PT
UC Davis at San Diego State, 5:30 p.m. PT
Howard at UNLV, 6 p.m. PT

Abilene Christian at New Mexico, 6 p.m. MT
Incarnate Word at Fresno State, 7 p.m. PT
Western Carolina at Hawai'i, 6 p.m. HT

Last Week in the Mountain West

at Colorado State 58, Oregon State 27
No. 19 South Florida 42, at San José State 22
Hawai'i 38, at UMass 35

Mountain West Bowl Tie-Ins

Gildan New Mexico Bowl vs. C-USA

Dec. 16	ESPN	Noon MT	Albuquerque, N.M.
---------	------	---------	-------------------

Las Vegas Bowl vs. Pac-12

Dec. 16	ABC	12:30 p.m. PT	Las Vegas, Nev.
---------	-----	---------------	-----------------

Famous Idaho Potato Bowl vs. MAC

Dec. 22	ESPN	5 p.m. MT	Boise, Idaho
---------	------	-----------	--------------

Hawai'i Bowl vs. American

Dec. 24	ESPN	3:30 p.m. HT	Honolulu, Hawaii
---------	------	--------------	------------------

Nova Home Loans Arizona Bowl vs. Sun Belt

Dec. 30	CBSSN	3:30 p.m. PT	Tucson, Ariz
---------	-------	--------------	--------------

Charting the Opponents

UC Davis (0-0, 0-0 Big Sky)

S.2	at San Diego State	5:30 p.m. PT
S.9	San Diego	6 p.m. PT
S.16	at Portland State	2 p.m. PT
S.23	at Weber State*	4 p.m. MT
S.30	North Dakota*	6 p.m. PT
O.7	Eastern Washington*	6 p.m. PT
O.21	at Northern Arizona*	TBA
O.28	at Cal Poly*	4 p.m. PT
N.4	at Idaho State*	1:30 p.m. MT
N.11	Southern Utah*	4 p.m. PT
N.18	Sacramento State*	TBA

Arizona State (0-0, 0-0 Pac-12)

A.31	New Mexico State	7:30 p.m. MT
S.9	San Diego State	8 p.m. MT
S.16	at Texas Tech	6 p.m. CT
S.23	Oregon*	TBA
S.30	at Stanford*	TBA
O.14	Washington*	TBA
O.21	at Utah*	TBA
O.28	USC*	TBA
N.4	Colorado*	TBA
N.11	at UCLA*	TBA
N.18	at Oregon State*	TBA
N.25	Arizona*	TBA

Stanford (1-0, 0-0 Pac-12)

A.26	vs. Rice	W, 62-7
S.9	at USC*	5:30 p.m. PT
S.16	San Diego State	7:30 p.m. PT
S.23	UCLA*	TBA
S.30	Arizona State	TBA
O.7	at Utah*	TBA
O.14	Oregon*	TBA
O.26	at Oregon State*	6 p.m. PT
N.4	at Washington State*	TBA
N.10	Washington*	7:30 p.m. PT
N.18	California*	TBA
N.25	Notre Dame	TBA

Air Force (0-0, 0-0 MW)

S.2	VMI	12:05 p.m. MT
S.16	at Michigan	12 p.m. ET
S.23	San Diego State*	5 p.m. MT
S.30	at New Mexico*	5 p.m. MT
O.7	at Navy	3:30 p.m. ET
O.14	UNLV*	12 p.m. MT
O.20	at Nevada*	7:30 p.m. PT
O.28	at Colorado State*	1 p.m. MT
N.4	Army West Point	1:30 p.m. MT
N.11	Wyoming*	TBA
N.18	at Boise State*	TBA
N.25	Utah State*	TBA

Northern Illinois (0-0, 0-0 MAC)

S.1	Boston College	8:30 p.m. CT
S.9	Eastern Illinois	2:30 p.m. CT
S.16	at Nebraska	11 a.m. CT
S.30	at San Diego State	7:30 p.m. PT
O.7	Kent State*	2:30 p.m. CT
O.14	at Buffalo*	TBA
O.21	at Bowling Green*	TBA
O.26	Eastern Michigan*	6 p.m. CT
N.2	at Toledo*	6 p.m. ET
N.9	Ball State*	6 p.m. CT
N.15	Western Michigan*	TBA
N.24	at Central Michigan*	TBA

UNLV (0-0, 0-0 MW)

S.2	Howard	6 p.m. PT
S.9	at Idaho	4 p.m. PT
S.23	at Ohio State	TBA
S.30	San José State*	TBA
O.7	San Diego State*	TBA
O.14	at Air Force*	12 p.m. MT
O.21	Utah State*	3 p.m. PT
O.28	at Fresno State*	7 p.m. PT
N.4	Hawai'i*	3 p.m. PT
N.10	BYU	7:30 p.m. PT
N.17	at New Mexico*	7:30 p.m. MT
N.25	at Nevada*	12 p.m. PT

Boise State (0-0, 0-0 MW)

S.2	Troy	1:45 p.m. MT
S.8	Washington State	8:30 p.m. MT
S.14	New Mexico*	6 p.m. MT
S.22	Virginia	6 p.m. MT
O.6	at BYU	8:15 p.m. MT
O.14	at San Diego State*	7:30 p.m. PT
O.21	Wyoming*	TBA
O.28	at Utah State*	8 p.m. MT
N.4	Nevada*	TBA
N.11	at Colorado State*	8:30 p.m. MT
N.18	Air Force*	TBA
N.25	at Fresno State*	12:30 p.m. PT

Fresno State (0-0, 0-0 MW)

S.2	Incarnate Word	7 p.m. PT
S.9	at Alabama	12:30 p.m. CT
S.16	at Washington	6:30 p.m. PT
S.30	Nevada*	7 p.m. PT
O.7	at San José State*	4:30 p.m. PT
O.14	New Mexico*	7 p.m. PT
O.21	at San Diego State*	7:30 p.m. PT
O.28	UNLV*	7 p.m. PT
N.4	BYU	TBA
N.11	at Hawai'i*	8 p.m. HT
N.18	at Wyoming*	11 a.m. PT
N.25	Boise State*	12:30 p.m. PT

Hawai'i (1-0, 0-0 MW)

A.26	at Massachusetts	W, 38-35
S.2	Western Carolina	6 p.m. HT
S.9	at UCLA	2 p.m. PT
S.23	at Wyoming*	TBA
S.30	Colorado State*	6 p.m. HT
O.7	at Nevada*	7:30 p.m. PT
O.14	San José State*	6 p.m. HT
O.28	San Diego State*	TBA
N.4	at UNLV*	3 p.m. PT
N.11	Fresno State*	6 p.m. HT
N.18	at Utah State*	TBA
N.25	BYU	4 p.m. HT

San José State (0-1, 0-0 MW)

A.26	USF	L, 22-42
S.2	Cal Poly	4:30 p.m. CT
S.9	at Texas	2:30 p.m. CT
S.16	at Utah	8 p.m. MT
S.23	Utah State*	4:30 p.m. PT
S.30	at UNLV*	TBA
O.7	Fresno State*	4:30 p.m. PT
O.14	at Hawai'i*	6 p.m. HT
O.28	at BYU	TBA
N.4	San Diego State*	TBA
N.11	at Nevada*	TBA
N.18	at Colorado State*	1:30 p.m. MT
N.25	Wyoming*	TBA

Nevada (0-0, 0-0 MW)

S.2	at Northwestern	2:30 p.m. CT
S.9	Toledo	4 p.m. PT
S.16	Idaho State	4 p.m. PT
S.23	at Washington State	TBA
S.30	at Fresno State*	7:30 p.m. PT
O.7	Hawai'i*	7:30 p.m. PT
O.14	at Colorado State*	TBA
O.20	Air Force*	6:30 p.m. PT
N.4	at Boise State*	TBA
N.11	San José State*	TBA
N.18	at San Diego State*	7:30 p.m. PT
N.25	UNLV*	12 p.m. PT

New Mexico (0-0, 0-0 MW)

S.2	Abilene Christian	6 p.m. MT
S.9	New Mexico State	6 p.m. MT
S.14	at Boise State*	6 p.m. MT
S.23	at Tulsa	TBA
S.30	Air Force*	5 p.m. MT
O.14	at Fresno State*	7 p.m. PT
O.20	Colorado State*	8:15 p.m. MT
O.28	at Wyoming*	TBA
N.4	Utah State*	3:30 p.m. MT
N.11	at Texas A&M	TBA
N.17	UNLV*	7:30 p.m. MT
N.24	San Diego State*	1:30 p.m. MT

LONG'S SITUATIONAL RECORD

Overall	119-95
at San Diego State	54-26
at New Mexico	65-69
Home	69-40
San Diego, Calif.	30-11
Albuquerque, N.M.	39-29
Road	47-51
at San Diego State	21-14
Neutral	3-4
Scoring 41+ Points	33-1
Scoring 20+ Points	117-39
Allowing 20- Points	72-14
Conference Games	77-52
MW Games	76-45
3-Point or Closer	21-16
7-Point or Closer	43-35

THE LONG FACTOR

Below is a look at the two seasons prior to Rocky Long joining the SDSU staff, the next two seasons in which he served as the Aztecs' defensive coordinator and the last five-plus seasons in which he is the head coach (and defensive coordinator):

Category	2007-08	09-10	11-16
Record	6-18	13-12	54-26
MW Record	3-13	7-9	36-11
Opp. PPG	35.8	26.1	22.8
Opp. Total Offense/G	479.5	367.3	345.8

BOWL GAMES AS A COACH

San Diego State	UCLA
2016 Las Vegas Bowl	1998 Cotton Bowl
2015 Hawai'i Bowl	
2014 Poinsettia Bowl	
2013 Famous Idaho Potato Bowl	
2012 Poinsettia Bowl	
2011 New Orleans Bowl	
2010 Poinsettia Bowl	

New Mexico

2007 New Mexico Bowl
2006 New Mexico Bowl
2004 Emerald Bowl
2003 Las Vegas Bowl
2002 Las Vegas Bowl

MOUNTAIN WEST VICTORIES

Rk.	Name, Team	Wins
1.	Rocky Long, UNM-SDSU*	116
2.	Troy Calhoun, Air Force*	77
	Gary Patterson, TCU	77
4.	Sonny Lubick, Colorado State	59
5.	Kyle Whittingham, Utah	57

Includes all victories while team was in the league since the inception of the MW.

* - indicates current active coach in the MW



ROCKY LONG

Three-Time Mountain West Coach of the Year (2002, 2012, 2015)

Seventh Season As San Diego State Head Coach (54-26) | Ninth Season As Def. Coord. At SDSU
18th Season Overall As Head Coach (119-95)

DID YOU KNOW?

- Was one of four NCAA players who visited U.S. servicemen in Vietnam in the summer of 1971, spending two weeks visiting different U.S. bases
- Bobby Knight paid Long a home visit and recruited the two-sport athlete to play basketball at Army
- Left New Mexico as the all-time leading rusher (2,071 yards) and threw just 23 interceptions in 30 career games

COACHING HIGHLIGHTS

- Has the most all-time victories in the Mountain West with 116 (three of his previous 119 wins came in the WAC).
- Was named the Mountain West Coach of the Year in 2002 and again in 2012.
- In his 16th season as a head coaching experience and has spent 18-plus seasons as a defensive coordinator.

AT SAN DIEGO STATE

- Became San Diego State's 18th head football coach on Jan. 12, 2011.
- Was the defensive coordinator at SDSU from 2009-10.
- In 2012, led the Aztecs to a share of the Mountain West title at 7-1. It was San Diego State's first Mountain West championship and first league title since 1998. The Aztecs then won the MW title last year, defeating Air Force, 27-24, in the MW Championship game and again in 2015 in a 27-24 win at Wyoming.

COACHING PRIOR TO SAN DIEGO STATE

- Compiled a school-record 65 victories and led the Lobos to five bowl game appearances in his final seven seasons. His teams were bowl eligible in seven of his last eight campaigns.
- In his final nine seasons in Albuquerque, Long's defensive units ranked among the top 30 in fewest yards allowed six times and among the top 40 against the rush every year. In both 2001 and 2003, New Mexico's defense ranked fifth nationally in fewest rushing yards allowed per game.
- While at New Mexico, he coached 13 players selected in the NFL Draft, 10 players who earned All-America honors and had a MWC-high 34 first-team all-conference selections since 2003.
- Prior to accepting the head coaching position at New Mexico, Long served as defensive coordinator for 12 seasons at three different schools. He was the defensive coordinator for two years under Bob Toledo at UCLA in 1996-97, for five seasons at Oregon State from 1991-95, and for five campaigns at Wyoming from 1981-85.
- Also served as an assistant coach at TCU, with the CFL's British Columbia team and started his career at New Mexico as a graduate assistant coach in 1972.

PLAYING EXPERIENCE

- Originally a defensive back, Long became a three-year starter at quarterback for the Lobos from 1969-71. He earned team most valuable player honors and was the Western Athletic Conference Offensive Player of the Year as a senior.
- Long played professionally in the CFL with British Columbia in 1972-73 and 1975-76. He also competed in the World Football League with the Detroit Wheels in 1974.
- Attended Alta Loma High School in Alta Loma, Calif.

PERSONAL

- Both of Long's daughters are head coaches at the university level. Roxanne was hired in July of 2012 as the head women's basketball coach at Rogers State University (NAIA) in Claremore, Okla., after four years in the same position at Texas Lutheran (NCAA Division III). Hannah, meanwhile, is the head volleyball coach at Southwestern University, an NCAA Division III school in Georgetown, Texas. She is a four-time conference coach of the year, having compiled a 306-79 (.795) record in 10 years, including a pair of regional finals appearances in 2008 and 2009.

Rocky Long Head Coaching Record

Year	Record	League	Finish	Home	Away	Neutral	Bowl Game
1998	New Mexico	3-9	1-7	7th, WAC	2-4	1-5	
1999	New Mexico	4-7	3-4	T-5th, MW	3-3	1-4	
2000	New Mexico	5-7	3-4	T-5th, MW	3-3	2-4	
2001	New Mexico	6-5	4-3	T-3rd, MW	4-2	2-3	
2002	New Mexico	7-7	5-2	2nd, MW	5-1	2-5	0-1 Las Vegas Bowl, UCLA (L, 13-27)
2003	New Mexico	8-5	5-2	2nd, MW	5-2	3-2	0-1 Las Vegas Bowl, Oregon State (L, 14-55)
2004	New Mexico	7-5	5-2	2nd, MW	3-2	4-2	0-1 Emerald Bowl, Navy (L, 19-34)
2005	New Mexico	6-5	4-4	T-4th, MW	2-3	4-2	
2006	New Mexico	6-7	4-4	5th, MW	3-5	3-2	New Mexico Bowl, San José State (L, 12-20)
2007	New Mexico	9-4	5-3	T-3rd, MW	6-1	3-3	New Mexico Bowl, Nevada (W, 23-0)
2008	New Mexico	4-8	2-6	T-6th, MW	3-3	1-5	
UNM TOTALS	65-69	41-41		39-29	26-37	0-3	1-4
Year	Record	League	Finish	Home	Away	Neutral	Bowl Game
2011	San Diego State	8-5	4-3	4th, MW	4-3	4-1	0-1 New Orleans Bowl, La.-Lafayette (L, 30-32)
2012	San Diego State	9-4	7-1	T-1st, MW	6-2	3-2	Poinsettia Bowl, Brigham Young (L, 6-23)
2013	San Diego State	8-5	6-2	2nd, MW-West	3-3	4-2	1-0 Famous Idaho Potato Bowl, Buffalo (W, 49-24)
2014	San Diego State	7-6	5-3	T-1st, MW-West	6-1	1-5	Poinsettia Bowl, Navy (L, 16-17)
2015	San Diego State	11-3	8-0	1st, MW	6-1	4-2	1-0 Hawai'i Bowl, Cincinnati (W, 42-7)
2016	San Diego State	11-3	6-2	1st, MW	5-1	5-2	1-0 Las Vegas Bowl, Houston (W, 35-10)
SDSU TOTALS	54-26	36-11		30-11	21-14	3-1	3-3
OVERALL TOTALS	119-95	77-52		69-40	47-51	3-4	4-6

AZTEC COACHING STAFF

**Rocky Long**

FIELD

Head Coach, 7th Year (New Mexico '74)

- Named SDSU's head coach on Jan. 12, 2011, after serving two seasons as the defensive coordinator.
- Has 17 years of head coaching experience (New Mexico, 1998-2008) and 18 years service as a defensive coordinator (San Diego State, 2009-; UCLA, 1996-97; Oregon State, 1991-95; Wyoming, 1981-85).
- Owns the most victories of any Mountain West head coach in the league's history. Was named the league's coach of the year in 2002, 2012 and 2015.

**Jeff Horton**

FIELD

Assoc. HC/OC/RBs, 7th Year (Nevada '81)

- Spent the final five games of 2011 as the interim head coach at Minnesota, leading the Gophers to a 2-3 record (team was 1-6 before his promotion) with victories over bowl-bound Illinois and Iowa.
- Also had head coaching stints at UNLV (1994-98) and Nevada (1993).
- Started his collegiate coaching career in 1984 as a graduate assistant at Minnesota under legendary head coach Lou Holtz.

**Bobby Hauck**

FIELD

Assoc. HC/Special Teams Coord., 3rd Year (Montana '88)

- Enters his third season as SDSU's special teams coordinator and his second as an associate head coach.
- Served as a head coach from 2003-14, with stops at Montana (2003-09) and UNLV (2010-14).
- Has coached special teams in 24 of the past 25 seasons.
- Has coached in the Mountain West, Pac-12 (three different schools) in addition to his extensive experience in the FCS.

**Danny Gonzales**

FIELD

DC/Safeties, 6th Year (New Mexico '98)

- Previously worked with SDSU head coach Rocky Long at New Mexico as a defensive graduate assistant (1999-02), a video coordinator (2003-05) and a special teams/safeties coach (2005-08).
- Coached Lobo place-kicker John Sullivan to consensus All-America honors in 2007.
- Earned three letterwinners as a punter and safety at UNM, where he won the Chuck Cummings Memorial Award for morale and spirit.

**Zach Arnett**

FIELD

Linebackers, 7th Year (New Mexico '09)


- Was promoted to linebackers coach in the spring of 2014 after spending three years as a defensive graduate assistant.
- Played collegiately for four seasons at New Mexico under current San Diego State head coach Rocky Long.
- Served as a team captain for the Lobos as a senior in 2008, helping UNM rank 36th nationally in rushing defense.
- Also excelled in the classroom, earning first-team Academic All-America honors in 2008.

**Hunkie Cooper**

FIELD

Wide Receivers, 3rd Year (UNLV '91)


- Previously served as the head coach at Canyon Springs High School (Las Vegas, Nev.) from 2009-14.
- Led CSHS to the Sunrise Region playoffs all six seasons and was a three-time Northeast Sunrise Divisional Coach-of-the-Year honoree.
- Was selected the fifth-greatest player in Arena Football League history by the league's Silver Anniversary Committee.
- Played under current offensive coordinator and associate head coach Jeff Horton at UNLV.

**Ernie Lawson**

BOX

Defensive Line, 2nd Year (San Diego State '10)

- Enters his second season at SDSU, coaching the offensive line.
- Served two seasons as a coach at the high school level.
- Was a graduate assistant at Michigan, working with the linebackers and defensive line.
- A San Diego State graduate and four-year letterwinner for SDSU from 2007-10, he captained the 2010 Aztecs as a senior and was an Honorable Mention All-Mountain West performer.

**Blane Morgan**

BOX

Quarterbacks, 3rd Year (Air Force '99)

- Previously coached 12 seasons at Air Force, including his final seven as the Falcons' offensive coordinator/quarterbacks coach.
- Helped the Falcons rank 24th in the nation in pass efficiency rating (139.1) and third in yards per completion (14.8) from 2007-14.
- Air Force made a bowl game in seven of the eight years he served as the offensive coordinator, while posting a 59-44 (.573 record).
- Is the only QB in AFA history to guide the Falcons to an outright conference title.

**Mike Schmidt**

FIELD

Offensive Line, 6th Year (San Diego St. '09)

- A 2009 graduate of San Diego State, who served as a graduate assistant coach in 2010 and 2011.
- Since joining the staff as a full-time assistant in 2012, SDSU ranks 14th nationally in rushing yardage per game (220.7).
- A former walk-on on the defensive line who earned four letters at SDSU from 2005-08 as an offensive lineman.
- Was a team captain as a senior.

**Tony White**

BOX

Cornerbacks/Recruiting, 9th Year (UCLA '02)

- Came to San Diego State after spending 2008 alongside current Aztec head coach Rocky Long at New Mexico. White was in charge of the Lobos' linebackers.
- In 2008, White coached two honorable mention all-conference linebackers in Zach Arnett and Herbert Felder.
- Was a three-year starter and four-year letterman at outside linebacker for UCLA from 1997-2000.

SAN DIEGO STATE ROSTER

Alphabetical

No.	Name	Pos.
72	Achayo, Derrick	OL
9	Agnew, Ryan	QB
31	Aleki, Andrew	LB
81	Andrews, Collin	WR
70	Bagayoko, Ladji	OL
33	Baldwin, Parker	S
29	Baron II, John	K/P
15	Bawden, Nick	FB
21	Bell, Chance	RB
50	Bernard, Turner	LS
75	Bessent, Desmond	OL
30	Binkley, Garrett	CB
12	Boudreau, Neil	QB
49	Bringuel, Josh	LB
59	Brown, Mark	DL
48	Cabrera, Israel	S
37	Cabrera, Liam	WR
31	Carroll, John	FB
42	Cassidy, Troy	LB
86	Chaney, Jerry	S
10	Chapman, Christian	QB
68	Cheatum, Myles	DL
10	Clay, Jeff	S
91	Coleman, Shane	TE
85	Collins, Chaz	WR
36	Dedeaux, Ethan	WR
79	Dixon, Daishawn	OL
57	Dunn, Ryan	LB
38	Eastwood, Adam	FB
35	Ellis, Marc	S
95	Erickson, Garrett	K
80	Fitzpatrick, Brandon	WR
94	Gardner, Jon/Darius	DL
62	Gerhard, Nick	OL
90	Glass, JJ	DL
56	Gudino, Dominic	OL
23	Hall, Darren	S
95	Hall, Noble	DL
53	Harper, Temerrick	LB
32	Hawkins, Taylor	CB
59	Heicklen, Brandon	P
46	Henderson, Jay	DL
47	Himphill, Kaelin	LB
6	Holder, Mikah	WR
82	Houston, Parker	TE
66	Irwin, Shane	TE
60	Ismael, Keith	OL
22	Jasmin, Chase	RB
37	Johnson Jr., Dwayne	S
7	Kelly, Kameron	CB
49	King, Cameron	LS
43	King, Liam	K
39	Lakalaka, Ronley	LB
43	Lakalaka, Seyddrick	LB
45	Lane, Andrew	FB/TE
34	Lessard, Isaac	FB
3	Lomax, Trey	S
45	Luke, Anthony	DL
92	Macklin, Isiah	WR
64	Martinez, Chris	OL
54	McDonald, Caden	LB
58	Mitchell, Connor	DL
61	Moore, Damon	DL
52	Morris, Tyler	LB
57	O'Brien, Dominic	OL
51	Oblea, Zachary	OL
55	Onyeukwu, Chibu	DL
16	Parchment, Dwayne	S
20	Penny, Rashaad	RB
65	Phillips, Sergio	DL

Numerical

No.	Name	Pos.	Ht.	Wt.	Yr.	Exp.	Hometown (High School/College)
2	Cam Roane	QB	6-2	200	Fr.	HS	Colleyville, Texas (Heritage High)
3	Trey Lomax	S	5-11	195	Sr.	3L	San Diego, Calif. (Mira Mesa High)
4	Chad Woolsey	RB	6-1	205	Jr.	SQ	Vista, Calif. (Rancho Buena Vista High/Santa Barbara City College)
5	Mark Salazar	QB	6-3	190	Fr.	HS	San Diego, Calif. (Rancho Bernardo High)
6	Mikah Holder	WR	6-0	185	Sr.	3L	Oceanside, Calif. (Oceanside High)
7	Kameron Kelly	CB	6-2	200	Sr.	3L	Murphy, Texas (Wylie High)
8	Quest Truxton	WR	6-0	185	Sr.	1L	Newport Harbor, Calif. (Newport Beach High/Golden West College)
9	Ryan Agnew	QB	6-0	190	So.	1L	Southlake, Texas (Carroll High)
10	Christian Chapman	QB	6-0	200	Jr.	2L	Carlsbad, Calif. (Carlsbad High)
10	Jeff Clay	S	6-0	195	So.	1L	Lancaster, Calif. (Antelope Valley High)
11	Will Stricklin II	S	6-0	200	Fr.	RS	San Marcos, Calif. (Mission Hills High)
12	Neil Boudreau	QB	6-3	200	Fr.	RS	Irvine, Calif. (University High)
12	Adison Umrarong	CB	5-10	175	Fr.	HS	Palos Verdes Peninsula, Calif. (Palos Verdes High)
13	Isaiah Richardson	WR	6-1	180	Fr.	HS	Palmdale, Calif. (Chaminade College Prep)
14	Tariq Thompson	S	6-0	190	Fr.	HS	San Diego, Calif. (St. Augustine High)
15	Nick Bawden	FB	6-3	245	Sr.	2L	Los Gatos, Calif. (Los Gatos High)
16	Dwayne Parchment	S	5-11	195	So.	1L	Fontana, Calif. (Kaiser High)
17	Ron Smith	CB	6-0	170	So.	1L	Oakland, Calif. (St. Mary's High)
18	Trenton Thompson	S	6-2	190	So.	1L	Palm Springs, Calif. (Palm Springs High)
19	Tayari Venable	CB	6-1	180	Fr.	HS	Moreno Valley, Calif. (Rancho Cucamonga High)
20	Rashaad Penny	RB	5-11	220	Sr.	3L	Norwalk, Calif. (Norwalk High)
21	Chance Bell	RB	5-10	185	Fr.	HS	Burbank, Calif. (John Burroughs High)
22	Chase Jasmin	RB	5-11	195	Fr.	RS	Agoura Hills, Calif. (Westlake High)
23	Darren Hall	S	6-0	170	Fr.	HS	Pasadena, Calif. (Rancho Cucamonga High)
24	Tyler Wormhoudt	RB	6-1	205	Sr.	SQ	Mammoth Lakes, Calif. (Mammoth Lakes High)
26	Kaegun Williams	RB	5-9	190	Fr.	HS	Cedar Hill, Texas (Cedar Hill High)
27	Kyree Woods	CB	6-0	185	So.	1L	Mesa, Ariz. (Chandler High)
29	John Baron II	K/P	5-11	190	Jr.	1L	Temecula, Calif. (Chaparral High)
29	Juwan Washington	RB	5-7	190	So.	1L	Kennedale, Texas (Kennedale High)
30	Garrett Binkley	CB	5-9	170	So.	SQ	Ramona, Calif. (Ramona High)
31	Andrew Aleki	LB	6-3	220	Fr.	HS	Honolulu, Hawaii (Kamehameha High)
31	John Carroll	FB	6-2	235	So.	SQ	Santa Clarita, Calif. (St. Francis High)
32	Taylor Hawkins	CB	6-1	200	Fr.	RS	Palm Springs, Calif. (Palm Springs High)
33	Parker Baldwin	S	6-2	215	Jr.	2L	Siloam Springs, Ark. (Siloam Springs High)
34	Isaac Lessard	FB	6-3	240	So.	1L	Sacramento, Calif. (Jesuit High)
34	Micha Wierenga	LB	6-5	195	Fr.	HS	Valley Center, Calif. (Valley Center High)
35	Marc Ellis	S	6-0	190	Jr.	SQ	Granite Bay, Calif. (Granite Bay High/American River College)
35	Grady Vazquez	FB	6-1	235	Fr.	RS	Ramona, Calif. (Ramona High)
36	Ethan Dedeaux	WR	5-9	190	Fr.	HS	Las Vegas, Nev. (Liberty High)
36	Keoni Stallworth	S	6-1	195	Fr.	RS	Elk Grove, Calif. (Cosumnes Oaks High)
37	Liam Cabrera	WR	5-10	190	So.	SQ	Canyon Country, Calif. (Canyon High)
37	Dwayne Johnson Jr.	S	6-2	205	Fr.	RS	Murrieta, Calif. (Vista Murrieta High)
38	Adam Eastwood	FB	6-1	215	Fr.	HS	Del Mar, Calif. (Cathedral Catholic High)
39	Ronley Lakalaka	LB	6-0	225	Jr.	2L	Kalihi, Hawaii (Punahou High)
40	Randy Ricks	LB	6-5	235	Sr.	RS	Las Vegas, Nev. (Legacy High/Arizona Western CC)
41	Dakota Turner	FB	6-3	250	Sr.	3L	Mililani, Hawaii (Mililani High)
42	Troy Cassidy	LB	6-3	215	So.	1L	Carlsbad, Calif. (Carlsbad High)
43	Liam King	K	5-9	170	Fr.	HS	Del Mar, Calif. (Cathedral Catholic High)
43	Seyddrick Lakalaka	LB	6-1	220	Fr.	HS	Kalihi, Hawaii (Punahou High)
44	Kyahva Tezino	LB	6-0	230	So.	1L	Los Angeles, Calif. (Salesian High)
45	Andrew Lane	FB/TE	6-2	220	Fr.	HS	Palos Verdes Estates, Calif. (Palos Verdes High)
45	Anthony Luke	DL	6-4	260	Jr.	TR	Roseville, Calif. (Woodcreek High/American River College)
46	Jay Henderson	DL	6-2	230	Sr.	3L	Phelan, Calif. (Serrano High)
47	Kaelin Himphill	LB	6-2	225	Fr.	RS	Hillsboro, Ore. (Liberty High)
47	Gabe Strong	TE	6-5	230	Jr.	TR	Lakeport, Calif. (Clear Lake High/Montana State/Grossmont College)
48	Israel Cabrera	S	5-10	180	So.	1L	Canyon Country, Calif. (Canyon High)
49	Josh Bringuel	LB	6-4	220	Fr.	RS	San Jose, Calif. (Bellarmine Prep)
49	Cameron King	LS	6-0	190	Fr.	HS	Del Mar, Calif. (Cathedral Catholic High)
50	Turner Bernard	LS	6-1	210	Fr.	RS	Glendale, Ariz. (Mountain Ridge High)
51	Zachary Oblea	OL	6-2	300	Fr.	RS	San Juan Capistrano, Calif. (San Juan Hills High)
52	Tyler Morris	LB	6-3	225	Sr.	1L	Henderson, Nev. (Foothill High)
53	Douglas Tucker II	OL	6-5	300	Fr.	RS	Dallas, Texas (Parish Episcopal High)
53	Temerrick Harper	LB	6-1	225	Sr.	SQ	Fontana, Calif. (Carter High/San Bernardino Valley College)
54	Caden McDonald	LB	6-3	210	Fr.	HS	Haslet, Texas (Northwest High)
55	Chibu Onyeukwu	DL	6-4	255	Jr.	RS	Pittsburg, Calif. (Deer Valley High/Contra Costa College)
55	Garrison Young	OL	6-3	295	Jr.	TR	Carlsbad, Calif. (Carlsbad High/Saddleback College)
56	Dominic Gudino	OL	6-3	300	Fr.	HS	Chula Vista, Calif. (Olympian High)
57	Ryan Dunn	LB	6-3	225	Sr.	2L	Alamo, Calif. (San Ramon Valley High/Univ. of Arizona)
57	Dominic O'Brien	OL	6-4	300	So.	SQ	San Pedro, Calif. (San Pedro High/Southern Utah)
58	Connor Mitchell	DL	6-5	250	Fr.	HS	Island Lakes, Ill. (Wauconda High)

Numerical

No.	Name	Pos.	Ht.	Wt.	Yr.	Exp.	Hometown (High School/College)
59	Mark Brown	DL	6-3	230	Fr.	HS	Fort Worth, Texas (Arlington Heights High)
59	Brandon Heicklen	P	6-0	180	So.	TR	Tarzana, Calif. (El Camino Real High/Santa Monica College/Boise State)
60	Keith Ismael	OL	6-3	310	Fr.	RS	Daly City, Calif. (Sacred Heart Cathedral Prep)
61	Damon Moore	DL	6-4	260	Jr.	SQ	Novato, Calif. (San Marin High)
62	Nick Gerhard	OL	6-5	300	So.	1L	Arlington, Texas (Mansfield Timberview High)
64	Chris Martinez	OL	6-4	280	Fr.	HS	Turlock, Calif. (Pitman High)
65	Sergio Phillips	DL	6-2	285	Sr.	3L	DeSoto, Texas (DeSoto High)
66	Shane Irwin	DL	6-4	250	Fr.	HS	Palos Verdes Estates, Calif. (Palos Verdes High)
67	Antonio Rosales	OL	6-4	305	Sr.	2L	Tucson, Ariz. (Tucson Magnet High)
68	Myles Cheatum	DL	6-2	255	So.	SQ	Cedar Park, Texas (Cedar Park High)
68	Andrew Wickens	OL	6-5	285	Fr.	HS	Downey, Calif. (Warren High)
70	Ladji Bagayoko	OL	6-4	305	Fr.	HS	Saint-Laurent, Quebec, Canada (Bishop Alemany High)
71	Kyle Spalding	OL	6-6	300	Fr.	RS	McKinleyville, Calif. (McKinleyville High)
72	Derrick Achayo	OL	6-4	300	Jr.	RS	Roseville, Calif. (Oakmont High/Sierra College)
74	Tyler Roemer	OL	6-7	305	Fr.	RS	Fernley, Nev. (Fernley High)
75	Desmond Bessent	OL	6-7	325	Fr.	HS	Tampa, Fla. (Sickles High)
76	Zachary Thomas	OL	6-5	285	Fr.	RS	Carlsbad, Calif. (Carlsbad High)
77	Ryan Pope	OL	6-7	315	Jr.	1L	Long Beach, Calif. (Lakewood High/Long Beach City College)
78	Joe Salcedo	OL	6-7	300	Jr.	1L	Santa Barbara, Calif. (Bishop Diego High)
79	Daishawn Dixon	OL	6-5	320	So.	1L	San Antonio, Texas (William Howard Taft High)
80	Brandon Fitzpatrick	WR	6-3	190	Sr.	SQ	Ramona, Calif. (Ramona High)
81	Collin Andrews	WR	6-3	185	Fr.	RS	Chula Vista, Calif. (Olympian High)
82	Parker Houston	TE	6-3	240	So.	1L	Sparks, Nev. (Edward C. Reed High)
83	Alex Wilson	WR	6-4	210	Fr.	HS	Corte Madera, Calif. (Redwood High)
84	Darryl Richardson	TE	6-5	255	Sr.	1L	Seffner, Fla. (Armwood High)
85	Chaz Collins	WR	5-10	170	So.	TR	Pasadena, Calif. (Pasadena High/Arizona State)
86	Jerry Chaney	S	6-0	185	So.	SQ	Rancho Cucamonga, Calif. (Rancho Cucamonga High)
87	Kahale Warring	TE	6-6	250	So.	SQ	Sonora, Calif. (Sonora High)
88	David Wells	TE	6-5	255	Sr.	3L	Clovis, Calif. (Clovis North High)
89	Fred Trevillion	WR	6-2	200	Jr.	TR	Brookhaven, Miss. (Brookhaven High/Southwest Mississippi CC)
90	JJ Glass	DL	6-0	270	Fr.	HS	San Juan Capistrano, Calif. (San Juan Hills High)
91	Shane Coleman	TE	6-5	215	Fr.	HS	Las Flores, Calif. (Tesoro High)
92	Isiah Macklin	WR	6-5	200	Fr.	RS	Las Vegas, Nev. (Green Valley High)
93	Tim Wilson Jr.	WR	6-4	205	Fr.	RS	Plano, Texas (Plano East High)
94	Jon'Darius Gardner	DL	6-4	295	Sr.	SQ	Pensacola, Fla. (Pine Forest High/Mesa Community College)
95	Garrett Erickson	K	6-0	185	So.	SQ	Camarillo, Calif. (Camarillo High)
95	Noble Hall	DL	6-3	265	Jr.	2L	Las Vegas, Nev. (Valley High)
97	Kyre Richardson	WR	6-3	180	Fr.	HS	Norman, Okla. (Tulsa Union High)
98	Alex Valenzuela	DL	6-0	250	Sr.	SQ	Chula Vista, Calif. (Otay Ranch High)

Alphabetical

No.	Name	Pos.
77	Pope, Ryan	OL
84	Richardson, Darryl	TE
13	Richardson, Isaiiah	WR
97	Richardson, Kyre	WR
40	Ricks, Randy	LB
2	Roane, Cam	QB
74	Roemer, Tyler	OL
67	Rosales, Antonio	OL
5	Salazar, Mark	QB
78	Salcedo, Joe	OL
17	Smith, Ron	CB
71	Spalding, Kyle	OL
36	Stallworth, Keoni	S
11	Stricklin II, Will	S
47	Strong, Gabe	TE
44	Tezino, Kyahva	LB
76	Thomas, Zachary	OL
14	Thompson, Tariq	S
18	Thompson, Trenton	S
89	Trevillion, Fred	WR
8	Truxton, Quest	WR
53	Tucker II, Douglas	OL
41	Turner, Dakota	DL
12	Umrarong, Adison	CB
98	Valenzuela, Alex	DL
35	Vazquez, Grady	FB
19	Venable, Tayari	CB
87	Warring, Kahale	TE
29	Washington, Juwan	RB
88	Wells, David	TE
68	Wickens, Andrew	OL
34	Wierenga, Micha	LB
26	Williams, Kaegun	RB
83	Wilson, Alex	WR
93	Wilson Jr., Tim	WR
27	Woods, Kyree	CB
4	Woolsey, Chad	RB
24	Wormhoudt, Tyler	RB
55	Young, Garrison	OL

♦ - Duplicate Number

THE COACHING STAFF

Rocky Long (New Mexico '74) Head Coach, 7th season as head coach at SDSU/9th overall; **Jeff Horton** (Nevada '81) Associate Head Coach/Offensive Coordinator/Running Backs, 3rd season as offensive coordinator/7th overall; **Bobby Hauck** (Montana '87) Associate Head Coach/Special Teams Coordinator, 3rd season; **Danny Gonzales** (New Mexico '98) Defensive Coordinator/Safeties, 1st season as defensive coordinator/7th overall; **Zach Arnett** (New Mexico '09) Linebackers, 4th season/7th overall; **Hunkie Cooper** (UNLV '91) Wide Receivers, 3rd season; **Ernie Lawson** (San Diego State '10) Defensive Line, 2nd season; **Blane Morgan** (Air Force '99) Quarterbacks, 3rd season; **Mike Schmidt** (San Diego State '09) Offensive Line, 6th season/8th overall; **Tony White** (UCLA '02) Cornerbacks/Recruiting Coordinator, 9th season; **Kevin McGarry** (USD '79) Director of Player Personnel, 4th season/7th overall; **Adam Hall** (San Diego State '05) Assistant Athletic Director for Strength & Conditioning, 6th season; **Jashon Sykes** (Colorado '02) Assistant Athletic Director - Football Operations, 5th season; **Jackson Eskierka** (San Diego State '17), Graduate Assistant, 1st season; **Adam Roberts** (San Diego State '15), Graduate Assistant, 1st season; **Zach Shapiro** (San Diego State '10), Graduate Assistant, 3rd season; **Demetrius Sumler** (Colorado '11), Graduate Assistant, 2nd season; **Derrick Baker** (San Diego State '14), Assistant Strength & Conditioning, 2nd season; **Orin Catrett** (San Diego State '09), Assistant Strength & Conditioning, 2nd season.

PRONUNCIATION GUIDE

No. 12 Addison Umrarong	OOMA-rah-rong	No. 39 Ronley Lakalaka	ron-LEE LOCK-AH-LOCK-AH	No. 70 Ladji Bagayoko	LAWD-jee BAH-gah-yo-ko
No. 12 Neil Boudreau	BOO-drah	No. 43 Seydrick Lakalaka	SAID-rick LOCK-AH-LOCK-AH	No. 72 Derrick Achayo	Ah-CHY-oh
No. 14 Tariq Thompson	TAH-reek	No. 44 Kyahva Tezino	Key-AH-va Tah-ZEENO	No. 75 Desmond Bessent	BESS-ent
No. 19 Tayari Venable	TAY-ARE-ee VEN-ah-bull	No. 49 Josh Brinquel	bring-GALE	No. 78 Joe Salcedo	sal-SEE-do
No. 24 Tyler Wormhoudt	WARM-howdt	No. 51 Zachary Oblea	OH-blay-ah	No. 87 Kahale Warring	Kah-HALL-ay WHERE-ing
No. 34 Issac Lessard	less-ARD	No. 55 Chibu Onyeukwu	CHEE-boo On-YOU-koo	No. 94 Jon'Darius Gardner	JOHN-dare-ee-iss
No. 34 Micha Wierenga	why-RAIN-ga	No. 56 Dominic Gudino	GOO-deeno	No. 97 Kyre Richardson	KY-ree
No. 36 Ethan Dedeau	DAY-doh	No. 60 Keith Ismael	Iz-MALE	Bobby Hauck	HOWK
No. 36 Keoni Stallworth	key-OH-knee	No. 62 Nick Gerhard	GAIR-hard	Jashon Sykes	JAY-shawn

SDSU DEPTH CHART vs. UC DAVIS

Players in red are returning starters from the 2016 season. Underlined players are newcomers or freshmen who redshirted last year.

OFFENSE

LEFT TACKLE (LT)		GP	GS
74	<u>Tyler Roemer, 6-7, 305, Fr.-RS</u>	0	0
76	<u>Zachary Thomas, 6-5, 285, Fr.-RS</u>	0	0
LEFT GUARD (LG)		GP	GS
79	Daishawn Dixon, 6-5, 320, So.*	14	0
56	<u>Dominic Gudino, 6-3, 300, Fr.-HS</u>	0	0
CENTER (C)		GP	GS
60	<u>Keith Ismael, 6-3, 310, Fr.-RS</u>	0	0
55	<u>Garrison Young, 6-3, 295, Jr.-TR</u>	0	0
RIGHT GUARD (RG)		GP	GS
67	Antonio Rosales, 6-4, 305, Sr.** (C)	20	14
62	Nick Gerhard, 6-5, 300, So.-SQ	5	0
RIGHT TACKLE (RT)		GP	GS
77	Ryan Pope, 6-7, 315, Jr.*	12	0
78	Joe Salcedo, 6-7, 300, Jr.*	14	0
WIDE RECEIVER (X)		GP	GS
93	<u>Tim Wilson, 6-4, 205, Fr.-RS</u>	0	0
89	Fred Trevillion, 6-2, 200, Jr.-TR	OR 12	0
6	Mikah Holder, 6-0, 180, Sr.**	37	24
RUNNING BACK (RB)		GP	GS
20	Rashaad Penny, 5-11, 220, Sr.** (C)	41	5
29	Juwan Washington, 5-7, 190, So.*	14	1
QUARTERBACK (QB)		GP	GS
10	Christian Chapman, 6-0, 200, Jr.**	23	16
9	Ryan Agnew, 6-0, 185, So.*	8	0
FULLBACK (FB)		GP	GS
15	Nick Bawden, 6-3, 245, Sr.**	27	13 [^]
34	Isaac Lessard, 6-3, 240, So.*	8	0
[^] - 2 GS at quarterback			
TIGHT END (TE)		GP	GS
88	David Wells, 6-5, 255, Sr.**	40	14
82	Parker Houston, 6-3, 240, So.*	10	4
WIDE RECEIVER (Z)		GP	GS
92	<u>Isiah Macklin, 6-5, 200, Fr.-RS</u>	0	0
8	Quest Truxton, 6-0, 185, Sr.*	OR 14	1
81	<u>Collin Andrews, 6-3, 185, Fr.-RS</u>	0	0

SPECIAL TEAMS

PUNTER (P)		GP	GS
59	Brandon Heicklen, 6-0, 180, So.-TR	0	0
95	Garrett Erickson, 6-0, 185, Jr.-SQ	0	0
PLACEKICKER (PK)		GP	GS
29	John Baron II, 5-11, 190, Jr.*	14	14
95	Garrett Erickson, 6-0, 185, Jr.-SQ	0	0
KICKOFFS (KO)		GP	GS
29	John Baron II, 5-11, 190, Jr.*	14	14
95	Garrett Erickson, 6-0, 185, Jr.-SQ	0	0
HOLDER (H)		GP	GS
6	Mikah Holder, 6-0, 180, Sr.**	37	0
9	Ryan Agnew, 6-0, 185, So.*	8	0

DEFENSE

DEFENSIVE END (DE)		GP	GS
95	Noble Hall, 6-3, 265, Jr.**	25	17
55	Chibu Onyuekwu, 6-4, 255, Jr.-RS	0	0
DEFENSIVE TACKLE (DT)		GP	GS
65	Sergio Phillips, 6-2, 285, Sr.**	29	0
61	Damon Moore, 6-4, 250, Jr.-SQ	1	0
DEFENSIVE END (DE)		GP	GS
68	Myles Cheatum, 6-2, 255, So.-SQ	5	0
40	Randy Ricks, 6-5, 235, Sr.*	13	6 [^]
[^] - Ricks' first 13 games played (and six starts) came at linebacker			
LINEBACKER (LB)		GP	GS
39	Ronley Lakalaka, 6-0, 225, Jr.**	25	13
44	Kyahva Tezino, 6-0, 230, So.*	11	0
MIDDLE LINEBACKER (MLB)		GP	GS
46	Jay Henderson, 6-2, 230, Sr.**	29	3
31	<u>Andrew Aleki, 6-3, 220, Fr.-HS</u>	0	0
LINEBACKER (LB)		GP	GS
42	Troy Cassidy, 6-3, 215, So.*	11	0
57	Ryan Dunn, 6-3, 230, Sr.**	OR 25	20
52	Tyler Morris, 6-3, 225, Sr.*	15	0
CORNERBACK (CB)		GP	GS
17	Ron Smith, 6-0, 170, So.*	14	6
27	Kyree Woods, 6-0, 175, So.*	7	0
WARRIOR (WAR)		GP	GS
14	<u>Tariq Thompson, 6-0, 190, Fr.-HS</u>	0	0
18	Trenton Thompson, 6-2, 190, So.*	8	0
AZTEC (AZ)		GP	GS
33	Parker Baldwin, 6-2, 215, Jr.**	28	9
11	Will Stricklin II, 6-0, 200, Fr.-RS	OR 0	0
37	<u>Dwayne Johnson, Jr., 6-2, 205, Fr.-RS</u>	0	0
WARRIOR (WAR)		GP	GS
3	Trey Lomax, 5-11, 195, Sr.** (C)	31	25
23	<u>Darren Hall, 6-0, 170, Fr.-HS</u>	0	0
CORNERBACK (CB)		GP	GS
7	Kameron Kelly, 6-2, 195, Sr.** (C)	33	14 [^]
30	Garrett Binkley, 5-9, 170, So.-SQ	2	0
[^] - Kelly's first 33 games played (and 14 starts) came at Warrior			

START CHART

Offense	2017	Streak	Career
Mikah Holder, WR	0	7	24
Christian Chapman, QB	0	16	16
Antonio Rosales, OL	0	14	14
David Wells, TE	0	14	14
Nick Bawden, QB/FB	0	11	13
Rashaad Penny, RB	0	0	5
Parker Houston, TE	0	0	4
Dakota Turner, DL/FB	0	0	3
Quest Truxton, WR	0	1	1
Juwan Washington, RB	0	0	1
Darryl Richardson, TE	0	0	1

Defense	2017	Streak	Career
Trey Lomax, WAR	0	0	25
Ryan Dunn, LB	0	2	21
Noble Hall, DT/DE	0	14	17
Kameron Kelly, WAR/CB	0	1	14
Ronley Lakalaka, LB	0	12	13
Parker Baldwin, AZ	0	9	9
Ron Smith, CB	0	6	6
Randy Ricks, LB/DE	0	0	6
Jay Henderson, LB	0	0	3

Career Starts (Off/Def)	'13	'14	'15	'16	'17	Total
Trey Lomax, WAR	RS	11	2	12	-	25
Mikah Holder, WR	-	0	11	13	-	24
Ryan Dunn, LB	-	RS	13	8	-	21
Noble Hall, DT/DE	-	RS	3	14	-	17
Christian Chapman, QB	-	RS	2	14	-	16
Antonio Rosales, OL	RS	0	0	14	-	14
David Wells, TE	RS	0	0	14	-	14
Kameron Kelly, WAR/CB	-	0	13	1	-	14
Ronley Lakalaka, LB	-	-	0	13	-	13
Nick Bawden, QB/FB	-	-	2	11	-	13
Parker Baldwin, AZ	-	-	0	9	-	9
Ron Smith, CB	-	-	RS	6	-	6
Randy Ricks, LB/DE	-	-	2	4	-	6
Rashaad Penny, RB	-	0	4	1	-	5
Parker Houston, TE	-	-	-	4	-	4
Jay Henderson, LB	-	0	0	3	-	3
Dakota Turner, DL/FB	RS	0	0	3	-	3
Quest Truxton, WR	-	-	-	1	-	1
Juwan Washington, RB	-	-	RS	1	-	1

AZTEC PLAYERS

#10 RYAN AGNEW

Quarterback • Sophomore • 6-0 • 190 • Southlake, Texas • Carroll HS

- **At San Diego State:** Athletic, mobile quarterback with an accurate arm ... Can throw on the run and in the pocket ... Is listed as the backup quarterback to Christian Chapman heading into the 2017 season.
- **2016 (Freshman):** Played in seven of the team's 14 games, completing both of his pass attempts for 29 yards and rushing five times for 33 yards (6.6 avg.) ... Played the final series against New Hampshire for his first career appearance, going 1-for-1 for eight yards and rushing once for three yards ... Did not play in successive games against California, Northern Illinois and South Alabama ... Logged snaps late vs. UNLV, but did not attempt a pass ... Did not play at Fresno State ... Logged statless time vs. San José State and at Utah State ... Played the fourth quarter against Hawai'i, scrambling for a 23-yard rush and completing a 21-yard pass to Darryl Richardson ... Ended up setting career highs in rushing yards (23), long rush (23), passing yards (21) and long pass (21) for the Warriors ... Logged statless time late in the game at Nevada ... Did not play at Wyoming ... Played in the fourth quarter against Colorado State, rushing twice for six yards (3.0 avg.) with a long of five yards ... Did not play in the MW Championship at Wyoming ... Came in late vs. Houston in the Las Vegas Bowl, rushing one for one yard.
- **2015 (Redshirt):** Redshirted his first season at SDSU, where he was named the team's offensive scout team player of the year.
- **High School:** Passed for 6,967 yards and 56 touchdowns over three years at Carroll High School in Southlake, Texas, leading the Dragons to a combined 36-5 (.878) record, according to *MaxPreps.com* ... Also rushed for 2,286 yards with 38 touchdowns, averaging 5.8 yards per carry ... Passed for 3,197 yards as a senior in 2014, going 223-for-335 (66.7 pct.) with 22 touchdowns, while adding 53 yards and eight touchdowns on the ground in a 13-1 season ... As a junior in 2013, was 200-for-316 (63.3 pct.) for 29 touchdowns against just seven interceptions, and an impressive 1,257 rushing yards and 20 scores on the ground ... Added 496 yards and 10 rushing touchdowns in 2012 ... Was a two-time District MVP (2013-14) ... A three-star recruit by Rivals, ESPN and 247sports, and a two-star pick by Scout ... Earned an 83 grade by 247 sports and a 73 by ESPN.
- **Personal:** Ryan James Agnew was born Sept. 26, 1996, in Southlake, Texas ... Son of Ed and Megann Agnew ... Chose San Diego State over offers from Arkansas State, UConn, Houston, Navy, S.F. Austin, Texas State and UNLV (according to Rivals) ... Is majoring in business administration with a focus in management.

Agnew's Career Statistics

Season	GP	GS	Passing				Rushing					
			Att.	Cmp.	Pct.	Int.	TD	Yds.	Rtg.	Att.	Yds.	TD
2016	8	0	2	2	100.0	0	0	29	221.80	5	33	0
Career	8	0	2	2	100.0	0	0	29	221.80	5	33	0

Career Highs: Attempts: 1 vs. Hawai'i (11/5/16), vs. New Hampshire (9/3/16); Completions: 1 vs. Hawai'i (11/5/16), vs. New Hampshire (9/3/16); Passing Yards: 21 vs. Hawai'i (11/5/16); Long Pass: 21 vs. Hawai'i (11/5/16); Carries: 2 vs. Colorado State (11/26/16); Rushing Yards: 23 vs. Hawai'i (11/5/16); Long Rush: 23 vs. Hawai'i (11/5/16).

2017 Highs:

Agnew's Career Game-by-Game

Passing											
Date	Opponent	GP	GS	Att.	Cmp.	Pct.	Int.	TD	Yds.	Rtg.	
S.3.16	New Hampshire	1	0	1	1	100.0	0	0	8	167.20	
S.10.16	California			--- Did Not Play ---							
S.17.16	at Northern Illinois			--- Did Not Play ---							
O.1.16	at South Alabama			--- Did Not Play ---							
O.8.16	UNLV*	1	0	0	0	0.0	0	0	0	0.00	
O.14.16	at Fresno State*			--- Did Not Play ---							
O.21.16	San José State*	1	0	0	0	0.0	0	0	0	0.00	
O.28.16	at Utah State*	1	0	0	0	0.0	0	0	0	0.00	
N.5.16	Hawai'i*	1	0	1	1	100.0	0	0	21	276.40	
N.12.16	Nevada*	1	0	0	0	0.0	0	0	0	0.0	

N.19.16	at Wyoming*			--- Did Not Play ---							
N.26.16	Colorado State*	1	0	0	0	0.0	0	0	0	0.0	
D.3.16	at Wyoming@			--- Did Not Play ---							
D.21.16	vs. Houston^	1	0	0	0	0.0	0	0	0	0.0	

*Bold indicates season high. * - Mountain West game. @ - 2016 Mountain West Championship (War Memorial Stadium; Laramie, Wyo.). ^ - 2016 Las Vegas Bowl (Sam Boyd Stadium; Las Vegas, Nev.).*

#31 ANDREW ALEKI

Linebacker • TR-Freshman • 6-3 • 220 • Honolulu, Hawaii • Kamehameha HS

- **At San Diego State:** Young, athletic linebacker who has impressed the coaching staff ... Is listed as the backup to Jay Henderson at middle linebacker heading into the opener with UC Davis.
- **High School:** Played his prep ball at Kamehameha High School in Honolulu ... A consensus three-star recruit by Rivals, ESPN, 247sports and Scout ... 247sports ranked him as the sixth-best recruit in the state of Hawaii and gave him a grade of 83 ... Was rated as the second-best outside linebacker in Hawaii and 19th in the west by Scout.
- **Personal:** Andrew Ka'eo Aleki was born May 24, 1999, in Las Vegas, Nev. ... Son of Aviata and Jaylene Aleki ... Picked the Aztecs over other offers from Utah, Washington State, Oregon State, Air Force, UNLV and Hawai'i ... Is majoring in psychology.

#81 COLLIN ANDREWS

Wide Receiver • RS-Freshman • 6-3 • 185 • Chula Vista, Calif. • Olympian HS

- **At San Diego State:** Athletic playmaker, who joined the Aztecs for the 2017 spring season ... Had a solid spring game, making a game-high four catches for 45 yards (11.3 avg.) ... Is listed as the co-No. 2 "Z" receiver on the depth chart heading into the UC Davis game.
- **2016 (Redshirt):** Had to take a redshirt season after not joining SDSU until the spring of 2017.
- **High School:** Lettered two years at local Olympian High School in Chula Vista, Calif. ... Also was a star on the track and field team, capturing the 2015 Mesa League long jump title ... Also qualified for the CIF meet twice in the long jump.
- **Personal:** Collin Courtney Andrews was born Dec. 1, 1998, in San Diego ... Son of Michael and Sonya Andrews ... Is majoring in kinesiology with aspirations of working as an orthopedic surgeon.

#33 PARKER BALDWIN

Aztec • Junior • 6-2 • 215 • Siloam Springs, Ark. • Siloam Springs HS

- **At San Diego State:** Hard-hitting safety who was recruited as an athlete ... Was one of only two true freshmen on the depth chart in 2015 on either side of the ball (also linebacker Ronley Lakalaka) ... Is listed as the starter heading into the 2017 campaign after starting the final nine games there in 2016 ... Has played in all 28 games since he arrived at SDSU in 2015 ... Also has excelled on special teams.
- **2017 (Junior):** Is a preseason first-team all-Mountain West selection by *Lindy's Sports*, a second-team pick by *Phil Steele Magazine* and a fourth-team honoree by *Athlon Sports* ... Has been deemed the "No. 20 Safety in FBS" by *College Football News* and the "Best Athlete in the MW" by *Street & Smith's*.
- **2016 (Sophomore):** Played all 14 games, starting the final nine after three-year starter Na'im McGee was ruled out for the year with an injury ... Had 66 tackles (37 solo), three tackles for loss, two interceptions, a forced fumble, fumble recovery and seven pass breakups ... Ranked third on the team in tackles (66), despite playing the first five games off the bench ... Was the only player on the team with a forced fumble and a fumble recovery ... Made one assisted tackle vs. New Hampshire ... Had two solo tackles and a forced fumble against California ... Had a career game at Northern Illinois with Na'im McGee exiting with an injury late in the second quarter ... Had a then career-high eight tackles (seven solo) with his first career tackle for loss vs. the Huskies ... Did not record a stat in time at South Alabama ... Had three tackles (two solo), including 0.5 tackles for loss, and a pass breakup in extensive action vs. UNLV ...

Earned his first career start at Fresno State and made four tackles ... Started again against San José State and had five tackles and 0.5 tackles for loss ... Had another good game in a start at Utah State, making three tackles, including a 1-yard tackle for loss, and a fumble recovery ... The recovery led to a John Baron field goal in the third quarter ... Came up with five tackles and a career-high two pass breakups in a start against Hawai'i ... Had a solid outing in a start at Nevada, finishing with career highs in tackles (9), interceptions (1, tied) and pass breakups (3) ... Led the team in tackles for the first time of his career vs. the Wolf Pack ... The interception against Nevada led to an Aztec touchdown ... Had a career-high 11 stops with an interception for a second straight game at Wyoming ... The 11 tackles were one off a game high ... The interception vs. UW was his second of the year and third of his career ... Had four solo stops and a pass breakup in a start vs. Colorado State ... Had two tackles (one solo) in a start at Wyoming in the MW Championship game ... Had nine tackles (seven solo) in a ninth consecutive start vs. Houston in the Las Vegas Bowl.

- **2015 (Freshman):** Was named the team's Freshman of the Year at the season-ending banquet ... Played in all 14 games on the season, mainly on special teams ... Has 14 tackles (eight solo), a forced fumble and a 28-yard interception ... Ranked second on the team in special teams tackles (10) and tied for second in punt return tackles (3) ... Was the only true freshman to see action in the opener vs. San Diego, logging time mainly on special teams - kickoff, punt and punt return - but also seeing time late in the secondary ... Recorded one solo tackle from the Aztec spot ... Had an assisted tackle on special teams at Cal ... Came up with an assisted stop on special teams vs. South Alabama ... Had three tackles (all solo stops) at Penn State ... All three tackles came on special teams ... Saw time once again vs. Fresno State, but did not record a stat ... Had another good game on special teams at Hawai'i, making three tackles and forcing his first collegiate fumble (ball went out of bounds) ... Played again on special teams at San José State, but did not record a stat ... Played statless time vs. Utah State ... Also logged time with finding the stat sheet at Colorado State ... Did not record a stat in time against Wyoming ... Had arguably his best game of his short career at UNLV, making a career-high four tackles (three solo) and picking off his first career interception and returning it 28 yards ... The interception set up a 17-yard touchdown pass from Maxwell Smith to Chase Price ... Played his most snaps on his career with starter Na'im McGee being ejected early in the second half with a targeting penalty ... Logged playing time at the Aztec spot and on special teams against Nevada, but was unable to make the stat sheet ... Registered an assisted tackle on special teams against Air Force in the Mountain West Championship ... Also played statless time vs. Cincinnati in the Hawai'i Bowl.
- **High School:** Combined for 893 yards receiving and rushing at Siloam Springs High School in Siloam Springs, Ark., as a senior in 2014, while making 134 tackles on defense ... Finished with 35 catches for 758 yards (21.7 avg.) and 11 carries for 135 yards (12.3 avg.), combining for eight touchdowns ... Was named an all-state player in Arkansas as a senior ... Helped the Panthers to the playoffs all three seasons ... A two-star recruit by *Rivals.com* ... Also was a state champion in the 200-meter dash.
- **Personal:** Parker Ellis Baldwin was born May 6, 1997, in Kansas City, Mo. ... Son of Stephanie and Bryan Truitt, and Rick Baldwin ... Also received offers from Eastern Illinois and UNLV in the recruiting process ... Is majoring in communication (liberal arts).

Baldwin's Career Statistics

Season	GP	GS	UA	A	TT	TFL	Sk	Int.	PBU	FF	FR
2015	14	0	8	6	14	0.0	0.0	1	0	1	0
2016	14	9	37	29	66	3.0	0.0	2	6	1	1
Career	28	9	45	35	80	3.0	0.0	2	6	2	1

Career Highs: Tackles: 11 at Wyoming (11/19/16); Tackles For Loss: 1.0 at Utah State (10/28/16), at Northern Illinois (9/17/16); Interceptions: 1 at Wyoming (11/19/16), at Nevada (11/12/16), at UNLV (11/21/15); Pass Breakups: 3 at Nevada (11/12/16); Forced Fumbles: 1 vs. California (9/20/16), at Hawai'i (10/10/15); Fumble Recoveries: 1 at Utah State (10/28/16).

2017 Highs:

Baldwin's Career Game-by-Game

Date	Opponent	GP	GS	UA	A	TT	TFL	Sk.	Int.	PBU	FF	FR
S.5.15	San Diego	1	0	1	0	1	0.0	0.0	0	0	0	0
S.12.15	at California	1	0	0	1	1	0.0	0.0	0	0	0	0
S.19.15	South Alabama	1	0	0	1	1	0.0	0.0	0	0	0	0
S.26.15	at Penn State	1	0	3	0	3	0.0	0.0	0	0	0	0
O.3.15	Fresno State*	1	0	0	0	0	0.0	0.0	0	0	0	0
O.10.15	at Hawai'i*	1	0	1	2	3	0.0	0.0	0	0	1	0

O.17.15	at San José State*	1	0	0	0	0	0.0	0.0	0	0	0	0
O.23.15	Utah State*	1	0	0	0	0	0.0	0.0	0	0	0	0
O.31.15	at Colorado State*	1	0	0	0	0	0.0	0.0	0	0	0	0
N.14.15	Wyoming*	1	0	0	0	0	0.0	0.0	0	0	0	0
N.21.15	at UNLV*	1	0	3	1	4	0.0	0.0	1	0	0	0
N.28.15	Nevada*	1	0	0	0	0	0.0	0.0	0	0	0	0
D.5.15	Air Force**	1	0	0	1	1	0.0	0.0	0	0	0	0
D.24.15	vs. Cincinnati%	1	0	0	0	0	0.0	0.0	0	0	0	0
S.3.16	New Hampshire	1	0	0	1	1	0.0	0.0	0	0	0	0
S.10.16	California	1	0	2	0	2	0.0	0.0	0	0	1	0
S.17.16	at Northern Illinois	1	0	7	1	8	1.0	0.0	0	0	0	0
O.1.16	at South Alabama	1	0	0	0	0	0.0	0.0	0	0	0	0
O.8.16	UNLV*	1	0	2	1	3	0.5	0.0	0	1	0	0
O.14.16	at Fresno State*	1	1	1	3	4	0.0	0.0	0	0	0	0
O.21.16	San José State*	1	1	2	3	5	0.5	0.0	0	0	0	0
O.28.16	at Utah State*	1	1	1	2	3	1.0	0.0	0	0	0	1
N.5.16	Hawai'i*	1	1	2	3	5	0.0	0.0	0	2	0	0
N.12.16	at Nevada*	1	1	5	4	9	0.0	0.0	1	3	0	0
N.19.16	at Wyoming*	1	1	3	8	11	0.0	0.0	1	0	0	0
N.26.16	Colorado State*	1	1	4	0	4	0.0	0.0	0	1	0	0
D.3.16	at Wyoming@	1	1	1	1	2	0.0	0.0	0	0	0	0
D.17.16	vs. Houston^	1	1	7	2	9	0.0	0.0	0	0	0	0

*Bold indicates season high. * - Mountain West game. ** - 2015 Sports Authority Mountain West Championship (Qualcomm Stadium; San Diego, Calif.). % - 2015 Hawai'i Bowl (Aloha Stadium; Honolulu, Hawaii). @ - 2016 Mountain West Championship (War Memorial Stadium; Laramie, Wyo.). ^ - 2016 Las Vegas Bowl (Sam Boyd Stadium; Las Vegas, Nev.).*

#59 JOHN BARON II

Kicker • Junior • 5-11 • 190 • Temecula, Calif. • Chaparral HS

- **At San Diego State:** A Lou Groza Award and All-America candidate ... Strong, left-footed kicker who handles PATs, field goals and kickoff duties, now in his fourth season with the program ... Has a cannon of a leg ... An accurate and clutch kicker ... Enters 2017 with 19 consecutive field goal makes from 50 or less yards.
- **2017 (Junior):** Is on the Lou Groza Collegiate Place-Kicker Award Watch List ... Also is a pre-season all-Mountain West first-team selection by the MW media, *Athlon Sports*, *Lindy's Sports* and *Phil Steele Magazine* ... Phil Steele also has him as the "Seventh-Rated Kicker in the 2018 NFL Draft" and Lindy's has him as the "Eighth-Rated Kicker in FBS."
- **2016 (Sophomore):** Was named a Lou Groza Collegiate Place-Kicker Award semifinalist on Nov. 3, the first Aztec semifinalist for the award since J.C. Mejia in 2003 ... Was named a first-team all-Mountain West performer, the first Aztec kicker on an MW first team in league history and just the third in program history (also Chris O'Brien in 1985 and Al Limahelu in 1970) ... Was nearly perfect on the season, going 56-for-58 in PATs and 21-for-23 in field goal attempts ... Also kicked off 94 times for 5,891 yards (62.7 avg.), posting 33 touchbacks ... Led the team with 119 points, the most by a kicker in school history and eighth most overall ... Ranked 10th nationally (third in the MW) in field goal percentage (.913), 20th (second in MW) in points per game among kickers (8.50), 20th (second in MW) in field goals per game (1.50) and 35th (fourth in MW) in points per game (8.50) ... Set a school single-season record in field goals (21) and field goal percentage (.913) ... His .913 field goal percentage was the fifth best in FBS play among kickers with at least 20 made field goals ... Also had the third most PATs (56) in a season in school history ... Made 10 straight field goals from Oct. 1 at South Alabama until Nov. 5 vs. Hawai'i when his final attempt - a career-long 51-yarder - fell short ... Finished the season with 19 consecutive field goal makes from 50 or less yards ... Had multiple field goals seven times, including in six of the final seven games ... Had a solid debut in the opener vs. New Hampshire, making all four PATs and making his only field goal attempt from 33 yards ... Also kicked off six times for 386 yards, averaging 64.3 yards per boot ... Four of his six kicks were touchbacks ... Was perfect again against California, making a 39-yard field goal and all six PAT tries ... Kicked off a then career-high eight times for 508 yards (6.5 avg.) with three touchbacks ... Made all six PATs at Northern Illinois, but missed his first field goal of the season, a 44-yarder into a 15-mph wind ... Also kicked off seven times for 443 yards (63.3 avg.), including one touchback ... Made a 34-yard field goal and his only PAT try at South Alabama ... Also kicked off five times for 295 yards (59.0) with two touchbacks ... Had a huge game against UNLV, going 2-for-2 in field goal attempts, including a pair of career-long makes (48 and 50 yards) ... Became the first Aztec since 2007 with multiple field goals in the same

game from at least 48 yards (third time since 1996) ... Also made both of his PAT tries and kicked off six times for 383 yards (63.8 avg.) with a touchback ... Had another solid outing at Fresno State, making a 47-yard field goal and both PATs ... The 47-yarder gave him three straight makes (and attempts) from at least 47 yards ... Also kicked off four times for 256 yards (64.0 avg.) ... Did not attempt a field goal for the first time of the season vs. San José State, but did make all six of his PAT attempts ... Also kicked off seven times for 448 yards (64.0 avg.) ... Had a career game at Utah State en route to being named the MW Special Teams Player of the Week, making a career-high four field goals, going 4-for-4 with a long of 43 yards ... The four field goals tied an Aztec school record (with seven others, most recent Wes Feer vs. Eastern Illinois on Aug. 31, 2013) ... Also made all four of his PATs, giving him 16 points ... The 16 points also tied a SDSU record among kickers (fifth time it's happened) ... Also tied a then career high with eight kickoffs for 508 yards (63.5 avg.) with two touchbacks ... On his eight kickoffs, Utah State averaged a 20.3 average starting field position ... Had another good game against Hawai'i, making his first two field goal attempts (30 and 45 yards) and nailing all seven PATs ... Did miss a career-long 51-yard attempt in the third quarter, snapping a streak of 10 consecutive makes ... Also kicked off a career-high 10 times for a career-best 603 yards (60.3 avg.) ... Was 2-for-2 on field goal attempts, but 4-of-6 on PATs at Nevada (both PAT misses were blocked) ... Made his field goals from 28 and 31 yards ... Also kicked off nine times for 540 yards (60.0 avg.) with a career-high six touchbacks ... Was 2-for-2 on field goal attempts and 3-for-3 on PATs at Wyoming ... Had multiple field goals - 27 and 31 yards - for the fourth straight game and fifth time of his career ... Was 1-for-1 on field goal attempts and 4-for-4 on PATs vs. Colorado State ... The field goal was a 34-yarder ... Was 2-for-2 on field goal attempts and 3-for-3 on PATs in the MW Championship game at Wyoming ... Was 2-for-2 on field goal attempts and 4-for-4 on PATs against Houston in the Las Vegas Bowl ... Broke Donny Hageman's SDSU field goal record of 20 in 2014 with his second make ... Finished 21-for-23 (.913) on the season on field goal attempts, the best mark in SDSU single-season history ... Finished his season with 19 straight field goals made of 50 yards or less ... Made multiple field goals for the seventh time of the season and sixth time in seven games.

- **2015 (Freshman):** Was on the travel squad for most of the season, but did not see any action.
- **2014 (Redshirt):** Utilized his redshirt season in his first year at San Diego State ... Was originally one of four kickers on the roster, but moved up to No. 2 on the depth chart by the end of the season.
- **High School:** Lettered three years at Chaparral High School in Temecula, Calif. ... Converted all 48 of his extra-point attempts during his career at CHS, including a 38-for-38 mark as a senior ... Was 11-of-16 on field goal attempts as a senior, with a long of 51 yards ... Was a first-team all-league selection as a senior ... Went 2-for-2 in field goal attempts in three separate games ... Punted 29 times with a 40.5-yard average in 2013 ... Averaged 55.2 yards per kickoff as a junior with 39 touchbacks in 49 kickoffs ... Was rated as a 5-star kicker by *kohls-kicking.com* and was ranked as the 12th-best kicker in the class of 2014 by the website ... Was a two-star recruit by *Rivals.com* and 247sports ... Also played soccer at Chaparral, where he was named the defensive MVP ... A scholar-athlete.
- **Personal:** John Christopher Baron II was born Jan. 25, 1996, in Escondido, Calif. ... Son of John and Willi Jo Baron ... Was also recruited by Colorado in the process out of high school ... Is majoring in business administration with a focus in economics.

Baron's Career Statistics

Kicking												
Season	GP	GS	FGM	FGA	Pct.	01-19	20-29	30-39	40-49	50+	Lg.	Blk.
2016	14	14	21	23	.913	0-0	7-7	8-8	5-6	1-2	50	0
Career	14	14	21	23	.913	0-0	7-7	8-8	5-6	1-2	50	0

Kickoffs							
Season	GP	GS	No.	Yds.	Avg.	TB	OB
2016	14	14	94	5,891	62.7	33	1
Career	14	14	94	5,891	62.7	33	1

Career Highs: Points: 16 at Utah State (10/28/16); Field Goals: 4 at Utah State (10/28/16); Long Field Goal: 50 vs. UNLV (10/8/16); Kickoffs: 10 vs. Hawai'i (11/5/16); Touchbacks (KO): 6 at Nevada (11/12/16); Kickoff Avg. (More than 1 att.): 64.4 (5-for-322) at Wyoming (11/19/16).

2017 Highs:

Baron's Career Game-by-Game Kicking

Date	Opponent	GP	GS	PATs		FGs			
				Md.	Att.	Md.	Att.	Long	Blkd.
S.3.16	New Hampshire	1	*	4	4	1	1	33	0
S.10.16	California	1	*	6	6	1	1	39	0
S.17.16	at Northern Illinois	1	*	4	4	0	1	0	0
O.1.16	at South Alabama	1	*	1	1	1	1	34	0
O.8.16	UNLV*	1	*	2	2	2	2	50	0
O.14.16	at Fresno State*	1	*	2	2	1	1	47	0
O.21.16	San José State*	1	*	6	6	0	0	0	0
O.28.16	at Utah State*	1	*	4	4	4	4	43	0
N.5.16	Hawai'i*	1	*	7	7	2	3	45	0
N.12.16	at Nevada*	1	*	4	6	2	2	31	0
N.19.16	at Wyoming*	1	*	3	3	2	2	31	0
N.26.16	Colorado State*	1	*	3	3	1	1	34	0
D.3.16	at Wyoming@	1	*	3	3	2	2	37	0
D.17.16	vs. Houston^	1	*	4	4	2	2	28	0

Kickoffs								
Date	Opponent	GP	GS	No.	Yds.	Avg.	TB	OB
S.3.16	New Hampshire	1	*	6	386	64.3	4	0
S.10.16	California	1	*	8	508	63.5	3	0
S.17.16	at Northern Illinois	1	*	7	443	63.3	1	1
O.1.16	at South Alabama	1	*	5	295	59.0	2	0
O.8.16	UNLV*	1	*	6	383	63.8	1	0
O.14.16	at Fresno State*	1	*	4	256	64.0	0	0
O.21.16	San José State*	1	*	7	448	64.0	0	0
O.28.16	at Utah State*	1	*	8	508	63.5	2	0
N.5.16	Hawai'i*	1	*	10	603	60.3	0	0
N.12.16	at Nevada*	1	*	9	540	60.0	6	0
N.19.16	at Wyoming*	1	*	5	322	64.4	4	0
N.26.16	Colorado State*	1	*	6	363	60.5	2	0
D.3.16	at Wyoming@	1	*	6	390	65.0	5	0
D.17.16	vs. Houston^	1	*	7	445	63.6	3	0

*Bold indicates season high. * - Mountain West game. @ - 2016 Mountain West Championship (War Memorial Stadium; Laramie, Wyo.). ^ - 2016 Las Vegas Bowl (Sam Boyd Stadium; Las Vegas, Nev.). GS - in this category indicates the player was on the field the first time San Diego State was in the field goal or kickoff formation.*

#15 NICK BAWDEN

Fullback • Senior • 6-3 • 245 • Los Gatos, Calif. • Los Gatos HS

- **At San Diego State:** Was the backup quarterback for most of 2014 after starting for an injured Quinn Kaehler for two straight games at Fresno State and New Mexico ... Moved to fullback from quarterback prior to fall camp, where he backed up two-year starter Dakota Gordon in 2015 ... Good athlete who possesses good hands ... Has embraced the fullback position and continues to improve ... Is listed as the starter at fullback heading into 2017 season ... Coach Long called him the most improved offensive player in the spring of 2016.
- **2017 (Senior):** Has been rated as the "13th-rated fullback in the 2018 NFL Draft" by CBS Sports and the "14th-rated fullback in the 2018 NFL Draft" by *Phil Steele Magazine*.
- **2016 (Junior):** Was named a first-team All-American by *Pro Football Focus* ... Played in each of the final 13 games, starting the final 11 ... Had 15 catches for 137 yards (9.1 avg.) and a 4-yard rush ... According to *Pro Football Focus*, graded out as the best blocking fullback in the country and the sixth-best fullback overall ... Did not play in the opener vs. New Hampshire ... Made his first career catch, going for four yards against California off the bench ... Made another 4-yard grab off the pine at Northern Illinois ... Had a 10-yard catch in his first career start at fullback at South Alabama ... Also had a 4-yard rush, his first rushing attempts as a fullback ... Started again against UNLV, but did not record a stat ... Had career highs of two catches and 23 yards in a start at Fresno State ... Included in the 23 yards was a long of 14 yards ... Had another two catches for 17 yards in a start against San José State ... Did not record a stat in starting time at Utah State ... Caught two passes for seven yards (3.5 avg.) in another start against Hawai'i ... Had a then career-long 19-yard catch in a start at Nevada ... Had a 1-yard grab at Wyoming in another start ... Made a career-high three receptions for a career-best 32 yards (10.7 avg.) against Colorado State ... Had a long of 12 yards ... Did not

find the stat sheet in a start at Wyoming in the MW Championship game ... Made a career-long 20-yard grab in a start vs. Houston in the Las Vegas Bowl.

- **2015 (Sophomore):** Played in nine games on the season, including eight of the final 10, without recording a stat ... Did not play in the opener vs. San Diego ... Logged his first snaps of his career at fullback at California without finding the stat sheet ... Did not play against South Alabama ... Was on the travel squad to Penn State, but did not see any action ... Saw time on special teams vs. Fresno State ... Traveled on the Hawai'i trip, but did not see any time ... Logged snaps at fullback at San José State without making the stat sheet ... Played late in the game against Utah State, but did not record a stat ... Also logged statless time at Colorado State ... Played some time at fullback vs. Wyoming, but did not get on the stat sheet ... Logged significant time off the bench at UNLV without recording a stat ... Played some statless time vs. Nevada ... Also did not see action vs. Air Force in the Mountain West Championship ... Played in the Hawai'i Bowl against Cincinnati without making the stat sheet.
- **2014 (True Freshman):** Was one of eight Aztec true freshmen to see action in a game and was the only one to earn a start ... Worked up from fourth on the depth chart after spring drills to the backup quarterback to senior Quinn Kaehler heading into the 2014 opener ... Threw for 147 yards on the year, going 13-for-38 for a touchdown and two interceptions ... Also rushed 11 times for 43 yards (3.9 avg.) ... If you take away the three times he was sacked, he had 63 rushing yards eight attempts (7.9 avg.) ... Came off the bench to play the final series in the opening win vs. Northern Arizona, but did not throw a pass ... Was on the travel squad to No. 21/23 North Carolina, but did not appear in the game ... Also was on the travel squad to Oregon State, but did not log any snaps ... Played in the team's final drive vs. UNLV, but only handed the ball off ... Became the second true freshman to start a game at quarterback and first without previously throwing a pass at Fresno State ... Was 9-for-24 for 84 yards with one touchdown and two interceptions ... Also rushed for 36 yards on eight attempts, averaging 4.5 yards per carry ... If you took away the two times he was sacked, those rushing numbers go to 48 yards on six attempts (8.0 avg.) ... Was the 39th player to make his quarterback starting debut for the Aztecs in the Division I era (since 1969) ... Became the second SDSU true freshman in school history (Spencer Brinton in 1997) to start at quarterback in an Aztec win at New Mexico ... Was 4-for-13 for 63 yards with no touchdowns and no interceptions, playing only the first half ... Also carried three times for seven yards (twice for 15 yards if you take away the 8-yard sack) ... Had a career-long 43-yard pass in the first quarter to Eric Judge ... Suited up at home against Hawai'i, but did not play in the game ... Was the back-up to Quinn Kaehler once again at Nevada, but did not see any action ... Traveled up Kaehler once again at quarterback vs. Idaho, but did not see the field ... Was on the travel squad, but did not see any action at Boise State ... Also didn't play against Air Force ... Came off the bench vs. San José State and threw a pass for the first time since the New Mexico game, but the pass was incomplete ... Was on the sidelines, but did not see the field vs. Navy in the Poinsettia Bowl.
- **High School:** Completed 107-of-197 passes (54.3 percent) for 1,622 yards and 14 touchdowns with eight interceptions as a senior at Los Gatos High ... Also rushed for 189 yards on 39 attempts (4.9 avg.) with one touchdown ... Passed for 1,636 yards and 12 touchdowns as a junior ... Rated as a three-star recruit by *Scout.com* and was picked as the 67th-best quarterback ... Also was a three-star recruit by *ESPN.com* with a scout grade of 77, a three-star recruit by 247sports with a grade of 82 and a two-star recruit by *Rivals.com*.
- **Personal:** Charles Nicholas Bawden was born June 22, 1996, in Los Gatos, Calif. ... Son of Rick and Kimberly Bawden ... Was also offered a scholarship from Eastern Washington, while drawing interest from Arkansas, California, Fresno State, Harvard, San José State, Utah and Washington ... A business administration major with a concentration as a management entrepreneur.

Bawden's Career Statistics

Season	Passing								Rushing			
	GP	GS	Att.	Cmp.	Pct.	Int.	TD	Yds.	Rtg.	Att.	Yds.	TD
2014	5	2	38	13	34.2	2	1	147	64.86	11	43	0
2015	9	0	0	0	0.0	0	0	0	0.00	0	0	0
2016	13	11	0	0	0.0	0	0	0	0.00	1	4	0
Career	27	13	38	13	34.2	2	1	147	64.86	12	47	0

Receiving

Season	GP	GS	Rec.	Yds.	Avg.	Long	TD
2014	5	2	0	0	0.0	0	0
2015	9	0	0	0	0.0	0	0
2016	13	11	15	137	9.1	20	0
Career	27	13	15	137	9.1	20	0

Career Highs: Carries: 8 at Fresno State (10/3/14); Rushing Yards: 36 at Fresno State (10/3/14); Long Rush: 15 at New Mexico (10/10/14); Receptions: 3 vs. Colorado State (11/26/16); Receiving Yards: 23 at Fresno State (10/14/16); Long Reception: 20 vs. Houston (12/17/16); Attempts: 24 at Fresno State (10/3/14); Completions: 9 at Fresno State (10/3/14); Passing Yards: 84 at Fresno State (10/3/14); Long Pass: 43 at New Mexico (10/10/14); Passing Touchdowns: 1 at Fresno State (10/3/14); Completion Pct. (min. 12 att.): 37.50 (9-for-24) at Fresno State (10/3/14); Efficiency Rating: 71.48 at New Mexico (10/10/14).

2017 Highs:

Bawden's Career Game-by-Game

Passing										
Date	Opponent	GP	GS	Att.	Cmp.	Pct.	Int.	TD	Yds.	Rtg.
A.30.14	Northern Arizona	1	0	0	0	0.0	0	0	0	0.00
S.6.14	at 21/23 No. Carolina									---
S.20.14	at Oregon State									---
S.27.14	UNLV*	1	0	0	0	0.0	0	0	0	0.00
O.3.14	at Fresno State*	1	1	24	9	37.5	2	1	84	63.98
O.10.14	at New Mexico*	1	1	13	4	30.8	0	0	63	71.48
O.18.14	Hawai'i*									---
N.1.14	at Nevada*									---
N.8.14	Idaho									---
N.15.14	at Boise State*									---
N.21.14	Air Force*									---
N.29.14	at San José State*	1	0	1	0	0.0	0	0	0	0.00
D.23.14	Navy#									---

Rushing											
Date	Opponent	GP	GS	Rushing			Receiving				
				Att.	Yds.	Avg.	TD	No.	Yds.	TD	
S.5.15	San Diego										
S.12.15	at California	1	0	0	0	0.0	0	0	0	0	
S.19.15	South Alabama										
S.26.15	at Penn State										
O.3.15	Fresno State*	1	0	0	0	0.0	0	0	0	0	
O.10.15	at Hawai'i*										
O.17.15	at San José State*	1	0	0	0	0.0	0	0	0	0	
O.23.15	Utah State*	1	0	0	0	0.0	0	0	0	0	
O.31.15	at Colorado State*	1	0	0	0	0.0	0	0	0	0	
N.14.15	Wyoming*	1	0	0	0	0.0	0	0	0	0	
N.21.15	at UNLV*	1	0	0	0	0.0	0	0	0	0	
N.28.15	Nevada*	1	0	0	0	0.0	0	0	0	0	
D.5.15	Air Force**										
D.24.15	vs. Cincinnati%	1	0	0	0	0.0	0	0	0	0	
S.3.16	New Hampshire										
S.10.16	California	1	0	0	0	0.0	0	1	4	0	
S.17.16	at Northern Illinois	1	0	0	0	0.0	0	1	4	0	
O.1.16	at South Alabama	1	1	1	4	4.0	0	1	10	0	
O.8.16	UNLV*	1	1	0	0	0.0	0	0	0	0	
O.14.16	at Fresno State*	1	1	0	0	0.0	0	2	23	0	
O.21.16	San José State*	1	1	0	0	0.0	0	2	17	0	
O.28.16	at Utah State*	1	1	0	0	0.0	0	0	0	0	
N.5.16	Hawai'i*	1	1	0	0	0.0	0	2	7	0	
N.12.16	at Nevada*	1	1	0	0	0.0	0	1	19	0	
N.19.16	at Wyoming*	1	1	0	0	0.0	0	1	1	0	
N.26.16	Colorado State*	1	1	0	0	0.0	0	3	32	0	
D.3.16	at Wyoming@	1	1	0	0	0.0	0	0	0	0	
D.17.16	vs. Houston^	1	1	0	0	0.0	0	1	20	0	

Bold indicates season high. * - Mountain West game. # - 2014 San Diego County Credit Union Poinsettia Bowl (Qualcomm Stadium; San Diego, Calif.). ** - 2015 Sports Authority Mountain West Championship (Qualcomm Stadium; San Diego, Calif.). % - 2015 Hawai'i Bowl (Aloha Stadium; Honolulu, Hawaii). @ - 2016 Mountain West Championship (War Memorial Stadium; Laramie, Wyo.). ^ - 2016 Las Vegas Bowl (Sam Boyd Stadium; Las Vegas, Nev.).

#30 GARRETT BINKLEY

Cornerback • Sophomore • 5-9 • 170 • Ramona, Calif. • Ramona HS

- **At San Diego State:** Athletic, defensive back who provides depth to the cornerback position ... Also plays on special teams ... Is listed second at right cornerback behind senior Kameron Kelly after fall camp ... Received a scholarship late in fall camp.
- **2016 (Freshman):** Played in his first two career games without recording a stat ... First appearance was on the road at Utah State ... Also played the following week against Hawai'i.
- **2015 (Redshirt):** Redshirted his first season at SDSU.
- **High School:** Earned three letters at nearby Ramona High School ... In 2014, captured all-CIF San Diego Section second-team offense and all-Palomar League first-team offense honors, when the Bulldogs finished as the League runner-up ... Led the team that year with 976 yards on 50 receptions with 12 touchdowns ... Helped Ramona to a Palomar League championship his junior season ... Also competed in track, wrestling and baseball at Ramona.
- **Personal:** Garrett Reid Binkley was born on Oct. 26, 1996 in Memphis, Tenn. ... Son of Courtney Smith, who was a gymnast at Kentucky, earning letters in 1988 and 1989 ... Is majoring in interdisciplinary studies.

#42 TROY CASSIDY

Linebacker • Sophomore • 6-3 • 215 • Carlsbad, Calif. • Carlsbad HS

- **At San Diego State:** Smart, athletic player who played in 11 games as a true freshman last year ... Is listed third on the depth chart at one of the two outside linebacker spots heading into the 2017 season.
- **2016 (True Freshman):** Played in each of the final 11 games, mostly on special teams, making 10 tackles (four solo) with a 1-yard sack (and tackle for loss) ... Did not play the first three games of the season ... Saw time on special teams for the first time of his collegiate career, but did not record a stat ... Also logged statless time vs. UNLV ... Had his first two tackles of his career at Fresno State ... Made a career-high three stops (all solo) vs. San José State ... Also recorded his first sack (and tackle for loss), going for 1-yard ... Did not find the stat sheet at Utah State, but did play ... Tied a career high with three tackles (one solo) against Hawai'i ... Made an assisted tackle at Nevada ... Had an assisted stop at Wyoming ... Logged statless time off the bench against Colorado State, at Wyoming in the MW Championship game and vs. Houston in the Las Vegas Bowl.
- **High School:** Was a three-year letterwinner at Carlsbad High School at nearby Carlsbad ... Recorded 178 tackles (119 solo), with 10 sacks over his Lancer career ... All-CIF San Diego Section first-team defense honoree his senior season after ranking second on the team with 69 tackles, 46 solo, four tackles for loss and two interceptions for 85 yards and 4.5 sacks, according to MaxPreps ... At tight end in 2015, recorded 226 yards on 13 receptions, scoring three touchdowns ... Helped lead Carlsbad to a 2015 Avocado West League championship, returning an interception 70 yards for a touchdown in the title game ... All-Avocado West League second team honoree his junior season, recording 82 tackles, 55 solo, nine tackles for loss and five sacks ... A three-star recruit by Rivals, Scout and ESPN ... Earned a grade of 72 by ESPN ... Lettered in volleyball for the Lancers, earning All-Academic Team honors and scholar-athlete accolades and helping Carlsbad to a spot in the CIF San Diego Section Boys' Volleyball Championship match.
- **Personal:** Troy Aaron Cassidy was born June 1, 1988, in San Diego, Calif. ... Also received offers from Arizona, Boise State, Colorado, Navy, Nevada, Oregon State, Utah State, Washington and Washington State (according to Rivals) ... Is undecided on a major.

Cassidy's Career Statistics

Season	GP	GS	UA	A	TT	TFL	Sk	Int.	PBU	FF	FR
2016	11	0	4	6	10	1.0	1.0	0	0	0	0
Career	11	0	4	6	10	1.0	1.0	0	0	0	0

Career Highs: Tackles: 3 vs. Hawai'i (11/5/16), San José State (10/21/16); Tackles For Loss: 1.0 vs. San José State (10/21/16); Sacks: 1.0 vs. San José State (10/21/16).

2017 Highs:

Cassidy's Career Game-by-Game

Date	Opponent	GP	GS	UA	A	TT	TFL	Sk.	Int.	PBU	FF	FR
S.3.16	New Hampshire											
S.10.16	California											
S.17.16	at Northern Illinois											
O.1.16	at South Alabama	1	0	0	0	0	0.0	0.0	0	0	0	0

O.8.16	UNLV*	1	0	0	0	0	0.0	0.0	0	0	0	0
O.14.16	at Fresno State*	1	0	0	2	2	0.0	0.0	0	0	0	0
O.21.16	San José State*	1	0	3	0	3	1.0	1.0	0	0	0	0
O.28.16	at Utah State*	1	0	0	0	0	0.0	0.0	0	0	0	0
N.5.16	Hawai'i*	1	0	1	2	3	0.0	0.0	0	0	0	0
N.12.16	at Nevada*	1	0	0	1	1	0.0	0.0	0	0	0	0
N.19.16	at Wyoming*	1	0	0	1	1	0.0	0.0	0	0	0	0
N.26.16	Colorado State*	1	0	0	0	0	0.0	0.0	0	0	0	0
D.3.16	at Wyoming@	1	0	0	0	0	0.0	0.0	0	0	0	0
D.17.16	vs. Houston^	1	0	0	0	0	0.0	0.0	0	0	0	0

*Bold indicates season high. * - Mountain West game. @ - 2016 Mountain West Championship (War Memorial Stadium; Laramie, Wyo.). ^ - 2016 Las Vegas Bowl (Sam Boyd Stadium; Las Vegas, Nev.).*

#10 CHRISTIAN CHAPMAN

Quarterback • Junior • 6-0 • 200 • Carlsbad, Calif. • Carlsbad HS

- **At San Diego State:** Mobile, accurate quarterback with a quick release ... Has started the last 16 games entering 2017, including four postseason contests ... Is 13-3 as a starting quarterback, winning both the 2015 and 2016 MW Championship game and the 2015 Hawai'i Bowl and 2016 Las Vegas Bowl ... In four career postseason appearances (MW championships and bowl games), is 4-0 and has completed 33 of 52 attempts (63.5 pct.) for 529 yards and three touchdowns against one interception for a 164.11 pass efficiency rating ... Since his first start (Dec. 5, 2015), he owns the 15th-best pass efficiency rating in the country (153.9, min. 275 att.) ... All-time SDSU ranks: second in quarterback winning percentage (.813), fourth in pass efficiency rating (148.2) and tied for eighth in QB victories (13) ... Has six career games with multiple touchdown passes and has never thrown more than one interception in a game ... His 16 consecutive starts at quarterback are the program's most since Ryan Lindley started a school-record 44 straight from Oct. 18, 2008-Dec. 17, 2011.
- **2017 (Junior):** Has been named a Johnny Unitas Golden Arm Candidate, which goes out to the quarterback with the most accomplishments on and off the field.
- **2016 (Sophomore):** Racked up numerous superlatives, including being named a "Other Quarterbacks to Watch" by Athlon Sports' Steven Lissan, a "Top 25 MW Player to Watch" by the Orlando Sentinel's Matt Murschel, "SDSU's Key Player to a Successful Season" by Campus Insiders' Pete Fiutak, a "Group of 5 Wild Card Players" by Athlon Sports' J.P. Scott and a "SDSU Player to Watch" by Lindy's Sports ... Was 153-for-251 (61.0 pct.) for 1,994 yards and 20 touchdowns with just six interceptions, owning a 149.20 pass efficiency rating ... His 61.0 completion percentage was the third best by an Aztec since 1996 ... (Min. 180 attempts), ranked second in the MW in pass touchdown percentage (11th nationally, 8.0) and touchdown-to-interception percentage (T-23rd nationally, 3.33), third in pass efficiency rating (24th nationally, 149.20) and pass touchdowns (T-45th nationally, 20), fourth in yards per attempt (35th nationally, 7.94), yards per completion (41st nationally, 13.03) and completion percentage (49th nationally, 61.0), and fourth in interception percentage (58th nationally, 2.4) ... If you take away the 28 times that he was sacked for 159 yards, he ended up rushing 43 times for 222 yards (5.2 avg.) ... Had multiple touchdown passes in six games ... Had a solid opener vs. New Hampshire in just his third career start, completing 16 of 25 passes for a career-high 283 yards and a career-best two touchdowns ... His 283 yards were the most by an Aztec since Quinn Kaehler had 326 vs. Air Force on Nov. 21, 2014 ... Threw an 86-yard pass to Mikah Holder in the first quarter, tied for the seventh-longest pass in program history ... Also rushed six times for 7 yards (4.5 avg.) ... Was 14-for-23 for 129 yards, a touchdown and an interception against California ... The interception stopped numerous streaks, including 87 passes by Chapman without an interception, 254 pass attempts by SDSU without an interception and 404 snaps without a turnover ... Was 11-for-19 with a career-high three touchdowns and 126 yards in his fifth career start ... Became the first Aztec with three touchdown passes in a game since Maxwell Smith threw three vs. Wyoming on Nov. 14, 2015 ... All three scores came in the first half as SDSU raced out to a 28-7 lead ... Completed 13 of 22 passes for 159 yards and a touchdown at South Alabama ... Was 15-for-20 for 215 yards and one touchdown without throwing a pick against UNLV ... Connected on a career-high 75 percent of his passing attempts (min. 5 att.) ... It was his seventh straight game with at least one passing touchdown ... Was only called on to pass 12 times at Fresno State, completing seven passes for 72 yards ... Also rushed six times for 26 yards (4.3 avg.) with a long of 13 yards ... Was 13-for-18 (72.2 pct.) for 167 yards and a touchdown pass in a start vs. San José State ... Threw an interception for the first time in 82 passes (81 passes in between picks) ... Also rushed five times for a season-high 31 yards (6.2 avg.) with a long of 13 yards ... Completed 4 of 9 attempts for 14 yards and a touchdown

at Utah State ... The 14 yards were the fewest thrown in a game in SDSU's Division I history (since 1969) ... Also ran three times for six yards, including a long run of 10 yards ... Had a good game against Hawai'i, going 7-for-15 for 76 yards and three touchdowns with one interception ... The three touchdown passes tied a career high (also at Northern Illinois) ... Was 11-for-16 for 146 yards and two touchdowns with zero interceptions at Nevada ... Posted a season-high pass efficiency rating of 186.65 ... Finished 15-for-26 for 211 yards and two touchdowns without throwing an interception at Wyoming ... Lost for just the second time in 13 games (11-2) as the starting quarterback ... Was 11-for-19 for 183 yards and two touchdowns with one interception at Colorado State ... Threw multiple touchdown passes for the fourth straight game and sixth time of his career (all this season) ... Finished 6-for-13 for 85 yards and an interception at Wyoming in the MW Championship game ... Added nine rushes for 17 yards ... Was 10-for-14 for 128 yards and a touchdown without throwing an interception against Houston in the Las Vegas Bowl ... Improved to 13-3 as the starting quarterback and 4-0 in postseason games (2-0 in MW championships, 2-0 in bowl games) ... Of Chapman's 10 completions, six went for first down and one went for a touchdown ... On first down, Chapman was 5-for-5 for 83 yards and a touchdown ... Finished with a pass efficiency rating of 171.8, making SDSU 6-0 in 2016 when owning a rating of 165 or better ... Threw his 20th touchdown pass of the season and 22nd of his career.

- 2015 (Redshirt Freshman):** Played in nine games with two starts, including each of the final seven contests ... Started the final two games with starter Maxwell Smith out with an injury and both were wins ... Completed 29 of 49 passes (59.2 pct.) for 436 yards, two touchdowns and an interception for a passing efficiency of 141.10 ... Also rushed 16 times for 72 yards (4.5 avg.) with a long run of 13 yards ... Logged his first career collegiate snaps against San Diego, going 2-for-2 for 39 yards with a 263.80 pass efficiency rating ... Had a long of 32 yards to Rashaad Penny ... Came off the bench at California and was 4-for-13 for 37 yards and an interception ... Had a long of 20 yards ... Did not play in the next five games (vs. South Alabama, at Penn State, vs. Fresno State, at Hawai'i and at San José State) ... Came in late to play against Utah State without recording a stat ... Also played at Colorado State, but did not throw a pass ... Logged late snaps against Wyoming without attempting a pass ... Played for a fourth straight game at UNLV, but did not attempt a pass ... Played significant time against Nevada with starting quarterback Maxwell Smith going down with a torn ACL early in the first quarter ... Finished 6-for-9 (66.7 pct.) for 44 yards, with a long of 21 yards ... Also added 29 rushing yards on four attempts (7.2 avg.) ... Was 9-for-14 for 203 yards and his first career touchdown pass in his first career start without throwing an interception against Air Force in the Mountain West Championship ... Was named the game's offensive most valuable player ... Set career highs in completions (9), pass attempts (14), yards (203), touchdowns (1) and pass efficiency rating (209.7, min. 12 attempts) ... The 209.7 pass efficiency rating was the second-highest mark in SDSU's Division I history among quarterbacks making their Aztec debut (Kevin McKechnie, 291.82 vs. Navy on Sept. 5, 1997) ... The 203 passing yards were the most by an Aztec on the season and the most since Quinn Kaehler threw for 326 vs. Air Force on Nov. 21, 2014 ... Also added a career-best 32 rushing yards on a career-high six attempts (5.3 avg.) ... Had a career-long 48-yard pass ... Was 8-for-11 (72.7 pct.) for 113 yards and a touchdown vs. Cincinnati in the Hawai'i Bowl in his second career start ... Touchdown pass was a 33-yarder to Donnel Pumphrey ... Also rushed five times for 20 yards (4.0 avg.).
- 2014 (True Freshman):** Was on the travel roster the entire season ... Was listed as the backup for two games with starting quarterback Quinn Kaehler hurting his throwing shoulder, but did not see any action ... Ultimately used his redshirt season.
- High School:** A three-year letterwinner at Carlsbad High School in nearby Carlsbad, Calif. ... A two-time first-team all-Avocado League selection ... Earned second-team all-North County honors ... Was the team's offensive MVP ... Completed 132-of-219 attempts (60.3 percent) for 1,986 yards and 23 touchdowns as a senior ... Also rushed for 194 yards on 46 attempts ... As a junior, passed for 1,899 yards and 18 touchdowns for the Lancers ... Was a three-star recruit by *Rivals.com*, *Scout.com* and *ESPN.com*, and a two-star recruit by *247sports.com* ... Is rated as the 39th-best quarterback by ESPN and the 73rd best by Scout ... Received a scout grade of 76 by ESPN and 247sports.
- Personal:** Christian Chapman was born Oct. 1, 1995, in Las Vegas, Nev. ... Son of Craig Chapman ... Chose SDSU over offers from Arkansas State, Brigham Young, Colorado State, SMU and Washington State ... Is majoring in interdisciplinary studies.

Chapman's Career Statistics

Season	Passing								Rushing			
	GP	GS	Att.	Cmp.	Pct.	Int.	TD	Yds.	Rtg.	Att.	Yds.	TD
2015	9	2	49	29	59.2	1	2	436	143.31	16	72	0
2016	14	14	251	153	61.0	6	20	1,994	149.20	71	63	0
Career	23	16	300	182	60.7	7	22	2,430	148.24	87	135	0

Career Highs: Attempts: 25 vs. New Hampshire (9/3/16); Completions: 16 vs. New Hampshire (9/3/16); Passing Yards: 283 vs. New Hampshire (9/3/16); Passing Touchdowns: 3 vs. Hawai'i (11/5/16), at Northern Illinois (9/17/16); Long Pass: 86 vs. New Hampshire (9/3/16); Completion Pct. (min. 12 att.): 75.00 (15-for-20) vs. UNLV (10/8/16); Efficiency Rating (min. 12 att.): 209.66 vs. Air Force (12/5/15); Carries: 8 at Wyoming (11/19/16); Rushing Yards: 32 vs. Air Force (12/5/15); Long Rush: 18 vs. New Hampshire (9/3/16).

2017 Highs:

Chapman's Career Game-by-Game

Passing												
Date	Opponent	GP	GS	Att.	Cmp.	Pct.	Int.	TD	Yds.	Rtg.		
S.5.15	San Diego	1	0	2	2	100.0	0	0	39	263.80		
S.12.15	at California	1	0	13	4	30.8	1	0	37	39.29		
S.19.15	South Alabama	--- Did Not Play ---										
S.26.15	at Penn State	--- Did Not Play ---										
O.3.15	Fresno State*	--- Did Not Play ---										
O.10.15	at Hawai'i*	--- Did Not Play ---										
O.17.15	at San José State*	--- Did Not Play ---										
O.23.15	Utah State*	1	0	0	0	0.00	0	0	0	0.00		
O.31.15	at Colorado State*	1	0	0	0	0.00	0	0	0	0.00		
N.14.15	Wyoming*	1	0	0	0	0.00	0	0	0	0.00		
N.21.15	at UNLV*	1	0	0	0	0.00	0	0	0	0.00		
N.28.15	Nevada*	1	0	9	6	66.67	0	0	44	107.73		
D.5.15	Air Force**	1	1	14	9	64.29	0	1	203	209.66		
D.24.15	vs. Cincinnati%	1	1	11	8	72.73	0	1	113	189.02		
S.3.16	New Hampshire	1	1	25	16	64.00	0	2	283	185.49		
S.10.16	California	1	1	23	14	60.87	1	1	129	113.63		
S.17.16	at Northern Illinois	1	1	19	11	57.89	1	3	126	155.18		
O.1.16	at South Alabama	1	1	22	13	59.09	0	1	159	134.80		
O.8.16	UNLV*	1	1	20	15	75.00	0	1	215	181.80		
O.14.16	at Fresno State*	1	1	12	7	58.33	0	0	72	108.73		
O.21.16	San José State*	1	1	18	13	72.22	1	1	167	157.38		
O.28.16	at Utah State*	1	1	9	4	44.44	0	1	14	94.18		
N.5.16	Hawai'i*	1	1	15	7	46.67	1	3	76	141.89		
N.12.16	at Nevada*	1	1	16	11	68.75	0	2	146	186.65		
N.19.16	at Wyoming*	1	1	26	15	57.69	0	2	211	151.25		
N.26.16	Colorado State*	1	1	19	11	57.89	1	2	183	163.01		
D.3.16	at Wyoming@	1	1	13	6	46.15	1	0	85	85.69		
D.17.16	vs. Houston^	1	1	14	10	71.43	0	1	128	171.80		

*Bold indicates season high. * - Mountain West game. ** - 2015 Sports Authority Mountain West Championship (Qualcomm Stadium; San Diego, Calif.). % - 2015 Hawai'i Bowl (Aloha Stadium; Honolulu, Hawaii). @ - 2016 Mountain West Championship (War Memorial Stadium; Laramie, Wyo.). ^ - 2016 Las Vegas Bowl (Sam Boyd Stadium; Las Vegas, Nev.).*

#68 MYLES CHEATHUM

Defensive End • Sophomore • 6-2 • 250 • Cedar Park, Texas • Cedar Park HS

- At San Diego State:** Athletic defensive linemen who continues to improve his technique ... Was second on the depth chart at one of the two defensive end spots behind senior Dakota Turner heading into the fall, but is now expected to start with Turner out of the year with a knee injury.
- 2016 (Freshman):** Appeared in five games over the season off the bench, recording four tackles (three solo) ... Made his first career tackle, a solo stop, in the opener against New Hampshire ... Recorded one solo tackle vs. San José State ... Had a career-high two tackles (one solo) vs. Hawai'i ... Other games played came against UNLV and at Utah State.
- 2015 (Redshirt):** Redshirted his first season at SDSU.
- High School:** Recorded 10 tackles for loss as a senior at Cedar Park High, leading the Timberwolves to a 12-4 overall record and a narrow loss in the Conference 5A Division 2 champi-

onship game ... Also rushed for 113 yards and eight touchdowns, and added 13 receptions for 223 yards and two scores on offense in 2014 ... A three-year varsity letterwinner at Cedar Park High, where he led the Timberwolves to a combined 37-8 record, according to MaxPreps ... A two-time all-District 25 selection ... A two-star recruit by Rivals, Scout and 247sports ... Earned a 75 grade by 247sports ... Also lettered in basketball in high school.

- **Personal:** Myles Alexander Cheatum was born March 4, 1997, in Athens, Greece ... Son of Myles and Phyllis Cheatum ... Chose San Diego State over offers from Fresno State, Louisiana Tech, North Texas and Texas State (according to Rivals) ... Also drew interest from Louisiana Monroe, Texas Tech and UTSA ... Is majoring in interdisciplinary studies.

Cheatum's Career Statistics

Season	GP	GS	UA	A	TT	TFL	Sk	Int.	PBU	FF	FR
2016	5	0	3	1	4	0.0	0.0	0	0	0	0
Career	5	0	3	1	4	0.0	0.0	0	0	0	0

Career Highs: Tackles: 2 vs. Hawai'i (11/5/16).

2017 Highs:

Cheatum's Career Game-by-Game

Date	Opponent	GP	GS	UA	A	TT	TFL	Sk.	Int.	PBU	FF	FR
S.3.16	New Hampshire	1	0	1	0	1	0.0	0.0	0	0	0	0
S.10.16	California			--- Did Not Play ---								
S.17.16	at Northern Illinois			--- Did Not Play ---								
O.1.16	at South Alabama			--- Did Not Play ---								
O.8.16	UNLV*	1	0	0	0	0	0.0	0.0	0	0	0	0
O.14.16	at Fresno State*			--- Did Not Play ---								
O.21.16	San José State*	1	0	1	0	1	0.0	0.0	0	0	0	0
O.28.16	at Utah State*	1	0	0	0	0	0.0	0.0	0	0	0	0
N.5.16	Hawai'i*	1	0	1	1	2	0.0	0.0	0	0	0	0
N.12.16	at Nevada*			--- Did Not Play ---								
N.19.16	at Wyoming*			--- Did Not Play ---								
N.26.16	Colorado State*			--- Did Not Play ---								
D.3.16	at Wyoming@			--- Did Not Play ---								
D.17.16	vs. Houston^			--- Did Not Play ---								

*Bold indicates season high. * - Mountain West game. @ - 2016 Mountain West Championship (War Memorial Stadium; Laramie, Wyo.). ^ - 2016 Las Vegas Bowl (Sam Boyd Stadium; Las Vegas, Nev.).*

#79 DAISHAWN DIXON

Off. Guard • Sophomore • 6-5 • 320 • San Antonio, TX • William Howard Taft HS

- **At San Diego State:** Big body who is in the mix for playing time this season ... Was listed as the backup to Antonio Rosales at right guard after spring drills, but is now projected as the starting left guard heading into the opener vs. UC Davis.
- **2016 (Freshman):** Played in all 14 games, mostly on the PAT and field goal unit ... Logged his first career appearance in the opener against New Hampshire ... According to Pro Football Focus, logged 34 snaps on the offensive line last year, the second most among back-up offensive linemen on the team ... According to the website, had two snaps at South Alabama, seven in back-to-back games at San José State and at Utah State, a season-high 15 vs. Hawai'i and three at Nevada.
- **2015 (Redshirt):** Redshirted his first year on The Mesa.
- **High School:** Represented the U.S. National Select Team in a 2015 win over the IFAF World Team on Jan. 31, 2015, at AT&T Stadium in Arlington, Texas ... A first-team all-District selection ... A two-star recruit by Scout.com and Rivals.com ... A three-year letterwinner at William Howard Taft High School in San Antonio, Texas ... Played basketball as a sophomore.
- **Personal:** Daishawn Tarik Dixon was born June 19, 1997, in Phoenix, Ariz. ... Son of Chamara Cantrell and stepson of Larry Cantrell, and Rodney Dixon and stepson of Rosa Dixon ... Picked SDSU over an offer from New Mexico State (according to Rivals), while also receiving interest from New Mexico, Oklahoma State and UTSA ... Is an interdisciplinary studies major.

Dixon's Career Statistics

Season	GP	GS
2016	14	0
Career	24	0

Dixon's Career Game-by-Game

Date	Opponent	GP	GS/POS
S.3.16	New Hampshire	1	
S.10.16	California	1	
S.17.16	at Northern Illinois	1	
O.1.16	at South Alabama	1	
O.8.16	UNLV*	1	
O.14.16	at Fresno State*	1	
O.21.16	San José State*	1	
O.28.16	at Utah State*	1	
N.5.16	Hawai'i*	1	
N.12.16	at Nevada*	1	
N.19.16	at Wyoming*	1	
N.26.16	Colorado State*	1	
D.3.16	at Wyoming@	1	
D.17.16	vs. Houston^	1	

** - Mountain West game. @ - 2016 Mountain West Championship (War Memorial Stadium; Laramie, Wyo.). ^ - 2016 Las Vegas Bowl (Sam Boyd Stadium; Las Vegas, Nev.).*

#57 RYAN DUNN

Linebacker • Senior • 6-3 • 225 • Alamo, Calif. • Univ. of Arizona

- **At San Diego State:** Physical linebacker, who continues to get bigger in the weight room ... Saw plenty of playing time in his first season at SDSU in 2015 after transferring from Arizona, which also played a similar 3-3-5 defense ... Is listed as the co-backup outside linebacker heading into the 2017 season after playing as a middle linebacker last year ... Earned a scholarship prior to the fall of 2016.
- **2016 (Junior):** Played in the team's first 10 games with starts in six before missing the next two with an injury ... Returned to play at Wyoming in the MW Championship game and again vs. Houston in the Las Vegas Bowl ... Had 24 tackles (12 solo) with 1.5 tackles for loss and three quarterback hurries ... Logged time late against New Hampshire without finding the stat sheet ... Made a solo stop off the bench against California ... Had an assisted stop in limited time off the bench at Northern Illinois ... Had a season-high three tackles, including 0.5 tackles for loss, at South Alabama ... Earned his first start of the season (14th of his career) against UNLV and responded with three stops (all solo) ... Started again at Fresno State and came up with three assisted tackles and a quarterback hurry ... Had a good game in another start against San José State, registering four tackles (all solo), a 3-yard tackle for loss and a quarterback hurry ... Came up with an assisted stop at Utah State in another start ... Registered two stops (one solo) in a start against Hawai'i ... Made a season-high five tackles in a start at Nevada ... Tried to give it a go at Wyoming, but ended up not playing with a foot injury ... Also did not play against Colorado State ... Returned to play at Wyoming in the MW Championship game, recording a quarterback hurry in a start ... Had an assisted stop vs. Houston in the Las Vegas Bowl.
- **2015 (Sophomore):** Started and played in 13 of the team's 14 games at linebacker (12 at middle linebacker, one at an outside spot), only not playing vs. Air Force in the Mountain West Championship game ... Recorded 40 tackles, 4.5 tackles for loss, three quarterback hurries and 0.5 sacks in his first official season at SDSU ... Started the opener vs. San Diego, which was his first-ever collegiate game ... Had five tackles (three solo), including 0.5 tackles for loss and each of the first two plays (kickoff and first USD snap) ... Started for the second straight game at California, recording six tackles (one solo) and 0.5 tackles for loss ... Had a career-high 10 tackles (four solo) against South Alabama in his first career start at outside linebacker and third overall ... Recorded three stops with one for loss in a fourth straight start at Penn State ... Made two tackles, including 0.5 TFL, in the conference opener vs. Fresno State ... Started once again at Hawai'i, but was left off the stat sheet for the first time of his career ... Did not record a stat for the second straight game in a start at San José State ... Had four tackles (three solo) in a start vs. Utah State ... Recorded two stops with 0.5 tackles for loss in another start at Colorado State ... Finished with two tackles (one solo), including a 1-yard loss, and his first career quarterback hurries (two) in a start vs. Wyoming ... Registered two solo stops in another start at UNLV ... Made one assisted stop, shared as a sack (and TFL) vs. Nevada ... The sack was the first of his career ... Did not play vs. Air Force in the Mountain West Championship game, his first DNP of the season ... Started the Hawai'i Bowl against Cincinnati, making three tackles (two solo) with a quarterback hurry.
- **2014 (Freshman):** Sat out the season due to NCAA transfer rules.
- **2013 (at Univ. of Arizona):** Redshirted his only season at Arizona.

- **High School:** Prepped at San Ramon Valley High School ... Logged 73 total tackles (51 solo) as a senior in 2012 with six tackles for loss, four sacks, two interceptions, one fumble recovery and three forced fumbles ... Had over 100 tackles as a junior in 2011, along with four interceptions and three blocked kicks ... Was named a *PrepStar* All-West Region selection ... Played in the 2012 South Bay BMW West Coast Bowl and the Cal State All-Star Game ... Was a three-star recruit out of high school by Rivals, Scout, 247sports and ESPN.
- **Personal:** Ryan Dunn was born Nov. 17, 1994, in Alamo, Calif. ... Son of Mike and Cathy Dunn ... Picked the Aztecs over an offer from Iowa State ... Also had interest out of high school from Arizona State, Boise State, Boston College, California, Colorado, Iowa State, Nevada, Oregon, Oregon State, San Diego State, TCU, Tennessee, UCLA, USC, Utah, Washington and Washington State ... Is majoring in social science.

Dunn's Career Statistics

Season	GP	GS	UA	A	TT	TFL	Sk	Int.	PBU	FF	FR
2015	13	13	17	23	40	4.5	0.5	0	0	0	0
2016	12	7	12	12	24	1.5	0.0	0	0	0	0
Career	25	20	29	35	66	6.0	0.5	0	0	0	0

Career Highs: Tackles: 10 vs. South Alabama (9/19/15); Tackles For Loss: 1.0 vs. San José State (10/21/16), vs. Wyoming (11/14/15), at Penn State (9/26/15); Sacks: 0.5 vs. Nevada (11/28/15).

2017 Highs:

Dunn's Career Game-by-Game

Date	Opponent	GP	GS	UA	A	TT	TFL	Sk.	Int.	PBU	FF	FR
S.5.15	San Diego	1	1	3	2	5	0.5	0.0	0	0	0	0
S.12.15	at California	1	1	1	5	6	0.5	0.0	0	0	0	0
S.19.15	South Alabama	1	1	4	6	10	0.0	0.0	0	0	0	0
S.26.15	at Penn State	1	1	1	2	3	1.0	0.0	0	0	0	0
O.3.15	Fresno State*	1	1	0	2	2	0.5	0.0	0	0	0	0
O.10.15	at Hawai'i*	1	1	0	0	0	0.0	0.0	0	0	0	0
O.17.15	at San José State*	1	1	0	0	0	0.0	0.0	0	0	0	0
O.23.15	Utah State*	1	1	3	1	4	0.0	0.0	0	0	0	0
O.31.15	at Colorado State*	1	1	0	2	2	0.5	0.0	0	0	0	0
N.14.15	Wyoming*	1	1	1	1	2	1.0	0.0	0	0	0	0
N.21.15	at UNLV*	1	1	2	0	2	0.0	0.0	0	0	0	0
N.28.15	Nevada*	1	1	0	1	1	0.5	0.5	0	0	0	0
D.5.15	Air Force**	--- Did Not Play ---										
D.24.15	vs. Cincinnati%	1	1	2	1	3	0.0	0.0	0	0	0	0
S.3.16	New Hampshire	1	0	0	0	0	0.0	0.0	0	0	0	0
S.10.16	California	1	0	1	0	1	0.0	0.0	0	0	0	0
S.17.16	at Northern Illinois	1	0	0	1	1	0.0	0.0	0	0	0	0
O.1.16	at South Alabama	1	0	1	2	3	0.5	0.0	0	0	0	0
O.8.16	UNLV*	1	1	3	0	3	0.0	0.0	0	0	0	0
O.14.16	at Fresno State*	1	1	0	3	3	0.0	0.0	0	0	0	0
O.21.16	San José State*	1	1	4	0	4	1.0	0.0	0	0	0	0
O.28.16	at Utah State*	1	1	0	1	1	0.0	0.0	0	0	0	0
N.5.16	Hawai'i*	1	1	1	1	2	0.0	0.0	0	0	0	0
N.12.16	at Nevada*	1	1	2	3	5	0.0	0.0	0	0	0	0
N.19.16	at Wyoming*	--- Did Not Play - Injured ---										
N.26.16	Colorado State*	--- Did Not Play - Injured ---										
D.3.16	at Wyoming@	1	1	0	0	0	0.0	0.0	0	0	0	0
D.17.16	vs. Houston^	1	1	0	1	1	0.0	0.0	0	0	0	0

*Bold indicates season high. * - Mountain West game. ** - 2015 Sports Authority Mountain West Championship (Qualcomm Stadium; San Diego, Calif.). % - 2015 Hawai'i Bowl (Aloha Stadium; Honolulu, Hawaii). @ - 2016 Mountain West Championship (War Memorial Stadium; Laramie, Wyo.). ^ - 2016 Las Vegas Bowl (Sam Boyd Stadium; Las Vegas, Nev.).*

#23 DARREN HALL

Warrior • TR-Freshman • 6-0 • 170 • Pasadena, Calif. • Rancho Cucamonga HS

- **At San Diego State:** Already in the mix for playing time as a true freshman, set to back up senior Trey Lomax at one of the two Warrior spots.
- **High School:** Earned two letters at Rancho Cucamonga High School in Rancho Cucamonga,

Calif. ... Led the Cougars to a 12-1 record last year, including a 5-0 mark in league play ... According to MaxPreps, had 95 tackles, 11 pass deflections, two forced fumbles, an interception and a fumble recovery over his two years ... Was a first-team all-league selection and a two-time all-Inland Valley pick ... Won the outstanding defensive back-of-the-year award ... Was a consensus three-star recruit by Rivals, ESPN, 247sports and Scout ... Received a grade of 85 by 247sports and a 73 by ESPN ... Labeled as the 17th-best cornerback in California by Scout ... Also on the principal honor roll and a honor roll ... Competed on the track and field team at RCHS.

- **Personal:** Darren Reginald Hall was born May 2, 2000, in Baldwin Park, Calif. ... Chose the Aztecs over Colorado, Utah, Washington State, Oregon State, Brigham Young, Colorado State, New Mexico, Hawai'i, Nevada, UNLV, San José State and Fresno State ... Is majoring in communication with a focus in liberal arts.

#95 NOBLE HALL

Defensive End • Junior • 6-3 • 265 • Las Vegas, Nev. • Valley HS

- **At San Diego State:** Athletic, mobile defensive lineman who redshirted the 2015 campaign, adding weight and bulk to his frame ... Started all 14 games last year at defensive tackle and has started 17 overall over his career there, but is making the move to defensive end this season ... Is slated to start at one of the two defensive end spots heading into 2017.
- **2017 (Junior):** Is a preseason second-team all-Mountain West selection by *Lindy's Sports*, and a third-team pick by *Athlon Sports* and *Phil Steele Magazine* ... Also has been listed as "SDSU's Key Player to a Successful Season" by Pete Fiutak of *Campus Insiders*.
- **2016 (Sophomore):** Started all 14 games on the year ... Had 26 tackles, six tackles for loss for 27 yards, three sacks for 19 yards, a pass breakup and five quarterback hurries ... Earned his fourth career start in the opener against New Hampshire, but did not record a stat ... Started for the second straight game vs. California, making two stops with a key quarterback hurry on Bear quarterback Davis Webb on a potential game-winning drive in the fourth quarter ... Had a solo stop in a third consecutive start at Northern Illinois ... Came up with a season-high and a career-high-tying four tackles in a start at South Alabama ... Also had 1.5 tackles for loss and a 9-yard sack ... Had two stops (one solo) and a quarterback hurry in a fifth consecutive start against UNLV ... Registered three tackles (two solo), including a 1-yard tackle for loss, at Fresno State in another start ... Also added his first pass breakup of the season (second of his career) ... Had two tackles (one solo) in a start vs. San José State ... Made two stops (both assisted) with 0.5 tackles for loss for two yards in a stat at Utah State ... Had one solo tackle and a quarterback hurry in a start against Hawai'i ... Made three tackles and added a quarterback hurry in a 10th straight start at Nevada ... Came up with two tackles (one solo), including an 8-yard sack (and tackle for loss) at Wyoming ... Made a solo tackle in a 12th consecutive start vs. Colorado State ... Had an assisted tackle in a start at Wyoming in the MW Championship game ... Had a good game against Houston in the Las Vegas Bowl, making two solo stops - both for a loss of five yards - and a 2-yard sack ... The two tackles for loss were a career high.
- **2015 (Freshman):** Started three games on the season (first three) and played in first 11 as a redshirt freshman before missing the final three games with an injury ... Had 20 tackles with six tackles for loss, 0.5 sacks, a forced fumble, a pass breakup and four quarterback hurries ... Was the only freshman to start in the opener (defense or offense) vs. San Diego, earning the nod at defensive tackle ... Finished with two tackles (one solo), including 0.5 tackles for loss, and a quarterback hurry ... Had three assisted stops in his second straight start at California ... Made his third consecutive start vs. South Alabama, making one solo tackle, a 1-yard loss ... Had arguably the best game of his young career at Penn State off the bench, recording career bests in tackles (4) and tackles for loss (1.5) ... Played off the bench vs. Fresno State, but failed to record a stat for the first time of the season ... Had another good game at Hawai'i with three tackles, including a 1/2 sack (and tackle for loss) for four yards ... Recorded a solo tackle - a 1-yard loss - off the pine at San José State ... Had another good game against Utah State with two solo tackles, including a 1-yard loss, and the first forced fumble of his career ... Made four stops with 0.5 tackles for loss in a reserve role at Colorado State ... Recorded his first career pass breakup off the pine against Wyoming ... Was held off the stat sheet off the bench at UNLV ... Did not play for the first time of his career vs. Nevada, nursing an injury ... Also did not play vs. Air Force in the MW Championship or against Cincinnati in the Hawai'i Bowl.
- **2014 (Redshirt):** Redshirted his first season on The Mesa, where he was named the SDSU Defensive Scout Team Player of the Year.
- **High School:** A three-year letterwinner and a three-time team captain at Valley High in Las Vegas, Nev. ... An all-city team selection ... Recorded 64 total tackles, four sacks and an inter-

ception returned for a touchdown as a junior ... Previously known as Eric Burrell, but legally changed his name to honor his father, who was shot and killed before he was born ... Also earned three letters in basketball ... Received three stars from ESPN and 247sports.com, and two stars from Rivals and Scouts ... Got a grade of 81 at tight end by 247sports and a 74 by ESPN.

- **Personal:** Noble Hall was born June 7, 1996, in Las Vegas, Nev. ... Son of Tynesha Chism ... Chose SDSU over other offers from Army, Idaho and Northern Arizona ... Is majoring in interdisciplinary studies.

Hall's Career Statistics

Season	GP	GS	UA	A	TT	TFL	Sk	Int.	PBU	FF	FR
2015	11	3	8	12	20	6.0	0.5	0	1	1	0
2016	14	14	12	14	26	6.0	3.0	0	1	0	0
Career	25	17	20	26	46	12.0	3.5	0	1	1	0

Career Highs: Tackles: 4 at South Alabama (10/1/16), at Colorado State (10/31/15), at Penn State (9/26/15); Tackles For Loss: 2.0 vs. Houston (12/17/16); Sacks: 1.0 vs. Houston (12/17/16), at Wyoming (11/19/16), at South Alabama (10/1/16); Pass Breakups: 1 at Fresno State (10/14/16), vs. Wyoming (11/14/15); Forced Fumbles: 1 vs. Utah State (10/23/15).

2017 Highs:

Hall's Career Game-by-Game

Date	Opponent	GP	GS	UA	A	TT	TFL	Sk.	Int.	PBU	FF	FR
S.5.15	San Diego	1	1	1	1	2	0.5	0.0	0	0	0	0
S.12.15	at California	1	1	0	3	3	0.0	0.0	0	0	0	0
S.19.15	South Alabama	1	1	1	0	1	1.0	0.0	0	0	0	0
S.26.15	at Penn State	1	0	2	2	4	1.5	0.0	0	0	0	0
O.3.15	Fresno State*	1	0	0	0	0	0.0	0.0	0	0	0	0
O.10.15	at Hawai'i*	1	0	1	2	3	0.5	0.5	0	0	0	0
O.17.15	at San José State*	1	0	1	0	1	1.0	0.0	0	0	0	0
O.23.15	Utah State*	1	0	2	0	2	1.0	0.0	0	0	1	0
O.31.15	at Colorado State*	1	0	0	4	4	0.5	0.0	0	0	0	0
N.14.15	Wyoming*	1	0	0	0	0	0.0	0.0	1	0	0	0
N.21.15	at UNLV*	1	0	0	0	0	0.0	0.0	0	0	0	0
N.28.15	Nevada*	--- Did Not Play - Injured ---										
D.5.15	Air Force`	--- Did Not Play - Injured ---										
D.24.15	vs. Cincinnati%	--- Did Not Play - Injured ---										
S.3.16	New Hampshire	1	1	0	0	0	0.0	0.0	0	0	0	0
S.10.16	California	1	1	0	2	2	0.0	0.0	0	0	0	0
S.17.16	at Northern Illinois	1	1	1	0	1	0.0	0.0	0	0	0	0
O.1.16	at South Alabama	1	1	1	3	4	1.5	1.0	0	0	0	0
O.8.16	UNLV*	1	1	1	1	2	0.0	0.0	0	0	0	0
O.14.16	at Fresno State*	1	1	2	1	3	0.0	0.0	0	1	0	0
O.21.16	San José State*	1	1	1	1	2	0.0	0.0	0	0	0	0
O.28.16	at Utah State*	1	1	0	2	2	0.5	0.0	0	0	0	0
N.5.16	Hawai'i*	1	1	1	0	1	0.0	0.0	0	0	0	0
N.12.16	at Nevada*	1	1	1	2	3	0.0	0.0	0	0	0	0
N.19.16	at Wyoming*	1	1	1	1	2	1.0	1.0	0	0	0	0
N.26.16	Colorado State*	1	1	1	0	1	0.0	0.0	0	0	0	0
D.3.16	at Wyoming@	1	1	0	1	1	0.0	0.0	0	0	0	0
D.17.16	vs. Houston^	1	1	2	0	2	2.0	1.0	0	0	0	0

Bold indicates season high. * - Mountain West game. ` - 2015 Sports Authority Mountain West Championship (Qualcomm Stadium; San Diego, Calif.). % - 2015 Hawai'i Bowl (Aloha Stadium; Honolulu, Hawaii). @ - 2016 Mountain West Championship (War Memorial Stadium; Laramie, Wyo.). ^ - 2016 Las Vegas Bowl (Sam Boyd Stadium; Las Vegas, Nev.).

#59 BRANDON HEICKLEN

Punter • Sophomore • 6-0 • 180 • Tarzana, Calif. • Boise State

- **At San Diego State:** Joined the Aztecs in the fall, assuming punting duties.
- **At Boise State (Spring 2017):** Practiced with the Broncos during the spring campaign, but transferred to SDSU in time for fall camp.
- **At Santa Monica College (2015-16):** Redshirted the 2016 season at Santa Monica College ... In 2015 averaged 43.8 yards over 37 punts with a long of 62 yards ... Had 16 of his punts land inside the 20-yard line with only three touchbacks.

- **High School:** Lettered at El Camino Real High School ... Was a two-time all-West Valley League first-team selection (2013-14) ... Also was an all-city first-team pick in 2014 ... Averaged 47.3 yards with a long of 67 as a senior in 2014 ... As a junior, punted 29 times, averaging 42.9 yards per punt ... Averaged 41.2 yards per punt as a sophomore.
- **Personal:** Is majoring in economics.

#46 JAY HENDERSON

Linebacker • Senior • 6-2 • 230 • Phelan, Calif. • Serrano HS

- **At San Diego State:** Talented athlete, who moved back to linebacker late season after moving to defensive end in the spring of 2016 ... Is listed as the starting middle linebacker heading into his senior campaign.
- **2016 (Junior):** Played in 11 of the team's 14 games with three starts ... Had 15 tackles, including 10 solo stops, 2.5 sacks for 18 yards, three tackles for loss, a forced fumble, a pass breakup and seven quarterback hurries ... Did not play in the opener vs. New Hampshire ... Logged statless time on special teams against California ... Did not play in road games at Northern Illinois and at South Alabama ... Saw time at linebacker for the first time of the season against UNLV without recording a stat ... Also logged statless time at Fresno State, vs. San José State and at Utah State ... Made his first tackle of the season late in the game against Hawai'i ... Logged statless time on special teams and at linebacker late at Nevada ... Had a breakout game at Wyoming in his first career start, making a career-high four tackles (three solo), his first career sack (and tackle for loss) for five yards, first career pass breakup and first four career quarterback hurries ... Made four stops (three solo) in his second career start vs. Colorado State ... Started for a third straight game at Wyoming in the MW Championship game, recording three tackles (two solo), 0.5 tackles for loss, a forced fumble and two quarterback hurries ... The forced fumble was the first of his career ... Had another solid outing vs. Houston at the Las Vegas Bowl, making three tackles, including career highs of 1.5 tackles for loss and 1.5 sacks for 13 yards.
- **2015 (Sophomore):** Played in nine games off the bench for the second straight season, making three tackles (two solo) ... Mainly logged playing time on special teams ... Tackles came vs. South Alabama (solo), at Penn State (assisted) and vs. Utah State (solo) ... Other appearances were vs. San Diego, at San José State, at UNLV, against Nevada, vs. Air Force in the MW Championship game and against Cincinnati in the Hawai'i Bowl.
- **2014 (Freshman):** Played in nine games as a true freshman, mainly on special teams ... Finished with three solo tackles on the year, all coming in an Aztec win vs. UNLV ... Made his collegiate debut at No. 21/23 North Carolina ... Also saw time at Oregon State, at Fresno State, at New Mexico, vs. Hawai'i, at Boise State, vs. San José State and vs. Navy in the Poinsettia Bowl.
- **High School:** Lettered four years at Serrano High School in Phelan, Calif. ... Was a two-time all-league selection and the league's defensive MVP as a senior ... Recorded 57 total tackles and 5.5 sacks as a senior, leading the Diamondbacks to a 10-2 overall record ... Caused five fumbles, blocked two punts and recovered a fumble ... Also caught 15 passes for 219 yards and scored four total touchdowns on offense ... Was a three-star recruit by Rivals.com, Scout.com, ESPN.com and 247sports.com ... Earned an 83 grade by 247sports and a 74 by ESPN ... Also ran track at Serrano High.
- **Personal:** Jeauray Henderson was born Nov. 9, 1995, in Los Angeles, Calif. ... Son of Jakiesna Smith ... Picked San Diego State over other offers from Boise State, Colorado, Colorado State and Nevada ... Is majoring in interdisciplinary studies.

Henderson's Career Statistics

Season	GP	GS	UA	A	TT	TFL	Sk	Int.	PBU	FF	FR
2014	9	0	3	0	3	0.0	0.0	0	0	0	0
2015	9	0	2	1	3	0.0	0.0	0	0	0	0
2016	11	3	10	5	15	3.0	2.5	0	1	1	0
Career	29	3	15	6	21	3.0	2.5	0	1	1	0

Career Highs: Tackles: 4 vs. Colorado State (11/26/16), at Wyoming (11/19/16); Tackles For Loss: 1.5 vs. Houston (12/17/16); Sacks: 1.5 vs. Houston (12/17/16); Pass Breakups: 1 at Wyoming (11/19/16); Forced Fumbles: 1 at Wyoming (12/3/16).

2017 Highs:

Henderson's Career Game-by-Game

Date	Opponent	GP	GS	UA	A	TT	TFL	Sk.	Int.	PBU	FF	FR
A.30.14	Northern Arizona	--- Did Not Play ---										
S.6.14	at 21/23 No. Carolina	1	0	0	0	0	0.0	0.0	0	0	0	0

S.20.14	at Oregon State	1	0	0	0	0	0.0	0.0	0	0	0	0
S.27.14	UNLV*	1	0	3	0	3	0.0	0.0	0	0	0	0
O.3.14	at Fresno State*	1	0	0	0	0	0.0	0.0	0	0	0	0
O.10.14	at New Mexico*	1	0	0	0	0	0.0	0.0	0	0	0	0
O.18.14	Hawai'i*	1	0	0	0	0	0.0	0.0	0	0	0	0
N.1.14	at Nevada*											
N.8.14	Idaho											
N.15.14	at Boise State*	1	0	0	0	0	0.0	0.0	0	0	0	0
N.21.14	Air Force*											
N.29.14	San José State*	1	0	0	0	0	0.0	0.0	0	0	0	0
D.23.14	Navy#	1	0	0	0	0	0.0	0.0	0	0	0	0
S.5.15	San Diego	1	0	0	0	0	0.0	0.0	0	0	0	0
S.12.15	at California											
S.19.15	South Alabama	1	0	1	0	1	0.0	0.0	0	0	0	0
S.26.15	at Penn State	1	0	0	1	1	0.0	0.0	0	0	0	0
O.3.15	Fresno State*											
O.10.15	at Hawai'i*											
O.17.15	at San José State*	1	0	0	0	0	0.0	0.0	0	0	0	0
O.23.15	Utah State*	1	0	1	0	1	0.0	0.0	0	0	0	0
O.31.15	at Colorado State*											
N.14.15	Wyoming*											
N.21.15	at UNLV*	1	0	0	0	0	0.0	0.0	0	0	0	0
N.28.15	Nevada*	1	0	0	0	0	0.0	0.0	0	0	0	0
D.5.15	Air Force`	1	0	0	0	0	0.0	0.0	0	0	0	0
D.24.15	vs. Cincinnati%	1	0	0	0	0	0.0	0.0	0	0	0	0
S.3.16	New Hampshire											
S.10.16	California	1	0	0	0	0	0.0	0.0	0	0	0	0
S.17.16	at Northern Illinois											
O.1.16	at South Alabama											
O.8.16	UNLV*	1	0	0	0	0	0.0	0.0	0	0	0	0
O.14.16	at Fresno State*	1	0	0	0	0	0.0	0.0	0	0	0	0
O.21.16	San José State*	1	0	0	0	0	0.0	0.0	0	0	0	0
O.28.16	at Utah State*	1	0	0	0	0	0.0	0.0	0	0	0	0
N.5.16	Hawai'i*	1	0	1	0	1	0.0	0.0	0	0	0	0
N.12.16	at Nevada*	1	0	0	0	0	0.0	0.0	0	0	0	0
N.19.16	at Wyoming*	1	1	3	1	4	1.0	1.0	0	1	0	0
N.26.16	Colorado State*	1	1	3	1	4	0.0	0.0	0	0	0	0
D.3.16	at Wyoming@	1	1	2	1	3	0.5	0.0	0	0	1	0
D.17.16	vs. Houston^	1	0	1	2	3	1.5	1.5	0	0	0	0

*Bold indicates season high. * - Mountain West game. `` - 2015 Sports Authority Mountain West Championship (Qualcomm Stadium; San Diego, Calif.). % - 2015 Hawai'i Bowl (Aloha Stadium; Honolulu, Hawaii). @ - 2016 Mountain West Championship (War Memorial Stadium; Laramie, Wyo.). ^ - 2016 Las Vegas Bowl (Sam Boyd Stadium; Las Vegas, Nev.).*

#6 MIKAH HOLDER

Wide Receiver • Senior • 6-0 • 185 • Oceanside, Calif. • Oceanside HS

- **At San Diego State:** An athletic, playmaking true senior who worked into the playing mix in 2014 as a freshman with injuries to starters Ezell Ruffin and Eric Judge ... Then started the most games for the Aztecs at wide receiver over the past two years, including 11 in 2015 and 13 in 2016 ... Is listed as the backup 'X' wide receiver with Fred Trevillion after battling injuries in fall camp heading into the season ... Is averaging 19.2 yards per catch over his career, which ranks second by an Aztec since 1996 (Derrick Lewis, 20.5 from 1999-01, min. 50 rec.) ... Twin brother, Alijah, plays cornerback at Stanford, while his older brother, King, lettered at SDSU from 2011-13.
- **2017 (Senior):** Has been named a preseason second-team all-Mountain West selection by *Phil Steele Magazine* and a fourth-team pick by *Athlon Sports*.
- **2016 (Junior):** Was a preseason fourth-team all-Mountain West selection by *Athlon Sports* ... Also was "SDSU's X-Factor" by *Sports Illustrated* and an "SDSU Player to Watch" by *Lindy's Sports* ... Caught 27 passes for 581 yards (21.5 avg.) and five touchdowns, leading the Aztecs in all three categories (tied for lead in catches, min. 4 receptions for average) despite missing the San José State game with an ankle injury ... Ranked seventh in the country in catch average (21.5) and third in the Mountain West ... Also ranked in a tie for 10th in the MW in receiving touchdowns (5) ... Finished with four catches for a career-high 160 receiving yards and a ca-

reer-high-tying two touchdowns in a start in the opener vs. New Hampshire ... Broke 100 yards for the first time of his career and became the first Aztec with 100-plus receiving yards since Ezell Ruffin had 126 vs. Air Force on Nov. 21, 2014 ... Had SDSU's most receiving yards in a game since Ruffin had 165 vs. New Mexico on Nov. 2, 2013 ... Became the 82nd player in school history with a 100-yard receiving game (320th occasion overall) ... Had a career-long 86-yard reception, tied for the seventh longest in school history and the longest since Vincent Brown caught a 90-yarder on Nov. 20, 2010 vs. Utah ... Had two receptions for 15 yards (7.5 avg.) in another start vs. California ... Finished with team highs of four catches and 67 yards (16.8 avg.), including a 33-yard touchdown at Northern Illinois ... The touchdown put SDSU up, 28-0, in the second quarter ... Came up with two catches for 47 yards (24.0 avg.), including a team-long 33-yarder at South Alabama ... Had three catches for a game-high 68 yards (22.7 avg.) in a start vs. UNLV with a long of 28 yards ... Earned the start at Fresno State, but did not find the stat sheet after exiting early with an ankle injury ... Had his streak snapped of 13 straight games with at least one catch ... Tried to play, but was held out against San José State because of the ankle injury ... Played limited statless snaps in a start at Utah State ... Made two catches for 23 yards (11.5 avg.) in a start vs. Hawai'i ... Caught four passes for 45 yards and a touchdown in a start at Nevada ... The four catches tied a career high ... It was his fourth touchdown catch of the season (first since the Northern Illinois game) ... Started again at Wyoming, but did not record a stat ... Had another good game with three receptions for 87 yards and one touchdown vs. Colorado State ... The 87 yards were the second most of his career (160 vs. New Hampshire in the opener) ... The touchdown was a 25-yarder ... The touchdown was his fifth of the season and 11th of his career ... Had two catches for 56 yards (28.0 avg.) in a start against Wyoming in the Mountain West Championship game ... The catches were for 26 and 30 yards ... Made a 12-yard grab vs. Houston in the Las Vegas Bowl.

- **2015 (Sophomore):** Was deemed a "SDSU Player to Watch" by *Lindy's Sports* ... Played in all 14 games with 11 starts, registering 24 catches for team highs of 439 yards (18.3 avg.) and six touchdowns ... The six touchdown catches ranked in a tie for sixth in the Mountain West ... His 24 catches were second on the team ... Also returned six punts for 45 yards (7.5 avg.) ... Logged significant time in the opener vs. San Diego, making two catches for 24 yards (12.0 avg.) ... Made his first career start at California, making a team-high and game-high-tying three catches for 27 yards (9.0 avg.) ... Started for the second straight game vs. South Alabama and made the best of it, making two catches for 39 yards (19.5 avg.), including a long of 30 yards ... The 30-yarder was also his first career touchdown ... Had the best game of his career in a start at Penn State, recording career highs in receptions (4) and receiving yards (78), with a long of 31 yards ... Also had a 19-yard catch (his second straight game with a TD reception), which put SDSU up, 14-13, early in the second quarter ... Started for the fourth time vs. Fresno State, making a 6-yard grab ... Played off the bench in a limited role at Hawai'i while battling an injury, but did not make a catch for the first time all season ... Caught two passes for 38 yards (19.0 avg.) at San José State in his fifth start of the year with a long of 28 yards ... Also rushed for the first time of his career for eight yards ... Started again vs. Utah State and had an 18-yard touchdown catch ... Made two catches for 72 yards (36.0 avg.) at Colorado State, including a 43-yard grab to start the game ... Came off the bench against Wyoming, making three catches for 36 yards (12.0 avg.), including a pair of touchdowns ... The first 7-yarder put SDSU up, 14-0, while the second (4 yards) came just before halftime, giving the Aztecs a 21-0 lead at the break ... Became the first Aztec with multiple touchdown catches in the same game since Ezell Ruffin had two vs. Idaho on Nov. 8, 2014 ... Also returned his first two career punts for five yards (2.5 avg.) ... Had an 18-yard grab in another start at UNLV ... Started again vs. Nevada, making a 21-yard catch and returning a punt for a career-long 38 yards ... Had a career-long 48-yard grab in another start vs. Air Force ... Started vs. Cincinnati in the Hawai'i Bowl, making a 14-yard touchdown catch that put SDSU up, 14-0, early in the first quarter ... It was the first offensive touchdown of the game.
- **2014 (Freshman):** Played in 10 games as a true freshman, making five catches for 53 yards (10.6 avg.) ... Was on the travel squad, but did not see action vs. Northern Arizona ... Did not make the trip to No. 21/23 North Carolina ... Was on the travel squad to Oregon State, but did not appear in the game ... Played in his first career collegiate game vs. UNLV, making three catches for 33 yards (11.0 avg.) ... The three grabs were tied for the second most on the team ... Played at Fresno State without recording a stat ... Played again at New Mexico, but did not find the stat sheet ... Made a 12-yard grab off the bench against Hawai'i ... Played again at Nevada but did not record a stat ... Saw time against Idaho without making a stat ... Made an 8-yard catch in a reserve role at Boise State ... Logged snaps vs. Air Force, but did not record a stat ... Saw time off the pine vs. San José State without recording a stat ... Logged time in the Pointsettia Bowl vs. Navy without finding the stat sheet.
- **High School:** Played at nearby Oceanside High School, which had five alumni on the 2013 Aztec squad ... Recorded team highs of 41 receptions for 1,229 yards and 11 touchdowns as a

senior in 2013 ... Also recorded 29 total tackles and one passes defended on defense ... Had 42 catches for 825 yards and 11 touchdowns as a junior in 2012 ... Is a three-star recruit by *Rivals.com*, *Scout.com*, *ESPN.com* and *247sports.com* ... Received a grade of 87 by 247sports and 75 by ESPN ... Finished as the 85th-best receiver in the 2014 class.

- **Personal:** Mikah Holder was born Jan. 26, 1996, in Oceanside, Calif. ... Son of William and Angela Holder ... Picked SDSU over offers from Arizona, Brigham Young, Idaho, Nevada, San José State, Utah and Yale ... Majoring in public administration.

Holder's Career Statistics

Season	GP	GS	Rec.	Yds.	Avg.	Long	TD
2014	10	0	5	53	10.6	15	0
2015	14	11	24	439	18.3	48	6
2016	13	13	27	581	21.5	86	5
Career	37	24	56	1,073	19.2	86	11

Career Highs: Receptions: 4, four times; Receiving Yards: 160 vs. New Hampshire (9/3/16); Receiving Touchdowns: 2 vs. New Hampshire (9/3/16), vs. Wyoming (11/14/15); Long Reception: 86 vs. New Hampshire (9/3/16); Carries: 1 at San José State (10/17/15); Rushing Yards: 8 at San José State (10/17/15); Long Rush: 8 at San José State (10/17/15); Punt Returns: 2 vs. Air Force (12/5/15), vs. Wyoming (11/14/15); Punt Return Yards: 38 vs. Nevada (11/28/15); Long Punt Return: 38 vs. Nevada (11/28/15).

2017 Highs:

Holder's Career Game-by-Game

Date	Opponent	GP	GS	No.	Yds.	Avg.	Lg.	TD	TD Lengths
A.30.14	Northern Arizona	---	---	---	---	---	---	---	---
S.6.14	at 21/23 No. Carolina	---	---	---	---	---	---	---	---
S.20.14	at Oregon State	---	---	---	---	---	---	---	---
S.27.14	UNLV*	1	0	3	33	11.0	15	0	
O.3.14	at Fresno State*	1	0	0	0	0.0	0	0	
O.10.14	at New Mexico*	1	0	0	0	0.0	0	0	
O.18.14	Hawai'i*	1	0	1	12	12.0	12	0	
N.1.14	at Nevada*	1	0	0	0	0.0	0	0	
N.8.14	Idaho	1	0	0	0	0.0	0	0	
N.15.14	at Boise State*	1	0	1	8	8.0	8	0	
N.21.14	Air Force*	1	0	0	0	0.0	0	0	
N.29.14	San José State*	1	0	0	0	0.0	0	0	
D.2.14	Navy#	1	0	0	0	0.0	0	0	
S.5.15	San Diego	1	0	2	24	12.0	13	0	
S.12.15	at California	1	1	3	27	9.0	14	0	
S.19.15	South Alabama	1	1	2	39	19.5	30	1	30
S.26.15	at Penn State	1	1	4	78	19.5	31	1	19
O.3.15	Fresno State*	1	1	1	6	6.0	6	0	
O.10.15	at Hawai'i*	1	0	0	0	0.0	0	0	
O.17.15	at San José State*	1	1	2	38	19.0	28	0	
O.23.15	Utah State*	1	1	1	18	18.0	18	1	18
O.31.15	at Colorado State*	1	1	2	72	36.0	43	0	
N.14.15	Wyoming*	1	0	3	36	12.0	25	2	7, 4
N.21.15	at UNLV*	1	1	1	18	18.0	18	0	
N.28.15	Nevada*	1	1	1	21	21.0	21	0	
D.5.15	Air Force``	1	1	1	48	48.0	48	0	
D.24.15	vs. Cincinnati%	1	1	1	14	14.0	14	1	14
S.3.16	New Hampshire	1	1	4	160	40.0	86	2	86, 14
S.10.16	California	1	1	2	15	7.5	8	0	
S.17.16	at Northern Illinois	1	1	4	67	16.8	33	1	33
O.1.16	at South Alabama	1	1	2	48	24.0	33	0	
O.8.16	UNLV*	1	1	3	68	22.7	28	0	
O.14.16	at Fresno State*	1	1	0	0	0.0	0	0	
O.21.16	San José State*	---	---	---	---	---	---	---	---
O.28.16	at Utah State*	1	1	0	0	0.0	0	0	
N.5.16	Hawai'i*	1	1	2	23	11.5	12	0	
N.12.16	at Nevada*	1	1	4	45	11.3	22	1	6
N.19.16	at Wyoming*	1	1	0	0	0.0	0	0	
N.26.16	Colorado State*	1	1	3	87	29.0	37	1	25
D.3.16	at Wyoming@	1	1	2	56	28.0	30	0	

Date	Opponent	GP	GS	No.	Yds.	Avg.	Lg.	TD	TD Lengths
D.17.16	vs. Houston^	1	1	1	12	12.0	12	0	
Punt Returns									
S.5.15	San Diego	1	0	0	0	0.0	0	0	
S.12.15	at California	1	0	0	0	0.0	0	0	
S.19.15	South Alabama	1	0	0	0	0.0	0	0	
S.26.15	at Penn State	1	0	0	0	0.0	0	0	
O.3.15	Fresno State*	1	0	0	0	0.0	0	0	
O.10.15	at Hawai'i	1	0	0	0	0.0	0	0	
O.17.15	at San José State*	1	0	0	0	0.0	0	0	
O.23.15	Utah State*	1	0	0	0	0.0	0	0	
O.31.15	at Colorado State*	1	0	0	0	0.0	0	0	
N.14.15	Wyoming*	1	*	2	5	2.5	5	0	
N.21.15	at UNLV*	1	0	0	0	0.0	0	0	
N.28.15	Nevada*	1	*	1	38	38.0	38	0	
D.5.15	Air Force``	1	*	2	-4	-2.0	0	0	
D.24.15	vs. Cincinnati%	1	*	1	6	6.0	6	0	

*Bold indicates season high. * - Mountain West game. # - 2014 San Diego County Credit Union Poinsettia Bowl (Qualcomm Stadium; San Diego, Calif.). `` - 2015 Sports Authority Mountain West Championship (Qualcomm Stadium; San Diego, Calif.). % - 2015 Hawai'i Bowl (Aloha Stadium; Honolulu, Hawaii). @ - 2016 Mountain West Championship (War Memorial Stadium; Laramie, Wyo.). ^ - 2016 Las Vegas Bowl (Sam Boyd Stadium; Las Vegas, Nev.). GS - * in this category the player was on the field the first time San Diego State was in the punt return formation.*

#82 PARKER HOUSTON

Tight End • Sophomore • 6-3 • 240 • Sparks, Nev. • Edward C. Reed HS

- **At San Diego State:** Young tight end with a good football IQ ... Was on the two-deep most of last year behind second-team all-conference pick David Wells ... Also took over the short snapping duties on PATs and field goals with starter Turner Bernard out with an ACL injury ... Physical with good hands, who plays bigger than his 6-3 frame ... Is listed as the backup tight end and starting short snapper heading into the UC Davis game.
- **2016 (True Freshman):** Was one of two players to be named the team's outstanding freshman ... Played in each of his final 10 games with four starts, making five catches for 32 yards (6.4 avg.) and a touchdown with a long of 14 yards, while handling short snapping duties on PATs and field goals ... Did not play in the opener vs. New Hampshire or the following week against California ... Did not see any action at Northern Illinois or at South Alabama, but was on the travel squad ... Logged his first career collegiate snaps against UNLV, mainly on special teams, but a little in offensive situations ... Was the team's short snapper on PATs and field goals as well ... Earned his first career start at tight end at Fresno State, making his first career catch - a 14-yarder ... Played again off the bench against San José State without finding the stat sheet ... Had a 5-yard grab in his second career start at Utah State ... Made another start vs. Hawai'i, but did not record a stat ... Came off the bench in front of his hometown crowd at Nevada, but did not find the stat sheet ... Had a career-high two catches for eight yards (4.0 avg.) at Wyoming, including a 3-yard touchdown ... The touchdown was the first of his career and came with no time left in the first half, giving SDSU a 17-10 lead ... Played off the bench vs. Colorado State, but did not find the stat sheet ... Earned his fourth start of the season in the MW Championship game at Wyoming, but did not record a stat ... Had a 5-yard grab in a reserve role vs. Houston in the Las Vegas Bowl.
- **High School:** A two-year letterwinner at Edward C. Reed High School in Sparks, Nev. ... Led the Raiders to a 24-5 (.828) record over his two seasons, including a 9-1 (.900) mark in league play ... Helped the Raiders capture a regional championship in 2015 (13-1, 5-0 league) and finish with their first regular season undefeated team since 1983 ... Caught 42 passes for 377 yards and six touchdowns as a senior and 40 catches for 525 yards and 10 touchdowns as a junior ... Added 20 tackles on defense as a senior ... Was a two-time first-team all-league and all-region selection ... Also was a two-time all-state pick, including one first-team nod ... A three-star recruit by Rivals and Scout, and a two-star pick by 247sports ... Rivals and Scout ranks him as the No. 2 tight end in the state of Nevada ... Received a grade of 79 by Scout ... Also played basketball and baseball at Reed HS.
- **Personal:** Parker Houston was born Dec. 6, 1997, in Reno, Nev. ... Also received offers from Idaho, Nevada and Toledo in the recruiting process ... Is majoring in criminal justice.

Houston's Career Statistics**Receiving**

Season	GP	GS	Rec.	Yds.	Avg.	Long	TD
2016	10	4	5	32	6.4	14	1
Career	10	4	5	32	6.4	14	1

Career Highs: Receptions: 2 at Wyoming (11/19/16); Receiving Yards: 14 at Fresno State (10/14/16); Receiving Touchdowns: 1 at Wyoming (11/19/16); Long Reception: 14 at Fresno State (10/14/16).

2017 Highs:

Houston's Career Game-by-Game**Receiving**

Date	Opponent	GP	GS	No.	Yds.	Avg.	Lg.	TD	TD Lengths
S.3.16	New Hampshire			---	Did Not Play	---			
S.10.16	California			---	Did Not Play	---			
S.17.16	at Northern Illinois			---	Did Not Play	---			
O.1.16	at South Alabama			---	Did Not Play	---			
O.8.16	UNLV*	1	0	0	0	0.0	0	0	
O.14.16	at Fresno State*	1	1	1	14	14.0	14	0	
O.21.16	San José State*	1	0	0	0	0.0	0	0	
O.28.16	at Utah State*	1	1	1	5	5.0	5	0	
N.5.16	Hawai'i*	1	1	0	0	0.0	0	0	
N.12.16	at Nevada*	1	0	0	0	0.0	0	0	
N.19.16	at Wyoming*	1	0	2	8	4.0	5	1	3
N.26.16	Colorado State*	1	0	0	0	0.0	0	0	
D.3.16	at Wyoming@	1	1	0	0	0.0	0	0	
D.17.16	vs. Houston^	1	0	1	5	5.0	5	0	

*Bold indicates season high. * - Mountain West game. @ - 2016 Mountain West Championship (War Memorial Stadium; Laramie, Wyo.). ^ - 2016 Las Vegas Bowl (Sam Boyd Stadium; Las Vegas, Nev.).*

#60 KEITH ISMAEL

Center • RS-Freshman • 6-3 • 310 • Daly City, Calif. • Sacred Heart Cathedral Prep

- **At San Diego State:** Big, athletic offensive lineman with excellent technique ... Has a ton of potential ... Was slated to start at left guard as a redshirt freshman heading into fall camp, but moved to center, where he is now projected to start vs. UC Davis.
- **2016 (Redshirt):** Redshirted his first season with the Aztecs, but was on the two-deep and traveled the entire year as a true freshman.
- **High School:** Earned two letters at Sacred Heart Cathedral Prep in San Francisco ... Was a first-team all-league pick ... Also was a second-team all-metro honoree ... Named the team's offensive lineman MVP ... A two-star recruit by both Rivals and Scout ... Also played lacrosse at SHCP.
- **Personal:** Keith Edward Ismael was born July 25, 1998, in San Francisco ... Son of George and Johanna Ismael ... Picked San Diego State over offers from Air Force, Army, Colorado State, Eastern Washington, Hawai'i, Montana, San Jose State, UC Davis and Utah State ... Is majoring in aerospace engineering.

#22 CHASE JASMIN

Running Back • RS-Freshman • 5-11 • 195 • Agoura Hills, Calif. • Westlake HS

- **At San Diego State:** Speedy, evasive running back ... Will look to get on the field this year after learning from Doak Walker Award finalist Donnell Pumphrey ... Is third on the depth chart heading into the opener vs. UC Davis.
- **2016 (Redshirt):** Utilized his redshirt season.
- **High School:** Earned three letters at Westlake High School in Westlake Village, Calif. ... Rushed for 2,808 yards and 24 touchdowns over his three-year career on 378 attempts (7.4 avg.), breaking 100 yards on 12 occasions (according to MaxPreps) ... Added 30 career receptions for 315 yards (10.5 avg.) and another score ... Ran for 979 yards and 11 touchdowns on 149 carries (6.6 avg.) as a senior with five 100-yard rushing games ... Also caught 14 passes for 198 yards (14.1 avg.) ... Rushed for 1,413 yards and 13 touchdowns on 157 attempts (9.0 avg.) as a junior with seven 100-yard rushing games ... Added nine catches for 54 yards (6.0 avg.) and another score ... Carried 72 times for 416 yards (5.8 avg.) and two touchdowns as

a sophomore, while adding seven catches for 63 yards (9.0 avg.) ... An all-Marmonte League and all-CIF selection ... A three-star recruit by Rivals, Scout, 247sports and ESPN ... Scout ranks him as the eight-best running back in California and 10th on the West Coast ... Received a grade of 85 by Scout and a 75 by ESPN ... Also competed in boxing growing up.

- **Personal:** Chase Donovan Jasmin was born Sept. 10, 1998, in Agoura Hills, Calif. ... Son of Robert and Deborah Jasmin ... Also received offers from Arizona, Colorado, Montana State, Nevada, Oregon State, San Jose State, Washington, Washington State and Wyoming, while receiving interest from USC ... Undecided on a major.

#37 DWAYNE JOHNSON, JR.

Aztec • RS-Freshman • 6-2 • 205 • Murrieta, Calif. • Vista Murrieta HS

- **At San Diego State:** Hard-hitting safety who figures to get time now in his second season with the program ... Is listed as the co-backup with Will Stricklin to Parker Baldwin heading into the opener.
- **2016 (Redshirt):** Redshirted his first year with the Aztecs.
- **High School:** Was a three-year letterwinner at Vista Murrieta High School ... Over his three years the Broncos went 35-7 (.833) and 15-0 in league play ... Led VMHS to a 12-2 record as a senior, including a 5-0 mark in league play and eventual No. 12 state ranking ... Vista Murrieta was also 11-3 (5-0 league) in 2014 and 12-2 (5-0 league) in 2013 ... Totaled 207 tackles (120 solo), seven tackles for loss, eight interceptions, 22 pass deflections, a forced fumble, three fumble recoveries, two blocked punts and a blocked field goal over his final two years (according to MaxPreps) ... Is a three-star recruit by Scout and 247 sports, and a two-star recruit by Rivals and ESPN ... Scout rated him as the 17th-best safety in California and the 26th best on the West Coast ... Received a grade of 83 by 247sports and a 68 by ESPN ... Was a member of the basketball team at Vista Murrieta HS.
- **Personal:** Dwayne W. Johnson, Jr., was born March 11, 1997, in Oceanside, Calif. ... Son of Dwayne Johnson, Sr., and Keshia Johnson, and stepson of Reki Hicks ... Chose the Aztecs over an offer from UNLV, while also receiving interest from Fresno State ... Undecided on a major.

#7 KAMERON KELLY

Cornerback • Senior • 6-2 • 200 • Murphy, Texas • Wylie High

- **At San Diego State:** An athletic, player who came to SDSU as an "athlete" and played right away as a true freshman in 2014 ... Is making the move to cornerback this year after playing as a Warrior (safety) his first three seasons ... Also has seen time as a kick returner ... Is listed as one of the two starting cornerbacks heading into his final season.
- **2017 (Senior):** Has been chosen as a captain by his teammates ... Has been named a pre-season second-team all-Mountain West selection by *Phil Steele Magazine* and a third-team pick by *Athlon Sports*, despite playing safety his first three years at SDSU ... *College Football News* deemed him the "No. 19 Cornerback in FBS."
- **2016 (Junior):** Played in all 14 of SDSU's games, making 38 tackles (19 solo) with five interceptions for 47 yards and six pass breakups ... Tied for the team lead in punt return tackles (4) and tied for third in special teams tackles (9) ... Ranked third in the MW and tied for 31st nationally in interceptions per game (0.36) ... Came off the bench vs. New Hampshire in the opener to make one assisted tackle with a pass breakup ... Had a big game off the bench vs. California, making four tackles (all solo) with an interception and a pass breakup ... The interception came in the end zone and led to an Aztec touchdown ... Made a solo stop off the bench at Northern Illinois ... Registered three stops (two solo) in a reserve role at South Alabama ... Had two tackles (one solo) off the pine vs. UNLV ... Had four tackles and a 20-yard interception off the bench at Fresno State ... Registered three tackles (two solo) with a PBU in a reserve role vs. San José State ... Made four stops (all assisted) at Utah State ... Came up with three tackles - all solo - off the bench vs. Hawai'i ... Had a good game in a reserve role at Nevada, registering two stops with an interception and a pass breakup ... The interception led to an Aztec touchdown run ... Registered a season-high five tackles off the bench at Wyoming ... Came up with four stops off the pine vs. Colorado State ... Had a pass breakup in significant time off the bench at Wyoming in the MW Championship game ... Had two tackles and a career-high two interceptions vs. Houston in the Las Vegas Bowl ... The interceptions were his fourth and fifth of the season, and sixth and seventh of his career.
- **2015 (Sophomore):** Had 58 tackles (37 solo) in 13 games (all starts) with three tackles for loss, three pass breakups and two interceptions for 31 yards... Missed the opener with San Diego for violation of team rules ... Made his first career start in just his seventh game at California ... Finished with four tackles (two solo) ... Came up with four tackles (one solo) and his

first career pass breakup in his second straight start vs. South Alabama ... Had eight tackles (six solo) at Penn State in his third consecutive start, while adding a pass breakup with a diving play in the end zone ... Had just nine career tackles prior to recording eight at PSU ... Recorded four tackles (three solo) with a pass breakup in a fourth straight start vs. Fresno State ... Made eight tackles (five solo) in another start at Hawai'i ... The eight stops matched a career high ... Registered five stops in a start at San José State ... Had a solo stop against Utah State in another start ... Made three tackles (two solo) and had his first career interception for 16 yards at Colorado State ... The interception led to a 54-yard field goal by Donny Hageman as time expired in the first half, giving the Aztecs a 13-10 lead ... Made one solo tackle, a 1-yard loss, in another start against Wyoming ... Came up with three solo tackles, a 15-yard interception and a tackle for loss in a start at UNLV ... Finished with an assisted tackle against Nevada in a starting role ... Came up with seven tackles (five solo) vs. Air Force in the Mountain West Championship game ... Made a career-high nine stops (seven solo) with a tackle for loss in another start vs. Cincinnati in the Hawai'i Bowl.

- **2014 (Freshman):** Worked into the two-deep as a true freshman heading into the Fresno State game as the backup to Trey Lomax at one of the two Warrior spots, where he remained for three contests before having surgery on a leg for compartment syndrome late after the Hawai'i game on Oct. 18 ... Missed the final six games with that injury ... Played in six games, making one tackle and blocking a punt ... Was one of eight true freshmen to see action ... Also saw time on special teams, mainly as a kick returner, where he returned five kicks for 131 yards (26.2 avg.) ... The 26.2 average led the team, while his long of 56 yards was second ... Did not play in the opener vs. Northern Arizona ... Came off the bench in his first collegiate appearance at No. 21/23 North Carolina, but did not record a stat ... Logged his first career tackle on special teams at Oregon State ... Played again against UNLV, blocking a punt, SDSU's lone blocked punt of the season ... Logged time on special teams at Fresno State, where he returned a kick 56 yards, the longest by an Aztec this season ... Played again at New Mexico and had a 13-yard kick return ... Logged time again against Hawai'i, returning a kick for 25 yards ... Was taken out late in the game with a leg injury ... Later was diagnosed with compartment syndrome and was operated on early the next day (Oct. 19), ending his season ... Did not travel to the Nevada contest ... Did not suit up against Idaho ... Also did not travel to Boise State ... Did not suit up again vs. Air Force ... Also did not play vs. San José State ... Could have played vs. Navy in the Poinsettia Bowl, but was held out as a precaution.

- **High School:** A three-year letterwinner at Wylie High School in Murphy, Texas ... Named the 4A Region II District 13 Player of the Year after racking up 4,000 all-purpose yards ... An academic all-state selection ... Completed 56-of-96 passes (58.3 percent) for 841 yards with five touchdowns as a senior ... Led the Pirates to a 9-5 overall record and an appearance in the 4A D1 Quarterfinals ... Also rushed for 568 yards and 13 touchdowns on 86 carries and caught 59 passes for 950 yards and 11 scores ... Recorded seven interceptions on defense ... Lettered in basketball and track & field as well ... Is a three-star recruit by Scout.com, and a two-star recruit by both Rivals.com and 247sports.com ... 247sports gave him a grade of 75.

- **Personal:** Kameron Rashad Kelly was born Aug. 19, 1996, in Round Rock, Texas ... Son of Curley Kelly and Toni Milburn and stepson of Joseph Milburn and Millie Kelly ... Chose SDSU over offers from Alabama A&M, Alabama State, Florida A&M, Grambling, Houston Baptist, Kent State, Lamar, Louisiana-Monroe, Navy, Northern Colorado, Prairie View A&M, Sam Houston State, South Dakota State, Stephen F. Austin, Texas Southern and Texas Tech ... Is majoring in social science.

Kelly's Career Statistics

Defense

Season	GP	GS	UA	A	TT	TFL	Sk	Int.	PBU	FF	FR
2014	6	0	0	1	1	0.0	0.0	0	0	0	0
2015	13	13	37	21	58	3.0	0.0	2	3	0	0
2016	14	0	19	19	38	0.0	0.0	5	6	0	0
Career	33	13	56	41	97	3.0	0.0	7	9	0	0

Career Highs: Tackles: 9 vs. Cincinnati (12/24/15); Tackles For Loss: 1.0 vs. Cincinnati (12/24/15), at UNLV (11/21/15), vs. Wyoming (11/14/15); Interceptions: 2 vs. Houston (12/17/16); Pass Breakups: 1, nine times; Blocked Punts: 1 vs. UNLV (9/27/14); Kick Returns: 2 vs. UNLV (9/27/14); Long Kick Return: 56 at Fresno State (10/3/14); Kick Return Yards: 56 at Fresno State (10/3/14).

2017 Highs:

Kelly's Career Game-by-Game

Defense

Date	Opponent	GP	GS	UA	A	TT	TFL	Sk.	Int.	PBU	FF	FR
A.30.14	Northern Arizona	--- Did Not Play ---										
S.6.14	at 21/23 No. Carolina	1	0	0	0	0	0.0	0.0	0	0	0	0
S.20.14	at Oregon State	1	0	0	1	1	0.0	0.0	0	0	0	0
S.27.14	UNLV*	1	0	0	0	0	0.0	0.0	0	0	0	0
0.3.14	at Fresno State*	1	0	0	0	0	0.0	0.0	0	0	0	0
0.10.14	at New Mexico*	1	0	0	0	0	0.0	0.0	0	0	0	0
0.18.14	Hawai'i*	1	0	0	0	0	0.0	0.0	0	0	0	0
N.1.14	at Nevada*	--- Did Not Play - Injured ---										
N.8.14	Idaho	--- Did Not Play - Injured ---										
N.15.14	at Boise State*	--- Did Not Play - Injured ---										
N.21.14	Air Force*	--- Did Not Play - Injured ---										
N.29.14	San José State*	--- Did Not Play - Injured ---										
D.23.14	Navy#	--- Did Not Play - Injured ---										
S.5.15	San Diego	--- Did Not Play - Suspended ---										
S.12.15	at California	1	1	2	2	4	0.0	0.0	0	0	0	0
S.19.15	South Alabama	1	1	1	3	4	0.0	0.0	0	1	0	0
S.26.15	at Penn State	1	1	6	2	8	0.0	0.0	0	1	0	0
0.3.15	Fresno State*	1	1	3	1	4	0.0	0.0	0	1	0	0
0.10.15	at Hawai'i*	1	1	5	3	8	0.0	0.0	0	0	0	0
0.17.15	at San José State*	1	1	1	4	5	0.0	0.0	0	0	0	0
0.23.15	Utah State*	1	1	1	0	1	0.0	0.0	0	0	0	0
0.31.15	at Colorado State*	1	1	2	1	3	0.0	0.0	1	0	0	0
N.14.15	Wyoming*	1	1	1	0	1	1.0	0.0	0	0	0	0
N.21.15	at UNLV*	1	1	3	0	3	1.0	0.0	1	0	0	0
N.28.15	Nevada*	1	1	0	1	1	0.0	0.0	0	0	0	0
D.5.15	Air Force`	1	1	5	2	7	0.0	0.0	0	0	0	0
D.24.15	vs. Cincinnati%	1	1	7	2	9	1.0	0.0	0	0	0	0
S.3.16	New Hampshire	1	0	0	1	1	0.0	0.0	0	1	0	0
S.10.16	California	1	0	4	0	4	0.0	0.0	1	1	0	0
S.17.16	at Northern Illinois	1	0	1	0	1	0.0	0.0	0	0	0	0
0.1.16	at South Alabama	1	0	2	1	3	0.0	0.0	0	0	0	0
0.8.16	UNLV*	1	0	1	1	2	0.0	0.0	0	0	0	0
0.14.16	at Fresno State*	1	0	1	3	4	0.0	0.0	1	0	0	0
0.21.16	San José State*	1	0	2	1	3	0.0	0.0	0	1	0	0
0.28.16	at Utah State*	1	0	0	4	4	0.0	0.0	0	0	0	0
N.5.16	Hawai'i*	1	0	3	0	3	0.0	0.0	0	0	0	0
N.12.16	at Nevada*	1	0	1	1	2	0.0	0.0	1	1	0	0
N.19.16	at Wyoming*	1	0	2	3	5	0.0	0.0	0	0	0	0
N.26.16	Colorado State*	1	0	1	3	4	0.0	0.0	0	0	0	0
D.3.16	at Wyoming@	1	0	0	0	0	0.0	0.0	0	1	0	0
D.17.16	vs. Houston^	1	0	1	1	2	0.0	0.0	2	1	0	0

*Bold indicates season high. * - Mountain West game. # - 2014 San Diego County Credit Union Poinsettia Bowl (Qualcomm Stadium; San Diego, Calif.). ` - 2015 Sports Authority Mountain West Championship (Qualcomm Stadium; San Diego, Calif.). % - 2015 Hawai'i Bowl (Aloha Stadium; Honolulu, Hawaii). @ - 2016 Mountain West Championship (War Memorial Stadium; Laramie, Wyo.). ^ - 2016 Las Vegas Bowl (Sam Boyd Stadium; Las Vegas, Nev.).*

#39 RONLEY LAKALAKA

Linebacker • Junior • 6-0 • 225 • Kalihi, Hawaii • Punahou HS

- **At San Diego State:** Physical linebacker who has become one of the leaders on defense ... Moved into the two-deep for the South Alabama game as a true freshman in 2015 with Jake Fely injured and stayed there for the rest of the season, before starting 13 of 14 games last year ... A good run stopper who is not afraid of contact ... Slated to start at one of the two outside linebacker spots in Rocky Long's 3-3-5 defense heading into the 2017 season.
- **2017 (Junior):** Is on the Polynesian College Football Player of the Year Watch List ... Also is a preseason first-team all-Mountain West pick by Street & Smith's, and a second-team selection by both Athlon Sports and Lindy's Sports ... Pete Fiutak of Campus Insiders called him "SDSU's Best Defensive Player."
- **2016 (Sophomore):** Played in all 14 games, starting 13 times ... Had 73 tackles (37 solo) to go along with three tackles for loss, an 8-yard sack, two interceptions for 20 yards and a

touchdown, a pass breakup and five quarterback hurries ... The 73 tackles ranked second on the team ... Came up with a then-career-high five tackles (three solo) in his first career start against New Hampshire in the opener ... Had another good game off the bench against California, registering four tackles (two solo) and a 9-yard interception returned for a touchdown ... The touchdown put the Aztecs up, 28-21, late in the second quarter, a lead they would never relinquish ... The interception (and touchdown) was the first of his career ... Earned his second career start at Northern Illinois, making four stops (two solo) ... Had three tackles (two solo) in a start at South Alabama ... Came up with four tackles (three solo) in a fourth start vs. UNLV ... Also had a 1/2 tackle for loss for two yards and his first two career quarterback hurries ... Registered three tackles in a fourth straight start at Fresno State ... Came up with two stops (one solo) and three quarterback hurries in a start against San José State ... Had six tackles in a start at Utah State, leading the team in stops for the first time of his career ... Had another good game in a start vs. Hawai'i, coming up with four tackles and a 11-yard interception ... The interception led to a John Baron field goal ... Made five stops in another start at Nevada ... Finished with a career-high 12 tackles (eight solo) and a PBU at Wyoming ... Led the team in tackles for the second time of the season (and career) ... Reached double digits in tackles for the first time of his career ... Registered six tackles in a start vs. Colorado State ... Came up with six stops (four solo), including a career-high 1.5 tackles for loss in a start at Wyoming in the MW Championship game ... Totaled nine tackles (five solo) with an 8-yard tackle for loss (and sack) against Houston in the Las Vegas Bowl ... The sack was the first of his career.

- **2015 (Freshman):** Played in 11 games on the season, making 11 tackles with one quarterback hurry ... Mainly was used on special teams, but gradually logged more snaps in the backfield toward the end of the season ... Was on the travel roster, but did not play in the first three games of the season against San Diego, at California and vs. South Alabama ... Logged his first appearance of his Division I career at Penn State on special teams without finding the stat sheet ... Played again vs. Fresno State, but did not record a stat ... Logged his first stat, making an assisted tackle at Hawai'i ... Logged significant snaps on defense at San José State with starter Jake Fely injured for the second half ... Had three tackles (two solo) in the contest ... Had a solo tackle against Utah State off the bench ... Came up with an assisted stop in time off the pine at Colorado State ... Made an assisted tackle against Wyoming ... Registered two stops (one solo) off the pine at UNLV ... Did not record a stat in time off the bench vs. Nevada ... Also did not find the stat sheet in a reserve role vs. Air Force in the Mountain West Championship game ... Had two tackles (one solo) and picked up his first career quarterback hurry vs. Cincinnati in the Hawai'i Bowl.
- **High School:** Recorded a team-high seven sacks, along with two interceptions as a senior at Punahou High School in Kalihi, Hawaii, according to MaxPreps.com ... Led Punahou to an 8-1 overall record and an appearance in the HHSAA Division I championship game in 2014 ... Was a two-time all-state first-team selection and a two-time ILH first-team pick ... Led the team in tackles and was chosen as the hardest hitting player on the team ... A three-star recruit by Scout and a two-star recruit by Rivals.
- **Personal:** Ronley Saumaniafaese Lealao Lakalaka was born Jan. 23, 1997, in Honolulu, Hawaii ... Picked SDSU over an offer from Hawai'i and also had interest from California ... Brother, Steven, played running back at Hawai'i from 2013-16, while his younger brother, Seyddrick, is a true freshman at San Diego State this year ... Is majoring in social science.

Lakalaka's Career Statistics

Season	GP	GS	UA	A	TT	TFL	Sk	Int.	PBU	FF	FR
2015	11	0	5	6	11	0.0	0.0	0	0	0	0
2016	14	13	37	36	73	3.0	1.0	2	1	0	0
Career	25	13	42	42	84	3.0	1.0	2	1	0	0

Career Highs: Tackles: 12 at Wyoming (11/19/16); Tackles For Loss: 2.0 at Wyoming (12/3/16); Sacks: 1.0 vs. Houston (12/17/16); Interceptions: 1 vs. Hawai'i (11/5/16), vs. California (9/10/16); Pass Breakups: 1 at Wyoming (11/19/16); Defensive Touchdowns: 1 vs. California (9/10/16).

2017 Highs:

Lakalaka's Career Game-by-Game

Date	Opponent	GP	GS	UA	A	TT	TFL	Sk.	Int.	PBU	FF	FR
S.5.15	San Diego											
S.12.15	at California											
S.19.15	South Alabama											
S.26.15	at Penn State	1	0	0	0	0	0.0	0.0	0	0	0	0
O.3.15	Fresno State*	1	0	0	0	0	0.0	0.0	0	0	0	0
O.10.15	at Hawai'i*	1	0	0	1	1	0.0	0.0	0	0	0	0

O.17.15	at San José State*	1	0	2	1	3	0.0	0.0	0	0	0	0
O.23.15	Utah State*	1	0	1	0	1	0.0	0.0	0	0	0	0
O.31.15	at Colorado State*	1	0	0	1	1	0.0	0.0	0	0	0	0
N.14.15	Wyoming*	1	0	0	1	1	0.0	0.0	0	0	0	0
N.21.15	at UNLV*	1	0	1	1	2	0.0	0.0	0	0	0	0
N.28.15	Nevada*	1	0	0	0	0	0.0	0.0	0	0	0	0
D.5.15	Air Force``	1	0	0	0	0	0.0	0.0	0	0	0	0
D.24.15	vs. Cincinnati%	1	0	1	1	2	0.0	0.0	0	0	0	0
S.3.16	New Hampshire	1	1	3	2	5	0.0	0.0	0	0	0	0
S.10.16	California	1	0	2	2	4	0.0	0.0	1	0	0	0
S.17.16	at Northern Illinois	1	1	2	2	4	0.0	0.0	0	0	0	0
O.1.16	at South Alabama	1	1	2	1	3	0.0	0.0	0	0	0	0
O.8.16	UNLV*	1	1	3	1	4	0.5	0.0	0	0	0	0
O.14.16	at Fresno State*	1	1	1	2	3	0.0	0.0	0	0	0	0
O.21.16	San José State*	1	1	1	1	2	0.0	0.0	0	0	0	0
O.28.16	at Utah State*	1	1	1	5	6	0.0	0.0	0	0	0	0
N.5.16	Hawai'i*	1	1	1	3	4	0.0	0.0	1	0	0	0
N.12.16	at Nevada*	1	1	2	3	5	0.0	0.0	0	0	0	0
N.19.16	at Wyoming*	1	1	8	4	12	0.0	0.0	0	1	0	0
N.26.16	Colorado State*	1	1	2	4	6	0.0	0.0	0	0	0	0
D.3.16	at Wyoming*	1	1	4	2	6	1.5	0.0	0	0	0	0
D.17.16	vs. Houston^	1	1	5	4	9	1.0	1.0	0	0	0	0

*Bold indicates season high. * - Mountain West game. `` - 2015 Sports Authority Mountain West Championship (Qualcomm Stadium; San Diego, Calif.). % - 2015 Hawai'i Bowl (Aloha Stadium; Honolulu, Hawaii). @ - 2016 Mountain West Championship (War Memorial Stadium; Laramie, Wyo.). ^ - 2016 Las Vegas Bowl (Sam Boyd Stadium; Las Vegas, Nev.).*

#34 ISAAC LESSARD

Fullback • Sophomore • 6-3 • 240 • Sacramento, Calif. • Jesuit HS

- **At San Diego State:** Was recruited as a linebacker, but moved to fullback for the 2015 fall camp ... Is listed as the backup to senior Nick Bawden heading into the 2017 opener with UC Davis.
- **2016 (Freshman):** Played in eight games on the season without recording a stat ... According to Pro Football Focus, logged 49 snaps for the year ... Played 13 snaps in the opener against New Hampshire and one the following game vs. California ... Played three snaps vs. UNLV ... After not playing against Fresno State, logged snaps in four straight weeks, including nine against San José State, seven at Utah State, seven vs. Hawai'i and three at Nevada ... Also saw action at Colorado State with six snaps.
- **2015 (Redshirt):** Utilized his redshirt season.
- **High School:** Led Jesuit High School in Sacramento, Calif., with 58 total tackles and four tackles for loss, along with two sacks, two interceptions and a fumble recovery as a senior according to Max-Preps.com ... Named first-team all-Delta League, first-team all-Metro, team captain and team's defensive MVP as a senior ... Led the Marauders to a 9-3 overall record in 2014 and an appearance in the second round of the CIF Sac-Joaquin Section playoffs ... Played quarterback his junior season at Yuba City High, completing 89 of 173 pass attempts (51 percent) for 1,711 yards and 16 touchdowns, while rushing for 307 yards and eight scores ... A first-team all-Tri County Conference and all-Area selection, and a team captain as a junior ... Helped lead the Honkers to an appearance in the third round of the CIF Sac-Joaquin playoffs in 2013 ... Also played rugby in high school.
- **Personal:** Isaac Pryde Lessard was born April 17, 1997, in Sacramento, Calif. ... Son of Norm and Noel Lessard ... Father, Norm, played college football at Fresno State ... Chose San Diego State over Sacramento State ... A criminal justice major.

#3 TREY LOMAX

Warrior • Senior • 5-11 • 195 • San Diego, Calif. • Mira Mesa HS

- **At San Diego State:** Fantastic athlete, who was also recruited to play baseball at San Diego State ... Is slated as one of the two starters at the Warrior (safety) spot after starting 13 games there last year ... Has led SDSU in tackles in two games.
- **2017 (Senior):** Has been chosen as a captain by his teammates.
- **2016 (Junior):** Earned the start at one of the two Warrior spots in the first 12 games and 13 overall, only not starting vs. Wyoming in the MW Championship game when SDSU started four

linebackers ... Had 33 tackles (18 solo), 1.5 tackles for loss, a 10-yard interception and five pass breakups ... Made the start at one of the Warrior spots in the opener vs. New Hampshire, but did not find the stat sheet ... Started again vs. California, making four tackles (two solo) ... Made two tackles and chipped in with a 10-yard interception in a third straight start at Northern Illinois ... Registered three tackles (one solo) and a pass breakup at South Alabama in a fourth consecutive start ... Had an assisted tackle against UNLV in a starting role ... Came up with three stops (two solo) in a start at Fresno State ... Had a good game against San José State in another start, making a solo tackle - a 3-yard stop behind the line of scrimmage - and a pass breakup ... Started once again at Utah State, making three stops (one solo), including 0.5 TFL for two yards ... Had a solo tackle and a career-high two pass breakups in a start vs. Hawai'i ... Made four stops and had a pass breakup in a 10th straight start at Nevada ... The PBU was deflected to Kameron Kelly for an interceptions ... Made two solo tackles in a start at Wyoming ... Had a season-high seven tackles (five solo) against Colorado State ... His previous best on the year was four stops ... Registered two assisted tackles in the MW Championship game at Wyoming off the bench ... Did not record a stat in playing time as a starter vs. Houston in the Las Vegas Bowl.

● **2015 (Sophomore):** Was a fourth-team all-Mountain West preseason selection by Phil Steele ... Was named a "SDSU Player to Watch" by *Lindy's Sports* ... Was slated as one of the two starting Warriors in Rocky Long's 3-3-5 defense once again after a solid 2014 season, but hurt his knee in the opener and missed the next six games ... Came back to play against Utah State and started vs. Nevada at the Aztec spot with Na'im McGee sitting out the first week with a target penalty the week before ... Finished with nine tackles (six solo), including a tackle for loss, and a fumble recovery in two starts and five games ... Started the opener with San Diego, recording three tackles (two solo), including one behind the line of scrimmage, before leaving early with a knee injury ... Missed the next six games with the same knee injury ... Returned to play limited snaps against Utah State without recording a stat ... Had one assisted tackle and a fumble recovery in a reserve role at Colorado State ... The fumble recovery came in the end zone as the Rams were driving to try and tie the game up at 7-7 on their opening possession ... Did not play against Wyoming ... Saw limited time at UNLV without finding the stat sheet ... Started for the first time of his career at the Aztec spot against Nevada, making a season-high five tackles (four solo) ... Did not play in the Mountain West Championship vs. Air Force ... Also did not see any action vs. Cincinnati in the Hawai'i Bowl.

● **2014 (Freshman):** Received the Outstanding Freshman Award at the team banquet ... Played in his first 12 career games, starting the first 10 and again vs. San José State in the regular season finale ... Ranked in a tie for third on the team with 63 tackles and led the team with two fumble recoveries for 15 yards ... The 63 tackles were the most by an Aztec freshman since Andrew Preston had 72 in 2007 ... Also had three tackles for loss, a sack and three PBU's ... Made his first career start in his first career appearance in the opener vs. Northern Arizona ... Came up with six tackles, including four solo stops ... The six tackles were tied for second on the team ... Had a game-high 10 tackles (seven solo) at North Carolina ... The seven solo stops also were a game high ... Made a career-high 11 stops (six solo) at Oregon State ... The 11 stops tied J.J. Whittaker for the most of either team ... Made five tackles (four solo) with his first career sack and tackle for loss in the MW opener vs. UNLV ... Had another good game in his fifth straight start at Fresno State, recording four tackles (two solo), a 3-yard TFL and his first career fumble recovery, which he returned 10 yards ... Logged another start at New Mexico, where he had three solo stops, a TFL and his first career pass breakup ... Came up with three tackles (two solo) in a start against Hawai'i ... Made five tackles (three solo) in an eighth consecutive start at Nevada ... Recorded six stops (three solo) and added a PBU in a start at Warrior vs. Idaho ... Registered six tackles (three solo) in a 10th straight start at Boise State ... Came off the bench for the first time vs. Air Force with the defense moving to four linebackers and dropping to four defensive backs against the Falcons' unusual offense ... Did not make a tackle, but came up with his team-leading second fumble recovery of the season, which he returned five yards ... The recovery led to an Aztec field goal ... Had four stops with a PBU against San José State in his 11th start of the year ... Suited up, but did not play for the first time of the season vs. Navy in the Poinsettia Bowl.

● **2013 (Redshirt):** Gained valuable practice experience in his redshirt season, working behind five senior safeties, including 2014 NFL Draft picks Nat Berhe and Eric Pinkins.

● **High School:** Local prospect from Mira Mesa High School ... Two-time first-team all-Eastern League selection and 2012 offensive MVP ... A two-year captain ... As a junior in 2011, had 109 tackles (82 solo) and four pass deflections as a defensive back, while scoring four times and passing for another four scores as a running back, wide receiver and quarterback ... A three-star recruit with a scout grade of 72 by ESPN ... A two-star recruit by both *Rivals.com* and *Scout.com* ... *247Sports.com* gave him an 85 and ranked him as the 78th-best safety in the country ... Hit .341 in 2012 for the Marauders with 22 runs, 16 RBIs and 10 stolen bases

... A two-time first-team all-league pick in baseball and team captain in 2012.

● **Personal:** Phillip Anthony Lomax III was born Dec. 5, 1994, in San Diego, Calif. ... Son of Phillip and Jamie Lomax ... Picked SDSU over Arizona State, Oregon State and Washington State, and also had interest from Cincinnati, Oregon, Tennessee, UCLA, USC and Washington ... Is working on a master's degree in homeland security.

Lomax's Career Statistics

Season	GP	GS	UA	A	TT	TFL	Sk	Int.	PBU	FF	FR
2014	12	11	38	25	63	3.0	1.0	0	3	0	2
2015	5	2	6	3	9	1.0	0.0	0	0	0	1
2016	14	13	18	15	33	1.5	0.0	1	5	0	0
Career	31	26	62	43	105	5.5	1.0	1	8	0	3

Career Highs: Tackles: 11 at Oregon State (9/21/14); Tackles For Loss: 1.0, five times; Sacks: 1.0 vs. UNLV (9/27/14); Interceptions: 1 at Northern Illinois (9/17/16); Pass Breakups: 2 vs. Hawai'i (11/5/16); Fumble Recoveries: 1 at Colorado State (10/31/15), vs. Air Force (11/21/14), at Fresno State (10/3/14).

2017 Highs:

Lomax's Career Game-by-Game

Date	Opponent	GP	GS	UA	A	TT	TFL	Sk.	Int.	PBU	FF	FR
A.30.14	Northern Arizona	1	1	4	2	6	0.0	0.0	0	0	0	0
S.6.14	at 21/23 No. Carolina	1	1	7	3	10	0.0	0.0	0	0	0	0
S.20.14	at Oregon State	1	1	6	5	11	0.0	0.0	0	0	0	0
S.27.14	UNLV*	1	1	4	1	5	1.0	1.0	0	0	0	0
O.3.14	at Fresno State*	1	1	2	2	4	1.0	0.0	0	0	0	1
O.10.14	at New Mexico*	1	1	3	0	3	1.0	0.0	0	1	0	0
O.18.14	Hawai'i*	1	1	2	1	3	0.0	0.0	0	0	0	0
N.1.14	at Nevada*	1	1	3	2	5	0.0	0.0	0	0	0	0
N.8.14	Idaho	1	1	3	3	6	0.0	0.0	0	1	0	0
N.15.14	at Boise State*	1	1	3	3	6	0.0	0.0	0	0	0	0
N.21.14	Air Force*	1	0	0	0	0	0.0	0.0	0	0	0	1
N.29.14	San José State*	1	1	1	3	4	0.0	0.0	0	1	0	0
D.23.14	Navy#	--- Did Not Play ---										
S.5.15	San Diego	1	1	2	1	3	1.0	0.0	0	0	0	0
S.12.15	at California	--- Did Not Play - Injured ---										
S.19.15	South Alabama	--- Did Not Play - Injured ---										
S.26.15	at Penn State	--- Did Not Play - Injured ---										
O.3.15	Fresno State*	--- Did Not Play - Injured ---										
O.10.15	at Hawai'i*	--- Did Not Play - Injured ---										
O.17.15	at San José State*	--- Did Not Play - Injured ---										
O.23.15	Utah State*	1	0	0	0	0	0.0	0.0	0	0	0	0
O.31.15	at Colorado State*	1	0	0	1	1	0.0	0.0	0	0	0	1
N.14.15	Wyoming*	--- Did Not Play ---										
N.21.15	at UNLV*	1	0	0	0	0	0.0	0.0	0	0	0	0
N.28.15	Nevada*	1	0	4	1	5	0.0	0.0	0	0	0	0
D.5.15	Air Force**	--- Did Not Play ---										
D.24.15	vs. Cincinnati%	--- Did Not Play ---										
S.3.16	New Hampshire	1	1	0	0	0	0.0	0.0	0	0	0	0
S.10.16	California	1	1	2	2	4	0.0	0.0	0	0	0	0
S.17.16	at Northern Illinois	1	1	2	0	2	0.0	0.0	1	0	0	0
O.1.16	at South Alabama	1	1	1	2	3	0.0	0.0	0	1	0	0
O.8.16	UNLV*	1	1	0	1	1	0.0	0.0	0	0	0	0
O.14.16	at Fresno State*	1	1	2	1	3	0.0	0.0	0	0	0	0
O.21.16	San José State*	1	1	1	0	1	1.0	0.0	0	1	0	0
O.28.16	at Utah State*	1	1	1	2	3	0.5	0.0	0	0	0	0
N.5.16	Hawai'i*	1	1	1	0	1	0.0	0.0	0	2	0	0
N.12.16	at Nevada*	1	1	1	3	4	0.0	0.0	0	1	0	0
N.19.16	at Wyoming*	1	1	2	0	2	0.0	0.0	0	0	0	0
N.26.16	Colorado State*	1	1	5	2	7	0.0	0.0	0	0	0	0
D.3.16	at Wyoming@	1	0	0	2	2	0.0	0.0	0	0	0	0
D.17.16	vs. Houston^	1	1	0	0	0	0.0	0.0	0	0	0	0

*Bold indicates season high. * - Mountain West game. # - 2014 San Diego County Credit Union Poinsettia Bowl (Qualcomm Stadium; San Diego, Calif.). ** - 2015 Sports Authority Mountain West Championship (Qualcomm Stadium; San Diego, Calif.). % - 2015 Hawai'i Bowl (Aloha Stadium);*

Honolulu, Hawaii). @ - 2016 Mountain West Championship (War Memorial Stadium; Laramie, Wyo.). ^ - 2016 Las Vegas Bowl (Sam Boyd Stadium; Las Vegas, Nev.).

#92 ISIAH MACKLIN

Wide Receiver • RS-Freshman • 6-5 • 200 • Las Vegas, Nev. • Green Valley HS

- **At San Diego State:** Tall, athletic receiver with an excellent vertical leap ... Has tons of promise ... Is listed as the starting "Z" receiver heading into the opener vs. UC Davis, having never played a game.
- **2016 (Redshirt):** Redshirted his first season, starring on the scout team against the Aztecs' first and second-team defense.
- **High School:** Earned two letters at Green Valley in Las Vegas, Nev. ... Was a second-team all-conference pick ... A three-star recruit by Scout at tight end, and a two-star recruit at wide receiver by Rivals and ESPN ... Was ranked as the top tight end in the state of Nevada and the 10th best in the West ... Considered the 15th-best overall recruit out of Nevada by 247sports ... Received a grade 68 by ESPN ... Also played basketball at Green Valley High.
- **Personal:** Isiah Kaden Macklin was born Sept. 17, 1998, in Las Vegas ... Son of Timothy Macklin and Anne Key ... Picked the Aztecs over an offer from UNLV ... Is majoring in business administration with a focus in finance.

#61 DAMON MOORE

Defensive Tackle • Junior • 6-4 • 260 • Novato, Calif. • San Marin HS

- **At San Diego State:** Walk-on defensive lineman who gained valuable experience practicing with the Aztecs in 2014 ... Missed the entire 2015 season and the 2016 spring campaign with a knee injury, but played in one game last year, making two tackles ... Is second on the depth chart at defensive tackle behind senior Sergio Phillips, moving over from defensive end in the fall.
- **2016 (Sophomore):** Played in one game on the season, logging 22 snaps (according to *Pro Football Focus*) against Hawai'i ... Registered two tackles in the reserve role, including one solo stop.
- **2015 (Freshman):** Missed the entire season with a knee injury.
- **2014 (Redshirt):** Redshirted his first season on The Mesa.
- **High School:** Was a two-year letterwinner at San Marin High School in Novato, Calif. ... Was an all-league selection as a senior, leading the Mustangs to a 9-3 record, including a 6-1 mark in MVAL play ... A scholar-athlete ... Also played basketball at SMHS.
- **Personal:** Damon Charles Moore was born Nov. 21, 1995, in Novato, Calif. ... Son of Brent and Dana Moore ... Is majoring in business administration with a focus in marketing.

Moore's Career Statistics

Season	GP	GS	UA	A	TT	TFL	Sk	Int.	PBU	FF	FR
2016	1	0	1	1	2	0.0	0.0	0	0	0	0
Career	1	0	1	1	2	0.0	0.0	0	0	0	0

Career Highs: Tackles: 3 vs. Hawai'i (11/5/16).

2017 Highs:

Moore's Career Game-by-Game

Date	Opponent	GP	GS	UA	A	TT	TFL	Sk.	Int.	PBU	FF	FR
N.5.16	Hawai'i*	1	0	1	1	2	0.0	0.0	0	0	0	0

*Bold indicates season high. * - Mountain West game.*

#52 TYLER MORRIS

Linebacker • Senior • 6-3 • 225 • Las Vegas, Nev. • Foothill HS

- **At San Diego State:** Athletic body who has worked with both the safeties and linebackers since he arrived in 2013 ... Tore an ACL in the 2014 opener, but returned healthy for 2015 ... Tore the ACL in the same knee again, however, in the spring of 2016 and missed the entire 2016 season ... Appears healthy heading into 2017, where he is slated to back up Ryan Dunn at left outside linebacker.
- **2016 (Junior):** Missed the entire season with a second torn ACL.
- **2015 (Sophomore):** Played in all 14 games on the season, making three tackles (two solo) with a quarterback hurry ... Recorded the first tackle of his career at Hawai'i on the kickoff unit ... Made a solo stop at San José State in a reserve role ... Had a solo tackle vs. Nevada ...

Also played vs. San Diego, at California, vs. South Alabama, at Penn State, vs. Fresno State, against Utah State, at Colorado State, at UNLV, vs. Air Force in the Mountain West Championship and vs. Cincinnati in the Hawai'i Bowl.

- **2014 (Freshman):** Logged playing time in the opener off the bench vs. Northern Arizona, but tore an ACL in one of his knees and ultimately missed the entire season.
- **2013 (Redshirt):** Redshirted his first year on The Mesa.
- **High School:** Also saw time as a wide receiver and punt returner at Foothill High School ... Was a two-time all-league pick ... Missed most of the 2012 season with an injury, but starred in the 2011 campaign with 69 tackles (55 solo), 3.0 TFL, three interceptions, nine pass deflections, two blocked field goals and a forced fumble on defense ... Also made 21 catches for 507 yards and eight touchdowns as a receiver ... A three-star recruit by Rivals.com, ESPN, and 247Sports.com ... Was the second-ranked safety in Nevada by Rivals and ESPN, and No. 4 by 247Sports ... Also No. 64 safety in the nation by ESPN, while earning a scout grade of No. 74, and No. 102 by 247Sports ... A two-star recruit and ranked 129th in the country by Scout.com ... Also played basketball and baseball, where he was a two-time all-conference selection as a centerfielder and pitcher ... Helped the basketball team to three straight league titles.
- **Personal:** Tyler Lee Morris was born July 22, 1995, in Las Vegas, Nev. ... Son of Matthew and Freddie Morris ... Chose the Aztecs over UNLV and also drew interest from Boise State, Duke, Northern Arizona, Oregon, Oregon State, Southern Utah and Wake Forest in the recruiting process ... Earned his bachelor's degree in communication and is now working on his master's degree in homeland security.

Morris' Career Statistics

Season	GP	GS	UA	A	TT	TFL	Sk	Int.	PBU	FF	FR
2014	1	0	0	0	0	0.0	0.0	0	0	0	0
2015	14	0	2	1	3	0.0	0.0	0	0	0	0
Career	15	0	2	1	3	0.0	0.0	0	0	0	0

Career Highs: Tackles: 1 vs. Nevada (11/28/16), at San José State (10/17/16), at Hawai'i (10/10/16).

2017 Highs:

Morris' Career Game-by-Game

Date	Opponent	GP	GS	UA	A	TT	TFL	Sk.	Int.	PBU	FF	FR
A.30.14	Northern Arizona	1	0	0	0	0	0.0	0.0	0	0	0	0
S.5.15	San Diego	1	0	0	0	0	0.0	0.0	0	0	0	0
S.12.15	at California	1	0	0	0	0	0.0	0.0	0	0	0	0
S.19.15	South Alabama	1	0	0	0	0	0.0	0.0	0	0	0	0
S.26.15	at Penn State	1	0	0	0	0	0.0	0.0	0	0	0	0
O.3.15	Fresno State*	1	0	0	0	0	0.0	0.0	0	0	0	0
O.10.15	at Hawai'i*	1	0	0	1	1	0.0	0.0	0	0	0	0
O.17.15	at San José State*	1	0	1	0	1	0.0	0.0	0	0	0	0
O.23.15	Utah State*	1	0	0	0	0	0.0	0.0	0	0	0	0
O.31.15	at Colorado State*	1	0	0	0	0	0.0	0.0	0	0	0	0
N.14.15	Wyoming*	1	0	0	0	0	0.0	0.0	0	0	0	0
N.21.15	at UNLV*	1	0	0	0	0	0.0	0.0	0	0	0	0
N.28.15	Nevada*	1	0	1	0	1	0.0	0.0	0	0	0	0
D.5.15	Air Force**	1	0	0	0	0	0.0	0.0	0	0	0	0
D.24.15	vs. Cincinnati%	1	0	0	0	0	0.0	0.0	0	0	0	0

*Bold indicates season high. * - Mountain West game. ** - 2015 Sports Authority Mountain West Championship (Qualcomm Stadium; San Diego, Calif). % - 2015 Hawai'i Bowl (Aloha Stadium; Honolulu, Hawaii).*

#55 CHIBU ONYEUKWU

Defensive End • Junior • 6-4 • 255 • Pittsburg, Calif. • Contra Costa College

- **At San Diego State:** Pronounced CHEE-boo On-YOU-koo ... Athletic defensive end, who has three years of collegiate experience (2014-15 with Contra Costa College and redshirting last year with San Diego State) ... Is listed second on the depth chart at left defensive end behind two-year starter Noble Hall.
- **2016 (Redshirt):** Redshirted his first season with SDSU.
- **2014-15 (At Contra Costa College):** Played two seasons for Contra Costa College alongside his brother, Chima, helping the Comets to consecutive Pacific 7 Conference championships ... Anchored a defensive line in 2015 that allowed the fewest passing yards (157.7) in the California Community College Athletic Association (CCCAA) ... Led the team in 2015 with eight

sacks 12 tackles for loss ... Recorded 26 tackles, 22 solo ... 2015 All-California Community College Region II first team honoree ... A two-star recruit according to Scout and Rivals ... Chose SDSU over offers from Fresno State, New Mexico, San José State, UCF, Toledo, Weber State and Iowa State.

- **High School:** Played two seasons at Deer Valley, helping the Wolverines to an 11-2 mark his senior season after recording 61 tackles, 28 on his own, an interception and a team-best 6.0 tackles for loss ... 2013 All-Bay Valley Athletic League first team and All-East Bay second team honoree ... Also played basketball at Deer Valley.
- **Personal:** Chibueze Onyeukwu was born April 11, 1997, in Prince George, Md. ... Son of Stella Joel ... Majoring in sociology.

#20 RASHAAD PENNY

Running Back/Kick Returner • Senior • 5-11 • 220 • Norwalk, Calif. • Norwalk HS

- **At San Diego State:** Speedy back, who has turned into one of the top kick returners in the country ... Logged more carries last year and will be expected to carry the load this season with the NCAA's all-time leading rusher Donnell Pumphrey graduating to play with the NFL's Philadelphia Eagles ... Among active career kick returners in FBS, is ranked first in kick return touchdowns (5) and second in kick return average (30.1, min. 24 att.) ... His five career kick return touchdowns are the most in program history ... Three of his five kick return touchdowns have gone for 100 yards (has only happened three other times in school history) ... Also ranks second all-time at SDSU in kick return yards (1,928) and tied for third in kick returns (64) ... Is ranked 21st in school history with 1,408 rushing yards, needing just 24 to make the top 20 ... Is averaging 7.08 yards per carry for his career, the highest average in SDSU history among players with at least 1,100 career yards ... Has 20 touchdowns (14 rushing, three receiving and three kick return) over the last 18 games heading into the 2017 season.
- **2017 (Senior):** Has been chosen as a captain by his teammates ... Has racked up numerous preseason national recognition, including being named to four watch lists - Maxwell Award (collegiate player of the year), Walter Camp Player of the Year, Hornung Award (most versatile player) and CFPA National Performer of the Year ... Also has been named a second-team All-American as a kick returner by both *Phil Steele Magazine* and CBS Sports, and a third-team selection by *Athlon Sports* ... Has been named the Mountain West Special Teams Player of the Year by the league's media, as well as a preseason first-team all-MW selection at both running back and kick returner ... Also dominated the preseason magazine awards, earning first-team honors at running back by *Athlon Sports*, *Lindy's Sports*, *Phil Steele Magazine* and *Street & Smith's*, and at kick returner by *Athlon Sports*, *Phil Steele Magazine* and *Lindy's Sports* (all-purpose) ... Lindy's has him as the "Fourth-Rated All-Purpose Player in FBS" and the "Sixth-Rated Talent in the MW" ... Labeled as the "Ninth-Rated Return Specialist in the 2018 NFL Draft" by *Phil Steele Magazine* ... CBS Sports has him as the "16th-Rated Running Back in the 2018 NFL Draft" ... Also deemed the "MW's Heisman Hopeful" and "MW's Top NFL Prospect" by *Street & Smith's* ... Matthew Murschel of the *Orlando Sentinel* has him as a "Top 10 MW Player to Watch," while Pete Fiutak of *Campus Insiders* has him as "SDSU's Best Offensive Player."
- **2016 (Junior):** Was named the MW Special Teams Player of the Year for a second straight season and also was a first-team all-MW pick ... Was the second kick returner in conference history to win the special teams player-of-the-year award twice (also Jeremy Kerley, 2009-10 at TCU) and the third player overall (also Louie Sakoda, 2006-08 at Utah) ... Was named the team's most valuable special teams player for a second straight season ... Was on the Paul Hornung Award Watch List, which goes out to the most versatile player ... Also was a preseason second-team All-American as a kick returner by both CBS Sports and *Athlon Sports* ... Was chosen as the preseason Mountain West Special Teams Player of the Year by the league's media ... Also was a first-team all-Mountain West selection by the MW media, *Phil Steele's 2016 College Football Preview*, *ESPN College Football 2016*, *Athlon Sports* and *Lindy's Sports* ... Also deemed a "SDSU Player to Watch" by *Lindy's Sports* ... Rushed for 1,018 yards and 11 touchdowns on 136 attempts (7.5 avg.), while adding 15 catches for 224 yards (14.9 avg.) and three touchdowns ... The 1,018 yards ranked as the 21st most in SDSU single-season history ... Also returned 20 kickoffs for 624 yards (31.2 avg.) and two additional scores ... Was one of only nine players in the country with at least 11 rushing touchdowns and three receiving scores, and the only with a kick return TD as well (he had two) ... Had a touchdown in nine straight games, registering 11 total touchdowns over that span (six rushing, three receiving and two kick return), until he failed to score at Fresno State ... Ranked fourth in the nation (No. 1 in MW) in kick return average (31.2), despite being kicked away from most of the year as the defending MW Special Teams Player of the Year and preseason MW Special Teams Player of the Year ... Was also ranked first in the MW (No. 2 nationally) in kick return touchdowns (2), fifth in total touchdowns (26th nationally, 16), sixth in all-purpose yards per game (29th

nationally, 133.29), and ninth in rushing yards per game (72.72) and rushing touchdowns (57th nationally, 11) ... Only 14 running backs had more receiving touchdowns than his three ... Carried nine times off the bench for 33 yards (3.7 avg.) with a 1-yard touchdown in the opener vs. New Hampshire ... Was named the MW Special Teams Player of the Week on Sept. 12 for his play against California ... Scored SDSU's first two touchdowns in the first quarter on a 25-yard pass from Christian Chapman and a 100-yard kick return ... The kick return touchdown was the fourth of his career, which passed Colin Lockett (2010-13) for the most in school history ... It was also the third 100-yard kick return of his career and sixth in program history ... Added eight rushes for 28 yards (3.5 avg.) ... Rushed 14 times for 65 yards, while adding two catches for 37 yards, including a 27-yard touchdown reception at Northern Illinois ... Rushed nine times for 62 yards and a touchdown at South Alabama ... Also returned three kicks for 58 yards (19.3 avg.) with a long of 26 yards ... Had another big game against UNLV, rushing 14 times for a 110 yards and a touchdown, and adding two catches for 50 yards and a touchdown ... The rushing yards, rushing touchdown, receptions, receiving yards and receiving TD were all personal bests ... Recorded his first career 100-yard rushing game (75th player in school history) ... Scored a touchdown for the ninth straight game, which gave him 11 touchdowns over that span, including six rushing, three receiving and two kick return ... Rushed 15 times for 49 yards (3.3 avg.) at Fresno State and added a 5-yard catch ... Also returned two kicks for 41 yards (20.5 avg.) with a long of 25 yards ... Had his streak of consecutive games with a touchdown snapped at nine ... Rushed nine times for 105 yards (11.7 avg.) and a career-high three touchdowns, while adding two catches (tied career high) for a career-best 64 yards against San José State ... It was his second career 100-yard game and second in three contests ... Highlighting the 105-yard game was a career-long 73-yarder ... Rushed five times for 16 yards (3.2 avg.) and caught a pass for no gain in limited action at Utah State ... Had a 56-yard kick return, but slightly injured his ankle on the play and saw little action the rest of the way ... The 56-yard return, however, moved him past Monty Gilbreath (1,505) into second place on the school's all-time list ... Rushed eight times for 108 yards and a touchdown against Hawai'i ... Logged his third career 100-yard rushing game ... His 73-yard touchdown tied a career-long rush ... Rushed 10 times for a career-high 208 yards and two touchdowns at Nevada ... Became the 20th player in school history with a 200-yard rushing game ... The 20.8 rushing average was the highest by an FBS running back in a game since at least 1996 (min. 10 attempts) ... Logged his fourth career 100-yard rushing game, all of which happened over his last six games ... Rushed five times for 79 yards (15.8 avg.) and had two kick returns for 94 yards, including a 93-yard return for a touchdown at Wyoming in his first start of the season (fifth overall) ... Had his second kick return for a touchdown this season and extended his school record with the fifth of his career ... Totaled 395 rushing yards and three touchdowns on 23 carries (17.2 avg.) over his last three games, and 516 yards and six touchdowns on 37 carries (13.9 avg.) over his last five contests ... Carried four times for 15 yards (3.8 avg.) against Colorado State, while returning a career-high seven kicks for 113 yards (16.1 avg.) ... Had a huge game at Wyoming in the MW Championship game, rushing 16 times for 117 yards (7.3 avg.) and two touchdowns, while adding two receptions for 13 yards and two kick returns for 113 yards, compiling a game-high 243 all-purpose yards ... Was named the game's most valuable offensive player for his efforts ... It was his 10th and 11th rushing touchdowns of the year (14th and 15th of his career) and 15th and 17th overall scores this season (23rd and 24th of career) ... Rushed 10 times for 23 yards, while adding a 4-yard catch vs. Houston in the Las Vegas Bowl ... Also returned two kicks for 29 yards (24.5 avg.) ... Became the 17th Aztec to record a 1,000-yard season (24th occasion overall) ... Finished the season with 1,018 yards, which ranks 21st in SDSU single-season history.

- **2015 (Sophomore):** Was named the Mountain West Special Teams Player of the Year by the league's head coaches and media, and a first-team all-league pick as a kick returner ... Was the first Aztec to be named a league special teams player of the year in program history ... Also was named a fourth-team All-American by *Phil Steele Magazine* ... Was chosen as the Most Valuable Special Teams Player at the season-ending team banquet ... Was named a fourth-team preseason all-Mountain West selection as a kick returner by both *Phil Steele* and *Athlon Sports* ... Ranked third on the team with 1,292 all-purpose yards in 14 games (92.3 avg.) ... Was most impressive in the kick return game, where he returned 24 kicks for 804 yards (33.5 avg.) with three touchdowns (97, 100 and 100 yards) ... Was second in FBS in kick return average (33.5) and tied for second in kick return touchdowns (3) ... His three kick return touchdowns set a school single-season record ... His 804 kick return yards were the second most in Aztec single-season history (Monty Gilbreath, 880 in 1987) ... Also rushed 61 times for 368 yards (6.0 avg.) and four touchdowns, and had eight catches for 120 yards (15.0 avg.) and another score ... Added five tackles on special teams ... His three tackles on punt returns tied for second on the team ... Had a fantastic season debut vs. San Diego, taking the opening kickoff of the second half 97 yards for a touchdown ... It was the first kick return touchdown

by an Aztec since Lockett on Nov. 3, 2012 at Boise State ... Was one of nine players in FBS with at least one kick return for a touchdown over the first week of play ... The 97-yard kick return was the fifth longest in FBS play during the opening week and tied for the eighth longest in SDSU history ... Also led the team with 39 receiving yards on two catches (19.5 avg.) and added a 6-yard carry ... Had another solid outing at California, leading the Aztecs once again with 130 all-purpose yards ... Returned three kickoffs for 93 yards (31.0 avg.), rushed five times for 34 yards (6.8 avg.) and caught one pass for three yards ... Returned two kicks for 34 yards (17.0 avg.), including a long of 25 against South Alabama ... Did not attempt a rush or catch a pass in the game ... Had a career game at Penn State, being named the MW Special Teams Player of the Week ... Returned two kicks for a career-high 137 yards (68.5 avg.), including a 100-yard touchdown (fourth 100-yard kick return touchdown in Aztec history) that tied the game at 7-7 in the first quarter ... It was just the fifth kick return for a San Diego State player in a road game since 1996 and first since Nov. 3, 2012 with Lockett's 100-yarder at Boise State ... Also added a 55-yard rush, the longest of his career and first 50-plus yard run against the Nittany Lions since Nov. 23, 2013, and two solo tackles on special teams ... Finished the game with a career-best 192 all-purpose yards on just three touches (64.0 avg.) ... Had another good game vs. Fresno State, making two catches for a team-high 48 yards, including a 33-yard touchdown, adding a 17-yard rush and returning a kick back 18 yards ... The receiving touchdown was the first of his career ... Also set career highs in receiving yards (48), receptions (2, tied) and long reception (33) ... Returned two kicks for 34 yards at Hawai'i ... Also added a special teams tackle ... Had a 33-yard kick return at San José State, and rushed five times for 11 yards (2.2 avg.) ... Had a good game vs. Utah State, rushing a career-high 10 times for 38 yards and his first career touchdown ... Also returned a kick 22 yards ... Earned the start for the first time of his career at Colorado State ... Finished with 135 all-purpose yards (second most in the game) with 81 yards on three kick returns (27.0 avg.) and a long of 41 yards, and 54 rushing yards on nine attempts (6.0 avg.) ... Had a 6-yard rush against Wyoming in a second straight start ... Also returned two kicks for 50 yards (25.0 avg.) with a long of 28 yards ... Rushed for a career-high 81 yards and a touchdown on a career-best 18 attempts (4.5 avg.) off the bench at UNLV ... Also added a 2-yard reception ... Rushed six times for 21 yards and a touchdown in his third career start vs. Nevada ... Also caught two passes for 28 yards (14.0 avg.) and returned a kick for 18 yards ... The 18-yard return appeared to be returned 90 yards for a touchdown but a holding penalty kept it at just as a 18-yard return ... Had another good game in a start against Air Force with a 28-yard rushing touchdown and 87 kick returns yards on four returns (21.8 avg.) ... It was his fourth rushing touchdown this season (and of his career) ... Started out the Hawai'i Bowl with a 100-yard kick return for a touchdown against Cincinnati ... The kickoff return for a touchdown was his school-record third of the season and third of his career (tied with Colin Lockett for first all-time at SDSU) ... He became the first player to take an opening kickoff back for a touchdown in a bowl since Boise State's Doug Martin in the 2011 Las Vegas Bowl ... It was his eighth overall touchdown of the season (and career) (also four rushing and one receiving) ... Also carried three times for 17 yards (5.7 avg.).

- **2014 (True Freshman):** Played in all 13 games as the team's main kick returner ... Returned 20 kicks for 500 yards (25.0 avg.) with a long of 57 yards ... The 25.0 average ranked second in the Mountain West and 29th in the nation ... Also had two rushes for 22 yards, including a long of 21 yards ... Was one of three true freshmen to see action in the opener vs. Northern Arizona ... Did not record a stat as both kickoffs were poached ... Returned his first career kickoff at No. 21/23 North Carolina, taking it back 11 yards ... Had a 19-yard kick return at Oregon State ... Had a 15-yard kick return in the MW opener vs. UNLV ... Had the best kick return game of his career at Fresno State, returning a career-high three kicks for a career-best 67 yards (career-high 22.3 avg.) ... Included in the three returns was a career long of 33 yards ... Was back to return kicks once again at New Mexico, but did not have the chance to return any ... Started as the team's kick returner vs. Hawai'i, but did not return any kicks ... Had arguably his best outing of the year at Nevada, when he returned a career-high four kicks for a career-best 110 yards, including a career-long 45-yarder ... Also had his first career carry for 21 yards ... Finished with a game-high 131 all-purpose yards ... Returned one kickoff for 41 yards against Idaho ... Returned three kicks for 69 yards (23.0 avg.) at Boise State with a long of 36 yards ... Also carried once for a 1-yard gain ... Returned two kickoffs for 49 yards (24.5 avg.) against Air Force with a long of 28 yards ... Had a 12-yard kick return vs. San José State ... Had a solid outing vs. Navy in the Poinsettia Bowl, returning three kicks for 107 yards (35.7 avg.) ... Began the game with a 33-yard return, then added a career-long 57-yarder on his next return ... Later returned a kickoff 17 yards in the fourth quarter.

- **High School:** A three-time letterwinner at Norwalk High School in Norwalk, Calif. ... Rushed for 2,504 yards and 41 touchdowns on 216 carries as a senior ... Also caught 21 passes for 665 yards and 10 touchdowns ... Racked up 3,416 all-purpose yards ... Rushed for 1,872 yards

and 30 touchdowns as a junior and 747 yards and nine scores as a sophomore ... Over his career, amassed 5,124 rushing yards on 496 carries (10.33 avg.) ... Scored 103 touchdowns, including 80 on the ground ... Made 68 tackles on defense as a senior and 90 overall ... Was named the Suburban League MVP as a senior, while earning first-team all-Suburban League honors his final three years ... Named first-team all-state ... Received three stars from *Rivals.com*, *Scout.com*, *ESPN.com* and *247sports.com* ... Scout ranked him as the 42nd-best running back in the 2014 class, while 247sports had him 63rd ... Earned a grade of 84 by 247sports and a scout grade of 73 by ESPN.

- **Personal:** Rashaad Armein Penny was born Feb. 2, 1996, in Norwalk, Calif. ... Son of Robert and Desiree Taplin ... Picked SDSU over offers from Boise State, Colorado State, Fresno State, Nevada, San José State and Utah State ... Also drew interest from Alabama, Notre Dame, Oregon, Tennessee, UCLA, Utah and Washington, among others ... Is majoring in interdisciplinary studies.

Penny's Career Statistics

Season	Rushing							Receiving					
	GP	GS	Att.	Yds.	TD	Lg.	Avg.	100+	No.	Yds.	Avg.	TD	Lg.
2014	13	0	2	22	0	21	11.0	0	0	0	0.0	0	0
2015	14	4	61	368	4	55	6.0	0	8	120	15.0	1	33
2016	14	1	136	1,018	11	73	7.5	5	15	224	14.9	3	41
Career	41	5	199	1,408	15	73	7.1	5	23	344	15.0	4	41

Kick Returns

Season	GP	GS	No.	Yds.	Avg.	Long	TD	All-Purpose	
								Total Yds	Gm.
2014	13	13	20	500	25.0	57	0	522	40.2
2015	14	14	24	804	33.5	100	3	1,292	92.3
2016	14	14	20	624	31.2	100	2	1,866	133.3
Career	41	41	64	1,928	30.1	100	5	3,680	89.8

Career Highs: Carries: 18 at UNLV (11/21/15); Rushing Yards: 208 at Nevada (11/12/16); Rushing Touchdowns: 3 vs. San José State (10/21/16); Long Rush: 73 vs. Hawai'i (11/5/16), vs. San José State (10/21/16); Receptions: 2, eight times; Receiving Yards: 64 vs. San José State (10/21/16); Receiving Touchdowns: 1, four times; Long Reception: 41 vs. UNLV (10/8/16); Kick Returns: 7 vs. Colorado State (11/26/16); Kick Return Yards: 137 at Penn State (9/26/15); Kick Return Touchdowns: 1, five times; Long Kick Return: 100 vs. California (9/10/16), vs. Cincinnati (12/24/15), at Penn State (9/26/15); Tackles: 2 at Penn State (9/26/15).

2017 Highs:

Penny's Career Game-by-Game

Rushing												
Date	Opponent	GP	GS	No.	Yds.	Avg.	Lg.	TD	TD Lengths			
N.1.14	at Nevada*	1	0	1	21	21.00	21	0				
N.15.14	at Boise State*	1	0	1	1	1.00	1	0				
S.5.15	San Diego	1	0	1	6	6.00	6	0				
S.12.15	at California	1	0	5	34	6.80	13	0				
S.19.15	South Alabama	1	0	0	0	0.00	0	0				
S.26.15	at Penn State	1	0	1	55	55.00	55	0				
O.3.15	Fresno State*	1	0	1	17	17.00	17	0				
O.10.15	at Hawai'i*	1	0	0	0	0.00	0	0				
O.17.15	at San José State	1	0	5	11	2.20	4	0				
O.23.15	Utah State*	1	0	10	38	3.80	12	1	7			
O.31.15	at Colorado State*	1	1	9	54	6.00	19	0				
N.14.15	Wyoming*	1	1	1	6	6.00	6	0				
N.21.15	at UNLV*	1	0	18	81	4.50	13	1	3			
N.28.15	Nevada*	1	1	6	21	3.50	14	1	14			
D.5.15	Air Force**	1	1	1	28	28.00	28	1	28			
D.24.15	vs. Cincinnati%	1	0	3	17	5.67	11	0				
S.3.16	New Hampshire	1	0	9	33	3.67	7	1	1			
S.10.16	California	1	0	8	28	3.50	12	0				
S.17.16	at Northern Illinois	1	0	14	65	4.64	27	0				
O.1.16	at South Alabama	1	0	9	62	6.89	15	1	15			
O.8.16	UNLV*	1	0	14	110	7.86	22	1	4			
O.14.16	at Fresno State*	1	0	15	49	3.27	12	0				
O.21.16	San José State*	1	0	9	105	11.67	73	3	3, 4, 73			
O.28.16	at Utah State*	1	0	5	16	3.20	8	0				

N.5.16	Hawai'i*	1	0	8	108	13.50	73	1	73
N.12.16	at Nevada*	1	0	10	208	20.80	72	2	40, 72
N.19.16	at Wyoming*	1	1	5	79	15.80	39	0	
N.26.16	Colorado State*	1	0	4	15	3.75	16	0	
D.3.16	at Wyoming@	1	0	16	117	7.31	37	2	6, 6
D.17.16	vs. Houston^	1	0	10	23	2.30	13	0	

Receiving

Date	Opponent	GP	GS	No.	Yds.	Avg.	Lg.	TD	TD Lengths
S.5.15	San Diego	1	0	2	39	19.5	32	0	
S.12.15	at California	1	0	1	3	3.0	3	0	
S.19.15	South Alabama	1	0	0	0	0.0	0	0	
S.26.15	at Penn State	1	0	0	0	0.0	0	0	
O.3.15	Fresno State*	1	0	2	48	24.0	33	1	33
O.10.15	at Hawai'i*	1	0	0	0	0.0	0	0	
O.17.15	at San José State*	1	0	0	0	0.0	0	0	
O.23.15	Utah State*	1	0	0	0	0.0	0	0	
O.31.15	at Colorado State*	1	1	0	0	0.0	0	0	
N.14.15	Wyoming*	1	1	0	0	0.0	0	0	
N.21.15	at UNLV*	1	0	1	2	2.0	2	0	
N.28.15	Nevada*	1	1	2	28	14.0	27	0	
D.5.15	Air Force``	1	1	0	0	0.0	0	0	
D.24.15	vs. Cincinnati%	1	0	0	0	0.0	0	0	
S.3.16	New Hampshire	1	0	0	0	0.0	0	0	
S.10.16	California	1	0	1	25	25.0	25	1	25
S.17.16	at Northern Illinois	1	0	2	37	18.5	27	1	27
O.1.16	at South Alabama	1	0	0	0	0.0	0	0	
O.8.16	UNLV*	1	0	2	50	25.0	41	1	41
O.14.16	at Fresno State*	1	0	1	5	5.0	5	0	
O.21.16	San José State*	1	0	2	64	32.0	35	0	
O.28.16	at Utah State*	1	0	1	0	0.0	0	0	
N.5.16	Hawai'i*	1	0	0	0	0.0	0	0	
N.12.16	at Nevada*	1	0	2	20	10.0	16	0	
N.19.16	at Wyoming*	1	1	0	0	0.0	0	0	
N.26.16	Colorado State*	1	0	0	0	0.0	0	0	
D.3.16	at Wyoming@	1	0	2	13	6.5	8	0	
D.17.16	vs. Houston^	1	0	1	4	4.0	4	0	

Kick Returns

Date	Opponent	GP	GS	No.	Yds.	Avg.	Lg.	TD	TD Lengths
A.30.14	Northern Arizona	1	*	0	0	0.0	0	0	
S.6.14	at 21/23 No. Carolina	1	*	1	11	11.0	11	0	
S.20.14	at Oregon State	1	*	1	19	19.0	19	0	
S.27.14	UNLV*	1	*	1	15	15.0	15	0	
O.3.14	at Fresno State*	1	*	3	67	22.3	33	0	
O.10.14	at New Mexico*	1	*	0	0	0.0	0	0	
O.18.14	Hawai'i*	1	*	0	0	0.0	0	0	
N.1.14	at Nevada*	1	*	4	110	27.5	45	0	
N.8.14	Idaho	1	*	1	41	41.0	41	0	
N.15.14	at Boise State*	1	*	3	69	23.0	36	0	
N.21.14	Air Force*	1	*	2	49	24.5	28	0	
N.29.14	San Jose State*	1	*	1	12	12.0	12	0	
D.23.14	Navy#	1	*	3	107	35.7	57	0	
S.5.15	San Diego	1	*	1	97	97.0	97	1	97
S.12.15	at California	1	*	3	93	31.0	38	0	
S.19.15	South Alabama	1	*	2	34	17.0	25	0	
S.26.15	at Penn State	1	*	2	137	68.5	100	1	100
O.3.15	Fresno State*	1	*	1	18	18.0	17	0	
O.10.15	at Hawai'i*	1	*	2	34	17.0	22	0	
O.17.15	at San José State*	1	*	1	33	33.0	33	0	
O.23.15	Utah State*	1	*	1	22	22.0	22	0	
O.31.15	at Colorado State*	1	*	3	81	27.0	41	0	
N.14.15	Wyoming*	1	*	2	50	25.0	0	0	
N.21.15	at UNLV*	1	*	0	0	0.0	0	0	
N.28.15	Nevada*	1	*	1	18	18.0	18	0	
D.5.15	Air Force``	1	*	4	87	21.8	28	0	

D.24.15	vs. Cincinnati%	1	*	1	100	100.0	100	1	100
S.3.16	New Hampshire	1	*	0	0	0.0	0	0	
S.10.16	California	1	*	1	100	100.0	100	1	100
S.17.16	at Northern Illinois	1	*	0	0	0.0	0	0	
O.1.16	at South Alabama	1	*	3	58	19.3	26	0	
O.8.16	UNLV*	1	*	0	0	0.0	0	0	
O.14.16	at Fresno State*	1	*	2	41	20.5	25	0	
O.21.16	San José State*	1	*	0	0	0.0	0	0	
O.28.16	at Utah State*	1	*	1	56	56.0	56	0	
N.5.16	Hawai'i*	1	*	0	0	0.0	0	0	
N.12.16	at Nevada*	1	*	0	0	0.0	0	0	
N.19.16	at Wyoming*	1	*	2	94	47.0	93	1	93
N.26.16	Colorado State*	1	*	7	113	16.1	31	0	
D.3.16	at Wyoming@	1	*	2	113	56.5	75	0	
D.17.16	vs. Houston^	1	*	2	49	24.5	26	0	

*Bold indicates season high. * - Mountain West game. # - 2014 San Diego County Credit Union Poinsettia Bowl (Qualcomm Stadium; San Diego, Calif.). `` - 2015 Sports Authority Mountain West Championship (Qualcomm Stadium; San Diego, Calif.). % - 2015 Hawai'i Bowl (Aloha Stadium; Honolulu, Hawaii). @ - 2016 Mountain West Championship (War Memorial Stadium; Laramie, Wyo.). ^ - 2016 Las Vegas Bowl (Sam Boyd Stadium; Las Vegas, Nev.). GS - * in this category the player was on the field the first time San Diego State was in the kick return formation.*

#65 SERGIO PHILLIPS

Defensive Tackle • Senior • 6-2 • 285 • DeSoto, Texas • De Soto HS

- **At San Diego State:** Originally signed with the 2013 class as an offensive lineman, but didn't join SDSU until the spring of 2014 on the defensive line ... Worked up from No. 4 on the depth chart at defensive tackle heading into the fall to the backup to Christian Heyward for the Poinsettia Bowl vs. Navy, but moved back to offensive line during the spring of 2015 ... Moved back to the defensive side of the ball for the final two games of 2015 due to an injury to Heyward, where he has remained since ... Is listed as the starter at defensive tackle heading into the 2017 campaign.
- **2017 (Senior):** Has been named a preseason second-team all-Mountain West selection by *Phil Steele Magazine* and a fourth-team all-Mountain West selection by *Athlon Sports*.
- **2016 (Junior):** Played in the team's 14 games off the bench, logging 42 tackles (20 solo), 3.5 tackles for loss, three sacks, a forced fumble, a pass breakup and three quarterback hurries ... Came off the bench against New Hampshire in the 2016 opener and made a solo stop with a quarterback hurry ... Had an assisted tackle off the bench vs. California ... Did not find the stat sheet in a reserve role at Northern Illinois ... Had a career-high five tackles at South Alabama off the bench (his previous high was two) ... Registered two stops (one solo) against UNLV ... Came up with two tackles (one solo) off the bench at Fresno State ... Had two tackles (one solo), including 0.5 TFL off the pine vs. San José State ... Recorded four tackles (two solo) in a reserve role at Utah State ... Had another good game with four tackles (all solo), a 3-yard sack and a forced fumble off the pine against Hawai'i ... The forced fumble was the first of his career ... Made three tackles (two solo) with an 8-yard sack (and tackle for loss) and a quarterback hurry at Nevada ... Made three stops off the bench and added a quarterback hurry at Wyoming ... Had an assisted stop off the bench once again vs. Colorado State ... Had arguably the best game of his career at Wyoming in the MW Championship, registering a career-high 10 tackles, including a sack and a tackle for loss, and a pass breakup ... Led the team in tackles for the first time of his career ... Had another four stops vs. Houston in the Las Vegas Bowl.
- **2015 (Sophomore):** Played in eight games with the first six appearances coming on the offensive line and the final two on the defensive line ... Did not record a stat on the season ... Logged offensive line time off the bench at Penn State, vs. Utah State, at Colorado State, against Wyoming, at UNLV and vs. Nevada ... Was the only defensive substitution in the Mountain West Championship game vs. Air Force ... Also logged defensive line time against Cincinnati in the Hawai'i Bowl.
- **2014 (Freshman):** Played in seven games off the bench, registering five tackles, including a sack and two tackles for loss ... Made his collegiate debut in the opener vs. Northern Arizona without finding the stat sheet ... Did not play in each of the next four games - at No. 21/23 North Carolina, at Oregon State, vs. UNLV and at Fresno State ... Made his first career tackle at New Mexico in a reserve role, which ended up being a 4-yard loss ... Did not see action vs. Hawai'i or at Nevada ... Recorded a career-high two stops vs. Idaho, both assisted tackles ... Had one tackle at Boise State ... Logged statless time in home games vs. Air Force and San José State ... Came off the bench vs. Navy in the Poinsettia Bowl, recording a solo tackle, which

was a 4-yard sack (and TFL).

- **High School:** Named a first-team Class 5A all-state pick by the Associated Press and a second-team selection by The *OldCoach.com* ... Named to the all-state first team as a senior ... A first-team District 7-5A all-district honoree in back-to-back years in 2011 and 2012 ... Graded out at 96 percent with 94 pancake blocks and no sacks allowed as a senior ... The Eagles went 14-1 and 7-0 in league play in 2012 after going 10-2 and 5-1 in 2011 ... A three-star recruit by Scout.com, ESPN and 247Sports.com, and two-star pick by Rivals.com ... Ranked as the 24th-best incoming center by Scout ... 247Sports had him at No. 59 in the country among offensive guards and 205th of all players in the state of Texas ... Also got an 83 rating by 247Sports ... Received a scout grade of 72 by ESPN and a national ranking of 95th among offensive guards ... Competed on the basketball team and in track & field (shot put).
- **Personal:** Sergio R. Phillips was born Sept. 2, 1994, in Dallas, Texas ... Son of Paula Glenn ... Picked SDSU over Nevada, where he had an official visit, and Memphis, New Mexico and New Mexico State ... Was also looked at in the recruiting process by Baylor, Boise State, California, Kansas State, LSU, Missouri, North Texas, Oklahoma, Oklahoma State, Oregon State, Stanford, TCU, Texas A&M, Texas Tech and West Virginia ... Majoring in social science.

Phillips' Career Statistics

Season	GP	GS	UA	A	TT	TFL	Sk	Int.	PBU	FF	FR
2014	7	0	2	3	5	2.0	1.0	0	0	0	0
2015	8	0	0	0	0	0.0	0.0	0	0	0	0
2016	14	0	20	22	42	3.5	3.0	0	1	1	0
Career	29	0	22	25	47	5.5	4.0	0	1	1	0

Career Highs: Tackles: 10 at Wyoming (12/3/16); Tackles For Loss: 1.0, five times; Sacks: 1.0, four times; Pass Breakups: 1 at Wyoming (12/3/16); Forced Fumbles: 1 vs. Hawai'i (11/5/16).

2017 Highs:

Phillips' Career Game-by-Game

Date	Opponent	GP	GS	UA	A	TT	TFL	Sk.	Int.	PBU	FF	FR
A.30.14	Northern Arizona	1	0	0	0	0	0.0	0.0	0	0	0	0
S.6.14	at 21/23 No. Carolina	---	---	---	---	---	---	---	---	---	---	---
S.20.14	at Oregon State	---	---	---	---	---	---	---	---	---	---	---
S.27.14	UNLV*	---	---	---	---	---	---	---	---	---	---	---
O.3.14	at Fresno State*	---	---	---	---	---	---	---	---	---	---	---
O.10.14	at New Mexico*	1	0	1	0	1	1.0	0.0	0	0	0	0
O.18.14	Hawai'i*	---	---	---	---	---	---	---	---	---	---	---
N.1.14	at Nevada*	---	---	---	---	---	---	---	---	---	---	---
N.8.14	Idaho	1	0	0	2	2	0.0	0.0	0	0	0	0
N.15.14	at Boise State*	1	0	0	1	1	0.0	0.0	0	0	0	0
N.21.14	Air Force*	1	0	0	0	0	0.0	0.0	0	0	0	0
N.29.14	San José State*	1	0	0	0	0	0.0	0.0	0	0	0	0
D.23.14	vs. Navy#	1	0	1	0	1	1.0	1.0	0	0	0	0
S.3.16	New Hampshire	1	0	1	0	1	0.0	0.0	0	0	0	0
S.10.16	California	1	0	0	1	1	0.0	0.0	0	0	0	0
S.17.16	at Northern Illinois	1	0	0	0	0	0.0	0.0	0	0	0	0
O.1.16	at South Alabama	1	0	2	3	5	0.0	0.0	0	0	0	0
O.8.16	UNLV*	1	0	1	1	2	0.0	0.0	0	0	0	0
O.14.16	at Fresno State*	1	0	1	1	2	0.0	0.0	0	0	0	0
O.21.16	San José State*	1	0	1	1	2	0.5	0.0	0	0	0	0
O.28.16	at Utah State*	1	0	2	2	4	0.0	0.0	0	0	0	0
N.5.16	Hawai'i*	1	0	4	0	4	1.0	1.0	0	0	1	0
N.12.16	at Nevada*	1	0	2	1	3	1.0	1.0	0	0	0	0
N.19.16	at Wyoming*	1	0	1	2	3	0.0	0.0	0	0	0	0
N.26.16	Colorado State*	1	0	0	1	1	0.0	0.0	0	0	0	0
D.3.16	at Wyoming@	1	0	4	6	10	1.0	1.0	0	1	0	0
D.17.16	vs. Houston^	1	0	1	3	4	0.0	0.0	0	0	0	0

*Bold indicates season high. * - Mountain West game. # - 2014 San Diego County Credit Union Poinsettia Bowl (Qualcomm Stadium; San Diego, Calif.). -- - 2015 Sports Authority Mountain West Championship (Qualcomm Stadium; San Diego, Calif.). % - 2015 Hawai'i Bowl (Aloha Stadium; Honolulu, Hawaii). @ - 2016 Mountain West Championship (War Memorial Stadium; Laramie, Wyo.). ^ - 2016 Las Vegas Bowl (Sam Boyd Stadium; Las Vegas, Nev.).*

#77 RYAN POPE

Off. Tackle • Junior • 6-7 • 315 • Long Beach, Calif. • Long Beach City College

- **At San Diego State:** Big, athletic body who brings collegiate experience after playing one year at Long Beach City College in 2014, redshirting his first season at SDSU in 2015 and playing in 12 games last year ... Is slated as the starting right tackle after spring drills.
- **2016 (Sophomore):** Played in the final 12 games of the season after missing the first two with a chest injury ... Mainly played on special teams ... Also had one unassisted tackle ... According to Pro Football Focus, logged 55 snaps on the offensive line on the year ... First five snaps came in his first career game at Northern Illinois ... Also played three snaps at South Alabama, 11 vs. UNLV, 10 against San José State, 11 at Utah State, eight vs. Hawai'i, three at Nevada, one vs. Colorado State and three at Wyoming in the MW Championship game ... Other appearances were vs. Fresno State, at Wyoming and vs. Houston in the Las Vegas Bowl.
- **2015 (Redshirt):** Redshirted his first year at San Diego State.
- **2014 (Long Beach City College):** Played one year at Long Beach City College in Long Beach, Calif. ... Helped lead the Vikings to a 9-2 overall record in 2014, including a 75-41 victory over Golden West in the Beach Bowl.
- **High School:** Played his high school ball at Lakewood High School ... Also was a member of the basketball team with the Lancers.
- **Personal:** Ryan Alexander Williams-Pope was born Oct. 17, 1996, in Inglewood, Calif. ... Son of Darnell and Michele Pope ... Was a three-star recruit by Rivals.com and a two-star recruit by Scout.com out of Long Beach City College ... Is majoring in social science.

Pope's Career Statistics

Season	GP	GS
2016	12	0
Career	12	0

Pope's Career Game-by-Game

Date	Opponent	GP	GS/POS
S.3.16	New Hampshire	---	DNP - Injured ---
S.10.16	California	---	DNP - Injured ---
S.17.16	at Northern Illinois	1	
O.1.16	at South Alabama	1	
O.8.16	UNLV*	1	
O.14.16	at Fresno State*	1	
O.21.16	San José State*	1	
O.28.16	at Utah State*	1	
N.5.16	Hawai'i*	1	
N.12.16	at Nevada*	1	
N.19.16	at Wyoming*	1	
N.26.16	Colorado State*	1	
D.3.16	at Wyoming@	1	
D.17.16	vs. Houston^	1	

** - Mountain West game. @ - 2016 Mountain West Championship (War Memorial Stadium; Laramie, Wyo.). ^ - 2016 Las Vegas Bowl (Sam Boyd Stadium; Las Vegas, Nev.).*

#40 RANDY RICKS

Defensive Line • Senior • 6-5 • 235 • Las Vegas, Nev. • Arizona Western CC

- **At San Diego State:** Big body who has experience playing both linebacker and on the defensive line ... An excellent pass rusher ... Originally signed with the Aztecs in 2012, but didn't join SDSU until the fall of 2015 ... Picked up Rocky Long's 3-3-5 defense quickly and started two games at linebacker in 2015, and the first four last year until a foot injury at South Alabama sidelined him for the season ... Received a medical redshirt and was granted another year of eligibility ... Entered fall camp as the backup to Jay Henderson at the middle linebacker spot, but moved to the defensive line with an injury to starting defensive end Dakota Turner ... Is now slated to back up Myles Cheatham.
- **2016 (Redshirt):** Had 11 tackles (eight solo) on the season in four starts, while adding three tackles for loss, a 7-yard sack, a forced fumble, two pass breakups and three quarterback hurries ... Started the first four games, before missing the rest of the season with a foot injury ... Made his third career start in the opener against New Hampshire, making a career-high five tackles (three solo), including a 7-yard sack (and TFL) ... Also added a pass breakup ... The five stops was tied for the second most on the team ... Had another good game in a start vs.

California, registering three tackles (two solo), a forced fumble, a tackle for loss and a quarterback hurry ... Came up with two tackles (both solo), including a tackle for loss, pass breakup and a quarterback hurry at Northern Illinois ... Had one solo tackle in a start at South Alabama, exiting the game early with a foot injury ... Did not play in the UNLV game, having had surgery earlier in the week, and missed the final nine games as well.

- **2015 (Junior):** Played in nine games on in his first season at SDSU with two starts ... Had 22 tackles, five tackles for loss, 2.5 sacks, six quarterback hurries, four pass breakups and two forced fumbles ... Missed four games (Oct. 17-Nov. 14) with a broken toe ... Made his first Division I appearance in the opener against San Diego ... Had one of the team's three pass breakups ... Came up with his first four career tackles (one solo) at California in a reserve role ... Started for the first time of his career against South Alabama, making four assisted stops ... Was on the travel squad to Penn State, but did not play for the first time of his SDSU career ... Had a good game in a reserve role vs. Fresno State, making two tackles (both solo), a 12-yard sack (and tackle for loss) and a game-high two quarterback hurries ... The sack and TFL were each the first of his career ... Had another good outing at Hawai'i off the bench, making three tackles, including a 4-yard tackle for loss, two pass breakups and two quarterback hurries ... Missed the SJSU game with an injury ... Also did not play against Utah State, Colorado State and Wyoming with the same injury ... Had a big game in his return from the toe injury at UNLV, making two tackles (one solo), including 1.5 tackles for loss and 0.5 sacks, with a forced fumble and a pass breakup ... The forced fumble was the first of his career ... Had another good game vs. Nevada, making two tackles (one solo), including a 7-yard sack (and TFL) and a forced fumble for the second straight game ... Earned his second start of the season (and career) vs. Air Force in the Mountain West Championship game, where he had four tackles and 0.5 tackles for loss ... Made a solo stop and added a quarterback hurry off the bench in the Hawai'i Bowl against Cincinnati.
- **2013-14 (at Arizona Western Community College):** Spent two seasons at Arizona Western Community College after originally signing an NLI with the Aztecs in 2012 ... Posted 43 tackles, 8.5 sacks and three forced fumbles in 2014, helping the Matadors to a 11-1 overall record ... In 2013, made 36 tackles, 16 tackles for loss, three forced fumbles, two recoveries and three pass breakups ... Named defensive MVP of the El Toro Bowl, recording three sacks, five tackles and a forced fumble ... A three-star recruit by both Rivals and 247sports ... Received a grade of 84 by 247sports ... Also received recruiting interest out of AWCC from Texas, UNLV, USC and Utah.
- **High School:** Played both defensive end and tight end at Legacy High School ... Was a two-time all-league pick ... Had 33 tackles and eight sacks in 2011 ... A three-star recruit by 247sports.com and a two-star recruit by Rivals and Scout out of high school ... Rated as the 54th-best weakside defensive end in the country by 247Sports and at No. 126 for defensive ends by Scout ... Got an 83 rating by 247Sports ... Also played basketball and was a member of the track and field team, competing in the shot put, discus throw and high jump.
- **Personal:** Randy Richard Ricks, Jr., was born May 29, 1994, in Pittsburgh, Pa. ... Son of Randy Ricks, Sr., and Olivia Walker ... Also received scholarship offers from Idaho, Nevada, New Mexico and Utah State and interest from Nebraska, Northern Arizona, Oklahoma, Pittsburgh, UNLV and Utah ... Is majoring in social science.

Ricks' Career Statistics

Season	GP	GS	UA	A	TT	TFL	Sk	Int.	PBU	FF	FR
2015	9	2	8	14	22	5.0	2.5	0	4	2	0
2016	4	4	8	3	11	3.0	1.0	0	2	1	0
Career	13	6	16	17	33	8.0	3.5	0	6	3	0

Career Highs: Tackles: 5 vs. New Hampshire (9/3/16); Tackles For Loss: 1.5 at UNLV (11/21/15); Sacks: 1.0 vs. New Hampshire (9/3/16), vs. Nevada (11/28/15), vs. Fresno State (10/3/15); Pass Breakups: 2 at Hawai'i (10/10/15); Forced Fumbles: 1 vs. California (9/10/16), vs. Nevada (11/28/15), at UNLV (11/21/15).

2017 Highs:

Ricks' Career Game-by-Game

Date	Opponent	GP	GS	UA	A	TT	TFL	Sk.	Int.	PBU	FF	FR
S.5.15	San Diego	1	0	0	0	0	0.0	0.0	0	1	0	0
S.12.15	at California	1	0	1	3	4	0.0	0.0	0	0	0	0
S.19.15	South Alabama	1	1	0	4	4	0.0	0.0	0	0	0	0
S.26.15	at Penn State	--- Did Not Play ---										
O.3.15	Fresno State*	1	0	2	0	2	1.0	1.0	0	0	0	0
O.10.15	at Hawai'i*	1	0	2	1	3	1.0	0.0	0	2	0	0
O.17.15	at San José State*	--- Did Not Play - Injured ---										

O.23.15	Utah State*	--- Did Not Play - Injured ---										
O.31.15	at Colorado State*	--- Did Not Play - Injured ---										
N.14.15	Wyoming*	--- Did Not Play - Injured ---										
N.21.15	at UNLV*	1	0	1	1	2	1.5	0.5	0	1	1	0
N.28.15	Nevada*	1	0	1	1	2	1.0	1.0	0	0	1	0
D.5.15	Air Force`	1	1	0	4	4	0.5	0.0	0	0	0	0
D.24.15	vs. Cincinnati%	1	0	1	0	1	0.0	0.0	0	0	0	0
S.3.16	New Hampshire	1	1	3	2	5	1.0	1.0	0	1	0	0
S.10.16	California	1	1	2	1	3	1.0	0.0	0	0	1	0
S.17.16	at Northern Illinois	1	1	2	0	2	1.0	0.0	0	1	0	0
O.1.16	at South Alabama	1	1	1	0	1	0.0	0.0	0	0	0	0
O.8.16	UNLV*	--- Did Not Play - Injured ---										
O.14.16	at Fresno State*	--- Did Not Play - Injured ---										
O.21.16	San José State*	--- Did Not Play - Injured ---										
O.28.16	at Utah State*	--- Did Not Play - Injured ---										
N.5.16	Hawai'i*	--- Did Not Play - Injured ---										
N.12.16	at Nevada*	--- Did Not Play - Injured ---										
N.19.16	at Wyoming*	--- Did Not Play - Injured ---										
N.26.16	Colorado State*	--- Did Not Play - Injured ---										
D.3.16	at Wyoming@	--- Did Not Play - Injured ---										
D.17.16	vs. Houston^	--- Did Not Play - Injured ---										

*Bold indicates season high. * - Mountain West game. ` - 2015 Sports Authority Mountain West Championship (Qualcomm Stadium; San Diego, Calif.). % - 2015 Hawai'i Bowl (Aloha Stadium; Honolulu, Hawaii). @ - 2016 Mountain West Championship (War Memorial Stadium; Laramie, Wyo.). ^ - 2016 Las Vegas Bowl (Sam Boyd Stadium; Las Vegas, Nev.).*

#74 TYLER ROEMER

Off. Tackle • RS-Freshman • 6-7 • 305 • Fernley, Nev. • Fernley HS

- **At San Diego State:** Big, physical lineman who possesses excellent technique, despite being just a redshirt freshman ... Is slated to start at left tackle as the blindside blocker to quarterback Christian Chapman heading into the fall.
- **2016 (Redshirt):** Traveled the entire season as the backup to senior Kwayde Miller, but ultimately did not play and ended up redshirting.
- **High School:** Played three years at Fernley High School in Fernley, Nev., starting on both sides of the ball ... Led the Vaqueros to back-to-back 7-2 league seasons after going 5-4 in 2013 ... Was all-league and all-state at both offensive and defensive line ... Also was chosen as the lineman of the year ... Recorded 108 tackles over the past three seasons, including 95 over the past two years (according to MaxPreps) ... Added seven sacks, three forced fumbles, two fumble recoveries, eight pass deflections and two blocked field goals ... Is a two-star recruit as an offensive tackle at both Rivals and Scout ... Also played two years of basketball, and was a member of the swimming and wrestling team one year apiece.
- **Personal:** Tyler Joseph Roemer was born March 6, 1998, in Reno, Nev. ... Son of William and Tara Roemer ... Also was recruited by Louisville ... Is majoring in business administration.

#67 ANTONIO ROSALES

Offensive Guard • Senior • 6-4 • 305 • Tucson, Ariz. • Tucson Magnet HS

- **At San Diego State:** Physical offensive lineman who continues to get bigger ... Is the only returning starter on the offensive line and the only player on the line who has started a game ... Teammates call him "Chief."
- **2017 (Senior):** Has been named a captain by his teammates ... Has been named a preseason first-team all-Mountain West selection by *Lindy's Sports*, and a second-team pick by both *Athlon Sports* and *Phil Steele Magazine* ... Lindy's also had him as the "Best Run Blocker in the Mountain West."
- **2016 (Junior):** Started all 14 games, the first 14 starts of his career ... According to Pro Football Focus, had the 10th-highest overall grade among guards in the country and the sixth-best run-blocker ... Made his first career start at right guard in the opener against New Hampshire ... Started again vs. California, at Northern Illinois, at South Alabama, against UNLV, at Fresno State, against San José State, at Utah State, against Hawai'i, at Nevada, at Wyoming, against Colorado State, at Wyoming in the MW Championship and vs. Houston in the Las Vegas Bowl.
- **2015 (Sophomore):** Played in six games in a reserve role ... Made his first collegiate appearance vs. Fresno State ... Also saw time vs. Utah State, at Colorado State, against Wyoming,

at UNLV and vs. Nevada.

- **2014 (Freshman):** Did not play during the 2014 campaign.
- **2013 (Redshirt):** Utilized his redshirt season in 2013.
- **High School:** An offensive tackle who also spent time on the defensive line, helping lead Tucson Magnet High School to a 14-7 record over his final two years after going just 2-8 in 2010 ... A first-team all-Southern Arizona pick in 2012 after garnering second-team accolades in 2011 ... A three-star recruit by ESPN and 247Sports.com ... Also a two-star recruit by Rivals.com and Scout.com ... Rated as the 87th-best offensive tackle by 247Sports and 16th overall recruit in Arizona, while earning an 83 grade ... Received a scout grade of 71 by ESPN and was ranked 131st among all offensive tackles in the country and 19th overall in Arizona ... Scout had him as the 155th-best offensive tackle.
- **Personal:** Picked the Aztecs early in the recruiting process with late interest from California, Boise State, Idaho, San José State and UNLV, among others ... Is majoring in social science.

Rosales' Career Statistics

Season	GP	GS
2015	6	0
2016	14	14
Career	20	14

Rosales' Career Game-by-Game

Date	Opponent	GP	GS/POS
S.5.15	San Diego	---	Did Not Play ---
S.12.15	at California	---	Did Not Play ---
S.19.15	South Alabama	---	Did Not Play ---
S.26.15	at Penn State	---	Did Not Play ---
O.3.15	Fresno State*	1	
O.10.15	at Hawai'i*	---	Did Not Play ---
O.17.15	at San José State*	---	Did Not Play ---
O.23.15	Utah State*	1	
O.31.15	at Colorado State*	1	
N.14.15	Wyoming*	1	
N.21.15	at UNLV*	1	
N.28.15	Nevada*	1	
D.5.15	Air Force**	---	Did Not Play ---
D.24.15	vs. Cincinnati%	---	Did Not Play ---
S.3.16	New Hampshire	1	RG
S.10.16	California	1	RG
S.17.16	at Northern Illinois	1	RG
O.1.16	at South Alabama	1	RG
O.8.16	UNLV*	1	RG
O.14.16	at Fresno State*	1	RG
O.21.16	San José State*	1	RG
O.28.16	at Utah State*	1	RG
N.5.16	Hawai'i*	1	RG
N.12.16	at Nevada*	1	RG
N.19.16	at Wyoming*	1	RG
N.26.16	Colorado State*	1	RG
D.3.16	at Wyoming@	1	RG
D.17.16	vs. Houston^	1	RG

* - Mountain West game. ** - 2015 Sports Authority Mountain West Championship (Qualcomm Stadium; San Diego, Calif.). % - 2015 Hawai'i Bowl (Aloha Stadium; Honolulu, Hawaii). @ - 2016 Mountain West Championship (War Memorial Stadium; Laramie, Wyo.). ^ - 2016 Las Vegas Bowl (Sam Boyd Stadium; Las Vegas, Nev.).

#17 RON SMITH

Cornerback • Sophomore • 6-0 • 170 • Oakland, Calif. • St. Mary's HS

- **At San Diego State:** Youngster who continues to learn the defense ... Was thrown into a starting position nine games into the season last year and started the final six across two-time Mountain West Defensive Player-of-the-Year award winner and current Atlanta Falcon Damontae Kazee ... Is SDSU's only returning cornerback with a start at cornerback ... Also excels on special teams.

- **2017 (Sophomore):** Has been named a preseason second-team all-Mountain West selection by *Athlon Sports*.
- **2016 (Freshman):** Recorded 57 tackles (30 solo), three interceptions for 77 yards and two touchdowns, three pass breakups, a forced fumble and 0.5 tackles for loss, despite only starting the final six games of the season ... The two interceptions returned for a touchdown tied a SDSU single-season record and ranked as the third most in the country, while his 77 interception return yards ranked 46th ... Played in all 14 games ... Led the team with 13 tackles on special teams and 12 on the kick return unit ... Had two assisted tackles in his first career game on special teams vs. New Hampshire ... Logged statless time on special teams against California ... Made a solo stop on special teams at Northern Illinois ... Had another solo tackle on special teams at South Alabama ... Made a solo tackle on special teams against UNLV ... Had two tackles at Fresno State ... Did not record a stat in playing time against San José State ... Had a then career-high four tackles and his first two career pass breakups at Utah State in his most extensive action at cornerback of the season ... Had a then career-high seven tackles (four solo), a 14-yard interception return for a touchdown and two pass breakups in his first career start against Hawai'i ... The interception and touchdown were each the first of his career ... The touchdown put SDSU up, 21-0, early in the second quarter ... Matched his then career high with seven tackles at Nevada and had an interception for the second straight game ... The interception went for nine yards ... Also had his first career forced fumble ... Made seven tackles (third straight game with exactly seven stops) and 0.5 tackles for loss in a third straight start at Wyoming ... Had a then career-high nine tackles in a start vs. Colorado State ... Led the team in tackles for the first time of his career ... Registered five tackles (three solo) with a pass breakup at Wyoming in the 2016 MW Championship game ... Had a career-high 10 tackles (seven solo) and a 54-yard interception return for a touchdown in the Las Vegas Bowl against Houston ... Recorded his first career game with double-digits in tackles ... The interception was his third of the season, while the interception return for a score was his second ... Was named to the 2016-17 Associated Press and Athlon Sports all-bowl teams for his play in the Las Vegas Bowl.

- **2015 (Redshirt):** Utilized his redshirt season at SDSU.
- **High School:** Helped St. Mary's High go 21-6 (.778) over his final two years, including a 11-2 mark in 2014 ... Recorded a team-high 69 total tackles with two interceptions as a senior at St. Mary's High, according to MaxPreps ... Also added two interceptions for 117 yards, three pass deflections and a forced fumble ... Added team highs of 175 kick return yards (21.9 avg.) and 81 punt return yards (9.0 avg.) ... Helped lead the Panthers to an 11-2 overall record and an appearance in the CIF North Coast Division 4 championship game in 2014 ... Had a bigger year in 2013, recording a team-best 135 tackles (125 solo), two interceptions for 65 yards, six forced fumbles, three fumble recoveries and two pass deflections ... A three-star recruit by Rivals, Scout, 247sports and ESPN ... Received a scout grade of 86 by 247sports and a 75 by ESPN.
- **Personal:** Ron Angelo William Smith was born Nov. 18, 1997, in Oakland, Calif. ... Son of Ron Smith and Mary Holly ... Picked San Diego State over offers from Air Force, Fresno State, Nevada, New Mexico, Utah, UTEP, Washington State and Wyoming, according to Rivals ... Is majoring in psychology.

Smith's Career Statistics

Season	GP	GS	UA	A	TT	TFL	Sk	Int.	PBU	FF	FR
2016	14	6	30	27	57	0.5	0.0	3	3	1	0
Career	14	6	30	27	57	0.5	0.0	3	3	1	0

Career Highs: Tackles: 10 vs. Houston (12/17/16); Tackles For Loss: 0.5 at Wyoming (11/19/16); Interceptions: 1 vs. Houston (12/17/16), at Nevada (11/12/16), vs. Hawai'i (11/5/16); Pass Breakups: 2 at Utah State (10/28/16); Forced Fumbles: 1 at Nevada (11/12/16); Defensive Touchdowns: 1 vs. Houston (12/17/16), vs. Hawai'i (11/5/16).

2017 Highs:

Smith's Career Game-by-Game

Date	Opponent	GP	GS	UA	A	TT	TFL	Sk.	Int.	PBU	FF	FR
S.3.16	New Hampshire	1	0	0	2	2	0.0	0.0	0	0	0	0
S.10.16	California	1	0	0	0	0	0.0	0.0	0	0	0	0
S.17.16	at Northern Illinois	1	0	1	0	1	0.0	0.0	0	0	0	0
O.1.16	at South Alabama	1	0	1	0	1	0.0	0.0	0	0	0	0
O.8.16	UNLV*	1	0	1	0	1	0.0	0.0	0	0	0	0
O.14.16	at Fresno State*	1	0	0	2	2	0.0	0.0	0	0	0	0
O.21.16	San José State*	1	0	0	0	0	0.0	0.0	0	0	0	0
O.28.16	at Utah State*	1	0	1	3	4	0.0	0.0	0	2	0	0

N.5.16	Hawai'i*	1	1	4	3	7	0.0	0.0	1	0	0	0
N.12.16	at Nevada*	1	1	6	1	7	0.0	0.0	1	0	1	0
N.19.16	at Wyoming*	1	1	3	4	7	0.5	0.0	0	0	0	0
N.26.16	Colorado State*	1	1	2	7	9	0.0	0.0	0	0	0	0
D.3.16	at Wyoming@	1	1	3	2	5	0.0	0.0	0	1	0	0
D.17.16	vs. Houston^	1	1	7	3	10	0.0	0.0	1	0	0	0

*Bold indicates season high. * - Mountain West game. @ - 2016 Mountain West Championship (War Memorial Stadium; Laramie, Wyo.). ^ - 2016 Las Vegas Bowl (Sam Boyd Stadium; Las Vegas, Nev.).*

#11 WILL STRICKLIN II

Warrior • RS-Freshman • 6-0 • 200 • San Marcos, Calif. • Mission Hills HS

- **At San Diego State:** Local product, who missed all of last year with a leg injury ... Returned to play in the spring ... Is listed third at the coveted Aztec position heading into 2017.
- **2016 (Redshirt):** Redshirted his first season after injuring his leg early on.
- **High School:** Earned three letters at Mission Hills High School in nearby San Marcos, Calif. ... Led the Grizzlies to a 32-6 (.842) record over his three years, including a 11-1 (.917) mark in league play ... MHHS went 11-1 in 2015 and 4-0 in league action, after going 9-3 (4-0 in Avocado East League) in 2014 and 12-2 (3-1) in 2013 ... The 2015 squad was undefeated in regular season, the first time that has occurred in school history ... Was a second-team all-CIF selection ... Also garnered all-league honors ... A two-star recruit by Rivals, Scout, 247sports and ESPN ... Received a grade of 77 by 247sports and a grade of 68 by ESPN ... Also competed on the track and field team at MHHS.
- **Personal:** Willie Randolph Stricklin II was born Dec. 22, 1997, in Louisville, Ky. ... Son of Nakia Stricklin ... Picked the Aztecs over an offer from Nevada ... Undecided on a major.

#44 KYAHVA TEZINO

Linebacker • Sophomore • 6-0 • 230 • Los Angeles, Calif. • Salesian HS

- **At San Diego State:** Pronounced Key-AH-va Tah-ZEENO ... Explosive athlete who will be counted on for more snaps in 2017, now in his third season ... Is slated as the backup to Ronley Lakalaka at one of the two outside linebacker spots heading into the 2017 opener.
- **2016 (Freshman):** Played in 11 of the team's 14 games, mainly on special teams ... Had five tackles (two solo), including 1.5 sacks (and tackles for loss) for seven yards ... Played in the first three games of the season, including his first three defensive snaps in the opener against New Hampshire ... Did not play in the team's next three games ... Had his first career tackle - a 5-yard sack - in three snaps vs. San Jose State ... Had a career-high four tackles, including 0.5 sacks (and 0.5 TFL) in a career-best 18 snaps at Utah State ... Played his final three defensive snaps of the season the following week vs. Hawai'i without recording a stat ... Also played statless time at Nevada, at Wyoming, vs. Colorado State, at Wyoming in the Mountain West Championship and against Houston in the Las Vegas Bowl.
- **2015 (Redshirt):** Redshirted his first year at SDSU, where he was named the team's defensive scout player of the year.
- **High School:** Starred on both sides of the ball in his three-year career at Salesian High School in Los Angeles, rushing for 1,704 yards and 13 touchdowns on 178 attempts (9.6 avg.) on offense and making 343 tackles (293 solo) and nine interceptions ... Led the team in tackles all three seasons, making 112 (99 solo) in 2014, 122 (96 solo) in 2013 and 109 (98 solo) in 2012 ... Rushed for 1,063 yards and six touchdowns on 115 carries (9.2 avg.) as a senior and 513 rushing yards and six touchdowns on 51 carries (10.1 avg.) as a junior ... Led the Mustangs to a 23-4 (.852) record from 2012-13 ... Was a four-star recruit by all four of the major recruiting services - ESPN, Rivals, Scout and 247sports ... Among linebackers, was rated as the 16th best by ESPN, 18th best by 247sports, 19th best by ESPN and 20th by Scout ... Received a grade of 93 by 247sports and an 81 by ESPN.
- **Personal:** Kyahva Montrell Tezino was born June 21, 1997, in Los Angeles, Calif. ... Son Charles and Kelly Tezino ... Picked the Aztecs over numerous offers, including Boise State, California, Arizona, Arizona State, Colorado, Colorado State, Miami (Fla.), SMU, UCLA, Utah, Washington, Washington State and Wisconsin ... Is majoring in interdisciplinary studies.

Tezino's Career Statistics

Season	GP	GS	UA	A	TT	TFL	Sk	Int.	PBU	FF	FR
2016	11	0	2	3	5	1.5	1.5	0	0	0	0
Career	11	0	2	3	5	1.5	1.5	0	0	0	0

Career Highs: Tackles: 4 at Utah State (10/28/16); Tackles For Loss: 1.0 vs. San Jose State (10/21/16); Sacks: 1.0 vs. San Jose State.

2017 Highs:

Tezino's Career Game-by-Game

Date	Opponent	GP	GS	UA	A	TT	TFL	Sk.	Int.	PBU	FF	FR
S.3.16	New Hampshire	1	0	0	0	0	0.0	0.0	0	0	0	0
S.10.16	California	1	0	0	0	0	0.0	0.0	0	0	0	0
S.17.16	at Northern Illinois	1	0	0	0	0	0.0	0.0	0	0	0	0
O.1.16	at South Alabama	--- Did Not Play - Injured ---										
O.8.16	UNLV*	--- Did Not Play - Injured ---										
O.14.16	at Fresno State*	--- Did Not Play - Injured ---										
O.21.16	San José State*	1	0	1	0	1	1.0	1.0	0	0	0	0
O.28.16	at Utah State*	1	0	2	2	4	0.0	0.0	0	0	0	0
N.5.16	Hawai'i*	1	0	0	0	0	0.0	0.0	0	0	0	0
N.12.16	at Nevada*	1	0	0	0	0	0.0	0.0	0	0	0	0
N.19.16	at Wyoming*	1	0	0	0	0	0.0	0.0	0	0	0	0
N.26.16	Colorado State*	1	0	0	0	0	0.0	0.0	0	0	0	0
D.3.16	at Wyoming@	1	0	0	0	0	0.0	0.0	0	0	0	0
D.17.16	vs. Houston^	1	0	0	0	0	0.0	0.0	0	0	0	0

*Bold indicates season high. * - Mountain West game. @ - 2016 Mountain West Championship (War Memorial Stadium; Laramie, Wyo.). ^ - 2016 Las Vegas Bowl (Sam Boyd Stadium; Las Vegas, Nev.).*

#14 TARIQ THOMPSON

Warrior • TR-Freshman • 6-0 • 190 • San Diego, Calif. • St. Augustine HS

- **At San Diego State:** Athletic safety, who has impressed the coaching staff in fall camp ... Is expected to start as a true freshman at one of the two Warrior spots Saturday against UC Davis.
- **High School:** Earned four letters at St. Augustine High School here in San Diego ... Led the Saints to a pair of 10-3 seasons in 2015 and 2016 ... According to MaxPreps, finished his four-year career with 217 tackles (139 solo), four tackles for loss, 11 interceptions for 151 yards, 38 pass deflections, three forced fumbles, a fumble recovery, a sack and two blocked field goals ... On the offensive side of the ball was used as a receiver, where he made 85 catches for 1,167 yards (13.7 avg.) and 15 touchdowns over the past three seasons ... Had a total of 17 touchdowns over his career, including 15 receiving, one interception and one kick return ... Was a two-time all-CIF selection and a three-time all-Eastern League pick ... Also was the team's MVP ... A three-star recruit by ESPN, and a two-star recruit by Rivals and 247sports ... Received a grade of 78 by 247sports and a 71 by ... Also played basketball at St. Augustine High School.
- **Personal:** Tariq Edward Thompson was born Aug. 9, 1999, in San Diego, Calif. ... Son of Anne Ford-Thompson ... Chose the Aztecs over offers from Fresno State and Northern Arizona ... Undecided on a major.

#18 TRENTON THOMPSON

Warrior • Sophomore • 6-2 • 190 • Palm Springs, Calif. • Palm Springs HS

- **At San Diego State:** Athletic, hard-hitting safety, who backed up three-time all-Mountain West pick Malik Smith for most of the season last year as a true freshman ... Is slated to back up Tariq Thompson (no relation) at one of the Warrior spots heading into the opener vs. UC Davis.
- **2016 (True Freshman):** Had eight tackles and a pass breakup on the season, despite playing in only eight games ... Was one of three true freshmen to play on defensive side of the ball (also Troy Cassidy and Kyrie Woods) ... According to *Pro Football Focus*, logged 47 snaps on the season ... Did not play and wasn't on the travel squad for the first five games of the season ... Was on the travel squad for the first time of the season at Fresno State, but did not play ... Had four tackles (three solo) in his first career game against San José State, all on special teams ... Ended up logging 13 stats on defense vs. the Spartans ... Had an assisted tackle at Utah State in five snaps ... Registered one solo tackle and had his first pass breakup against Hawai'i in a career-high 22 snaps ... Had an assisted tackle at Nevada ... Logged one snap, but did not record a stat at Wyoming ... Had a solo tackle on special teams against Colorado State ... Did not record a stat in three snaps and special teams action at Wyoming in the MW Championship game ... Logged a solo stop in three snaps vs. Houston in the Las Vegas Bowl.
- **High School:** Earned two letters and played three years at Palm Springs High School in Palm

Springs, Calif. ... Helped the Indians go 2-3 (.889), including a 11-1 (.917) mark in league play over the past two years ... Led the 2015 squad to a CIF Championship ... Logged 219 total tackles (134 solo) over his three years (according to MaxPreps), adding seven tackles for loss, four interceptions, seven pass deflections, six forced fumbles, two fumble recoveries, four blocked field goals and two blocked punts ... Also caught 16 passes for 325 yards (20.3 avg.) and three touchdowns as a senior in 2015 ... A three-star recruit by Scout and 247sports, and a two-star recruit by Rivals ... Received a grade of 87 by 247sports ... Scout ranked him as the 15th-best outside linebacker in the 2016 class and the 23rd best on the West Coast.

- **Personal:** Trenton Thompson was born Dec. 18, 1997, in Palm Springs, Calif. ... Chose the Aztecs over offers from Colorado State, Nevada, Northern Arizona, UNLV, Utah State and Wyoming ... Is majoring in criminal justice.

Thompson's Career Statistics

Season	GP	GS	UA	A	TT	TFL	Sk	Int.	PBU	FF	FR
2016	8	0	5	3	8	0.0	0.0	0	1	0	0
Career	8	0	5	3	8	0.0	0.0	0	1	0	0

Career Highs: Tackles: 4 vs. San José State (10/21/16); Pass Breakups: 1 vs. Hawai'i (11/5/16).

2017 Highs:

Thompson's Career Game-by-Game

Date	Opponent	GP	GS	UA	A	TT	TFL	Sk.	Int.	PBU	FF	FR
S.3.16	New Hampshire											
S.10.16	California											
S.17.16	at Northern Illinois											
O.1.16	at South Alabama											
O.8.16	UNLV*											
O.14.16	at Fresno State*											
O.21.16	San José State*	1	0	3	1	4	0.0	0.0	0	0	0	0
O.28.16	at Utah State*	1	0	0	1	1	0.0	0.0	0	0	0	0
N.5.16	Hawai'i*	1	0	1	0	1	0.0	0.0	0	0	0	0
N.12.16	at Nevada*	1	0	0	1	1	0.0	0.0	0	0	0	0
N.19.16	at Wyoming*	1	0	0	0	0	0.0	0.0	0	0	0	0
N.26.16	Colorado State*	1	0	1	0	1	0.0	0.0	0	0	0	0
D.3.16	at Wyoming@	1	0	0	0	0	0.0	0.0	0	0	0	0
D.17.16	vs. Houston^	1	0	1	0	1	0.0	0.0	0	0	0	0

*Bold indicates season high. * - Mountain West game. @ - 2016 Mountain West Championship (War Memorial Stadium; Laramie, Wyo.). ^ - 2016 Las Vegas Bowl (Sam Boyd Stadium; Las Vegas, Nev.).*

#89 FRED TREVILLION

Wide Receiver • Junior • 6-2 • 200 • Brookhaven, Miss. • Southwest Miss. CC

- **At San Diego State:** Re-joined the Aztecs in the spring after spending 2016 at Southwest Mississippi College ... Originally signed with the 2014 Aztec class and played Warrior (safety) in 2014, seeing plenty of time on special teams ... Played wide receiver at SMC last year ... Was in line to start at the "X" receiver, but missed some time in camp with an illness ... Is now listed as the co-No. 2 heading into UC Davis.
- **2016 (at Southwest Mississippi College):** Played in six games for Southwest Mississippi College at wide receiver ... Caught eight balls for 231 yards and two touchdowns ... Best game was against Mississippi Gulf Coast, where he had three catches for 148 yards (49.3 avg.) and two touchdowns with a long of 73 yards.
- **2014 (True Freshman):** Played in 12 games on defense as a true freshman, recording five tackles (three solo) ... Did not play in the opener vs. Northern Arizona, but played in each of the final 12 games ... First career game came at North Carolina ... Also logged statless time at Oregon State ... Had his first career tackle (solo) the following week vs. UNLV and had another solo stop at Fresno State the next week ... Did not record a stat in playing time at New Mexico, against Hawai'i and at Nevada ... Had an assisted stop against Idaho ... Came up with a career-high two tackles (one solo) at Boise State ... Did not record a stat vs. Air Force, San Jose State and against Navy in the Poinsettia Bowl.
- **High School:** Twice earned all-state recognition in Mississippi and was a three-time all-region selection ... Caught 42 passes for 824 yards and seven touchdowns as a senior ... Recorded four 100-yard receiving games ... Also saw action at quarterback, punter and on special teams for the Panthers ... Was listed as a two-star recruit by Scout and Rivals ... Earned three letters

in basketball for Brookhaven High as well.

- **Personal:** Frederick Diente Trevillion was born Oct. 13, 1994 ... Son of Stephanie Trevillion ... Chose San Diego State out of high school over Louisiana Monroe and drew interest from Arkansas, Mississippi, Mississippi State, Southern Miss, Louisiana Lafayette and Louisiana Tech ... Is majoring in social science.

Trevillion's Career Statistics

Defense

Season	GP	GS	UA	A	TT	TFL	Sk	Int.	PBU	FF	FR
2014	12	0	3	2	5	0.0	0.0	0	0	0	0
Career	12	0	3	2	5	0.0	0.0	0	0	0	0

Career Highs: Tackles: 2 at Boise State (11/15/14).

#85 QUEST TRUXTON

Wide Receiver • Senior • 6-0 • 185 • Newport Harbor, CA • Golden West College

- **At San Diego State:** Speedster with playmaking abilities ... Good route runner, who catches almost anything thrown to him ... Battled injuries in camp, and is now listed as the co-backup with Collin Anderews at the "Z" receiver spot, but will still start at punt returner ... Also plays on the kickoff unit ... Father, Lou, named him Quest after Jonny Quest, an animated character from the 1960s television show.
- **2017 (Senior):** Has been named a preseason first-team all-Mountain West pick as a punt returner by *Athlon Sports* and *Phil Steele Magazine*.
- **2016 (Junior):** Was named an honorable mention all-Mountain West selection as a punt returner ... Also was named SDSU's special teams co-player of the year (with Rashaad Penny) ... Played in all 14 games as a receiver and on special teams ... Had 11 catches for 156 yards (14.2 avg.) with three touchdowns ... Also had two rushes for 44 yards (22.0 avg.), 30 punt returns for 271 yards (9.0 avg.) and four kick returns for 61 yards (15.3 avg.) ... Led the Mountain West and ranked 27th in the nation in punt return average (9.03) ... The 9.0 punt return average was the second best by an Aztec since 1996 (min. 20 punt returns), while his 271 yards rank as the third most since 1996 ... Logged his first career snaps in the opener vs. New Hampshire off the bench ... Made one catch for 14 yards, and logged time on special teams ... Returned three punts for 16 yards (5.3 avg.) with a long of 12 yards ... Earned the start at punt returner vs. California, where he returned three punts for 46 yards (15.3 avg.) with a long of 25 yards ... Also returned three pooch kicks for 52 yards (17.3 avg.) and added a special teams tackle ... Returned a punt for seven yards, while seeing time at wide receiver and on special teams at Northern Illinois ... Logged significant time at South Alabama, making a 9-yard catch and returning two punts for 33 yards (16.5 avg.) ... Included in the two punt returns was a then career-long 32-yarder ... Added a special teams tackle ... Played again vs. UNLV, making a career-high two catches for a then career-best 36 yards (18.0 avg.) with a long of 20 yards ... Also returned five punts for 44 yards (8.8 avg.) with a long of 29 yards ... Returned one punt for zero yards at Fresno State ... Returned two punts for 20 yards (10.0 avg.) against San José State ... Had a 10-yard touchdown catch and a 21-yard rush at Utah State ... The touchdown was the first of his career and gave SDSU a 17-7 lead ... The rushing attempt was the first of his career ... Had good all-around game against Hawai'i with a 9-yard touchdown catch, a career-long 23-yard run and four punt returns for 73 yards ... The touchdown was the second of his career and second straight game with a touchdown catch ... Set career highs in punt return yards (73), punt return average (18.3) and all-purpose yards (105) ... Made an 11-yard catch at Nevada ... Also returned one punt, but lost a yard on the play ... Caught two passes for a career-high 50 yards and a touchdown, while adding a 6-yard punt return ... The touchdown was the third of his career and came on a 23-yard Hail Mary with time expiring in the fourth quarter ... Set career highs in receptions (tied), receiving yards (50), and touchdowns (1, tied) ... Had a career-long 27-yard catch during the game ... Had an 8-yard catch and a 6-yard punt return against Colorado State ... Also had a career-high three tackles - one on each of the Rams' first three kickoffs ... Caught a 9-yard pass off the bench at Wyoming in the MW Championship game, and returned three punts for five yards (1.3 avg.) ... Earned his first career start against Houston in the Las Vegas Bowl, but did not record a catch ... Returned three punts for 14 yards (4.7 avg.) with a long of 16 yards.
- **2014-15 (at Golden West College):** Was a Region III All-California First Team Offense honoree in 2015 after leading Golden West with 68 receptions ... Ranked second with 902 receiving yards and 10 touchdowns, averaging 82 yards per game ... Golden West posted an 8-3 mark in 2015, ranked as high as third in the nation and first in California ... As a freshman in 2014, recorded 841 yards on 50 receptions (76.5 yards per game) with eight touchdowns en route to a Southern League First Team Offense accolade.

- **High School:** Was the 2013 Newport-Mesa Dream Team All-Purpose Player of the Year, Sunset League Offensive Player of the Year and All-CIF Southern Section Southwest Division honoree as a senior at Newport Harbor High ... Set school single-season records for receptions (83), receiving yards (1,325) and touchdown catches (17) and posted 20 total touchdowns as a senior to help lead the Sailors to the Southwest Division title game.
- **Personal:** Quest Joseph Truxton was born Sept. 21, 1996, in Newport Beach, Calif. ... Son of Lou and Eileen Truxton ... Is the youngest of four siblings ... Is majoring in social science.

Truxton's Career Statistics

Receiving

Season	GP	GS	Rec.	Yds.	Avg.	Long	TD
2016	14	1	11	156	14.2	27	3
Career	14	1	11	156	14.2	27	3

Punt Returns

Season	GP	GS	No.	Yds.	Avg.	Long	TD	All-Purpose Total Yds/Gm.	
2016	14	13	30	271	9.0	41	0	532	38.0
Career	14	13	30	271	9.0	41	0	532	38.0

Career/2016 Highs: Receptions: 2 at Wyoming (11/19/16), vs. UNLV (10/8/16); Receiving Yards: 50 at Wyoming (11/19/16); Receiving Touchdowns: 1 at Wyoming (11/19/16), vs. Hawai'i (11/5/16), at Utah State (10/28/16); Long Reception: 27 at Wyoming (11/19/16); Carries: 1 vs. Hawai'i (11/5/16), at Utah State (10/28/16); Rushing Yards: 23 vs. Hawai'i (11/5/16); Long Rush: 23 vs. Hawai'i (11/5/16); Punt Returns: 5 vs. UNLV (10/8/16); Punt Return Yards: 73 vs. Hawai'i (11/5/16); Long Punt Return: 41 vs. Hawai'i (11/5/16); Kick Returns: 3 vs. California (9/10/16); Kick Return Yards: 52 vs. California (9/10/16); Long Kick Return: 20 vs. California (9/10/16); Tackles: 3 vs. Colorado State (11/26/16).

Truxton's Career Game-by-Game

Receiving

Date	Opponent	GP	GS	No.	Yds.	Avg.	Lg.	TD	TD Lengths
S.3.16	New Hampshire	1	0	1	14	14.0	14	0	
S.10.16	California	1	0	0	0	0.0	0	0	
S.17.16	at Northern Illinois	1	0	0	0	0.0	0	0	
O.1.16	at South Alabama	1	0	1	9	9.0	9	0	
O.8.16	UNLV*	1	0	2	36	18.0	21	0	
O.14.16	at Fresno State*	1	0	0	0	0.0	0	0	
O.21.16	San José State*	1	0	0	0	0.0	0	0	
O.28.16	at Utah State*	1	0	1	10	10.0	10	1	10
N.5.16	Hawai'i*	1	0	1	9	9.0	9	1	9
N.12.16	at Nevada*	1	0	1	11	11.0	11	0	
N.19.16	at Wyoming*	1	0	2	50	25.0	27	1	23
N.26.16	Colorado State*	1	0	1	8	8.0	8	0	
D.3.16	at Wyoming@	1	0	1	9	9.0	9	0	
D.17.16	vs. Houston^	1	1	0	0	0.0	0	0	

Punt Returns

Date	Opponent	GP	GS	No.	Yds.	Avg.	Lg.	TD	TD Lengths
S.3.16	New Hampshire	1		3	16	5.3	12	0	
S.10.16	California	1	*	3	52	17.3	25	0	
S.17.16	at Northern Illinois	1	*	1	7	7.0	7	0	
O.1.16	at South Alabama	1	*	2	33	16.6	32	0	
O.8.16	UNLV*	1	*	5	44	8.8	29	0	
O.14.16	at Fresno State*	1	*	1	0	0.0	0	0	
O.21.16	San Jose State*	1	*	2	20	10.0	15	0	
O.28.16	at Utah State*	1	*	0	0	0.0	0	0	
N.5.16	Hawai'i*	1	*	4	71	17.8	41	0	
N.12.16	at Nevada*	1	*	1	-1	-1.0	0	0	
N.19.16	at Wyoming*	1	*	1	6	6.0	6	0	
N.26.16	Colorado State*	1	*	1	6	6.0	6	0	
D.3.16	at Wyoming@	1	*	3	5	1.7	3	0	
D.17.16	vs. Houston^	1	*	3	14	4.7	16	0	

*Bold indicates season high. * - Mountain West game. @ - 2016 Mountain West Championship (War Memorial Stadium; Laramie, Wyo.). ^ - 2016 Las Vegas Bowl (Sam Boyd Stadium; Las Vegas, Nev.). GS - * in this category the player was on the field the first time San Diego State was in the punt return formation.*

#87 KAHALE WARRING

Tight End • Sophomore • 6-6 • 250 • Sonora, Calif. • Sonora HS

- **At San Diego State:** Pronounced Kah-HALL-gy WHERE-ing ... Big tight end who has shown drastic improvement since arriving on campus in 2015 ... Put on 25 pounds of muscle last year to get to 245 and heads into 2017 at 250 ... Was listed as the backup on the depth chart at tight end vs. UNLV in the fifth game of last season before suffering a season-ending injury in practice that week ... Is third on the depth chart heading into the UC Davis, but will still get a ton of playing time ... Was awarded a scholarship late in fall camp.
- **2016 (Freshman):** Played in the team's first four games before a season-ending injury to his foot, making two catches - both for touchdowns ... Had two receptions for 17 yards (8.5 avg.) ... Played for the first time of his career in the opener against New Hampshire, but did not make the stat sheet ... Logged statless time once again vs. California ... Caught his first career pass at Northern Illinois, which was a 5-yard touchdown catch on 4th and 2 to put SDSU up, 21-0, early in the second quarter ... Caught a 12-yard touchdown pass to put SDSU up, 24-21, at South Alabama ... It was his second straight game with a catch (and touchdown catch) ... Did not play against UNLV after injuring his foot in practice during the week ... Also missed the rest of the season with the injury.
- **2015 (Redshirt):** Redshirted his first season at SDSU.
- **High School:** Played just one year of football at Sonora High in Sonora, Calif. ... Earned all-league accolades in his one season, catching 21 balls for 548 yards (26.1 avg.), according to MaxPreps ... Helped the Wildcats to an 11-2 record, including a perfect 6-0 league mark ... Also excelled in basketball, averaging 19.6 points and 10.8 rebounds as a senior, earning the league's MVP award ... Was also an all-conference pick in water polo ... Previously played tennis, and was a member of the cross country and swimming teams.
- **Personal:** Kahale Kuio Kalani Michael Wadehouse Warring was born March 23, 1997, in Sonora, Calif. ... Son of Kahai Wadehouse and Nichole Longeway, and stepson of Lloyd Longeway ... Was also recruited by Nevada and Sacramento State ... Is majoring in communication.

Warring's Career Statistics

Receiving

Season	GP	GS	Rec.	Yds.	Avg.	Long	TD
2016	4	0	2	17	8.5	12	2
Career	4	0	2	17	8.5	12	2

Career Highs: Receptions: 1 at South Alabama (10/1/16), at Northern Illinois (9/17/16); Receiving Yards: 12 at South Alabama (10/1/16); Receiving Touchdowns: 1 at South Alabama (10/1/16), at Northern Illinois (9/17/16); Long Reception: 12 at South Alabama (10/1/16).
2017 Highs:

Warring's Career Game-by-Game

Receiving

Date	Opponent	GP	GS	No.	Yds.	Avg.	Lg.	TD	TD Lengths
S.3.16	New Hampshire	1	0	0	0	0.0	0	0	
S.10.16	California	1	0	0	0	0.0	0	0	
S.17.16	at Northern Illinois	1	0	1	5	5.0	5	1	5
O.1.16	at South Alabama	1	0	1	12	12.0	12	1	12
O.8.16	vs. UNLV*	--- Did Not Play - Injured ---							
O.14.16	at Fresno State*	--- Did Not Play - Injured ---							
O.21.16	vs. San José State*	--- Did Not Play - Injured ---							
O.28.16	at Utah State*	--- Did Not Play - Injured ---							
N.5.16	Hawai'i*	--- Did Not Play - Injured ---							
N.12.16	at Nevada*	--- Did Not Play - Injured ---							
N.19.16	at Wyoming*	--- Did Not Play - Injured ---							
N.26.16	Colorado State*	--- Did Not Play - Injured ---							
D.3.16	at Wyoming@	--- Did Not Play - Injured ---							
D.17.16	vs. Houston^	--- Did Not Play - Injured ---							

*Bold indicates season high. * - Mountain West game. @ - 2016 Mountain West Championship (War Memorial Stadium; Laramie, Wyo.). ^ - 2016 Las Vegas Bowl (Sam Boyd Stadium; Las Vegas, Nev.).*

#29 JUWAN WASHINGTON

Running Back • Sophomore • 5-7 • 190 • Kennedale, Texas • Kennedale HS

- **At San Diego State:** Speedster who is not afraid of contact ... Has a great blend of speed and power ... Is second on the running back depth chart heading into the 2017 season ... Also sees action in the return game, currently slated to start (with Rashaad Penny) at kick returner, while backing up Quest Truxton at punt returner.
- **2017 (Sophomore):** Has racked up numerous preseason awards, including being named to the Earl Campbell Tyler Rose Award Watch List, which goes to an offensive player with ties to Texas and displays performance, integrity and tenacity ... Also is a preseason fourth-team all-Mountain West selection by *Athlon Sports* as a running back and to the *Phil Steele Magazine* fourth team as a kick returner.
- **2016 (Freshman):** Earned the team's outstanding freshman award (with Parker Houston) ... Earlier was named "SDSU's Top Newcomer" by *Lindy's Sports* ... Played in the team's 14 games with one start, rushing 55 times for 441 yards (8.0 avg.) and six touchdowns, catching three passes for 72 yards (24.0 avg.) and returning 10 kicks for 293 yards (29.3 avg.) and another score ... Was one of only five freshman players in the country with at least five rushing touchdowns and one receiving touchdown, and one of two with a kick return as well ... His 8.0 yards per rush was the highest by an Aztec since at least 1996 (min. 55 attempts) ... The 8.0 yards per attempt also ranked fifth in the country (min. 55 attempts) ... Ranked second in the MW and eighth in the nation in kick return touchdowns (1) ... Averaged 11.9 yards per touch last year (rush/rec./PR/KR), the highest mark on the team (min. 40 touches) ... Had at least one touchdown in five consecutive games until not scoring in the MW Championship game at Wyoming ... Logged his first career snaps in the opener against New Hampshire, rushing four times for nine yards (2.3 avg.), and seeing time on special teams ... Rushed four times for 28 yards (7.0) with a long of 11 yards against California ... Did not get any carries at Northern Illinois, but returned three kicks for 93 yards (31.0 avg.), including a long of 53 yards ... Logged statless time at South Alabama ... Rushed five times for 13 yards against UNLV, averaging 2.6 yards per carry and returned a kick for 15 yards ... Did not record a stat in action at Fresno State ... Rushed for 22 yards on six carries with a then season-long of 12 yards vs. San José State and caught his first pass as an Aztec for four yards ... Rushed 14 times for 137 yards (9.8 avg.) and two touchdowns at Utah State ... It was his first career 100-yard rushing game (76th Aztec with a 100-yard game in school history) ... Set career highs in rushing yards, touchdowns, carries and long rush (then a career long of 64 yards) ... Scored his first two career touchdowns ... Rushed five times for 48 yards (9.6 avg.) and a touchdown and added a 24-yard touchdown catch in time against Hawai'i ... It was his first career touchdown catch ... Had multiple touchdowns for the second straight game ... Set career highs in receptions (1, tied), receiving yards (24) and long reception (24 yards) ... Rushed five times for 70 yards (14.0 avg.) and a touchdown at Nevada with a long of 45 yards ... Also returned two short kicks for 29 yards (14.5 avg.) ... Rushed once for 14 yards, had a 44-yard catch and returned two kicks for 100 yards, including a 92-yard touchdown, at Wyoming ... The kick return touchdown was the first of his career ... Also set career highs in kick return yards (100), receiving yards (44) and long reception (44) ... Rushed six times for 92 yards, including an 81-yard rushing touchdown vs. Colorado State ... The 81-yard rush was the longest of his career ... Had seven touchdowns (five rushing, one receiving and one kick return), all over the previous five games ... Rushed two times for zero yards in the MW Championship game at Wyoming ... Carried three times for eight yards, including a 7-yard touchdown against Houston in the Las Vegas Bowl.
- **2015 (Redshirt):** Redshirted his first season at SDSU.
- **High School:** Racked up big numbers at Kennedale High School, where he won three varsity letters ... Rushed for 5,139 yards and 75 touchdowns with an average of 9.5 yards per carry during his career, according to MaxPreps ... Eclipsed the 300-yard mark five times in 24 games as a prep ... Also combined for 836 yards on kickoff returns ... Earned second-team all-state honors after running for 2,695 yards and 39 scores during his senior season, leading the Wildcats to a 12-1 overall record and an appearance in the UIL Conference 4A Regionals ... Rated as a three-star recruit by Scout, 247sports and ESPN, and a two-star recruit by Rivals ... Earned a grade of 82 by 247sports and a 74 from ESPN.
- **Personal:** Juwan Xavier Washington was born Nov. 19, 1996, in Fort Worth, Texas ... Son of Katrina Smith ... Picked SDSU over other offers from Houston, Arkansas State, Louisiana-Monroe and Texas State ... Also received recruiting interest from numerous other schools, including Arkansas, Baylor, Brigham Young, Duke, Kansas State, Minnesota, Notre Dame, Oklahoma, TCU and USC, among others ... Is majoring in interdisciplinary studies.

Washington's Career Statistics

Season	GP	GS	Rushing					Receiving				
			Att.	Yds.	TD	Lg.	100+	No.	Yds.	Avg.	TD	Lg.
2016	14	1	55	441	6	81	1	3	72	24.0	1	44
Career	14	1	55	441	6	81	1	3	72	24.0	1	44

Kick Returns

Season	GP	GS	No.	Yds.	Avg.	Long	TD	All-Purpose	
								Total Yds/Gm.	
2016	14	0	10	293	29.3	92	1	806	57.6
Career	14	0	10	293	29.3	92	1	806	57.6

Career Highs: Carries: 14 at Utah State (10/28/16); Rushing Yards: 137 at Utah State (10/28/16); Rushing Touchdowns: 2 at Utah State (10/28/16); Long Rush: 81 vs. Colorado State (11/26/16); Receptions: 1 at Wyoming (11/19/16), vs. Hawai'i (11/5/16), vs. San José State (10/21/16); Receiving Yards: 44 at Wyoming (11/19/16); Receiving Touchdowns: 1 vs. Hawai'i (11/5/16); Long Reception: 44 at Wyoming (11/19/16); Kick Returns: 3 at Northern Illinois (9/17/16); Kick Return Yards: 100 at Wyoming (11/19/16); Kick Return Touchdowns: 1 at Wyoming (11/19/16); Long Kick Return: 92 at Wyoming (11/19/16).

2017 Highs:

Washington's Career Game-by-Game

Date	Opponent	GP	GS	Rushing				Receiving			
				Att.	Yds.	Avg.	TD	No.	Yds.	TD	
S.3.16	New Hampshire	1	0	4	9	2.25	0	0	0	0	
S.10.16	California	1	0	4	28	7.00	0	0	0	0	
S.17.16	at Northern Illinois	1	0	0	0	0.00	0	0	0	0	
O.1.16	at South Alabama	1	0	0	0	0.00	0	0	0	0	
O.8.16	UNLV*	1	0	5	13	2.60	0	0	0	0	
O.14.16	at Fresno State*	1	0	0	0	0.00	0	0	0	0	
O.21.16	San José State*	1	0	6	22	3.67	0	1	4	0	
O.28.16	at Utah State*	1	0	14	137	9.79	2	0	0	0	
N.5.16	Hawai'i*	1	0	5	48	9.60	1	1	24	1	
N.12.16	at Nevada*	1	0	5	70	14.00	1	0	0	0	
N.19.16	at Wyoming*	1	0	1	14	14.00	0	1	44	0	
N.26.16	Colorado State*	1	1	6	92	15.33	1	0	0	0	
D.3.16	at Wyoming@	1	0	2	0	0.00	0	0	0	0	
D.17.16	vs. Houston^	1	0	3	8	2.67	1	0	0	0	

Kick Returns

Date	Opponent	GP	GS	No.	Yds.	Avg.	Lg.	TD	TD Lengths
S.10.16	California	1	0	0	0	0.0	0	0	
S.17.16	at Northern Illinois	1	0	3	93	31.0	53	0	
O.1.16	at South Alabama	1	0	0	0	0.0	0	0	
O.8.16	UNLV*	1	1	15	15	15.0	15	0	
O.14.16	at Fresno State*	1	0	0	0	0.0	0	0	
O.21.16	San José State*	1	0	0	0	0.0	0	0	
O.28.16	at Utah State*	1	0	0	0	0.0	0	0	
N.5.16	Hawai'i*	1	0	0	0	0.0	0	0	
N.12.16	at Nevada*	1	2	29	14.5	17	0		
N.19.16	at Wyoming*	1	2	100	50.0	92	1	92	
N.26.16	Colorado State*	1	2	58	28.0	29	0		
D.3.16	at Wyoming@	1	0	0	0.0	0	0		
D.17.16	vs. Houston^	1	0	0	0.0	0	0		

*Bold indicates season high. * - Mountain West game. @ - 2016 Mountain West Championship (War Memorial Stadium; Laramie, Wyo.). ^ - 2016 Las Vegas Bowl (Sam Boyd Stadium; Las Vegas, Nev.). GS - * in this category the player was on the field the first time San Diego State was in the kick return formation.*

#88 DAVID WELLS

Tight End • Senior • 6-5 • 255 • Clovis, Calif. • Clovis North HS

- **At San Diego State:** Tall, big body, who has great hands ... Seemingly catches everything thrown his way ... Worked up to No. 2 at tight end for the first time of his career at Nevada in the eighth game of the 2014 season, where he was until the offseason, when starter Daniel Brunskill moved to right tackle ... Has started every game since.

- **2017 (Senior):** Has been honored numerous times in the preseason, being named to the John Mackey Award Watch List (most outstanding collegiate tight end) and the Wuerffel Trophy Award Watch List (community service) ... Also has been named a preseason first-team all-Mountain West selection by the league's media, as well as all four major magazines - *Athlon Sports*, *Lindy's Sports*, *Phil Steele Magazine* and *Street & Smith's* ... Has also been ranked as the "No. 18 Tight End in FBS" by *College Football News*, the "10th-Rated Tight End in the 2018 NFL Draft" by CBS Sports and the "30th-Rated Tight End in the 2018 NFL Draft" by *Phil Steele Magazine*.
- **2016 (Junior):** Was named a second-team all-Mountain West selection ... Had 25 catches for 294 yards (11.8 avg.) and four touchdowns in 14 starts on the year ... Also had a 2-point conversion reception and a tackle on special teams ... The four touchdowns were tied for the 22nd most in the country among tight ends ... Earned his first career start in the opener against New Hampshire, where he made an 8-yard catch ... Had a 6-yard grab in another start vs. California ... Came up with a 11-yard reception in a third straight start at Northern Illinois ... Had a then career-high two catches for a then career-best 21 yards (10.5 avg.) at South Alabama ... Had a then career-long 13-yard grab ... Also caught a 2-point conversion to put SDSU up, 24-21 ... Did not appear on the stat sheet in another start vs. UNLV ... Had three receptions for 30 yards (10.0 avg.) in a start at Fresno State, just minutes away from his hometown of Clovis, Calif. ... Included in the three catches was a 14-yard grab ... Posted career highs of five catches and 62 yards while grabbing his first collegiate touchdown against San José State ... Pulled down a then career-long 24-yard reception in the first quarter ... The five catches were the most by an Aztec tight end since Gavin Escobar hauled in six vs. Wyoming on Nov. 24, 2012 ... The 62 receiving yards were also the most for an SDSU tight end since Escobar totaled 108 vs. UNLV on Oct. 27, 2012 ... Made a catch in another start at Utah State for a loss of one yard ... Had a 13-yard touchdown catch in a start against Hawai'i ... The touchdown put SDSU up, 7-0 ... Had two receptions for 35 yards (17.5 avg.) in a start at Nevada ... It was his second straight game with a touchdown catch ... Had a career-long 27-yard catch at Wyoming in an 11th straight start ... Caught two passes for 42 yards and a touchdown vs. Colorado State ... The touchdown went for 25 yards ... It was his fourth receiving touchdown of the season (and career), all over the last six games ... Had a 7-yard reception in another start at Wyoming in the MW Championship game ... Made a team-high four catches for 33 yards vs. Houston in the Las Vegas Bowl with a long of 11 yards.
- **2015 (Sophomore):** Played in the team's only 14 games off the bench ... Had four catches for 22 yards (5.5 avg.) and a tackle on special teams ... Had his first career catch, a 10-yarder, in the opener vs. San Diego ... Also saw time on three special teams units - kick return, punt and PAT/field goal ... Played again at California and vs. South Alabama, but did not record a stat ... Logged statless time against South Alabama ... Made a tackle on special teams at Penn State ... Played again vs. Fresno State, at Hawai'i, at San José State and against Utah State, but did not record a stat ... Caught a 4-yard pass on 3rd and 4 early in the third quarter at Colorado State ... SDSU would eventually score a touchdown on the drive to take a 20-10 lead ... Did not record a stat in action against Wyoming ... Made a 2-yard grab at UNLV in a reserve role ... Had a 6-yard catch against Nevada ... Did not record a stat in playing time vs. Air Force in the MW Championship game and against Cincinnati in the Hawai'i Bowl.
- **2014 (Freshman):** Played in 12 of the team's 13 games, mostly on special teams, without recording a stat ... Did not play in the opener against Northern Arizona ... Made his collegiate debut at No. 21/23 North Carolina, but did not find the stat sheet ... Played again at Oregon State, vs. UNLV, at Fresno State, at New Mexico, vs. Hawai'i, at Nevada, against Idaho, at Boise State, vs. Air Force, vs. San José State and in the Poinsettia Bowl vs. Navy, all without making the stat sheet.
- **2013 (Redshirt):** Was on the travel squad early in the 2013 season, but ended up utilizing his redshirt campaign.
- **High School:** Former quarterback who switched over to tight end late in his high school career ... Helped lead Clovis North High School to a CIF Central Section Division I championship and 12-2 record in 2012, recording 60 catches for 1,188 yards (19.8 avg.) and 10 touchdowns ... Was the tight end MVP at the 2012 Five-Star Showcase in Los Angeles ... A first-team all-league pick and first-team all-Valley selection as a senior ... A three-star recruit by *Rivals.com*, and a two-star recruit by both *Scout.com* and *247Sports.com* ... Among tight ends in the country, was ranked 83rd by Scout and 105th by 247Sports ... Was also a forward on the basketball team and a pitcher with the baseball squad ... Helped the basketball team to a section championship.
- **Personal:** David Edward Wells was born May 2, 1995, in Fresno, Calif. ... Son of Bryan and Shari Wells ... Also received offers from Fresno State, Iowa State and Nevada and had interest from Colorado State, Utah and Utah State ... Is working on a master's degree in homeland security.

Wells' Career Statistics

Receiving

Season	GP	GS	Rec.	Yds.	Avg.	Long	TD
2014	12	0	0	0	0.0	0	0
2015	14	0	4	22	5.5	10	0
2016	14	14	29	294	11.8	27	4
Career	40	14	29	316	10.9	27	4

Career Highs: Receptions: 5 vs. San José State (10/21/16); Receiving Yards: 62 vs. San José State (10/21/16); Long Reception: 27 at Wyoming (11/19/16); Receiving Touchdowns: 1, four times; Tackles: 1 at South Alabama (10/1/16), at Penn State (9/26/15).

2017 Highs:

Wells' Career Game-by-Game

Receiving

Date	Opponent	GP	GS	No.	Yds.	Avg.	Lg.	TD	TD Lengths
A.30.14	Northern Arizona			--- Did Not Play ---					
S.6.14	at 21/23 No. Carolina	1	0	0	0	0.0	0	0	
S.20.14	at Oregon State	1	0	0	0	0.0	0	0	
S.27.14	UNLV*	1	0	0	0	0.0	0	0	
O.3.14	at Fresno State*	1	0	0	0	0.0	0	0	
O.10.14	at New Mexico*	1	0	0	0	0.0	0	0	
O.18.14	Hawai'i*	1	0	0	0	0.0	0	0	
N.1.14	at Nevada*	1	0	0	0	0.0	0	0	
N.8.14	Idaho	1	0	0	0	0.0	0	0	
N.15.14	at Boise State*	1	0	0	0	0.0	0	0	
N.21.14	Air Force*	1	0	0	0	0.0	0	0	
N.29.14	San José State*	1	0	0	0	0.0	0	0	
D.23.14	Navy#	1	0	0	0	0.0	0	0	
S.5.15	San Diego	1	0	1	10	10.0	10	0	
S.12.15	at California	1	0	0	0	0.0	0	0	
S.19.15	South Alabama	1	0	0	0	0.0	0	0	
S.26.15	at Penn State	1	0	0	0	0.0	0	0	
O.3.15	Fresno State*	1	0	0	0	0.0	0	0	
O.10.15	at Hawai'i*	1	0	0	0	0.0	0	0	
O.17.15	at San José State*	1	0	0	0	0.0	0	0	
O.23.15	Utah State*	1	0	0	0	0.0	0	0	
O.31.15	at Colorado State*	1	0	1	4	4.0	4	0	
N.14.15	Wyoming*	1	0	0	0	0.0	0	0	
N.21.15	at UNLV*	1	0	1	2	2.0	2	0	
N.28.15	Nevada*	1	0	1	6	6.0	6	0	
D.5.15	Air Force`	1	0	0	0	0.0	0	0	
D.24.15	vs. Cincinnati%	1	0	0	0	0.0	0	0	
S.3.16	New Hampshire	1	1	1	8	8.0	8	0	
S.10.16	California	1	1	1	6	6.0	6	0	
S.17.16	at Northern Illinois	1	1	1	11	11.0	11	0	
O.1.16	at South Alabama	1	1	2	21	10.5	13	0	
O.8.16	UNLV*	1	1	0	0	0.0	0	0	
O.14.16	at Fresno State*	1	1	3	30	10.0	14	0	
O.21.16	San José State	1	1	5	62	12.4	24	1	4
O.28.16	at Utah State*	1	1	1	-1	-1.0	-1	0	
N.5.16	Hawai'i*	1	1	1	13	13.0	13	1	13
N.12.16	at Nevada*	1	1	2	35	17.5	18	1	18
N.19.16	at Wyoming*	1	1	1	27	27.0	27	0	
N.26.16	Colorado State*	1	1	2	42	21.0	25	1	25
D.3.16	at Wyoming@	1	1	1	7	7.0	7	0	
D.17.16	vs. Houston^	1	1	4	33	8.3	11	0	

*Bold indicates season high. * - Mountain West game. # - 2014 San Diego County Credit Union Poinsettia Bowl (Qualcomm Stadium; San Diego, Calif.). ` - 2015 Sports Authority Mountain West Championship (Qualcomm Stadium; San Diego, Calif.). % - 2015 Hawai'i Bowl (Aloha Stadium; Honolulu, Hawaii). @ - 2016 Mountain West Championship (War Memorial Stadium; Laramie, Wyo.). ^ - 2016 Las Vegas Bowl (Sam Boyd Stadium; Las Vegas, Nev.).*

#93 TIM WILSON JR.

Wide Receiver • RS-Freshman • 6-4 • 205 • Plano, Texas • Plano East HS

- **At San Diego State:** Tall, athletic receiver who can go up and get the ball ... Has great hands and continues to improve his route-running ... Is listed as the starting "X" receiver for the opener against UC Davis despite never playing a collegiate game.
- **2016 (Redshirt):** Redshirted his first year at San Diego State.
- **High School:** Was a three-year letterwinner at Plano East High School in Plano, Texas ... Had 18 catches for 341 yards (18.9 avg.) and seven touchdowns in nine games played as a senior in 2015, according to MaxPreps ... Was an all-district first-team pick ... A three-star recruit by Scout and 247sports, and a two-star recruit by Rivals and ESPN ... Received a grade of 83 by 247sports and a grade of 69 by ESPN.
- **Personal:** Timothy Donnell Wilson, Jr., was born Aug. 4, 1998, in San Diego ... Son of Lori Edwards ... Picked the Aztecs over offers from Iowa, Liberty, Louisiana-Monroe and Stephen F. Austin ... Also received interest from Boise State, Kansas, UCF and Utah State ... Is majoring in construction engineering.

#27 KYREE WOODS

Cornerback • Sophomore • 6-0 • 185 • Mesa, Ariz. • Chandler HS

- **At San Diego State:** Athletic DB, who continues to learn and get better ... Was on the two-deep for the final five games last year at left cornerback as a true freshman ... Is slated to back up redshirt sophomore Ron Smith at left cornerback.
- **2016 (True Freshman):** Had one tackle in seven games, which went down as a 10-yard sack (and tackle for loss) ... Was not on the travel squad and did not play the first six games of the season ... Was on the travel roster for the first time of his career against San José State, but did not play ... Logged the first playing time of his career at Utah State without making the stat sheet ... Logged snaps late against Hawai'i, sacking UH quarterback Dru Brown for a 10-yard loss on 4th and 5, keeping SDSU's 55-0 shutout intact ... Also played the final five games of the season, including the MW Championship and the Las Vegas Bowl, without recording a stat.
- **High School:** A two-year letterwinner at Chandler High School in Mesa, Ariz., the same high school that former Aztec and 2014 all-MW punt returner Lloyd Mills attended ... Helped the Wolves go 24-4 (.857) over the past two years, including a 9-1 record in league play ... Chandler HS finished first in the state in 2014 and second in 2015 ... Recorded 130 tackles, four interceptions and nine pass deflections over his two seasons, including 85 stops, two interceptions, a touchdown and six pass deflections as a senior in 2015 ... Was an all-state, all-section and all-district selection ... A three-star recruit by 247sports and ESPN, and a two-star recruit by Rivals and Scout ... Received a grade of 81 by 247sports and a grade of 71 by ESPN ... Was picked as the 13th-best recruit in Arizona by ESPN and the 17th best by 247sports ... Also played basketball and competed in track and field at Chandler High School ... A member of the National Honor Society.
- **Personal:** Kyree Damon Woods was born Feb. 2, 1998, in Mesa, Ariz. ... Picked the Aztecs over other offers from Brown, Cornell, Nevada, New Mexico State, UNLV and Utah State ... Also received interest from Boise State, Boston College, California, Colorado, Northwestern, Oregon, Washington State and Wyoming ... Is majoring in business administration with an emphasis in marketing.

Woods' Career Statistics

Season	GP	GS	UA	A	TT	TFL	Sk	Int.	PBU	FF	FR
2016	7	0	1	0	1	1.0	1.0	0	0	0	0
Career	7	0	1	0	1	1.0	1.0	0	0	0	0

Career Highs: Tackles: 1 vs. Hawai'i (11/5/16); Tackles For Loss: 1.0 vs. Hawai'i (11/5/16); Sacks: 1.0 vs. Hawai'i (11/5/16).

2017 Highs:

Woods' Career Game-by-Game

Date	Opponent	GP	GS	UA	A	TT	TFL	Sk.	Int.	PBU	FF	FR
S.3.16	New Hampshire											
S.10.16	California											
S.17.16	at Northern Illinois											

O.1.16	at South Alabama											
O.8.16	UNLV*											
O.14.16	at Fresno State*											
O.21.16	San José State*											
O.28.16	at Utah State*	1	0	0	0	0	0.0	0.0	0	0	0	0
N.5.16	Hawai'i*	1	0	1	0	1	1.0	1.0	0	0	0	0
N.12.16	at Nevada*	1	0	0	0	0	0.0	0.0	0	0	0	0
N.19.16	at Wyoming*	1	0	0	0	0	0.0	0.0	0	0	0	0
N.26.16	Colorado State*	1	0	0	0	0	0.0	0.0	0	0	0	0
D.3.16	at Wyoming@	1	0	0	0	0	0.0	0.0	0	0	0	0
D.17.16	vs. Houston^	1	0	0	0	0	0.0	0.0	0	0	0	0

*Bold indicates season high. * - Mountain West game. @ - 2016 Mountain West Championship (War Memorial Stadium; Laramie, Wyo.). ^ - 2016 Las Vegas Bowl (Sam Boyd Stadium; Las Vegas, Nev.).*

SAN DIEGO STATE, 2016 STATISTICS

Overall: 11-3

MW: 6-2

Home: 5-1

Road: 5-2

Neutral: 1-0

2016 Schedule & Results

Date	Opponent	SDSU Rk.	Opp. Rk.	TV	Site	Time/Result	Attend.	Top SDSU Rusher	Top SDSU Passer	Top SDSU Receiver	Top SDSU Tackler
Sept. 3	New Hampshire	rv/rv	--		San Diego	W, 31-0	46,486	Pumphrey (21-98-1)	Chapman (16-25-0, 283)	Holder (4-160-2)	Munson (11)
Sept. 10	California	rv/rv	--	CBSSN	San Diego	W, 45-40	42,473	Pumphrey (29-280-3)	Chapman (14-23-1, 129)	Judge (4-47-0)	Munson (14)
Sept. 17	at Northern Illinois	22/rv	--	CBSSN	DeKalb, Ill.	W, 42-28	14,513	Pumphrey (23-220-3)	Chapman (11-19-1, 126)	Holder (4-67-1)	Smith (10)
Oct. 1	at South Alabama	19/24	--	ESPNNews	Mobile, Ala.	L, 24-48	14,741	Pumphrey (25-151-1)	Chapman (13-22-0, 159)	Judge (3-43-0)	Munson (9)
Oct. 8	UNLV*	rv/rv	--	ESPNU	San Diego	W, 26-7	33,296	Pumphrey (31-141-1)	Chapman (15-20-0, 215)	Pumphrey (7-57-0)	Babiash/Kazee/Munson (5)
Oct. 14	at Fresno State*	rv/rv	--	CBSSN	Fresno, Calif.	W, 17-3	24,731	Pumphrey (38-220-2)	Chapman (7-12-0, 72)	Wells (3-30-0)	Munson (10)
Oct. 21	San José State*	rv/rv	--	ESPN2	San Diego	W, 42-3	25,613	Pumphrey (24-135-2)	Chapman (13-18-1, 167)	Wells (5-62-1)	Montgomery (7)
Oct. 28	at Utah State*	rv/rv	--	CBSSN	Logan, Utah	W, 40-13	17,332	Pumphrey (32-223-0)	Chapman (4-9-0, 14)	4 tied at 1	Lakalaka (6)
Nov. 5	Hawai'i*	rv/rv	--	CBSSN	San Diego	W, 55-0	41,644	Pumphrey (21-112-0)	Chapman (7-15-1, 76)	Holder (2-23-0)	Munson (8)
Nov. 12	at Nevada*	rv/rv	--	CBSSN	Reno, Nev.	W, 46-16	16,730	Penny (10-208-2)	Chapman (11-16-0, 146)	Holder (4-45-1)	Baldwin (9)
Nov. 19	at Wyoming*	24/25	--	CBSSN	Laramie, Wyo.	L, 33-34	19,112	Penny (5-79-0)	Chapman (15-26-0, 211)	Pumphrey (5-52-0)	Lakalaka (12)
Nov. 26	Colorado State*	rv/rv	--	CBSSN	San Diego	L, 31-63	34,223	Washington (6-92-1)	Chapman (11-19-1, 183)	Holder (3-87-1)	R. Smith (9)
Dec. 3	at Wyoming^	--/rv	--	ESPN	Laramie, Wyo.	W, 27-24	24,001	Penny (16-117-2)	Chapman (6-13-1, 85)	Holder (2-56-0)	Phillips (10)
Dec. 17	vs. Houston#	rv/rv	rv/rv	ABC	Las Vegas, Nev.	W, 34-10	29,286	Pumphrey (19-115-1)	Chapman (10-14-0, 128)	Wells (4-33-0)	R. Smith, Kelley (10)

Rankings listed (AP/USA Today). * - Mountain West Game. ^ - Mountain West Championship. # - Las Vegas Bowl

TEAM STATISTICS	SDSU	OPP				
SCORING	493	283				
Points Per Game	35.2	20.2				
Points Off Turnovers	118	44				
FIRST DOWNS	278	236				
Rushing	165	92				
Passing	94	126				
Penalty	19	18				
RUSHING YARDAGE	3680	1480				
Yards gained rushing	4044	1837				
Yards lost rushing	364	357				
Rushing Attempts	636	480				
Average Per Rush	5.8	3.1				
Average Per Game	262.9	105.7				
TDs Rushing	34	10				
PASSING YARDAGE	2023	2936				
Comp-Att-Int	155-256-6	240-445-26				
Average Per Pass	7.9	6.6				
Average Per Catch	13.1	12.2				
Average Per Game	144.5	209.7				
TDs Passing	20	24				
TOTAL OFFENSE	5703	4416				
Total Plays	892	925				
Average Per Play	6.4	4.8				
Average Per Game	407.4	315.4				
KICK RETURNS: #-Yards	35-984	58-1209				
PUNT RETURNS: #-Yards	30-271	19-175				
INT RETURNS: #-Yards	26-364	6-27				
KICK RETURN AVERAGE	28.1	20.8				
PUNT RETURN AVERAGE	9.0	9.2				
INT RETURN AVERAGE	14.0	4.5				
FUMBLES-LOST	16-9	12-3				
PENALTIES-Yards	98-845	73-673				
Average Per Game	60.4	48.1				
PUNTS-Yards	63-2602	83-3460				
Average Per Punt	41.3	41.7				
Net punt average	36.9	37.7				
KICKOFFS-Yards	94-5891	58-3340				
Average Per Kick	62.7	57.6				
Net kick average	41.0	33.3				
TIME OF POSSESSION/Game	31:23	28:37				
3RD-DOWN Conversions	69/171	80/212				
3rd-Down Pct	40%	38%				
4TH-DOWN Conversions	6/13	9/26				
4th-Down Pct	46%	35%				
SACKS BY-Yards	38-246	28-159				
MISC YARDS	0	24				
TOUCHDOWNS SCORED	62	37				
FIELD GOALS-ATTEMPTS	21-23	8-9				
ON-SIDE KICKS	0-0	1-1				
RED-ZONE SCORES	(44-50) 88%	(23-27) 85%				
RED-ZONE TOUCHDOWNS	(30-50) 60%	(18-27) 67%				
PAT-ATTEMPTS	(56-58) 97%	(35-36) 97%				
ATTENDANCE	223, 735	131, 160				
Games/Avg Per Game	6 / 37,289	7 / 18,737				
Neutral Site Games		1 / 29,286				
SCORE BY QUARTER	1st	2nd	3rd	4th	OT	Total
San Diego State	123	147	118	105	-	493
Opponents	86	52	60	85	-	283

RUSHING

Player	G	Att.	Gain	Loss	Net	Avg.	TD	Long	YPG	100+	Hi Gm
PUMPHREY, Donnel	14	349	2194	61	2,133	6.1	17	79	152.4	11	281
PENNY, Rashaad	14	136	1057	39	1,018	7.5	11	73	72.7	5	208
WASHINGTON, Juwan	14	55	460	19	441	8.0	6	81	31.5	1	137
CHAPMAN, Christian	14	71	244	181	63	0.9	0	18	4.5	0	31
TRUXTON, Quest	14	2	44	0	44	22.0	0	23	3.1	0	23
AGNEW, Ryan	8	5	33	0	33	6.6	0	23	4.1	0	23
WORMHOUDT, Tyler	2	2	8	0	8	4.0	0	6	4.0	0	8
BAWDEN, Nick	13	1	4	0	4	4.0	0	0	0.3	0	4
MATHIS, Kendrick	9	1	0	4	-4	-4.0	0	0	-0.4	0	-4
TEAM	11	14	0	60	-60	-4.3	0	0	-5.5	0	0
SDSU TOTALS	14	636	4,044	364	3,680	5.8	34	81	262.9	17	281
OPPONENTS	14	480	1,837	357	1,480	3.1	10	66	105.7	3	131

PASSING

Player	G	Effic.	Cmp.	Att.	Int.	Pct.	Yds.	TD	Long	YPG
CHAPMAN, Christian	14	149.20	153	251	6	61.0	1,994	20	86	142.4
TEAM	11	0.00	0	2	0	0.0	0	0	0	0.0
AGNEW, Ryan	8	221.80	2	2	0	100.0	29	0	21	4.1
PUMPHREY, Donnel	14	0.00	0	1	0	0.0	0	0	0	0.0
SDSU TOTALS	14	148.02	155	256	6	60.5	2,023	20	86	144.5
OPPONENTS	14	115.47	240	445	26	53.9	2,936	24	79	209.7

RECEIVING

Player	G	No.	Yds.	Avg.	TD	Long	YPG	100+	Hi Re.	Hi Yd.
HOLDER, Mikah	13	27	581	21.5	5	86	44.7	1	4	160
PUMPHREY, Donnel	14	27	231	8.6	0	27	16.5	0	7	57
WELLS, David	14	25	294	11.8	4	27	21.0	0	5	62
JUDGE, Eric	13	16	182	11.4	0	27	14.0	0	5	54
PENNY, Rashaad	14	15	224	14.9	3	41	16.0	0	2	64
BAWDEN, Nick	13	15	137	9.1	0	20	10.5	0	3	32
TRUXTON, Quest	14	11	156	14.2	3	27	11.1	0	2	50
ANDERSON, Curtis	14	6	59	9.8	1	28	4.2	0	1	28
HOUSTON, Parker	10	5	32	6.4	1	14	3.2	0	2	14
WASHINGTON, Juwan	14	3	72	24.0	1	44	5.1	0	1	44
WARRING, Kahale	4	2	17	8.5	2	12	4.2	0	1	12
FAVREAU, Chase	12	2	17	8.5	0	9	1.4	0	1	9
RICHARDSON, Darryl	11	1	21	21.0	0	21	1.9	0	1	12
SDSU TOTALS	14	155	2,023	13.1	20	86	144.5	1	7	160
OPPONENTS	14	240	2,936	12.2	24	79	209.7	2	14	190

TOTAL OFFENSE

Player	G	Plays	Rush	Pass	Total	YPG
PUMPHREY, Donnel	14	350	2,133	0	2,133	152.4
CHAPMAN, Christian	14	322	63	1,994	2,057	146.9
PENNY, Rashaad	14	136	1,018	0	1,018	72.7
WASHINGTON, Juwan	14	55	441	0	441	31.5
AGNEW, Ryan	8	7	33	29	62	7.8
TRUXTON, Quest	14	2	44	0	44	3.1
WORMHOUDT, Tyler	2	2	8	0	8	4.0
BAWDEN, Nick	13	1	4	0	4	0.3
MATHIS, Kendrick	9	1	-4	0	-4	-0.4
TEAM	11	16	-60	0	-60	-5.5
SDSU TOTALS	14	892	3,680	2,023	5,703	407.4
OPPONENTS	14	925	1,480	2,936	4,416	315.4

SAN DIEGO STATE, 2016 STATISTICS, cont.

PUNT RETURNS					
Player	No.	Yards	Avg.	TD	Long
TRUXTON, Quest	30	271	9.0	0	41
SDSU TOTALS	30	271	9.0	0	41
OPPONENTS	19	175	9.2	1	91

KICKOFF RETURNS					
Player	No.	Yards	Avg.	TD	Long
PENNY, Rashaad	20	624	31.2	2	100
WASHINGTON, Juwan	9	266	29.6	1	92
TRUXTON, Quest	4	61	15.2	0	20
PUMPHREY, Donnel	1	6	6.0	0	6
CUMBERLANDER, Christian	1	27	27.0	0	27
SDSU TOTALS	35	984	28.1	3	100
OPPONENTS	58	1,209	20.8	0	35

INTERCEPTION RETURNS					
Player	No.	Yards	Avg.	TD	Long
KAZEE, Damontae	7	156	22.3	1	54
KELLY, Kameron	5	47	9.4	0	21
SMITH, Ron	3	77	25.7	2	54
BABIASH, Derek	3	0	0.0	0	0
LAKALAKA, Ronley	2	20	10.0	1	11
BALDWIN, Parker	2	14	7.0	0	14
MUNSON, Calvin	1	12	12.0	0	12
SMITH, Malik	1	28	28.0	1	28
LOMAX, Trey	1	10	10.0	0	10
MCGEE, Na'im	1	0	0.0	0	0
SDSU TOTALS	26	364	14.0	5	54
OPPONENTS	6	27	4.5	0	16

FUMBLE RETURNS					
Player	No.	Yards	Avg.	TD	Long
SDSU TOTALS	0	0	0.0	0	0
OPPONENTS	2	100	50.0	2	80

PUNTING (NET)										
Player	No.	Yds.	Avg.	Lg.	TB	120	50+	Blk.	Yds.	Avg.
BLAIN, Tanner	63	2,602	41.3	75	5	26	11	0	2,327	36.9
SDSU TOTALS	63	2,602	41.3	75	5	26	11	0	2,327	36.9
OPPONENTS	83	3,460	41.7	67	3	23	16	0	3,129	37.0

FIELD GOALS									
Player	FGM-A	Pct.	1-19	20-29	30-39	40-49	50+	Lg.	
BARON, John	21-23	91.3	0-0	7-7	8-8	5-6	1-2	50	
UNH: 33g; CAL: 39g; NIU: 44wl; USA: 34g; UNLV: 48g, 50g; FS: 47g; SJSU: none; USU: 21g, 41g, 43g, 23g; UH: 30g, 45g, 51sh; NV: 28, 31; WY: 27, 31; CSU: 34g; WY: 37g, 20g; HOU: 23g, 28g									
SDSU TOTALS	21-23	91.3	0-0	7-7	8-8	5-6	1-2	50	
OPPONENTS	8-9	88.9	0-0	1-1	5-5	2-3	0-0	46	

KICKOFFS (NET)									
Player	No.	Yds.	Avg.	TB	OB	Ret.	Yds.	Avg.	
BARON, John	94	5,891	62.7	33	1	1,209	3,857	41.0	
SDSU TOTALS	94	5,891	62.7	33	1	1,209	3,857	41.0	
OPPONENTS	58	3,340	57.6	17	1	984	1,931	33.3	

SCORING

Player	TD	FGs	Kick	Rush	PATs			Safety	Points
					Rcv.	Pass	DXP		
BARON, John	0	21-23	56-58	0-0	0	0-0	0	0	119
PUMPHREY, Donnel	17	0-0	0-0	0-0	0	0-0	0	0	102
PENNY, Rashaad	16	0-0	0-0	0-0	0	0-0	0	0	96
WASHINGTON, Juwan	8	0-0	0-0	0-0	0	0-0	0	0	48
HOLDER, Mikah	5	0-0	0-0	0-0	0	0-0	0	0	30
WELLS, David	4	0-0	0-0	0-0	1	0-0	0	0	26
TRUXTON, Quest	3	0-0	0-0	0-0	0	0-0	0	0	18
SMITH, Ron	2	0-0	0-0	0-0	0	0-0	0	0	12
WARRING, Kahale	2	0-0	0-0	0-0	0	0-0	0	0	12
HOUSTON, Parker	1	0-0	0-0	0-0	0	0-0	0	0	6
ANDERSON, Curtis	1	0-0	0-0	0-0	0	0-0	0	0	6
SMITH, Malik	1	0-0	0-0	0-0	0	0-0	0	0	6
LAKALAKA, Ronley	1	0-0	0-0	0-0	0	0-0	0	0	6
KAZEE, Damontae	1	0-0	0-0	0-0	0	0-0	0	0	6
BLAIN, Tanner	0	0-0	0-0	0-1	0	0-0	0	0	0
CHAPMAN, Christian	0	0-0	0-0	0-0	0	1-3	0	0	0
SDSU TOTALS	62	21-23	56-58	0-1	1	1-3	0	0	493
OPPONENTS	37	8-9	35-36	0-0	0	0-1	1	0	283

ALL-PURPOSE YARDAGE

Player	G	Rush	Rec.	PR	KOR	IR	Total	YPG
PUMPHREY, Donnel	14	2,133	231	0	6	0	2,370	169.3
PENNY, Rashaad	14	1,018	224	0	624	0	1,866	133.3
WASHINGTON, Juwan	14	441	72	0	266	0	779	55.6
HOLDER, Mikah	13	0	581	0	0	0	581	44.7
TRUXTON, Quest	14	44	156	271	61	0	532	38.0
WELLS, David	14	0	294	0	0	0	294	21.0
JUDGE, Eric	13	0	182	0	0	0	182	14.0
KAZEE, Damontae	14	0	0	0	0	156	156	11.1
BAWDEN, Nick	13	4	137	0	0	0	141	10.8
SMITH, Ron	14	0	0	0	0	77	77	5.5
CHAPMAN, Christian	14	63	0	0	0	0	63	4.5
ANDERSON, Curtis	14	0	59	0	0	0	59	4.2
KELLY, Kameron	14	0	0	0	0	47	47	3.4
AGNEW, Ryan	8	33	0	0	0	0	33	4.1
HOUSTON, Parker	10	0	32	0	0	0	32	3.2
SMITH, Malik	14	0	0	0	0	28	28	2.0
CUMBERLANDER, Christian	3	0	0	0	27	0	27	9.0
RICHARDSON, Darryl	11	0	21	0	0	0	21	1.9
LAKALAKA, Ronley	14	0	0	0	20	0	20	1.4
WARRING, Kahale	4	0	17	0	0	0	17	4.2
FAVREAU, Chase	12	0	17	0	0	0	17	1.4
BALDWIN, Parker	14	0	0	0	0	14	14	1.0
MUNSON, Calvin	14	0	0	0	0	12	12	0.9
LOMAX, Trey	13	0	0	0	0	10	10	0.8
WORMHOUDT, Tyler	2	8	0	0	0	0	8	4.0
MATHIS, Kendrick	9	-4	0	0	0	0	-4	-0.4
TEAM	11	-60	0	0	0	0	-60	-5.5
SDSU TOTALS	14	3,680	2,023	271	984	364	7,322	523.0
OPPONENTS	14	1,480	2,936	175	1,209	27	5,851	417.9

BLAIN PUNT-BY-PUNT ON PAGE 83 -->

SAN DIEGO STATE, 2016 STATISTICS, cont.

DEFENSIVE

Player	GP	Tackles				TFL/Yds.	Sacks		Pass Def		Fumbles		Blk FF	Kick	Saf.
		Solo	Ast.	Total			No.-Yards	Int.-Yds	BrUp	QBH	Rcv.-Yds				
MUNSON, Calvin	14	57	59	116	11.0-46	4.5-29	1-12	3	17						
LAKALAKA, Ronley	14	37	36	73	3.0-16	1.0-8	2-20	1	5						
BALDWIN, Parker	14	37	29	66	3.0-4		2-14	7		1-0	1				
KAZEE, Damontae	14	45	20	65	3.0-6		7-156	8							
SMITH, Malik	14	33	25	58	3.0-12		1-28	7	1						
SMITH, Ron	14	30	27	57	0.5-3		3-77	3				1			
BARRETT, Alex	14	29	25	54	13.0-64	7.5-55		4	16						
KELLEY, Kyle	14	21	28	49	7.5-44	6.0-38		1	12	1-0					
PHILLIPS, Sergio	14	20	22	42	3.5-18	3.0-17		1	3			1			
TURNER, Dakota	14	14	26	40	5.0-21	2.0-13		2	5			1			
KELLY, Kameron	14	19	19	38			5-47	6							
LOMAX, Trey	13	18	15	33	1.5-5		1-10	5							
WYATT-THAYER, Austin	13	17	15	32	4.0-24	4.0-24									
HALL, Noble	14	12	14	26	6.0-27	3.0-19		1	5						
DUNN, Ryan	12	12	12	24	1.5-4				3						
BABIASH, Derek	6	20	4	24	1.0-1		3-0	6							
MONTGOMERY, Kalan	13	16	5	21				2							
MCGEE, Na'im	5	9	11	20			1-0			1-0					
HENDERSON, Jay	11	10	5	15	3.0-19	2.5-18		1	7			1			
RICKS, Randy	4	8	3	11	3.0-9	1.0-7		2	3			1			
CASSIDY, Troy	11	4	6	10	1.0-1	1.0-1									
CLAY, Jeff	14	6	4	10											
THOMPSON, Trent	8	6	3	9				1							
TRUXTON, Quest	14	5	1	6											
PARCHMENT, Dwayne	14	2	3	5											
WALCOTT, Kevin	11	3	2	5											
TEZINO, Kyahva	11	2	3	5	1.5-7	1.5-7									
CHEATUM, Myles	5	3	1	4											
TAI, Sam	14		3	3											
JUDGE, Eric	13	2		2											
MOORE, Damon	1	1	1	2											
WOOLSEY, Chad	2	1	1	2											
VAUGHN, Billy	6	1	1	2											
POPE, Ryan	12	1		1											
MELIFONWU, Fred	4	1		1											
PUMPHREY, Donnel	14	1		1											
SIMMONS, Ryan	11		1	1											
BRUNSKILL, Daniel	14		1	1											
WOODS, Kyree	7	1	1	1	1.0-10	1.0-10									
FAVREAU, Chase	12	1		1											
HARPER, Temerrick	2		1	1											
ROCHELIN, Julian	7		1	1											
CABRERA, Israel	11		1	1											
PENNY, Rashaad	14		1	1											
WELLS, David	14	1		1											
BLAIN, Tanner	14	1		1											
SDSU TOTALS	14	507	435	942	76-341	38-246	26-364	61	77	3-0	6	.	.	.	
OPPONENTS	14	564	414	978	86.0-291	28-159	6-27	25	33	9-100	10	2	.	.	

GAME SUMMARIES

Game	Score	Score By Quarters					First Downs				Rushing		Passing		Total Off.		Return Yards	Punting No-Avg	Fumbles No-Lost	Pen. No-Yds	Third Downs	Avg. F. Pos	ToP		
		1	2	3	4	OT	Tot	Ru	Pa	Pn	Att	Yards	TD	C-A-1	Yards	TD								Att	Yards
New Hampshire	0	0	0	0	0	-	8	4	3	1	31	71	0	7-20-1	70	0	51	141	46	12-38.3	0-0	8-49	0-14	NH29	25:31
at SDSU	31	14	7	3	7	-	19	7	11	1	41	170	2	17-26-0	291	2	67	461	25	8-36.9	0-0	9-70	5-15	SD28	34:29
California	40	14	7	10	9	-	30	5	23	2	22	82	0	41-72-3	522	5	94	604	93	5-48.2	2-1	5-55	7-19	CA29	25:30
at SDSU	45	14	17	7	7	-	22	13	8	1	47	334	3	14-23-1	129	1	70	463	207	5-38.0	2-1	14-105	5-13	SD34	34:30
at Northern Illinois	28	0	7	14	7	-	20	10	6	4	39	155	1	17-35-2	213	3	74	368	157	5-29.4	0-0	8-103	3-14	NI23	27:50
SDSU	42	14	14	0	14	-	22	11	6	5	45	278	3	11-19-1	126	3	64	404	138	5-42.4	1-0	11-109	5-13	SD43	32:10
at South Alabama	42	14	0	7	21	-	18	7	9	2	40	89	2	16-21-0	242	3	61	331	61	5-46.4	0-0	10-93	7-13	SA33	33:17
SDSU	24	6	10	8	0	-	20	12	8	0	41	157	2	13-22-1	159	1	63	316	91	5-46.4	3-2	10-85	2-10	SD31	26:43
UNLV	7	0	7	0	0	-	9	7	1	1	36	113	0	2-13-1	9	0	49	122	115	8-43.8	2-0	0-0	5-14	LV24	21:58
at SDSU	26	10	3	7	6	-	22	14	8	0	54	245	2	15-20-0	215	1	74	460	59	4-40.2	1-1	7-75	5-14	SD27	38:02
at Fresno State	3	0	0	3	0	-	10	4	4	2	24	78	0	16-27-3	139	0	51	217	91	5-39.4	0-0	5-36	5-14	FS16	22:41
SDSU	17	3	7	7	0	-	25	20	5	0	61	282	2	7-12-0	72	0	73	364	61	4-26.2	1-0	6-65	7-13	SD28	37:19
San José State	3	0	3	0	0	-	14	3	10	1	28	67	0	18-37-0	142	0	65	209	172	7-44.3	1-0	7-69	7-18	SJ27	29:01
at SDSU	42	7	14	21	0	-	22	12	7	3	44	293	5	13-18-1	167	1	62	460	20	3-40.7	1-0	5-37	4-9	SD28	30:59
at Utah State	13	7	0	0	6	-	12	4	6	2	28	71	1	11-26-1	181	1	54	252	97	7-44.3	1-1	4-39	5-14	US19	23:15
SDSU	40	10	10	3	17	-	20	18	0	2	57	400	2	4-10-0	14	1	67	414	90	3-44.0	0-0	4-40	7-14	SD19	36:45
Hawai'i	0	0	0	0	0	-	15	3	12	0	27	48	0	25-45-4	167	0	72	215	200	8-44.9	0-0	8-69	5-16	UH22	32:30
at SDSU	55	14	13	14	14	-	19	14	4	1	42	296	2	8-16-1	97	3	58	393	182	3-51.0	0-0	3-20	5-10	SD39	27:30
at Nevada	16	7	0	2	7	-	19	7	11	1	34	90	0	21-37-3	276	2	71	366	39	4-40.0	1-0	2-20	10-16	NV22	32:00
SDSU	46	10	16	13	7	-	25	16	9	0	44	474	4	11-17-0	146	2	61	620	57	1-35.0	1-1	6-49	7-9	SD31	28:00
at Wyoming	34	3	7	10	14	-	29	15	12	2	53	205	2	16-31-1	282	2	84	487	23	4-39.8	1-0	2-20	9-17	WY26	36:43
SDSU	33	7	10	7	9	-	17	7	9	1	31	178	0	15-27-0	219	2	58	389	200	5-48.2	1-1	7-53	5-12	SD34	23:17
Colorado State	63	21	21	14	7	-	23	13	10	0	46	291	3	11-16-0	216	5	62	507	176	4-37.8	1-0	6-65	8-12	CS36	32:09
at SDSU	31	7	17	0	7	-	16	4	9	3	39	194	2	11-19-1	183	2	58	377	175	4-38.5	1-1	6-50	5-12	SD29	27:51
at Wyoming	24	10	0	0	14	-	13	3	10	0	31	95	0	14-31-2	248	3	62	343	28	5-44.8	2-1	6-45	2-14	WY27	26:05
SDSU	27	7	3	14	3	-	16	11	4	1	53	242	3	6-13-1	85	0	66	327	162	6-45.5	3-2	7-62	5-15	SD42	33:55
Houston	10	10	0	0	0	-	16	7	9	0	41	25	1	25-34-4	229	0	75	254	109	4-40.0	0-0	2-10	7-17	UH27	32:12
vs. SDSU	34	0	6	14	14	-	13	6	6	1	37	127	2	10-14-0	128	1	51	255	152	7-36.7	0-0	3-25	2-12	SD41	27:48

RED ZONE STATISTICS

San Diego State Inside Opponent Red-Zone

Date	Opponent	Score	Times In RZ	Times Scored	Total Pts	Rush			FGs Made	Failed to score inside RZ					
						TDs	TDs	TDs		FGA	Down	Int	Fumb	Half	Game
Sep 03, 2016	NEW HAMPSHIRE	W 31-0	4	4	24	3	2	1	1	0	0	0	0	0	0
Sep 10, 2016	CALIFORNIA	W 45-40	1	1	7	1	1	0	0	0	0	0	0	0	0
Sep 17, 2016	at NIU	W 42-28	2	1	7	1	0	1	0	0	0	0	0	1	0
Oct 01, 2016	at South Alabama	L 24-42	4	4	24	3	2	1	1	0	0	0	0	0	0
Oct 08, 2016	UNLV	W 26-7	2	2	13	2	2	0	0	0	0	0	0	0	0
Oct 14, 2016	at Fresno State	W 17-3	3	2	14	2	2	0	0	0	1	0	0	0	0
Oct 21, 2016	SAN JOSE STATE	W 42-3	4	4	28	4	3	1	0	0	0	0	0	0	0
Oct 28, 2016	at Utah State	W 40-13	4	4	20	2	1	1	2	0	0	0	0	0	0
Nov 05, 2016	HAWAII	W 55-0	5	4	24	3	1	2	1	1	0	0	0	0	0
Nov 12, 2016	at Nevada	W 46-16	5	5	25	3	1	2	2	0	0	0	0	0	0
Nov 19, 2016	at Wyoming	L 33-34	3	3	13	1	0	1	2	0	0	0	0	0	0
Nov 26, 2016	COLORADO STATE	L 31-63	2	2	10	1	1	0	1	0	0	0	0	0	0
Dec 03, 2016	at Wyoming	W 27-24	8	5	27	3	3	0	2	0	1	0	1	1	0
Dec 17, 2016	vs Houston	W 34-10	3	3	13	1	1	0	2	0	0	0	0	0	0
Totals			50	44	249	30	20	10	14	1	2	0	1	2	0
44 of 50 (88.0%)															

Opponents Inside San Diego State Red-Zone

Date	Opponent	Score	Times In RZ	Times Scored	Total Pts	Rush			FGs Made	Failed to score inside RZ					
						TDs	TDs	TDs		FGA	Down	Int	Fumb	Half	Game
Sep 03, 2016	NEW HAMPSHIRE	W 31-0	0	0	0	0	0	0	0	0	0	0	0	0	0
Sep 10, 2016	CALIFORNIA	W 45-40	3	2	9	1	0	1	1	0	0	1	0	0	0
Sep 17, 2016	at NIU	W 42-28	3	3	21	3	1	2	0	0	0	0	0	0	0
Oct 01, 2016	at South Alabama	L 24-42	4	3	21	3	2	1	0	0	0	1	0	0	0
Oct 08, 2016	UNLV	W 26-7	0	0	0	0	0	0	0	0	0	0	0	0	0
Oct 14, 2016	at Fresno State	W 17-3	0	0	0	0	0	0	0	0	0	0	0	0	0
Oct 21, 2016	SAN JOSE STATE	W 42-3	2	1	3	0	0	0	1	0	1	0	0	0	0
Oct 28, 2016	at Utah State	W 40-13	1	1	7	1	1	0	0	0	0	0	0	0	0
Nov 05, 2016	HAWAII	W 55-0	1	0	0	0	0	0	0	0	1	0	0	0	0
Nov 12, 2016	at Nevada	W 46-16	1	1	7	1	0	1	0	0	0	0	0	0	0
Nov 19, 2016	at Wyoming	L 33-34	4	4	20	2	2	0	2	0	0	0	0	0	0
Nov 26, 2016	COLORADO STATE	L 31-63	5	5	35	5	2	3	0	0	0	0	0	0	0
Dec 03, 2016	at Wyoming	W 27-24	1	1	7	1	0	1	0	0	0	0	0	0	0
Dec 17, 2016	vs Houston	W 34-10	2	2	10	1	1	0	1	0	0	0	0	0	0
Totals			27	23	140	18	9	9	5	0	2	2	0	0	0
23 of 27 (85.2%)															

BLAIN PUNT-BY-PUNT

Opponent	From	To	Yds	Return	Net	FP
New Hampshire	SD 28	Opp 41	31	fair catch	31	Opp 41
	SD 08	SD 40	32	4 yards	28	SD 36
	SD 04	SD 46	42	14 yards	28	SD 32
	Opp 44	Opp 10	34	out of bounds	34	Opp 10 *
	SD 29	Opp 35	36	fair catch	36	Opp 35
	SD 46	Opp 24	30	downed	30	Opp 24
	Opp 43	end zone	43	touchback	23	Opp 20
Opp 47	end zone	47	touchback	27	Opp 20	
California	SD 35	Opp 20	45	fair catch	45	Opp 20
	Opp 41	Opp 12	29	fair catch	29	Opp 12 *
	SD 40	Opp 25	35	0 yards	35	Opp 25
	SD 29	Opp 40	31	fair catch	31	Opp 40
	SD 34	Opp 16	50	0 yards	50	Opp 16 *
at Northern Illinois	Opp 48	Opp 02	46	downed	46	Opp 02 **
	SD 47	Opp 04	49	downed	49	Opp 04 **
	SD 14	Opp 34	52	12 yards	40	Opp 46
	Opp 36	Opp 06	30	out of bounds	30	Opp 06 **
	Opp 38	Opp 03	35	downed	35	Opp 03 **
	at South Alabama	SD 37	Opp 20	43	0 yards	43
SD 27		Opp 24	49	19 yards	30	Opp 43
SD 31		Opp 16	53	downed	53	Opp 16 ^A
SD 41		Opp 15	44	0 yards	44	Opp 15 *
SD 26		Opp 31	43	out of bounds	43	Opp 31 ^
UNLV	Opp 35	end zone	35	touchback	15	Opp 20
	SD 12	Opp 33	55	downed	55	Opp 33
	Opp 47	Opp 15	32	4 yards	28	Opp 19 *
	Opp 46	Opp 07	39	downed	39	Opp 07 **

Opponent	From	To	Yds	Return	Net	FP
at Fresno State	Opp 37	Opp 14	21	fair catch	21	Opp 14 *
	Opp 45	Opp 13	32	fair catch	32	Opp 13 *
	SD 13	Opp 30	57	out of bounds	57	Opp 30
	Opp 40	Opp 07	33	downed	33	Opp 07 **
San José State	SD 39	Opp 26	35	fair catch	35	Opp 26
	SD 38	Opp 22	40	18 yards	22	Opp 40
	SD 09	Opp 44	47	2 yards	45	Opp 46 ^
at Utah State	SD 38	Opp 31	31	-1 yard	32	Opp 30
	SD 34	Opp 15	51	-2 yards	53	Opp 13 *
	SD 30	Opp 20	50	downed	50	Opp 20
Hawaii	SD 36	Opp 08	56	downed	56	Opp 08 **
	Opp 49	end zone	49	touchback	29	Opp 20
	SD 38	Opp 14	48	downed	48	Opp 14 *
at Nevada	Opp 46	Opp 11	35	fair catch	35	Opp 11 *
at Wyoming	SD 30	Opp 22	48	fair catch	48	Opp 22
	SD 47	Opp 10	43	-2 yards	8	Opp 8 **
	SD 40	end zone	60	touchback	40	Opp 20
	SD 29	Opp 22	49	0 yards	49	Opp 22 ^
	SD 45	Opp 14	41	1 yard	40	Opp 15 *
Colorado State	SD 38	Opp 32	30	5 yards	25	Opp 37
	SD 40	Opp 09	51	91 yards	-40	TD
	SD 38	Opp 26	36	fair catch	36	Opp 26
	SD 34	Opp 29	37	fair catch	37	Opp 29
at Wyoming	SD 19	Opp 43	38	fair catch	38	Opp 38
	SD 11	Opp 42	47	11 yards	36	SD 47
	SD 11	Opp 14	75	downed	75	Opp 14
	SD 39	Opp 22	39	downed	39	Opp 22
	SD 42	Opp 15	43	-1 yard	44	Opp 14
	WY 44	Opp 13	31	fair catch	13	Opp 13 *

Opponent	From	To	Yds	Return	Net	FP
Houston	SD 25	Opp 35	40	fair catch	40	Opp 35
	SD 05	SD 38	33	downed	33	SD 38
	SD 32	Opp 26	42	fair catch	42	Opp 26
	SD 47	Opp 13	40	out of bounds	40	Opp 13 *
	Opp 46	Opp 12	34	fair catch	34	Opp 12 *
	SD 46	Opp 22	32	fair catch	32	Opp 22 *
Opp 46	Opp 10	36	fair catch	36	Opp 10 *	

* - indicates possession started inside opponent 20; ** - indicates possession started inside opponent 10; ^ - indicates there was a penalty on the play, resulting in a new spot; N/A - indicates the punt returner fumbled and lost possession

2016 SAN DIEGO STATE GAME-BY-GAME

TEAM STATISTICS

Date	Opponent	Rushing				Receiving				Passing				Kick Returns				Punt Returns				tot off		
		no.	yds	td	lg	no.	yds	td	lg	cmp	att	int	yds	td	lg	no.	yds	td	lg	no.	yds		td	lg
Sep 03	NEW HAMPSHIRE	41	170	2	20	17	291	2	86	17	26	0	291	2	86	1	9	0	9	3	16	0	12	461
Sep 10	CALIFORNIA	47	334	3	57	14	129	1	25	14	23	1	129	1	25	4	152	1	100	3	46	0	25	463
Sep 17	at NIU	45	278	3	79	11	126	3	33	11	19	1	126	3	33	3	93	0	53	1	7	0	7	404
Oct 01	at South Alabama	41	157	2	36	13	159	1	33	13	22	0	159	1	33	3	58	0	26	2	33	0	32	316
Oct 08	UNLV	54	245	2	22	15	215	1	41	15	20	0	215	1	41	1	15	0	15	5	44	0	29	460
Oct 14	at Fresno State	61	292	2	22	7	72	0	14	7	12	0	72	0	14	2	41	0	25	1	0	0	0	364
Oct 21	SAN JOSE STATE	44	293	5	73	13	167	1	35	13	18	1	167	1	35	0	0	0	0	2	20	0	15	460
Oct 28	at Utah State	57	400	2	64	4	14	1	10	4	10	0	14	1	10	2	62	0	56	0	0	0	0	414
Nov 05	HAWAII	42	296	2	73	8	97	3	24	8	16	1	97	3	24	0	0	0	0	4	73	0	41	393
Nov 12	at Nevada	44	474	4	72	11	146	2	22	11	17	0	146	2	22	2	29	0	17	1	-1	0	0	620
Nov 19	at Wyoming	31	178	0	39	15	211	2	44	15	27	0	211	2	44	4	194	2	93	1	6	0	6	389
Nov 26	COLORADO STATE	39	194	2	81	11	183	2	37	11	19	1	183	2	37	9	169	0	31	1	6	0	6	377
Dec 03	at Wyoming	53	242	3	37	6	85	0	30	6	13	1	85	0	30	2	113	0	75	3	5	0	3	327
Dec 17	vs Houston	37	127	2	32	10	128	1	28	10	14	0	128	1	28	2	49	0	26	3	16	0	14	255
San Diego State		636	3680	34	81	155	2023	20	86	155	256	6	2023	20	86	35	984	3	100	30	271	0	41	5703
		480	1480	10	66	240	2936	24	79	240	445	26	2936	24	79	58	1209	0	35	19	175	1	91	4416

Games: 14 • Avg/rush: 5.8 • Avg/catch: 13.1 • Pass effic: 148.02 • KR avg: 28.1 • PR avg: 9.0 • All purpose avg/game: 523.0 • Total offense avg/gm: 407.4

Date	Opponent	Tackles				Sacks	Fumble	Pass Defense			blkd	PAT Attempts			off			
		ua	a	total	tfl-yds	no-yds	ff	fr-yds	int-yds	qbh	brup	kick	kick	rush	rcv	saf	t/o	pts
Sep 03	NEW HAMPSHIRE	29	18	47	7.0-33	4.0-26	0	0-0	1-0	7	6	0	4-4	0	0	0	7	31
Sep 10	CALIFORNIA	47	24	71	5.0-21	2.0-14	2	1-0	3-9	9	7	0	6-6	0	0	0	21	45
Sep 17	at NIU	49	16	65	6.0-17	1.0-10	0	0-0	2-38	6	4	0	6-6	0	0	0	7	42
Oct 01	at South Alabama	31	46	77	5.0-25	3.0-21	0	0-0	1-0	0	3	0	1-1	0	1	0	3	24
Oct 08	UNLV	36	12	48	5.0-26	2.0-19	0	0-0	1-0	6	4	0	2-2	0	0	0	3	26
Oct 14	at Fresno State	21	40	61	4.0-14	2.0-12	0	0-0	3-20	3	3	0	2-2	0	0	0	3	17
Oct 21	SAN JOSE STATE	45	14	59	9.0-31	5.0-21	0	0-0	0-0	9	7	0	6-6	0	0	0	0	42
Oct 28	at Utah State	17	50	67	6.0-23	3.0-13	1	1-0	1-28	6	2	0	4-4	0	0	0	10	40
Nov 05	HAWAII	38	28	66	3.0-15	2.0-13	1	0-0	4-109	5	7	0	7-7	0	0	0	17	55
Nov 12	at Nevada	38	33	71	4.0-17	1.0-8	1	0-0	3-29	6	6	0	4-6	0	0	0	20	46
Nov 19	at Wyoming	41	54	95	3.0-20	2.0-13	0	0-0	1-0	9	4	0	3-3	0	0	0	3	33
Nov 26	COLORADO STATE	38	30	68	2.0-4	0.0-0	0	0-0	0-0	0	1	0	4-4	0	0	0	0	31
Dec 03	at Wyoming	28	34	62	6.0-32	4.0-25	1	1-0	2-44	10	6	0	3-3	0	0	0	10	27
Dec 17	vs Houston	49	36	85	11.0-63	7.0-51	0	0-0	4-87	0	1	0	4-4	0	0	0	14	34
San Diego State		507	435	942	76.0-341	38.0-246	6	3-0	26-364	76	61	0	56-58	0	1	0	118	493
		564	414	978	86.0-291	28.0-159	10	9-100	6-27	33	25	2	35-36	0	0	0	44	283

Date	Opponent	Punting							Field Goals			Kickoffs						
		no.	yds	avg	long	blkd	tb	fc	50+	i20	md-att	long	blkd	no.	yds	avg	tb	ob
Sep 03	NEW HAMPSHIRE	8	295	36.9	47	0	2	2	0	1	1-1	33	0	6	386	64.3	4	0
Sep 10	CALIFORNIA	5	190	38.0	50	0	0	3	1	2	1-1	39	0	8	509	63.6	3	0
Sep 17	at NIU	5	212	42.4	52	0	0	0	1	4	0-1	0	0	7	443	63.3	1	1
Oct 01	at South Alabama	5	232	46.4	53	0	0	0	1	2	1-1	34	0	5	295	59.0	2	0
Oct 08	UNLV	4	161	40.2	55	0	1	0	1	2	2-2	50	0	6	383	63.8	1	0
Oct 14	at Fresno State	4	145	36.2	57	0	0	2	1	3	1-1	47	0	4	256	64.0	0	0
Oct 21	SAN JOSE STATE	3	122	40.7	47	0	0	1	0	0	0-0	0	0	7	448	64.0	0	0
Oct 28	at Utah State	3	132	44.0	51	0	0	0	2	1	4-4	43	0	8	508	63.5	2	0
Nov 05	HAWAII	3	153	51.0	56	0	1	0	1	2	2-3	45	0	10	603	60.3	0	0
Nov 12	at Nevada	1	35	35.0	35	0	0	1	0	1	2-2	31	0	9	540	60.0	6	0
Nov 19	at Wyoming	5	241	48.2	60	0	1	1	1	2	2-2	31	0	5	322	64.4	4	0
Nov 26	COLORADO STATE	4	154	38.5	51	0	0	3	1	0	1-1	34	0	6	363	60.5	2	0
Dec 03	at Wyoming	6	273	45.5	75	0	0	2	1	3	2-2	37	0	6	390	65.0	5	0
Dec 17	vs Houston	7	257	36.7	42	0	0	5	0	3	2-2	28	0	7	445	63.6	3	0
San Diego State		63	2602	41.3	75	0	5	20	11	26	21-23	50	0	94	5891	62.7	33	1
		83	3460	41.7	67	0	3	24	16	23	8-9	46	0	58	3340	57.6	17	1

2016 OPPONENT GAME-BY-GAME

OPPONENT STATISTICS

Date	Opponent	Rushing				Receiving				Passing				Kick Returns				Punt Returns				tot off
		no.	yds	td	lg	no.	yds	td	lg	cmp-att-int	yds	td	lg	no.	yds	td	lg	no.	yds	td	lg	
Sep 03	NEW HAMPSHIRE	31	71	0	15	7	70	0	23	7-20-1	70	0	23	2	28	0	16	2	18	0	14	141
Sep 10	CALIFORNIA	22	82	0	22	41	522	5	59	41-72-3	522	5	59	5	93	0	21	2	0	0	0	604
Sep 17	at NIU	39	155	1	18	17	213	3	49	17-35-2	213	3	49	5	137	0	35	1	12	0	12	368
Oct 01	at South Alabama	40	89	2	13	16	242	3	79	16-21-1	242	3	79	2	39	0	21	3	19	0	19	331
Oct 08	UNLV	36	113	0	15	2	9	0	5	2-13-1	9	0	5	5	111	0	28	1	4	0	4	122
Oct 14	at Fresno State	24	78	0	28	16	139	0	49	16-27-3	139	0	49	4	91	0	27	0	0	0	0	217
Oct 21	SAN JOSE STATE	28	67	0	21	18	142	0	23	18-37-0	142	0	23	7	136	0	27	2	20	0	18	209
Oct 28	at Utah State	28	71	1	12	11	181	1	43	11-26-1	181	1	43	6	100	0	22	2	-3	0	0	252
Nov 05	HAWAII	27	48	0	10	25	167	0	15	25-45-4	167	0	15	10	199	0	25	0	0	0	0	215
Nov 12	at Nevada	34	90	0	10	21	276	2	40	21-37-3	276	2	40	2	39	0	23	0	0	0	0	366
Nov 19	at Wyoming	53	205	2	15	16	282	2	45	16-31-1	282	2	45	1	24	0	24	3	-1	0	1	487
Nov 26	COLORADO STATE	46	291	3	41	11	216	5	35	11-16-0	216	5	35	4	87	0	26	1	96	1	91	507
Dec 03	at Wyoming	31	95	0	66	14	248	3	43	14-31-2	248	3	43	1	16	0	16	2	10	0	11	343
Dec 17	vs Houston	41	25	1	12	25	229	0	32	25-34-4	229	0	32	4	109	0	33	0	0	0	0	254
Opponents		480	1480	10	66	240	2936	24	79	240-445-26	2936	24	79	58	1209	0	35	19	175	1	91	4416
		636	3680	34	81	155	2023	20	86	155-256-6	2023	20	86	35	984	3	100	30	271	0	41	5703

Games: 14 • Avg/rush: 3.1 • Avg/catch: 12.2 • Pass effic: 115.47 • KR avg: 20.8 • PR avg: 9.2 • All purpose avg/game: 417.9 • Total offense avg/gm: 315.4

Date	Opponent	Tackles				Sacks no-yds	Fumble		Pass Defense			blkd kick	PAT Attempts			off					
		ua	a	total	tfl-yds		ff	fr-yds	int-yds	qbh	brup		kick	rush	rcv	saf	t/o	pts			
Sep 03	NEW HAMPSHIRE	44	28	72	5.0-19	2.0-12	0	0-0	0-0	5	1	0	0-0	0	0	0	0	0	0	0	0
Sep 10	CALIFORNIA	48	22	70	4.0-12	2.0-9	1	1-0	1-0	2	2	0	4-4	0	0	0	0	3	40		
Sep 17	at NIU	34	34	68	6.0-22	1.0-13	0	0-0	1-8	2	1	0	4-4	0	0	0	0	0	28		
Oct 01	at South Alabama	35	28	63	10.0-39	4.0-25	1	2-80	0-0	4	4	0	6-6	0	0	0	0	7	42		
Oct 08	UNLV	52	40	92	8.0-31	3.0-20	1	1-20	0-0	0	2	0	1-1	0	0	0	0	7	7		
Oct 14	at Fresno State	33	70	103	6.0-7	1.0-1	0	0-0	0-0	1	3	0	0-0	0	0	0	0	0	3		
Oct 21	SAN JOSE STATE	40	26	66	2.0-5	1.0-4	1	0-0	1-16	1	2	0	0-0	0	0	0	0	3	3		
Oct 28	at Utah State	35	34	69	5.0-16	2.0-4	0	0-0	0-0	2	0	0	1-2	0	0	0	0	0	13		
Nov 05	HAWAII	35	22	57	7.0-25	2.0-17	1	0-0	1-1	5	0	0	0-0	0	0	0	0	0	0		
Nov 12	at Nevada	43	18	61	3.0-14	1.0-10	1	1-0	0-0	2	1	2	2-2	0	0	0	0	0	16		
Nov 19	at Wyoming	30	30	60	6.0-21	4.0-17	0	1-0	0-0	4	3	0	4-4	0	0	0	0	3	34		
Nov 26	COLORADO STATE	47	16	63	7.0-17	1.0-2	1	1-0	1-0	1	1	0	9-9	0	0	0	0	14	63		
Dec 03	at Wyoming	47	28	75	7.0-22	2.0-6	3	2-0	1-2	4	2	0	3-3	0	0	0	0	7	24		
Dec 17	vs Houston	41	18	59	10.0-41	2.0-19	0	0-0	0-0	0	3	0	1-1	0	0	0	0	0	10		
Opponents		564	414	978	86.0-291	28.0-159	10	9-100	6-27	33	25	2	35-36	0	0	0	0	44	283		
		507	435	942	76.0-341	38.0-246	6	3-0	26-364	76	61	0	56-58	0	1	0	118	493			

Date	Opponent	Punting								Field Goals			Kickoffs					
		no.	yds	avg	long	blkd	tb	fc	50+	i20	md-att	long	blkd	no.	yds	avg	tb	ob
Sep 03	NEW HAMPSHIRE	12	460	38.3	43	0	0	5	0	5	0-0	0	0	1	46	46.0	0	0
Sep 10	CALIFORNIA	5	241	48.2	52	0	1	0	3	1	2-2	45	0	7	449	64.1	3	0
Sep 17	at NIU	5	147	29.4	36	0	0	1	0	1	0-0	0	0	5	315	63.0	2	0
Oct 01	at South Alabama	5	232	46.4	67	0	0	0	3	2	0-0	0	0	7	301	43.0	0	0
Oct 08	UNLV	8	350	43.8	51	0	0	1	1	2	0-0	0	0	2	78	39.0	0	0
Oct 14	at Fresno State	5	197	39.4	43	0	0	4	0	1	1-1	39	0	2	122	61.0	0	0
Oct 21	SAN JOSE STATE	7	310	44.3	56	0	0	1	3	0	1-1	26	0	2	130	65.0	2	0
Oct 28	at Utah State	7	310	44.3	52	0	0	6	1	1	0-0	0	0	3	185	61.7	1	0
Nov 05	HAWAII	8	359	44.9	57	0	1	2	2	2	0-0	0	0	1	65	65.0	1	0
Nov 12	at Nevada	4	160	40.0	52	0	1	0	1	2	0-0	0	0	3	172	57.3	1	0
Nov 19	at Wyoming	4	159	39.8	48	0	0	0	0	2	2-2	34	0	7	413	59.0	2	1
Nov 26	COLORADO STATE	4	151	37.8	53	0	0	2	1	1	0-0	0	0	10	546	54.6	1	0
Dec 03	at Wyoming	5	224	44.8	52	0	0	1	1	2	1-2	46	0	5	325	65.0	3	0
Dec 17	vs Houston	4	160	40.0	46	0	0	1	0	1	1-1	31	0	3	193	64.3	1	0
Opponents		83	3460	41.7	67	0	3	24	16	23	8-9	46	0	58	3340	57.6	17	1
		63	2602	41.3	75	0	5	20	11	26	21-23	50	0	94	5891	62.7	33	1

SAN DIEGO STATE PARTICIPATION

PARTICIPATION CHART

No.	Name	UNH	CAL	NIU	USA	UNLV	FSU	SJSU	USU	UH	NV	WYO	CSU	WYO	HOU
9	AGNEW, Ryan ●	X	-	-	-	X	-	X	X	X	X	-	X	-	X
97	ANDERSON, Curtis	X	X	X	GS (WR)	GS (WR)	X	GS (WR)	X	X	GS (WR)	X	X	X	X
31	BABIASH, Derek ■	GS (CB)	GS (CB)	GS (CB)	GS (CB)	GS (CB)	GS (CB)	-	-	-	-	-	-	-	-
33	BALDWIN, Parker ■	X	X	X	X	X	GS (AZT)	GS (AZT)	GS (AZT)	GS (AZT)	GS (AZT)	GS (AZT)	GS (AZT)	GS (AZT)	GS (AZT)
29	BARON, John ●	X	X	X	X	X	X	X	X	X	X	X	X	X	X
58	BARRETT, Alex	GS (DE)	GS (DE)	GS (DE)	GS (DE)	GS (DE)	GS (DE)	GS (DE)	GS (DE)	GS (DE)	GS (DE)	GS (DE)	GS (DE)	GS (DE)	GS (DE)
15	BAWDEN, Nick	-	X	X	GS (FB)	GS (FB)	FS (FB)	GS (FB)	GS (FB)	GS (FB)	GS (FB)	GS (FB)	GS (FB)	GS (FB)	GS (FB)
66	BECAR, Jordan ●	-	-	-	-	-	-	-	-	X	-	-	-	-	-
50	BERNARD, Turner ●	X	X	X	X	-	-	-	-	-	-	-	-	-	-
91	BLAIN, Tanner	X	X	X	X	X	X	X	X	X	X	X	X	X	X
30	BINKLEY, Garrett ●	-	-	-	-	-	-	X	X	X	-	-	-	-	-
71	BRUNSKILL, Daniel	GS (RT)	GS (RT)	GS (RT)	GS (RT)	GS (RT)	GS (RT)	GS (RT)	GS (RT)	GS (RT)	GS (RT)	GS (RT)	GS (RT)	GS (RT)	GS (RT)
48	CABRERA, Israel ●	-	-	X	X	X	X	X	X	X	X	-	X	X	X
37	CABRERA, Liam ●	-	-	-	-	-	-	-	-	-	-	-	-	-	X
34	CARROLL, John ●	-	-	-	-	-	-	-	-	-	-	X	X	X	X
42	CASSIDY, Troy ●	-	-	-	X	X	X	X	X	X	X	X	X	X	X
10	CHAPMAN, Christian	GS (QB)	GS (QB)	GS (QB)	GS (QB)	GS (QB)	GS (QB)	GS (QB)	GS (QB)	GS (QB)	GS (QB)	GS (QB)	GS (QB)	GS (QB)	GS (QB)
68	CHEATUM, Myles ●	X	-	-	-	X	-	X	X	X	-	-	-	-	-
10	CLAY, Jeff ●	X	X	X	X	X	X	X	X	X	X	X	X	X	X
2	CUMBERLANDER, Christian	-	-	-	-	-	-	X	X	X	-	-	X	-	-
79	DIXON, Daishawn ●	X	X	X	X	X	X	X	X	X	X	X	X	X	X
57	DUNN, Ryan	X	X	X	X	GS (MLB)	GS (MLB)	GS (MLB)	GS (MLB)	GS (MLB)	GS (MLB)	-	-	GS (LB)	GS (MLB)
5	FAVREAU, Chase	X	X	X	X	X	X	X	-	-	X	X	X	X	X
70	FLORES, Arthur	GS (C)	GS (C)	GS (C)	GS (C)	GS (C)	GS (C)	GS (C)	GS (C)	GS (C)	GS (C)	GS (C)	GS (C)	GS (C)	GS (C)
62	GERHARD, Nick ●	-	-	-	X	-	-	X	X	X	X	-	-	-	-
95	HALL, Noble	GS (DT)	GS (DT)	GS (DT)	GS (DT)	GS (DT)	GS (DT)	GS (DT)	GS (DT)	GS (DT)	GS (DT)	GS (DT)	GS (DT)	GS (DT)	GS (DT)
53	HARPER, Temerrick ●	-	-	-	-	-	X	X	X	X	-	-	-	-	-
46	HENDERSON, Jay ■	-	X	-	-	-	X	X	X	X	X	GS (MLB)	GS (MLB)	GS (LB)	X
6	HOLDER, Mikah	GS (WR)	GS (WR)	GS (WR)	GS (WR)	GS (WR)	GS (WR)	GS (WR)	GS (WR)	GS (WR)	GS (WR)	GS (WR)	GS (WR)	GS (WR)	GS (WR)
82	HOUSTON, Parker ■ ●	-	-	-	-	X	GS (TE)	X	GS (TE)	GS (TE)	X	X	X	GS (TE)	X
81	JUDGE, Eric	GS (WR)	GS (WR)	GS (WR)	X	X	X	X	X	X	X	X	X	X	X
23	KAZEE, Damontae	GS (CB)	GS (CB)	GS (CB)	GS (CB)	GS (CB)	GS (CB)	GS (CB)	GS (CB)	GS (CB)	GS (CB)	GS (CB)	GS (CB)	GS (CB)	GS (C)
59	KELLEY, Kyle	GS (DE)	GS (DE)	GS (DE)	GS (DE)	GS (DE)	GS (DE)	GS (DE)	GS (DE)	GS (DE)	GS (DE)	GS (DE)	GS (DE)	GS (DE)	GS (DE)
7	KELLY, Kameron	X	X	X	X	X	X	X	X	X	X	X	X	X	GS (WAR)
64	KRUM, Ryan ●	-	-	-	-	-	-	X	X	X	X	-	-	-	-
39	LAKALAKA, Ronley ■	GS (LB)	X	GS (LB)	GS (LB)	GS (LB)	GS (LB)	GS (LB)	GS (LB)	GS (LB)	GS (LB)	GS (LB)	GS (LB)	GS (LB)	GS (LB)
34	LESSARD, Isaac ●	X	X	-	-	X	-	X	X	X	X	-	X	-	-
3	LOMAX, Trey	GS (WAR)	GS (WAR)	GS (WAR)	GS (WAR)	GS (WAR)	GS (WAR)	GS (WAR)	GS (WAR)	GS (WAR)	GS (WAR)	GS (WAR)	GS (WAR)	GS (WAR)	X
4	MATHIS, Kendrick	X	-	-	-	-	-	X	X	X	X	X	X	X	X
21	MCGEE, Na'im	GS (AZT)	GS (AZT)	GS (AZT)	GS (AZT)	GS (AZT)	-	-	-	-	-	-	-	-	-
45	MELIFONWU, Fred	X	X	X	X	-	-	-	-	-	-	-	-	-	-
75	MILLER, Kwayde	GS (LT)	GS (LT)	GS (LT)	GS (LT)	GS (LT)	GS (LT)	GS (LT)	GS (LT)	GS (LT)	GS (LT)	GS (LT)	GS (LT)	GS (LT)	GS (LT)
22	MONTGOMERY, Kalan ■ X	X	X	X	X	X	GS (CB)	GS (CB)	X	X	X	X	X	-	X
61	MOORE, Damon ●	-	-	-	-	-	-	-	-	X	-	-	-	-	-
54	MUNSON, Calvin	GS (LB)	GS (LB)	GS (LB)	GS (LB)	GS (LB)	GS (LB)	GS (LB)	GS (LB)	GS (LB)	GS (LB)	GS (LB)	GS (LB)	GS (LB)	GS (LB)
16	PARCHMENT, Dwayne ●	X	X	X	X	X	X	X	X	X	X	X	X	X	X
20	PENNY, Rashaad	X	X	X	X	X	X	X	X	X	X	GS (RB)	X	X	X
65	PHILLIPS, Sergio	X	X	X	X	X	X	X	X	X	X	X	X	X	X
77	POPE, Ryan ●	-	-	X	X	X	X	X	X	X	X	X	X	X	X
19	PUMPHREY, Donnel	GS (RB)	GS (RB)	GS (RB)	GS (RB)	GS (RB)	GS (RB)	GS (RB)	GS (RB)	GS (RB)	GS (RB)	GS (RB)	GS (RB)	GS (RB)	GS (RB)
84	RICHARDSON, Darryl ■	X	X	X	X	X	X	GS (TE)	X	X	X	X	X	X	-
40	RICKS, Randy	GS (MLB)	GS (MLB)	GS (MLB)	GS (MLB)	-	-	-	-	-	-	-	-	-	-
90	ROCHELIN, Julian	-	X	X	X	X	X	X	X	-	-	-	-	-	-
67	ROSALES, Antonio ■	GS (RG)	GS (RG)	GS (RG)	GS (RG)	GS (RG)	GS (RG)	GS (RG)	GS (RG)	GS (RG)	GS (RG)	GS (RG)	GS (RG)	GS (RG)	GS (RG)
69	SIMMONS, Ryan ●	-	-	-	X	X	X	X	X	X	X	X	X	X	X
56	SIRAGUSA, Nico	GS (LG)	GS (LG)	GS (LG)	GS (LG)	GS (LG)	GS (LG)	GS (LG)	GS (LG)	GS (LG)	GS (LG)	GS (LG)	GS (LG)	GS (LG)	GS (LG)
12	SMITH, Malik	GS (WAR)	GS (WAR)	GS (WAR)	GS (WAR)	GS (WAR)	GS (WAR)	GS (WAR)	GS (WAR)	GS (WAR)	GS (WAR)	GS (WAR)	GS (WAR)	GS (WAR)	GS (WAR)
17	SMITH, Ron ■ ●	X	X	X	X	X	X	X	X	GS (CB)	GS (CB)	GS (CB)	GS (CB)	GS (CB)	GS (CB)
51	TAI, Sam ●	X	X	X	X	X	X	X	X	X	X	X	X	X	X
44	TEZINO, Kyahva ●	X	X	X	X	-	-	X	X	X	X	X	X	X	X
18	THOMPSON, Trenton ●	-	-	-	-	-	-	X	X	X	X	X	X	X	X
85	TRUXTON, Quest ● ■	X	X	X	X	X	X	X	X	X	X	X	X	X	GS (WR)
41	TURNER, Dakota ■	GS (FB)	GS (FB)	GS (FB)	X	X	X	X	X	X	X	X	X	X	X
24	VAUGHN, Billy	X	X	X	X	X	X	-	-	-	-	-	-	-	-
35	WALCOTT, Kevin	-	-	-	X	X	X	X	X	X	X	X	X	X	X
87	WARRING, Kahale ●	X	X	X	X	-	-	-	-	-	-	-	-	-	-
29	WASHINGTON, Juwan ■ ●	X	X	X	X	X	X	X	X	X	X	X	GS (RB)	X	X
88	WELLS, David ■	GS (TE)	GS (TE)	GS (TE)	GS (TE)	GS (TE)	GS (TE)	GS (TE)	GS (TE)	GS (TE)	GS (TE)	GS (TE)	GS (TE)	GS (TE)	GS (TE)
27	WOODS, Kyrie ●	-	-	-	-	-	-	-	X	X	X	X	X	X	X
44	WOOLSEY, Chad ●	-	-	-	-	-	-	X	X	-	-	-	-	-	-
45	WORMHOUDT, Tyler ●	-	-	-	-	-	-	-	-	X	-	-	X	-	-
43	WYATT-THAYER, Austin	X	GS (LB)	X	X	X	X	X	X	X	X	X	-	X	X

■ - made first career San Diego State start this season. ● - made first career San Diego State appearance this season. Bold player name in red indicates player has started every game this season. Bold player name in black indicates player has played in every game this season.

SAN DIEGO STATE STARTERS/PARTICIPATION

OFFENSIVE STARTERS

Position	UNH	CAL	NIU	USA	UNLV	FS	SJSU	USU	UH	NV	WYO	CSU	WYO	HOU
LT	Miller	Miller	Miller	Miller	Miller	Miller	Miller	Miller	Miller	Miller	Miller	Miller	Miller	Miller
LG	Siragusa	Siragusa	Siragusa	Siragusa	Siragusa	Siragusa	Siragusa	Siragusa	Siragusa	Siragusa	Siragusa	Siragusa	Siragusa	Siragusa
C	Flores	Flores	Flores	Flores	Flores	Flores	Flores	Flores	Flores	Flores	Flores	Flores	Flores	Flores
RG	Rosales	Rosales	Rosales	Rosales	Rosales	Rosales	Rosales	Rosales	Rosales	Rosales	Rosales	Rosales	Rosales	Rosales
RT	Brunskill	Brunskill	Brunskill	Brunskill	Brunskill	Brunskill	Brunskill	Brunskill	Brunskill	Brunskill	Brunskill	Brunskill	Brunskill	Brunskill
TE	Wells	Wells	Wells	Wells	Wells	Wells	Wells	Wells	Wells	Wells	Wells	Wells	Wells	Wells
TE	-	-	-	-	-	Houston	Richardson	Houston	Houston	-	-	-	Houston	-
QB	Chapman	Chapman	Chapman	Chapman	Chapman	Chapman	Chapman	Chapman	Chapman	Chapman	Chapman	Chapman	Chapman	Chapman
RB	Pumphrey	Pumphrey	Pumphrey	Pumphrey	Pumphrey	Pumphrey	Pumphrey	Pumphrey	Pumphrey	Pumphrey	Pumphrey	Pumphrey	Pumphrey	Pumphrey
RB	-	-	-	-	-	-	-	-	-	-	Penny	Washington	-	-
FB	Turner	Turner	Turner	Bawden	Bawden	Bawden	Bawden	Bawden	Bawden	Bawden	Bawden	Bawden	Bawden	Bawden
WR	Holder	Holder	Holder	Holder	Holder	Holder	Holder	Holder	Holder	Holder	Holder	Holder	Holder	Holder
WR	Judge	Judge	Judge	Anderson	Anderson	-	-	-	-	Anderson	-	-	-	Truxton

DEFENSIVE STARTERS

Position	UNH	CAL	NIU	USA	UNLV	FS	SJSU	USU	UH	NV	WYO	CSU	WYO	HOU
DE	Kelley	Kelley	Kelley	Kelley	Kelley	Kelley	Kelley	Kelley	Kelley	Kelley	Kelley	Kelley	Kelley	Kelley
DT	Hall	Hall	Hall	Hall	Hall	Hall	Hall	Hall	Hall	Hall	Hall	Hall	Hall	Hall
DE	Barrett	Barrett	Barrett	Barrett	Barrett	Barrett	Barrett	Barrett	Barrett	Barrett	Barrett	Barrett	Barrett	Barrett
LB	Munson	Munson	Munson	Munson	Munson	Munson	Munson	Munson	Munson	Munson	Munson	Munson	Munson	Munson
MLB	Ricks	Ricks	Ricks	Ricks	Dunn	Dunn	Dunn	Dunn	Dunn	Dunn	Henderson	Henderson	Henderson	Dunn
LB	Lakalaka	Wyatt-Thayer	Lakalaka	Lakalaka	Lakalaka	Lakalaka	Lakalaka	Lakalaka	Lakalaka	Lakalaka	Lakalaka	Lakalaka	Lakalaka	Lakalaka
LB	-	-	-	-	-	-	-	-	-	-	-	-	Dunn	-
CB	Babiash	Babiash	Babiash	Babiash	Babiash	Babiash	Montgomery	Montgomery	R. Smith	R. Smith	R. Smith	R. Smith	R. Smith	R. Smith
WAR	M. Smith	M. Smith	M. Smith	M. Smith	M. Smith	M. Smith	M. Smith	M. Smith	M. Smith	M. Smith	M. Smith	M. Smith	M. Smith	M. Smith
AZT	McGee	McGee	McGee	McGee	McGee	Baldwin	Baldwin	Baldwin	Baldwin	Baldwin	Baldwin	Baldwin	Baldwin	Baldwin
WAR	Lomax	Lomax	Lomax	Lomax	Lomax	Lomax	Lomax	Lomax	Lomax	Lomax	Lomax	Lomax	Lomax	Kelly
CB	Kazee	Kazee	Kazee	Kazee	Kazee	Kazee	Kazee	Kazee	Kazee	Kazee	Kazee	Kazee	Kazee	Kazee

SPECIALISTS STARTERS

Position	UNH	CAL	NIU	USA	UNLV	FS	SJSU	USU	UH	NV	WYO	CSU	WYO	HOU
KO	Baron	Baron	Baron	Baron	Baron	Baron	Baron	Baron	Baron	Baron	Baron	Baron	Baron	Baron
PK	Baron	Baron	Baron	Baron	Baron	Baron	Baron	Baron	Baron	Baron	Baron	Baron	Baron	Baron
Holder	Blain	Blain	Blain	Blain	Blain	Blain	Blain	Blain	Blain	Blain	Blain	Blain	Blain	Blain
Punter	Blain	Blain	Blain	Blain	Blain	Blain	Blain	Blain	Blain	Blain	Blain	Blain	Blain	Blain
LS	Bernard	Bernard	Bernard	Bernard	Simmons	Simmons	Simmons	Simmons	Simmons	Simmons	Simmons	Simmons	Simmons	Simmons
SS	Bernard	Bernard	Bernard	Gerhard	Houston	Houston	Houston	Houston	Houston	Houston	Houston	Houston	Houston	Houston
KOR	Penny	Penny	Penny	Penny	Penny	Penny	Penny	Penny	Penny	Penny	Penny	Penny	Penny	Penny
	Truxton	Truxton	Washington	Washington	Washington	Washington	Washington	Washington	Washington	Washington	Washington	Washington	Washington	Washington
PR	Pumphrey	Truxton	Truxton	Truxton	Truxton	Truxton	Truxton	Truxton	Truxton	Truxton	Truxton	Truxton	Truxton	Truxton

PARTICIPATION CHART

	UNH	CAL	NIU	USA	UNLV	FS	SJSU	USU	UH	NV	WYO	CSU	WYO	HOU
Dressed	63	63	67	66	63	66	64	62	63	64	64	62	64	64
Played	50	50	50	51	53	50	55	59	59	54	49	52	50	52
Seniors	18	19	17	17	16	15	17	17	17	17	16	15	15	16
Juniors	16	16	17	18	18	19	15	17	16	16	15	15	16	15
Sophomores	5	6	7	6	7	7	8	8	7	6	6	6	6	6
Freshmen (RS/True)	11 (10/1)	9 (8/1)	9 (8/1)	10 (8/2)	12 (10/2)	9 (7/2)	15 (12/3)	17 (13/4)	19 (13/6)	15 (11/4)	12 (8/4)	16 (12/4)	13 (9/4)	15 (12/3)
Started	22	22	22	22	22	22	22	22	22	22	22	22	22	22
Seniors	13	14	13	13	12	10	11	10	10	11	10	10	10	10
Juniors	6	6	6	6	7	7	7	7	6	6	7	6	6	6
Sophomores	3	2	3	3	3	4	4	4	4	4	4	4	4	5
Freshmen (RS/True)	0 (0/0)	0 (0/0)	0 (0/0)	0 (0/0)	0 (0/0)	1 (0/1)	0 (0/0)	1 (0/1)	2 (1/1)	1 (1/0)	1 (1/0)	2 (2/0)	2 (1/1)	1 (1/0)
Making SDSU Debut	14	0	2	3	1	1	3	2	3	0	1	0	0	1
Making 1st SDSU Start	5	0	0	0	0	1	2	0	1	0	1	1	0	1

AZTEC CAREER START CHART (Offense/Defense)

Player, Pos.	Yr.	Career Starts	Consecutive Starts	Yearly Total			
				2016	2015	2014	2013
Donnel Pumphrey, RB	Sr.	42	41	14	14	13	1
Nico Siragusa, OL	Sr.	42	41	14	14	13	1
Damontae Kazee, CB	Sr.	41	41	14	14	13	0
Calvin Munson, LB	Sr.	41	41	14	14	13	0
Malik Smith, WAR	Sr.	41	41	14	14	13	0
Alex Barrett, DE	Sr.	38	28	14	14	10	0
Daniel Brunskill, TE/OL	Sr.	32	28	14	14	4	-
Na'im McGee, AZ	Sr.	29	0	5	13	11	-
Arthur Flores, C	Sr.	28	28	14	14	-	-
Kwayde Miller, OL	Sr.	28	28	14	14	-	-
Trey Lomax, WAR	Jr.	25	0	12	2	11	-
Mikah Holder, WR	Jr.	24	7	13	11	-	-
Ryan Dunn, LB	Jr.	21	2	8	13	-	-
Noble Hall, DT	So.	17	14	14	3	-	-
Christian Chapman, QB	So.	16	16	14	2	-	-
Kyle Kelley, DL	Sr.	16	16	14	2	-	-
Antonio Rosales, OL	Jr.	14	14	14	0	-	-
David Wells, TE	Jr.	14	14	14	0	-	-
Kameron Kelly, WAR	Jr.	14	1	1	13	-	-

Player, Pos.	Yr.	Career Starts	Consecutive Starts	Yearly Total		
				2016	2015	2014
Ronley Lakalaka, LB	So.	13	12	13	0	-
Nick Bawden, FB	Jr.	13	11	11	0	2
Eric Judge, WR	Sr.	11	0	3	2	5
Parker Baldwin, AZT	So.	9	9	9	0	-
Ron Smith, CB	RS-Fr.	6	6	6	-	-
Derek Babiash, CB	Jr.	6	0	6	0	-
Randy Ricks, LB	Sr.	6	0	4	2	-
Rashaad Penny, RB	Jr.	5	0	1	4	0
Curtis Anderson III, WR	Sr.	5	0	4	1	-
Chase Favreau, WR	Jr.	5	0	0	5	-
Parker Houston, TE	HS-Fr.	4	1	1	-	-
Jay Henderson, LB	Jr.	3	0	3	0	0
Dakota Turner, FB/DE	Jr.	3	0	3	0	0
Kalan Montgomery, CB	Jr.	2	0	2	0	0
Austin Wyatt-Thayer, LB	Sr.	2	0	1	1	-
Quest Truxton, WR	TR-Jr.	1	1	1	-	-
Juwan Washington, RB	RS-Fr.	1	0	1	-	-
Darryl Richardson, TE	Jr.	1	0	1	0	-
Christian Cumberlander, WR	Jr.	1	0	0	1	-

MISCELLANEOUS STATS

MISCELLANEOUS

Game	Coin Toss	KO/Receive	1st Off. Play	1st Off. Poss.	1st Def. Poss.	Game Time	Game Length	Jersey	Pants	Result
New Hampshire	UNH won, Def.	Receive	Pumphrey rush	Punt	Punt	5:35 p.m. PT	3:05	Black	Black	W, 31-0
California	Cal won, Rec.	Kickoff	Pumphrey rush	Downs	Punt	7:37 p.m. PT	4:03	Black	Black	W, 45-40
at Northern Illinois	NIU won, Rec.	Kickoff	Holder pass f/Chap.	Interception	Punt	2:37 p.m. CT	3:40	White	Black	W, 42-28
at South Alabama	USA won, Def.	Receive	Pumphrey rush	Punt	Touchdown	7:02 p.m. CT	3:16	White	Black	L, 42-24
UNLV	SDSU won, Rec.	Receive	Pumphrey rush	Touchdown	Interception	7:37 p.m. PT	3:06	Black	Black	W, 26-7
at Fresno State	FS won, Def.	Receive	Pumphrey rush	Downs	Interception	7:05 p.m. PT	3:03	White	Black	W, 17-3
San José State	SJSU won, Rec.	Kickoff	Wells pass f/Chap.	Punt	Punt	7:35 p.m. PT	3:14	Black	Black	W, 42-3
at Utah State	SDSU won, Rec.	Receive	Pumphrey rush	Punt	Touchdown	6:00 p.m. MT	3:15	White	Black	W, 40-13
Hawai'i	UH won, Def.	Receive	Wells pass f/Chap.	Touchdown	Punt	7:34 p.m. PT	3:31	Black	Black	W, 55-0
at Nevada	NV won, Def.	Receive	Pumphrey rush	Touchdown	Touchdown	7:37 p.m. PT	3:14	White	Black	W, 46-16
at Wyoming	SDSU won, Rec.	Receive	Pumphrey rush	Punt	Field Goal	1:33 p.m. MT	3:42	White	Black	L, 33-34
Colorado State	CSU won, Rec.	Kickoff	Washington rush	Punt	Touchdown	6:08 p.m. PT	3:26	Black	Black	L, 31-63
at Wyoming	SDSU won, Rec.	Receive	Chapman pass inc.	Punt	Punt	5:45 p.m. MT	3:43	White	Black	W, 27-24
Houston	SDSU won, Rec.	Receive	Chapman sacked	Punt	Punt	12:36 p.m. PT	3:02	Black	Black	W, 34-10

AVERAGE STARTING FIELD POSITION

Category	San Diego State	Opponents
Drives Started	176	179
Cumulative Starting Yard Line	5,750	4,476
Average Field Position	Own 32.67	Own 25.01
Drives Started in Opponent Territory/Att. to Score	30/26	14/14
Scores/Touchdowns, Field Goals	21/16, 5	9/5, 4
Points	126	47
Drives Started (Inside/At Own 25)	70 (50/20)	105 (73/32)
Points Scored (TD/FGs)	153 (19/7)	114 (16/1)

* - kick/punt returns for a touchdown not included; & - overtime possessions not included.

SAN DIEGO STATE OFFENSIVE POSSESSIONS (DEF/ST SCORES NOT INC.)

Game	Poss.	TD	FG	MFG	Punt	TO	Clock	Downs	3&Out*	PPP^
New Hampshire	14	4	1	0	8	0	1	0	6	1.93
California	15	4+	1	0	5	2	2	1	5	1.80
at Northern Illinois	14	6	0	1	5	1	1	0	2	2.57
at South Alabama	13	3	1	0	5	2	0	2	4	1.62
UNLV	12	3	2	0	4	1	1	1	2	2.00
at Fresno State	10	2	1	0	4	0	2	1	2	1.50
San José State	11	6	0	0	3	1	1	0	1	3.27
at Utah State	11	3+	4	0	3	0	1	0	2	2.73
Hawai'i	13	5+	2	1	3	1	1	0	4	2.77
at Nevada	11	6	2	0	1	1	1	0	0	3.82
at Wyoming	10	2+	2	0	5	1	0	0	3	1.80
Colorado State	14	4	1	0	4	2	2	1	3	1.92
at Wyoming	15	3	2	0	6	2	1	1	4	1.60
vs. Houston	13	3+	2	0	7	0	1	0	4	1.85
TOTALS	176	54	21	2	63	14	15	7	42	2.20

* - less if there is a turnover or end of half; must not have earned a first down or scored points.
 + - indicates team scored a non-offensive touchdown. & - overtime possession included. # - possession/turnover not included when offense never had ball (turnover on special teams). ^ - PATs/2-pt. not included.

DRIVE ANALYSIS

Game	SDSU		Opponent	
	TD	FG	TD	FG
New Hampshire	4	1	0	0
California	4+	1	5	2
at Northern Illinois	6	0	4	0
at South Alabama	3	1	5+	0
UNLV	3	2	0+	0
at Fresno State	2	1	0	1
San José State	6	0	0	1
at Utah State	3+	4	2	0
Hawai'i	5+	2	0	0
at Nevada	6	2	2	0
at Wyoming	2+	2	4	2
Colorado State	4	1	8+	0
at Wyoming	3	2	3	1
vs. Houston	3+	2	1	1
TOTALS	54	21	34	8

+ - indicates team scored a non-offensive touchdown. & - overtime drives included.

GAME-OPENING DRIVE

Game	Pts.	SDSU		Opponent		
		FD	Yds.	Pts.	FD	Yds.
New Hampshire	0	0	0^	0	1	16
California	0	1	17	0	0	2^
at Northern Illinois	0	3	25	0	1	20
at South Alabama	0	0	2^	7	5	90
UNLV	7	2	72	0	0	0^
at Fresno State	0	5	75	0	0	3^
San José State	0	1	19	0	0	7^
at Utah State	0	1	13	7	4	70
Hawai'i	7	4	75	0	1	19
at Nevada	7	3	75	7	3	75
at Wyoming	0	0	5^	3	2	57
Colorado State	0	0	8^	7	3	72
at Wyoming	0	0	-6^	0	0	-10^
vs. Houston	0	0	0^	0	0	4^
AVERAGES	1.50	1.43	27.14	2.21	1.43	30.07

^ - indicates possession ended in a 3-and-out.

OPPONENT POSSESSIONS (DEF/ST SCORES NOT INC.)

Game	Poss.	TD	FG	MFG	Punt	TO	Clock	Downs	3&Out*	PPP^
New Hampshire	14	0	0	0	12	1	1	0	8	0.00
California	17	5	2	0	5	4	0	1	6	2.12
at Northern Illinois	14	4	0	0	5	2	1	2	6	1.71
at South Alabama	13	5+	0	0	5	1	2	0	6	2.31
UNLV	11	0+	0	0	8	1	1	1	4	0.00
at Fresno State	9	0	1	0	5	3	0	0	4	0.33
San José State	11	0	1	0	7	0	1	2	4	0.27
at Utah State	11	2	0	0	7	2	0	0	5	1.09
Hawai'i	15	0	0	0	8	4	1	2	8	0.00
at Nevada	11	2	0	0	4	3	1	1	3	1.09
at Wyoming	11	4	2	0	4	1	0	0	1	2.73
Colorado State	12	8+	0	0	4	0	0	0	3	4.00
at Wyoming	16	3	1	1	5	3	0	3	2	1.31
vs. Houston	14	1	1	0	4	4	1	3	3	0.65
TOTALS	179	34	8	1	83	29	9	13	63	1.27

* - less if there is a turnover or end of half; must not have earned a first down or scored points.
 + - indicates team scored a non-offensive touchdown. & - overtime possession included. # - possession/turnover not included when offense never had ball (turnover on special teams). ^ - PATs/2-pt. not included.

OPENING SECOND-HALF DRIVE

Game	Pts.	SDSU		Opponent		
		FD	Yds.	Pts.	FD	Yds.
New Hampshire	3	5	71	0	2	32
California	0	1	15	0	4	52
at Northern Illinois	0	0	-11^	7	1	54
at South Alabama	0	1	2	7	1	82
UNLV	0	2	7	0	1	19
at Fresno State	0	3	40	3	3	54
San José State	7	5	75	0	0	4^
at Utah State	3	2	46	0	1	14
Hawai'i	0	0	-12^	0	1	10
at Nevada	6	4	75	0	3	59
at Wyoming	0	0	3	7	5	70
Colorado State	0	2	13	0	0	-3^
at Wyoming	7	2	31	0	0	1
vs. Houston	0	1	18	0	1	10
AVERAGES	1.86	2.00	26.64	1.71	1.64	32.71

^ - indicates possession ended in a 3-and-out.

MISCELLANEOUS STATS, cont.

SDSU SCORING DRIVES

Opponent	Plays	Yds.	TOP	Type of Score	Qtr/Time	Drive Start	Scoring Play	
New Hampshire	1	86	0:11	TD	1st/3:33	SD 14	Holder 86-yd pass f/Chapman	
	4	67	1:47	TD	1st/0:42	SD 33	Pumphrey 20-yd run	
	6	66	2:39	TD	2nd/5:23	SD 34	Holder 14-yd pass f/Chapman	
	14	71	4:50	FG	3rd/4:50	SD 13	Baron 33-yd field goal	
California	8	41	3:45	TD	4th/7:00	NH 41	Penny 1-yd run	
	1	25	0:04	TD	1st/6:11	CAL 25	Penny 25-yd pass f/Chapman	
	--	--	0:00	TD	1st/4:03	N/A	Penny 100-yd kickoff return	
	6	80	2:09	TD	1st/1:31	SD 20	Pumphrey 33-yd run	
	--	--	0:00	TD	2nd/6:22	N/A	Lakalaka 9-yd interception for TD	
	11	58	3:47	FG	2nd/0:38	SD 20	Baron 39-yd field goal	
	3	80	1:11	TD	3rd/8:30	SD 20	Pumphrey 57-yd run	
	8	73	3:28	TD	4th/2:47	SD 27	Pumphrey 4-yd run	
at Northern Illinois	1	46	0:09	TD	1st/7:19	NIU 46	Pumphrey 46-yd run	
	6	68	3:16	TD	1st/1:08	SD 32	Penny 27-yd pass f/Chapman	
	4	13	1:43	TD	2nd/14:09	NIU 13	Warring 5-yd pass f/Chapman	
	3	45	1:14	TD	2nd/6:19	NIU 45	Holder 33-yd pass f/Chapman	
	5	53	1:44	TD	4th/14:54	SD 47	Pumphrey 33-yd run	
	2	79	0:17	TD	4th/7:40	SD 21	Pumphrey 79-yd run	
at South Alabama	2	48	0:35	TD	1st/6:03	USA 48	Penny 15-yd run	
	3	40	0:58	TD	2nd/9:45	USA 40	Pumphrey 7-yd run	
	8	63	1:46	FG	2nd/0:05	SD 20	Baron 34-yd field goal	
	11	90	5:35	TD	3rd/3:06	SD 10	Warring 12-yd pass f/Chapman	
UNLV	4	72	1:44	TD	1st/13:16	SD 28	Penny 41-yd pass f/Chapman	
	10	27	4:51	FG	1st/8:16	SD 42	Baron 48-yd field goal	
	9	45	4:52	FG	2nd/1:28	SD 23	Baron 50-yd field goal	
	6	60	2:29	TD	3rd/4:50	SD 40	Pumphrey 9-yd run	
	10	81	4:31	TD	4th/12:47	SD 19	Penny 4-yd run	
	at Fresno State	6	17	3:10	FG	1st/4:21	FS 46	Baron 47-yd field goal
11		75	5:34	TD	2nd/9:15	SD 25	Pumphrey 2-yd run	
9		52	3:28	TD	3rd/0:09	SD 48	Pumphrey 13-yd run	
San José State	10	70	5:18	TD	1st/2:10	SD 30	Wells 4-yd pass f/Chapman	
	7	62	2:47	TD	2nd/12:34	SD 38	Penny 3-yd run	
	3	43	0:50	TD	2nd/9:41	SJ 43	Pumphrey 27-yd run	
	10	75	4:35	TD	3rd/10:25	SD 25	Penny 4-yd run	
	11	76	5:58	TD	3rd/3:29	SD 24	Pumphrey 23-yd run	
	2	71	1:04	TD	3rd/0:00	SD 29	Penny 73-yd run	
at Utah State	2	44	0:44	TD	1st/7:11	US 44	Washington 39-yd run	
	9	61	4:16	FG	1st/1:04	SD 35	Baron 21-yd field goal	
	16	79	8:13	TD	2nd/6:33	SD 21	Truxton 10-yd pass f/Chapman	
	5	45	1:35	FG	2nd/0:00	SD 31	Baron 41-yd field goal	
	9	46	4:20	FG	3rd/8:24	SD 28	Baron 43-yd field goal	
	12	53	6:06	FG	4th/14:43	SD 41	Baron 23-yd field goal	
	2	65	0:44	TD	4th/13:33	SD 35	Washington 1-yd run	
	--	--	0:00	TD	4th/13:31	N/A	M. Smith 28-yd interception for TD	
	Hawai'i	8	75	3:25	TD	1st/11:35	SD 25	Wells 13-yd pass f/Chapman
		11	88	5:59	TD	1st/1:59	SD 12	Truxton 9-yd pass f/Chapman
		--	--	0:00	TD	2nd/12:36	N/A	R. Smith 14-yd interception for TD
		6	20	3:20	FG	2nd/3:45	UH 33	Baron 30-yd field goal
2		0	0:09	FG	2nd/0:04	UH 28	Baron 45-yd field goal	
4		87	2:09	TD	3rd/6:42	SD 13	Penny 73-yd run	
2		25	0:29	TD	3rd/1:24	UH 25	Washington 24-yd pass f/Chapman	
--		--	0:00	TD	4th/14:43	N/A	Kazee 54-yd interception for TD	
at Nevada	6	80	2:58	TD	4th/8:02	SD 20	Washington 20-yd run	
	6	75	2:28	TD	1st/12:32	SD 25	Penny 40-yd run	
	10	64	5:29	FG	1st/2:03	SD 25	Baron 28-yd field goal	
	3	21	0:49	TD	2nd/10:19	NV 21	Pumphrey 3-yd run	
	6	32	2:35	TD	2nd/5:53	NV 32	Holder 6-yd pass f/Chapman	
	10	77	1:42	FG	2nd/0:03	SD 09	Baron 31-yd field goal	
	9	75	4:40	TD	3rd/4:43	SD 25	Wells 17-yd pass f/Chapman	
	2	73	0:52	TD	3rd/2:50	SD 27	Penny 72-yd run	
	3	54	1:26	TD	4th/7:34	SD 46	Washington 45-yd run	
	at Wyoming	--	--	0:00	TD	1st/14:47	N/A	Penny 93-yd kickoff return
10		64	5:10	FG	2nd/7:49	SD 26	Baron 27-yd field goal	
9		65	1:14	TD	2nd/0:00	SD 35	Houston 3-yd pass f/Chapman	
--		--	0:00	TD	3rd/8:53	N/A	Washington 92-yd kickoff return	
6		66	3:05	FG	4th/10:45	SD 20	Baron 31-yd field goal	
11		99	1:07	TD	4th/0:00	SD 01	Truxton 23-yd pass f/Chapman	
Colorado State	5	45	2:25	TD	1st/5:41	CS 45	Wells 25-yd pass f/Chapman	
	9	83	3:49	TD	2nd/14:11	SD 17	Holder 25-yd pass f/Chapman	
	7	33	1:51	FG	2nd/11:49	50	Baron 34-yd field goal	
	7	79	2:29	TD	3rd/2:24	SD 21	Pumphrey 7-yd run	
at Wyoming	3	85	1:24	TD	4th/4:50	SD 15	Washington 81-yd run	
	7	62	3:03	TD	1st/1:46	SD 38	Pumphrey 9-yd run	
	10	50	4:37	FG	2nd/9:39	SD 30	Baron 37-yd field goal	
	4	31	1:31	TD	3rd/12:35	WY 31	Penny 6-yd run	
	8	75	4:12	TD	3rd/1:25	SD 25	Penny 6-yd run	
	7	19	3:59	FG	4th/6:54	WY 22	Baron 20-yd field goal	

Houston	8	55	4:26	FG	2nd/6:28	SD40	Baron 23-yd field goal
	7	26	2:52	FG	2nd/1:29	UH 37	Baron 28-yd field goal
	4	68	1:54	TD	3rd/3:14	SD 32	Pumphrey 32-yd run
	--	--	0:00	TD	3rd/0:56	N/A	R. Smith 54-yd interception return
	1	28	0:05	TD	4th/8:58	UH28	Anderson 28-yd pass f/Chapman
4	21	1:46	TD	4th/1:11	UH21	Washington 7-yd run	

OPPONENT SCORING DRIVES

Opponent	Plays	Yds.	TOP	Type of Score	Qtr/Time	Drive Start	Scoring Play	
New Hampshire							N/A	
California	6	81	1:52	TD	1st/4:19	SD 19	Rivera 33-yd pass f/Webb	
	8	75	2:32	TD	1st/1:31	SD 25	Hansen 49-yd pass f/Webb	
	9	75	3:02	TD	2nd/11:20	SD 25	Hudson 21-yd pass f/Webb	
	3	75	0:48	TD	3rd/7:52	SD 25	Robertson 59-yd pass f/Webb	
	8	32	2:48	FG	3rd/2:56	SD 40	Anderson 45-yd field goal	
	6	33	1:29	FG	4th/13:27	SD 48	Anderson 36-yd field goal	
	12	79	1:51	TD	4th/0:56	SD 21	Hudson 2-yd pass f/Webb	
	at Northern Illinois	7	65	2:27	TD	2nd/3:52	SD 35	Galladay 12-yd run
		2	54	0:31	TD	3rd/12:03	SD 46	Galladay 49-yd pass f/Graham
		7	73	3:08	TD	3rd/7:46	SD 27	Wimann 14-yd pass f/Graham
		16	65	6:43	TD	4th/8:02	SD 35	Wimann 7-yd pass f/Graham
		at South Alabama	8	90	3:29	TD	1st/10:38	USA 10
8			75	4:17	TD	1st/4:17	USA 25	Kutcher 37-yd pass f/Garvin
2	82		0:52	TD	3rd/14:08	USA 18	Everett 79-yd pass f/Garvin	
11	69		6:08	TD	4th/11:58	USA 31	Magee 20-yd pass f/Garvin	
UNLV	2	3	0:41	TD	4th/8:02	SD 03	Ayoola 1-yd run	
	--	--	0:00	TD	4th/4:17	N/A	Earl 80-yd fumble recovery	
	--	--	0:00	TD	2nd/10:35	N/A	Baldwin 20-yd fumble recovery	
at Fresno State	13	54	5:06	FG	3rd/9:54	FS 24	Kroening 39-yd field goal	
San José State	6	16	1:55	FG	2nd/3:00	SD 25	Crawford 26-yd field goal	
at Utah State	7	70	2:57	TD	1st/8:08	US 30	Myers 10-yd run	
13	91	5:14	TD	4th/7:59	US 09	Colston-Green 23-yd pass f/Myers		
Hawai'i							N/A	
at Nevada	11	75	5:00	TD	1st/7:32	NV 25	Henderson 0-yd fumble return	
	--	--	0:00	PAT Ret.	3rd/4:43	N/A	Muhammad PAT return	
	8	75	3:44	TD	4th/14:06	NV 25	Demps 40-yd pass f/Gangi	
	at Wyoming	9	57	4:20	FG	1st/10:27	WY 27	Rothe 32-yd field goal
7		80	2:41	TD	2nd/1:14	WY 20	Hill 11-yd run	
13		70	5:54	TD	3rd/9:06	WY 30	Hill 1-yd run	
4		1	0:55	FG	3rd/4:15	SD 18	Rothe 34-yd field goal	
3		75	1:00	TD	4th/9:45	WY 25	Maulhardt 30-yd pass f/Allen	
15		85	6:14	TD	4th/1:07	WY 15	C.J. Johnson 29-yd pass f/Allen	
Colorado State	5	72	2:25	TD	1st/12:35	CS 28	Gallup 35-yd pass f/Stevens	
	6	63	2:27	TD	1st/8:12	CS 37	Clark 27-yd pass f/Stevens	
	6	70	2:29	TD	1st/3:07	CS 30	Matthews 3-yd run	
	9	69	4:20	TD	2nd/7:14	CS 31	Gallup 35-yd pass f/Stevens	
	--	--	0:00	TD	2nd/4:59	N/A	Ruiz 91-yd punt return	
	5	75	6:14	TD	2nd/2:01	CS 25	Ruiz 5-yd pass f/Stevens	
	8	35	4:21	TD	3rd/4:53	SD 35	Gallup 6-yd pass f/Clark	
	3	43	1:27	TD	3rd/0:59	SD 43	Kinsey 27-yd run	
at Wyoming	5	38	2:11	TD	4th/12:54	SD 38	Matthews 4-yd run	
	5	18	1:23	FG	1st/8:04	SD 47	Rothe 46-yd field goal	
	3	17	1:26	TD	1st/4:49	SD 17	Hollister 12-yd pass f/Allen	
	8	75	2:36	TD	4th/13:49	WY 25	Gentry 33-yd pass f/Allen	
	2	75	0:42	TD	4th/6:12	WY 25	C.J. Johnson 43-yd pass f/Allen	
	Houston	10	24	3:31	FG	1st/6:38	SD38	Cummings 31-yd field goal
10		74	3:50	TD	1st/1:22	UH26	Ward Jr. 2-yd run	

MISCELLANEOUS STATS, cont.

RESULT OF SAN DIEGO STATE TURNOVERS

Opponent	Qtr.	Turnover (Player)	Defender	Led To	Pts.
California	4	Interception (Chapman)	Rambo (INT)	Field Goal	3
	4	Fumble (Chapman)	Rubenzer (FR)	Downs	0
at Northern Illinois	1	Interception (Chapman)	Allen (INT)	Punt	0
at South Alabama	2	Fumble (Chapman)	Wallace (FR)	Interception	0
	4	Fumble (Chapman)	Earl (FR)	Touchdown	7
UNLV	2	Fumble (Chapman)	Valoaga (FF)/Baldwin (FR)	Touchdown	7
San José State	2	Interception (Chapman)	Ginda (INT)	Field Goal	3
Hawai'i	2	Interception (Chapman)	Farris (INT)	Interception	0
at Nevada	4	Fumble (Penny)	Muhammad (FF)/Bertrando (FR)	Interception	0
at Wyoming	3	Fumble (Pumphrey)	Wacha (FR)	Field Goal	3
Colorado State	3	Interception (Chapman)	Hicks (INT)	Touchdown	7
	3	Fumble (Penny)	Colorito (FF)/Foster (FR)	Touchdown	7
at Wyoming	1	Interception (Chapman)	Malauulu (INT)	Touchdown	7
	1	Fumble (Kazee)	Allen (FF)/Team (FR)	Punt	0
	4	Fumble (Washington)	Wilson (FF)/Epps (FR)	Downs	0

RESULT OF OPPONENT TURNOVERS

Opponent	Qtr.	Turnover (Player)	Defender	Led To	Pts.
New Hampshire	4	Interception (Knight)	McGee (INT)	Touchdown	7
California	1	Fumble (Veasy)	Ricks (FF)	Touchdown	7
	2	Interception (Webb)	Lakalaka (INT)	Touchdown	7
	3	Interception (Webb)	Kelly (INT)	Touchdown	7
	4	Interception (Webb)	Kazee (INT)	End of Game	0
at Northern Illinois	1	Interception (Graham)	Kazee (INT)	Touchdown	7
	4	Interception (Graham)	Lomax (INT)	Punt	0
at South Alabama	2	Interception (Garvin)	Babiash (INT)	Field Goal	3
UNLV	1	Interception (Sneed)	Babiash (INT)	Field Goal	3
at Fresno State	1	Interception (Virgil)	Kazee (INT)	Field Goal	3
	2	Interception (Cusick)	Babiash (INT)	End of Half	0
	4	Interception (Virgil)	Kelly (INT)	End of Game	0
at Utah State	3	Fumble (Myers)	Turner (FF)/Baldwin (FR)	Field Goal	3
	4	Interception (Myers)	M. Smith (INT)	Touchdown	7
Hawai'i	2	Interception (Brown)	R. Smith (INT)	Touchdown	7
	2	Interception (Brown)	Lakalaka (INT)	Field Goal	3
	3	Interception (Zwahlen)	Kazee (INT)	Missed Field Goal	0
	4	Interception (Brown)	Kazee (INT)	Touchdown	7
at Nevada	2	Interception (Gangi)	R. Smith (INT)	Touchdown	7
	2	Interception (Gangi)	Baldwin (INT)	Touchdown	6
	4	Interception (Gangi)	Kelly (INT)	Touchdown	7
at Wyoming	2	Interception (Allen)	Baldwin (INT)	Field Goal	3
at Wyoming	1	Interception (Allen)	Kazee (INT)	Fumble	0
	3	Interception (Allen)	Kazee (INT)	Touchdown	7
	4	Fumble (Allen)	Henderson (FF)/Kelley (FR)	Field Goal	3
Houston	3	Interception (Ward Jr.)	Kelly (INT)	Punt	0
	3	Interception (Ward Jr.)	Munson (INT)	Touchdown	7
	3	Interception (Ward Jr.)	R. Smith (INT)	Touchdown	7
	3	Interception (Ward Jr.)	Kelly (INT)	End of Game	0

Opponents' 29 turnovers resulted in 1118 San Diego State points.
San Diego State's 15 turnovers resulted in 44 opponent points.

TURNOVER ANALYSIS

	TO	Opp. Pts.	TD/FG	Pts./TO
San Diego State	15	44	5/3	2.93
Opponents	29	118	14/7	4.07

TURNOVERS LOST

Name	TO's Lost	Fum.	Int.	Points	PPT
Christian Chapman	10	4	6	34.00	3.40
Rashaad Penny	2	2	0	7.00	7.00
Donnel Pumphrey	1	1	0	3.00	3.00
Damontae Kazee	1	1	0	0.00	0.00
Juwan Washington	1	1	0	0.00	0.00
TOTALS	15	7	6	44.00	2.93

TO's Lost - turnovers lost, Fum. - fumbles lost, Int. - interceptions thrown, Points - points scored by the opponent after a turnover, PPT - points per turnover scored by the opponent

TURNOVERS GAINED

Name	#TAPO	FF	FR	Int.	Points	^PPT
Damontae Kazee	7	0	0	7	24.00	3.43
Kameron Kelly	5	0	0	5	14.00	2.80
Ron Smith	3	0	0	3	21.00	7.00
Derek Babiash	3	0	0	3	6.00	2.00
Parker Baldwin	3	0	1	2	10.50	3.50
Ronley Lakalaka	2	0	0	2	10.00	5.00
Na'im McGee	2	0	1	1	10.50	5.25
Calvin Munson	1	0	0	1	7.00	7.00
Malik Smith	1	0	0	1	7.00	7.00
Randy Ricks	1	1	0	0	3.50	3.50
Jay Henderson	1	1	0	0	1.50	1.50
Kyle Kelley	1	0	1	0	1.50	1.50
Dakota Turner	1	1	0	0	1.50	1.50
Trey Lomax	1	0	0	1	0.00	0.00
TOTALS	*32	3	3	26	118.00	4.07

#TAPO - turnovers a part of (FF, FR or INT), FF - forced fumbles, FR - fumbles recovered, Int. - interceptions, Points - points scored off an opponent's turnover (note that fumbles forced and fumbles recovered are each awarded half the points for SDSU's score; ex. a touchdown and PAT after a fumble gives each player 3.50 points), ^PPT - points per turnover scored by SDSU, * - Total turnovers equals FR and INTs.

FIRST DOWNS EARNED

Name	Pass	Receive	Rush	Total
Donnel Pumphrey	0	12	91	103
Christian Chapman	92	0	11	103
Rashaad Penny	0	8	45	53
Mikah Holder	0	23	0	23
Juwan Washington	0	2	15	17
David Wells	0	15	0	15
Nick Bawden	0	10	0	10
Quest Truxton	0	8	2	10
Eric Judge	0	9	0	9
Ryan Agnew	2	0	1	3
Curtis Anderson III	0	2	0	2
Kahale Warring	0	2	0	2
Chase Favreau	0	1	0	1
Parker Houston	0	1	0	1
Darryl Richardson	0	1	0	1
TOTALS	94	94	165	353

MISCELLANEOUS STATS, cont.

SAN DIEGO STATE BIG OFFENSIVE PLAYS (20+ YARDS) (77 overall)

Game	Player	Type	Down & Dis.	Yards
New Hampshire - 5	Mikah Holder f/Christian Chapman	Pass	1-10	86
	Mikah Holder f/Christian Chapman	Pass	1-10	35
	Mikah Holder f/Christian Chapman	Pass	1-10	29
	Donnel Pumphrey f/Christian Chapman	Pass	3-9	26
	Donnel Pumphrey	Rush	1-10	20
California - 5	Donnel Pumphrey	Rush	2-2	57
	Donnel Pumphrey	Rush	2-7	33
	Donnel Pumphrey	Rush	2-10	33
	Donnel Pumphrey	Rush	2-6	31
	Rashaad Penny f/Christian Chapman	Pass	1-10	25
at Northern Ill. - 6	Donnel Pumphrey	Rush	2-10	79
	Donnel Pumphrey	Rush	1-10	46
	Mikah Holder f/Christian Chapman	Pass	1-10	33
	Donnel Pumphrey	Rush	3-1	33
	Rashaad Penny f/Christian Chapman	Pass	1-10	27
at S. Alabama - 4	Rashaad Penny	Rush	2-9	27
	Donnel Pumphrey	Rush	1-10	36
	Mikah Holder f/Christian Chapman	Pass	1-10	33
	Donnel Pumphrey	Rush	1-10	25
	Eric Judge f/Christian Chapman	Pass	2-16	27
UNLV - 7	Rashaad Penny f/Christian Chapman	Pass	2-3	41
	Mikah Holder f/Christian Chapman	Pass	1-10	28
	Mikah Holder f/Christian Chapman	Pass	2-7	27
	Rashaad Penny	Rush	1-10	22
	Rashaad Penny	Rush	1-10	21
	Rashaad Penny	Rush	3-10	20
	Quest Truxton f/Christian Chapman	Pass	2-6	20
at Fresno State - 1	Donnel Pumphrey	Rush	2-6	22
	Rashaad Penny	Rush	2-12	73
San José State - 6	Rashaad Penny f/Christian Chapman	Pass	2-9	35
	Rashaad Penny f/Christian Chapman	Pass	1-10	29
	Donnel Pumphrey	Rush	1-10	27
	David Wells f/Christian Chapman	Pass	2-3	24
	Donnel Pumphrey	Rush	1-10	23
at Utah State - 5	Juwan Washington	Rush	1-10	64
	Donnel Pumphrey	Rush	1-10	44
	Juwan Washington	Rush	2-5	39
	Donnel Pumphrey	Rush	2-2	23
	Quest Truxton	Rush	1-10	21
Hawai'i - 8	Rashaad Penny	Rush	1-10	73
	Donnel Pumphrey	Rush	3-2	25
	Juwan Washington f/Christian Chapman	Pass	2-9	24
	Ryan Agnew	Rush	1-10	23
	Quest Truxton	Rush	1-10	23
	Darryl Richardson f/Ryan Agnew	Pass	1-10	21
	Donnel Pumphrey	Rush	2-2	20
	Juwan Washington	Rush	2-6	20
at Nevada - 7	Rashaad Penny	Rush	2-9	72
	Juwan Washington	Rush	2-13	45
	Donnel Pumphrey	Rush	3-12	42
	Donnel Pumphrey	Rush	1-10	40
	Donnel Pumphrey	Rush	3-2	34
	Rashaad Penny	Rush	2-6	31
	Mikah Holder f/Christian Chapman	Pass	3-9	22
at Wyoming - 8	Juwan Washington f/Christian Chapman	Pass	1-10	44
	Rashaad Penny	Rush	1-10	39
	Donnel Pumphrey f/Christian Chapman	Pass	1-10	27
	Quest Truxton f/Christian Chapman	Pass	2-7	27
	David Wells f/Christian Chapman	Pass	2-10	27
	Rashaad Penny	Rush	1-10	24
	Donnel Pumphrey	Rush	3-1	24
Colorado State - 5	Quest Truxton f/Christian Chapman	Pass	3-10	23
	Juwan Washington	Rush	3-6	81
	Mikah Holder f/Christian Chapman	Pass	1-10	37
	Mikah Holder f/Christian Chapman	Pass	3-12	25
	David Wells f/Christian Chapman	Pass	1-10	25
at Wyoming - 6	Mikah Holder f/Christian Chapman	Pass	1-10	25
	Rashaad Penny	Rush	1-10	37
	Mikah Holder f/Christian Chapman	Pass	3-2	30
	Rashaad Penny	Rush	2-5	29
	Mikah Holder f/Christian Chapman	Pass	1-10	26
	Rashaad Penny	Rush	2-21	24
Donnel Pumphrey	Rush	1-10	23	

SAN DIEGO STATE BIG PLAYS (20+ YARDS)

Name	Total	Rushing	Receiving	20-29	30-39	40-49	50-59	60-69	70-79	80-89	90-99
Donnel Pumphrey	27	24	3	13	8	4	1	0	1	0	0
Rashaad Penny	18	13	5	10	4	1	0	0	3	0	0
Mikah Holder	13	0	13	7	5	0	0	0	0	1	0
Juwan Washington	7	5	2	2	1	2	0	1	0	1	0
Quest Truxton	5	4	1	5	0	0	0	0	0	0	0
David Wells	3	0	3	3	0	0	0	0	0	0	0
Ryan Agnew	1	1	0	1	0	0	0	0	0	0	0
Curtis Anderson III	1	0	1	1	0	0	0	0	0	0	0
Eric Judge	1	0	1	1	0	0	0	0	0	0	0
Darryl Richardson	1	0	1	1	0	0	0	0	0	0	0
SDSU TOTALS	77	47	30	44	18	7	1	1	4	2	0
OPPONENTS	51	7	44	24	16	8	1	1	1	0	0

Houston - 4	Donnel Pumphrey	Rush	1-10	32
	Donnel Pumphrey	Rush	1-10	30
	Curtis Anderson III f/Christian Chapman	Pass	1-10	28
	Donnel Pumphrey f/Christian Chapman	Pass	1-10	26

OPPONENT BIG OFFENSIVE PLAYS (20+ YARDS) (51 overall)

Game	Player	Type	Down & Dis.	Yards
New Hampshire - 1	Adam Riese f/Dalton Crossan	Pass	1-10	23
California - 7	Demetrious Robertson f/Davis Webb	Pass	1-10	59
	Chad Hansen f/Davis Webb	Pass	1-10	49
	Vic Wharton III f/Davis Webb	Pass	3-9	35
	Bug Rivera f/Davis Webb	Pass	1-10	33
	Chad Hansen f/Davis Webb	Pass	1-10	31
	Vic Enward	Rush	2-5	22
	Raymond Hudson f/Davis Webb	Pass	1-10	21
at Northern Ill. - 3	Kenny Golladay f/Ryan Graham	Pass	2-5	49
	Jordan Huff f/Ryan Graham	Pass	2-10	30
	Ezra Saffold f/Ryan Graham	Pass	3-20	28
at S. Alabama - 4	Gerald Everett f/Cole Garvin	Pass	2-7	79
	Kevin Kutcher a/Cole Garvin	Pass	1-10	37
	Josh Magee f/Cole Garvin	Pass	1-10	31
UNLV - 0	N/A			
at Fresno State - 3	Jamire Jordan f/Chasion Virgil	Pass	2-10	49
	Chasion Virgil	Rush	2-5	28
	KeeSean Johnson f/Chasion Virgil	Pass	3-7	22
San José State - 3	Justin Holmes f/Kenny Potter	Pass	3-13	23
	Tre Hartley f/Kenny Potter	Pass	1-10	22
	Kenny Potter	Rush	3-3	21
	Alex Byers f/Kent Myers	Pass	3-12	43
at Utah State - 4	Wyatt Houston f/Kent Myers	Pass	3-1	25
	Jaren Colston-Green f/Kent Myers	Pass	4-10	23
	Rayshad Lewis f/Kent Myers	Pass	3-9	22
Hawai'i - 0	N/A			
at Nevada - 5	Wyatt Demps f/Ty Gangi	Pass	1-10	40
	Victor Gonzalez f/Ty Gangi	Pass	3-9	39
	Wyatt Demps f/Ty Gangi	Pass	3-4	35
	Brandon Scott f/Ty Gangi	Pass	2-9	25
	Jarred Gipson f/Ty Gangi	Pass	2-21	20
	Jake Maulhardt f/Josh Allen	Pass	2-10	45
at Wyoming - 6	Jacob Hollister f/Josh Allen	Pass	3-10	33
	Jake Maulhardt f/Josh Allen	Pass	1-10	30
	C.J. Johnson f/Josh Allen	Pass	3-6	29
	C.J. Johnson f/Josh Allen	Pass	1-10	27
	Tanner Gentry f/Josh Allen	Pass	2-4	23
	Izzy Matthews	Rush	2-2	41
	Robert Ruiz f/Nick Stevens	Pass	1-10	35
	Michael Gallup f/Nick Stevens	Pass	1-10	35
Colorado State - 8	Michael Gallup f/Nick Stevens	Pass	1-10	28
	Detrich Clark f/Nick Stevens	Pass	1-10	27
	Marvin Kinsey	Rush	2-9	27
	Michael Gallup f/Nick Stevens	Pass	1-10	24
	Dalyn Dawkins	Rush	2-2	22
	Brian Hill	Rush	2-19	66
	C.J. Johnson f/Josh Allen	Pass	1-10	43
at Wyoming - 5	Jake Maulhardt f/Josh Allen	Pass	1-10	37
	Tanner Gentry f/Josh Allen	Pass	3-9	33
	Tanner Gentry f/Josh Allen	Pass	1-10	32
	Keith Corbin f/Greg Ward Jr.	Pass	1-10	32
Houston - 2	Linell Bonner f/Greg Ward Jr.	Pass	3-4	20

Red indicates TD scored on play

MISCELLANEOUS STATS, cont.

SEASON HIGHS

POINTS SCORED

18, Rashaad Penny vs. San José State* (Oct. 21)
 18, Donnel Pumphrey at Northern Illinois (Sept. 17)
 18, Donnel Pumphrey vs. California (Sept. 10)

TOUCHDOWNS SCORED

3, Donnel Pumphrey vs. San José State* (Oct. 21)
 3, Donnel Pumphrey at Northern Illinois (Sept. 17)
 3, Donnel Pumphrey vs. California (Sept. 10)

MOST RUSHING ATTEMPTS

38, Donnel Pumphrey at Fresno State* (Oct. 14)
 32, Donnel Pumphrey at Utah State* (Oct. 28)
 31, Donnel Pumphrey vs. UNLV* (Oct. 8)

MOST RUSHING YARDS

281, Donnel Pumphrey vs. California (Sept. 10)
 223, Donnel Pumphrey at Utah State* (Oct. 28)
 220, Donnel Pumphrey at Fresno State* (Oct. 14)
 220, Donnel Pumphrey at Northern Illinois (Sept. 17)

MOST RUSHING TOUCHDOWNS

3, Rashaad Penny vs. San José State* (Oct. 21)
 3, Donnel Pumphrey at Northern Illinois (Sept. 17)
 3, Donnel Pumphrey vs. California (Sept. 10)

LONGEST RUSH

81, Juwan Washington vs. Colorado State* (Nov. 26)
 79, Donnel Pumphrey at Northern Illinois (Sept. 17)
 73, Rashaad Penny vs. Hawai'i* (Nov. 5)

MOST PASSING ATTEMPTS

26, Christian Chapman at Wyoming* (Nov. 19)
 25, Christian Chapman vs. New Hampshire (Sept. 3)
 23, Christian Chapman vs. California (Sept. 10)

MOST PASSING COMPLETIONS

16, Christian Chapman vs. New Hampshire (Sept. 3)
 15, Christian Chapman at Wyoming* (Nov. 19)
 15, Christian Chapman vs. UNLV* (Oct. 8)

THIRD DOWN EFFICIENCY ANALYSIS

Name	Total	Pct.	1	2	3	4	5	6-10	11+	Longest Converted
SAN DIEGO STATE	69-171	40.35	10-14	14-19	6-14	8-14	3-11	24-69	4-30	3rd and 12 at Nevada vs. Colorado State
OPPONENTS	80-212	37.74	14-18	12-20	6-15	8-14	9-23	24-88	7-34	3rd and 20 at Northern Illinois

GOAL TO GO

Name	No.	Score	TD	FG	MFG	Downs	TOs	Half	Game	Points^	PPP
SAN DIEGO STATE	23	21	17	4	0	2	0	0	0	114	4.96
OPPONENTS	10	8	8	0	0	1	1	0	0	48	4.80

^ - Does not include PAT; PPP - Points per possession

PUNT ANALYSIS

Name	Punts	Yards	Avg.	TB	Returns	Yards	Avg.	Net Average	Pct. Not Returned	In 20	In 10	In 5	Opp. Territory No.	Yds.	Adj. 50 & Out No.	Adj. 50 & Out Avg.
Tanner Blain	63	2,602	41.30	5	19	175	9.21	36.94	69.84	26	8	3	18	643	45	43.53
TOTALS	63	2,602	41.30	5	19	175	9.21	36.94	69.84	26	8	3	18	643	45	43.53
OPPONENTS	83	3,460	41.69	3	30	271	9.03	37.78	63.86	23	8	0	9	310	74	42.57

Returns - times the opponent returned a punt, Yards - yards for the returned punts, Avg. - yards per returned punt, Pct. Not Returned - percent of the punts that were not returned, In 20 - inside 20, In 10 - inside 10, In 5 - inside 5, Opp. Territory - number and yards of punts inside opponents' territory, Adj. 50 & Out - punt average excluding punts inside opponents' territory.

KICKOFF ANALYSIS

Name	Total	NR	FC	Muf	NA	TB	In 20	In 25	OB	OnS	Squib	Total YL	Return YL	AFP	AFP w/R
John Baron	94	58	0	0	2	33	16	30	1	0	2	2,341	1,402	24.90	24.17
TOTALS	94	58	0	0	2	33	16	30	1	0	2	2,341	1,402	24.90	24.17
OPPONENTS	58	35	5	0	0	17	9	8	1	1	0	1,859	1,242	32.05	35.49

Does not include penalties; NR - no. of returns, FC - fair catch, MUF - muffed, NA - no attempt of a return, TB - touchback, In 20 - inside 20, In 25 - inside 25, OB - out of bounds, OnS - onsides (does not count for AFP or AFP w/R); Squib - squibs, Total YL - opponent total yardline, Return YL - opponent total yardline on returns, AFP - average field position on kickoffs, AFP/R - average field position on returned kickoffs.

MOST PASSING YARDS

283, Christian Chapman vs. New Hampshire (Sept. 3)
 215, Christian Chapman vs. UNLV* (Oct. 8)
 211, Christian Chapman at Wyoming* (Oct. 21)

MOST PASSING TOUCHDOWNS

3, Christian Chapman vs. Hawai'i (Nov. 5)
 3, Christian Chapman at Northern Illinois (Sept. 17)
 2, Christian Chapman, four times, last: vs. Colorado State* (Nov. 26)

LONGEST PASS

86, Christian Chapman vs. New Hampshire (Sept. 3)
 44, Christian Chapman at Wyoming* (Nov. 19)
 41, Christian Chapman vs. UNLV* (Oct. 8)

MOST RECEPTIONS

7, Donnel Pumphrey vs. UNLV* (Oct. 8)
 5, Donnel Pumphrey at Wyoming* (Nov. 19)
 5, David Wells vs. San José State* (Oct. 21)
 5, Eric Judge vs. New Hampshire (Sept. 3)

MOST RECEIVING YARDS

160, Mikah Holder vs. New Hampshire (Sept. 3)
 87, Mikah Holder vs. Colorado State* (Nov. 26)
 68, Mikah Holder vs. UNLV* (Oct. 8)

MOST RECEIVING TOUCHDOWNS

2, Mikah Holder vs. New Hampshire (Sept. 3)
 1, 18 times, Last: Curtis Anderson III vs. Houston (Dec. 17)

LONGEST RECEPTION

86, Mikah Holder vs. New Hampshire (Sept. 3)
 44, Juwan Washington at Wyoming* (Nov. 19)
 41, Rashaad Penny vs. UNLV* (Oct. 8)

MOST FIELD GOALS

4, John Baron at Utah State* (Oct. 28)
 2, John Baron, six times, last: vs. Houston (Dec. 17)

LONGEST FIELD GOAL

50, John Baron vs. UNLV* (Oct. 8)
 48, John Baron vs. UNLV* (Oct. 8)
 47, John Baron at Fresno State* (Oct. 14)

MOST PUNTS

8, Tanner Blain vs. New Hampshire (Sept. 3)
 7, Tanner Blain vs. Houston (Dec. 17)
 6, Tanner Blain at Wyoming (Dec. 3)

HIGHEST PUNTING AVERAGE

51.0, Tanner Blain vs. Hawai'i* (Nov. 5)
 48.2, Tanner Blain at Wyoming* (Nov. 19)
 46.4, Tanner Blain at South Alabama (Oct. 1)

LONGEST PUNT

75, Tanner Blain at Wyoming (Dec. 3)
 60, Tanner Blain at Wyoming* (Nov. 19)
 57, Tanner Blain at Fresno State* (Oct. 14)

LONGEST PUNT RETURN

41, Quest Truxton vs. Hawai'i* (Nov. 5)
 33, Quest Truxton vs. Hawai'i* (Nov. 5)
 32, Quest Truxton at South Alabama (Oct. 1)

MOST PUNT RETURN YARDS

73, Quest Truxton vs. Hawai'i* (Nov. 5)
 46, Quest Truxton vs. California (Sept. 10)
 44, Quest Truxton vs. UNLV* (Oct. 8)

LONGEST KICKOFF RETURN

100, Rashaad Penny vs. California (Sept. 10)
 93, Rashaad Penny at Wyoming* (Nov. 19)
 92, Juwan Washington at Wyoming* (Nov. 19)

MOST KICKOFF RETURN YARDS

113, Rashaad Penny at Wyoming (Dec. 3)
 113, Rashaad Penny vs. Colorado State* (Nov. 26)
 100, Rashaad Penny vs. California (Sept. 10)
 100, Juwan Washington at Wyoming* (Nov. 19)

MOST ALL-PURPOSE YARDS

310, Donnel Pumphrey vs. California (Sept. 10)
 243, Rashaad Penny at Wyoming (Dec. 3)
 229, Donnel Pumphrey at Utah State* (Oct. 28)

MOST TACKLES

14, Calvin Munson vs. California (Sept. 10)
 12, Ronley Lakalaka at Wyoming* (Nov. 19)
 11, Calvin Munson at Wyoming* (Nov. 19)
 11, Parker Baldwin at Wyoming* (Nov. 19)
 11, Calvin Munson vs. New Hampshire (Sept. 3)

MOST SACKS

2.0, Kyle Kelley at Wyoming (Dec. 3)
 2.0, Austin Wyatt-Thayer vs. San José State* (Oct. 21)
 2.0, Alex Barrett vs. New Hampshire (Sept. 3)

MOST TACKLES FOR LOSS

2.0, seven times, last: Alex Barrett and Noble Hall vs. Houston (Dec. 17)

MOST INTERCEPTIONS

2, Kameron Kelly vs. Houston (Dec. 17)
 2, Damontae Kazee at Wyoming (Dec. 3)
 2, Damontae Kazee vs. Hawai'i (Nov. 5)

LONGEST INTERCEPTION RETURN

54, Ron Smith vs. Houston (Dec. 17)
 54, Damontae Kazee vs. Hawai'i* (Nov. 5)
 30, Damontae Kazee vs. Hawai'i* (Nov. 5)

Red indicates TD scored on play

LAST TIME IT HAPPENED

TEAM

Scored, 60 or More Points
Scored, 50 or More Points
Scored, 40 or More Points

Total Offense, 600 Yards or More
Total Offense, 500 Yards or More
Total Offense, 400 Yards or More

Total Offense, 85 or More Plays
Total Offense, 75 or More Plays

30 or More First Downs
25 or More First Downs

Two-Point Conversion

Rushing, 400 Yards or More
Rushing, 300 Yards or More
Rushing, 70 or More Attempts
Rushing, 60 or More Attempts
Rushing, 50 or More Attempts
Rushing, 7 or More Touchdowns
Rushing, 6 or More Touchdowns
Rushing, 5 or More Touchdowns
Rushing, 4 or More Touchdowns

Passing, 500 Yards or More
Passing, 400 Yards or More
Passing, 300 Yards or More
Passing, 50 or More Attempts
Passing, 40 or More Attempts
Passing, 30 or More Attempts
Passing, 30 or More Completions
Passing, 25 or More Completions
Passing, 20 or More Completions
Passing, 6 or More Touchdowns
Passing, 5 or More Touchdowns

Shut Out
Shut Out Through 3 Quarters
Shut Out Through Halftime
Shut Out Through 1 Quarter

Recorded a Safety
Allowed No Offensive Touchdowns

Allowed 200 Yards or Less Total Offense
Allowed 100 Yards or Less Total Offense

Allowed 50 Yards or Less Rushing
Allowed 100 Yards or Less Rushing
Allowed 100 Yards or Less Passing

Allowed 10 First Downs or Fewer

San Diego State

Nov. 3, 1990 vs. Utah (66)
Nov. 5, 2016 vs. Hawai'i* (55)
Nov. 12, 2016 at Nevada* (46)

Nov. 12, 2016 at Nevada* (620)
Nov. 12, 2016 at Nevada* (620)
Nov. 12, 2016 at Nevada* (620)

Oct. 26, 2013 vs. No. 15 Fresno State* (87)
Sept. 12, 2015 at California (75)

Nov. 27, 2010 vs. UNLV* (30)
Nov. 12, 2016 at Nevada* (25)

Oct. 1, 2016 at South Alabama

Nov. 12, 2016 at Nevada* (474)
Nov. 12, 2016 at Nevada* (474)
Nov. 17, 1979 vs. Texas-El Paso (71)
Oct. 14, 2016 at Fresno State* (61)
Dec. 3, 2016 at Wyoming (53)
Sept. 14, 1991 vs. Pacific (7)
Oct. 5, 1991 at Hawai'i (6)
Oct. 21, 2016 vs. San José State* (5)
Nov. 12, 2016 at Nevada* (4)

Nov. 20, 2010 vs. No. 25 Utah* (528)
Dec. 17, 2011 vs. La.-Lafayette (413)
Nov. 21, 2014 vs. Air Force* (326)
Aug. 31, 2013 vs. Eastern Illinois (64)
Nov. 30, 2013 at UNLV* (46)
Nov. 21, 2014 vs. Air Force* (31)
Nov. 19, 2011 vs. No. 10 Boise State* (30)
Aug. 31, 2013 vs. Eastern Illinois (27)
Nov. 1, 2014 at Nevada* (21)
Oct. 24, 2009 at Colorado State* (6)
Oct. 24, 2009 at Colorado State* (6)

Nov. 5, 2016 vs. Hawai'i* (W, 55-0)
Nov. 5, 2016 vs. Hawai'i* (W, 55-0)
Nov. 5, 2016 vs. Hawai'i* (W, 55-0)
Nov. 5, 2016 vs. Hawai'i* (W, 55-0)

Oct. 4, 2013 vs. Nevada* (W, 51-44 (ot))
Nov. 5, 2016 vs. Hawai'i* (W, 55-0)

Oct. 8, 2016 vs. UNLV* (122)
Oct. 3, 2015 vs. Fresno State* (89)

Dec. 17, 2016 vs. Houston (25)
Dec. 17, 2016 vs. Houston (25)
Oct. 8, 2016 vs. UNLV* (9)

Oct. 14, 2016 at Fresno State* (10)

Opponent

Nov. 26, 2016 vs. Colorado State* (63)
Nov. 26, 2016 vs. Colorado State* (63)
Nov. 26, 2016 vs. Colorado State* (63)

Sept. 10, 2016 vs. California (604)
Nov. 26, 2016 vs. Colorado State* (507)
Nov. 26, 2016 vs. Colorado State* (507)

Sept. 10, 2016 vs. California (94)
Dec. 17, 2016 at Wyoming* (75)

Sept. 10, 2016 vs. California (30)
Nov. 19, 2016 at Wyoming* (29)

Nov. 12, 2011 at Colorado State*

Sept. 10, 2011 vs. Army (403)
Dec. 5, 2015 vs. Air Force* (305)
Sept. 10, 2011 vs. Army (77)
Nov. 10, 2012 vs. Air Force* (68)
Nov. 19, 2016 at Wyoming* (53)

Sept. 10, 2016 vs. California (522)
Sept. 10, 2016 vs. California (522)
Sept. 10, 2016 vs. California (522)
Sept. 10, 2016 vs. California (72)
Nov. 5, 2016 vs. Hawai'i* (45)
Dec. 17, 2016 vs. Houston (34)
Sept. 10, 2016 vs. California (41)
Dec. 17, 2016 vs. Houston (25)
Dec. 17, 2016 vs. Houston (25)

Nov. 26, 2016 vs. Colorado State* (5)

Nov. 18, 2006 at TCU* (L, 0-52)
Nov. 21, 2009 at No. 23 Utah* (L, 7-38)
Sept. 7, 2013 at No. 3 Ohio State (L, 7-42)
Dec. 17, 2016 vs. Houston (W, 34-10)

Aug. 30, 2008 vs. Cal Poly (L, 27-29)
Dec. 20, 2012 vs. Brigham Young (L, 6-23)

Oct. 11, 2008 vs. Air Force* (165)
Oct. 4, 2008 at TCU* (85)

Nov. 13, 2010 at No. 3 TCU* (38)
Nov. 30, 2013 at UNLV* (88)
Nov. 5, 2016 vs. Hawai'i* (97)

Nov. 13, 2010 at No. 3/3 TCU* (7)

LAST TIME IT HAPPENED, cont.

<u>TEAM</u>	<u>San Diego State</u>	<u>Opponent</u>
Did Not Commit a Turnover	Dec. 17, 2016 vs. Houston (0)	Nov. 26, 2016 vs. Colorado State* (0)
Recorded 6 or More Turnovers	Sept. 5, 2015 vs. San Diego (6)	
Recorded 5 or More Turnovers	Sept. 5, 2015 vs. San Diego (6)	
Intercepted 5 or More Passes	Sept. 5, 2015 vs. San Diego (5)	
Intercepted 4 or More Passes	Dec. 17, 2016 vs. Houston (4)	
Intercepted 3 or More Passes	Dec. 17, 2016 vs. Houston (4)	Sept. 6, 2014 at No. 21 North Carolina (3)
Recovered 4 Fumbles	Dec. 23, 2014 vs. Navy (4)	Nov. 16, 2013 at Hawai'i* (4)
Recovered 3 Fumbles	Oct. 23, 2015 vs. Utah State* (3)	Sept. 26, 2015 at Penn State (3)
Scored a Defensive Touchdown	Dec. 17, 2016 vs. Houston (interception return)	Oct. 8, 2016 vs. UNLV* (fumble return)
Recorded 10 or More Tackles For Loss	Dec. 17, 2016 vs. Houston (11)	
Recorded 5 or More Sacks	Dec. 17, 2016 vs. Houston* (7)	Sept. 29, 2012 at Fresno State* (5)
No Penalties	Oct. 13, 2012 vs. Colorado State*	Oct. 8, 2016 vs. UNLV*
Time of Possession, 35 plus minutes	Oct. 28, 2016 vs. Utah State* (36:45)	Nov. 19, 2016 at Wyoming* (36:43)

INDIVIDUAL

RUSHING

Rushing, 300 Yards or More	300, by Marshall Faulk vs. Hawai'i,* W - 52-28, Nov. 14, 1992
Rushing, 250 Yards or More	281, by Donnel Pumphrey vs. California, W - 45-40, Sept. 10, 2016
Rushing, 200 Yards or More	208, by Rashaad Penny at Nevada*, W - 46-16, Nov. 12, 2016
Rushing, 150 Yards or More	208, by Rashaad Penny and 198, by Donnel Pumphrey at Nevada*, W - 46-16, Nov. 12, 2016
Rushing, 100 Yards or More	117, by Rashaad Penny and 110, by Donnel Pumphrey at Wyoming, W - 27-24, Dec. 3, 2016
Had two 100-yard rushers	117, by Rashaad Penny and 110, by Donnel Pumphrey at Wyoming, W - 27-24, Dec. 3, 2016
Rushing, 40 Times or More	40, by Lynell Hamilton vs. Wyoming*, W - 25-20, Oct. 25, 2003
Rushing, 35 Times or More	38, by Donnel Pumphrey at Fresno State*, W - 17-3, Oct. 14, 2016
Rushing, 30 Times or More	32, by Donnel Pumphrey at Utah State*, W - 40-13, Oct. 28, 2016
Rushing, 25 Times Or More	25, by Donnel Pumphrey at Wyoming, W - 27-24, Dec. 3, 2016
Rushing, 4 Touchdowns or More	4, by Donnel Pumphrey vs. UNLV*, W - 34-17, Sept. 27, 2014
Rushing, 3 Touchdowns or More	3, by Rashaad Penny vs. San José State*, W - 42-3, Oct. 21, 2016
Rushing, 2 Touchdowns or More	2, by Rashaad Penny at Wyoming, W - 27-24, Dec. 3, 2016
Had a run of 80 yards or more	81, by Juwan Washington vs. Colorado State*, L - 31-63, Nov. 26, 2016
Had a run of 70 yards or more	81, by Juwan Washington vs. Colorado State*, L - 31-63, Nov. 26, 2016
Had a run of 60 yards or more	81, by Juwan Washington vs. Colorado State*, L - 31-63, Nov. 26, 2016
Had a run of 50 yards or more	81, by Juwan Washington vs. Colorado State*, L - 31-63, Nov. 26, 2016

Passing, 500 Yards or More	528, by Ryan Lindley vs. No. 25 Utah*, L - 34-38, Nov. 20, 2010
Passing, 400 Yards or More	413, by Ryan Lindley vs. Louisiana-Lafayette, L - 30-32, Dec. 17, 2011
Passing, 300 Yards or More	326, by Quinn Kaehler vs. Air Force*, W - 30-14, Nov. 21, 2014
Attempted 50 or more passes	63, by Adam Dingwell vs. Eastern Illinois, L - 19-40, Aug. 31, 2013
Attempted 40 or more passes	46, by Quinn Kaehler at UNLV*, L - 19-45, Nov. 30, 2013
Attempted 30 or more passes	30, by Quinn Kaehler vs. Air Force*, W - 30-14, Nov. 21, 2014
Completed 40 or more passes	40, by Todd Santos vs. Stanford, L - 40-44, Oct. 17, 1987
Completed 35 or more passes	36, by Ryan Lindley vs. No. 25 Utah*, L - 34-38, Nov. 20, 2010
Completed 30 or more passes	30, by Ryan Lindley vs. No. 10 Boise State*, L - 35-52, Nov. 19, 2011
Threw six touchdown passes	6, by Ryan Lindley at Colorado State*, W - 42-28, Oct. 24, 2009
Threw five touchdown passes	6, by Ryan Lindley at Colorado State*, W - 42-28, Oct. 24, 2009
Threw four touchdown passes	4, by Ryan Lindley vs. Cal Poly, W - 49-21, Sept. 3, 2011
Threw three touchdown passes	3, by Christian Chapman vs. Hawai'i*, W - 55-0, Nov. 5, 2016
Completed a pass of 80 yards or more	86, by Christian Chapman to Mikah Holder vs. New Hampshire, W - 31-0, Sept. 3, 2016
Completed a pass of 70 yards or more	86, by Christian Chapman to Mikah Holder vs. New Hampshire, W - 31-0, Sept. 3, 2016
Completed a pass of 60 yards or more	86, by Christian Chapman to Mikah Holder vs. New Hampshire, W - 31-0, Sept. 3, 2016
Completed a pass of 50 yards or more	86, by Christian Chapman to Mikah Holder vs. New Hampshire, W - 31-0, Sept. 3, 2016

LAST TIME IT HAPPENED, cont.

INDIVIDUAL

RECEIVING

Caught 15 or more passes	15, by DeMarco Sampson at Colorado State*, W - 42-28, Oct. 24, 2009
Caught 10 or more passes	10, by Ezell Ruffin vs. No. 15 Fresno State*, L - 28-35 (ot), Oct. 26, 2013
Had 200 or more yards receiving	257, by DeMarco Sampson at Colorado State*, W - 42-28, Oct. 24, 2009
Had 150 or more yards receiving	160, by Mikah Holder vs. New Hampshire, W - 31-0, Sept. 3, 2016
Had 100 or more yards receiving	160, by Mikah Holder vs. New Hampshire, W - 31-0, Sept. 3, 2016
Had two 100-yard receivers	125, by Gavin Escobar and 102, by Colin Lockett vs. Fresno State, W - 35-28, Dec. 3, 2011
Caught three or more TDs	3, by Colin Lockett vs. Louisiana-Lafayette, L - 30-32, Dec. 17, 2011
Caught two or more TDs	2, by Mikah Holder vs. New Hampshire, W - 31-0, Sept. 3, 2016

TOTAL OFFENSE

Had 500 or more yards total offense	518, by Ryan Lindley vs. No. 25 Utah, L - 34-38, Nov. 20, 2010
Had 400 or more yards total offense	419, by Ryan Lindley vs. Louisiana-Lafayette, L - 30-32, Dec. 17, 2011
Had 100 yards both passing and rushing	229 (passing), 101 (rushing), by Kevin O'Connell at Brigham Young*, L - 16-49, Nov. 6, 2004

SCORING

Accounted for five or more TDs	5, by Ryan Katz vs. Hawai'i*, W - 52-14, Oct. 6, 2012
Accounted for four or more TDs	4, by Donnel Pumphrey vs. UNLV*, W - 34-17, Sept. 27, 2014
Accounted for three or more TDs	3, by Christian Chapman vs. Hawai'i*, W - 55-0, Nov. 5, 2016

RETURNS

Returned a fumble for a touchdown	52, by Everett Beed vs. Air Force*, W - 28-9, Nov. 10, 2012
Returned an interception for a touchdown	54, by Ron Smith vs. Houston, W - 34-10, Dec. 17, 2016
Returned a kickoff for a touchdown	93, by Rashaad Penny, and 92, by Juwan Washington at Wyoming*, L - 33-34, Nov. 19, 2016
Returned a punt for a touchdown	66, by Damontae Kazee vs. UNLV, W - 38-7, Nov. 21, 2015
Returned a two-point conversion	by David Lamar at New Mexico State, W - 26-16, Sept. 28, 2013
Returned a blocked punt for a touchdown	by Freddy Keiaho vs. New Mexico*, L - 24-47, Oct. 22, 2005
Returned a blocked field goal for a touchdown	Has not happened since start of 2003 season

DEFENSE

Intercepted three or more passes	3, by Damontae Kazee vs. San Diego, W - 37-3, Sept. 5, 2015
Intercepted two or more passes	2, by Kameron Kelly vs. Houston, W - 34-10, Dec. 17, 2016
Recovered three or more fumbles	Never
Recovered two or more fumbles	2, by Kirk Morrison at New Mexico*, L - 8-15, Nov. 9, 2002
Recorded 15 or more tackles	15, by Nat Berhe at Nevada*, W - 39-38 (ot), Oct. 20, 2012
Recorded 10 or more tackles	10, by Kyle Kelley and Ron Smith vs. Houston*, W - 34-10, Dec. 17, 2016
Recorded three or more quarterback sacks	3.5, by Kyle Kelley vs. Cincinnati, W - 42-7, Dec. 24, 2015
Recorded two quarterback sacks	2.0, by Austin Wyatt-Thayer vs. San José State*, W - 42-3, Oct. 21, 2016
Recorded four tackles for loss	4.0, by Calvin Munson at San José State* - W, 30-7, Oct. 17, 2015
Recorded three tackles for loss	3.5, by Kyle Kelley vs. Cincinnati, W - 42-7, Dec. 24, 2015

SPECIAL TEAMS

Scored 15 or more points kicking	16, by John Baron at Utah State*, - W, 40-13, Oct. 26, 2016
Scored 10 or more points kicking	10, by John Baron vs. Houston, - W, 34-10, Dec. 17, 2016
Kicked five or more field goals	Never
Kicked four or more field goals	4, by John Baron at Utah State*, - W, 40-13, Oct. 26, 2016
Kicked three or more field goals	4, by John Baron at Utah State*, - W, 40-13, Oct. 26, 2016
Kicked two field goals of 50 or more yards	51 and 50, by Chris O'Brien vs. New Mexico, W - 37-31, Nov. 17, 1984
Kicked a 50-yard field goal	50, by John Baron vs. UNLV*, W - 26-7, Oct. 8, 2016
Kicked a punt 70 or more yards	89, by Brian Stahovich at Wyoming*, W - 48-38, Oct. 30, 2010
Kicked a punt 60 or more yards	60, by Tanner Blain at Wyoming*, L - 33-34, Nov. 19, 2016
Punted nine or more times	9, by Tanner Blain at Hawai'i*, W - 28-14, Oct. 10, 2015
Totaled 100 or more kick return yards	113, by Rashaad Penny vs. Colorado State*, L - 31-63, Nov. 26, 2016
Totaled 100 or more punt return yards	106, by Lloyd Mills vs. South Alabama, L - 27-34 (ot), Sept. 19, 2015
Blocked a punt	by Kameron Kelly vs. UNLV*, W - 34-17, Sept. 27, 2014
Blocked a field goal	by Kyle Kelley at Penn State, L - 21-37, Sept. 26, 2015
Blocked a PAT	by Sam Meredith at New Mexico State, W - 26-16, Sept. 28, 2013