



SAN DIEGO STATE WOMEN'S BASKETBALL

2017-18 GAME NOTES

Jim Solien, Assistant Media Relations Director (Interim Contact) • E-Mail: jsolien@mail.sdsu.edu • Office: 619-594-5547

2017-18 SCHEDULE

Date	Opponent	Time
Nov. 3	Cal State LA (exh.)	W, 71-50
Nov. 10	Presbyterian	W, 77-50
Nov. 14	CSUN	W, 58-55
Nov. 18	Cal State Fullerton	W, 59-58

Junkanoo Jam (Bimini, Bahamas)

Nov. 24	vs. Central Michigan	L-ot, 76-85
Nov. 25	vs. Tulane	L, 46-80

Nov. 29	San Diego	W, 77-76
Dec. 3	at Arizona	2 p.m.
Dec. 8	UC Irvine	Noon
Dec. 10	Hope International	1 p.m.
Dec. 14	Santa Clara	6:30 p.m.
Dec. 22	at UC Santa Barbara	7 p.m.
Dec. 28	Wyoming*	6:30 p.m.
Dec. 30	at Utah State*	2 p.m.
Jan. 3	Colorado State*	6:30 p.m.
Jan. 10	at San José State*	7 p.m.
Jan. 13	Boise State*	1 p.m.
Jan. 17	at Fresno State*	7 p.m.
Jan. 20	New Mexico*	1 p.m.
Jan. 24	at Colorado State*	7 p.m.
Jan. 27	UNLV*	1 p.m.
Feb. 3	at Air Force*	1 p.m.
Feb. 7	Fresno State*	Noon
Feb. 10	Nevada*	1 p.m.
Feb. 14	at Wyoming*	6:30 p.m.
Feb. 17	at UNLV*	3 p.m.
Feb. 21	Air Force*	6:30 p.m.
Feb. 24	San José State*	1 p.m.
Feb. 27	at Boise State*	7 p.m.
March 2	at Nevada*	2 p.m.

Mountain West Championship (Las Vegas, Nev.)

March 5-9	MW Championship	TBA
-----------	-----------------	-----

All times local to site | Home games in **Bold** at Viejas Arena
* = Mountain West game

GAME 7 | AT ARIZONA (MCKALE CENTER) | TUCSON, ARIZONA

LIVE MEDIA: Audio webcast on GoAztecs.com (Chris Ello play-by-play) | Live video stream courtesy of Pac-12.com



SAN DIEGO STATE
2017-18 Record: 4-2 (0-0 MW)
Head Coach: Stacie Terry
Fifth Year at SDSU/Fifth overall



ARIZONA
2017-18 Record: 2-4 (0-0 Pac-12)
Head Coach: Adia Barnes
Second Year at Arizona/Second overall

TOP PERFORMERS

Scoring	McKynzie Fort - 16.0
Rebounding	Khalia Lark - 5.3
Assists	Geena Gomez - 4.5

TOP PERFORMERS

Scoring	JaLea Bennett - 14.7
Rebounding	Sam Thomas - 8.5
Assists	Lucia Alonso - 3.7

- San Diego State will play its first true road game of the season on Sunday when it travels to the desert to face Arizona, starting at 2 p.m. MT/1 p.m. PT.
- In addition to live stats and streaming video, SDSU alumnus Chris Ello will call the action courtside from McKale Center for an audio webcast on GoAztecs.com.
- SDSU owns a 13-4 advantage in the all-time series vs. the Wildcats dating back to 1980.
- The two sides will be meeting for the first time since 2009 when the Aztecs emerged triumphant in a low-scoring affair, 57-38, at Viejas Arena. In that contest, current SDSU director of player personnel Paris Johnson led the winning effort with 18 points and 10 rebounds as a junior center on that squad.
- The Scarlet and Black is 6-2 against Arizona in Tucson, but has not played there since 1998, when it came out on the short end of a 76-69 decision.
- The Aztecs captured the first 12 encounters against the Wildcats between 1980 and 1985 when the two sides were conference rivals in the West Coast Athletic Association. However, Arizona won all four matchups between 1993 and 1998.
- Sunday's clash marks SDSU's first against a Pac-12 conference opponent since 2015, when it was dealt an 80-51 defeat at Washington.
- After falling to Central Michigan and Tulane at the Junkanoo Jam in the Bahamas over Thanksgiving weekend, the Aztecs rebounded in a big way last Wednesday with a thrilling 77-76 over San Diego in the annual crosstown battle at Steve Fisher Court.
- Senior McKynzie Fort led all players with 24 points against the Toreros, including the game-winning layup with eight seconds left on the clock. She also topped the squad with six rebounds and a career-high eight assists.
- With her effort, Fort moved into 10th place on the school's all-time scoring list with 1,329 career points. The SDSU guard needs just 13 points to surpass Aztec Hall of Famer Michelle Suman for ninth place in program history.
- For the season, Fort is averaging 16.0 points per game, nearly 2.5 points more than her career pace. In addition, seniors Khalia Lark (5.3) and Geena Gomez (4.5) lead the team in rebounds and assists, respectively.

SAN DIEGO STATE AZTECS (4-2, 0-0 MW)

No.	Name	Pos.	Ht.	Yr.	Exp.	PPG	RPG	APG	Individual Player Notes
0	Kennedi Villa	G	6-0	Fr.	HS	0.5	1.0	0.5	Has appeared in two games this season, playing a combined seven minutes vs. Presbyterian and Tulane.
1	Khalia Lark	G/F	6-0	Jr.	1L	3.3	5.3	0.8	Came up with game-clinching steal vs. USD ... Posted a season-high 13 points vs. CSUN.
3	Jenay Bojorquez	G	5-6	Fr.	HS	2.6	1.4	0.6	Averaging the second-most minutes among freshmen (11.7) ... Season-high six points vs. Tulane.
5	Te'a Adams	G	5-9	Fr.	HS	3.5	1.3	1.3	Scored five points each in each of the last three games vs. Central Michigan, Tulane and USD.
10	Najé Murray	G	5-6	Fr.	HS	8.7	1.5	0.3	Ranks second on the team with 12 three-pointers ... Scored 14 pts in Aztec debut vs. Presbyterian.
11	Arantxa Gómez Ferrer	F	6-0	Jr.	2L	2.3	2.8	0.0	Chipped in a career-high eight points vs. USD ... Averaging 13.2 minutes through six games.
13	Allison Brown	G	5-7	Sr.	SQ	0.0	0.0	0.0	Logged career highs in 2016-17 in minutes played (39), points (12), rebounds (8) and assists (5).
15	McKynzie Fort	G	5-9	Sr.	3L	16.0	5.2	3.8	Season-high 24 pts vs. USD, shooting 62.5 pct on FGs ... Hit GW layup with eight seconds remaining
20	Geena Gomez	G	5-8	Sr.	2L	7.2	3.5	4.5	Scored GW basket with five seconds left vs. Cal St. Fullerton ... Dished out career-high 10 assists vs. CSUN.
21	Abby Lowe	G	5-11	So.	1L	5.0	3.0	0.0	Saw first game action this season, scoring five points in 12 minutes off the bench vs. Tulane
22	Lexy Thorderson	G	6-0	Sr.	3L	12.0	3.0	0.5	Ranks 7th nationally with 3.83 treys per game and 25th with a 50.0 percent clip from beyond the arc.
23	Loli Gomez	G	5-10	Jr.	TR	0.0	0.0	0.0	Made Aztec debut vs. CMU ... Averaged 3.8 minutes in eight games at CSU San Bernardino in 2014-15.
24	Kiara Edwards	F	6-1	Fr.	HS	1.0	2.5	0.0	Tallied first collegiate field goal and grabbed season-high three rebounds vs. Tulane.
30	Cheyenne Greenhouse	G	5-11	Sr.	3L	3.3	2.7	1.2	Averaged 20 minutes of playing time off the bench in the Bahamas vs. CMU and Tulane
34	Baylee Vanderdoes	F	6-1	So.	1L	4.0	4.5	0.2	Came up huge with a career-high 3 blocks vs. USD ... Also logged a personal-best 13 rebs vs. CMU
40	Monique Terry	F	6-2	So.	1L	0.7	1.0	0.0	Has appeared in all six games this season ... Logged a season-high 11 minutes off the bench vs. CMU.
45	Naomi Ekwedike	F	6-6	So.	SQ	1.6	3.0	0.4	Averaging 7.3 minutes per game ... Posted a career-high five rebounds vs. CSUN and CS Fullerton.

Head Coach: Stacie Terry (UT Arlington, 1998) | 52-76 (Fifth Season at SDSU/Fifth Overall)

Assistant Coaches: Jesse Clark (Pacific Union, 2003); Ciara Carl (Point Loma Nazarene, 2005); Nick Grant (Baylor, 2010)

Director of Basketball Operations: Jon Silver (UCLA, 2009) | Director of Player Personnel: Paris Johnson (San Diego State, 2011)

SAN DIEGO STATE QUICK FACTS

GENERAL INFORMATION

Location: San Diego, Calif., 92182
 Founded: 1897
 Enrollment: 33,726
 Nickname: Aztecs
 School Colors: Scarlet and Black
 Affiliation: NCAA Division I
 Conference: Mountain West
 Home Arena (Capacity):
 Steve Fisher Court at Viejas Arena (12,414)
 President: Sally Roush
 Director of Athletics: John David Wicker
 Faculty Athletic Representative: Patrick Papin
 Athletics Dept. Phone: 619-594-3019

AZTEC BASKETBALL FACTS

First Year of Basketball: 1976-77
 All-Time Record: 640-573 (.528) / 41 seasons
 Postseason Appearances/NCAA Appearances: 12/9
 Last Postseason Appearance: 2013--
 Lost to BYU (69-58) in WNIT Second Round

SDSU TEAM INFORMATION

2016-17 Record: 11-19 (.367)
 2016-17 MW Record/Finish: 6-12/9th
 2017 MW Tournament Record: 0-1
 2017 Final NCAA RPI: 270
 Letterwinners Returning/Lost: 9/2
 Starters Returning/Lost: 4/2
 Newcomers: 6

AZTEC BASKETBALL STAFF

Head Coach: Stacie Terry
 Alma Mater: UT Arlington, 1998
 Career Record/Years: 48-74/Fifth Year
 Record at SDSU: Same
 Best Time to Call: Contact SID
 Basketball Office Phone: 619-594-4095
 Basketball Office Fax: 619-594-8057
Assistant Coaches:
 Jesse Clark, Fifth season at SDSU
 Alma Mater: Pacific Union, 2003
 Ciara Carl, Fifth season at SDSU
 Alma Mater: Point Loma Nazarene, 2005
 Nick Grant, Fourth season at SDSU
 Alma Mater: Baylor, 2010
 Director of Basketball Operations: Jon Silver
 Second season at SDSU
 Alma Mater: UCLA, 2009
 Director of Player Personnel: Paris Johnson
 Second season at SDSU
 Alma Mater: San Diego State, 2009
 Athletic Trainer: Queenie Soriano
 Academic Advisor: Dr. Bre White
 Strength and Conditioning: Eddie Padilla

SDSU MEDIA RELATIONS

Interim Women's Basketball SID: Jim Solien
 E-mail: jsolien@mail.sdsu.edu
 Office Phone: 619-594-5547
 Cell Phone: 619-341-9082

Scouting the Wildcats

• After opening the season with a pair of victories, Arizona (2-4) has lost four straight, including an 80-72 setback to Long Beach State at home in its last outing on Nov. 28.

• The Wildcats and Aztecs have played one common opponent during their respective non-conference schedules. SDSU came away with a 58-55 victory over CSUN on Nov. 14, while Arizona dropped a 69-66 decision to the Matadors in Northridge on Nov. 25.

• Through six games, the Wildcats boast three players with double-digit scoring averages, including senior JaLea Bennett, who ranks 11th in the Pac-12 with 14.7 points per game, followed by freshman Marlee Kyles (13.2 ppg) and junior Destiny Graham (10.3 ppg), who tops the conference in free-throw percentage (.880) after hitting 22 of her first 25 attempts from the charity stripe.

• Sophomore Lucia Alonso also finds herself among the Pac-12 leaders in steals (5th, 2.7/gm) and assists (13th, 3.7/gm), while freshman Sam Thomas ranks sixth in both rebounds (8.5/gm) and steals (2.2/gm).

• Senior Kat Wright is Arizona's top three-point threat, draining 12 of 41 attempts from beyond the arc (.293), while Alonso and Kyles have nailed nine treys apiece.

• As a team, the Wildcats lead the Pac-12 in free-throw percentage (.778), but are just 10th in overall field-goal percentage (.404).

• In addition, Arizona is tied for seventh in the conference in three-point percentage (.313) and rank eighth in turnover margin (+0.70).

• Collectively, the Wildcats are last in the league with an average of 66.7 points per game and are ninth in scoring defense, allowing 67.5 points per contest.

• San Diego native and Arizona alumna Adia Barnes is in her second season at her alma mater after spending five seasons as an assistant at Pac-12 rival Washington. Barnes was named the Pac-10 Player of the Year in 1998 and played professionally for 12 years in the WNBA and overseas. She won a WNBA championship with the Seattle Storm in 2004 and was named to the Storm's all-decade team.

Notes with a 'W'

An Aztec victory over Arizona on Sunday will mean:

- SDSU improves to 5-2, notching its best seven-game stretch to start to a season since the 2007-08 campaign when it went 6-1.
- The Aztecs win their first true road game of the season.
- SDSU raises its all-time record to 14-4 against the Wildcats.
- The Aztecs move to 7-2 vs. Arizona in Tucson.
- Aztec head coach Stacie Terry collects her first win against a Pac-12 school in five games.

Rewind: Aztecs Edge Toreros at Home

Behind McKynzie Fort's driving layup with eight seconds remaining and Khalia Lark's game-clinching steal, San Diego State defeated the University of San Diego in dramatic fashion Wednesday night, 77-76, at Steve Fisher Court.

With the victory, the Aztecs raise their record to 4-2 on the season, snapping a four-game losing streak to the Toreros, who fell to 5-2 overall.

The two teams battled through a whopping 13 ties and 24 lead changes with neither side able to build on more than a six-point advantage.

Fort led all players with a season-high 24 points on 10-of-16 shooting (.625) and a personal-best eight assists, while Lexy Thorderson chipped in 16 points of her own, highlighted by a 5-for-8 performance from beyond the three-point arc. In addition, the SDSU cause was aided by Najé Murray, who finished with 10 points, while Arantxa Gomez Ferrer totaled a season-high points on the evening.

USD posted a greater overall field-goal percentage (46.8 to 41.9); however, the Scarlet and Black came up huge when it mattered most, connecting on 9 of 16 attempts in the decisive fourth quarter. The Aztecs also maintained a 38-36 edge in rebounds, including a 16-11 spread on the offensive glass, and committed three fewer turnovers (12-15)

ARIZONA SERIES NOTES

SAN DIEGO STATE AT ARIZONA

SDSU leads 13-4

• 2017-18 Comparative Stats

SDSU	Overall Record	UA
4-2	Overall Record	2-4
0-0	League Record	0-0
.372	Field Goal Pct.	.404
.369	3-PT FG Pct.	.313
.630	Free Throw Pct.	.778
.415	Opp. FG Pct.	.412
.314	Opp. 3-PT FG Pct.	.321
.686	Opp. FT Pct.	.733
40.0	Rebound Avg.	34.8
+1.2	Rebound Margin	-2.4
65.5	Points/Game	66.7
67.3	Pts. Allowed/Game	67.5

• Series Numbers

Record at SDSU	7-2
Record at Arizona	6-2
Record at Neutral	0-0
Most Points SDSU	88, 1980
Most Points Arizona	76, 1998
Largest Margin SDSU	51, 1980
Largest Margin Arizona	18, 1996
Longest SDSU Win Streak	12
Longest Arizona Win Streak	4
Current Streak	SDSU won 1

• Series History

Date	Site	Result/Score
1-25-80	Tucson	W 66-65
2-23-80	San Diego	W 88-37
1-31-81	San Diego	W 73-54
2-21-81	Tucson	W 64-46
1-29-82	Tucson	W 71-59
2-26-82	San Diego	W 74-52
1-21-83	San Diego	W 82-60
2-5-83	Tucson	W 64-63
2-2-84	Tucson	W 68-66
3-3-84	San Diego	W 75-68
1-11-85	San Diego	W 74-56
2-14-85	Tucson	W 63-56
1-11-93	Tucson	L 58-75
12-11-93	San Diego	L 58-63
12-19-96	San Diego	L 48-66
11-23-98	Tucson	L 69-76
11-21-09	San Diego	W 57-38

AZTECS VS. PAC-12

Arizona	13	4
Arizona State	10	8
California	4	2
Colorado	1	2
Oregon	3	3
Oregon State	2	4
Stanford	4	4
UCLA	6	23
USC	6	27
Utah	15	31
Washington	1	3
Washington State	3	2
Total	68	113

LAST GAME VS. USD

USD at San Diego State Box Score (11-29-17)

USD	FG	3FG	FT	REB	F	TP	A	T	B	S	MP
Hood	4-6	0-0	1-1	8	4	9	3	0	0	2	32
Buhr	1-6	0-0	0-0	4	1	2	1	0	1	1	22
Williams	7-11	2-2	1-3	4	3	17	2	2	0	0	25
Ward-El	4-12	2-6	4-4	2	5	14	4	3	0	1	21
Hagen	5-9	1-2	2-2	1	4	13	2	3	0	0	31
Ramos	1-2	0-1	0-0	0	0	2	1	1	1	0	8
Pace	3-7	0-0	4-6	3	3	10	7	1	0	2	24
Pollock	0-3	0-0	0-0	1	1	0	1	0	0	0	6
Shepard	0-0	0-0	0-0	0	0	0	0	2	0	0	1
Hunter	0-0	0-0	0-0	0	0	0	0	0	0	0	1
Brossman	2-3	0-1	0-0	3	1	4	1	2	1	1	14
Kissinger	0-0	0-0	0-0	0	1	0	0	0	0	0	0+
Young	2-3	0-0	1-1	3	0	5	0	0	2	1	15
TEAM				7				1			
Totals	29-62	5-12	13-17	36	23	76	22	15	4	8	200
Pct.	46.8	41.7	76.5								

SDSU	FG	3FG	FT	REB	F	TP	A	T	B	S	MP
Gómez Ferrer	4-6	0-0	0-0	3	3	8	0	0	0	0	16
Thorderson	5-9	5-8	1-2	1	4	16	0	1	0	1	25
Lark	0-4	0-1	0-2	4	0	0	1	1	0	1	23
Fort	10-16	0-0	4-6	6	1	24	8	3	1	0	34
Gomez, G.	3-9	0-4	1-2	5	3	7	3	1	0	1	33
Adams	1-7	0-1	3-5	4	1	5	2	2	0	1	15
Murray	3-8	2-4	2-2	4	2	10	1	1	0	1	13
Greenhouse	1-2	0-0	0-0	0	1	2	0	0	0	0	16
Vanderdoes	1-6	0-0	3-5	3	0	5	0	1	3	0	15
Terry	0-0	0-0	0-0	2	1	0	0	1	0	0	3
Ekwedike	0-0	0-0	0-0	1	1	0	1	0	0	0	17
TEAM				5				1			
Totals	28-67	7-18	14-24	38	17	77	16	12	4	5	200
Pct.	41.8	38.9	58.3								

Officials: Melissa Barlow, Chuck Gonzalez, Michael Price
 Technical fouls: None Attendance: 790

Score by Periods	1st	2nd	3rd	4th	Total
San Diego	17	17	17	25	76
San Diego State	17	18	17	25	77

the period. However, the Scarlet and Black kept things close, ultimately taking a 35-34 lead into locker room courtesy of a Thorderson trey with six seconds to go before intermission, punctuating a 13-7 surge.

The third quarter also witnessed a seesaw affair, with neither side able to enjoy more than a three-point lead. USD missed four free throws in the period, while Geena Gomez hit a jumper with 28 seconds left to give SDSU a slim one-point margin 52-51 heading into the decisive fourth quarter.

Noting the USD Game

- The Aztecs snapped a four-game losing streak to the Toreros. Prior to Wednesday's contest, SDSU's last victory in the series was recorded in 2012 with a 58-54 triumph at Jenny Craig Pavilion.
- The one-point decision was the closest margin of victory in series history and marked just the second-time in 41 meetings that the losing team surpassed the 70-point barrier. In 1990, the Aztecs also came away with a 79-75 nail-biter over USD at home.
- SDSU matched its season high with 77 points for the game. The Scarlet and Black also notched 77 points in the opener vs. Presbyterian.
- The Aztecs' 25 points in the fourth quarter and 42 points in the second half overall were both season bests as well.
- SDSU limited the Toreros to an opponent season-low 12 three-point field goal attempts.
- The Aztecs moved to 3-1 on the year when outscoring the opposition's bench (22-21).
- McKynzie Fort leaped into 10th place on SDSU's all-time scoring list (1,329 pts) after scoring a game-high 24 points vs. the Toreros. She also dished out a personal-best eight assists and led the team with six rebounds.
- With her total, Fort needs just 13 points to move past Aztec Hall of Famer Michelle Suman for ninth place on the program's career scoring charts.
- Lexy Thorderson's 16 points and five triples were both season highs.
- Arantxa Gómez Ferrer established career highs in points (8), field goals (4) and field goal attempts (6).
- Baylee Vanderdoes came up huge with a personal-best three blocks.
- Najé Murray's 10 points marked the fourth time this season she has surpassed the double-digit scoring plateau.
- Te'a Adams scored five points for the third straight game off the bench and hauled in a season-high four rebounds.

Good Omen?

- For the first time since the 2011-12 campaign and the 10th time in program history, SDSU won its first three games

to help key their win.

SDSU seemingly gave itself some breathing room at the 5:13 mark of the fourth quarter, building a 65-59 bulge after a Fort jumper. However, the Toreros responded with a 9-2 spurt, capped by Aubrey Ward-El's three-pointer, to stake a brief 69-68 lead with 2:43 left in the contest.

The Aztecs vaulted back in front on their ensuing possession thanks to an old fashioned three-point play by Baylee Vanderdoes, which sparked a 6-1 run.

Leading 74-70 with 31 seconds to go, USD's Sydney Williams hit a triple to cut the margin to one, while Thorderson made one of two free throws at the other end, giving the Aztecs a 75-73 edge with 19 seconds on the clock.

Incredibly, Williams dialed up from long range once again, burying a shot from the top of the key to put Toreros on top with 15 seconds showing. However, SDSU flashed its resiliency as Fort drove the length of the court on the inbounds pass, splitting three defenders in the lane before directing a right-handed scoop shot into the net for the go-ahead points.

Lark came up with a clutch steal on the ensuing play, stripping Williams of the ball in the backcourt before getting fouled. The Aztec guard missed both free throws, but in the scramble the clock expired as the SDSU bench erupted in jubilation.

Williams led USD with 17 points on 7-of-11 shooting, while Ward-El (14), Alexandra Hagen (13) and Myah Pace (10) recorded double-digit scoring totals.

Earlier, the Toreros grabbed a pair of five-point advantages in the second quarter, including a 27-22 bulge following a three-pointer by Hagen with 5:45 remaining in

MOUNTAIN WEST STANDINGS

As of Dec. 1

	MW	Overall
New Mexico	0-0	8-0
UNLV	0-0	4-1
San Diego State	0-0	4-2
Colorado State	0-0	4-2
Wyoming	0-0	4-3
Nevada	0-0	3-4
Boise State	0-0	2-3
Fresno State	0-0	2-4
San José State	0-0	2-5
Utah State	0-0	1-5
Air Force	0-0	0-6

UPCOMING MW SCHEDULE

Saturday, December 2

- UNLV vs. UC Riverside (Tempe, Ariz.), 11:30 a.m. MT
- Army West Point at AIR FORCE, 1 p.m. MT
- BRIGHAM YOUNG at COLORADO STATE, 2 p.m. MT
- NEW MEXICO at New Mexico State, 2 p.m. MT
- FRESNO STATE at CSUN, 2 p.m. PT
- UTAH STATE vs. Oregon State (Maui, Hawaii), 8 p.m. HT

Sunday, December 3

- SAN DIEGO STATE at Arizona, 2 p.m. MT
- Idaho State at WYOMING, 1 p.m. MT
- BOISE STATE at Eastern Washington 1 p.m. PT

Wednesday, December 6

- UTAH STATE at Brigham Young, 4 p.m. MT
- Colorado at COLORADO STATE, 7 p.m. PT
- Texas Tech at NEW MEXICO, 7 p.m. MT

Thursday, December 7

- Washington at BOISE STATE, 7 p.m. MT
- AIR FORCE at Utah Valley, 7 p.m. MT
- CSUN at SAN JOSÉ STATE, 7 p.m. PT
- Pacific at FRESNO STATE, 7 p.m. PT

Friday, December 8

- UC Irvine at SAN DIEGO STATE, Noon PT

Saturday, December 9

- AIR FORCE at Weber State, 2 p.m. MT
- UNLV at Gonzaga, 2 p.m. PT
- UTAH STATE at Utah Valley, 3 p.m. MT
- NEVADA at Seattle, 4 p.m. PT
- WYOMING at Idaho, 6 p.m. PT

Sunday, December 10

- Hope International at SAN DIEGO STATE, 1 p.m. PT
- Navy at NEW MEXICO, 1 p.m. MT
- COLORADO STATE at Northern Colorado, 2 p.m. MT
- Montana at FRESNO STATE, 2 p.m. PT
- BOISE STATE at Portland, 2 p.m. PT
- SAN JOSÉ STATE at Oregon State, 2 p.m. PT

SAN DIEGO STATE STREAKS

Most Consecutive Starts

	Consecutive	Total
McKynzie Fort	87	91
Arantxa Gómez Ferrer	13	13
Lexy Thorderson	9	26
Geena Gomez*	6	27
Khalia Lark	6	16
Cheyenne Greenhouse	0	37
Monique Terry	0	10
Baylee Vanderdoes	0	9

Most Consecutive Games

	Consecutive	Total
McKynzie Fort	98	98
Geena Gomez*	65	65
Cheyenne Greenhouse	34	98
Lexy Thorderson	34	95
Khalia Lark*	27	56
Baylee Vanderdoes	17	28
Arantxa Gómez Ferrer	15	52
Monique Terry	10	34
Te'a Adams	6	6
Najé Murray	6	6
Naomi Ekwedike	2	14
Abby Lowe	0	16
Jenay Bojorquez	0	5
Loli Gomez	0	2
Kiara Edwards	0	2
Kennedi Villa	0	1
Allison Brown	0	25

Most Consecutive Games With A Point^

	Consecutive	Total
McKynzie Fort	98	98
Lexy Thorderson	30	71
Geena Gomez	13	50
Cheyenne Greenhouse	10	80
Te'a Adams	6	6
Khalia Lark*	0	24
Monique Terry	0	22
Arantxa Gómez Ferrer	1	27
Baylee Vanderdoes	1	25
Abby Lowe	1	7
Najé Murray	1	5
Naomi Ekwedike	0	7
Allison Brown	0	6
Kennedi Villa	0	1
Loli Gomez	0	0

*SDSU totals only; ^must have played in the game

@AZTECWBB TOP 75 IN THE NATION

Category	Team Value	Rank
3-Point Field Goals Per Game	8.7	33
3-Point Field Goal Percentage	36.9	55
3-Point Field Goals Made	52	68

Category	Lexy Thorderson Value	Rank
3-Point Field Goals Per Game	3.83	7
3-Point Field Goals Made	23	20
3-Point Field Goals Percentage	50.0	25

to open a season.

- After starting the year 3-0, San Diego State has advanced to a postseason tournament or the MW Championship game all but one season (1981-82).
- In seven of the nine seasons in which the Aztecs won their first three games of the year, San Diego State won 20-or-more games.
- After defeating USD at home last Wednesday, the Aztecs improved to 4-2 on the year.
- The last five times SDSU posted a 4-2 record through six games, it earned a berth in the NCAA Tournament on four occasions and advanced to the WNIT once.
- In each of those campaigns, the Aztecs averaged 25 victories and won their conference tournament four times.

It's Raining Threes

- A year removed from a historic season of shooting beyond the arc, San Diego State has kept up the trend, ranking third in the Mountain West and 33rd nationally in 3-point field goals made per game (8.7).
- In addition, the Scarlet and Black is 55th in the country entering the week with a 36.9 percentage from beyond the arc and ranks 68th in triples made overall (52).
- Individually, Lexy Thorderson is the league's leader in three-pointers per game (3.83) and ranks second in total treys made (23), good for seventh and 20th nationally, respectively. She also occupies the 25th position with a 50.0 percent clip from long range.

What a Debut!

- San Diego State's 2017-18 season opener against Presbyterian was one of the ages, as the Aztecs toppled the Blue Hose, 77-50.
- The 27-point win was SDSU's largest margin of victory since a 60-25 home win against San Diego Christian on Dec. 21, 2015.
- The 27-point win was the greatest season-opening win since the 2011-12 Aztecs opened their campaign at home with an 86-43 victory over Arkansas-Pine Bluff.
- The 50 points scored against the Aztecs was the fewest allowed in a season opener since that win.
- SDSU's 12 long balls were the most in a campaign opener since at least the 1998-99 season.
- SDSU's 77 points in a first game was the most since the team scored 99 against Sacramento State to open the 2014-15 season.

Making an Entrance

- Freshman Najé Murray made quite the impression in her first collegiate game, scoring 14 points in 13 minutes on the floor against Presbyterian.
- Murray was 4-for-7 from beyond the 3-point arc, drilling all four long balls in the fourth quarter and knocking down two in consecutive possessions.
- Murray's 14 points in her collegiate debut was the most by an Aztec since Aztec senior Cheyenne Greenhouse notched 19 points and 11 rebounds in a 99-91 win over Sacramento State to kick off the 2014-15 campaign.
- Two other freshmen, Jenay Bojorquez and Te'a Adams, also contributed in their first collegiate appearances, logging 19 and 17 minutes, respectively.
- Bojorquez, a point guard, grabbed three rebounds and served up a pair of assists with a steal while Adams also had a pair of assists and a steal to go alongside four points.

Going Deep

- A hallmark of the 2017-18 Aztecs will be their depth. Against Presbyterian, SDSU's bench outscored the Blue Hose's bench, 39-5.
- Five Aztecs came off the bench to log 13 or more minutes: Najé Murray (13), Baylee Vanderdoes (16), Cheyenne Greenhouse (17), Te'a Adams (17) and Jenay Bojorquez (19).

Fort-ifying the Aztecs' Offense

- Preseason All-MW honoree McKynzie Fort is making waves in her senior season, looking to climb her way to the top five in the Aztecs' scoring list.
- With an average of 16.0 points through SDSU's first six games, she currently boasts 1,329 career points, which ranks 10th on the school's all-time charts.
- During the 2016-17 season, Fort became just the fourth Aztec to garner a spot on an all-Mountain West team each of her first three seasons at San Diego State after collecting an all-Mountain West first-team nod last year.
- The only Aztec to start all 30 games, Fort finished the year in the league rankings: second in points per game (15.9), ninth in free throw percentage

SDSU CAREER SCORING LIST

1.	Judy Porter	(1980-83)	2,318
2.	Falisha Wright	(1992-95)	1,733
3.	Paris Johnson	(2008-11)	1,598
4.	Jené Morris	(2008-10)	1,499
5.	Courtney Clements	(2011-13)	1,495
6.	Chana Perry	(1988-89)	1,445
7.	Jessica Haynes	(1986-88)	1,395
8.	Quenese Davis	(2007-10)	1,370
9.	Michelle Suman	(1992-95)	1,341
10.	McKynzie Fort	(2015-18)	1,329
11.	Brooke Meadows	(1986-89)	1,310
12.	Jamey Cox	(2000-03)	1,275
13.	Marsha Overton	(1980-83)	1,273
14.	Tina Hutchinson	(1984-85)	1,256
15.	Christina Murguia	(1992-95)	1,237

(.784), 11th in field goal percentage (.436), 12th in minutes played per game (31.9) and 13th in assists per game (2.5).

- The Fontana, Calif., native was 116-for-148 from the free-throw line, tied for the eighth-most made in SDSU single-season history.
- Fort reached the career 1,000-point mark at San José State (1-11-17), the 21st Aztec and eighth SDSU third-year to accomplish the feat, after notching season highs in points (29) and rebounds (11) for her second-career double-double.

Captain, Captain, Captain

- The Aztecs' captains for the 2017-18 season are seniors McKynzie Fort, Geena Gomez and Lexy Thorderson.
- Fort, a three-year starter for the Aztecs, is a three-time all-MW selection and was named to the preseason all-MW team this season after spending much of the 2016-17 campaign atop most offensive categories.
- Gomez, a two-year letterwinner, is one of four returning starters for San Diego State. The catalyst behind the Aztecs' offense on the court, she shot at a .360 clip (36-for-100) from 3-point range last season, the league's sixth-best percentage.
- Three-time MW All-Academic Team honoree and three-year letterwinner Thorderson helped SDSU engineer the program's best 3-point shooting season last year and will be relied upon heavily from beyond the arc for her final campaign.

Welcome Back!

- In addition to having six newcomers, including the nation's 23rd-ranked and the Mountain West's best incoming class, the 2017-18 Aztecs welcome back an impressive amount of offensive output from a year prior.
- Four starters from last year's team will once again don the Scarlet and Black: seniors McKynzie Fort, Geena Gomez, Lexy Thorderson and Khalia Lark.
- Five letterwinners from the 2016-17 squad are also expected to contribute this season: Arantxa Gómez Ferrer, Cheyenne Greenhouse, Abby Lowe, Monique Terry and Baylee Vanderdoes.
- Nearly 79 percent (78.9) of the team's scoring from last year returns, led by all-MW first-team pick McKynzie Fort, who single-handedly recorded almost one-fourth (24.9 percent) of SDSU's total points in 2016-17.

Moral Support

- Stacie Terry's fourth season saw an increase in excitement surrounding the team, evidenced in home attendance. For the 2016-17 season, the Aztecs averaged 855 in attendance at the team's 14 home games, up from an average of 487 during the 2015-16 campaign (the previous high during the Terry era was for the 2014-15 season when SDSU averaged 604 fans per game). Against Michigan on Dec. 11, 2,632 fans were in attendance for the greatest showing since Jan. 24, 2009, when 2,792 were in Viejas Arena to see San Diego State play then-conference foe Brigham Young.

History Made from Beyond the Arc

- With their 200 made long balls on a program-high 620 attempts, the 2016-17 Aztecs were the program's best 3-point shooting team.
- Since the statistic started being recorded in the program's record book during the 1987-88 campaign, SDSU's most made threes came in the 2012-13 season with 164 3-pointers.
- The 2016-17 Aztecs also sported the best 3-point percentage at .319 (204-639) in seven years. The single-season record is .404 (65-for-161) set during the 1991-92 season.
- Lexy Thorderson's 66 made 3-point field goals on 192 attempts were each fourth in SDSU history. She finished the year with the Mountain West's second-most made long balls, averaging 2.4 per game, and ranking 80th in the nation. In a single-game high, she drilled seven treys in a win against UNLV (1-18-17), tied for the third-most in SDSU history.
- Thorderson had five games last season with five-or-more treys: a career-high seven against UNLV, six versus Boise State and five against Nevada, San José State and at UNLV.
- San Diego State had its most success beyond the arc last season against San José State. In their road game against the Spartans, SDSU knocked down 12 3-pointers, its third straight game with 10-or-more threes, and, when hosting SJSU, drilled 13 long balls.
- In the Scarlet and Black's home game against San José State, the teams combined for 25 threes, the most in a MW game last season. It was just the third time the feat was accomplished during the 2016-17 campaign.
- Versus UNLV, the Scarlet and Black knocked down 14 3-pointers for a season high and its most since Feb. 10, 2005 in a 91-45 win over Utah Valley State College. In the game, Thorderson drilled a career-best seven treys.
- Against Boise State, SDSU knocked down 11 3-pointers, five of which came in the fourth quarter (its second-straight game with five-or-more treys in a quarter after getting six in the first quarter vs. Nevada) following its 10 treys made against the Wolf Pack.
- SDSU was the first team in the conference to score double-digit threes in three straight Mountain West games, the first time since at least the 1999-2000 season that the Aztecs had consecutive games with 10-or-more 3-pointers.

The New Aztecs on the Block

- For the second consecutive year, San Diego State women's basketball head coach Stacie Terry has announced the signing of a nationally-ranked incoming class. Mallory Adams, Jayden Perez and Sophia Ramos comprise the nation's 57th-ranked class (according to Prospects Nation) and will join the Aztecs for the 2018-19 campaign.
- Adams, a 6-foot guard, is in her second season at Lone Star High School in Frisco, Texas. She is the 14th-ranked wing in the

MW PRESEASON POLL

Rk.	Team	Pts.
1.	Boise State (7)	221
2.	Wyoming (6)	216
3.	Colorado State (6)	211
4.	New Mexico (4)	186
5.	UNLV (2)	185
6.	Utah State	136
7.	Fresno State	117
8.	San Diego State	102
9.	San José State	61
10.	Nevada	60
11.	Air Force	29

First-place votes in parentheses

MW PRESEASON HONORS

Preseason All-Mountain West Team

Shalen Shaw, Boise State
 Candice White, Fresno State
 Cherise Beynon, New Mexico
 McKynzie Fort, San Diego State
 Liv Roberts, Wyoming

Preseason Player of the Year

Cherise Beynon, New Mexico

Preseason Newcomers of the Year:

N'Dea Flye, New Mexico

Preseason Freshman of the Year

Tesha Buck, New Mexico

SDSU IN THE MW POLL

Year	Pre.	Final
1999-2000	6th	6th
2000-01	7th	6th
2001-02	7th	7th
2002-03	7th	7th
2003-04	6th	7th
2004-05	7th	t-7th
2005-06	8th	9th
2006-07	7th	7th
2007-08	7th	t-5th
2008-09	2nd	2nd
2009-10	1st	t-3rd
2010-11	2nd	6th
2011-12	2nd	1st
2012-13	1st	1st
2013-14	3rd	t-6th
2014-15	7th	7th
2015-16	6th	t-8th
2016-17	7th	8th
2017-18	8th	--



SDSU RECORD WHEN...

Playing at home	4-0
Playing on the road	0-0
Playing at a neutral site	0-2
Playing a night game (5 p.m. or later)	2-1
Playing a day game	2-1
Leading at halftime	4-1
Trailing at halftime	0-1
Tied at halftime	0-0
Leading with 5:00 left in regulation	3-1
Trailing with 5:00 left in regulation	1-1
Tied with 5:00 left	0-0
In overtime	0-1
Scoring less than 60 points	2-1
Scoring between 60-69 points	0-0
Scoring between 70-79 points	2-1
Scoring between 80-89 points	0-0
Scoring 90 or more points	0-0
Opponent scores less than 60 points	3-0
Opponent scores 60-69 points	0-0
Opponent scores 70-79 points	1-0
Opponent scores 80-89 points	0-2
Opponent scores 90 or more points	0-0
FG% .500 or better	1-0
FG% under .500	3-2
FG% .400-.499	0-0
FG% under .400	2-2
Opponent FG% .500 or better	0-1
Opponent FG% under .500	4-1
Opponent FG% .400-.499	1-1
Opponent FG% under .400	3-0
Better shooting %	2-0
Worse shooting %	2-2
More FG attempts	3-1
Fewer FG attempts	1-1
Same FG attempts	0-0
More FGs made	2-0
Fewer FGs made	1-2
Same FGs made	0-0
More FT attempts	1-2
Fewer FT attempts	3-0
Same FT attempts	0-0
More FTs made	2-2
Fewer FTs made	2-0
Same FTs made	0-0
More rebounds	3-0
Fewer rebounds	1-2
Same rebounds	0-0
More turnovers	1-1
Fewer turnovers	1-1
Same turnovers	2-0
More assists	1-0
Fewer assists	3-2
Same assists	0-0
More steals	2-2
Fewer steals	2-0
Same steals	0-0

SDSU STREAKS

Last 5 games	3-2
Last 10 games	4-2
Longest winning streak	3
Longest losing streak	2
Current streak	Won 1

2018 class, earning a 90 scouts grade and three stars from ESPN. She had a breakout season as a junior, her first at Lone Star High School. She garnered Texas Association of Basketball Coaches (TABC) and Texas Girls Coaches Association (TGCA) all-state, TABC all-region and District 13-5A Offensive MVP accolades after averaging 18.9 points and 9.0 rebounds en route to Lone Star's district championship. The District 9-5A MVP, TGCA all-state and TABC all-region honoree as a sophomore at Centennial (Frisco, Texas) High School, she was the 2015 District 9-5A Newcomer of the Year, recording 18 points and 10 boards per game as a freshman. Adams' older sister, McKenzie, is a junior guard on SMU's women's basketball team. Their father, Gary, played four years of football at Arkansas and their mother, Michelle, played volleyball at Missouri Southern State. Adams plays AAU for Cy-Fair EYBL. She piqued interest from a number of schools, including SMU, Kansas, Alabama, Tulsa, Houston, Michigan, Penn, Rice, New Mexico and Rutgers.

• Perez is a 5-8 guard competing for Onate High School in Las Cruces, N.M. She has an 89 scouts grade and three stars from ESPN as the 73rd-ranked point guard in her class. Perez enters her senior year with 1,586 career points. As a junior last season, she averaged nearly 20 points, 5.8 rebounds, 2.7 assists and 1.7 steals. Selected to the 2017 All-U.S.A. New Mexico Girls Basketball Team, she led Onate to the Class 6A state tournament, earning Class 6A all-state second-team honors along the way. Perez played her freshman and sophomore seasons at Las Cruces High, capturing District 3-6A Player of the Year and Class 6A all-state second-team honors each year. Perez plays AAU for Team Fusion in El Paso, Texas, under head coach Lee Williams. A 4.0 student, she is ranked seventh in her class while also competing for Onate's volleyball team last season. She also had offers from New Mexico and Abilene Christian.

• Ramos, a 5-9 guard, is playing in her fourth season at Incarnate Word High School in San Antonio, Texas. She has four stars from Prospects Nation and is No. 87 at the guard position with three stars and an 88 scouts grade from ESPN. A three-time Texas Association of Private and Parochial Schools (TAPPS) All-State and All-District first-team pick, she was also a TAPPS Academic All-State honoree as a junior. Last season, Ramos averaged 16.6 points, 8.2 rebounds, 4.2 assists and 2.9 steals per game, leading Incarnate Word to a 27-6 record. Reaching the 1,500-career point mark as a junior, she is a two-time Express News MVP for private schools. Ramos plays AAU for SA Finest and coach Ray Caldwell. The team won the Super 64 National Championship with a buzzer-beater in 2017.

2017-18 Media Information

All media requests for interviews with the coaching staff or student-athletes should be directed to Jim Solien at jsolien@mail.sdsu.edu. Please submit your requests with a minimum of 24 hours notice. During the season, head coach Stacie Terry and the players are generally available to meet with the media following each workout, as requested.

There will be no interviews on game days until postgame. The Aztec basketball team officially began practice in early October. All workouts will take place at the Jeff Jacobs JAM Center with a few exceptions. Media wishing to attend practice should contact the Aztec media relations department at least one day in advance. Media desiring to cover Aztec practices on campus can park in Parking Structure 7 and obtain a special parking permit from the SDSU athletic media relations office. Media parking via permit only will be provided for all home games in PS12, adjacent to Viejas Arena.

ASSOCIATED PRESS POLL

(Week Four - Nov. 27)

Rk		Record	Pts
1	Connecticut (31)	5-0	775
2	Texas	5-0	723
3	Notre Dame	6-0	698
4	Louisville	6-0	695
5	South Carolina	6-1	611
6	Mississippi State	6-0	610
7	UCLA	5-1	609
8	Ohio State	7-1	569
9	Baylor	5-1	557
10	Oregon	5-1	470
11	West Virginia	6-0	446
12	Tennessee	6-0	428
13	Florida State	6-0	380
14	Duke	5-1	351
15	Maryland	5-2	324
16	Stanford	4-3	310
17	South Florida	6-1	259
18	Texas A&M	4-1	215
19	Missouri	5-1	207
20	Kentucky	6-0	174
21	Oregon State	3-2	166
22	Michigan	4-1	107
23	Marquette	2-2	101
24	California	3-2	66
25	Villanova	5-0	56

First-place votes in parentheses

Others receiving votes: Green Bay 31, Arizona State 26, Oklahoma 25, New Mexico 19, Iowa 17, Michigan State 16, DePaul 8, Syracuse 6, Oklahoma State 5, Minnesota 5, Kansas State 4, USC 3, Georgia 3

USA TODAY COACHES POLL

(Week Four - Nov. 28)

Rk		Record	Pts
1	Connecticut (32)	5-0	800
2	Notre Dame	6-0	730
3	Mississippi State	6-0	713
4	Texas	5-0	704
5	Louisville	6-0	674
6	South Carolina	6-1	659
7	UCLA	5-1	612
8	Ohio State	7-1	580
9	Baylor	5-1	544
10	Oregon	5-1	493
11	Florida State	6-0	471
12	West Virginia	6-0	426
13	Tennessee	6-0	406
14	Stanford	4-3	364
15	Maryland	5-2	335
16	Duke	5-1	303
17	South Florida	6-1	282
18	Missouri	5-1	220
19	Oregon State	3-2	190
20	Michigan	4-1	162
21	Texas A&M	4-1	161
22	Kentucky	6-0	101
23	Marquette	2-2	82
24	Villanova	5-0	74
25	Syracuse	6-0	

First-place votes in parentheses

Others receiving votes: DePaul 44; North Carolina State 33; Iowa 31; Green Bay 31; Oklahoma 27; California 24; Michigan State 14; Georgia Tech 13; Middle Tennessee 12; Miami (Fla.) 8; Kansas State 3; UT Arlington 3; Arizona State 2; Georgia 2; New Mexico 2; Southern California 2; Florida Gulf Coast 1; Indiana 1; South Dakota State 1

PERSONNEL SUMMARY

Returning Starters (3):

McKynzie Fort, Sr., G (14.3 ppg, 4.1 rpg, 31.9 mpg)
 Geena Gomez, Sr., G (6.8 ppg, 3.2 rpg, 36 3FGs, 24.8 mpg)
 Lexy Thorderson, Sr., G (9.5 ppg, 66 3FGs, 25.7 mpg)
 Khalia Lark, Sr., G/F (25.9 mpg, 8.4 ppg, 6.1 rpg)

Starters Lost (2):

Ariell Bostick, G (23.2 mpg, 4.2 rpg, 3.5 apg)
 Kimberly Ellison, G (25.3 mpg, 9.2 ppg, 61 3FGs)

Other Players Lost (1):

Aleiah Brandon, F

Other Letterwinners Returning (5):

Arantxa Gómez Ferrer, Jr., F (0.6 ppg, 0.9 rpg)
 Cheyenne Greenhouse, Sr., G (15.4 mpg, 4.2 ppg, 2.0 rpg)
 Abby Lowe, So., G (15 gms, 1.2 ppg)
 Monique Terry, So., F (12.3 mpg, 2.7 ppg, 2.0 rpg)
 Baylee Vanderdoes, So., F (13.6 mpg, 3.9 ppg, 2.7 rpg)

Other Players Returning (2):

Allison Brown, Sr., G (9 gms)
 Naomi Ekwedike, So., C (9 gms)

Newcomers (6):

Te'a Adams, Fr., G., 5-9, Kirkland, Wash.
 Jenay Bojorquez, Fr., G, 5-6, Phoenix, Ariz.
 Kiara Edwards, Fr., F, 6-1, Surprise, Ariz.
 Loli Gomez, Jr., G., 5-8, Huntington Beach, Calif.
 Najé Murray, Fr., G, 5-6, Stockton, Calif.
 Kennedy Villa, Fr., G., 6-0, Oakland, Calif.

ROSTER BREAKDOWN

By Class

Seniors (6): Brown, Fort, G. Gomez, Greenhouse, Lark, Thorderson; **Juniors (2):** : A. Gómez Ferrer, L. Gomez;
Sophomore (4): Ekwedike, Lowe, Terry, Vanderdoes;
Freshmen (5): Adams, Bojorquez, Edwards, Murray, Villa

By State/Country

Arizona (2): Bojorquez, Edwards; **California (9):** Brown, Fort, G. Gomez, L. Gomez, Greenhouse, Lark, Murray, Vanderdoes, Villa; **Colorado (1):** Thorderson; **Texas (1):** Terry; **Washington (1):** Adams; **Spain (1):** A. Gómez Ferrer; **England (1):** Lowe; **Nigeria (1):** Ekwedike

By Position

Centers (1): Ekwedike; **Forwards (5):** A. Gómez Ferrer, Edwards, Lark, Terry, Vanderdoes; **Guards (12):** Adams, Bojorquez, Brown, Fort, G. Gomez, L. Gomez, Greenhouse, Lark, Lowe, Murray, Thorderson, Villa

By Height

6-6 (1): Ekwedike; **6-2 (1):** Terry; **6-1 (2):** Edwards, Vanderdoes; **6-0 (4):** A. Gómez Ferrer, Lark, Thorderson, Villa; **5-11 (2):** Greenhouse, Lowe; **5-10 (1):** L. Gomez; **5-9 (2):** Adams, Fort; **5-8 (2):** G. Gomez; **5-7 (1):** Brown; **5-6 (2):** Bojorquez, Murray

2017-18 NUMERICAL ROSTER

No.	Name	Pos.	Ht.	Yr.	Exp.	Hometown (Previous School/High School)
0	Kennedi Villa	G	6-0	Fr.	HS	Oakland, Calif. (St. Mary's HS)
1	Khalia Lark	G/F	6-0	Sr.	1L	Irvine, Calif. (Washington/Mater Dei HS)
3	Jenay Bojorquez	G	5-6	Fr.	HS	Phoenix, Ariz. (Sierra Linda HS)
5	Te'a Adams	G	5-9	Fr.	HS	Kirkland, Wash. (Juanita HS)
10	Najé Murray	G	5-6	Fr.	HS	Stockton, Calif. (St. Mary's HS)
11	Arantxa Gómez Ferrer	F	6-0	Jr.	2L	Valencia, Spain (Parque Colegio Santa Ana HS)
13	Allison Brown	G	5-7	Sr.	SQ	Anaheim Hills, Calif. (Mater Dei HS)
15	McKynzie Fort	G	5-9	Sr.	3L	Fontana, Calif. (Etiwanda HS)
20	Geena Gomez	G	5-8	Sr.	2L	Huntington Beach, Calif. (Edison HS/St. Joseph's (Pa.))
21	Abby Lowe	G	5-11	So.	1L	Stockport, England (Barking Abbey Academy)
22	Lexy Thorderson	G	6-0	Sr.	3L	Castle Rock, Colo. (Rock Canyon HS)
23	Loli Gomez	G	5-8	Jr.	TR	Huntington Beach, Calif. (Edison HS/CSU San Bernardino)
24	Kiara Edwards	F	6-1	Fr.	HS	Surprise, Ariz. (Valley Vista HS)
30	Cheyenne Greenhouse	G	5-11	Sr.	3L	Riverside, Calif. (Canyon Springs HS)
34	Baylee Vanderdoes	F	6-1	So.	1L	Auburn, Calif. (Placer HS)
40	Monique Terry	F	6-2	So.	1L	San Antonio, Texas (Brennan HS)
45	Naomi Ekwedike	C	6-6	So.	SQ	Lagos, Nigeria (Potter's House Christian Academy (Fla.))

2017-18 ALPHABETICAL ROSTER

No.	Name	Pos.	Ht.	Yr.	Exp.	Hometown (Previous School/High School)
5	Te'a Adams	G	5-9	Fr.	HS	Kirkland, Wash. (Juanita HS)
3	Jenay Bojorquez	G	5-6	Fr.	HS	Phoenix, Ariz. (Sierra Linda HS)
13	Allison Brown	G	5-7	Sr.	SQ	Anaheim Hills, Calif. (Mater Dei HS)
24	Kiara Edwards	F	6-1	Fr.	HS	Surprise, Ariz. (Valley Vista HS)
45	Naomi Ekwedike	C	6-6	So.	SQ	Lagos, Nigeria (Potter's House Christian Academy (Fla.))
15	McKynzie Fort	G	5-9	Sr.	3L	Fontana, Calif. (Etiwanda HS)
20	Geena Gomez	G	5-8	Sr.	2L	Huntington Beach, Calif. (Edison HS/St. Joseph's (Pa.))
23	Loli Gomez	G	5-8	Jr.	TR	Huntington Beach, Calif. (Edison HS/CSU San Bernardino)
11	Arantxa Gómez Ferrer	F	6-0	Jr.	2L	Valencia, Spain (Parque Colegio Santa Ana HS)
30	Cheyenne Greenhouse	G	5-11	Sr.	3L	Riverside, Calif. (Canyon Springs HS)
1	Khalia Lark	G/F	6-0	Sr.	1L	Irvine, Calif. (Washington/Mater Dei HS)
21	Abby Lowe	G	5-11	So.	1L	Stockport, England (Barking Abbey Academy)
10	Najé Murray	G	5-6	Fr.	HS	Stockton, Calif. (St. Mary's HS)
40	Monique Terry	F	6-2	So.	1L	San Antonio, Texas (Brennan HS)
22	Lexy Thorderson	G	6-0	Sr.	3L	Castle Rock, Colo. (Rock Canyon HS)
34	Baylee Vanderdoes	F	6-1	So.	1L	Auburn, Calif. (Placer HS)
0	Kennedi Villa	G	6-0	Fr.	HS	Oakland, Calif. (St. Mary's HS)

Head Coach: Stacie Terry (UT Arlington, 1998), Fifth season at SDSU/Fifth overall

Assistant Coach: Jesse Clark (Pacific Union, 2003), Fifth season at SDSU

Assistant Coach: Ciara Carl (Point Loma Nazarene, 2005), Fifth season at SDSU

Assistant Coach: Nick Grant (Baylor, 2010), Fourth season at SDSU

Director of Operations: Jon Silver (UCLA, 2009), Second season at SDSU

Director of Player Personnel: Paris Johnson (San Diego State, 2011), Second season at SDSU

2017-18 PRONUNCIATION GUIDE

Jenay Bojorquez	Jen-AY bo-HOR-keh-z
Te'a Adams	TAY-uh
Naomi Ekwedike	nay-O-mee ECK-weh-DEE-kay
Arantxa Gómez Ferrer	uh-RON-cha fur-AIR
McKynzie Fort	ma-KEN-zee
Loli Gomez	LOW-lee
Najé Murray	Nah-ZHAY
Baylee Vanderdoes	VAN-der-doze
Kennedi Villa	VILL-uh
Ciara Carl	see-ARR-uh

CAREER HIGHS

Points
1, vs. Presbyterian (11-10-17)

Rebounds
2, vs. Tulane (11-25-17)

Assists
1, vs. Presbyterian (11-10-17)

Steals
N/A

Blocks
N/A

Field Goals
N/A

Field Goal Attempts
N/A

3-Point Field Goals
N/A

3-Point Field Goal Attempts
N/A

Free Throws
1, vs. Presbyterian (11-10-17)

Free Throw Attempts
2, vs. Presbyterian (11-10-17)

MISC. CAREER STATS

Double-figure
scoring games: 0

Double-figure
rebounding games: 0



#0 KENNEDI VILLA

Freshman • HS

6-0

Guard

Oakland, Calif.

St. Mary's HS

Opponent	Date	gs	min	Total		3-Pointers		Free throws		Rebounds					pf	a	t/o	blk	stl	pts	avg
				fg-fga	pct	3fg-fga	pct	ft-fa	pct	off	def	tot	avg								
PRESBYTERIAN	11-10-17		4	0-0	.000	0-0	.000	1-2	.500	0	0	0	0.0	0	1	0	0	0	0	1	1.0
CSUN	11-14-17		dnp	-	-	-	-	-	-	-	-	-	-	-	-	-	-	-	-	-	-
CAL STATE FULLERTON	11-18-17		dnp	-	-	-	-	-	-	-	-	-	-	-	-	-	-	-	-	-	-
vs Central Michigan	11-24-17		dnp	-	-	-	-	-	-	-	-	-	-	-	-	-	-	-	-	-	-
vs Tulane	11-25-17		3	0-0	.000	0-0	.000	0-0	.000	0	2	2	1.0	1	0	0	0	0	0	0	0.5
SAN DIEGO	11-29-17		dnp	-	-	-	-	-	-	-	-	-	-	-	-	-	-	-	-	-	-
Totals			0	7	0-0	.000	0-0	.000	1-2	.500	0	2	2	1.0	1	1	0	0	0	1	0.5

Games played: 2
Minutes/game: 3.5
Points/game: 0.5
FT Pct: 50.0

Rebounds/game: 1.0
Assists/game: 0.5
Assist/turnover ratio: 99.9

CAREER STATISTICS

Season	gp-gs	min/avg	Total		3-Point		F-Throws		Rebounds				Scoring								
			fg-fga	pct	fg-fga	pct	ft-fa	pct	off	def	tot	avg	pf	fo	ast	to	blk	stl	pts	avg	
2017-18	2-0	7/3.5	0-0	.000	0-0	.000	1-2	.500	0	2	2	1.0	1	0	1	0	0	0	0	1	0.5
TOTAL	2-0	7/3.5	0-0	.000	0-0	.000	1-2	.500	0	2	2	1.0	1	0	1	0	0	0	0	1	0.5

CAREER HIGHS

Points
22, vs. Nevada (1-4-17)

Rebounds
12, Twice
Last: at Colorado State (1-28-17)

Assists
2, Five times
Last: at Colorado State (1-28-17)

Steals
4, vs. Air Force (1-25-17)

Blocks
1, Twice
Last: vs. CSUN (11-14-17)

Field Goals
8, vs. Nevada (1-4-17)

Field Goal Attempts
14, vs. Nevada (1-4-17)

3-Point Field Goals
3, Three times
Last: vs. CSUN (11-14-17)

3-Point Field Goal Attempts
6, Twice
Last: vs. CSUN (11-14-17)

Free Throws
4, Twice, Last: vs. Seattle U (12-4-14)*

Free Throw Attempts
6, Twice, Last: vs. Nevada (1-4-17)

MISC. CAREER STATS

Double-figure scoring games: 9

Double-figure rebounding games: 2

* at Washington



#1 KHALIA LARK

Senior • 1L

6-0

Guard/Forward

Irvine, Calif.

Univ. of Washington / Mater Dei High School

Opponent	Date	gs	min	Total		3-Pointers		Free throws		Rebounds				pf	a	t/o	blk	stl	pts	avg	
				fg-fga	pct	3fg-fga	pct	ft-fga	pct	off	def	tot	avg								
PRESBYTERIAN	11-10-17	*	16	0-2	.000	0-1	.000	0-0	.000	1	3	4	4.0	1	1	3	1	1	0	0.0	
CSUN	11-14-17	*	31	4-10	.400	3-6	.500	2-2	1.000	1	8	9	6.5	1	1	4	1	3	13	6.5	
CAL STATE FULLERTON	11-18-17	*	30	1-10	.100	1-4	.250	0-0	.000	4	6	10	7.7	4	1	3	0	0	3	5.3	
vs Central Michigan	11-24-17	*	25	0-5	.000	0-3	.000	2-2	1.000	2	2	4	6.8	4	0	0	0	1	2	4.5	
vs Tulane	11-25-17	*	11	1-3	.333	0-1	.000	0-0	.000	0	1	1	5.6	0	1	3	0	1	2	4.0	
SAN DIEGO	11-29-17	*	23	0-4	.000	0-1	.000	0-2	.000	2	2	4	5.3	0	1	1	0	1	0	3.3	
Totals			6	136	6-34	.176	4-16	.250	4-6	.667	10	22	32	5.3	10	5	14	2	7	20	3.3

Games played: 6
Minutes/game: 22.7
Points/game: 3.3
FG Pct: 17.6
3FG Pct: 25.0
FT Pct: 66.7

Rebounds/game: 5.3
Assists/game: 0.8
Turnovers/game: 2.3
Assist/turnover ratio: 0.4
Steals/game: 1.2
Blocks/game: 0.3

CAREER STATISTICS

Season	gp-gs	min/avg	Total		3-Point		F-Throws		Rebounds				Scoring							
			fg-fga	pct	fg-fga	pct	ft-fga	pct	off	def	tot	avg	pf	fo	ast	to	blk	stl	pts	avg
2014-15*	23-0	198/8.6	17-39	.436	11-27	.407	11-14	.786	10	21	31	1.3	12	0	5	13	0	3	56	2.4
2015-16*	6-0	83/13.8	5-15	.333	2-7	.286	5-11	.455	2	11	13	2.2	3	0	2	7	0	1	17	2.8
2016-17	21-10	544/25.9	72-202	.356	20-81	.247	12-28	.429	39	90	129	6.1	46	0	23	44	1	12	176	8.4
2017-18	5-5	113/22.6	6-30	.200	4-15	.267	4-4	1.000	8	20	28	5.6	10	0	4	13	2	6	20	4.0
TOTAL	26-15	657/25.3	78-232	.336	24-96	.250	16-32	.500	47	110	157	6.0	56	0	27	57	3	18	196	7.5
All*	55-15	938/17.1	100-286	.350	37-130	.285	32-57	.561	59	142	201	3.7	71	0	34	77	3	22	269	4.9

CAREER HIGHS

Points
6, vs. Tulane (11-25-17)

Rebounds
3, vs. Presbyterian (11-10-17)

Assists
2, vs. Presbyterian (11-10-17)

Steals
1, Twice
Last: vs. Tulane (11-25-17)

Blocks
N/A

Field Goals
2, vs. Tulane (11-25-17)

Field Goal Attempts
5, vs. Tulane (11-25-17)

3-Point Field Goals
1, vs. CSUN (11-14-17)

3-Point Field Goal Attempts
1, vs. CSUN (11-14-17)

Free Throws
2, vs. Tulane (11-25-17)

Free Throw Attempts
3, vs. Tulane (11-25-17)

MISC. CAREER STATS

Double-figure
scoring games: 0

Double-figure
rebounding games: 0



#3 JENAY BOJORQUEZ

Freshman • HS

5-6

Guard

Phoenix, Ariz.

Sierra Linda HS

Opponent	Date	gs	min	Total		3-Pointers		Free throws		Rebounds				pf	a	t/o	blk	stl	pts	avg
				fg-fga	pct	3fg-fga	pct	ft-fa	pct	off	def	tot	avg							
PRESBYTERIAN	11-10-17	19		0-2	.000	0-0	.000	0-0	.000	0	3	3	3.0	2	2	1	0	1	0	0.0
CSUN	11-14-17	7		1-3	.333	1-1	1.000	0-0	.000	0	1	1	2.0	3	0	0	0	0	3	1.5
CAL STATE FULLERTON	11-18-17	12		1-3	.333	0-0	.000	0-0	.000	0	1	1	1.7	1	0	2	0	0	2	1.7
vs Central Michigan	11-24-17	5		1-4	.250	0-0	.000	0-0	.000	0	0	0	1.3	0	0	0	0	0	2	1.8
vs Tulane	11-25-17	14		2-5	.400	0-0	.000	2-3	.667	1	1	2	1.4	1	1	3	0	1	6	2.6
SAN DIEGO	11-29-17	dnp		-	-	-	-	-	-	-	-	-	-	-	-	-	-	-	-	-
Totals		0	57	5-17	.294	1-1	1.000	2-3	.667	1	6	7	1.4	7	3	6	0	2	13	2.6

Games played: 5
Minutes/game: 11.4
Points/game: 2.6
FG Pct: 29.4
3FG Pct: 100.0
FT Pct: 66.7

Rebounds/game: 1.4
Assists/game: 0.6
Turnovers/game: 1.2
Assist/turnover ratio: 0.5
Steals/game: 0.4

CAREER STATISTICS

Season	gp-gs	min/avg	Total		3-Point		F-Throws		Rebounds				Scoring							
			fg-fga	pct	fg-fga	pct	ft-fa	pct	off	def	tot	avg	pf	fo	ast	to	blk	stl	pts	avg
2017-18	5-0	57/11.4	5-17	.294	1-1	1.000	2-3	.667	1	6	7	1.4	7	0	3	6	0	2	13	2.6
TOTAL	5-0	57/11.4	5-17	.294	1-1	1.000	2-3	.667	1	6	7	1.4	7	0	3	6	0	2	13	2.6

CAREER HIGHS

Points
5, Three times
Last: vs. San Diego (11-29-17)

Rebounds
4, vs. San Diego (11-29-17)

Assists
3, vs. Cal State Fullerton (11-18-17)

Steals
2, Twice
Last: vs. Tulane (11-25-17)

Blocks
1, vs. CSUN (11-14-17)

Field Goals
2, Twice
Last: vs. Central Michigan (11-24-17)

Field Goal Attempts
8, vs. Central Michigan (11-24-17)

3-Point Field Goals
1, vs. Tulane (11-25-17)

3-Point Field Goal Attempts
4, vs. Presbyterian (11-10-17)

Free Throws
3, vs. San Diego (11-29-17)

Free Throw Attempts
5, vs. San Diego (11-29-17)

MISC. CAREER STATS

Double-figure scoring games: 0

Double-figure rebounding games: 0



#5 TE'A ADAMS

Freshman • HS

5-9

Guard

Kirkland, Wash.

Juanita HS

Opponent	Date	gs	min	Total		3-Pointers		Free throws		Rebounds				pf	a	t/o	blk	stl	pts	avg
				fg-fga	pct	3fg-fga	pct	ft-fa	pct	off	def	tot	avg							
PRESBYTERIAN	11-10-17		17	2-7	.286	0-4	.000	0-0	.000	0	0	0	0.0	3	2	1	0	1	4	4.0
CSUN	11-14-17		4	0-3	.000	0-2	.000	0-0	.000	0	0	0	0.0	0	0	1	1	0	0	2.0
CAL STATE FULLERTON	11-18-17		8	1-5	.200	0-1	.000	0-0	.000	0	1	1	0.3	1	3	1	0	2	2	2.0
vs Central Michigan	11-24-17		13	2-8	.250	0-3	.000	1-1	1.000	1	0	1	0.5	1	1	0	0	1	5	2.8
vs Tulane	11-25-17		5	1-3	.333	1-1	1.000	2-4	.500	1	1	2	0.8	0	0	1	0	2	5	3.2
SAN DIEGO	11-29-17		15	1-7	.143	0-1	.000	3-5	.600	0	4	4	1.3	1	2	2	0	1	5	3.5
Totals		0	62	7-33	.212	1-12	.083	6-10	.600	2	6	8	1.3	6	8	6	1	7	21	3.5

Games played: 6
Minutes/game: 10.3
Points/game: 3.5
FG Pct: 21.2
3FG Pct: 8.3
FT Pct: 60.0

Rebounds/game: 1.3
Assists/game: 1.3
Turnovers/game: 1.0
Assist/turnover ratio: 1.3
Steals/game: 1.2
Blocks/game: 0.2

CAREER STATISTICS

Season	gp-gs	min/avg	Total		3-Point		F-Throws		Rebounds				Steals			Scoring				
			fg-fga	pct	fg-fga	pct	ft-fa	pct	off	def	tot	avg	pf	fo	ast	to	blk	stl	pts	avg
2017-18	6-0	62/10.3	7-33	.212	1-12	.083	6-10	.600	2	6	8	1.3	6	0	8	6	1	7	21	3.5
TOTAL	6-0	62/10.3	7-33	.212	1-12	.083	6-10	.600	2	6	8	1.3	6	0	8	6	1	7	21	3.5

CAREER HIGHS

Points
14, vs. Presbyterian (11-10-17)

Rebounds
4, vs. San Diego (11-29-17)

Assists
1, Twice
Last: vs. San Diego (11-29-17)

Steals
1, Twice
Last: vs. San Diego (11-29-17)

Blocks
N/A

Field Goals
5, vs. Presbyterian (11-10-17)

Field Goal Attempts
9, Twice
Last: vs. Central Michigan (11-24-17)

3-Point Field Goals
4, vs. Presbyterian (11-10-17)

3-Point Field Goal Attempts
7, Twice
Last: vs. Central Michigan (11-24-17)

Free Throws
6, vs. Central Michigan (11-24-17)

Free Throw Attempts
6, vs. Central Michigan (11-24-17)

MISC. CAREER STATS

Double-figure
scoring games: 4

Double-figure
rebounding games: 0



#10 NAJÉ MURRAY

Freshman • HS

5-6

Guard

Stockton, Calif.

St. Mary's High School

Opponent	Date	gs	min	Total		3-Pointers		Free throws		Rebounds				pf	a	t/o	blk	stl	pts	avg
				fg-fga	pct	3fg-fga	pct	ft-fa	pct	off	def	tot	avg							
PRESBYTERIAN	11-10-17	13	13	5-9	.556	4-7	.571	0-0	.000	0	3	3	3.0	2	1	1	0	1	14	14.0
CSUN	11-14-17	13	13	2-7	.286	1-5	.200	0-0	.000	0	0	0	1.5	0	0	1	0	0	5	9.5
CAL STATE FULLERTON	11-18-17	16	16	4-6	.667	3-5	.600	0-0	.000	0	0	0	1.0	3	0	3	0	0	11	10.0
vs Central Michigan	11-24-17	16	16	2-9	.222	2-7	.286	6-6	1.000	0	0	0	0.8	0	0	0	0	0	12	10.5
vs Tulane	11-25-17	24	24	0-6	.000	0-4	.000	0-0	.000	0	2	2	1.0	3	0	1	0	0	0	8.4
SAN DIEGO	11-29-17	13	13	3-8	.375	2-4	.500	2-2	1.000	1	3	4	1.5	2	1	1	0	1	10	8.7
Totals		0	95	16-45	.356	12-32	.375	8-8	1.000	1	8	9	1.5	10	2	7	0	2	52	8.7

Games played: 6
Minutes/game: 15.8
Points/game: 8.7
FG Pct: 35.6
3FG Pct: 37.5
FT Pct: 100.0

Rebounds/game: 1.5
Assists/game: 0.3
Turnovers/game: 1.2
Assist/turnover ratio: 0.3
Steals/game: 0.3

CAREER STATISTICS

Season	gp-gs	min/avg	Total		3-Point		F-Throws		Rebounds				Scoring							
			fg-fga	pct	fg-fga	pct	ft-fa	pct	off	def	tot	avg	pf	fo	ast	to	blk	stl	pts	avg
2017-18	6-0	62/10.3	7-33	.212	1-12	.083	6-10	.600	2	6	8	1.3	6	0	8	6	1	7	21	3.5
TOTAL	6-0	62/10.3	7-33	.212	1-12	.083	6-10	.600	2	6	8	1.3	6	0	8	6	1	7	21	3.5

CAREER HIGHS

Points
8, vs. San Diego (11-29-17)

Rebounds
5, Four times
Last: vs. CSUN (11-14-17)

Assists
2, vs. Boise State (1-7-17)

Steals
1, Eight times
Last: vs. Colorado State (2-25-17)

Blocks
2, Five times
Last: vs. Cal State Fullerton (11-18-17)

Field Goals
4, vs. San Diego (11-29-17)

Field Goal Attempts
6, vs. San Diego (11-29-17)

3-Point Field Goals
N/A

3-Point Field Goal Attempts
N/A

Free Throws
2, Four times
Last: vs. Utah State (2-15-17)

Free Throw Attempts
4, Three times
Last: at San Diego (11-17-16)

MISC. CAREER STATS

Double-figure
scoring games: 0

Double-figure
rebounding games: 0



#11 ARANTXA GÓMEZ FERRER

Junior • 2L

6-0

Forward

Valencia, Spain

Parque Colegio Santa Ana High School / Ros Casares Valencia Club

Opponent	Date	gs	min	Total		3-Pointers		Free throws		Rebounds				pf	a	t/o	blk	stl	pts	avg	
				fg-fga	pct	3fg-fga	pct	ft-fa	pct	off	def	tot	avg								
PRESBYTERIAN	11-10-17	*	14	2-3	.667	0-0	.000	0-0	.000	0	3	3	3.0	0	0	0	0	0	4	4.0	
CSUN	11-14-17	*	24	1-3	.333	0-0	.000	0-0	.000	2	3	5	4.0	2	0	1	2	0	2	3.0	
CAL STATE FULLERTON	11-18-17	*	11	0-0	.000	0-0	.000	0-0	.000	1	1	2	3.3	2	0	1	2	0	0	2.0	
vs Central Michigan	11-24-17	*	5	0-1	.000	0-0	.000	0-0	.000	1	0	1	2.8	1	0	0	0	0	0	1.5	
vs Tulane	11-25-17	*	9	0-0	.000	0-0	.000	0-0	.000	1	2	3	2.8	1	0	1	0	0	0	1.2	
SAN DIEGO	11-29-17	*	16	4-6	.667	0-0	.000	0-0	.000	3	0	3	2.8	3	0	0	0	0	8	2.3	
Totals			6	79	7-13	.538	0-0	.000	0-0	.000	8	9	17	2.8	9	0	3	4	0	14	2.3

Games played: 6
Minutes/game: 13.2
Points/game: 2.3
FG Pct: 53.8

Rebounds/game: 2.8
Turnovers/game: 0.5
Blocks/game: 0.7

CAREER STATISTICS

Season	gp-gs	min/avg	Total		3-Point		F-Throws		Rebounds				Scoring							
			fg-fga	pct	fg-fga	pct	ft-fa	pct	off	def	tot	avg	pf	fo	ast	to	blk	stl	pts	avg
2015-16	18-0	118/6.6	5-12	.417	0-0	.000	0-12	.000	10	6	16	0.9	18	0	2	5	1	4	10	0.6
2016-17	28-7	322/11.5	18-34	.529	0-0	.000	13-27	.481	32	29	61	2.2	34	0	6	17	9	4	49	1.8
2017-18	6-6	79/13.2	7-13	.538	0-0	.000	0-0	.000	8	9	17	2.8	9	0	0	3	4	0	14	2.3
TOTAL	52-13	519/10.0	30-59	.508	0-0	.000	13-39	.333	50	44	94	1.8	61	0	8	25	14	8	73	1.4

CAREER HIGHS

Points

5, at Air Force (2-28-17)

Rebounds

4, at Air Force (2-28-17)

Assists

2, Twice, Last: at Air Force (2-28-17)

Steals

1, at Loyola Marymount (12-10-15)

Blocks

N/A

Field Goals

2, at Air Force (2-28-17)

Field Goal Attempts

3, Twice

Last: vs. Air Force (1-21-15)

3-Point Field Goals

1, Twice

Last: vs. San Diego Christian (12-21-15)

3-Point Field Goal Attempts

4, Twice

Last: vs. Air Force (1-21-15)

Free Throws

2, vs. Michigan (12-9-16)

Free Throw Attempts

2, Three times

Last: at UNLV (2-18-17)

MISC. CAREER STATS

Double-figure

scoring games: 0

Double-figure

rebounding games: 0



#13 ALLISON BROWN

Senior • SQ

5-7

Guard

Anaheim Hills, Calif.

Mater Dei High School

As A Junior (2016-17)

Made appearances in nine games, logging career highs in minutes played (39), points (12), rebounds (8) and assists (5) ... Had a career game in a win at Air Force (2-28-17), notching five points on two field goals and a free throw, grabbing four rebounds and dishing out two assists in a career-best 14 minutes played ... Made consecutive appearances for the first time in her career when she recorded one rebound each against New Mexico (3-3-17) and San José State in the Mountain West Tournament (3-6-17).

As A Sophomore (2015-16)

Played in a career-high nine games during her sophomore campaign ... Totaled three points, four rebounds, two assists and one steal in 19 minutes as a reserve ... Collected a personal-best three rebounds while sinking a three-point bucket against San Diego Christian (12-21-15) ... Finished with one assist in road contests at Loyola Marymount (12-10-15) and UNLV (3-4-16).

As A Freshman (2014-15)

Appeared in seven games after joining the squad in the fall as a walk-on ... Made her first collegiate basket a memorable one, providing the Aztecs' margin of victory with a three-pointer at the halftime buzzer vs. Wyoming (1-14-15) ... Logged a season-high 11 minutes against the Cowgirls, finishing with two rebounds and two assists ... Also attempted four field goals in seven minutes against Air Force (1-21-15).

At Mater Dei High School

Earned four varsity letters under head coach Kevin Kiernan ... Contributed to a powerful Monarchs program that amassed a 115-9 record during her prep career and captured four straight Trinity League championships to go with a pair of CIF Division I state titles in 2011 and 2012 ... The 2010-11 Mater Dei squad finished the year with a No. 1 national ranking ... Earned a spot on the academic honor roll ... Was also involved in student government.

Personal

Allison Brown was born in Placentia, Calif. ... Daughter of Tom and Melissa Brown ... Has one older brother, David, who was a member of the UCLA men's basketball team. ... Lists Michael Jordan as her favorite athlete ... Enjoys surfing and playing beach volleyball ... Majoring in biology at SDSU.

CAREER STATISTICS

Season	gp-gs	min/avg	Total		3-Point		F-Throws		Rebounds							Scoring				
			fg-fga	pct	fg-fga	pct	ft-fa	pct	off	def	tot	avg	pf	fo	ast	to	blk	stl	pts	avg
2014-15	7-0	26/3.7	1-9	.111	1-9	.111	0-2	.000	1	1	2	0.3	3	0	2	3	0	0	3	0.4
2015-16	9-0	19/2.1	1-4	.250	1-3	.333	0-0	.000	1	3	4	0.4	0	0	2	3	0	1	3	0.3
2016-17	9-0	39/4.3	4-5	.800	0-0	.000	4-5	.800	1	7	8	0.9	5	0	5	2	0	0	12	1.3
TOTAL	25-0	84/3.4	6-18	.333	2-12	.167	4-7	.571	3	11	14	0.6	8	0	9	8	0	1	18	0.7

CAREER HIGHS

Points
29, Twice
Last: at San José State (1-11-17)

Rebounds
11, Twice
Last: at San José State (1-11-17)

Assists
8, vs. San Diego (11-29-17)

Steals
5, Four times
Last: at New Mexico (2-6-16)

Blocks
2, Four times
Last: vs. Air Force (1-25-17)

Field Goals
12, at San José State (1-11-17)

Field Goal Attempts
29, at San José State (1-11-17)

3-Point Field Goals
2, Three times
Last: vs. CSUN (11-14-17)

3-Point Field Goal Attempts
6, Twice
Last: vs. Loyola Marymount (11-20-16)

Free Throws
11, vs. UC Riverside (11-16-15)

Free Throw Attempts
12, Twice
Last: vs. Fresno State (2-10-16)

MISC. CAREER STATS

Double-figure scoring games: 73

Double-figure rebounding games: 2

Double-Doubles: 2



#15 McKYNZIE FORT

Senior • 3L

5-9

Guard

Fontana, Calif.

Etiwanda High School

Opponent	Date	gs	min	Total		3-Pointers		Free throws		Rebounds				pf	a	t/o	blk	stl	pts	avg	
				fg-fga	pct	3fg-fga	pct	ft-fa	pct	off	def	tot	avg								
PRESBYTERIAN	11-10-17	*	25	5-9	.556	2-3	.667	4-4	1.000	2	5	7	7.0	0	2	3	0	1	16	16.0	
CSUN	11-14-17	*	34	6-17	.353	1-2	.500	3-5	.600	5	1	6	6.5	1	3	2	0	3	16	16.0	
CAL STATE FULLERTON	11-18-17	*	34	7-15	.467	1-2	.500	2-3	.667	1	5	6	6.3	1	4	1	0	2	17	16.3	
vs Central Michigan	11-24-17	*	37	9-19	.474	0-1	.000	3-4	.750	0	3	3	5.5	3	3	2	0	2	21	17.5	
vs Tulane	11-25-17	*	22	1-5	.200	0-0	.000	0-0	.000	1	2	3	5.0	1	3	2	0	0	2	14.4	
SAN DIEGO	11-29-17	*	34	10-16	.625	0-0	.000	4-6	.667	1	5	6	5.2	1	8	3	1	0	24	16.0	
Totals			6	186	38-81	.469	4-8	.500	16-22	.727	10	21	31	5.2	7	23	13	1	8	96	16.0

Games played: 6
Minutes/game: 31.0
Points/game: 16.0
FG Pct: 46.9
3FG Pct: 50.0
FT Pct: 72.7

Rebounds/game: 5.2
Assists/game: 3.8
Turnovers/game: 2.2
Assist/turnover ratio: 1.8
Steals/game: 1.3
Blocks/game: 0.2

CAREER STATISTICS

Season	gp-gs	min/avg	Total		3-Point		F-Throws		Rebounds				Scoring							
			fg-fga	pct	fg-fga	pct	ft-fa	pct	off	def	tot	avg	pf	fo	ast	to	blk	stl	pts	avg
2014-15	31-24	839/27.1	125-278	.450	2-13	.154	60-96	.625	35	64	99	3.2	55	0	59	94	5	30	312	10.1
2015-16	31-31	971/31.3	169-366	.462	3-12	.250	104-150	.693	44	83	127	4.1	71	0	73	93	8	62	445	14.4
2016-17	30-30	956/31.9	176-404	.436	8-41	.195	116-148	.784	41	80	121	4.0	65	2	75	74	6	29	476	15.9
2017-18	6-6	186/31.0	38-81	.469	4-8	.500	16-22	.727	10	21	31	5.2	7	0	23	13	1	8	96	16.0
TOTAL	98-91	2952/30.1	508-1129	.450	17-74	.230	296-416	.712	130	248	378	3.9	198	2	230	274	20	129	1329	13.6

CAREER HIGHS

Points
20, at San José State (1-11-17)

Rebounds
8, vs. Utah State (2-15-17)

Assists
10, vs. CSUN (11-14-17)

Steals
2, Six times
Last: vs. CSUN (11-14-17)

Blocks
1, Three times
Last: vs. Air Force (1-25-17)

Field Goals
6, Twice
Last: at San José State (1-11-17)

Field Goal Attempts
13, at San José State (1-11-17)

3-Point Field Goals
4, Twice
Last: at San José State (1-11-17)

3-Point Field Goal Attempts
9, at San José State (1-6-16)

Free Throws
6, Twice
Last: vs. San José State (2-8-17)

Free Throw Attempts
6, Twice
Last: vs. Central Connecticut
(11-27-16)

MISC. CAREER STATS

Double-figure
scoring games: 12

Double-figure
rebounding games: 0



#20 GEENA GOMEZ

Senior • 2L

5-8

Guard

Huntington Beach, Calif.

St. Joseph's (Pa.) / Edison High School

Opponent	Date	gs	min	Total		3-Pointers		Free throws		Rebounds				pf	a	t/o	blk	stl	pts	avg	
				fg-fga	pct	3fg-fga	pct	ft-fa	pct	off	def	tot	avg								
PRESBYTERIAN	11-10-17	*	21	2-5	.400	2-4	.500	0-0	.000	1	1	2	2.0	1	6	5	0	0	6	6.0	
CSUN	11-14-17	*	32	1-6	.167	0-3	.000	0-0	.000	0	2	2	2.0	4	10	6	1	2	2	4.0	
CAL STATE FULLERTON	11-18-17	*	25	3-5	.600	1-3	.333	0-0	.000	1	5	6	3.3	1	1	1	0	0	7	5.0	
vs Central Michigan	11-24-17	*	34	5-11	.455	3-6	.500	2-5	.400	1	5	6	4.0	2	7	0	0	0	15	7.5	
vs Tulane	11-25-17	*	20	2-9	.222	0-2	.000	2-2	1.000	0	0	0	3.2	2	0	2	0	0	6	7.2	
SAN DIEGO	11-29-17	*	33	3-9	.333	0-4	.000	1-2	.500	1	4	5	3.5	3	3	1	0	1	7	7.2	
Totals			6	165	16-45	.356	6-22	.273	5-9	.556	4	17	21	3.5	13	27	15	1	3	43	7.2

Games played: 6
Minutes/game: 27.5
Points/game: 7.2
FG Pct: 35.6
3FG Pct: 27.3
FT Pct: 55.6

Rebounds/game: 3.5
Assists/game: 4.5
Turnovers/game: 2.5
Assist/turnover ratio: 1.8
Steals/game: 0.5
Blocks/game: 0.2

CAREER STATISTICS

Season	gp-gs	min/avg	Total		3-Point		F-Throws		Rebounds				Scoring							
			fg-fga	pct	fg-fga	pct	ft-fa	pct	off	def	tot	avg	pf	fo	ast	to	blk	stl	pts	avg
2013-14*	24-1	114/4.8	10-34	.294	3-14	.214	5-7	.714	1	10	11	0.5	17	0	13	6	1	2	28	1.2
2015-16	29-0	426/14.7	30-107	.280	23-71	.324	15-22	.682	13	42	55	1.9	23	0	37	26	2	11	98	3.4
2016-17	30-21	743/24.8	68-203	.335	36-100	.360	32-45	.711	22	75	97	3.2	44	0	72	58	1	13	204	6.8
2017-18	6-6	165/27.5	16-45	.356	6-22	.273	5-9	.556	4	17	21	3.5	13	0	27	15	1	3	43	7.2
TOTAL	65-27	1334/20.5	114-355	.321	65-193	.337	52-76	.684	39	134	173	2.7	80	0	136	99	4	27	345	5.3
All*	89-28	1448/16.3	124-389	.319	68-207	.329	57-83	.687	40	144	184	2.1	97	0	149	105	5	29	373	4.2

CAREER HIGHS

Points
7, at UC Davis (12-2-16)

Rebounds
3, Twice
Last: vs. San Diego Christian (11-14-16)

Assists
1, Twice, Last: vs. UNLV (1-18-17)

Steals
N/A

Blocks
1, at San Diego (11-20-16)

Field Goals
2, at UC Davis (12-2-16)

Field Goal Attempts
4, vs. San Diego Christian (11-14-16)

3-Point Field Goals
1, at UC Davis (12-2-16)

3-Point Field Goal Attempts
2, at UC Davis (12-2-16)

Free Throws
2, Twice, Last: at UC Davis (12-2-16)

Free Throw Attempts
2, Three times
Last: at UC Davis (12-2-16)

MISC. CAREER STATS

Double-figure scoring games: 0

Double-figure rebounding games: 0



#21 ABBY LOWE

Sophomore • 1L
5-11
Guard
Stockport, England
Barking Abbey Academy

Opponent	Date	gs	min	Total		3-Pointers		Free throws		Rebounds				pf	a	t/o	blk	stl	pts	avg
				fg-fga	pct	3fg-fga	pct	ft-fa	pct	off	def	tot	avg							
PRESBYTERIAN	11-10-17	dnp	-	-	-	-	-	-	-	-	-	-	-	-	-	-	-	-	-	-
CSUN	11-14-17	dnp	-	-	-	-	-	-	-	-	-	-	-	-	-	-	-	-	-	-
CAL STATE FULLERTON	11-18-17	dnp	-	-	-	-	-	-	-	-	-	-	-	-	-	-	-	-	-	-
vs Central Michigan	11-24-17	dnp	-	-	-	-	-	-	-	-	-	-	-	-	-	-	-	-	-	-
vs Tulane	11-25-17	12	2-3	.667	1-2	.500	0-2	.000	1	2	3	3.0	1	0	1	0	1	5	5.0	
SAN DIEGO	11-29-17	dnp	-	-	-	-	-	-	-	-	-	-	-	-	-	-	-	-	-	-
Totals		0	12	2-3	.667	1-2	.500	0-2	.000	1	2	3	3.0	1	0	1	0	1	5	5.0

Games played: 1
Minutes/game: 12.0
Points/game: 5.0
FG Pct: 66.7
3FG Pct: 50.0
FT Pct: 0.0

Rebounds/game: 3.0
Turnovers/game: 1.0
Steals/game: 1.0

CAREER STATISTICS

Season	gp-gs	min/avg	Total		3-Point		F-Throws		Rebounds				Scoring							
			fg-fga	pct	fg-fga	pct	ft-fa	pct	off	def	tot	avg	pf	fo	ast	to	blk	stl	pts	avg
2016-17	15-0	79/5.3	6-19	.316	1-6	.167	5-7	.714	5	5	10	0.7	12	0	2	8	1	0	18	1.2
2017-18	1-0	12/12.0	2-3	.667	1-2	.500	0-2	.000	1	2	3	3.0	1	0	0	1	0	1	5	5.0
TOTAL	16-0	91/5.7	8-22	.364	2-8	.250	5-9	.556	6	7	13	0.8	13	0	2	9	1	1	23	1.4

CAREER HIGHS

Points
21, vs. UNLV (1-18-17)

Rebounds
9, vs. New Mexico (3-3-17)

Assists
3, vs. UT Arlington (11-26-16)

Steals
4, vs. San José State (2-8-17)

Blocks
1, 17 times
Last: vs. Tulane (11-25-17)

Field Goals
7, UNLV (1-18-17)

Field Goal Attempts
15, vs. New Mexico (3-3-17)

3-Point Field Goals
7, vs. UNLV (1-18-17)

3-Point Field Goal Attempts
13, vs. UNLV (1-18-17)

Free Throws
5, vs. UC Santa Barbara (12-11-16)

Free Throw Attempts
5, vs. UC Santa Barbara (12-11-16)

MISC. CAREER STATS

Double-figure
scoring games: 25

Double-figure
rebounding games: 0



#22 LEXY THORDERSON

Senior • 3L

6-0

Guard

Castle Rock, Colo.

Rock Canyon High School

Opponent	Date	gs	min	Total		3-Pointers		Free throws		Rebounds				pf	a	t/o	blk	stl	pts	avg	
				fg-fga	pct	3fg-fga	pct	ft-fa	pct	off	def	tot	avg								
PRESBYTERIAN	11-10-17	*	20	4-7	.571	4-7	.571	0-0	.000	0	6	6	6.0	2	2	1	0	1	12	12.0	
CSUN	11-14-17	*	29	6-11	.545	5-10	.500	0-0	.000	0	6	6	6.0	1	1	0	0	2	17	14.5	
CAL STATE FULLERTON	11-18-17	*	24	2-8	.250	2-6	.333	0-0	.000	0	2	2	4.7	0	0	1	1	2	6	11.7	
vs Central Michigan	11-24-17	*	30	4-11	.364	4-10	.400	0-0	.000	1	2	3	4.3	2	0	1	0	0	12	11.8	
vs Tulane	11-25-17	*	15	3-6	.500	3-5	.600	0-0	.000	0	0	0	3.4	2	0	1	1	0	9	11.2	
SAN DIEGO	11-29-17	*	25	5-9	.556	5-8	.625	1-2	.500	1	0	1	3.0	4	0	1	0	1	16	12.0	
Totals			6	143	24-52	.462	23-46	.500	1-2	.500	2	16	18	3.0	11	3	5	2	6	72	12.0

Games played: 6
Minutes/game: 23.8
Points/game: 12.0
FG Pct: 46.2
3FG Pct: 50.0
FT Pct: 50.0

Rebounds/game: 3.0
Assists/game: 0.5
Turnovers/game: 0.8
Assist/turnover ratio: 0.6
Steals/game: 1.0
Blocks/game: 0.3

CAREER STATISTICS

Season	gp-gs	min/avg	Total		3-Point		F-Throws		Rebounds				Scoring							
			fg-fga	pct	fg-fga	pct	ft-fa	pct	off	def	tot	avg	pf	fo	ast	to	blk	stl	pts	avg
2014-15	30-0	226/7.5	20-70	.286	13-58	.224	4-4	1.000	7	12	19	0.6	15	0	8	18	1	3	57	1.9
2015-16	31-2	524/16.9	58-172	.337	40-124	.323	5-8	.625	16	51	67	2.2	33	0	4	9	8	10	161	5.2
2016-17	28-18	720/25.7	91-244	.373	66-192	.344	17-27	.630	21	56	77	2.8	51	2	22	16	9	24	265	9.5
2017-18	6-6	143/23.8	24-52	.462	23-46	.500	1-2	.500	2	16	18	3.0	11	0	3	5	2	6	72	12.0
TOTAL	95-26	1613/17.0	193-538	.359	142-420	.338	27-41	.659	46	135	181	1.9	110	2	37	48	20	43	555	5.8

CAREER HIGHS*

Points
6, vs. San Francisco State (1-29-15)*

Rebounds
5, vs. San Francisco State (1-29-15)*

Assists
1, vs. Chico State (2-21-15)

Steals
N/A

Blocks
N/A

Field Goals
2, vs. San Francisco State (1-29-15)

Field Goal Attempts
3, vs. San Francisco State (1-29-15)

3-Point Field Goals
N/A

3-Point Field Goal Attempts
2, vs. San Francisco State (11-14-14)

Free Throws
2, vs. San Francisco State (1-29-15)

Free Throw Attempts
5, vs. San Francisco State (1-29-15)

MISC. CAREER STATS

Double-figure
scoring games: 0

Double-figure
rebounding games: 0

* at CSU San Bernardino



#23 LOLI GOMEZ

Junior • TR

5-8

Guard

Huntington Beach, Calif.

Edison High School

Opponent	Date	gs	min	Total		3-Pointers		Free throws		Rebounds				pf	a	t/o	blk	stl	pts	avg
				fg-fga	pct	3fg-fga	pct	ft-fa	pct	off	def	tot	avg							
PRESBYTERIAN	11-10-17	dnp		-	-	-	-	-	-	-	-	-	-	-	-	-	-	-	-	-
CSUN	11-14-17	dnp		-	-	-	-	-	-	-	-	-	-	-	-	-	-	-	-	-
CAL STATE FULLERTON	11-18-17	dnp		-	-	-	-	-	-	-	-	-	-	-	-	-	-	-	-	-
vs Central Michigan	11-24-17	0		0-0	.000	0-0	.000	0-0	.000	0	0	0	0.0	0	0	0	0	0	0	0.0
vs Tulane	11-25-17	3		0-1	.000	0-0	.000	0-0	.000	0	0	0	0.0	0	0	1	0	0	0	0.0
SAN DIEGO	11-29-17	dnp		-	-	-	-	-	-	-	-	-	-	-	-	-	-	-	-	-
Totals		0	3	0-1	.000	0-0	.000	0-0	.000	0	0	0	0.0	0	0	1	0	0	0	0.0

Games played: 2
Minutes/game: 1.5
FG Pct: 0.0

Turnovers/game: 0.5

CAREER STATISTICS

Season	gp-gs	min/avg	Total		3-Point		F-Throws		Rebounds				Scoring							
			fg-fga	pct	fg-fga	pct	ft-fa	pct	off	def	tot	avg	pf	fo	ast	to	blk	stl	pts	avg
2014-15*	8-0	30/3.8	3-10	.300	0-5	.000	2-5	.400	3	5	8	1.0	4	0	2	1	0	0	8	1.0
2017-18	2-0	3/1.5	0-1	.000	0-0	.000	0-0	.000	0	0	0	0.0	0	0	0	1	0	0	0	0.0
TOTAL	2-0	3/1.5	0-1	.000	0-0	.000	0-0	.000	0	0	0	0.0	0	0	0	1	0	0	0	0.0
All*	10-0	33/3.3	3-11	.273	0-5	.000	2-5	.400	3	5	8	0.8	4	0	2	2	0	0	8	0.8

CAREER HIGHS

Points
N/A

Rebounds
2, vs. Presbyterian (11-10-17)

Assists
N/A, vs. Presbyterian (11-10-17)

Steals
N/A

Blocks
N/A

Field Goals
N/A

Field Goal Attempts
1, vs. Presbyterian (11-10-17)

3-Point Field Goals
N/A

3-Point Field Goal Attempts
N/A

Free Throws
N/A

Free Throw Attempts
N/A

MISC. CAREER STATS

Double-figure
scoring games: 0

Double-figure
rebounding games: 0



#24 KIARA EDWARDS

Freshman • HS

6-1

Forward

Surprise, Ariz.

Valley Vista High School

Opponent	Date	gs	min	Total		3-Pointers		Free throws		Rebounds				pf	a	t/o	blk	stl	pts	avg
				fg-fga	pct	3fg-fga	pct	ft-fa	pct	off	def	tot	avg							
PRESBYTERIAN	11-10-17	4		0-1	.000	0-0	.000	0-0	.000	0	2	2	2.0	0	0	0	0	0	0	0.0
CSUN	11-14-17	dnp		-	-	-	-	-	-	-	-	-	-	-	-	-	-	-	-	-
CAL STATE FULLERTON	11-18-17	dnp		-	-	-	-	-	-	-	-	-	-	-	-	-	-	-	-	-
vs Central Michigan	11-24-17	dnp		-	-	-	-	-	-	-	-	-	-	-	-	-	-	-	-	-
vs Tulane	11-25-17	8		1-5	.200	0-1	.000	0-0	.000	1	2	3	2.5	0	0	0	0	0	2	1.0
SAN DIEGO	11-29-17	dnp		-	-	-	-	-	-	-	-	-	-	-	-	-	-	-	-	-
Totals		0	12	1-6	.167	0-1	.000	0-0	.000	1	4	5	2.5	0	0	0	0	0	2	1.0

Games played: 2
Minutes/game: 6.0
Points/game: 1.0
FG Pct: 16.7
3FG Pct: 0.0

Rebounds/game: 2.5

CAREER STATISTICS

Season	gp-gs	min/avg	Total		3-Point		F-Throws		Rebounds				Scoring							
			fg-fga	pct	fg-fga	pct	ft-fa	pct	off	def	tot	avg	pf	fo	ast	to	blk	stl	pts	avg
2017-18	2-0	12/6.0	1-6	.167	0-1	.000	0-0	.000	1	4	5	2.5	0	0	0	0	0	0	2	1.0
TOTAL	2-0	12/6.0	1-6	.167	0-1	.000	0-0	.000	1	4	5	2.5	0	0	0	0	0	0	2	1.0

CAREER HIGHS

Points
19, vs. Sacramento State
(11-14-14)

Rebounds
11, vs. Sacramento State
(11-14-14)

Assists
5, vs. Sacramento State
(11-14-14)

Steals
2, Twice
Last at Air Force (2-13-16)

Blocks
2, at Air Force (2-13-16)

Field Goals
6, Three times
Last at Wyoming (12-30-15)

Field Goal Attempts
12, vs. Sacramento State
(11-14-14)

3-Point Field Goals
2, vs. UC Santa Barbara (12-11-16)

3-Point Field Goal Attempts
3, Twice
Last: vs. UC Santa Barbara (12-11-16)

Free Throws
7, vs. Sacramento State (1-14-14)

Free Throw Attempts
10, vs. Sacramento State
(11-14-14)

MISC. CAREER STATS

Double-figure
scoring games: 9

Double-figure
rebounding games: 1

Double-doubles: 1



#30 CHEYENNE GREENHOUSE

Senior • 3L

5-11

Guard

Riverside, Calif.

Canyon Springs High School

Opponent	Date	gs	min	Total		3-Pointers		Free throws		Rebounds				pf	a	t/o	blk	stl	pts	avg
				fg-fga	pct	3fg-fga	pct	ft-fa	pct	off	def	tot	avg							
PRESBYTERIAN	11-10-17	17	3-5	.600	0-0	.000	0-0	.000	1	3	4	4.0	0	4	0	0	1	6	6.0	
CSUN	11-14-17	10	0-3	.000	0-0	.000	0-0	.000	0	1	1	2.5	0	0	1	0	0	0	3.0	
CAL STATE FULLERTON	11-18-17	12	1-3	.333	0-1	.000	1-2	.500	2	1	3	2.7	0	0	0	0	1	3	3.0	
vs Central Michigan	11-24-17	20	2-5	.400	0-0	.000	0-0	.000	2	1	3	2.8	2	2	0	0	1	4	3.3	
vs Tulane	11-25-17	20	1-3	.333	0-0	.000	1-2	.500	2	3	5	3.2	0	1	2	0	0	3	3.2	
SAN DIEGO	11-29-17	16	1-2	.500	0-0	.000	0-0	.000	0	0	0	2.7	1	0	0	0	0	2	3.0	
Totals		0	95	8-21	.381	0-1	.000	2-4	.500	7	9	16	2.7	3	7	3	0	3	18	3.0

Games played: 6
Minutes/game: 15.8
Points/game: 3.0
FG Pct: 38.1
3FG Pct: 0.0
FT Pct: 50.0

Rebounds/game: 2.7
Assists/game: 1.2
Turnovers/game: 0.5
Assist/turnover ratio: 2.3
Steals/game: 0.5

CAREER STATISTICS

Season	gp-gs	min/avg	Total		3-Point		F-Throws		Rebounds				Scoring							
			fg-fga	pct	fg-fga	pct	ft-fa	pct	off	def	tot	avg	pf	fo	ast	to	blk	stl	pts	avg
2014-15	31-8	441/14.2	43-118	.364	1-4	.250	32-48	.667	40	47	87	2.8	23	0	21	35	1	8	119	3.8
2015-16	31-22	647/20.9	59-161	.366	2-9	.222	33-49	.673	53	47	100	3.2	35	0	17	30	6	9	153	4.9
2016-17	29-7	447/15.4	41-109	.376	3-17	.176	36-47	.766	29	28	57	2.0	26	1	9	22	0	6	121	4.2
2017-18	6-0	95/15.8	8-21	.381	0-1	.000	2-4	.500	7	9	16	2.7	3	0	7	3	0	3	18	3.0
TOTAL	97-37	1630/16.8	151-409	.369	6-31	.194	103-148	.696	129	131	260	2.7	87	1	54	90	7	26	411	4.2

CAREER HIGHS

Points
10, vs. San Diego Christian (11-14-16)

Rebounds
10, vs. San Diego Christian (11-14-16)

Assists
2, vs. Central Connecticut (11-27-16)

Steals
1, Six times
Last: vs. Utah State (2-15-17)

Blocks
3, vs. San Diego (11-29-17)

Field Goals
5, vs. San Diego Christian (11-14-16)

Field Goal Attempts
7, Twice
Last: vs. Presbyterian (11-10-17)

3-Point Field Goals
N/A

3-Point Field Goal Attempts
N/A

Free Throws
4, at San Diego (11-17-16)

Free Throw Attempts
4, Twice
Last: at San Diego (11-17-16)

MISC. CAREER STATS

Double-figure scoring games: 1

Double-figure rebounding games: 1

Double-Doubles: 1



#34 BAYLEE VANDERDOES

Sophomore • 1L

6-1

Forward

Auburn, Calif.

Placer High School

Opponent	Date	gs	min	Total		3-Pointers		Free throws		Rebounds				pf	a	t/o	blk	stl	pts	avg
				fg-fga	pct	3fg-fga	pct	ft-fa	pct	off	def	tot	avg							
PRESBYTERIAN	11-10-17		16	4-7	.571	0-0	.000	0-1	.000	2	3	5	5.0	0	1	0	1	0	8	8.0
CSUN	11-14-17		7	0-1	.000	0-0	.000	0-0	.000	1	0	1	3.0	4	0	0	0	0	0	4.0
CAL STATE FULLERTON	11-18-17		18	3-5	.600	0-0	.000	2-4	.500	3	0	3	3.0	3	0	0	1	0	8	5.3
vs Central Michigan	11-24-17		29	1-9	.111	0-0	.000	1-3	.333	11	2	13	5.5	3	0	1	0	1	3	4.8
vs Tulane	11-25-17		15	0-1	.000	0-0	.000	0-0	.000	1	1	2	4.8	1	0	0	0	2	0	3.8
SAN DIEGO	11-29-17		15	1-6	.167	0-0	.000	3-5	.600	2	1	3	4.5	0	0	1	3	0	5	4.0
Totals		0	100	9-29	.310	0-0	.000	6-13	.462	20	7	27	4.5	11	1	2	5	3	24	4.0

Games played: 6
Minutes/game: 16.7
Points/game: 4.0
FG Pct: 31.0
FT Pct: 46.2

Rebounds/game: 4.5
Assists/game: 0.2
Turnovers/game: 0.3
Assist/turnover ratio: 0.5
Steals/game: 0.5
Blocks/game: 0.8

CAREER STATISTICS

Season	gp-gs	min/avg	Total		3-Point		F-Throws		Rebounds				Scoring							
			fg-fga	pct	fg-fga	pct	ft-fa	pct	off	def	tot	avg	pf	fo	ast	to	blk	stl	pts	avg
2016-17	23-9	312/13.6	33-67	.493	0-0	.000	23-37	.622	17	44	61	2.7	43	1	8	20	3	6	89	3.9
2017-18	6-0	100/16.7	9-29	.310	0-0	.000	6-13	.462	20	7	27	4.5	11	0	1	2	5	3	24	4.0
TOTAL	29-9	412/14.2	42-96	.438	0-0	.000	29-50	.580	37	51	88	3.0	54	1	9	22	8	9	113	3.9

CAREER HIGHS

Points
8, vs. Biola (12-28-16)

Rebounds
5, at Cal State Fullerton (12-22-16)

Assists
2, vs. Central Connecticut (11-27-16)

Steals
2, vs. Biola (12-28-16)

Blocks
1, Three times
Last: vs. Nevada (1-4-17)

Field Goals
4, vs. Biola (12-28-16)

Field Goal Attempts
6, vs. Biola (12-28-16)

3-Point Field Goals
N/A

3-Point Field Goal Attempts
1, Three times
Last: vs. UT Arlington (11-26-16)

Free Throws
2, Twice, Last: at UNLV (2-18-17)

Free Throw Attempts
3, at Nevada (2-11-17)

MISC. CAREER STATS

Double-figure
scoring games: 0

Double-figure
rebounding games: 0



#40 MONIQUE TERRY

Sophomore • 1L

6-2

Forward

San Antonio, Texas

Brennan HS

Opponent	Date	gs	min	Total		3-Pointers		Free throws		Rebounds				pf	a	t/o	blk	stl	pts	avg	
				fg-fga	pct	3fg-fga	pct	ft-fa	pct	off	def	tot	avg								
PRESBYTERIAN	11-10-17		7	1-1	1.000	0-0	.000	0-0	.000	1	1	2	2.0	1	0	0	0	0	2	2.0	
CSUN	11-14-17		1	0-0	.000	0-0	.000	0-0	.000	0	0	0	1.0	0	0	0	0	0	0	1.0	
CAL STATE FULLERTON	11-18-17		2	0-0	.000	0-0	.000	0-0	.000	0	0	0	0.7	0	0	0	0	0	0	0.7	
vs Central Michigan	11-24-17		11	0-0	.000	0-0	.000	0-0	.000	1	0	1	0.8	2	0	0	0	0	0	0.5	
vs Tulane	11-25-17		8	1-1	1.000	0-0	.000	0-0	.000	0	1	1	0.8	2	0	0	0	0	2	0.8	
SAN DIEGO	11-29-17		3	0-0	.000	0-0	.000	0-0	.000	1	1	2	1.0	1	0	1	0	0	0	0.7	
Totals			0	32	2-2	1.000	0-0	.000	0-0	.000	3	3	6	1.0	6	0	1	0	0	4	0.7

Games played: 6
Minutes/game: 5.3
Points/game: 0.7
FG Pct: 100.0

Rebounds/game: 1.0
Turnovers/game: 0.2

CAREER STATISTICS

Season	gp-gs	min/avg	Total		3-Point		F-Throws		Rebounds				Scoring							
			fg-fga	pct	fg-fga	pct	ft-fa	pct	off	def	tot	avg	pf	fo	ast	to	blk	stl	pts	avg
2016-17	28-10	344/12.3	33-62	.532	0-3	.000	10-19	.526	19	38	57	2.0	38	0	3	16	3	7	76	2.7
2017-18	6-0	32/5.3	2-2	1.000	0-0	.000	0-0	.000	3	3	6	1.0	6	0	0	1	0	0	4	0.7
TOTAL	34-10	376/11.1	35-64	.547	0-3	.000	10-19	.526	22	41	63	1.9	44	0	3	17	3	7	80	2.4

CAREER HIGHS

Points
5, vs. San Diego Christian (11-14-16)

Rebounds
5, Twice
Last: vs. Cal State Fullerton (11-18-17)

Assists
N/A

Steals
N/A

Blocks
N/A

Field Goals
2, Four times
Last: vs. Presbyterian (11-10-17)

Field Goal Attempts
4, vs. San Diego Christian (11-14-16)

3-Point Field Goals
N/A

3-Point Field Goal Attempts
N/A

Free Throws
1, vs. San Diego Christian (11-14-16)

Free Throw Attempts
2, vs. San Diego Christian (11-14-16)

MISC. CAREER STATS

Double-figure
scoring games: 0

Double-figure
rebounding games: 0



#45 NAOMI EKWEDIKE

Sophomore • SQ

6-6

Center

Lagos, Nigeria

Potter's House Christian Academy

Opponent	Date	gs	min	Total		3-Pointers		Free throws		Rebounds				pf	a	t/o	blk	stl	pts	avg
				fg-fga	pct	3fg-fga	pct	ft-fa	pct	off	def	tot	avg							
PRESBYTERIAN	11-10-17	7		2-2	1.000	0-0	.000	0-0	.000	0	1	1	1.0	1	0	2	0	0	4	4.0
CSUN	11-14-17	8		0-0	.000	0-0	.000	0-0	.000	1	4	5	3.0	1	0	0	0	0	0	2.0
CAL STATE FULLERTON	11-18-17	8		0-1	.000	0-0	.000	0-0	.000	2	3	5	3.7	2	0	1	0	0	0	1.3
vs Central Michigan	11-24-17	dnp		-	-	-	-	-	-	-	-	-	-	-	-	-	-	-	-	-
vs Tulane	11-25-17	9		2-5	.400	0-0	.000	0-0	.000	2	1	3	3.5	0	1	1	0	0	4	2.0
SAN DIEGO	11-29-17	7		0-0	.000	0-0	.000	0-0	.000	0	1	1	3.0	1	1	0	0	0	0	1.6
Totals		0	39	4-8	.500	0-0	.000	0-0	.000	5	10	15	3.0	5	2	4	0	0	8	1.6

Games played: 5
Minutes/game: 7.8
Points/game: 1.6
FG Pct: 50.0

Rebounds/game: 3.0
Assists/game: 0.4
Turnovers/game: 0.8
Assist/turnover ratio: 0.5

CAREER STATISTICS

Season	gp-gs	min/avg	Total		3-Point		F-Throws		Rebounds				Scoring							
			fg-fga	pct	fg-fga	pct	ft-fa	pct	off	def	tot	avg	pf	fo	ast	to	blk	stl	pts	avg
2016-17	9-0	63/7.0	8-19	.421	0-0	.000	1-3	.333	5	6	11	1.2	10	0	0	13	0	0	17	1.9
2017-18	5-0	39/7.8	4-8	.500	0-0	.000	0-0	.000	5	10	15	3.0	5	0	2	4	0	0	8	1.6
TOTAL	14-0	102/7.3	12-27	.444	0-0	.000	1-3	.333	10	16	26	1.9	15	0	2	17	0	0	25	1.8

Overall record: 4-2 Conf: 0-0 Home: 4-0 Away: 0-0 Neutral: 0-2

#	Player	gp-gs	min	avg	Total		3-Point		F-Throw		Rebounds				pf	dq	a	to	blk	stl	pts	avg
					fg-fga	fg%	3fg-fga	3fg%	ft-fta	ft%	off	def	tot	avg								
15	FORT, McKynzie	6-6	186	31.0	38-81	.469	4-8	.500	16-22	.727	10	21	31	5.2	7	0	23	13	1	8	96	16.0
22	THORDERSON, Lexy	6-6	143	23.8	24-52	.462	23-46	.500	1-2	.500	2	16	18	3.0	11	0	3	5	2	6	72	12.0
10	MURRAY, Naje	6-0	95	15.8	16-45	.356	12-32	.375	8-8	1.000	1	8	9	1.5	10	0	2	7	0	2	52	8.7
20	GOMEZ, Geena	6-6	165	27.5	16-45	.356	6-22	.273	5-9	.556	4	17	21	3.5	13	0	27	15	1	3	43	7.2
21	LOWE, Abby	1-0	12	12.0	2-3	.667	1-2	.500	0-2	.000	1	2	3	3.0	1	0	0	1	0	1	5	5.0
34	VANDERDOES, Bayle	6-0	100	16.7	9-29	.310	0-0	.000	6-13	.462	20	7	27	4.5	11	0	1	2	5	3	24	4.0
05	ADAMS, Te'a	6-0	62	10.3	7-33	.212	1-12	.083	6-10	.600	2	6	8	1.3	6	0	8	6	1	7	21	3.5
01	LARK, Khalia	6-6	136	22.7	6-34	.176	4-16	.250	4-6	.667	10	22	32	5.3	10	0	5	14	2	7	20	3.3
30	GREENHOUSE, Chey	6-0	95	15.8	8-21	.381	0-1	.000	2-4	.500	7	9	16	2.7	3	0	7	3	0	3	18	3.0
03	BOJORQUEZ, Jenay	5-0	57	11.4	5-17	.294	1-1	1.000	2-3	.667	1	6	7	1.4	7	0	3	6	0	2	13	2.6
11	GOMEZ, Arantxa	6-6	79	13.2	7-13	.538	0-0	.000	0-0	.000	8	9	17	2.8	9	0	0	3	4	0	14	2.3
45	EKWEDIKE, Naomi	5-0	39	7.8	4-8	.500	0-0	.000	0-0	.000	5	10	15	3.0	5	0	2	4	0	0	8	1.6
24	EDWARDS, Kiara	2-0	12	6.0	1-6	.167	0-1	.000	0-0	.000	1	4	5	2.5	0	0	0	0	0	0	2	1.0
40	TERRY, Monique	6-0	32	5.3	2-2	1.000	0-0	.000	0-0	.000	3	3	6	1.0	6	0	0	1	0	0	4	0.7
00	VILLA, Kennedy	2-0	7	3.5	0-0	.000	0-0	.000	1-2	.500	0	2	2	1.0	1	0	1	0	0	0	1	0.5
23	GOMEZ, Loli	2-0	3	1.5	0-1	.000	0-0	.000	0-0	.000	0	0	0	0.0	0	0	0	1	0	0	0	0.0
Team											10	13	23				3					
Total.....		6	1223		145-390	.372	52-141	.369	51-81	.630	85	155	240	40.0	100	0	82	84	16	42	393	65.5
Opponents.....		6	1225		154-371	.415	48-153	.314	48-70	.686	65	168	233	38.8	87	-	108	87	16	33	404	67.3

TEAM STATISTICS	SDSU	OPP	Date	Opponent	Score	Att.
SCORING	393	404	11-10-17	PRESBYTERIAN	w 77-50	464
Points per game	65.5	67.3	11-14-17	CSUN	w 58-55	366
Scoring margin	-1.8	-	11-18-17	CAL STATE FULLERTON	w 59-58	1108
FIELD GOALS-ATT	145-390	154-371	^ 11-24-17	vs Central Michigan	Lot 76-85	0
Field goal pct	.372	.415	^ 11-25-17	vs Tulane	L 46-80	0
3 POINT FG-ATT	52-141	48-153	11-29-17	SAN DIEGO	w 77-76	790
3-point FG pct	.369	.314	^ = Junkanoo Jam - Bimini, Bahamas			
3-pt FG made per game	8.7	8.0	* = Mountain West game			
FREE THROWS-ATT	51-81	48-70				
Free throw pct	.630	.686				
F-Throws made per game	8.5	8.0				
REBOUNDS	240	233				
Rebounds per game	40.0	38.8				
Rebounding margin	+1.2	-				
ASSISTS	82	108				
Assists per game	13.7	18.0				
TURNOVERS	84	87				
Turnovers per game	14.0	14.5				
Turnover margin	+0.5	-				
Assist/turnover ratio	1.0	1.2				
STEALS	42	33				
Steals per game	7.0	5.5				
BLOCKS	16	16				
Blocks per game	2.7	2.7				
ATTENDANCE	2728	0				
Home games-Avg/Game	4-682	0-0				
Neutral site-Avg/Game	-	2-0				

Score by Periods	1st	2nd	3rd	4th	OT	Totals
San Diego State	87	114	90	99	3	393
Opponents	106	81	105	100	12	404

Home games

RECORD:	OVERALL	HOME	AWAY	NEUTRAL
ALL GAMES	4-0	4-0	0-0	0-0
CONFERENCE	0-0	0-0	0-0	0-0
NON-CONFERENCE	4-0	4-0	0-0	0-0

#	Player	gp-gs	min	Total		3-Point		F-Throw		Rebounds				pf	dq	a	to	blk	stl	pts	avg	
				avg	fg-fga	fg%	3fg-fga	3fg%	ft-fa	ft%	off	def	tot									avg
15	FORT, McKynzie	4-4	127	31.8	28-57	.491	4-7	.571	13-18	.722	9	16	25	6.3	3	0	17	9	1	6	73	18.3
22	THORDERSON, Lexy	4-4	98	24.5	17-35	.486	16-31	.516	1-2	.500	1	14	15	3.8	7	0	3	3	1	6	51	12.8
10	MURRAY, Naje	4-0	55	13.8	14-30	.467	10-21	.476	2-2	1.000	1	6	7	1.8	7	0	2	6	0	2	40	10.0
20	GOMEZ, Geena	4-4	111	27.8	9-25	.360	3-14	.214	1-2	.500	3	12	15	3.8	9	0	20	13	1	3	22	5.5
34	VANDERDOES, Bayle	4-0	56	14.0	8-19	.421	0-0	.000	5-10	.500	8	4	12	3.0	7	0	1	1	5	0	21	5.3
01	LARK, Khalia	4-4	100	25.0	5-26	.192	4-12	.333	2-4	.500	8	19	27	6.8	6	0	4	11	2	5	16	4.0
11	GOMEZ, Arantxa	4-4	65	16.3	7-12	.583	0-0	.000	0-0	.000	6	7	13	3.3	7	0	0	2	4	0	14	3.5
30	GREENHOUSE, Chey	4-0	55	13.8	5-13	.385	0-1	.000	1-2	.500	3	5	8	2.0	1	0	4	1	0	2	11	2.8
05	ADAMS, Te'a	4-0	44	11.0	4-22	.182	0-8	.000	3-5	.600	0	5	5	1.3	5	0	7	5	1	4	11	2.8
03	BOJORQUEZ, Jenay	3-0	38	12.7	2-8	.250	1-1	1.000	0-0	.000	0	5	5	1.7	6	0	2	3	0	1	5	1.7
45	EKWEDIKE, Naomi	4-0	30	7.5	2-3	.667	0-0	.000	0-0	.000	3	9	12	3.0	5	0	1	3	0	0	4	1.0
00	VILLA, Kennedy	1-0	4	4.0	0-0	.000	0-0	.000	1-2	.500	0	0	0	0.0	0	0	1	0	0	0	1	1.0
40	TERRY, Monique	4-0	13	3.3	1-1	1.000	0-0	.000	0-0	.000	2	2	4	1.0	2	0	0	1	0	0	2	0.5
24	EDWARDS, Kiara	1-0	4	4.0	0-1	.000	0-0	.000	0-0	.000	0	2	2	2.0	0	0	0	0	0	0	0	0.0
Team											7	7	14				3					
Total.....		4	800		102-252	.405	38-95	.400	29-47	.617	51	113	164	41.0	65	0	62	61	15	29	271	67.8
Opponents.....		4	800		92-242	.380	23-96	.240	32-47	.681	40	101	141	35.2	54	-	67	59	12	29	239	59.8

Score by Periods	1st	2nd	3rd	4th	Totals
San Diego State	66	70	68	67	271
Opponents	54	53	64	68	239

Away/Neutral Games

RECORD:	OVERALL	HOME	AWAY	NEUTRAL
ALL GAMES	0-2	0-0	0-0	0-2
CONFERENCE	0-0	0-0	0-0	0-0
NON-CONFERENCE	0-2	0-0	0-0	0-2

#	Player	gp-gs	min	Total		3-Point		F-Throw		Rebounds				pf	dq	a	to	blk	stl	pts	avg	
				avg	fg-fga	fg%	3fg-fga	3fg%	ft-fa	ft%	off	def	tot									avg
00	VILLA, Kennedy	1-0	3	3.0	0-0	.000	0-0	.000	0-0	.000	0	2	2	2.0	1	0	0	0	0	0	0	0.0
01	LARK, Khalia	2-2	36	18.0	1-8	.125	0-4	.000	2-2	1.000	2	3	5	2.5	4	0	1	3	0	2	4	2.0
03	BOJORQUEZ, Jenay	2-0	19	9.5	3-9	.333	0-0	.000	2-3	.667	1	1	2	1.0	1	0	1	3	0	1	8	4.0
05	ADAMS, Te'a	2-0	18	9.0	3-11	.273	1-4	.250	3-5	.600	2	1	3	1.5	1	0	1	1	0	3	10	5.0
10	MURRAY, Naje	2-0	40	20.0	2-15	.133	2-11	.182	6-6	1.000	0	2	2	1.0	3	0	0	1	0	0	12	6.0
11	GOMEZ, Arantxa	2-2	14	7.0	0-1	.000	0-0	.000	0-0	.000	2	2	4	2.0	2	0	0	1	0	0	0	0.0
15	FORT, McKynzie	2-2	59	29.5	10-24	.417	0-1	.000	3-4	.750	1	5	6	3.0	4	0	6	4	0	2	23	11.5
20	GOMEZ, Geena	2-2	54	27.0	7-20	.350	3-8	.375	4-7	.571	1	5	6	3.0	4	0	7	2	0	0	21	10.5
21	LOWE, Abby	1-0	12	12.0	2-3	.667	1-2	.500	0-2	.000	1	2	3	3.0	1	0	0	1	0	1	5	5.0
22	THORDERSON, Lexy	2-2	45	22.5	7-17	.412	7-15	.467	0-0	.000	1	2	3	1.5	4	0	0	2	1	0	21	10.5
23	GOMEZ, Loli	2-0	3	1.5	0-1	.000	0-0	.000	0-0	.000	0	0	0	0.0	0	0	0	1	0	0	0	0.0
24	EDWARDS, Kiara	1-0	8	8.0	1-5	.200	0-1	.000	0-0	.000	1	2	3	3.0	0	0	0	0	0	0	2	2.0
30	GREENHOUSE, Chey	2-0	40	20.0	3-8	.375	0-0	.000	1-2	.500	4	4	8	4.0	2	0	3	2	0	1	7	3.5
34	VANDERDOES, Bayle	2-0	44	22.0	1-10	.100	0-0	.000	1-3	.333	12	3	15	7.5	4	0	0	1	0	3	3	1.5
40	TERRY, Monique	2-0	19	9.5	1-1	1.000	0-0	.000	0-0	.000	1	1	2	1.0	4	0	0	0	0	0	2	1.0
45	EKWEDIKE, Naomi	1-0	9	9.0	2-5	.400	0-0	.000	0-0	.000	2	1	3	3.0	0	0	1	1	0	0	4	4.0
Team											3	6	9									
Total.....		2	423		43-138	.312	14-46	.304	22-34	.647	34	42	76	38.0	35	0	20	23	1	13	122	61.0
Opponents.....		2	425		62-129	.481	25-57	.439	16-23	.696	25	67	92	46.0	33	-	41	28	4	4	165	82.5

Games won

RECORD:	OVERALL	HOME	AWAY	NEUTRAL
ALL GAMES	4-0	4-0	0-0	0-0
CONFERENCE	0-0	0-0	0-0	0-0
NON-CONFERENCE	4-0	4-0	0-0	0-0

#	Player	gp-gs	min	Total		3-Point		F-Throw		Rebounds				pf	dq	a	to	blk	stl	pts	
				avg	fg-fga	fg%	3fg-fga	3fg%	ft-fa	ft%	off	def	tot								avg
15	FORT, McKynzie	4-4	127	31.8	28-57	.491	4-7	.571	13-18	.722	9	16	25	6.3	3	0	17	9	1	6	73
22	THORDERSON, Lexy	4-4	98	24.5	17-35	.486	16-31	.516	1-2	.500	1	14	15	3.8	7	0	3	3	1	6	51
10	MURRAY, Najee	4-0	55	13.8	14-30	.467	10-21	.476	2-2	1.000	1	6	7	1.8	7	0	2	6	0	2	40
20	GOMEZ, Geena	4-4	111	27.8	9-25	.360	3-14	.214	1-2	.500	3	12	15	3.8	9	0	20	13	1	3	22
34	VANDERDOES, Bayle	4-0	56	14.0	8-19	.421	0-0	.000	5-10	.500	8	4	12	3.0	7	0	1	1	5	0	21
01	LARK, Khalia	4-4	100	25.0	5-26	.192	4-12	.333	2-4	.500	8	19	27	6.8	6	0	4	11	2	5	16
11	GOMEZ, Arantxa	4-4	65	16.3	7-12	.583	0-0	.000	0-0	.000	6	7	13	3.3	7	0	0	2	4	0	14
30	GREENHOUSE, Chey	4-0	55	13.8	5-13	.385	0-1	.000	1-2	.500	3	5	8	2.0	1	0	4	1	0	2	11
05	ADAMS, Te'a	4-0	44	11.0	4-22	.182	0-8	.000	3-5	.600	0	5	5	1.3	5	0	7	5	1	4	11
03	BOJORQUEZ, Jenay	3-0	38	12.7	2-8	.250	1-1	1.000	0-0	.000	0	5	5	1.7	6	0	2	3	0	1	5
45	EKWEDIKE, Naomi	4-0	30	7.5	2-3	.667	0-0	.000	0-0	.000	3	9	12	3.0	5	0	1	3	0	0	4
00	VILLA, Kennedi	1-0	4	4.0	0-0	.000	0-0	.000	1-2	.500	0	0	0	0.0	0	0	1	0	0	0	1
40	TERRY, Monique	4-0	13	3.3	1-1	1.000	0-0	.000	0-0	.000	2	2	4	1.0	2	0	0	1	0	0	2
24	EDWARDS, Kiara	1-0	4	4.0	0-1	.000	0-0	.000	0-0	.000	0	2	2	2.0	0	0	0	0	0	0	0
Team											7	7	14				3				
Total.....		4	800		102-252	.405	38-95	.400	29-47	.617	51	113	164	41.0	65	0	62	61	15	29	271
Opponents.....		4	800		92-242	.380	23-96	.240	32-47	.681	40	101	141	35.2	54	-	67	59	12	29	239

Score by Periods	1st	2nd	3rd	4th	Totals
San Diego State	66	70	68	67	271
Opponents	54	53	64	68	239

Games lost

RECORD:	OVERALL	HOME	AWAY	NEUTRAL
ALL GAMES	0-2	0-0	0-0	0-2
CONFERENCE	0-0	0-0	0-0	0-0
NON-CONFERENCE	0-2	0-0	0-0	0-2

#	Player	gp-gs	min	Total		3-Point		F-Throw		Rebounds				pf	dq	a	to	blk	stl	pts	avg
				avg	fg-fga	fg%	3fg-fga	3fg%	ft-fa	ft%	off	def	tot								
00	VILLA, Kennedi	1-0	3	3.0	0-0	.000	0-0	.000	0-0	.000	0	2	2	2.0	1	0	0	0	0	0	0.0
01	LARK, Khalia	2-2	36	18.0	1-8	.125	0-4	.000	2-2	1.000	2	3	5	2.5	4	0	1	3	0	2	4
03	BOJORQUEZ, Jenay	2-0	19	9.5	3-9	.333	0-0	.000	2-3	.667	1	1	2	1.0	1	0	1	3	0	1	8
05	ADAMS, Te'a	2-0	18	9.0	3-11	.273	1-4	.250	3-5	.600	2	1	3	1.5	1	0	1	1	0	3	10
10	MURRAY, Najee	2-0	40	20.0	2-15	.133	2-11	.182	6-6	1.000	0	2	2	1.0	3	0	0	1	0	0	12
11	GOMEZ, Arantxa	2-2	14	7.0	0-1	.000	0-0	.000	0-0	.000	2	2	4	2.0	2	0	0	1	0	0	0.0
15	FORT, McKynzie	2-2	59	29.5	10-24	.417	0-1	.000	3-4	.750	1	5	6	3.0	4	0	6	4	0	2	11.5
20	GOMEZ, Geena	2-2	54	27.0	7-20	.350	3-8	.375	4-7	.571	1	5	6	3.0	4	0	7	2	0	0	21
21	LOWE, Abby	1-0	12	12.0	2-3	.667	1-2	.500	0-2	.000	1	2	3	3.0	1	0	0	1	0	1	5
22	THORDERSON, Lexy	2-2	45	22.5	7-17	.412	7-15	.467	0-0	.000	1	2	3	1.5	4	0	0	2	1	0	10.5
23	GOMEZ, Loli	2-0	3	1.5	0-1	.000	0-0	.000	0-0	.000	0	0	0	0.0	0	0	0	1	0	0	0.0
24	EDWARDS, Kiara	1-0	8	8.0	1-5	.200	0-1	.000	0-0	.000	1	2	3	3.0	0	0	0	0	0	0	2
30	GREENHOUSE, Chey	2-0	40	20.0	3-8	.375	0-0	.000	1-2	.500	4	4	8	4.0	2	0	3	2	0	1	7
34	VANDERDOES, Bayle	2-0	44	22.0	1-10	.100	0-0	.000	1-3	.333	12	3	15	7.5	4	0	0	1	0	3	3
40	TERRY, Monique	2-0	19	9.5	1-1	1.000	0-0	.000	0-0	.000	1	1	2	1.0	4	0	0	0	0	0	2
45	EKWEDIKE, Naomi	1-0	9	9.0	2-5	.400	0-0	.000	0-0	.000	2	1	3	3.0	0	0	1	1	0	0	4
Team											3	6	9								
Total.....		2	423		43-138	.312	14-46	.304	22-34	.647	34	42	76	38.0	35	0	20	23	1	13	122
Opponents.....		2	425		62-129	.481	25-57	.439	16-23	.696	25	67	92	46.0	33	-	41	28	4	4	165

2017-18 STATISTICS - TEAM GAME-BY-GAME

Opponent	Date	Score		Total		3-Pointers		Free throws		Rebounds				pf	a	t/o	blk	stl	pts	a
				fg-fga	pct	3fg-fga	pct	ft-fta	pct	off	def	tot	avg							
PRESBYTERIAN	11-10-17	77-50	W	30-60	.500	12-26	.462	5-7	.714	9	36	45	45.0	13	22	18	2	7	77	77
CSUN	11-14-17	58-55	W	21-64	.328	11-29	.379	5-7	.714	11	28	39	42.0	17	15	17	5	10	58	67
CAL STATE FULLERTON	11-18-17	59-58	W	23-61	.377	8-22	.364	5-9	.556	15	27	42	42.0	18	9	14	4	7	59	64
vs Central Michigan	11-24-17	76-85	Lot	26-82	.317	9-30	.300	15-21	.714	21	19	40	41.5	20	13	4	0	6	76	67
vs Tulane	11-25-17	46-80	L	17-56	.304	5-16	.313	7-13	.538	13	23	36	40.4	15	7	19	1	7	46	63
SAN DIEGO	11-29-17	77-76	W	28-67	.418	7-18	.389	14-24	.583	16	22	38	40.0	17	16	12	4	5	77	65
San Diego State		393		145-390	.372	52-141	.369	51-81	.630	85	155	240	40.0	100	82	84	16	42	393	65
Opponents		404		154-371	.415	48-153	.314	48-70	.686	65	168	233	38.8	87	108	87	16	33	404	67

Games played: 6
 Points/game: 65.5
 FG Pct: 37.2
 3FG Pct: 36.9
 FT Pct: 63.0

Rebounds/game: 40.0
 Assists/game: 13.7
 Turnovers/game: 14.0
 Assist/turnover ratio: 1.0
 Steals/game: 7.0
 Blocks/game: 2.7

► 2017-18 AZTEC GAME-BY-GAME POINTS-REBOUNDS-ASSISTS

Opponent	0 Kennedi Villa	1 Khalia Lark	3 Jenay Bojorquez	5 Te'a Adams	10 Najé Murray	11 Arantxa Gómez	15 McKynzie Fort	20 Geena Gomez	21 Abby Lowe	22 Lexy Thorderson	23 Loli Gomez	24 Kiara Edwards	30 Cheyenne Greenhouse	34 Baylee Vanderdoes	40 Monique Terry	45 Naomi Ekwedike
Presbyterian	1-0-1	0-4-1	0-3-2	4-0-2	14-3-1	4-3-0	16-7-2	6-2-6	DNP	12-6-2	DNP	0-2-0	6-4-4	8-5-1	2-2-0	4-1-0
CSUN	DNP	13-9-1	3-1-0	0-0-0	5-0-0	2-5-0	16-6-3	2-2-10	DNP	17-6-1	DNP	DNP	0-1-0	0-1-0	0-0-0	0-5-0
Cal State Fullerton	DNP	3-10-1	2-1-0	2-1-3	11-0-0	0-2-0	17-6-4	7-6-1	DNP	6-2-0	DNP	DNP	3-3-0	8-3-0	0-0-0	0-5-0
Central Michigan	DNP	2-4-0	2-0-0	5-1-1	12-0-0	0-1-0	21-3-3	15-6-7	DNP	12-3-0	0-0-0	DNP	4-3-2	3-13-0	0-1-0	DNP
Tulane	0-2-0	2-1-1	6-2-1	5-2-0	0-2-0	0-3-0	2-3-3	6-0-0	5-3-0	9-0-0	0-0-0	2-3-0	3-5-1	0-2-0	2-1-0	4-3-1
San Diego	DNP	0-4-1	DNP	5-4-2	10-4-1	8-3-0	24-6-8	7-5-3	DNP	16-1-0	DNP	DNP	2-0-0	5-3-0	0-2-0	0-1-1

DNP - Did Not Play

2017-18 AZTEC GAME-BY-GAME STARTERS

Game	Forward	Forward/Guard	Guard	Guard	Guard
vs. Presbyterian (W)	Gómez Ferrer	Lark	Fort	Gomez	Thorderson
vs. CSUN (W)	Gómez Ferrer	Lark	Fort	Gomez	Thorderson
vs. Cal State Fullerton (W)	Gómez Ferrer	Lark	Fort	Gomez	Thorderson
vs. Central Michigan (L)	Gómez Ferrer	Lark	Fort	Gomez	Thorderson
vs. Tulane (L)	Gómez Ferrer	Lark	Fort	Gomez	Thorderson
vs. San Diego (W)	Gómez Ferrer	Lark	Fort	Gomez	Thorderson

Lineup Records

Gómez Ferrer-Lark-Fort-Gomez-Thorderson 4-2

Aztec Team Highs

POINTS	77	San Diego (11-29-17) Presbyterian (11-10-17)
FIELD GOALS MADE	30	Presbyterian (11-10-17)
FIELD GOAL ATTEMPTS	82	Central Michigan (11-24-17)
FIELD GOAL PERCENTAGE	.500 (30-60)	Presbyterian (11-10-17)
3 PT FIELD GOALS MADE	12	Presbyterian (11-10-17)
3 PT FG ATTEMPTS	30	Central Michigan (11-24-17)
3 PT FG PERCENTAGE	.462 (12-26)	Presbyterian (11-10-17)
FREE THROWS MADE	15	Central Michigan (11-24-17)
FREE THROW ATTEMPTS	24	San Diego (11-29-17)
FREE THROW PERCENTAGE	.714 (15-21) (5-7)	Central Michigan (11-24-17), CSUN (11-14-17), Presbyterian (11-10-17)
REBOUNDS	45	Presbyterian (11-10-17)
ASSISTS	22	Presbyterian (11-10-17)
STEALS	10	CSUN (11-14-17)
BLOCKED SHOTS	5	CSUN (11-14-17)
TURNOVERS	19	Tulane (11-25-17)
FOULS	20	Central Michigan (11-24-17)

Aztec Team Lows

POINTS	46	Tulane (11-25-17)
FIELD GOALS MADE	17	Tulane (11-25-17)
FIELD GOAL ATTEMPTS	56	Tulane (11-25-17)
FIELD GOAL PERCENTAGE	.304 (17-56)	Tulane (11-25-17)
3 PT FIELD GOALS MADE	5	Tulane (11-25-17)
3 PT FG ATTEMPTS	16	Tulane (11-25-17)
3 PT FG PERCENTAGE	.300 (9-30)	Central Michigan (11-24-17)
FREE THROWS MADE	5	Presbyterian (11-10-17)
FREE THROW ATTEMPTS	7	Presbyterian (11-10-17)
FREE THROW PERCENTAGE	.538 (7-13)	Tulane (11-25-17)
REBOUNDS	36	Tulane (11-25-17)
ASSISTS	9	Cal State Fullerton (11-18-17)
STEALS	6	Central Michigan (11-24-17)
BLOCKED SHOTS	0	Central Michigan (11-24-17)
TURNOVERS	4	Central Michigan (11-24-17)
FOULS	13	Presbyterian (11-10-17)

Aztec Scoring

First Half High	42	Presbyterian (11-10-17)
First Quarter High	19	Cal State Fullerton (11-18-17)
Second Quarter High	27	Central Michigan (11-24-17)
Second Half High	42	San Diego (11-29-17)
Third Quarter High	23	CSUN (11-14-17)
Fourth Quarter High	25	San Diego (11-29-17)
First Half Low	27	Tulane (11-25-17)
First Quarter Low	10	Tulane (11-25-17)
Second Quarter Low	9	Cal State Fullerton (11-18-17)
Second Half Low	19	Tulane (11-25-17)
Third Quarter Low	5	Tulane (11-25-17)
Fourth Quarter Low	4	CSUN (11-14-17)
Largest Halftime Lead	15 (42-27)	Presbyterian (11-10-17)
Largest Halftime Deficit	16 (27-43)	Tulane (11-25-17)
Largest Lead	31 (71-40)	Presbyterian (11-10-17)
Largest Deficit	36 (27-63)	Tulane (11-25-17)
Largest Deficit in a Win	7 (40-47)	Cal State Fullerton (11-18-17)
Largest Lead in a Loss	7 (70-63)	Central Michigan (11-24-17)

Opponent Team Highs

POINTS	85	Central Michigan (11-24-17)
FIELD GOALS MADE	31	Tulane (11-25-17) Central Michigan (11-24-17)
FIELD GOAL ATTEMPTS	67	Central Michigan (11-24-17)
FIELD GOAL PERCENTAGE	.500 (31-62)	Tulane (11-25-17)
3 PT FIELD GOALS MADE	15	Tulane (11-25-17)
3 PT FG ATTEMPTS	32	CSUN (11-14-17)
3 PT FG PERCENTAGE	.556 (15-27)	Tulane (11-25-17)
FREE THROWS MADE	13	San Diego (11-29-17) Central Michigan (11-24-17)
FREE THROW ATTEMPTS	18	Central Michigan (11-24-17)
FREE THROW PERCENTAGE	.800 (8-10)	CSUN (11-14-17)
REBOUNDS	54	Central Michigan (11-24-17)
ASSISTS	22	San Diego (11-29-17)
STEALS	12	Presbyterian (11-10-17)
BLOCKED SHOTS	5	CSUN (11-14-17)
TURNOVERS	17	CSUN (11-14-17)
FOULS	23	San Diego (11-29-17)

Opponent Team Lows

POINTS	50	Presbyterian (11-10-17)
FIELD GOALS MADE	20	CSUN (11-14-17)
FIELD GOAL ATTEMPTS	57	Cal State Fullerton (11-18-17)
FIELD GOAL PERCENTAGE	.328 (20-61)	CSUN (11-14-17)
3 PT FIELD GOALS MADE	4	Presbyterian (11-10-17)
3 PT FG ATTEMPTS	12	San Diego (11-29-17)
3 PT FG PERCENTAGE	.129 (4-31)	Presbyterian (11-10-17)
FREE THROWS MADE	4	Presbyterian (11-10-17)
FREE THROW ATTEMPTS	8	Presbyterian (11-10-17)
FREE THROW PERCENTAGE	.500 (4-8)	Presbyterian (11-10-17)
REBOUNDS	26	Presbyterian (11-10-17)
ASSISTS	12	Presbyterian (11-10-17)
STEALS	4	CSUN (11-14-17)
BLOCKED SHOTS	1	Presbyterian (11-10-17)
TURNOVERS	12	Tulane (11-25-17)
FOULS	7	Tulane (11-18-17)

Opponent Scoring

First Half High	43	Tulane (11-25-17)
First Quarter High	32	Tulane (11-25-17)
Second Quarter High	17	San Diego (11-29-17) 17 Central Michigan (11-24-17) 17 Presbyterian (11-10-17)
Second Half High	42	San Diego (11-29-17)
Third Quarter High	20	Tulane (11-25-17)
Fourth Quarter High	25	San Diego (11-29-17)
First Half Low	22	CSUN (11-14-17)
First Quarter Low	10	Presbyterian (11-10-17)
Second Quarter Low	9	CSUN (11-14-17)
Second Half Low	23	Presbyterian (11-10-17)
Third Quarter Low	12	Presbyterian (11-10-17)
Fourth Quarter Low	11	Presbyterian (11-10-17)
Largest Halftime Lead	16 (43-27)	Tulane (11-25-17)
Largest Halftime Deficit	15 (27-42)	Presbyterian (11-10-17)
Largest Lead	36 (63-27)	Tulane (11-25-17)
Largest Deficit	31 (40-71)	Presbyterian (11-10-17)
Largest Deficit in a Win	7 (63-70)	Central Michigan (11-24-17)
Largest Lead in a Loss	7 (40-47)	Cal State Fullerton (11-18-17)

Aztec Individual Highs

Points

24, McKynzie Fort vs. San Diego (11-29-17)

Field Goals Made

10, McKynzie Fort vs. San Diego (11-29-17)

Field Goals Attempted

19, McKynzie Fort vs. Central Michigan (11-24-17)

Field Goal Percentage (min. 5 made)

.625 (10-16), McKynzie Fort vs. San Diego (11-29-17)

3-Point Field Goals Made

5, Lexy Thorderson vs. San Diego (11-29-17)

5, Lexy Thorderson vs. CSUN (11-14-17)

3-Point Field Goals Attempted

10, Lexy Thorderson vs. Central Michigan (11-24-17)

10, Lexy Thorderson vs. CSUN (11-14-17)

3-Pt Field Goal Percentage (min. 2 made)

.667 (2-3), McKynzie Fort vs. Presbyterian (11-10-17)

Free Throws Made

6, Najé Murray vs. Central Michigan (11-24-17)

Free Throw Attempted

6, McKynzie vs. San Diego (11-29-17)

6, Najé Murray vs. Central Michigan (11-24-17)

Free Throw Percentage (min 4 made)

1.000 (6-6), Najé Murray vs. Central Michigan (11-24-17)

1.000 (4-4), McKynzie Fort vs. Presbyterian (11-10-17)

Rebounds

10, Khalia Lark vs. Cal State Fullerton (11-18-17)

Assists

10, Geena Gomez vs. CSUN (11-14-17)

Steals

3, Khalia Lark vs. CSUN (11-14-17)

3, McKynzie Fort vs. CSUN (11-14-17)

Blocked Shots

3, Baylee Vanderdoes vs. San Diego (11-29-17)

Turnovers

6, Geena Gomez vs. CSUN (11-14-17)

Fouls

4, Lexy Thorderson vs. San Diego (11-29-17)

4, Khalia Lark vs. Central Michigan (11-24-17)

4, Khalia Lark vs. Cal State Fullerton (11-18-17)

4, Geena Gomez vs. CSUN (11-14-17)

4, Baylee Vanderdoes vs. CSUN (11-14-17)

Opponent Individual Highs

Points

27, Kolby Morgan vs. Tulane (11-25-17)

27, Tinara Moore vs. Central Michigan (11-24-17)

Field Goals Made

11, Tinara Moore vs. Central Michigan (11-24-17)

Field Goals Attempted

17, Cortney Storey vs. Presbyterian (11-10-17)

Field Goal Percentage (min 5 made)

.750 (6-8), Kayla Manuirangi vs. Tulane (11-25-17)

3-Point Field Goals Made

7, Kolby Morgan vs. Tulane (11-25-17)

3-Point Field Goals Attempted

11, Kolby Morgan vs. Tulane (11-25-17)

3-Pt Field Goal Percentage (min 2 made)

1.000 (2-2) Sydney Williams vs. San Diego (11-29-17)

Free Throws Made

5, Tinara Moore vs. Central Michigan (11-24-17)

Free Throws Attempted

8, Tinara Moore vs. Central Michigan (11-24-17)

Free Throw Percentage (min 4 made)

1.000 (4-4), Aubrey Ward-El vs. San Diego (11-29-17)

1.000 (4-4), Presley Hudson vs. Central Michigan (11-24-17)

1.000 (4-4), Channon Fluker vs. CSUN (11-14-17)

1.000 (3-3), Xinavane Foreman vs. Cal State Fullerton (11-18-17)

Rebounds

19, Tinara Moore vs. Central Michigan (11-24-17)

Assists

7, Myah Pace vs. San Diego (11-29-17)

Steals

4, Kacie Hall vs. Presbyterian (11-10-17)

Blocked Shots

4, Channon Fluker vs. CSUN (11-14-17)

Turnovers

6, Presley Hudson vs. Central Michigan (11-24-17)

Fouls

5, Presley Hudson vs. Central Michigan (11-24-17)

► **The Last Time an Aztec ...**

Scored 20-24 points

24, McKynzie Fort, 11-29-17 vs. San Diego

Scored 25-29 points

29, McKynzie Fort, 1-11-17 at San José State

Scored 30-39 points

31, Cierra Warren, 1-22-14 vs. San José State

Scored 40+ points

41, Chana Perry, 1-2-88 vs. Northern Illinois

Had 20+ rebounds

27, Chana Perry, 11-25-88 vs. Alabama State

Had 15-19 rebounds

17, Kristina Hunter, 1-11-14 vs. Air Force

Had 10-14 rebounds

10, Khalia Lark, 11-18-17 vs. Cal State Fullerton

Had 10+ assists

10, Geena Gomez, 11-14-17 vs. CSUN

Had A Double-Double

McKynzie Fort, 29 points, 11 rebounds, 1-11-17 at San José State

Had A Triple-Double

Chelsea Hopkins, 13 points, 11 rebounds, 12 assists, 3-9-13 vs. Boise State

The Last Time San Diego State ...

Had two players score 20 points in the same game

Kymerly Ellison (21) and Lexy Thorderson (21), 1-18-17 vs. UNLV

Had two players with a double-double in the same game

Erimma Amarikwa (19 points, 13 rebounds) and Cheyenne Greenhouse (19 points, 11 rebounds), 11-14-14 vs. Sacramento State

Scored 100+ points

101, vs. Colorado State (101-62), 1-25-92

Allowed 100+ points

104, vs. UCLA (56-104), 12-11-98

Won by 20+ points

27, vs. Presbyterian (77-50), 11-10-17

Won by 30+ points

35, vs. San Diego Christian (60-25), 12-21-15

Won by 40+ points

41, vs. Boise State (86-45), 3-9-13

Won by 50+ points

51, vs. Air Force (79-28), 1-7-09

Won in Overtime

vs. Fresno State (65-54), 2-10-16

Lost in Overtime

vs. Central Michigan (76-85), 11-24-17

► **2017-18 Aztec Leaders**

Double-Figure Scoring Games

McKynzie Fort (5), Najé Murray (4), Lexy Thorderson (4), Geena Gomez (1), Khalia Lark (1)

SDSU High Scorer

McKynzie Fort (4), Lexy Thorderson (2)

Double-Figure Rebounding Games

Khalia Lark (1), Baylee Vanderdoes (1)

Games Led SDSU In Rebounds

McKynzie Fort (2), Khalia Lark (2), Cheyenne Greenhouse (1), Baylee Vanderdoes (1)

Games Led SDSU In Assists

McKynzie Fort (3), Geena Gomez (3)

Games Led SDSU In Steals

Te'a Adams (4), McKynzie Fort (4), Khalia Lark (3), Lexy Thorderson (3), Najé Murray (2), Jenay Bojorquez (1), Geena Gomez (1), Cheyenne Greenhouse (1), Baylee Vanderdoes (1)

Games Led SDSU In Blocks

Arantxa Gómez Ferrer (2), Cheyenne Greenhouse (1), Khalia Lark (1), Lexy Thorderson (1), Baylee Vanderdoes (1)

► **2017-18 SPECIALTY STATS**

San Diego State/Opponent

	Points in Paint	Points off TOs	2nd Chance Points	Fast Break Points	Bench Points
vs. Presbyterian (W)	34/28	11/14	12/5	13/12	39/5
vs. CSUN (W)	10/18	9/7	5/6	4/5	8/7
vs. Cal State Fullerton (W)	26/26	11/7	11/9	9/2	26/27
vs. Central Michigan (L)	26/42	17/4	10/13	2/4	26/8
vs. Tulane (L)	18/22	6/28	9/9	2/0	27/23
vs. San Diego (W)	40/42	4/8	17/13	4/4	22/21



KENNEDI VILLA
Fr. | 6-0 | G
Oakland, Calif.
St. Mary's HS

0




KHALIA LARK
Sr. | 6-0 | G/F
Irvine, Calif.
Mater Dei HS/Washington

1



JENAY BOJORQUEZ
Fr. | 5-6 | G
Phoenix, Ariz.
Sierra Linda HS

3



TE'A ADAMS
Fr. | 5-9 | G
Kirkland, Wash.
Juanita HS

5



NAJÉ MURRAY
Fr. | 5-6 | G
Stockton, Calif.
St. Mary's HS

10



ARANTXA GÓMEZ FERRER
Jr. | 6-0 | F
Valencia, Spain
Parque Colegio Santa Ana HS

11



ALLISON BROWN
Sr. | 5-7 | G
Anaheim Hills, Calif.
Mater Dei HS

13




MCKYNZIE FORT
Jr. | 5-9 | G
Fontana, Calif.
Etiwanda HS

15



GEENA GOMEZ
Sr. | 5-8 | G
Huntington Beach, Calif.
Edison HS/St. Joseph's (Pa.)

20




ABBY LOWE
So. | 5-11 | G
Stockport, England
Barking Abbey Academy

21



LEXY THORDESON
Sr. | 6-0 | G
Castle Rock, Colo.
Rock Canyon HS

22



LOLI GOMEZ
Jr. | 5-10 | G
Huntington Beach, Calif.
Edison HS/CSU San Bernardino

23



KIARA EDWARDS
Fr. | 6-1 | F
Surprise, Ariz.
Valley Vista HS

24



CHEYENNE GREENHOUSE
Sr. | 5-11 | G
Riverside, Calif.
Canyon Springs HS

30



BAYLEE VANDERDOES
So. | 6-1 | F
Auburn, Calif.
Placer HS

34



MONIQUE TERRY
So. | 6-2 | F
San Antonio, Texas
Brennan HS

40



NAOMI EKWEDIKE
So. | 6-6 | C
Lagos, Nigeria
Potters House Christian Academy (Fla.)

45



STACIE TERRY
Head Coach
Fifth Season
UT Arlington (1998)

HC

JESSE CLARK
Assistant Coach
Fifth Season
Pacific Union (2003)

AC

CIARA CARL
Assistant Coach
Fifth Season
Point Loma Nazarene (2005)

AC

NICK GRANT
Assistant Coach
Fourth Season
Baylor (2010)

AC