

## Game No. 14



**San Diego State (6-7)**

**at Brigham Young (5-9)**

Saturday, Jan. 8, 2005

7 p.m. MST/6 p.m. PST

Marriott Center (22,700)

Provo, Utah

### ► TELEVISION

SportsWest. Tom Kirkland (play-by-play), Blaine Fowler (analysis) and Jesse Christensen (producer). The game will be shown in the San Diego market on Channel 4 San Diego and is available nationally through ESPN Full Court.

### ► RADIO

XPRS-1090 AM, San Diego (The Mighty 1090). Ted Leitner (play-by-play) and Brian Kellison (producer).

### ► SERIES

This will be the 55th meeting between the teams with Brigham Young owning a 38-16 advantage, although the teams have split the last six meetings. In Provo, the Cougars have won 23 of the 25 games, with Aztec victories coming on Jan. 31, 1985 and Dec. 31, 1996.

► More series information on page three.

► Complete series information on page 29.

### ► UP NEXT

San Diego State plays its second consecutive road game to open MWC play with a contest at UNLV on Sat., Jan. 15. The Rebels lead the all-time series 27-7 and own a 16-2 series advantage in Sin City. The teams split the series last season with the Aztecs winning 83-78 in San Diego and UNLV claiming a 68-65 decision in Las Vegas.

# Aztec Basketball

SAN DIEGO STATE GAME NOTES ♦ at BRIGHAM YOUNG ♦ SAT., JAN. 8 ♦ MARRIOTT CENTER

## San Diego State Goes For Third Consecutive Victory in Mountain West Conference Openers; Travels to Provo to Battle Long-Time Rival Brigham Young on Saturday

San Diego State (6-7) opens its sixth season of play in Mountain West Conference play and looks for its third consecutive victory in league openers when the Aztecs play at Brigham Young (5-9) on Saturday night at the Marriott Center in Provo, Utah.

The 55th meeting between the Aztecs and Cougars is scheduled for a 7 p.m. MST/6 p.m. MST is being broadcast by SportsWest and is available in San Diego on Channel 4 San Diego and nationally through ESPN's Full Court package. The contest can be heard on XPRS (The Mighty 1090).

Both teams struggled against challenging non-conference schedules, with six of the Cougars' 14 games and five of the Aztecs' 13 games coming against teams currently ranked in the RPI top 100. Through Wednesday, Brigham Young's Division I opponents have won 59.0 percent of their games, while San Diego State's Division I opponents have won 57.3 percent of their games. Both teams' schedules ranks among the 60 nationally.

San Diego State snapped a two-game losing streak on Monday with a 64-49 victory over South Dakota State at Cox Arena. The Aztecs forced their SDSU namesakes into 23 turnover and limited the Jackrabbits to 30.8 percent field goal shooting to claim the victory.

Sophomores Marcus Slaughter and Brandon Heath each scored 15 points for the Aztecs. Heath added a game-high seven assists, four rebounds and four steals. Senior center Chris Manker added seven points and a team-high seven rebounds.

Brigham Young had a three-game winning streak snapped with a 72-51 loss at Saint Mary's on Tuesday night. Mike Hall scored a team-high 12 points against the Gaels and leads the Cougars on the season with a 13.5 scoring average.

As previously notes, the Aztecs have won consecutive conference openers claiming a 65-61 victory over Brigham Young in 2004 and a 63-48 victory at Air Force in 2003. San Diego State has not opened three consecutive conference victories with wins since claiming league wins in the lidlifters in 1975-76-77 while playing in the PCAA. That is the only time in the Division I era (beginning with the 1970-71 season) that the Aztecs have won three consecutive season openers.

This season's opener at Brigham Young would appear to be a more daunting challenge. The Cougars are 30-1 in their last 31 home MWC games and have won 12 straight games at the Marriott Center against the MWC. During that 12-game streak, only four times has a game been decided in overtime or by single digits, with two of those four close calls coming to the Aztecs (in 2004: San Diego State, UNLV, Utah and in 2003: San Diego State).

Saturday will mark the 55th time San Diego State and Brigham Young have met on the hardwood, with the Cougars owning a 38-16 series lead. With 55 meetings, this series will move into a tie for the seventh most played series in school history, trailing only Fresno State, UC Santa Barbara, Whittier, San Jose State, Long Beach State and Loyola Marymount. The Aztecs are 2-23 lifetime against Brigham Young in Provo, but have had shots at the buzzer to win in 2003 (Deandre Moore three to win and Mike Mackell follow shot that would have tied the game) and 2004 (Brandon Heath's driving runner in regulation). San Diego State and Brigham Young have split the last six games in the series and five of the last eight games between the teams have been decided by four points or less or in overtime.

## INSIDE...

■ The team that has committed fewer turnovers in the San Diego State-Brigham Young game has gone on to win the last 10 games in the series.

► *San Diego State-Brigham Young: The Series, Page 3*

■ San Diego State is attempting to open conference play with a victory for the third consecutive season. Only once in the Division I era have the Aztecs been able to do that (1975-76-77 seasons).

■ Through 13 games, 10 different players have started at least two games for San Diego State this season. The Aztecs have used seven different lineups in 2004-05

► *Aztec Cliff Notes, Page 4*

■ Marcus Slaughter has scored in double figures in every game this season and the sophomore has 15 or more points in nine straight games. He is one of three sophomores in the nation to rank among the top 50 scoring and rebound leaders in the country.

► *Marcus Slaughter Bio, Page 23*

■ Sophomore guard Brandon Heath, who earned MWC Player of the Week honors in December, has hit a three in a personal-best 14 straight games. He also has 10 or more points in 13 straight games against Division I opponents.

► *Brandon Heath Bio, Page 14*

## AZTECS AT-A-GLANCE (6-7 OVERALL/0-0 MWC)

No.	Name (Career G/GS)	Pos.	Ht.	Wt.	Cl.	PPG	RPG	Misc.	Note	* - Indicates walk-on; ► - Probable Starters
0	Tommy Johnson (89/20)	G	6-3	186	Sr.	1.3	1.0	0.6 apg	Scored in last 3 games he has played in; Made 5 of last 7 FGAs	
1	► Brandon Heath (43/38)	G	6-3	183	So.	17.4	3.9	4.0 apg	10+ pts. in 13-straight vs. DI opponents; 46-53 FTs; 14 career 20+ scoring gms.	
2	Wesley Stokes (99/49)	G	6-0	167	Sr.	---	---	---	Not on the active roster; SDSU is 11-4 when he has 20+ pts., rebs., ast.	
3	► Chris Walton (95/35)	F	6-8	234	Sr.	2.5	2.8	1.5 apg	Missed 9 games due to hip/groin injury; Played 81 mins. in last 3 gms.	
5	Travis Hanour (41/8)	G	6-6	202	Sr.	1.0	1.0	0.7 apg	Last played Dec. 14 vs. SMC; Scored 3 pts. vs. SMC, 1st pts. since 2/24/03	
11	► Tyler Smith * (12/4)	G	6-2	208	Fr.	2.2	1.9	1.4 apg	Started 4 straight gms.; 17 assists; Leads team in hockey +/- at +39	
15	John Sharper (70/14)	G	6-0	195	Jr.	6.7	1.4	40.4 3FGs	40.9 career 3FG pct; 2 or more 3s in 6 gms. this season; 2 TO in last 89 mins.	
20	► Trimaine Davis (54/3)	F	6-8	233	Jr.	3.8	1.7	56.8 FGs	Career 55.8 FG pct; Scored in 6 of last 7 gms.; hockey +/- rating: +24	
21	Matt Thomas (13/3)	G	6-3	191	Fr.	5.5	2.7	1.5 apg	Started 3 of last 6 gms.; Career-high 14 pts. at Wash.; Made 22 of last 27 FTA	
24	Tim McGrath (0/0)	F	6-5	182	Fr.	---	---	---	REDSHIRT CANDIDATE. High jumped 6-10 in high school.	
30	Chris Lamb (0/0)	F	6-9	205	Fr.	---	---	---	REDSHIRT CANDIDATE. Grew nine inches during his prep career	
31	Jared Ines * (5/0)	F	6-7	234	Sr.	1.6	0.0	5 GP	Hard working senior with great strength for his size; 6 pts. vs. UCSD	
33	Chris Manker (88/11)	C	7-0	225	Sr.	9.0	3.3	1.4 apg	55 career treys; Aztecs are 10-3 when he blocks a shot; Made 13 of last 14 FTA	
42	► Marcus Slaughter (43/31)	F	6-8	223	So.	18.5	8.8	1.4 bpg	10+ pts in 13 straight gms.; 4 double-doubles this yr., 6 in career	
50	Mohamed Camara (13/10)	C	6-10	265	Jr.	3.2	5.0	11 blks.	Speaks 6 languages; Avg 9.6 rebs. per 40 min.; 18 rebs. in last 50 mins.	

Head Coach: Steve Fisher (Illinois State, 1967) • 260-168 (14th full season overall) • 76-86 (sixth season at SDSU)

Assistant Head Coach: Brian Dutcher (Minnesota, 1982) Assistant Coaches: Gregg Gottlieb (UCLA, 1995), Mark Hughes (Michigan, 1989)

Director of Operations: Mark Fisher (Michigan, 2001) Athletic Trainer: Mark Haines (Metropolitan State College, 1987)

## SCHEDULE/RESULTS

Date	Opponent (Television)	Time/Result	Note	Record	RPI	Sagarin
N.19	UC Santa Barbara (Ch. 4 San Diego)	ot-L, 72-80	► Aztecs overcome 10-point deficit to force OT but can't overcome 38.8 FG pct.	4-6	200	170
N.22	Monmouth (Ch. 4 San Diego)	W, 69-65	► SDSU rallies from 18 points to win; Aztecs enjoy 41-20 rebound advantage	2-8	294	284
N.27	UC San Diego	W, 86-51	► Manker and Slaughter combine for 43 points; Aztecs force 27 TOs and shoot 60.4 pct.	4-4	---	---
D.1	San Diego (Ch. 4 San Diego)	W, 83-63	► SDSU shoots 53.6 percent has 38-24 rebound margin; Heath (26 pts.), Manker (22 pts.)	8-5	170	132
D.4	at UC Santa Barbara	W, 73-55	► Aztecs connect on 12-of-20 3FGs and have 60.0 FG pct.; SDSU led by 36 in 2nd half	4-6	200	170
D.7	at No. 16/21 Washington	L, 69-98	► Washington scores first eight points and leads wire-to-wire; Thomas career-high 14 pts.	12-1	7	6
<b>San Diego SLAM Presented By PerfectWave Technologies (Cox Arena; San Diego, Calif.)</b>						
D.11	Southern California vs. San Diego	USC, 87-75				
D.11	California (Ch. 4 San Diego)	L, 57-60	► SDSU shoots 35.0 percent and is outrebounded 37-30; Slaughter: 18 pts., 9 rebs.	8-4	80	84
D.14	SAINT MARY'S	L, 64-73	► Aztecs rally from 11-point second half deficit to take lead; SDSU: 36.0 FG%, 21.4 3FG%	12-4	87	80
D.18	at Loyola Marymount (Ch. 4 San Diego)	L, 68-72	► SDSU shoots 35.2 percent; 2nd half rebounds: LMU 24, SDSU 12; Slaughter 21 pts.	8-5	152	125
D.21	CAL ST. FULLERTON (Ch. 4 San Diego)	W, 63-60	► Slaughter collects 3rd double-double of the season; Smith CHs - 8 pts., 8 rebs; CSUF 29.0%	5-4	270	174
D.28	at Iowa State (ESPN Regional)	L, 59-69	► Aztecs led by 3 with 9:30 to play; SDSU shoots 38.3 pct. and attempts 7 free throws	8-3	58	79
D.31	PROVIDENCE (Ch. 4 San Diego)	L, 67-76	► Aztecs lead for 21:50 and by as many as 7; FG Shooting: PC 50.9, SD 34.9	9-4	37	63
J.3	SOUTH DAKOTA ST. (Ch. 4 San Diego)	W, 64-49	► SDSU forces 23 TOs and holds Jackrabbits to 30.8 pct. FG shooting	2-11	---	239
J.8	*at Brigham Young (SportsWest)	7:05 p.m. MST	► San Diego State opens MWC play on the road for the third time in four years	5-9	162	207
J.15	*at UNLV (SportsWest)	7:30 p.m. PST	► The two meetings last season were decided by a total of eight points	6-5	38	48
J.22	*WYOMING (Ch. 4 San Diego)	7:05 p.m. PST	► Aztecs have won five of the last six meetings between the teams	7-5	90	128
J.24	*COLORADO STATE (ESPN)	9:00 p.m. PST	► SDSU is 4-3 in its last seven games versus Colorado State	8-5	191	148
J.29	*at Air Force (Ch. 4 San Diego)	4:05 p.m. MST	► Aztecs have left Clune with victories in two of their last four visits	8-5	139	73
J.31	*at New Mexico (SportsWest)	7:00 p.m. MST	► Last six meetings have resulted in four Aztec victories	13-2	113	41
F.5	*UTAH (Ch. 4 San Diego)	7:05 p.m. PST	► First meeting in 2005 for teams that met three times in the 03-04 season	11-3	59	57
F.7	*BRIGHAM YOUNG (SportsWest)	7:05 p.m. PST	► SDSU has defeated Brigham Young twice in the last three meetings at Cox Arena	5-9	162	207
F.12	*UNLV (ESPN+Plus)	Noon PST	► Game vs. UNLV in San Diego is broadcast by ESPN+Plus for second straight year	6-5	38	48
F.19	*at Colorado State (Ch. 4 San Diego)	7:00 p.m. MST	► Aztecs last won in Fort Collins on Feb. 16, 2002; 2004 game at CSU went 2OTs	8-5	191	148
F.21	*at Wyoming (ESPN)	10:00 p.m. MST	► SDSU has won two of its last three games in Laramie	7-5	90	128
F.26	*NEW MEXICO (SportsWest)	7:05 p.m. PST	► Aztecs have defeated New Mexico three straight times at Cox Arena	13-2	113	41
F.28	*AIR FORCE (Ch. 4 San Diego)	7:05 p.m. PST	► San Diego State is 3-1 in last four "Senior Day" games	8-5	139	73
M.5	*at Utah (ESPN+Plus)	1:00 p.m. MST	► Four-point loss at Utah last season was closest for the Aztecs since 1986	11-3	59	57

### Mountain West Conference Basketball Tournament (Pepsi Center, Denver, Colo.)

M.10	Quarterfinal Round	► San Diego State tries to repeat 2002 MWC championship run
M.11	Semifinal Round	
M.12	Championship Game	

\* - Indicates Mountain West Conference game. RPI, Sagarin and records are current as of Jan. 4, 2004.

## Contact Information

### ► SDSU

**Mike May,**  
Associate MRD/MBB Contact  
Office (619) 594-5547  
Cell (619) 957-8372  
Home (619) 644-1767  
Fax (619) 582-6541  
E-Mail mmay@mail.sdsu.edu  
Web goaztecs.com

### ► BRIGHAM YOUNG

**Brett Pyne,**  
MBB Media Relations Dir.  
Office (801) 422-4912  
Fax (801) 422-0633  
E-Mail brett\_pyne@byu.edu  
Web byucougars.com

### ► UNLV

**Andy Grossman,**  
Sports Information Director  
Office (702) 895-3207  
Fax (702) 895-0989  
E-Mail agrossman@cmail.nevada.edu  
Web unlvrebels.com

## San Diego State Ends Non-Conference Schedule on Positive Note; Snaps Two-Game Losing Streak with 64-49 Victory Over South Dakota State

SAN DIEGO -- San Diego State used a smothering defense, forcing 23 turnovers and holding South Dakota State to 30.8 percent field goal shooting as the Aztecs ended non-conference play with a 64-49 victory over Jackrabbits at Cox Arena on Jan. 3.

Starting the same five players for the second consecutive game, the Aztecs led for more than 37 minutes to improve to 6-7 on the season and snap a two-game losing streak. Claiming victory in the final non-conference test has been a good omen recently for San Diego State as the last three times SDSU has won the final pre-conference test, the Aztecs have finished .500 or better and have advanced to postseason play twice.

San Diego State had a balanced attack as all nine players to see action had at least two points and at least one rebounds. SDSU was the led by the sophomore duo of Brandon Heath and Marcus Slaughter with 15 points apiece. Heath added a game-high seven assists, along with four rebounds and four steals. Senior center Chris Manker scored seven points and recorded a game-high seven rebounds.

The Aztecs led 36-27 with 16:31 to play before scoring eight consecutive points to take complete control of the game. Heath got things started with a breakaway dunk and score seven of the Aztecs' eight points during the spurt.

San Diego State allowed just 49 points, marking the lowest scoring output for an Aztec opponent since defeating Long Beach State 74-44 on Nov. 21, 2003. It also marked the fourth time this season SDSU has won a game by 15 or more points.

### San Diego State 64, South Dakota State 49

Jan. 3, 2005 | Cox Arena at Aztec Bowl | San Diego, Calif.

SDS	MP	FG	3FG	FT	R	F	A	TO	B	S	TP
Holdren	27	5-20	1-2	1-2	3	4	2	2	0	1	12
Beran	25	6-12	0-1	3-5	8	4	0	7	0	1	15
DeJong	23	1-3	0-0	0-2	7	1	3	2	0	0	2
Geiver	31	2-5	2-4	0-0	6	2	2	4	0	0	6
Hokenson	22	0-5	0-1	1-2	2	0	4	1	0	2	1
Casey	8	0-0	0-0	0-0	0	0	1	1	0	0	0
Kleinjan	22	0-4	0-3	0-0	9	2	2	1	0	1	0
Green	22	1-8	0-2	1-2	5	5	2	5	0	2	3
Loney	20	5-8	0-1	0-1	5	1	0	0	1	0	10
TEAM								3			
Totals.....	200	20-65	3-14	6-14	48	19	16	23	1	7	49

SDSU	MP	FG	3FG	FT	R	F	A	TO	B	S	TP
Walton	25	1-1	1-1	0-0	4	4	2	3	1	0	3
Slaughter	28	5-10	0-0	5-6	5	3	1	6	1	1	15
Camara	22	2-5	0-0	0-0	5	2	0	0	3	0	4
Heath	31	7-16	1-6	0-0	4	1	7	3	0	4	15
Smith	24	2-5	2-2	1-4	4	1	3	1	0	2	7
Sharper	21	2-5	1-4	0-0	1	2	0	0	0	0	5
Davis	17	2-6	0-0	2-4	2	2	0	2	2	2	6
Thomas	16	1-3	0-1	0-0	1	0	1	0	0	0	2
Manker	16	3-8	1-2	0-0	7	1	0	1	2	1	7
TEAM								3			
Totals.....	200	25-59	6-16	8-14	36	16	14	16	9	10	64

Halftime: San Diego State 30, So. Dakota State 21. FG %: San Diego State 42.4, So. Dakota State 30.8. 3FG%: San Diego State 37.5, So. Dakota State 21.4. FT%: San Diego State 57.1, So. Dakota State 42.9. Officials: Jim Stupin, Duane Allen, Ken Nielson. Technicals: SDSU: Marcus Slaughter. Attendance: 3,398.



**Series Breakdown**

**THE SERIES**

Overall	BYU, 38-16
Overall Streak	BYU, 1
Div. I Era	BYU, 38-14
MWC Era	BYU, 8-3
at BYU	BYU, 23-2
at BYU Streak	BYU, 6
at SDSU	BYU, 15-13
at SDSU Streak	SDSU, 1
Neutral	SDSU, 1-0
Neutral Streak	SDSU, 1
Fisher vs. BYU	4-8
Cleveland vs. SDSU	11-3

**STATISTICAL COMPARISON**

	SDSU	BYU
Record	6-7	5-9
Conference Record	0-0	0-0
Scoring Offense	68.8	66.9
Scoring Defense	67.0	69.3
Scoring Margin	+1.8	-2.4
Rebound Margin	-1.3	-1.5
FG Percentage	42.6	43.0
FG Percentage Def.	42.7	42.8
3FG Percentage	33.3	38.3
3FG Percentage Def.	35.1	34.9
FT Percentage	67.5	75.8
Assists Per Game	12.5	12.9
Turnovers Per Game	15.8	15.5
Turnover Margin	+0.3	-1.6
A/TO Margin	0.8	0.8
Blocks Per Game	3.6	3.6
Steals Per Game	8.8	5.8

**NON-CONFERENCE COMMON OPPONENTS**

	SDSU	BYU
California	L, 57-60	L, 64-67
Saint Mary's	L, 64-73	L, 51-72

**SDSU ALL-TIME VS. MWC**

	W	L
Air Force	0	0
BYU	0	0
Colorado State	0	0
New Mexico	0	0
UNLV	0	0
Utah	0	3
Wyoming	0	0
<b>TOTAL</b>	<b>0</b>	<b>0</b>

**BRIGHAM YOUNG (5-9; 0-0 MOUNTAIN WEST)**

No.	Name	Pos.	Ht.	Wt.	Cl.	PPG	RPG	Hometown
1	Mike Hall	G/F	6-3	205	Sr.	13.5	3.9	San Bernardino, Calif. (Dixie State College)
2	Mike Rose	G	6-2	185	So.	9.9	1.6	Houston, Texas (Spring Woods HS)
3	Keena Young	G/F	6-6	205	So.	6.4	6.0	Beaumont, Texas (South Plains College)
4	Joshua Burgess	F	6-8	230	Jr.	0.0	1.0	Irvine, Calif. (Irvine Valley College)
5	Joshua Reisman	G	6-1	180	Jr.	2.0	0.0	Mount Vernon, Wash. (San Jose City College)
10	Terry Nashif	G	5-10	165	Sr.	2.0	1.6	Vancouver, Wash. (Evergreen HS)
12	Brock Reichner	G	6-4	205	Jr.	1.0	0.3	Provo, Utah (Salt Lake Community College)
13	Austin Ainge	G	6-2	180	So.	9.3	2.6	Gilbert, Ariz. (Highland HS)
20	Sam Burgess	G	6-3	190	So.	2.5	0.8	Alpine, Utah (Snow College)
23	Jimmy Balderson	G	6-6	200	So.	5.4	0.6	Magrath, Alberta (Magrath HS)
34	David Burgess	C	6-10	265	Fr.	0.0	0.0	Irvine, Calif. (Woodbridge HS)
41	Garner Meads	F	6-8	225	So.	5.0	5.0	Salt Lake City, Utah (Brighton HS)
43	Derek Dawes	C	6-11	275	So.	5.2	5.3	Salt Lake City, Utah (Cottonwood HS)
44	Trent Plaisted	F	6-11	220	Fr.	0.6	1.6	San Antonio, Texas (Clark HS)
52	Jared Jensen	F/C	6-9	250	Sr.	9.4	3.6	West Haven, Utah (Fremont HS)
54	Chris Miles	F	6-11	235	Fr.	1.8	1.9	Provo, Utah (Timpview HS)

**Head Coach:** Steve Cleveland (UC Irvine '76) - 134-96 in eighth season at Brigham Young

**Assistant Coaches:** Dave Rose, Andy Toolson, John Wardenburg

**San Diego State vs. Brigham Young: The Series**

► This is the 55th meeting between the schools with Brigham Young owning a 38-16 series advantage. On Saturday, the BYU series will move into a tie for the seventh most played series in Aztec history trailing only Fresno State (99 meetings), UC Santa Barbara (86), Whittier (80), San Jose State (64), Long Beach State (56) and Loyola Marymount (56).

► The Cougars own a 23-2 advantage in the series in games played at the Marriott Center.

► Brigham Young won eight straight meetings in the series from Nov. 14, 1997 to Jan. 12, 2002, but the Aztecs and Cougars have split their last six encounters.

► The last eight games in the series have been decided by 11 points or less or in overtime with six of the eight most recent meetings being decided by four points or less or in overtime. Results from the last three games show how close the series has been: in 2003 in Provo, BYU wins 66-64 when Deandre Moore misses a three-point field goal with less than five seconds to play and Mike Mackell misses a follow shot... in 2004 in San Diego, SDSU wins 65-61 and secures the victory when with a two point lead and 16 seconds to play Brandon Heath steals the ball and feeds Trimaine Davis for a dunk... in 2004 in Provo, BYU wins 83-69... tied at 67, Brandon Heath's driving layup in traffic rolled off the rim as the buzzer sounded to end regulation.

► Brigham Young has won the last six meetings at the Marriott Center, although there has been a noticeable trend toward fantastic finishes and away from the blowout. Margin of victory for the Cougars during the streak (beginning with the 1999 game and ending with last season): 19, 17, 29, 11, 2 and overtime-14. SDSU's last win in the building was an 89-86 victory on Dec. 31, 1996 (No. 1 song - Wannabe by the Spice Girls; No. 1 Movie - Michael (string John Travolta just knocked Beavis and Butt-head Do America).

► That win in 1996 was a non-conference game, meaning that Saturday SDSU will be looking for its first victory in a conference game at BYU since Jan. 31, 1985.

► San Diego State has won three of the last six games between the teams. At no point in the 54 games in the series have the Aztecs won four of seven games.

► The team that has committed fewer turnovers has won the last 10 games in the series.

► The last three times the Aztecs have defeated Brigham Young, a post player has led SDSU in scoring (Aerick Sanders, Mike Mackell and Randy Holcomb/Mike Mackell).

► The losing team has failed to score 70 points in the last five meetings and in three of the last five games the winning team has failed to score more than 65 points.

► In San Diego State's victory over Brigham Young last season, Steve Fisher recorded his 250th career win.

► San Diego State fans won't miss seeing Mark Bigelow. Bigelow scored 135 points and added 33 rebounds and 17 assists against the Aztecs in nine career games. To put that in perspective, the Aztecs entire current roster has 133 career points against the Cougars (led by Chris Walton (42), Wesley Stokes (24), Tommy Johnson (20), Brandon Heath (16) and Marcus Slaughter (14)).

► Current San Diego State player career stats against Brigham Young can be found on page four.

**LAST MEETING AND LAST TIME IN PROVO**

**Brigham Young 83, San Diego State 69, overtime | Feb. 9, 2004 | Marriott Center**

PROVO, UTAH - San Diego State fought from behind to force overtime but BYU reeled off 16 unanswered points to start the extra session and won, 83-69.

**► THE SERIES**

Series: Brigham Young leads, 38-16  
H: 13-15, A: 2-23, N: 1-0

Date	Location	Score
D.19.40	San Diego (AG)	W 49-45
D.20.40	San Diego (AG)	W 42-40
D.23.77	San Diego (SA)	W 104-88
F.3.79	*Provo	L 80-88
M.1.79	*San Diego (SA)	L 95-96
J.24.80	*San Diego (SA) (20)	L 91-123
M.1.80	*Provo (12)	L 81-114
J.8.81	*Provo (17)	L 73-84
F.14.81	*San Diego (SA) (15)	W 73-72
J.28.82	*San Diego (SA)	W 80-66
F.27.82	*Provo (d)	L 66-106
J.14.83	*Provo	L 74-96
F.12.83	*San Diego (SA)	L 67-69
J.21.84	*San Diego (SA)	W 79-75
F.16.84	*Provo	ot-L 92-94
J.12.85	*San Diego (SA)	W 89-70
J.31.85	*Provo	W 77-71
J.11.86	*Provo	L 70-82
F.6.86	*San Diego (SA)	L 71-81
J.15.87	*Provo	L 82-94
F.26.87	*San Diego (SA)	L 68-85
J.9.88	*Provo	L 65-92
F.18.88	*San Diego (SA)(7)	ot-W 82-80
J.12.89	*Provo	L 81-85
F.9.89	*San Diego (SA)	W 89-74
J.6.90	*San Diego (SA)	L 60-63
F.1.90	*Provo	L 58-75
J.3.91	*San Diego (SA)	L 61-73
F.7.91	*Provo	L 55-75
F.6.92	*San Diego (SA)	L 59-89
F.29.92	*Provo	L 78-98
J.21.93	*Provo	L 64-76
F.13.93	*San Diego (PG) (d)	L 73-80
J.20.94	*San Diego (PG)	ot-L 82-83
F.10.94	*Provo	L 87-101
J.12.95	*Provo	L 57-66
F.18.95	*San Diego (PG)	W 58-52
J.13.96	*San Diego (PG)	W 83-76
F.15.96	*Provo	L 68-81
D.31.96	Provo (d)	ot-W 89-86
N.14.97	San Diego (SA) (so)	L 59-73
J.14.99	*San Diego (CA)	L 76-83
F.13.99	*Provo	L 76-93
F.3.00	*San Diego (CA)	L 50-72
M.4.00	*Provo	L 50-67
J.13.01	*Provo (d)	L 50-79
F.12.01	*San Diego (CA)	L 66-69
J.12.02	*Provo (d)	L 64-75
F.11.02	*San Diego (CA)	W 77-73
M.7.02	*Las Vegas (QP) (d)	W 62-51
J.20.03	*San Diego (CA)	L 69-80
F.17.03	*Provo	L 64-66
J.12.04	*San Diego (CA)	W 65-61
F.9.04	*Provo	ot-L 69-83

AG - Aztec Gym. PG - Peterson Gym. CA - Cox Arena. Number after location is BYU AP rank at game time. \* - conference game. ^ - MWC championship.

**SDSU PLAYERS VS. BRIGHAM YOUNG**

PLAYER	GP-GS	Min-Avg	FG-FGA	Pct	3FG-FGA	Pct	FT-FTA	Pct	Rebs	Avg	PF	FO	A	TO	Blk	Stl	Pts	Avg	Hi
Chris Walton	7-2	144-20.6	17-41	.415	4-9	.444	4-5	.800	25	3.6	18	1	10	11	3	5	42	6.0	17
Wesley Stokes	2-2	52-26.0	10-18	.556	2-4	.500	2-2	1.000	4	2.0	6	1	8	4	0	4	24	12.0	15
Tommy Johnson	5-1	62-12.4	8-20	.400	2-8	.250	2-3	.667	7	1.4	4	0	4	4	0	3	20	4.0	8
Brandon Heath	2-2	62-31.0	5-25	.200	3-13	.231	3-6	.500	5	2.5	6	0	2	5	0	3	16	8.0	13
Marcus Slaughter	2-2	64-32.0	5-9	.556	1-4	.250	3-5	.600	11	5.5	5	0	3	4	0	3	14	7.0	11
John Sharper	4-0	46-11.5	3-7	.429	2-6	.333	2-2	1.000	2	0.5	2	0	2	4	0	3	8	2.0	8
Trimaïne Davis	3-0	16-5.3	2-2	1.000	0-0	.000	2-2	1.000	0	0.0	3	0	1	0	1	1	6	2.0	4
Chris Manker	4-0	22-5.5	1-10	.100	1-4	.250	0-0	.000	3	0.8	3	0	2	2	0	0	3	0.8	3
Travis Hanour	2-1	24-12.0	0-2	.000	0-1	.000	0-0	.000	5	2.5	4	0	2	2	0	0	0	0.0	0

**MWC Individual Rankings**

**Mohamed Camara**

Off. Rebounding	8th (2.4)
Rebounding	11th (5.0)
Blocked Shots	14th (0.85)

**Brandon Heath**

Steals	2nd (2.15)
Free Throw Pct.	2nd (86.8)
Assists	3rd (4.00)
Assist-TO Ratio	4th (1.13)
Scoring	4th (17.4)
3FG Made	8th (1.85)
Def. Rebounding	14th (3.00)
Rebounding	20th (3.9)

**Chris Manker**

Off. Rebounding	13th (1.62)
-----------------	-------------

**John Sharper**

Steals	7th (1.38)
3FG Made	9th (1.62)
3FG Percentage	10th (40.4)

**Marcus Slaughter**

Off. Rebounding	1st (3.54)
Scoring	3rd (18.5)
Steals	4th (1.54)
Rebounding	5th (8.8)
Def. Rebounding	6th (5.31)
Blocked Shots	6th (1.38)
Free Throw Pct.	15th (67.3)

Chris Walton led SDSU with 17 points, but it was not enough as SDSU fell to 2-23 in Provo. The Aztecs last won at Brigham Young in December 1996, and were one shot away from breaking the streak.

With SDSU down by 11, the Aztecs got back into the game thanks to key plays by guard Tommy Johnson and forward Chris Walton. Their effort started a 9-1 SDSU scoring run and cut BYU's lead to 61-59 with 3:49 remaining.

BYU went almost five minutes without a basket until Hall made a layup with 3:22 left to play to put the Cougars up 63-61. But Walton pulled down a rebound off his own miss and drew a foul and hit a pair of free throws to tie the game at 63 with 2:34 remaining.

Tied at 67, the Aztecs had the last shot, but Brandon Heath's pull-up jumper bounced off the rim and nobody could put in the rebound before the buzzer. Heath had just made his first basket of the game to put San Diego State up 67-65, but Mark Bigelow tied it for BYU at the other end.

Once overtime started, it was all BYU. Hall grabbed a loose ball off a tip and ran uncontested for a dunk and the Cougars took off from there as they built an 83-67 advantage. Aerick Sanders scored 13 and Marcus Slaughter finished with 11 points for San Diego State.

**LAST MEETING IN SAN DIEGO**

**San Diego State 65, Brigham Young 61 | Jan. 12, 2004 | Cox Arena at Aztec Bowl**

SAN DIEGO - Freshman Brandon Heath hit a go-ahead three-pointer with 1:24 left, and had two steals in the final 30 seconds to help preserve San Diego State's 65-61 conference opening win over Brigham Young on Monday night.

San Diego State (10-6) lost a 10-point lead in the closing minutes and saw its leading scorer, Aerick Sanders, foul out with 3:22 left, but the Aztecs were able to beat the MWC preseason favorites, thanks to Heath.

Brigham Young took a 61-59 lead on a layup by Luiz Lemes with 1:44 left. Heath responded with a 3-pointer from the left corner to give the Aztecs a 62-61 lead.

SDSU forced BYU turnovers on its last three possessions, with Heath making steals on two of them. Heath also made a free throw with 26 seconds left, and Trimaïne Davis sealed the game with a dunk with 12 seconds to play.

Sanders scored a game-high 18 points before drawing his fifth foul with 3:22 remaining. Rafael Araujo, the MWC's leading scorer, was held to just 12 points, his second lowest output of the year.

Wesley Stokes scored 15 and added seven assists for SDSU, while Heath had 13 and Walton 12. Brigham Young had four players in double figures, led by Mike Hall with 15 and Mark Bigelow 14.

The victory gave SDSU head coach Steve Fisher 250 wins in his 13-year career and improved his record to 250-151 overall and 66-69 in five seasons at SDSU.

**Aztec Cliff Notes**

San Diego State (6-7) has flirted with a .500 mark while facing one of the most challenging schedules in school history all while having the senior class miss 27 games due to injury and suspension.

What looked like one of the most experience teams in school history has to rely heavily upon underclassmen due to the suspension of Wesley Stokes (who started 28 of 30 games a year ago) and injuries to Chris Walton (groin pull/hip flexer) and Travis Hanour (tendinitis).

The result has been an exciting, and somewhat inconsistent, of a number of first and second year players making an immediate impact.

San Diego State has played with a predominately 10-man rotation since the return of Walton. The Aztecs have started seven different lineups, and have played six different starting groups in the last seven games.

The one player to start every game is 6-8 sophomore forward Marcus Slaughter. The team leader in scoring (18.5) and rebounding (8.8), Slaughter has been a consistent threat for the Aztecs having scored in double figures every game this season and leading the team in scoring seven times and rebounding nine times.

Joining Slaughter in the frontcourt are Mohamed Camara, Trimaïne Davis, Chris Manker and Chris Walton. Typically the Aztecs have started three guards leaving one of the aforementioned players to join Slaughter on the front line.

Junior Mohamed Camara is the Aztecs biggest post presence at 6-10, 265. He has only been playing basketball since 1999 and so he is continuing to develop his offensive skills. Had his best game of the season against Providence on Dec. 31 when he matched his career best with seven points and added a career-high 13 rebounds. He has 18 rebounds in his last two games.

Junior Trimaïne Davis is playing the best basketball of his career. An athletic 6-8 forward, Davis feels more comfortable as he gains more playing time. He has 13 points in his last 28 minutes on the court and is connecting on 56.8 percent of his field goals on the season. As has always been the case, Davis in an enthusiastic player who took over the duties of team captain in Walton's absence.

## Aztecs off the Court

### ► Mohamed Camara

Speaks six languages... Moved to the United States on Sept. 29, 2001... Started playing basketball in 1999.

### ► Trimaine Davis

Hit by a car at age 16 that initiated his switch from football to basketball... Wears jersey No. 20 in memory of high school friend Greg Ashford who died in a drowning accident.

### ► Travis Hanour

Grew eight inches between his freshman and junior years of high school... Has four tattoos, all Christian related.

### ► Brandon Heath

Through his first full year (Fall, spring and summer semesters), he has completed 41 college units... On schedule to be classified as a junior academically following the Fall, 2004 semester.

### ► Tommy Johnson

Enjoys traveling and visited St. Thomas on a seven-day cruise in summer of 2003... Has a basketball card collection.

### ► Chris Manker

Attended and worked the 1999 U.S. Senior Open at the Des Moines Golf and Country Club... Wants to open a sports restaurant chain called Super Manker's.

### ► John Sharper

His mother is working on her Ph.D. in education psychology at the University of Missouri... Played the saxophone for three years in high school.

### ► Marcus Slaughter

Heavily involved in community activities and initiates many of the community projects the team is involved in... Teamed with Brandon Heath to win the 2004 Pro City championship in Los Angeles (formerly known as the Say No Classic).

### ► Chris Walton

Organized food drives in conjunction with Aztec basketball home games each of the past three seasons.. Went to his first Grateful Dead concert when he was two months old... Youngest son of Bill Walton.

### ► Steve Fisher

Won a charity free-throw shooting contest featuring the eight head coaches at the 2003 EA Sports Maui Invitational.

Senior Chris Manker exploded out of the gate and is putting together the best season of his career. Always a threat from behind the arc, the 7-0 center has emerged as a post option. This season he has 29 two-point field goals, 12 more than he had all of last season. He also has 55 career three-point goals.

Senior Chris Walton plays both the three and four positions for the Aztecs. He played the opener and then missed a month (nine games) due to a hip flexer/groin strain injury. He is still bothered by the injury, but has returned to play 23 or more minutes in each of the last three games.

Turning to the frontcourt, the other staple in the Aztec lineup is sophomore guard Brandon Heath (17.4 ppg, team-high 4.0 apg, 3.9 rpg). Heath has started 12-of-13 games this season, has 12 double-digit scoring games this season and has connected on a three-point field goal in a career-best 14 straight games. A graduate of Westchester High, Heath is averaging 20.3 points over his last three games.

The rest of the backcourt consists of Tommy Johnson, John Sharper, Tyler Smith and Matt Thomas.

Senior Tommy Johnson has played in 12 of the 13 games for SDSU so far. Typically a reserve, he has played as many as 24 minutes this season and has posted outings of seven points and six rebounds this season.

Junior John Sharper is once again above 40 percent from three-point range. Third on the school's career three-point field percentage charts, he has started nine games this season and played at least 13 minutes in all 13 games. He has just one turnover in his last 76 minutes of action.

Walk-on true freshman Tyler Smith has been the surprise of the year for San Diego State. Smith has started four straight games and leads the Aztec team in hockey +/- . This season, when he is on the court the Aztecs have outscored their opposition by 39 points. When he is off the court, SDSU has been outscored by 16 points. He has made five of his last 10 three-point field goal attempts.

True freshman Matt Thomas plays the point position for the Aztecs when he is on the floor. He has made three starts this season in and has seen action in all 13 games. An explosive player with the ability to get around defenders, Thomas is averaging 5.5 points, 2.7 rebounds and 1.5 assists.

## Winning vs. Losing

If you look at San Diego State statistics in victories and losses, it is hard to believe the same team that has won six games, four by 15 or more points, is the same team that has lost seven games, four of which were a one possession game with less than three minutes remaining.

► The most glaring statistic is field goal percentage, where the Aztecs have shot 49.7 percent in six victories and 37.3 percent in seven losses, a difference of 12.4 percent. In every game this season, and in the last 15 San Diego State games dating back to last season, the team with the better field goal percentage has won. The Aztecs have lost 10 consecutive games when an opponent has a higher field goal percentage.

► To the surprise of no one, Aztec opponents are shooting better, 12.3 percent to be precise, in Aztec losses vs. Aztec wins. Holding opponents below 40.0 percent from the field has been a good omen, not only this season but during the Fisher era. The Aztecs are 35-6 when their opponent shoots 40 percent or less from the field.

► Another trend to look for is the rebound war. The Aztecs own a +4.1 rebound margin in victories and a -6.0 rebound margin in losses, a swing of 10.1 rebounds per game. San Diego State is 4-1 this season and 52-32 in the Fisher era when owning a rebound advantage. Meanwhile, San Diego State is just 24-52 during Fisher's six seasons when facing a disadvantage on the glass.

## Can We Catch A Break?

Last season San Diego State finished 14-16 but were just a couple of key possessions away from not only posting a fourth consecutive .500 or better record, but also making an appearance in a third straight postseason.

In 2003-04, San Diego State lost three games they led with 59 seconds to go in regulation, lost six games that were a one possession contest with 25 seconds or less remaining and lost seven games that SDSU led with 13:48 to go in regulation.

Splitting the six games that were a one possession contest with 25 seconds or less remaining that SDSU lost, would have given the Aztecs a 17-13 record.

Unfortunately, that trend has continued into the beginning portion of the 2004-05 season. Of the Aztecs seven losses this season, four were a one possession game with under three minutes to play.

► vs. UCSB, ot-L, 72-80. Aztecs shoot just 38.8 percent from the field but succeed from rallying from 10 points down to force overtime before suffering season-opening loss.

► vs. California, L, 57-60. Once again, San Diego State rallies from a double-digit deficit, trail by one point with 5:55 to play and have the ball down three when a three-point field goal attempt bounces off the rim as the clock expires.

► vs. Saint Mary's, L, 64-73. Stop us if you have heard this before. San Diego State, which trailed by 11 points at one time, rallies to take a one-point lead with 3:04 to play, but can't hold on to the lead.

► at Loyola Marymount, L, 68-72. Aztecs lead for 23:44 of the game and enjoyed a seven-point lead in the first half and a six-point lead in the second half. SDSU led with seven minutes remaining and trailed by two points with the ball with just over two minutes to play.

► vs. Providence, L, 67-76. San Diego State leads for more than 21 minutes of the game, leads by as many as seven points and a five-point second-half lead. SDSU has more rebounds, more free throw attempts and fewer turnovers but can not overcome 34.9 percent shooting.

In San Diego State's seven losses this season:

- The Aztecs have led in the final 10 minutes of the game: 4 times
- San Diego State led for more than 20 minutes of the game: 2 times

► WINS VS. LOSSES		
	W	L
Record	6-0	0-7
Scoring Margin	+15.8	-10.3
FG Percentage	49.7	37.3
Opp. FG Pct.	36.0	48.3
3FG Percentage	41.3	26.6
Reb. Margin	+4.1	-6.0
TO Game	15.3	16.4



## Mountain West

### STANDINGS

School	MWC		Overall	
	W	L	W	L
New Mexico	0	0	13	2
Utah	0	0	11	3
Air Force	0	0	8	5
CSU	0	0	8	5
Wyoming	0	0	7	5
UNLV	0	0	6	5
SDSU ◀	0	0	6	7
BYU	0	0	5	9

### SCHEDULE AND RESULTS

#### January 3 (Monday)

at Air Force 69, Navy 46  
 Colorado State 63, at Pepperdine 78  
 New Mexico 64, at Texas-Arl. 55  
 at SDSU 64, So. Dakota St. 49  
 at Utah 69, LSU 55

#### January 4 (Tuesday)

BYU 51 at Saint Mary's 72  
 at Wyoming 78, Denver 72

#### January 5 (Wednesday)

at Air Force 84, Texas Pan-Am 51  
 at UNLV 92, Fort Lewis 80  
 at Utah 81, Whitworth 60

#### January 8 (Saturday)

Colorado State at Air Force.  
 SDSU at BYU  
 Wyoming at New Mexico

#### January 10 (Monday)

UNLV at Utah  
 IPFW at Wyoming

#### January 11 (Tuesday)

Air Force at Saint Mary's  
 Montana St.-Billings at BYU

#### January 15 (Saturday)

New Mexico at Air Force  
 BYU at Colorado State  
 SDSU at UNLV  
 Utah at Wyoming

## Relying on the Underclassmen

Most people expected big things from San Diego State's senior class in 2004-05. With six players entering their final season on the Mesa, SDSU looked to be loaded with experience.

But due to injuries and other circumstances, the six seniors on the Aztec squad - Travis Hanour, Jared Ines, Tommy Johnson, Chris Manker, Wesley Stokes and Chris Walton - have played a total of 37 games, made 11 starts, scored 153 points, pulled down 69 rebounds and have 33 assists through 13 games.

Right now, the Aztec senior class is accounting for 20.1 percent of the minutes played, 17.1 percent of the scoring, 17.3 percent of the rebounding and 20.4 percent of the assists. That means the Aztecs are on pace to return players responsible for more than 80 percent of those major statistical categories next season.

Despite having six members in its class, the senior trail both the junior class (with three members) and sophomore class (with two members) in starts, minutes played, points and rebounds per game.

There may be hope on the horizon for the class, with Travis Hanour and Chris Walton returning from injuries to play recently.

Below is a statistical breakdown by class.

	Players	GP	GS	Min.	PPG	RPG	APG
Senior	6	37	11	40.6	11.8	5.3	2.5
Junior	3	39	22	60.0	13.7	8.1	2.0
Sophomore	2	26	25	67.8	35.8	12.8	5.1
Freshmen	3	27	7	33.5	7.5	4.5	2.8

## Slaughter House Rules

Sophomore forward Marcus Slaughter has gotten off to an explosive start this season. An honorable mention all-conference selection as a freshman, Slaughter is averaging team-highs in scoring (18.5 ppg) and rebounding (8.8). As of Thursday, he ranked among the league leaders in scoring (3rd), rebounding (4th), and blocked shots (6th).

Other notes on Slaughter's great jump out of the gate.

▶ He has produced double-digit scoring games in all 13 games this season marking the first time in his career the sophomore has scored 10 or more points in as many as three consecutive games. He had eight double-figure scoring games all of last season.

▶ He is en route to post of the best individual single-season scoring average in school history. The last time an Aztec player averaged more than 18.3 points per game was in in 1985-86 season Michael Watson led the Western Athletic Conference with a 22.5 scoring average. That was also the last time an Aztec player led the league in scoring, something Slaughter is doing right now. His current scoring average of 18.5 would place him ninth all-time and fifth in the Division I era.

▶ With 240 total points this season, he has surpassed his freshman point total of 237 points.

▶ He led the Aztecs in scoring just once last season but has already led SDSU in scoring in seven of the first 13 games this season.

▶ He also has already connected on eight three-point field goals after making just eight last season.

▶ He has attempted 110 free throws through 13 games and is on pace to attempt 237 attempts in a 28-game season. That would be just short of the school record currently held by Michael Cage, who attempted 251 during his senior campaign in 1983-84.

## Heath Among League Leaders... In Everything

Already with a Mountain West Conference Player of the Week honor to his credit, Brandon Heath continues to progress into one of the top guards in the Mountain West Conference.

A native of Los Angeles, Heath is averaging 17.4 points this season. He led the Aztecs in scoring during the month of December.

Other notes on Heath's sophomore campaign

▶ Scored in double figures in 10 consecutive games and 13 straight against Division I teams.

▶ Made a three-point field goal in 14 straight games dating back to last season (longest streak of his career).

▶ Made 46-of-53 free throws this season, including 31 of his last 36 attempts.

He has 639 career points in just 43 collegiate games for a 14.9 scoring average.

## Four-Game Win Streak Most Impressive Since 1984

Although the Aztecs four-game win streak was snapped at Washington, the dominance SDSU displayed during the streak is worth reflecting on.

Although the Aztecs have had longer win streaks, you have to go back 20 years to find a more dominating four-game win streak than what SDSU has put together during the last four games.

San Diego State posted four victories by a combined score of 311-234, or by 77 total points. That makes an average victory total of 19.3 points during the four-game streak.

The last time the Aztecs put together a more dominating four game run was when the 1984-85 NCAA Tournament team outscored its opponents by 81 points in four consecutive games during December, 1984. The four-game streak was part of an 8-0 record that squad posted to begin the 1984-85 season and marks the last time San Diego State got off to a better start than this season's 4-1 record.

Below is a look at the most dominating four-game winning streaks based on point differential since the beginning of the 1984-85 season.

**SDSU Mountain West Conference Player of the Week**

Date	Nominee
Nov. 23	Marcus Slaughter
Nov. 30	Marcus Slaughter
<b>Dec. 6</b>	<b>Brandon Heath</b>
Dec. 13	Marcus Slaughter
Dec. 20	Marcus Slaughter
Dec. 27	Tyler Smith

Bold indicates player won the award

Rk.	Season	Pts.	Opponents	Final Record
1.	1984-85	+88	at UC Irvine, Morgan State, San Diego, UC Santa Barbara	23-8
	1984-85	+81	Morgan State, San Diego, UC Santa Barbara, at Long Beach State	23-8
3.	<b>2004-05</b>	<b>+77</b>	<b>Monmouth, UC San Diego, San Diego, at UC Santa Barbara</b>	
4.	2000-01	+59	Morgan State, Norfolk State, Oklahoma State, Texas A&M-CC	14-14
	1990-91	+59	Midwestern State, Cal Poly Pomona, UC Irvine, Arkansas State	13-16
6.	1984-85	+58	Wyoming, Long Beach, Texas-El Paso, New Mexico	23-8
	1984-85	+58	at US International, at Hawai'i, Air Force, at Brigham Young	23-8
8.	2002-03	+53	Hawai'i, at Houston, Florida Atlantic, IPFW	16-14
9.	2002-03	+52	at Houston, Florida Atlantic, IPFW, Loyola Marymount	16-14
10.	2000-01	+48	Norfolk State, Oklahoma State, Texas A&M-CC, at Loyola Marymount	14-14
11.	2000-01	+47	Arizona State, Morgan State, Norfolk State, Oklahoma State	14-14
12.	2002-03	+46	at Long Beach State, Hawai'i, at Houston, Florida Atlantic	16-14
13.	1984-85	+46	at Wyoming, at Air Force, Utah, Brigham Young	23-8
14.	1984-85	+42	Colorado State, Wyoming, Long Beach, Texas-El Paso	23-8

During the four-game winning streak, San Diego State put together some impressive numbers:

- ▶ San Diego State has shot 54.2 percent from the field during the four-game stretch, shooting above 50.0 percent from the floor in each of the last three games. That is the longest stretch since posting a 50 percent or better field goal percentage in five straight games from Feb. 22-Mar. 8, 2003. Since that time, SDSU shot 50 percent or better from the floor just twice in the 37 games prior to the beginning of the current three-game streak.
- ▶ The Aztecs have held their opponent to 40.1 percent field goal shooting, Since Steve Fisher's arrival at San Diego State, the Aztecs are 33-6 when their opponent shoots 40 percent or less from the field.
- ▶ A staple of the Aztec program has been strong rebounding. San Diego State has outrebounded four of five opponents this season and has a +8.2 rebound margin during the four-game winning streak.

As you might expect, four-game winning streak typically means good things for the rest of the season. The last two times SDSU has had at least a four-game winning streak in a season they have advanced to postseason play (2001-02 NCAA Tournament, 2002-03 NIT) and every season under Steve Fisher's direction that the Aztecs have a had four-game winning streak, SDSU has gone to finish .500 or better.

**Postseason Play, Guaranteed**

Given Steve Fisher's track record, San Diego State's prospects of returning to the postseason for a third time in four seasons appears to be good. In his 12 full seasons, Steve Fisher has returned at least three starters off a squad he coached the previous season eight times. He has guided all eight of those teams to postseason play, including six of those squads to the NCAA Tournament. Those eight teams have combined to post a 20-5 record in postseason play, including two appearances in the NCAA Tournament championship game (1991 and 1992) and a championship in the NIT (1996).

- ▶ Some additional notes on Steve Fisher's success when returning at least three starters off a team he has coached.
- ▶ Is 8-for-8 in leading his team to the postseason. Six times he has guided a team to the NCAA Tournament.
- ▶ Has won at least one postseason game in six of those eight seasons and at least two games in five of those eight seasons.
- ▶ Averaged 22.6 wins in those eight seasons. In six of the eight years his teams have won at least 21 games.

Below is a look at Fisher's magic when returning at least three starters from his previous squad.

Previous Season	Record	Season	Returning Starters	Returning Letterwinners	Record	Postseason
1988-89	30-7	1989-90	4	8	23-8	NCAA Tournament, 2nd Round
1990-91	14-15	1991-92	4	11	25-9	NCAA Tournament, Runner-Up
1991-92	25-9	1992-93	5	11	31-5	NCAA Tournament, Runner-Up
1992-93	31-5	1993-94	5	11	24-8	NCAA Tournament, Elite Eight
1993-94	24-8	1994-95	3	6	17-14	NCAA Tournament, 1st Round
1995-96	20-12	1996-97	4	7	24-11	NIT Champions
2000-01	14-14	2001-02	4	8	21-12	NCAA Tournament, 1st Round
2001-02	21-12	2002-03	3	5	16-14	NIT, 2nd Round
2003-04	14-16	2004-04	4	9		
<b>Averages</b>			<b>4.0</b>	<b>8.4</b>	<b>22.6-10.1</b>	<b>8 Postseason Appearances; 20-5 record in Postseason Play</b>

**Preseason Magazines Gives Aztecs Little Love**

Most of the preseason magazines have picked the Aztecs to finish in the lower half of the Mountain West Conference standings and the MWC poll was no exception, picking the Aztecs to finish seventh; however, a pretty strong case can be made that San Diego State will have a successful 2004-05 season.

- ▶ San Diego State returns four starters and nine letterwinners (includes Travis Hanour who sat out last season due to injuries) from the 2003-04 season. The Aztecs return eight of their top nine scorers from last season.
- ▶ Steve Fisher is 8-for-8 in his career in taking teams to the postseason when returning at least three starters off a team he coached the previous season. Included in those eight postseason trips are six NCAA Tournament berths and an average total of 22.6 wins. The last time a Steve Fisher-coached team returned four starters was 2001-02, when Fisher guided the Aztecs to their first NCAA Tournament appearance since 1985. Twice in his career, Fisher has returned at least three starters and at least nine letterwinners off a team he coached, both seasons he has led his team to the NCAA

Tournament, posting a collective 56-14 record.

▶ San Diego State returns 77.0 percent of points, 74.2 percent of field goals, 99.4 percent of three-point field goals, 78.0 percent of free throws, 68.6 percent of rebounds, 91.3 percent of assists, 54.9 percent of blocked shots, 85.8 percent of steals and 81.9 percent of minutes from the 2003-04 season.

▶ The 2004-05 SDSU roster has played 538 games and made 161 starts. Nine players on the Aztec roster have played in at least 30 college games and five players have made at least 18 college starts. Last season, the Aztec roster (not counting Travis Hanour's total because he missed the season due to injury) entered the campaign with a total of 407 games and 72 starts. In 2002-03 when San Diego State advanced to the second round of the postseason NIT, the Aztecs entered the campaign with 413 games and 152 starts of experience. In 2001-02 when the Aztecs claimed the Mountain West Conference championship and advanced to the NCAA Tournament, San Diego State entered the season with 370 games and 194 starts.

▶ San Diego State was not that far away last season from making their third consecutive postseason appearance. Although the Aztecs finished 14-16 overall, they lost three games when they led with 59 seconds left, lost six games that were a one possession game with 25 seconds or less remaining and lost seven games when they led with 13:48 or less remaining in regulation. Part of that can be explained by the fact that SDSU had just one scholarship senior (Aerick Sanders).

▶ San Diego State returns three players that earned all-Mountain West Conference recognition last season. Senior guard Wesley Stokes, sophomore guard Brandon Heath and sophomore forward Marcus Slaughter are back for SDSU this season. This marks the first time in school history that three all-league performers return from an Aztec team. In fact, in the Mountain West Conference era, San Diego State has never returned two all-MWC performers the following season (2000-01 (0); 2001-02 (0); 2002-03 (1) Tony Bland; 2003-04 (0); 2004-05 (3) Brandon Heath, Marcus Slaughter, Wesley Stokes).

▶ San Diego State has two of the best underclassmen not only in the league, but also in the country in Brandon Heath and Marcus Slaughter. The duo was two of only four freshmen to earn all-league recognition last season. Heath and Slaughter combined to score 650 points and pull down 284 rebounds in their inaugural season.

▶ Another example of the stability of the Aztec program can be found by the number of players that have signed with San Diego State out of the prep ranks. Of San Diego State's 16-player roster, three are Division I transfers (Travis Hanour, Chris Manker and Wesley Stokes), two junior college players (Mohamed Camara and walk-on Jared Ines) and 11 players who signed with SDSU directly out of high school. Of the five newcomers, four signed with the Aztecs out of high school.



<b>0</b>	<b>Tommy Johnson</b> <i>Guard, 6-3, 186, Sr.-3L</i> <i>Los Angeles, Calif. (Crenshaw High)</i>	PPG 04-05 1.3 RPG 1.0 APG 0.6 FG 53.8 3FG 00.0 FT 25.0 MWC Career Highs: <u>Points:</u> 18 vs. Troy State (11-30-03) <u>Rebounds:</u> 7 vs. IPFW (12-30-02) <u>Assists:</u> 5 at Cal Poly (11-30-02)	Played in 89 career games and has made 20 starts... Played in 44 games in which the Aztecs have won, second most among active players... Ranks 26th on the school's career three-point field goals list... Never fouled out of a game... Seven career 10+ scoring games... One of only two players to wear the numer zero jersey in Aztec history (Jim Roban).
<b>1</b>	<b>Brandon Heath</b> <i>Guard, 6-3, 183, So.-1L</i> <i>Los Angeles, Calif. (Westchester High)</i>	PPG 04-05 17.4 RPG 3.9 APG 4.0 FG 41.5 3FG 34.3 FT 86.8 MWC Career Highs: <u>Points:</u> 30 vs. Texas Tech (12-13-03) <u>Rebounds:</u> 9 vs. Monmouth (11-22-04) <u>Assists:</u> 9 vs. UCSD (11-27-04)	Earned MWC Player of the Week on Dec. 6... Already set career highs with nine rebounds and nine assists this season... 14 career 20+ scoring games... Has 639 career points in just 43 games... 9th on the SDSU career three-point field goal chart with 72... 3FG in 14 straight games... Scored in double figures in 13 straight vs. D-I Opponents... Made 31 of last 36 FTA.
<b>3</b>	<b>Chris Walton</b> <i>Forward, 6-8, 234, Sr.-3L</i> <i>San Diego, Calif. (Univ. of San Diego High)</i>	PPG 04-05 2.5 RPG 2.8 APG 1.5 FG 21.4 3FG 30.0 FT 50.0 MWC Career Highs: <u>Points:</u> 17 at BYU (2-9-04) <u>Rebounds:</u> 10 - two times <u>Assists:</u> 6 vs. Portland (12-31-03)	Missed nine straight games due to hip flexor and groin strain... Returned to action at Iowa State (Dec. 28) and responded with 6 pts. and 4 rebs... Had streak of 31 consecutive games played broken against Monmouth (Nov. 22)... Did not practiced between Nov. 20-Dec. 19 due to groin strain... Played in last three games and four games this season.
<b>5</b>	<b>Travis Hanour</b> <i>Guard, 6-6, 202, Sr.-1L</i> <i>Laguna Beach, Calif. (Laguna Beach/Univ. of Ariz.)</i>	PPG 04-05 1.0 RPG 1.0 APG 0.7 FG 25.0 3FG 33.3 FT 0.0 MWC Career Highs: <u>Points:</u> 11 - two times <u>Rebounds:</u> 7 vs. Utah (1-18-03) <u>Assists:</u> 3 vs. Wash. St. (2-10-01)	Played in three games this season... Prior to the UCSB game (Dec. 4), his last regular-season game was March 1, 2003... Had surgeries to alleviate chronic tendinitis in both knees since 2002-03... Most recent surgery was on his right knee on April 7, 2004, exactly 51 weeks after having similar surgery on his left knee.
<b>11</b>	<b>Tyler Smith</b> <i>Guard, 6-2, 208, Fr.-HS</i> <i>San Clemente, Calif. (Santa Margarita High)</i>	PPG 04-05 2.2 RPG 1.9 APG 1.4 FG 32.0 3FG 41.2 FT 37.5 MWC Career Highs: <u>Points:</u> 8 vs. CSUF (12-21-04) <u>Rebounds:</u> 8 vs. CSUF (12-21-04) <u>Assists:</u> 4 - two times	One of two true freshmen to play this season... His 180 minutes played are the seventh-highest total on the team... Played in 12-of-13 games this season and started the last four games... Career highs with eight points, eight rebounds and 38 minutes against CSUF (Dec. 21)... Leads team in hockey +/- (SDSU is +39 when he is on court; -16 when he is not on court)... Made 5 of last 10 3FGs.
<b>15</b>	<b>John Sharper</b> <i>Guard, 6-0, 195, Jr.-2L</i> <i>Oakland, Calif. (St. Mary's High)</i>	PPG 04-05 6.7 RPG 1.4 APG 1.3 FG 41.1 3FG 40.4 FT 1.000 MWC Career Highs: <u>Points:</u> 15 at UCSB (12-4-04) <u>Rebounds:</u> 5 vs. UCSD (12-2-02) <u>Assists:</u> 4 at Arizona (12-22-03)	Once a walk-on, Sharper has progressed into a regular in the rotation... A career 40.9 percent three-point field goal shooter (3rd highest in school history)... Made multiple treys in first five games this season... Aztecs are 12-6 when he makes two or more 3s in a game... One turnover in last three games (76 minutes)... Current streak of 12 straight FTM... Has a trey in personal-best 7 straight gms.
<b>20</b>	<b>Trimaine Davis</b> <i>Forward, 6-8, 233, Jr.-2L</i> <i>West Pittsburg, Calif. (Pittsburg High)</i>	PPG 04-05 3.8 RPG 1.7 APG 0.2 FG 56.8 3FG 0.0 FT 44.4 MWC Career Highs: <u>Points:</u> 10 at LMU (12-18-04) <u>Rebounds:</u> 4 - three times <u>Assists:</u> 1 - five times	Connected on 21-of-37 shots from the floor this season... Has a career 55.8 field goal percentage... Averaging 11.8 minutes per game this season... Played in 54 career games... Started his first career game on Dec. 18 at LMU and responded with a career high 10 points... Has 13 points and four rebounds in last two games (28 mins)... Avg. 13.1 points and 5.8 rebounds per 40 minutes.
<b>21</b>	<b>Matt Thomas</b> <i>Guard, 6-3, 191, Fr.-HS</i> <i>Riverside, Calif. (Martin Luther King High)</i>	PPG 04-05 5.5 RPG 2.7 APG 1.5 FG 32.8 3FG 16.7 FT 69.4 MWC Career Highs: <u>Points:</u> 14 at Washington (12-7-04) <u>Rebounds:</u> 7 vs. SMC (12-14-04) <u>Assists:</u> 6 vs. Monmouth (11-22-04)	Started three of the last six games and played in all 13 games this season... Has two double-digit scoring games... Made 22 of last 27 FTA... Nine steals in last eight games... Averages 19.4 minutes per game... Scored at least two points in every game this season... One of four Aztec players to score in every game this season (Heath, Sharper and Slaughter are the others).
<b>31</b>	<b>Jared Ines</b> <i>Forward, 6-7, 234, Sr.-SQ</i> <i>Modesto, Calif. (Ceres High/Ohlonne College)</i>	PPG 04-05 1.6 RPG 0.0 APG 0.0 FG 100.0 3FG 0.0 FT 33.3 MWC Career Highs: <u>Points:</u> 6 vs. San Diego (11-27-04) <u>Rebounds:</u> <u>Assists:</u>	Played in five career games - all this season... Last action came on Dec. 7 at Washington... Of the six seniors on the opening day roster, he is fourth in scoring with eight points and Tommy Johnson (15) and Chris Walton (10) are within reach... Scored six points in four minutes vs. UC San Diego (12-1-04)... Nickname is "Mysterious".
<b>33</b>	<b>Chris Manker</b> <i>Center, 7-0, 225, Sr.-2L</i> <i>W. Des Moines, Iowa. (Laguna Beach High/Oregon State Univ.)</i>	PPG 04-05 9.0 RPG 3.3 APG 1.4 FG 44.0 3FG 30.2 FT 76.2 MWC Career Highs: <u>Points:</u> 23 vs. UCSD (11-27-04) <u>Rebounds:</u> 9 vs. UCSD (12-6-03) <u>Assists:</u> 3 - two times	Aztecs' tallest player at 7-0 and can shoot the three... Made 17 two-point field goals all of last season, and already has 31 two-point field goals this year... Shooting 54.4 percent inside the arc... SDSU has outscored opponents by 38 points when he is on the floor and has been outscored by 15 points when he is not in the game... Has 55 career treys... 7 rebs. in 16 mins. vs. SDSU (Jan. 3).
<b>42</b>	<b>Marcus Slaughter</b> <i>Forward, 6-9, 208, So.-1L</i> <i>Riverside, Calif. (J.W. North High)</i>	PPG 04-05 18.5 RPG 8.8 APG 1.1 FG 47.6 3FG 30.8 FT 67.3 MWC Career Highs: <u>Points:</u> 28 vs. UCSB (11-19-04) <u>Rebounds:</u> 15 vs. UNLV (2-17-04) <u>Assists:</u> 4 at St. Mary's (1-7-04)	Started 30 consecutive games, the longest active streak on the team... One of three sophomores to rank in the top 50 nationally in scoring and rebounding... 3rd leading scorer in the MWC and 4th in league in rebounding... Scored in double figures in 13 straight games for the first time in his career after failing to score 10+ points in three straight prior to this streak... Has four double-doubles this season and six in his career.
<b>50</b>	<b>Mohamed Camara</b> <i>Center, 6-10, 265, Jr.-TR</i> <i>Conakry, Guinea (Moore (Ky.) High/Riverside College)</i>	PPG 04-05 3.2 RPG 5.0 APG 0.5 FG 39.5 3FG 0.0 FT 43.8 MWC Career Highs: <u>Points:</u> 7 vs. UCSD (11-27-04) <u>Rebounds:</u> 13 vs. Providence (12-31-04) <u>Assists:</u> 2 - two times	Continues to get more comfortable with the offense... A wide body center with good strength... Has 41 points and 65 rebounds this season... Averages 9.6 rebounds per 40 minutes of action... Speaks six languages and grew up playing soccer in Guinea... Played 20 or more minutes eight times including six of the last eight games.

## Coach Steve Fisher

Assistant Head Coach: Brian Dutcher

Assistant Coaches: Gregg Gottlieb, Mark Hughes

- 14th full season overall: 260-168
- 6th season at SDSU: 76-86
- 1989 NCAA Championship
- Appeared in national championship game three times ('89, '92, '93)
- 8 NCAA Tournament Appearances

- 4th in Active NCAA Tournament winning percentage (behind only Krzyzewski, Pittino and Izzo)
- One of 10 active coaches to win a NCAA national championship (Boheim, Calhoun, Fisher, Izzo, Knight, Krzyzewski, Olson, Pitino, T. Smith, G. Williams)

# SDSU Broadcast Roster



**# 0**  
**TOMMY JOHNSON**

Guard  
6-3, 186, Senior-3L  
Los Angeles, Calif.  
Crenshaw High

PPG: 1.3   RPG: 1.0   APG: 0.6  
FG%: 53.8   3FG: 00.0   FT%: 25.0



**# 1**  
**BRANDON HEATH**

Guard  
6-3, 183, Sophomore-1L  
Los Angeles, Calif.  
Westchester High

PPG: 17.4   RPG: 3.9   APG: 4.0  
FG%: 41.5   3FG: 34.3   FT%: 86.8



**# 3**  
**CHRIS WALTON**

Forward  
6-10, 230, Junior-2L  
San Diego, Calif.  
Univ. of San Diego High

PPG: 2.5   RPG: 2.8   APG: 2.0  
FG%: 21.4   3FG: 30.0   FT%: 50.0



**# 5**  
**TRAVIS HANOUR**

Guard  
6-8, 216, Senior-1L  
Laguna Beach, Calif.  
Laguna Beach High/  
Univ. of Arizona


PPG: 1.0   RPG: 1.0   APG: 0.7  
FG%: 25.0   3FG: 33.3   FT%: 0.0



**# 11**  
**TYLER SMITH**

Guard  
6-2, 208, Freshman-HS  
San Clemente, Calif.  
Santa Margarita Catholic  
High

PPG: 2.2   RPG: 1.9   APG: 1.4  
FG%: 32.0   3FG: 41.2   FT%: 37.5



**# 15**  
**JOHN SHARPER**

Guard  
6-0, 195, Junior-2L  
Oakland, Calif.  
St. Mary's High

PPG: 6.7   RPG: 1.4   APG: 1.3  
FG%: 41.1   3FG: 40.4   FT%: 100.0



**# 20**  
**TRIMAINE DAVIS**

Forward  
6-8, 233, Junior-2L  
West Pittsburg, Calif.  
Pittsburg High

PPG: 3.8   RPG: 1.7   APG: 0.2  
FG%: 56.8   3FG: 0.0   FT%: 44.4



**# 21**  
**MATT THOMAS**

Guard  
6-3, 191, Freshman-HS  
Riverside, Calif.  
Martin Luther King High

PPG: 5.5   RPG: 2.7   APG: 1.5  
FG%: 32.8   3FG: 16.7   FT%: 69.4



**# 31**  
**JARED INES**

Forward  
6-7, 234, Senior-Squad  
Modesto, Calif.  
Ceres High/  
Ohlone College

PPG: 1.6   RPG: 0.0   APG: 0.0  
FG%: 100.0   3FG: 0.0   FT%: 33.3



**# 33**  
**CHRIS MANKER**

Center  
7-0, 225, Junior-1L  
West Des Moines, Iowa  
Laguna Beach (Calif.) High/  
Oregon State Univ.

PPG: 9.0   RPG: 3.3   APG: 1.4  
FG%: 44.0   3FG: 30.2   FT%: 76.2



**# 42**  
**MARCUS SLAUGHTER**

Forward  
6-8, 223, Sophomore-1L  
Riverside, Calif.  
J.W. North High

PPG: 18.5   RPG: 8.8   APG: 1.1  
FG%: 47.6   3FG: 30.8   FT%: 67.3



**# 50**  
**MOHAMED CAMARA**

Center  
6-10, 265, Junior-TR  
Conakry, Guinea  
Moore (Ky.) High/  
Riverside College

PPG: 3.2   RPG: 5.0   APG: 0.5  
FG%: 39.5   3FG: 0.0   FT%: 43.8



**Head Coach**  
**STEVE FISHER**

- 14th full season as head coach • 260-168
- 6th year at San Diego State • 76-86
- 1989 NCAA champion
- 3 NCAA Championship game appearances
- 8 NCAA Tournament appearances
- Among active coaches he ranks: 4th in NCAA Tournament winning percentage (20-7, 71.4 percent), 5th in NBA Draft Picks (14) and 6th in NCAA Final Four Appearances (3)

**San Diego State Coaches and Staff**

Brian Dutcher, assistant head coach  
Gregg Gottlieb, assistant coach  
Mark Hughes, assistant coach  
Mark Fisher, director of basketball operations  
Matt Soria, director of player development  
Mark Haines, athletic trainer

# SAN DIEGO STATE ROSTER

## 2004-05 Alphabetical Roster

No.	Name	Pos.	Ht.	Wt.	Yr.	Exp.	Most Recent Div. I Season			Hometown (High School/Previous School)
							PPG	RPG	APG	
50	Mohamed Camara	C	6-10	265	Jr.	JC	---	---	---	Conakry, Guinea (Moore (Ky.) High/Riverside (Calif.) College)
20	Trimaine Davis	F	6-8	233	Jr.	2L	1.5	1.0	0.1	West Pittsburg, Calif. (Pittsburg High)
5	Travis Hanour	G	6-6	202	Sr.	1L	3.1	3.1	1.0	Laguna Beach, Calif. (Laguna Beach High/Univ. of Arizona)
1	Brandon Heath	G	6-3	183	So.	1L	13.8	2.7	1.8	Los Angeles, Calif. (Westchester High)
31	Jared Ines *	F	6-7	234	Sr.	SQ	0.0	0.0	0.0	Modesto, Calif. (Ceres High/Ohlone College)
0	Tommy Johnson	G	6-3	186	Sr.	3L	4.0	1.9	1.0	Los Angeles, Calif. (Crenshaw High)
30	Chris Lamb	F	6-9	205	Fr.	HS	---	---	---	Louisville, Colo. (Monarch High)
33	Chris Manker	C	7-0	225	Sr.	2L	3.4	2.3	0.3	West Des Moines, Iowa (Laguna Beach (Calif.) High/Oregon State Univ.)
24	Tim McGrath	F	6-5	182	Fr.	HS	---	---	---	Santa Monica, Calif. (Santa Monica High)
15	John Sharper	G	6-0	195	Jr.	2L	4.1	0.9	0.9	Oakland, Calif. (St. Mary's High)
42	Marcus Slaughter	F	6-8	223	So.	1L	7.9	6.8	0.7	Riverside, Calif. (J.W. North High)
11	Tyler Smith *	G	6-2	208	Fr.	HS	---	---	---	San Clemente, Calif. (Santa Margarita Catholic High)
2	Wesley Stokes	G	6-0	167	Sr.	1L	12.1	2.3	5.8	Long Beach, Calif. (Poly High/Univ. of Missouri)
21	Matt Thomas	G	6-3	191	Fr.	HS	---	---	---	Riverside, Calif. (Martin Luther King High)
3	Chris Walton	F	6-8	234	Sr.	3L	8.7	4.9	2.3	San Diego, Calif. (Univ. of San Diego High)

## 2004-05 Numerical Roster

No.	Name	Pos.	Ht.	Wt.	Yr.	Exp.	Most Recent Div. I Season			Hometown (High School/Previous School)
							PPG	RPG	APG	
0	Tommy Johnson	G	6-3	186	Sr.	3L	4.0	1.9	1.0	Los Angeles, Calif. (Crenshaw High)
1	Brandon Heath	G	6-3	183	So.	1L	13.8	2.7	1.8	Los Angeles, Calif. (Westchester High)
2	Wesley Stokes	G	6-0	167	Sr.	1L	12.1	2.3	5.8	Long Beach, Calif. (Poly High/Univ. of Missouri)
3	Chris Walton	F	6-8	234	Sr.	3L	8.7	4.9	2.3	San Diego, Calif. (Univ. of San Diego High)
5	Travis Hanour	G	6-6	202	Sr.	1L	3.1	3.1	1.0	Laguna Beach, Calif. (Laguna Beach High/Univ. of Arizona)
11	Tyler Smith *	G	6-2	208	Fr.	HS	---	---	---	San Clemente, Calif. (Santa Margarita Catholic High)
15	John Sharper	G	6-0	195	Jr.	2L	4.1	0.9	0.9	Oakland, Calif. (St. Mary's High)
20	Trimaine Davis	F	6-8	233	Jr.	2L	1.5	1.0	0.1	West Pittsburg, Calif. (Pittsburg High)
21	Matt Thomas	G	6-3	191	Fr.	HS	---	---	---	Riverside, Calif. (Martin Luther King High)
24	Tim McGrath	F	6-5	182	Fr.	HS	---	---	---	Santa Monica, Calif. (Santa Monica High)
30	Chris Lamb	F	6-9	205	Fr.	HS	---	---	---	Louisville, Colo. (Monarch High)
31	Jared Ines *	F	6-7	234	Sr.	SQ	0.0	0.0	0.0	Modesto, Calif. (Ceres High/Ohlone College)
33	Chris Manker	C	7-0	225	Sr.	2L	3.4	2.3	0.3	West Des Moines, Iowa (Laguna Beach (Calif.) High/Oregon State Univ.)
42	Marcus Slaughter	F	6-8	223	So.	1L	7.9	6.8	0.7	Riverside, Calif. (J.W. North High)
50	Mohamed Camara	C	6-10	265	Jr.	JC	---	---	---	Conakry, Guinea (Moore (Ky.) High/Riverside (Calif.) College)

<b>Head Coach:</b>	Steve Fisher (Illinois State, 1967)
<b>Assistant Head Coach:</b>	Brian Dutcher (Minnesota, 1982)
<b>Assistant Coaches:</b>	Gregg Gottlieb (UCLA, 1995), Mark Hughes (Michigan, 1989)
<b>Director of Operations:</b>	Mark Fisher (Michigan, 2001)
<b>Dir. of Player Development:</b>	Matt Soria (San Diego State, 2001)
<b>Athletic Trainer:</b>	Mark Haines (Metropolitan State College, 1987)

Year refers to basketball eligibility for the 2004-05 season. \* - Indicates walk-on.





# Steve Fisher

14th-Full Season • 6th Season at SDSU • Illinois State, 1967

One of the nation's most distinguished coaches, Steve Fisher has guided San Diego State's transformation from a college basketball afterthought to one of the most visible programs in the country.

In five short seasons, Steve Fisher has changed the outlook, fortunes and expectations of San Diego State basketball. The Aztecs have been transformed from the ugly duckling that muddled through the first-ever Mountain West Conference campaign with an 0-14 record into a program that has produced three .500 or better campaigns in the last four seasons, advanced to postseason play twice in the last three years, claimed a conference championship and the first Division I postseason victory in school history.

It is a school that now regularly goes toe-to-toe with the west's best basketball programs on the court and in the recruiting wars. It may be the new program on the block but seniority rarely matters in the changing world of college athletics.

When Fisher arrived on the scene, he found a basketball program that wasn't good enough to be called average. The Aztecs had suffered through 13 losing seasons in 14 years. Members of the school's last NCAA team were in the early stages of middle age. The expectations were in place all right. The Aztecs were expected and expecting to lose. The year before his arrival San Diego State won just four games.

The hiring only dates back to March of 1999, so referring to the "Steve Fisher Era" at San Diego State might be considered a bit premature. But with the Aztec banner now flying over the Mountain West Conference, there is little doubt that San Diego State basketball has reached a new level.

On March 26, 1999, San Diego State announced its arrival on the basketball scene in the form of a news conference to introduce its new coach, Steve Fisher. Fresh from a stint with the Sacramento Kings and with three appearances in the Final Four and a national championship in his pocket, he rolled up his sleeves and went to work. And work was needed. It looked to be a daunting challenge and yet the man with one of the highest winning percentages in NCAA Tournament history had no reservations.

No head-coaching career, at any level, started quicker than that of Steve Fisher. Six games into his head-coaching career he was undefeated and sporting a national championship ring. And the success

didn't stop with the national title.

Fisher's eight-plus seasons at the University of Michigan produced a 184-82 (.692) record, nine postseason tournament berths and three trips to the NCAA championship game, including the magical run to the 1989 national title.

Under Fisher, the Wolverines also claimed an NIT championship, won at least 20 games four times and finished among the top three in the powerful Big Ten Conference five times. In 1995, Michigan set a league record by holding opponents to just 39.4 percent shooting from the floor.

Fisher and Company raised the bar even higher in the postseason. His seven NCAA Tournament teams at Michigan combined for a 20-6 record, ranking him fourth among active coaches and ninth in NCAA history with a winning percentage of .769 in the national bracket. Only 13 coaches have taken more teams to the Final Four, including just five that are still active. He is one of three coaches to take three squads to the Final Four in the first five years of a head-coaching career, and one of just six coaches to lead a team to the championship of the NIT as well as the NCAA.

His accomplishments may be even greater at San Diego State. In 2001-02 he led the Aztecs to the postseason for the first time since 1985 and for just the fourth time ever. The 21 wins were second most for the school as a Division I program and the most since 1985. The fact that those numbers came after just three seasons signifies what is one of the great recent turnarounds in college basketball.

He followed that up with a third consecutive season with a .500 or better record in 2002-03 and led San Diego State back to the postseason for the second consecutive season for only the second time in the school's Division I history. In addition, SDSU claimed its first Division I postseason victory with a win in the NIT.

The Aztecs survived the loss of four starters and arguably the most difficult schedule in school history to post a 14-16 record in 2003-04. Highlights during the campaign included a third-place finish at the EA Sports Maui Invitational and home victories over Brigham Young and Utah.

The future looks even brighter. The Aztecs return three starters to go along with another nationally-ranked recruiting class have SDSU fans looking forward to the 2004-05 campaign.

## Record Breakdown

	Career
Home	149-53
Away	62-95
Neutral	49-20

By Month	
November	26-14
December	81-32
January	56-48
February	49-43
March	45-29
April	4-2

Games Decided By/In	
1-Point Games	13-7
2 Points	14-10
3 Points or Less	68-47
Overtime	19-14

## ► Steve Fisher Year-By-Year

Year	School	W	L	Pct.	Conference			Postseason/Honors
					W	L	Pct.	
1989	Michigan	6	0	1.000	-	-	-	NCAA Champions
1989-90	Michigan	23	8	.742	12	6	.667	NCAA Second Round
1990-91	Michigan	14	15	.483	7	11	.389	NIT First Round
1991-92	Michigan	25	9	.735	11	7	.611	NCAA Runner-Up, <i>Basketball Times</i> Coach of the Year
1992-93	Michigan	31	5	.861	15	3	.833	NCAA Runner-Up
1993-94	Michigan	24	8	.750	13	5	.722	NCAA Regional Finalist
1994-95	Michigan	17	14	.548	11	7	.611	NCAA First Round
1995-96	Michigan	20	12	.625	10	8	.556	NCAA First Round
1996-97	Michigan	24	11	.686	9	9	.500	NIT Champions
<b>Eight Full Seasons at UM</b>		<b>184</b>	<b>82</b>	<b>.692</b>	<b>88</b>	<b>56</b>	<b>.611</b>	<b>7 NCAA Tournaments, 9 Postseason Appearances</b>
Year	School	W	L	Pct.	W	L	Pct.	Postseason/Honors
1999-00	San Diego State	5	23	.179	0	14	.000	
2000-01	San Diego State	14	14	.500	4	10	.286	8th-most improved team in the country (Sagarin Ratings)
2001-02	San Diego State	21	12	.636	7	7	.500	NCAA First Round; Aztecs' first NCAA trip since 1985
2002-03	San Diego State	16	14	.552	6	8	.429	NIT Second Round; Aztecs reach postseason in consecutive yrs
2003-04	San Diego State	14	16	.483	5	9	.357	Two players that earned all-league honors return in 04-05
2004-05	San Diego State	6	7	.462				
<b>Six Seasons at SDSU</b>		<b>76</b>	<b>86</b>	<b>.469</b>	<b>22</b>	<b>48</b>	<b>.314</b>	<b>Consecutive Postseason Appearances</b>
14th-Full Season Career		<b>260</b>	<b>168</b>	<b>.607</b>	<b>110</b>	<b>104</b>	<b>.514</b>	<b>8 NCAA Tournaments, 11 Postseason Appearances</b>

**Season/Career Highs**

**Points**  
 Season 7 vs. CSUF, 12-21-04  
 Career 18 vs. Troy State, 11-30-03

**Rebounds**  
 Season 6 vs. CSUF, 12-21-04  
 Career 7 vs. IPFW, 12-30-02

**Assists**  
 Season 3 vs. CSUF, 12-21-04  
 Career 5 at Cal Poly, 11-30-02

**Field Goals**  
 Season 3 vs. CSUF, 12-21-04  
 Career 7 vs. Troy State, 11-30-03

**Field Goals Attempted**  
 Season 4 vs. CSUF, 12-21-04  
 Career 12 vs. Dayton, 11-25-03

**Three-Point Field Goals**  
 Season  
 Career 3 at UNLV, 3-13-03

**Three-Point FG Attempted**  
 Season 1 - Three times  
 Career 6 vs. Dayton, 11-25-03  
 6 vs. UCSD, 12-2-02  
 6 at Portland, 11-27-02

**Free Throws**  
 Season 1 vs. CSUF, 12-21-04  
 Career 3 - seven times

**Free Throws Attempted**  
 Season 2 vs. CSUF, 12-21-04  
 2 vs. Saint Mary's, 12-14-04  
 Career 5 vs. Dayton, 11-25-03


**Steals**  
 Season 2 at Washington, 12-7-04  
 Career 4 vs. Troy State, 11-30-03

**Blocked Shots**  
 Season 1 at Washington, 12-7-04  
 1 vs. Monmouth, 11-22-04  
 Career 2 vs. UCSB, 3-19-03  
 2 at Texas Tech, 12-13-03

**Minutes Played**  
 Season 24 vs. CSUF, 12-21-04  
 Career 33 vs. Troy State, 11-30-03

# 0 • Tommy Johnson

Guard • 6-3 • 186 • Senior • Los Angeles, Calif. (Crenshaw High)



Played in the first 12 games of the season and had a string of 35 consecutive games played broken on Monday when he did not see action against South Dakota State (1-5-05)... Previous did not play came against UC San Diego on Dec. 6, 2003... Started two games this season (vs. Cal State Fullerton (12-21-04) and at Iowa State (12-28-04)) and has 20 career starts... Scored in the last three games in which he has played... In those three games, covering 33 minutes, he has 11 points on 5-of-7 shots from the field, with seven rebounds and three assists... Earned his first start of this season against Cal State Fullerton (12-21-04) and responded with a season-high in points (seven), rebounds (six) and assists (three) in 24 minutes of action... Against 16th-ranked Washington (12-7-04), he recorded two steals, a block and an assist, marking the first time he has posted a number in all three categories since Dec. 20, 2003, against Eastern Washington (three points, one rebound, two assists, two steals and one blocked shot)... Played 10 or more minutes in a game five times this season... 89 career games are the second most among active players, trailing only Chris Walton (95)... Has seven career double-figure scoring games... Never fouled out in 89 career games.

**2004-05 Game-By-Game Statistics**

Date	Opponent	S	MP	FG-FGA	3FG-FGA	FT-FTA	REB	PF	A	TO	BK	S	TP
N.19	UC Santa Barbara		15	0-2	0-1	0-0	1	1	2	1	0	0	0
N.22	Monmouth		12	1-1	0-0	0-0	1	0	0	1	1	0	2
N.27	UC San Diego		7	0-0	0-0	0-0	0	1	0	1	0	1	0
D.1	San Diego		4	0-0	0-0	0-0	1	0	0	0	0	0	0
D.4	at UC Santa Barbara		7	0-0	0-0	0-0	0	0	0	0	0	0	0
D.7	at Washington		12	1-3	0-1	0-0	1	1	1	3	1	2	2
D.11	California		1	0-0	0-0	0-0	0	0	0	0	0	0	0
D.14	Saint Mary's		9	0-0	0-0	0-2	0	2	1	1	0	0	0
D.18	at Loyola Marymount		10	0-0	0-0	0-0	1	2	0	2	0	0	0
D.21	Cal State Fullerton	S	24	3-4	0-1	1-2	6	0	3	1	0	0	7
D.28	at Iowa State	S	6	1-2	0-0	0-0	1	1	0	0	0	0	2
D.31	Providence		3	1-1	0-0	0-0	0	1	0	0	0	0	2
J.3	South Dakota State			DNP - Coach's Decision									
J.8	at Brigham Young*												
J.15	at UNLV*												
J.22	Wyoming*												
J.24	Colorado State*												
J.29	at Air Force*												
J.31	at New Mexico*												
F.5	Utah*												
F.7	Brigham Young*												
F.12	UNLV*												
F.19	at Colorado State*												
F.21	at Wyoming*												
F.26	New Mexico*												
F.28	Air Force*												
M.5	at Utah*												
M.10-12	at Mountain West Conference Championships												

**► Johnson Career Statistics**

Year	G-GS	Min.-Avg.	FG-FGA	Pct.	3P-3PA	Pct.	FT-FTA	Pct.	OR	DR	Reb	Avg.	PF-D	AT	TO	BS	ST	Pts.	Avg.
01-02	20-0	120-6.0	12-33	.364	6-18	.333	1-4	.250	5	13	18	0.9	21-0	7	4	4	4	31	1.5
02-03	28-7	474-16.9	56-141	.397	23-66	.348	21-29	.724	19	53	72	2.6	52-0	49	45	3	20	156	5.6
03-04	29-11	510-17.6	41-113	.363	10-38	.263	23-33	.697	14	41	55	1.9	57-0	29	26	6	22	115	4.0
04-05	12-2	110-9.2	7-13	.538	0-3	.000	1-4	.250	4	8	12	1.0	8-0	7	10	2	3	15	1.3
<b>Totals</b>	<b>89-20</b>	<b>1,214-13.6</b>	<b>116-300</b>	<b>.387</b>	<b>39-125</b>	<b>.312</b>	<b>46-70</b>	<b>.657</b>	<b>42</b>	<b>115</b>	<b>157</b>	<b>1.8</b>	<b>138-0</b>	<b>92</b>	<b>85</b>	<b>15</b>	<b>49</b>	<b>317</b>	<b>3.6</b>

**Season/Career Highs**

**Points**  
 Season 26 vs. San Diego, 12-1-04  
 Career 30 at Texas Tech, 12-13-03

**Rebounds**  
 Season 9 vs. Monmouth, 11-22-04  
 Career 9 vs. Monmouth, 11-22-04

**Assists**  
 Season 9 vs. UCSD, 11-27-04  
 Career 9 vs. UCSD, 11-27-04

**Field Goals**  
 Season 9 vs. Providence, 12-31-04  
 9 at Iowa State, 12-28-04  
 Career 10 at CSU, 1-24-04

**Field Goals Attempted**  
 Season 22 vs UCSB, 11-19-04  
 Career 22 vs UCSB, 11-19-04

**Three-Point Field Goals**  
 Season 4 at UCSB, 12-4-04  
 Career 5 vs. Ohio State, 11-24-03

**Three-Point Field Goals Attempted**  
 Season 10 vs. UCSB, 11-19-04  
 Career 10 - four Times

**Free Throws**  
 Season 9 vs. Saint Mary's, 12-14-04  
 Career 10 at Texas Tech, 12-13-03

**Free Throws Attempted**  
 Season 10 vs. Saint Mary's, 12-14-04  
 Career 12 vs. Ohio St., 11-24-03


**Steals**  
 Season 5 vs. UCSD, 11-27-04  
 Career 5 vs. UCSD, 11-27-04

**Blocked Shots**  
 Season 1 vs. UCSB, 11-19-04  
 Career 1 vs. UCSB, 11-19-04

**Minutes Played**  
 Season 41 vs. UCSB, 11-19-04  
 Career 43 at CSU, 1-24-04

# 1 • Brandon Heath

Guard • 6-3 • 183 • Sophomore • Los Angeles, Calif. (Westchester High)



**National Rankings (as of 1/4):** 39th in free throw percentage

**MWC Rankings (as of 1/6):** 2nd in steals, 2nd in free throw percentage, 3rd in assists, 4th in scoring, 7th in minutes played, 8th in three-point field goals made



Player of the Week  
 Nov. 29 - Dec. 5

Enjoying a tremendous sophomore campaign... Ranks among the Mountain West Conference leaders in six categories and is ranked among the top eight in scoring, assists, steals, minutes played, free throw percentage and three-point field goals made... Earned MWC Player of the Week honors for the week of Nov. 29-Dec. 5... Scored in double figures in 10 consecutive games and 12 times in 13 games this season... Made a three-point field goal in 14 straight games dating back to last season (longest streak of his career)... Has two or more treys in seven of 13 games this season... Had a string of 10 consecutive games with a steal dating back to last season broken at Loyola Marymount (12-18-04) (one game short of his career best of 11 set last season)... Has eight steals in the last four games... Already beginning to show up on the SDSU career charts: 9th in three-point field goals, 10th in three-point field goals attempted... Already has 639 career points and a scoring average of 14.9 which ranks 15th all-time in school history... Already posted career highs this season in rebounds (nine), assists (nine), field goals attempted (22), steals (five) and blocked shots (one)... Made 46-of-53 free throws this season, had a streak of 11 consecutive makes broken in the Saint Mary's game... Currently made 31 of his last 36 attempts and has made 10 straight free throws... Scored in double figures in 13 straight games against Division I opponents... Led the team in assists eight times this season (10 in his career), six times in scoring (15 times in his career) and once in rebounding (once in his career)... Has 14 career 20+ scoring games, including five this season.

**Trends:** San Diego State is 2-0 this season and 7-1 in his career when Heath shoots 50 percent or better from the field... The Aztecs are 3-1 this season and 9-3 in his career when he posts an efficiency rating of +16 or better... SDSU is 5-2 this season when he has more assists than turnovers

## 2004-05 Game-By-Game Statistics

Date	Opponent	S	MP	FG-FGA	3FG-FGA	FT-FTA	REB	PF	A	TO	BK	S	TP
N.19	UC Santa Barbara	S	41	7-22	3-10	0-0	4	2	3	4	1	2	17
N.22	Monmouth	S	32	3-13	2-5	8-8	9	2	2	6	0	3	16
N.27	UC San Diego	S	26	2-6	1-5	0-0	1	1	9	3	0	5	5
D.1	San Diego	S	34	8-15	3-5	7-8	3	2	5	4	0	1	26
D.4	at UC Santa Barbara	S	28	8-10	4-6	0-0	2	1	7	2	0	2	20
D.7	at Washington	S	27	7-16	1-2	3-4	4	4	1	5	0	1	18
D.11	California	S	32	4-9	2-5	4-4	3	0	2	5	0	2	14
D.14	Saint Mary's	S	38	5-13	1-3	9-10	1	5	1	3	0	4	20
D.18	at Loyola Marymount	S	29	3-14	1-6	5-7	6	4	4	2	0	0	12
D.21	Cal State Fullerton	S	32	6-15	1-5	4-6	4	2	6	4	0	2	17
D.28	at Iowa State	S	39	9-19	2-8	0-0	3	1	2	3	1	1	20
D.31	Providence	S	38	9-20	2-4	6-6	7	0	3	2	0	1	26
J.3	South Dakota State	S	31	7-16	1-6	0-0	4	1	7	3	0	4	15
J.8	at Brigham Young*												
J.15	at UNLV*												
J.22	Wyoming*												
J.24	Colorado State*												
J.29	at Air Force*												
J.31	at New Mexico*												
F.5	Utah*												
F.7	Brigham Young*												
F.12	UNLV*												
F.19	at Colorado State*												
F.21	at Wyoming*												
F.26	New Mexico*												
F.28	Air Force*												
M.5	at Utah*												
M.10-12	at Mountain West Conference Championships												

## ► Heath Career Statistics

Year	G-GS	Min.-Avg.	FG-FGA	Pct.	3P-3PA	Pct.	FT-FTA	Pct.	OR	DR	Reb	Avg.	PF-D	AT	TO	BS	ST	Pts Avg.
03-04	30-26	897-29.9	144-368	.391	48-160	.300	77-110	.700	23	57	80	2.7	58-0	53	66	0	41	413 13.8
04-05	13-12	427-32.8	78-188	.415	24-70	.343	46-53	.868	12	39	51	3.9	25-1	52	46	2	28	226 17.4
<b>Totals</b>	<b>43-38</b>	<b>1,324-30.8</b>	<b>222-556</b>	<b>.399</b>	<b>72-230</b>	<b>.313</b>	<b>123-163</b>	<b>.755</b>	<b>35</b>	<b>96</b>	<b>131</b>	<b>3.0</b>	<b>83-1</b>	<b>105</b>	<b>112</b>	<b>2</b>	<b>69</b>	<b>639 14.9</b>



**Season/Career Highs**

**Points**  
 Season 6 at Iowa State, 12-28-04  
 Career 17 at BYU, 2-9-04

**Rebounds**  
 Season 4 vs. South Dakota St., 1-3-05  
 4 at Iowa State, 12-28-04  
 Career 10 vs. UCSD, 12-6-03  
 10 vs. IPFW, 1-2-02

**Assists**  
 Season 3 vs. Providence, 12-31-04  
 Career 6 vs. Portland, 12-31-03

**Field Goals**  
 Season 2 at Iowa State, 12-28-04  
 Career 6 at BYU, 2-9-04  
 6 at Utah, 2-7-04  
 6 vs. IPFW, 1-2-02

**Field Goals Attempted**  
 Season 7 at Iowa State, 12-28-04  
 Career 13 vs. BYU, 1-12-04  
 13 vs. Dayton, 11-25-03

**Three-Point Field Goals**  
 Season 2 at Iowa State, 12-28-04  
 Career 3 at Utah, 2-7-04

**Three-Point Field Goals Attempted**  
 Season 6 at Iowa State, 12-28-04  
 Career 6 at Iowa State, 12-28-04

**Free Throws**  
 Season 1 vs. Providence, 12-31-04  
 Career 4 - four times

**Free Throws Attempted**  
 Season 2 vs. Providence, 12-31-04  
 Career 8 vs. UCSD, 12-6-03

**Steals**  
 Season 1 vs. Providence, 12-31-04  
 1 at Iowa State, 12-28-04  
 Career 3 - six times

**Blocked Shots**  
 Season 1 vs. South Dakota St., 1-3-05  
 1 vs. Providence, 12-31-04  
 Career 4 vs. New Mexico, 2-28-02

**Minutes Played**  
 Season 33 vs. Providence, 12-31-04  
 Career 40 at CSU, 1-24-04

# 3 • Chris Walton

Forward • 6-8 • 234 • Senior • San Diego, Calif. (Univ. of San Diego High)



Played in three consecutive games after missing nine straight games with a hip flexor and groin strain... In his first game back he played 23 minutes, scored six points and added four rebounds at Iowa State (12-28-04)... Practiced for the first time since Nov. 20th on Monday, Dec. 20th, and practiced the final three times before breaking for the holidays... MRI and x-rays were negative and the senior was planning to visit a specialist on the East Coast before working with local doctors... When he missed the Nov. 22 game against Monmouth, it snapped Walton's streak of 31 consecutive games played and his team-high 18 consecutive games started... The UC Santa Barbara game (11-19-04) marked just the second time in his last 31 games that he was held scoreless... Ranks among the school's career leaders in games played (15th), minutes played (18th), blocked shots (19th) and assists (26th)... Walton has played in 50 Aztec victories, that is the highest total among active players and the 11th highest all-time since the statistic has been kept beginning with the 1975-76 season... Organized his third annual drive to benefit AIDS patients in the San Diego area in conjunction with the San Diego SLAM (12-11-04).

**Trends:** San Diego State has won eight straight games and was 5-0 last season when Walton attempted at least four free throws.

**2004-05 Game-By-Game Statistics**

Date	Opponent	S	MP	FG-FGA	3FG-FGA	FT-FTA	REB	PF	A	TO	BK	S	TP
N.19	UC Santa Barbara	S	29	0-4	0-1	0-0	1	4	1	4	0	0	0
N.22	Monmouth			DNP - Injured									
N.27	UC San Diego			DNP - Injured									
D.1	San Diego			DNP - Injured									
D.4	at UC Santa Barbara			DNP - Injured									
D.7	at Washington			DNP - Injured									
D.11	California			DNP - Injured									
D.14	Saint Mary's			DNP - Injured									
D.18	at Loyola Marymount			DNP - Injured									
D.21	Cal State Fullerton			DNP - Injured									
D.28	at Iowa State		23	2-7	2-6	0-0	4	3	0	2	0	1	6
D.31	Providence	S	33	0-2	0-2	1-2	2	4	3	4	1	1	1
J.3	South Dakota State	S	25	1-1	1-1	0-0	4	4	2	3	1	0	3
J.8	at Brigham Young*												
J.15	at UNLV*												
J.22	Wyoming*												
J.24	Colorado State*												
J.29	at Air Force*												
J.31	at New Mexico*												
F.5	Utah*												
F.7	Brigham Young*												
F.12	UNLV*												
F.19	at Colorado State*												
F.21	at Wyoming*												
F.26	New Mexico*												
F.28	Air Force*												
M.5	at Utah*												
M.10-12	at Mountain West Conference Championships												

**Walton Career Statistics**

Year	G-GS	Min.-Avg.	FG-FGA	Pct.	3P-3PA	Pct.	FT-FTA	Pct.	OR	DR	Reb	Avg.	PF-D	AT	TO	BS	ST	Pts. Avg.	
00-01	28-0	443-15.8	34-72	.472	1-9	.111	23-33	.697	20	51	71	2.5	54-0	35	47	4	8	92	3.3
01-02	33-3	456-13.8	38-91	.418	0-6	.000	16-27	.593	33	69	102	3.1	69-2	31	22	13	17	92	2.8
03-04	30-29	895-29.8	101-245	.412	23-66	.348	37-58	.638	39	109	148	4.9	91-3	69	66	13	33	262	8.7
04-05	4-3	110-27.5	3-14	.214	3-10	.300	1-2	.500	6	5	11	2.8	15-0	6	13	2	2	10	2.5
<b>Totals</b>	<b>95-35</b>	<b>1,898-20.0</b>	<b>176-422</b>	<b>.417</b>	<b>27-91</b>	<b>.297</b>	<b>77-120</b>	<b>.642</b>	<b>98</b>	<b>234</b>	<b>332</b>	<b>3.5</b>	<b>229-5</b>	<b>141</b>	<b>148</b>	<b>32</b>	<b>60</b>	<b>456</b>	<b>4.8</b>

**Season/Career Highs**

**Points**  
 Season 3 vs. Saint Mary's, 12-14-04  
 Career 11 vs. FAU, 12-28-02  
 11 at Oregon State, 2-2-01

**Rebounds**  
 Season 3 vs. California, 12-11-04  
 Career 7 vs. Utah, 1-18-03

**Assists**  
 Season 1 vs. California, 12-11-04  
 1 at UCSB, 12-4-04  
 Career 3 vs. Wash. State, 2-10-01

**Field Goals**  
 Season 1 vs. Saint Mary's, 12-14-04  
 Career 4 vs. FAU, 12-28-02  
 4 at Oregon State, 2-2-01

**Field Goals Attempted**  
 Season 3 vs. California, 12-11-04  
 Career 11 vs. Colorado St., 2-1-03

**Three-Point Field Goals**  
 Season 1 vs. Saint Mary's, 12-14-04  
 Career 3 at Oregon State, 2-2-01

**Three-Point Field Goals Attempted**  
 Season 2 vs. California, 12-11-04  
 Career 7 vs. Colorado St., 2-1-03

**Free Throws**  
 Season  
 Career 4 vs. Saint Mary's, 12-2-00

**Free Throws Attempted**  
 Season  
 Career 4 vs. Hawai'i, 12-14-02  
 4 vs. Saint Mary's, 12-2-00

**Steals**  
 Season 2 vs. California, 12-11-04  
 Career 2 vs. California, 12-11-04  
 2 vs. Texas Tech, 1-6-03

**Blocked Shots**  
 Season 1 vs. California, 12-11-04  
 Career 2 vs. Chaminade, 11-20-00

**Minutes Played**  
 Season 15 vs. California, 12-11-04  
 Career 35 vs. Utah, 1-18-03

# 5 • Travis Hanour

Guard • 6-6 • 202 • Senior • Laguna Beach, Calif.  
 (Laguna Beach High/Univ. of Arizona)



Has overcome chronic tendinitis and endured two knee surgeries to come back and contribute this season... Seen action in three games and played in consecutive games (vs. California on 12-11-04 and vs. Saint Mary's on 12-14-04)... Played three minutes in the Dec. 4th game at UC Santa Barbara to mark his first regular-season action since March 1, 2003... Missed 39 straight SDSU games due to injury... Played 15 minutes against California (12-11-04) to mark his most minutes since playing 26 vs. Colorado State on Feb. 1, 1003... The Aztecs played 43 games since he last scored (two points vs. New Mexico, Feb. 24, 2003) prior to hitting a three-point field goal against Saint Mary's (12-14-04)... Has contributed with three points, two assists, two steals and a blocked shot in 22 minutes of action this season... Current practice plan has him on the court every other day in an attempt to help his knees.

**2004-05 Game-By-Game Statistics**

Date	Opponent	S	MP	FG-FGA	3FG-FGA	FT-FTA	REB	PF	A	TO	BK	S	TP
N.19	UC Santa Barbara			DNP - Injured									
N.22	Monmouth			DNP - Injured									
N.27	UC San Diego			DNP - Injured									
D.1	San Diego			DNP - Injured									
D.4	at UC Santa Barbara	3		0-0	0-0	0-0	0	1	1	0	0	0	0
D.7	at Washington			DNP - Injured									
D.11	California		15	0-3	0-2	0-0	3	2	1	1	1	2	0
D.14	Saint Mary's		4	1-1	1-1	0-0	0	0	0	2	0	0	3
D.18	at Loyola Marymount			DNP - Coach's Decision									
D.21	Cal State Fullerton			DNP - Coach's Decision									
D.28	at Iowa State			DNP - Coach's Decision									
D.31	Providence			DNP - Coach's Decision									
J.3	South Dakota State			DNP - Coach's Decision									
J.8	at Brigham Young*												
J.15	at UNLV*												
J.22	Wyoming*												
J.24	Colorado State*												
J.29	at Air Force*												
J.31	at New Mexico*												
F.5	Utah*												
F.7	Brigham Young*												
F.12	UNLV*												
F.19	at Colorado State*												
F.21	at Wyoming*												
F.26	New Mexico*												
F.28	Air Force*												
M.5	at Utah*												
M.10-12	at Mountain West Conference Championships												

**Hanour Career Statistics**

\* - At Arizona

Year	G-GS	Min.-Avg.	FG-FGA	Pct.	3P-3PA	Pct.	FT-FTA	Pct.	OR	DR	Reb	Avg.	PF-D	AT	TO	BS	ST	Pts.	Avg.
00-01*	20-0	175-8.8	19-56	.339	5-27	.185	18-20	.900	5	23	28	1.4	9-0	12	17	3	5	61	3.1
02-03	18-8	278-15.4	18-62	.290	11-38	.289	9-14	.643	14	41	55	3.1	27-0	18	17	6	4	56	3.1
03-04	Did Not Play - Injured																		
04-05	3-0	22-7.3	1-4	.250	1-3	.333	0-0	.000	0	3	3	1.0	3-0	2	3	1	2	3	1.0
<b>Totals</b>	<b>41-8</b>	<b>475-11.6</b>	<b>38-122</b>	<b>.311</b>	<b>17-68</b>	<b>.250</b>	<b>27-34</b>	<b>.794</b>	<b>19</b>	<b>67</b>	<b>86</b>	<b>2.1</b>	<b>39-0</b>	<b>32</b>	<b>37</b>	<b>10</b>	<b>11</b>	<b>120</b>	<b>2.9</b>

**Season/Career Highs****Points**

Career 8 vs. CSUF, 12-21-04

**Rebounds**

Career 8 vs. CSUF, 12-21-04

**Assists**Career 4 vs. CSUF, 12-21-04  
4 vs. UCSD, 11-27-04**Field Goals**

Career 3 vs. CSUF, 12-21-04

**Field Goals Attempted**

Career 5 vs. CSUF, 12-21-04

**Three-Point Field Goals**Career 2 vs. South Dakota State, 1-3-05  
2 vs. CSUF, 12-21-04**Three-Point Field Goals Attempted**

Career 4 vs. CSUF, 12-21-04

**Free Throws**Career 1 vs. South Dakota State, 1-3-05  
1 at LMU, 12-18-04  
1 vs. Monmouth, 11-22-04**Free Throws Attempted**

Career 4 vs. South Dakota State, 1-3-05

**Steals**

Career 2 vs. South Dakota State, 1-3-05

**Blocked Shots**

Career

**Minutes Played**

Career 38 vs. CSUF, 12-21-04

# 11 • Tyler Smith

Guard • 6-2 • 208 • Freshman • San Clemente, Calif. (Santa Margarita Catholic High)



Walk-on true freshman guard has become an important fixture for the Aztecs... Played in 12 of the 13 games this season and his 180 minutes played are the seventh highest total on the team... Started the last four games and has the highest hockey +/- rating on the team... In the 180 minutes he has been on the court, San Diego State has outscored its opponents by 39 points... In the 345 minutes he has not been on the court, the Aztecs have been outscored by 16 points... Made five of his last 10 attempts from three-point range... With 17 assists and 14 turnovers, he joins Brandon Heath, Chris Manker and Matt Thomas as the only San Diego State players with more assists than turnovers... Has logged double-digit minutes nine times this season, including five straight games... Collected career highs in points (eight), rebounds (eight), field-goals made (three), three-pointers made (two), minutes (38) and tied a career-high in assists (four) in SDSU's Dec. 21st win over Cal State Fullerton... Handed out four assists, picked up two rebounds and hit his first career three-pointer in just 18 minutes of action against UC San Diego (11-27-04)... Scored his first points as an Aztec in the win over Monmouth (11-22-04)... Has at least one assist in five of the eight games he has played in.

**Trends:** San Diego State is 5-1 when he scores a point.

**2004-05 Game-By-Game Statistics**

Date	Opponent	S	MP	FG-FGA	3FG-FGA	FT-FTA	REB	PF	A	TO	BK	S	TP
N.19	UC Santa Barbara		1	0-0	0-0	0-0	0	0	0	0	0	0	0
N.22	Monmouth		17	0-1	0-1	1-2	2	2	1	0	0	0	1
N.27	UC San Diego		18	1-2	1-1	0-0	2	3	4	0	0	0	3
D.1	San Diego		6	0-1	0-1	0-0	2	0	2	2	0	1	0
D.4	at UC Santa Barbara		11	1-2	1-2	0-0	0	2	0	3	0	0	3
D.7	at Washington		20	0-2	0-1	0-0	1	2	1	2	0	1	0
D.11	California		DNP - Coach's Decision										
D.14	Saint Mary's		4	0-1	0-1	0-0	0	1	1	0	0	0	0
D.18	at Loyola Marymount		18	1-2	1-1	1-2	3	1	0	0	0	1	4
D.21	Cal State Fullerton	S	38	3-5	2-4	0-0	8	2	4	3	0	0	8
D.28	at Iowa State	S	13	0-4	0-3	0-0	1	1	1	1	0	0	0
D.31	Providence	S	10	0-0	0-0	0-0	0	0	0	2	0	0	0
J.3	South Dakota State	S	24	2-5	2-2	1-4	4	1	3	1	0	2	7
J.8	at Brigham Young*												
J.15	at UNLV*												
J.22	Wyoming*												
J.24	Colorado State*												
J.29	at Air Force*												
J.31	at New Mexico*												
F.5	Utah*												
F.7	Brigham Young*												
F.12	UNLV*												
F.19	at Colorado State*												
F.21	at Wyoming*												
F.26	New Mexico*												
F.28	Air Force*												
M.5	at Utah*												
M.10-12	at Mountain West Conference Championships												

**► Smith Career Statistics**

Year	G-GS	Min.-Avg.	FG-FGA	Pct.	3P-3PA	Pct.	FT-FTA	Pct.	OR	DR	Reb	Avg.	PF-D	AT	TO	BS	ST	Pts. Avg.	
04-05	12-4	180-15.0	8-25	.320	7-17	.412	3-8	.375	7	16	23	1.9	15-0	17	14	0	5	26	2.2



**Season/Career Highs**

**Points**  
 Season 15 at UCSB, 12-4-04  
 Career 15 at UCSB, 12-4-04

**Rebounds**  
 Season 3 at Iowa State, 12-28-04  
 3 at LMU, 12-18-04  
 3 vs. California, 12-11-04  
 3 vs. UCSB, 11-19-04  
 Career 5 vs. UCSD, 12-2-02

**Assists**  
 Season 3 at Iowa State, 12-28-04  
 Career 4 at Arizona, 12-22-03

**Field Goals**  
 Season 6 at UCSB, 12-4-04  
 Career 6 at UCSB, 12-4-04

**Field Goals Attempted**  
 Season 9 at Iowa State, 12-28-04  
 Career 9 at Iowa State, 12-28-04

**Three-Point Field Goals**  
 Season 3 at UCSB, 12-4-04  
 3 vs. San Diego, 12-1-04  
 3 vs. UCSD, 11-27-04  
 Career 3 at UCSB, 12-4-04  
 3 vs. San Diego, 12-1-04  
 3 vs. UCSD, 11-27-04  
 3 vs. Cal Poly, 12-18-03

**Three-Point Field Goals Attempted**  
 Season 7 at Iowa State, 12-28-04  
 7 vs. San Diego, 12-1-04  
 Career 7 at Iowa State, 12-28-04  
 7 vs. San Diego, 12-1-04

**Free Throws**  
 Season 2 - three times  
 Career 3 vs. EWU, 12-20-03

**Free Throws Attempted**  
 Season 2 - three times  
 Career 4 vs. EWU, 12-20-03


**Steals**  
 Season 3 at Iowa State, 12-28-04  
 3 vs. CSUF, 12-21-04  
 3 vs. UCSD, 11-27-04  
 Career 3 - Four times

**Blocked Shots**  
 Career none

**Minutes Played**  
 Season 40 vs. UCSB, 11-19-04  
 Career 40 vs. UCSB, 11-19-04

# 15 • John Sharper

Guard • 6-0 • 195 • Junior • Oakland, Calif. (St. Mary's High)



**MWC Rankings (as of 1/6):** 8th in steals, 9th in three-point field goals made, 10th in three-point field goal percentage, 10th in three-point field goals made

Originally a walk-on, he has developed into a staple in the Aztec rotation and one of the top three-point shooters in school history... Started the first nine games of the season and has 14 starts in his career... For his career, has connected on 65-of-159 attempts from behind the arc, for a 40.9 percent success rate... That is third all-time trailing Tony Ross (45.8 percent) and Al Faux (41.1 percent)... Ranks 10th in school history with 65 career treys despite ranking 16th in school history in attempts (159)... Has 18 career multiple trey games, including six this season... Made at least two three-point field goals in a personal best five straight games to open the season (broken at Washington (12-7-04))... Has a three-point field goal in seven consecutive games (longest streak of his career)... Connected on 21-of-52 attempts from three-point range this season (40.4 percent)... Made 11-of-19 (57.9 percent) from bonus distance during a four-game stretch earlier this season (Monmouth, UCSD, San Diego and at UCSB)... The two highest scoring games of his career came in consecutive outings against San Diego (13 points) and at UC Santa Barbara (15 points)... Scored in 14 consecutive games dating back to last season, longest scoring streak of his career (had an 11-game scoring streak during his freshman campaign)... Joins Brandon Heath, Marcus Slaughter and Matt Thomas as the only players to score in every game this season... Has 53 turnovers in 1,111 career minutes for an average of one miscue every 21.0 minutes... Has 22 turnovers this season, although nine have come in two games - UC Santa Barbara (11-19-04) and at Washington (12-7-04)... Just one turnover in his last three games, covering 76 minutes... Is 6-for-6 from the free-throw line this season and has made 12 straight dating back to a miss vs. New Mexico (2-2-04).

**Trends:** San Diego State is 4-2 this season and 11-6 since the beginning of the 2003-04 season when Sharper connects on multiple three-point field goals... Aztecs are 6-4 this season when he has two turnovers or less in a game.

**2004-05 Game-By-Game Statistics**

Date	Opponent	S	MP	FG-FGA	3FG-FGA	FT-FTA	REB	PF	A	TO	BK	S	TP
N.19	UC Santa Barbara	S	40	3-8	2-6	0-0	3	0	2	4	0	0	8
N.22	Monmouth	S	17	2-3	2-3	0-0	0	2	1	0	0	1	6
N.27	UC San Diego	S	27	3-6	3-4	0-0	1	0	2	2	0	3	9
D.1	San Diego	S	33	4-8	3-7	2-2	1	0	1	1	0	2	13
D.4	at UC Santa Barbara	S	33	6-8	3-5	0-0	1	1	1	2	0	1	15
D.7	at Washington	S	17	0-3	0-1	2-2	0	1	2	5	0	0	2
D.11	California	S	33	2-6	1-3	2-2	3	3	1	1	0	1	7
D.14	Saint Mary's	S	35	1-6	1-4	0-0	2	3	2	2	0	1	3
D.18	at Loyola Marymount	S	31	1-4	1-3	0-0	3	0	1	3	0	1	3
D.21	Cal State Fullerton		13	2-5	1-4	0-0	0	2	1	1	0	3	5
D.28	at Iowa State		36	3-9	2-7	0-0	3	2	3	1	0	3	8
D.31	Providence		19	1-2	1-1	0-0	0	2	0	0	0	2	3
J.3	South Dakota State		21	2-5	1-4	0-0	1	2	0	0	0	0	5
J.8	at Brigham Young*												
J.15	at UNLV*												
J.22	Wyoming*												
J.24	Colorado State*												
J.29	at Air Force*												
J.31	at New Mexico*												
F.5	Utah*												
F.7	Brigham Young*												
F.12	UNLV*												
F.19	at Colorado State*												
F.21	at Wyoming*												
F.26	New Mexico*												
F.28	Air Force*												
M.5	at Utah*												
M.10-12	at Mountain West Conference Championships												

**► Sharper Career Statistics**

Year	G-GS	Min.-Avg.	FG-FGA	Pct.	3P-3PA	Pct.	FT-FTA	Pct.	OR	DR	Reb	Avg.	PF-D	AT	TO	BS	ST	Pts. Avg.	
02-03	28-0	236-8.4	16-38	.421	14-32	.438	6-10	.600	5	18	23	0.8	21-0	16	12	0	8	52	1.9
03-04	29-5	520-17.9	38-97	.392	30-75	.400	14-18	.778	5	22	27	0.9	46-2	26	19	0	26	120	4.1
04-05	13-9	355-27.3	30-73	.411	21-52	.404	6-6	100.0	3	15	18	1.4	18-0	17	22	0	18	87	6.7
<b>Totals</b>	<b>70-14</b>	<b>1,111-15.9</b>	<b>84-208</b>	<b>.404</b>	<b>65-159</b>	<b>.409</b>	<b>26-34</b>	<b>.765</b>	<b>13</b>	<b>55</b>	<b>68</b>	<b>1.0</b>	<b>85-2</b>	<b>59</b>	<b>53</b>	<b>0</b>	<b>52</b>	<b>259</b>	<b>3.7</b>

**Season/Career Highs**

**Points**  
 Season 10 at LMU, 12-18-04  
 Career 10 at LMU, 12-18-04

**Rebounds**  
 Season 3 vs. Saint Mary's, 12-14-04  
 3 at UCSB, 12-4-04  
 3 vs. Monmouth, 11-22-04  
 Career 4 at UNM, 2-28-04  
 4 at Saint Mary's, 1-7-04  
 4 vs. Cal Poly, 12-18-03

**Assists**  
 Season 1 vs. Providence, 12-31-04  
 1 at UCSB, 12-4-04  
 Career 1 - five times

**Field Goals**  
 Season 4 vs. UCSD, 11-27-04  
 Career 4 vs. UCSD, 11-27-04  
 4 at UNM, 2-28-04

**Field Goals Attempted**  
 Season 6 vs. South Dakota State, 1-3-05  
 Career 6 vs. South Dakota State, 1-3-05  
 6 at UNM, 2-28-04

**Three-Point Field Goals**  
 Season  
 Career

**Three-Point Field Goals Attempted**  
 Season  
 Career

**Free Throws**  
 Season 4 at LMU, 12-18-04  
 Career 4 at LMU, 12-18-04

**Free Throws Attempted**  
 Season 5 at LMU, 12-18-04  
 Career 5 at LMU, 12-18-04


**Steals**  
 Season 2 vs. South Dakota State, 1-3-05  
 Career 2 vs. South Dakota State, 1-3-05

**Blocked Shots**  
 Season 2 vs. South Dakota State, 1-3-05  
 Career 2 vs. South Dakota State, 1-3-05  
 2 at Colorado St., 3-3-03

**Minutes Played**  
 Season 19 at UCSB, 12-4-04  
 Career 19 at UCSB, 12-4-04  
 19 vs. UCSD, 12-2-02

# 20 • Trimaine Davis

Forward • 6-8 • 233 • Junior • West Pittsburg, Calif. (West Pittsburg High)



Getting more playing time as the season progresses... One of seven players to see action in all 13 games... Started three games this season... In his last two games (28 minutes on the court), he has 13 points, four rebounds, two blocked shots and two steals... Made his first career start in his 50th career game on Dec. 18th at Loyola Marymount... Scored a career high 10 points and added two rebounds in 13 minutes of action against LMU... Brings incredibly high energy on the court for San Diego State... Has played 10 or more minutes nine times this season after doing so just twice in the Aztecs' previous 42 games prior to this season... Played 10 or more minutes in six of the last seven games... Connected on 21-of-37 attempts (56.8 percent) from the field this season and 48-of-86 (55.8 percent) in his career... Made 25 of his last 43 attempts (58.1 percent) from the field dating back to last season... Scored in four consecutive games earlier this season for the first time in his career... Season averages prorated over 40 minutes are rather impressive: 13.1 points and 5.8 rebounds.

**Trends:** San Diego State is 6-4 this season when he scores.

**2004-05 Game-By-Game Statistics**

Date	Opponent	S	MP	FG-FGA	3FG-FGA	FT-FTA	REB	PF	A	TO	BK	S	TP
N.19	UC Santa Barbara		2	0-0	0-0	0-0	1	0	0	0	0	0	0
N.22	Monmouth		16	1-3	0-0	0-0	3	3	0	0	0	1	2
N.27	UC San Diego		14	4-5	0-0	0-0	2	4	0	1	0	0	8
D.1	San Diego		6	1-1	0-0	0-0	2	0	0	0	0	0	2
D.4	at UC Santa Barbara		19	2-3	0-0	0-2	3	0	1	0	1	0	4
D.7	at Washington		9	0-1	0-0	0-0	1	0	0	0	0	0	0
D.11	California		15	2-2	0-0	0-1	1	2	0	0	0	1	4
D.14	Saint Mary's		10	2-5	0-0	1-2	3	3	0	0	0	0	5
D.18	at Loyola Marymount	S	13	3-4	0-0	4-5	2	1	0	0	0	0	10
D.21	Cal State Fullerton	S	12	1-1	0-0	0-2	0	2	0	0	0	0	2
D.28	at Iowa State	S	9	0-0	0-0	0-0	0	2	0	2	0	0	0
D.31	Providence		11	3-6	0-0	1-2	2	2	1	0	0	0	7
J.3	South Dakota State		17	2-6	0-0	2-4	2	2	0	2	2	2	6
J.8	at Brigham Young*												
J.15	at UNLV*												
J.22	Wyoming*												
J.24	Colorado State*												
J.29	at Air Force*												
J.31	at New Mexico*												
F.5	Utah*												
F.7	Brigham Young*												
F.12	UNLV*												
F.19	at Colorado State*												
F.21	at Wyoming*												
F.26	New Mexico*												
F.28	Air Force*												
M.5	at Utah*												
M.10-12	at Mountain West Conference Championships												

**► Davis Career Statistics**

Year	G-GS	Min.-Avg.	FG-FGA	Pct.	3P-3PA	Pct.	FT-FTA	Pct.	OR	DR	Reb	Avg.	PF-D	AT	TO	BS	ST	Pts.	Avg.
02-03	24-0	166-6.9	16-26	.615	0-0	.000	3-7	.429	4	22	26	1.1	36-2	1	6	2	5	35	1.5
03-04	17-0	89-5.2	11-23	.478	0-0	.000	4-6	.667	9	8	17	1.0	15-0	2	3	4	1	26	1.5
04-05	13-3	153-11.8	21-37	.568	0-0	.000	8-18	.444	11	11	22	1.7	21-0	2	5	3	4	50	3.8
<b>Totals</b>	<b>54-3</b>	<b>408-7.6</b>	<b>48-86</b>	<b>.558</b>	<b>0-0</b>	<b>.000</b>	<b>15-31</b>	<b>.484</b>	<b>24</b>	<b>41</b>	<b>65</b>	<b>1.2</b>	<b>72-2</b>	<b>5</b>	<b>14</b>	<b>9</b>	<b>10</b>	<b>111</b>	<b>2.1</b>

**Season/Career Highs**

**Points**  
Career 14 at Washington, 12-7-04

**Rebounds**  
Career 7 vs. Saint Mary's, 12-14-04

**Assists**  
Career 6 vs. Monmouth, 11-22-04

**Field Goals**  
Career 5 at Washington, 12-7-04

**Field Goals Attempted**  
Career 11 at Washington, 12-7-04

**Three-Point Field Goals**  
Career 1 vs. UCSD, 11-22-04  
1 vs. Monmouth, 11-22-04

**Three-Point Field Goals Attempted**  
Career 3 vs. Monmouth, 11-22-04

**Free Throws**  
Career 4 vs. Saint Mary's, 12-14-04  
4 at Washington, 12-7-04

**Free Throws Attempted**  
Career 5 vs. Saint Mary's, 12-14-04  
5 vs. Monmouth, 11-22-04

**Steals**  
Career 3 at Washington, 12-7-04  
3 vs. UCSD, 11-27-04

**Blocked Shots**  
Career

**Minutes Played**  
Career 32 vs. Saint Mary's, 12-14-04

# 21 • Matt Thomas

Guard • 6-3 • 191 • Freshman • Riverside, Calif. (Martin Luther King High)



One of seven players to play in all 13 games, he has started three games this season... Only Aztec freshman to play in every game to date... Made his first career start and played a career-high 32 minutes against Saint Mary's (12-14-04)... Had a string of 10 consecutive free throws made broken against Saint Mary's (12-14-04) but has made 22-of-27 (81.5 percent) after making just 3-of-9 to open the season... His 20 assists this season are second on the team, despite averaging 19.4 minutes per game, the seventh highest total on the squad... 12 steals ranks fourth on the team... With 20 assists and 19 turnovers he joins Chris Manker, Brandon Heath and Tyler Smith as the only Aztec players with more assists than turnovers... Posted a career-best 14 points at Washington (12-7-04)... Had a string of at least one assist in seven games broken against Saint Mary's (12-14-04)... Has recorded a rebound in 11 of 13 games this season including a career-high seven boards against Saint Mary's (12-14-04).

**Trends:** The Aztecs are 4-2 when he has more assists than turnovers.

## 2004-05 Game-By-Game Statistics

Date	Opponent	S	MP	FG-FGA	3FG-FGA	FT-FTA	REB	PF	A	TO	BK	S	TP
N.19	UC Santa Barbara		6	1-2	0-0	0-0	1	1	1	0	0	0	2
N.22	Monmouth		27	3-8	1-3	1-5	5	0	6	3	0	0	8
N.27	UC San Diego		24	2-3	1-1	2-2	4	1	2	1	0	3	7
D.1	San Diego		17	2-7	0-1	0-2	5	1	1	3	0	0	4
D.4	at UC Santa Barbara		16	0-3	0-0	2-4	2	0	3	2	0	0	2
D.7	at Washington		27	5-11	0-1	4-4	3	2	3	4	0	3	14
D.11	California		16	2-5	0-1	2-2	2	3	1	2	0	2	6
D.14	Saint Mary's	S	32	3-10	0-2	4-5	7	2	0	1	0	1	10
D.18	at Loyola Marymount	S	31	2-5	0-0	3-4	4	2	2	1	0	2	7
D.21	Cal State Fullerton	S	11	1-5	0-1	2-2	0	2	0	1	0	0	4
D.28	at Iowa State		8	0-0	0-0	2-2	0	0	0	0	0	0	2
D.31	Providence		21	0-5	0-1	3-4	1	2	0	1	0	1	3
J.3	South Dakota State		16	1-3	0-1	0-0	1	0	1	0	0	0	2
J.8	at Brigham Young*												
J.15	at UNLV*												
J.22	Wyoming*												
J.24	Colorado State*												
J.29	at Air Force*												
J.31	at New Mexico*												
F.5	Utah*												
F.7	Brigham Young*												
F.12	UNLV*												
F.19	at Colorado State*												
F.21	at Wyoming*												
F.26	New Mexico*												
F.28	Air Force*												
M.5	at Utah*												
M.10-12	at Mountain West Conference Championships												

## ► Thomas Career Statistics

Year	G-GS	Min.-Avg.	FG-FGA	Pct.	3P-3PA	Pct.	FT-FTA	Pct.	OR	DR	Reb	Avg.	PF-D	AT	TO	BS	ST	Pts.	Avg.
04-05	13-3	25.2-19.4	22-67	.328	2-12	.167	25-36	.694	15	20	35	2.7	16-0	20	19	0	12	71	5.5



**Season/Career Highs**

<b>Points</b>	Career 6 vs. UCSD, 11-27-04
<b>Rebounds</b>	Career
<b>Assists</b>	Career
<b>Field Goals</b>	Career 2 vs. UCSD, 11-27-04
<b>Field Goals Attempted</b>	Career 2 vs. UCSD, 11-27-04
<b>Three-Point Field Goals</b>	Career
<b>Three-Point Field Goals Attempted</b>	Career
<b>Free Throws</b>	Career 2 vs. UCSD, 11-27-04
<b>Free Throws Attempted</b>	Career 4 vs. UCSD, 11-27-04
<b>Steals</b>	Career
<b>Blocked Shots</b>	Career
<b>Minutes Played</b>	Career 4 vs. UCSD, 11-27-04

# 31 • Jared Ines

Forward • 6-7 • 234 • Senior • Modesto, Calif. (Ceres High/Ohlone College)



Senior walk-on player entering his second season with the program... Played in five games and has made the most of his opportunities... In just nine minutes, he has scored eight points... Had career-best six points in four minutes against UC San Diego (11-27-04)... Also had two points at Washington (12-7-04).

**2004-05 Game-By-Game Statistics**

Date	Opponent	S	MP	FG-FGA	3FG-FGA	FT-FTA	REB	PF	A	TO	BK	S	TP
N.19	UC Santa Barbara			DNP - Coach's Decision									
N.22	Monmouth			DNP - Coach's Decision									
N.27	UC San Diego		4	2-2	0-0	2-4	0	0	0	0	0	0	6
D.1	San Diego		1	0-0	0-0	0-0	0	0	0	0	0	0	0
D.4	at UC Santa Barbara		2	0-0	0-0	0-2	0	0	0	0	0	0	0
D.7	at Washington		1	1-1	0-0	0-0	0	0	0	0	0	0	2
D.11	California			DNP - Coach's Decision									
D.14	Saint Mary's			DNP - Coach's Decision									
D.18	at Loyola Marymount			DNP - Coach's Decision									
D.21	Cal State Fullerton			DNP - Coach's Decision									
D.28	at Iowa State			DNP - Coach's Decision									
D.31	Providence			DNP - Coach's Decision									
J.3	South Dakota State			DNP - Coach's Decision									
J.8	at Brigham Young*												
J.15	at UNLV*												
J.22	Wyoming*												
J.24	Colorado State*												
J.29	at Air Force*												
J.31	at New Mexico*												
F.5	Utah*												
F.7	Brigham Young*												
F.12	UNLV*												
F.19	at Colorado State*												
F.21	at Wyoming*												
F.26	New Mexico*												
F.28	Air Force*												
M.5	at Utah*												
M.10-12	at Mountain West Conference Championships												

**► Ines Career Statistics**

Year	G-GS	Min.-Avg.	FG-FGA	Pct.	3P-3PA	Pct.	FT-FTA	Pct.	OR	DR	Reb	Avg.	PF-D	AT	TO	BS	ST	Pts. Avg.
04-05	4-0	8-2.0	3-3	1.000	0-0	.000	2-6	.333	0	0	0	0.0	0-0	0	0	0	0	8 2.0

**Season/Career Highs**

**Points**  
 Season 23 vs. UCSD, 11-27-04  
 Career 23 vs. UCSD, 11-27-04

**Rebounds**  
 Season 8 vs. UCSB, 11-19-04  
 Career 9 vs. UCSD, 12-6-03

**Assists**  
 Season 3 vs. California, 12-11-04  
 3 vs. UCSD, 11-27-04  
 Career 3 vs. California, 12-11-04  
 3 vs. UCSD, 11-27-04

**Field Goals**  
 Season 9 vs. San Diego, 12-1-04  
 9 vs. UCSD, 11-27-04  
 Career 9 vs. San Diego, 12-1-04  
 9 vs. UCSD, 11-27-04

**Field Goals Attempted**  
 Season 13 vs. San Diego, 12-1-04  
 13 vs. UCSD, 11-27-04  
 13 vs. UCSB, 11-19-04  
 Career 13 vs. San Diego, 12-1-04  
 13 vs. UCSD, 11-27-04  
 13 vs. UCSB, 11-19-04

**Three-Point Field Goals**  
 Season 3 vs. San Diego, 12-1-04  
 Career 4 at Wyoming, 1-26-04

**Three-Point Field Goals Attempted**  
 Season 7 vs. San Diego, 12-1-04  
 Career 8 vs. UCSD, 12-6-03  
 8 vs. Wyoming, 12-16-00

**Free Throws**  
 Season 5 vs. UCSD, 11-27-04  
 Career 5 vs. UCSD, 11-27-04

**Free Throws Attempted**  
 Season 5 vs. UCSD, 11-27-04  
 Career 6 vs. IPFW, 12-30-02

**Steals**  
 Season 3 vs. UCSB, 11-19-04  
 Career 3 vs. UCSB, 11-19-04

**Blocked Shots**  
 Season 3 vs. San Diego, 12-1-04  
 Career 3 vs. San Diego, 12-1-04

**Minutes Played**  
 Season 35 vs. UCSB, 11-19-04  
 Career 35 vs. UCSB, 11-19-04

# 33 • Chris Manker

Center • 7-0 • 225 • Senior • West Des Moines, Iowa  
 (Laguna Beach (Calif.) High/Oregon State University)



**MWC Rankings (as of 1/6):** 13th in offensive rebounding

Rebounded from his first scoreless game of the season by scoring seven points and adding seven rebounds against South Dakota State (1-5-04)... Always a threat from outside, Manker has become more comfortable playing in the paint... 55 career three-point field goals... Has 29 two-point field goals this season after connecting on just 17 twos last season and 52 in his first three seasons combined... Played in all 13 games this season and has six starts... Has four double-figure scoring games this season after posting three in his first three seasons combined... Made 13 of his last 14 free throws attempts... Had a string of 10 consecutive free throws made broken at Loyola Marymount (12-18-04)... Current FTM streak is three... One of two players to record a point, rebound and an assist in each of the first seven games this season (Brandon Heath)... Set a then-career high with 17 points, and added eight rebounds and a career-high three steals against UC Santa Barbara (11-19-04)... Against UC San Diego (11-27-04), scored his current career-high of 23 points on 8-for-13 shooting, all from inside the arc, and added a career-best 5-for-5 performance from the charity stripe... Also set a new career-mark against UC San Diego (11-27-04) with three assists, which he matched against California (12-11-04).

**Trends:** San Diego State is 3-2 this season and 10-3 in Manker's career when he blocks a shot... Dating back to his days at Oregon State, Manker's teams are 13-4 when he blocks a shot... SDSU is 3-2 this season and 12-7 in his career when Manker shoots 50 percent or better from the field.

**2004-05 Game-By-Game Statistics**

Date	Opponent	S	MP	FG-FGA	3FG-FGA	FT-FTA	REB	PF	A	TO	BK	S	TP
N.19	UC Santa Barbara		35	7-13	2-6	1-4	8	2	2	1	0	3	17
N.22	Monmouth	S	21	3-6	1-3	2-3	2	1	1	2	0	0	9
N.27	UC San Diego	S	28	9-13	0-2	5-5	5	0	3	0	1	1	23
D.1	San Diego	S	32	9-13	3-7	1-1	6	1	2	2	3	1	22
D.4	at UC Santa Barbara	S	29	2-6	1-3	0-0	3	4	1	1	0	0	5
D.7	at Washington	S	20	3-9	2-5	0-0	1	4	1	3	1	0	8
D.11	California	S	23	0-6	0-4	2-2	1	1	3	1	0	1	2
D.14	Saint Mary's		12	2-4	0-2	2-2	2	0	1	1	0	1	6
D.18	at Loyola Marymount		25	3-9	1-3	3-4	3	0	0	0	1	1	10
D.21	Cal State Fullerton		11	1-5	0-0	0-0	4	2	1	1	0	0	2
D.28	at Iowa State		19	2-6	2-5	0-0	0	3	2	2	0	1	6
D.31	Providence		6	0-2	0-1	0-0	1	1	1	0	0	0	0
J.3	South Dakota State		16	3-8	1-2	0-0	7	1	0	1	2	1	7
J.8	at Brigham Young*												
J.15	at UNLV*												
J.22	Wyoming*												
J.24	Colorado State*												
J.29	at Air Force*												
J.31	at New Mexico*												
F.5	Utah*												
F.7	Brigham Young*												
F.12	UNLV*												
F.19	at Colorado State*												
F.21	at Wyoming*												
F.26	New Mexico*												
F.28	Air Force*												
M.5	at Utah*												
M.10-12	at Mountain West Conference Championships												

**► Manker Career Statistics**

\* - At Oregon St.

Year	G-GS	Min.-Avg.	FG-FGA	Pct.	3P-3PA	Pct.	FT-FTA	Pct.	OR	DR	Reb	Avg.	PF-D	AT	TO	BS	ST	Pts.	Avg.
00-01*	21-3	252-12.0	12-42	.286	6-30	.200	3-5	.600	13	28	41	2.0	29-1	10	15	5	4	33	1.6
02-03	25-1	199-8.0	27-68	.397	16-45	.356	3-9	.333	11	19	30	1.2	24-0	4	16	5	3	73	3.0
03-04	29-1	293-10.1	37-98	.378	20-56	.357	6-14	.429	24	44	68	2.3	26-0	10	16	4	5	100	3.4
04-05	13-6	277-21.3	44-100	.440	13-43	.302	16-21	.762	21	22	43	3.3	20-0	18	15	8	10	117	9.0
<b>Totals</b>	<b>88-11</b>	<b>1,021-11.6</b>	<b>120-308</b>	<b>.390</b>	<b>55-174</b>	<b>.316</b>	<b>28-49</b>	<b>.571</b>	<b>69</b>	<b>113</b>	<b>182</b>	<b>2.1</b>	<b>99-1</b>	<b>42</b>	<b>62</b>	<b>22</b>	<b>22</b>	<b>323</b>	<b>3.7</b>

**Season/Career Highs**

**Points**  
 Season 28 vs. UCSB, 11-19-04  
 Career 28 vs. UCSB, 11-19-04

**Rebounds**  
 Season 13 vs. CSUF, 12-21-04  
 13 vs. UCSB, 11-19-04  
 Career 15 vs. CSU, 2-23-04

**Assists**  
 Season 3 vs. San Diego, 12-1-04  
 3 vs. UCSD, 11-27-04  
 Career 4 at Saint Mary's, 1-7-04

**Field Goals**  
 Season 8 - four times  
 Career 8 - five times

**Field Goals Attempted**  
 Season 20 vs. California, 12-11-04  
 Career 20 vs. California, 12-11-04

**Three-Point Field Goals**  
 Season 3 at UCSB, 12-4-04  
 Career 3 at UCSB, 12-4-04  
 3 vs. LBSU, 11-21-03

**Three-Point Field Goals Attempted**  
 Season 4 vs. California, 12-11-04  
 4 at UCSB, 12-4-04  
 Career 4 vs. California, 12-11-04  
 4 at UCSB, 12-4-04

**Free Throws**  
 Season 12 vs. UCSB, 11-19-04  
 Career 12 vs. UCSB, 11-19-04

**Free Throws Attempted**  
 Season 14 at LMU, 12-18-04  
 14 vs. Saint Mary's, 12-14-04  
 14 vs. Monmouth, 11-22-04  
 14 vs. UCSB, 11-19-04  
 Career 14 at LMU, 12-18-04  
 14 vs. Saint Mary's, 12-14-04  
 14 vs. Monmouth, 11-22-04  
 14 vs. UCSB, 11-19-04


**Steals**  
 Season 4 vs. UCSB, 11-19-04  
 Career 5 at UNM, 2-28-04

**Blocked Shots**  
 Season 3 vs. UCSD, 11-27-04  
 Career 3 vs. UCSD, 11-27-04

**Minutes Played**  
 Season 41 vs. UCSB, 11-19-04  
 Career 41 vs. UCSB, 11-19-04

# 42 • Marcus Slaughter

Forward • 6-8 • 223 • Sophomore • Riverside, Calif. (J.W. North High)



**National Rankings (as of 1/4):** 41st in rebounding, 49th in scoring  
**MWC Rankings (as of 1/6):** 1st in offensive rebounding, 2nd in minutes played, 3rd in scoring, 4th in steals, 4th in rebounding, 6th in defensive rebounding, 6th in blocked shots.

Not only one of the top players in the Mountain West Conference, but the entire West Coast... Third the MWC in scoring and ranked among the league's top 10 in seven different categories... Ranks 41st nationally in rebounding and 49th in scoring... One of three sophomores nationally to rank among the top 50 players in scoring and rebounding... Only Aztec player to start every game this season... Has scored in double figures in 13 straight games (had not scored in double figures in three consecutive games prior to this streak) after scoring 10+ points in eight games all of last season... Has nine consecutive games with 15 or more points... Had a streak of at least one three-point field goal in five straight games (broken against Saint Mary's (12-14-04))... Had seven or more rebounds in nine straight games (averaging 9.6 rpg during that stretch) broken against South Dakota State (1-3-05)... Has four double-doubles this season and six in his career... Led the team in scoring seven times this season and eight times in his career... Led team in rebounding nine times this season and 19 times in his career... Has 13 double-figure scoring games this season and 22 in his career... Has four double-figure rebound games this season and eight in his career... Started 30 consecutive games (last non-start was Dec. 31, 2003)... Has shot 14 free throws in a game four times this season... Attempting 8.5 free throws per game, which averaged out over a 28-game season would be 237 attempts... Already surpassed last season's free throw attempt total of 76.

**Trends:** San Diego State is 3-1 this season when Slaughter shoots better than 50 percent from the field.

**2004-05 Game-By-Game Statistics**

Date	Opponent	S	MP	FG-FGA	3FG-FGA	FT-FTA	REB	PF	A	TO	BK	S	TP
N.19	UC Santa Barbara	S	41	8-16	0-2	12-14	13	5	1	5	0	4	28
N.22	Monmouth	S	35	4-6	0-0	10-14	7	2	0	4	2	2	18
N.27	UC San Diego	S	30	7-11	1-3	5-7	4	0	3	0	3	2	20
D.1	San Diego	S	35	4-9	1-3	3-5	12	4	3	4	2	0	12
D.4	at UC Santa Barbara	S	33	8-13	3-4	5-5	7	4	1	3	0	0	24
D.7	at Washington	S	36	8-13	1-2	4-9	7	3	1	4	2	2	21
D.11	California	S	39	8-20	1-4	1-2	9	3	1	2	1	2	18
D.14	Saint Mary's	S	35	3-6	0-1	9-14	8	3	0	3	0	3	15
D.18	at Loyola Marymount	S	40	6-16	0-1	9-14	9	4	2	4	2	1	21
D.21	Cal State Fullerton	S	39	6-15	0-2	3-9	13	4	0	7	2	0	15
D.28	at Iowa State	S	32	6-12	1-2	2-5	12	3	1	4	2	2	15
D.31	Providence	S	31	6-19	0-2	6-6	9	5	0	1	1	1	18
J.3	South Dakota State	S	28	5-10	0-0	5-6	5	3	1	6	1	1	15
J.8	at Brigham Young*												
J.15	at UNLV*												
J.22	Wyoming*												
J.24	Colorado State*												
J.29	at Air Force*												
J.31	at New Mexico*												
F.5	Utah*												
F.7	Brigham Young*												
F.12	UNLV*												
F.19	at Colorado State*												
F.21	at Wyoming*												
F.26	New Mexico*												
F.28	Air Force*												
M.5	at Utah*												
M.10-12	at Mountain West Conference Championships												

**► Slaughter Career Statistics**

Year	G-GS	Min.-Avg.	FG-FGA	Pct.	3P-3PA	Pct.	FT-FTA	Pct.	OR	DR	Reb	Avg.	PF-D	AT	TO	BS	ST	Pts.	Avg.
03-04	30-18	755-25.2	87-184	.473	8-24	.333	55-76	.724	84	120	204	6.8	67-2	22	36	17	34	237	7.9
04-05	13-13	454-34.9	79-166	.476	8-26	.308	74-110	.673	44	69	115	8.8	43-2	14	47	18	20	240	18.5
<b>Totals</b>	<b>43-31</b>	<b>1,209-28.1</b>	<b>166-350</b>	<b>.474</b>	<b>16-50</b>	<b>.320</b>	<b>129-186</b>	<b>.694</b>	<b>130</b>	<b>189</b>	<b>319</b>	<b>7.4</b>	<b>110-4</b>	<b>36</b>	<b>83</b>	<b>35</b>	<b>54</b>	<b>477</b>	<b>11.1</b>

**Season/Career Highs**

**Points**  
 Career 7 vs. Providence, 12-31-04  
 7 vs. Monmouth, 11-22-04

**Rebounds**  
 Career 13 vs. South Dakota State, 1-3-05

**Assists**  
 Career 2 vs. Providence, 12-31-04  
 2 at Iowa State, 12-28-04

**Field Goals**  
 Career 3 vs. Monmouth, 11-22-04

**Field Goals Attempted**  
 Career 6 vs. Monmouth, 11-22-04

**Three-Point Field Goals**  
 Career

**Three-Point Field Goals Attempted**  
 Career

**Free Throws**  
 Career 3 vs. South Dakota State, 1-3-05

**Free Throws Attempted**  
 Career 7 vs. South Dakota State, 1-3-05

**Steals**  
 Career 3 at Washington, 12-7-04

**Blocked Shots**  
 Career 3 vs. South Dakota State, 1-3-05

**Minutes Played**  
 Career 31 at Washington, 12-7-04

# 50 • Mohamed Camara

Center • 6-10 • 265 • Junior • Conakry, Guinea

(Moore (Ky.) High/Riverside (Calif.) College)



**MWC Rankings (as of 1/6):** 10th in offensive rebounding, 17th in rebounding

Played in all 13 games this season and has 10 starts to his credit... Has 18 rebounds, 11 points and four blocked shots in his last two games (50 minutes of playing time)... Had a career-high 13 rebounds in 28 minutes of action against Providence (12-31-04)... Also tied a career-high with seven points against the Friars... One of seven players to see action in all 11 games this season... Averages 9.6 rebounds per 40 minutes.

**Trends:** San Diego State is 3-0 this season when he shoots 50 percent or better from the floor... SDSU is 3-2 this season when he hits at least one free-throw

**2004-05 Game-By-Game Statistics**

Date	Opponent	S	MP	FG-FGA	3FG-FGA	FT-FTA	REB	PF	A	TO	BK	S	TP
N.19	UC Santa Barbara	S	14	0-0	0-0	0-0	5	2	0	0	1	0	0
N.22	Monmouth	S	23	3-6	0-0	1-1	8	2	0	1	0	0	7
N.27	UC San Diego	S	19	2-4	0-0	1-2	4	1	0	0	1	0	5
D.1	San Diego	S	31	2-2	0-0	0-0	5	3	1	1	1	2	4
D.4	at UC Santa Barbara	S	19	0-0	0-0	0-0	3	3	1	1	0	0	0
D.7	at Washington	S	31	1-3	0-0	0-0	7	1	0	0	2	3	2
D.11	California	S	26	3-9	0-0	0-0	7	1	0	2	0	1	6
D.14	Saint Mary's	S	21	1-4	0-0	0-2	1	5	1	2	0	2	2
D.18	at Loyola Marymount		3	0-0	0-0	1-2	1	0	0	0	0	0	1
D.21	Cal State Fullerton		20	1-3	0-0	1-2	5	2	0	1	2	1	3
D.28	at Iowa State		15	0-1	0-0	0-0	1	3	2	1	0	0	0
D.31	Providence	S	28	2-6	0-0	3-7	13	0	2	2	1	1	7
J.3	South Dakota State	S	22	2-5	0-0	0-0	5	2	0	0	3	0	4
J.8	at Brigham Young*												
J.15	at UNLV*												
J.22	Wyoming*												
J.24	Colorado State*												
J.29	at Air Force*												
J.31	at New Mexico*												
F.5	Utah*												
F.7	Brigham Young*												
F.12	UNLV*												
F.19	at Colorado State*												
F.21	at Wyoming*												
F.26	New Mexico*												
F.28	Air Force*												
M.5	at Utah*												
M.10-12	at Mountain West Conference Championships												

**► Camara Career Statistics**

Year	G-GS	Min.-Avg.	FG-FGA	Pct.	3P-3PA	Pct.	FT-FTA	Pct.	OR	DR	Reb	Avg.	PF-D	AT	TO	BS	ST	Pts.	Avg.
04-05	13-10	27.2-20.9	17-43	.395	0-0	.000	7-16	.438	31	34	65	5.0	25-1	7	11	11	10	41	3.2



# Last Time It Happened

## TEAM MISCELANEOUS

San Diego State played an overtime game	Nov. 19, 2004, vs. UC Santa Barbara - ot-L, 72-80
San Diego State won an overtime game	Mar. 19, 2003, vs. UC Santa Barbara - ot-W, 67-62
San Diego State played a double overtime game	Jan. 24, 2004, at Colorado State - 2ot - L, 82-92
San Diego State played a triple overtime game	Jan. 2, 2000, vs. Air Force - 3ot - L, 77-81
San Diego State played consecutive overtime games	Jan. 22 and 26, 2002, vs. Wyoming - ot-L, 85-88 and vs. UNLV - ot-L, 79-80
San Diego State won a game in the final seconds	Mar. 2, 2002, vs. Air Force, Al Faux jumper right wing (:02.6) - W, 49-47
San Diego State lost a game in the final seconds	Jan. 26, 2002, vs. UNLV, Louis Amundson made front end of two-shot foul (:02.4) - ot-L, 79-80

## TEAM SCORING

San Diego State scored 100 or more points	Dec. 2, 1998, vs. Southern Cal College - W, 103-49
San Diego State scored 90 or more points	Dec. 18, 2003, vs. Cal Poly - W, 90-71
San Diego State scored 80 or more points	Dec. 1, 2004, vs. San Diego - W, 83-63
San Diego State scored less than 50 points	Mar. 1, 2004, at Air Force - L, 49-61
An opponent scored 100 or more points	Mar. 3, 2003, at Colorado State - L, 89-102
An opponent scored less than 50 points	Nov. 21, 2003, vs. Long Beach State - W, 74-44
San Diego State scored 50 or more points in a half	Nov. 27, 2004, vs. UC San Diego (51 in 2nd half) - W, 86-51
San Diego State scored 40 or more points in a half	Dec. 18, 2004, at Loyola Marymount (42 in 2nd half) - L, 68-72
San Diego State won by 40 or more points	Nov. 27, 2000, vs. UC San Diego - W, 98-53
San Diego State won by 30 or more points	Nov. 27, 2004, vs. UC San Diego - W, 86-51
San Diego State won by 20 or more points	Dec. 1, 2004, vs. San Diego - W, 83-63

## INDIVIDUAL SCORING

SDSU player had 50 or more points	Feb. 20, 1986, Anthony Watson (54) vs. U.S. International - W, 138-93
SDSU player had 40 or more points	Feb. 20, 1986, Anthony Watson (54) vs. U.S. International - W, 138-93
SDSU player had 35 or more points	Feb. 10, 1990, Shawn Jamison (37) vs. U.S. International - W, 138-93
SDSU player had 30 or more points	Dec. 31, 2003, Aerick Sanders (34) vs. Portland - W, 67-61
SDSU player made 10 or more field goals in a game	Mar. 6, 2004, Aerick Sanders (10-19) vs. Utah - L, 53-66
SDSU player scored 20 or more points in a half	Nov. 19, 2004, Marcus Slaughter (20 in 2nd half) vs. UC Santa Barbara - ot-L, 72-80

## MULTIPLE INDIVIDUAL SCORING

Three SDSU players had 20 points in same game	Dec. 1, 2001, Tony Bland (22), Al Faux (21), Randy Holcomb (20) vs. CSU Northridge - W, 80-70
Two SDSU players had 20 points in same game	Dec. 4, 2004, Marcus Slaughter (24), Brandon Heath (20) at UC Santa Barbara - W, 73-55
Five SDSU players scored in double figures in same game	Dec. 6, 2003, Wesley Stokes (18), Brandon Heath (12), Chris Manker (12), Aerick Sanders (12), Chris Walton (12) vs. UC San Diego - W, 76-51
Four SDSU players scored in double figures in same game	Dec. 18, 2004, Marcus Slaughter (21), Brandon Heath (12), Trimaime Davis (10), Chris Manker (10) at Loyola Marymount - L, 68-72

## CONSECUTIVE INDIVIDUAL SCORING

SDSU player had consecutive 30-point games	Jan. 27 and 30, 1986, Anthony Watson vs. Wyoming (30) and vs. Colorado State (31)
SDSU player had consecutive 20-point games	Dec. 28 and Dec. 31, 2004, Brandon Heath at Iowa State (20) and vs. Providence (26)
SDSU player had consecutive 10-plus made free-throw games	Nov. 19 and Nov. 22, 2004, Marcus Slaughter vs. UCSB (12) and vs. Monmouth (10)

## TEAM REBOUNDING

San Diego State had 45 or more rebounds	Dec. 21, 2004, vs. Cal State Fullerton (45) - W, 63-60
San Diego State had 40 or more rebounds	Dec. 21, 2004, vs. Cal State Fullerton (45) - W, 63-60
+20-Rebound Margin	Nov. 22, 2004, vs. Monmouth (+21) - W 69-65
+15-Rebound Margin	Nov. 22, 2004, vs. Monmouth (+21) - W 69-65
+10-Rebound Margin	Dec. 1, 2004, vs. San Diego (+14) - W, 83-63

## INDIVIDUAL REBOUNDING

SDSU player had 20 or more rebounds	Feb. 6, 1984, Michael Cage (21) vs. Wyoming - ot-L, 73-83
SDSU player had 15 or more rebounds	Feb. 21, 2004, Aerick Sanders (16) vs. Wyoming - W, 74-66
SDSU player had 10 or more rebounds	Dec. 31, 2004, Mohamed Camara (13) vs. Providence - L, 67-76

## DOUBLE-DOUBLES

SDSU player had a triple-double	never
SDSU player had a double-double	Dec. 28, 2004, Marcus Slaughter (15 points, 12 rebounds) at Iowa State - L, 59-69
SDSU player had a point-assist double-double	Jan. 2, 2000, Bradley Jackson (17 points, 11 assists) vs. High Point - W, 74-63
Two SDSU players had double-double in same game	Jan. 2, 2002, Randy Holcomb (22 points, 13 rebounds), Chris Walton (12 points, 10 rebounds) vs. IPFW - W, 90-72

# Last Time It Happened (cont.)

## Three SDSU players had double-double in same game

.....Dec. 7, 1982, Eddy Gordon (15 points, 11 rebounds), Keith Smith (14 points, 14 rebounds), Michael Cage (12 points, 11 rebounds) vs. Doane College - W, 100-88  
 SDSU player had three consecutive double-doubles  
 .....Jan. 17, 24 and 26, 2004, Aerick Sandes (23 points, 10 rebs.) vs. UNLV, (15 points, 16 rebs.) at Colorado State, (12 points, 11 rebs.) at Wyoming

## TEAM ASSISTS

San Diego State had 25 or more assists .....Dec. 1, 2001, vs. Cal State Northridge (26) - W, 80-70  
 San Diego State had 20 or more assists .....Nov. 27, 2004, vs. UC San Diego (23) - W, 86-51  
 San Diego State had 15 or more assists .....Dec. 4, 2004, at UC Santa Barbara (16) - W, 73-55

## INDIVIDUAL ASSISTS

SDSU player had 15 or more assists .....Mar. 7, 1981, Tony Gwynn (16) vs. New Mexico - W, 92-84  
 SDSU player had 10 or more assists .....Mar. 1, 2001, Deandre Moore (11) vs. Wyoming - L, 62-69

## TEAM STEALS

San Diego State had 15 or more steals .....Nov. 27, 2004, vs. UC San Diego (15) - W, 86-51  
 San Diego State had 10 or more steals .....Jan. 3, 2005, vs. South Dakota State (10) - W, 64-49

## INDIVIDUAL STEALS

SDSU player had 9 or more steals .....Feb. 20, 1986, Tracy Dildy (9) vs. USIU - W, 138-93  
 SDSU player had 5 or more steals .....Feb. 28, 2004, Marcus Slaughter (5) vs. New Mexico - L, 60-72

## TEAM BLOCKS

San Diego State had 10 or more blocks .....Jan. 21, 2002, vs. Wyoming (11) - ot-L, 85-88  
 San Diego State had 5 or more blocks .....Jan. 3, 2005, vs. South Dakota State (9) - W, 64-49

## INDIVIDUAL BLOCKS

SDSU player had 5 or more blocks .....Jan. 6, 2004, Aerick Sanders (5) vs. Saint Mary's - L, 66-80  
 SDSU player had 3 or more blocks .....Jan. 3, 2005, Mohamed Camara (3) vs. South Dakota State - W, 64-49

## TEAM TURNOVERS

San Diego State had 10 or fewer turnovers .....Nov. 27, 2004, vs. UC San Diego (9) - W, 86-51  
 San Diego State forced 25 or more turnovers .....Nov. 27, 2004, vs. UC San Diego (27) - W, 86-51  
 San Diego State forced 20 or more turnovers .....Jan. 3, 2005, vs. South Dakota State (23) - W, 64-49

## INDIVIDUAL MINUTES

SDSU player played 50 or more minutes .....Jan. 20, 2000, Myron Epps (50) vs. Air Force - 3ot-L, 77-81  
 SDSU player played 45 or more minutes .....Feb. 9, 2004, Aerick Sanders (45) at Brigham Young - ot-L, 69-83  
 SDSU player played 40 or more minutes .....Dec. 18, 2004, Marcus Slaughter (40) at Loyola Marymount - L, 68-72

## TEAM THREE-POINTERS

San Diego State made 15 or more three-point shots .....Dec. 2, 2002, vs. UC San Diego (16) - W, 87-57  
 San Diego State made 10 or more three-point shots .....Dec. 4, 2004, vs. UC Santa Barbara (12) - W, 73-55

## INDIVIDUAL THREE-POINTERS

SDSU player made 9 or more three-point shots .....Dec. 27, 1986, Tony Ross (9) vs. Manhattan - W, 77-69  
 SDSU player made 5 or more three-point shots .....Nov. 24, 2004, Brandon Heath (5) vs. Ohio State - W, 83-61

## TEAM FREE THROWS

San Diego State had a 85 percent or higher free-throw percentage (min. 15 att.) .....Dec. 3, 2003, vs. San Diego (87.5 percent - 14-16) - W, 66-63  
 San Diego State had a 80 percent or higher free-throw percentage (min. 15 att.) .....Feb. 17, 2004, at UNLV (80.0 percent 12-15) - L, 65-68  
 San Diego State attempted 40 or more free-throws .....Mar. 1, 2003, vs. Wyoming (42) - W, 86-73  
 San Diego State attempted 30 or more free-throws .....Dec. 18, 2004, at Loyola Marymount (38) - L, 68-72

## INDIVIDUAL FREE THROWS

SDSU player made 10 or more free-throws in a game .....Nov. 22, 2004, Marcus Slaughter (10-14) vs. Monmouth - W, 69-65  
 SDSU player made 100% free-throw percentage (min. 10 att.) .....Dec. 13, 2003, Brandon Heath (10-10) at Texas Tech, L, 68-78

## TEAM SHOOTING PERCENTAGE

SDSU made 60 percent or better from the field .....Dec. 4, 2004, at UC Santa Barbara (60.0 percent - 27-45) - W, 73-55  
 SDSU made 55 percent or better from the field .....Dec. 4, 2004, at UC Santa Barbara (60.0 percent - 27-45) - W, 73-55  
 SDSU had consecutive 50% or better games ...Dec.1 and Dec. 4, 2004, vs. San Diego (53.6 percent - 30-56) and at UC Santa Barbara (60 percent - 27-45)

# SDSU Career Records

## Points

Rk	DI	Name, Years	Points
1.	1.	Michael Cage, 81-82-83-84	1,846
2.	2.	Anthony Watson, 83-84-85-86	1,735
3.	-	Tony Pinkins, 55-56-57	1,475
4.	-	Bob Brady, 52-53-54	1,389
5.	3.	Steve Copp, 73-74-75-76	1,307
6.	-	Al Skalecky, 66-67-68	1,271
7.	4.	Tony Ross, 87-88-89	1,259
8.	5.	Chad Nelson, 94-95-96-97	1,225
9.	6.	Will Connelly, 75-76-77	1,188
9.	-	Von Jacobsen, 69-70-71	1,188
11.	-	Bernie Finlay, 58-59-60	1,110
12.	7.	•Myron Epps, 99-00-01-02	1,090
13.	8.	Eddie Morris, 80-81-82-83	1,089
14.	-	Danny Newport, 54-55-56	1,048
15.	-	Milton Phelps, 39-40-41	1,043
16.	-	Dave Miller, 66-67-68	1,034
17.	9.	Leonard Allen, 82-83-84-85	1,019
18.	10.	•Tony Bland, 02-03	1,012
19.	11.	Kim Goetz, 78-79	1,005
20.	12.	•Randy Holcomb, 01-02	1,002
13.		Joel Kramer, 74-76-77-78	949
14.		Mike Dodd, 76-77-78-79	928
15.		Tony Gwynn, 78-79-80-81	925
16.		Jason Richey, 97-98	908
17.		Courtie Miller, 90-91-92-93-94	891
18.		Joe McNaull, 91-92-93	843
19.		Steve Malovic, 78-79	838
20.		Eddy Gordon, 80-81-82-83	807
21.		•Aerick Sanders, 01-02-03-04	806
22.		Jimmy Harris, 71-72	800
23.		Mitch McMullen, 88-89	799
24.		Zach Jones, 81-82	794
25.		•Al Faux, 01-02	794
		---	
nr.		•Brandon Heath, 04-05	639
nr.		•Marcus Slaughter, 04-05	477
nr.		•Chris Walton, 01-02-04-05	456
nr.		•Wesley Stokes, 04	363

## Scoring Average

<i>min. 600 points</i>			
Rk	DI	Name, Years	PPG
1.	-	Bob Brady, 52-53-54	18.8
2.	1.	Kim Goetz, 78-79	18.6
3.	-	Tony Pinkins, 55-56-57	18.1
4.	2.	Jason Richey, 97-98	17.5
5.	3.	Michael Cage, 81-82-83-84	16.5
6.	4.	•Randy Holcomb, 01-02	16.4
7.	5.	•Tony Bland, 02-03	16.1
8.	6.	Anthony Watson, 83-84-85-86	15.8
9.	-	Al Skalecky, 66-67-68	15.5
10.	-	Von Jacobsen, 69-70-71	15.4
11.	7.	Chris McMurray, 72-73	15.238
12.	8.	Steve Malovic, 78-79	15.236
13.	-	Bernie Finlay, 58-59-60	15.205
14.	-	Dick Maureau, 61-62	15.1
15.	9.	•Brandon Heath, 04-05	14.9
16.	10.	Marty Dow, 90-91	14.9
17.	11.	Jimmy Harris, 71-72	14.814
18.	12.	Tony Ross, 87-88-89	14.812
19.	13.	Zack Jones, 81-82	14.7
20.	14.	Will Connelly, 75-76-77	14.5
21.	-	Bob Lundgren, 67-68	14.3
22.	15.	Steve Copp, 73-74-75-76	14.1
16.		•Al Faux, 01-02	13.84
17.		Mitch McMullen, 88-89	13.78
18.		Matt Watts, 98-99	13.7
19.		Marc Carter, 94-95	12.70
20.		Presnell Gilbert, 77-78-79	12.68
21.		Jimmy Wilkins, 71-72	12.6

## Rebounds

Rk	DI	Name, Years	Rebounds
1.	1.	Michael Cage, 81-82-83-84	1,317
2.	-	Al Skalecky, 66-67-68	1,090
3.	-	Larry Meek, 63-64-65	764
4.	2.	Steve Copp, 73-74-75-76	737
5.	3.	Leonard Allen, 82-83-84-85	724
6.	4.	Joel Kramer, 74-76-77-79	711
7.	5.	•Aerick Sanders, 01-02-03-04	686
8.	-	Noel Mickelsen, 54-55-56	642
9.	6.	Will Connelly, 75-76-77	641
10.	7.	Eddy Gordon, 80-81-82-83	631
11.	-	Tony Pinkins, 55-56-57	604
8.		Joe McNaull, 91-92-93	572
9.		•Marcelo Correa, 97-98-99-00-01	522
10.		•Myron Epps, 99-00-01-02	508
11.		Chris McMurray, 72-73	492
12.		Steve Malovic, 78-79	484
13.		•Randy Holcomb, 01-02	481
14.		Allen Bunting, 74-75-76	456
15.		Larry Jones, 72-73	420
16.		Marty Dow, 90-91	415
17.		Rodney Hawkins, 86-87-88	413
18.		Mitch McMullen, 88-89	408
19.		Leon Carter, 95-96	395
20.		John Martens, 83-84-85-86	372
21.		Chad Nelson, 94-95-96-97	370
22.		Anthony Watson, 83-84-85-86	362
23.		John Anderson, 73-74	354
24.		Roy Krusiwyk, 97-98	346
25.		Marc Carter, 94-95	344
		---	
nr.		•Chris Walton, 01-02-04-05	332
nr.		•Marcus Slaughter, 04-05	319
nr.		•Tommy Johnson, 02-03-04-05	157
nr.		•Chris Manker, 04-05	141

## Rebound Average

<i>min. 50 games</i>			
Rk	DI	Name, Years	RPG
1.	-	Al Skalecky, 66-67-68	13.3
1.		Michael Cage, 81-82-83-84	11.8
2.		Steve Malovic, 78-79	8.8
3.		Marty Dow, 90-91	8.0
4.		Steve Copp, 73-74-75-76	7.9247
5.		Larry Jones, 72-73	7.9245
6.		•Randy Holcomb, 01-02	7.88
7.		Will Connelly, 75-76-77	7.8
8.		Joel Kramer, 74-76-77-78	7.2
9.		Mitch McMullen, 88-89	7.0
10.		Leon Carter, 95-96	6.9
11.		John Anderson, 73-74	6.8
12.		Joe McNaull, 91-92-93	6.7
13.		•Aerick Sanders, 01-02-03-04	6.294
14.		Roy Krusiwyk, 97-98	6.290
15.		Leonard Allen, 82-83-84-85	6.24
16.		Marc Carter, 94-95	6.1
17.		Rodney Hawkins, 86-87-88	5.900
18.		Eddy Gordon, 80-81-82-83	5.897
19.		Kevin Betts, 97-98	5.89
20.		Allen Bunting, 74-75-76	5.8

## Assists

<i>since 1972-73 season</i>			
Rk	DI	Name, Years	Assists
1.		Tony Gwynn, 78-79-80-81	590
2.		Chad Nelson, 94-95-96-97	412
3.		Mark Delsman, 74-75-76-77	376
4.		Anthony Watson, 83-84-85-86	356
5.		Keith Smith, 82-83	349
6.		•Deandre Moore, 01-02-03	339
7.		Dean Decker, 77-78	307
8.		Ray Leary, 74-75-76	279
9.		Mike Dodd, 76-77-78-79	271
10.		Creon Dorsey, 85-86	263

11.		Bryan Williams, 88-89	243
12.		Michael Best, 89-90	238
13.		•Tony Bland, 02-03	213
14.		Arthur Massey, 90-91	212
15.		Jeff Konek, 85	211
16.		•David Abramowitz, 99-00-01	189
17.		Jason Richey, 97-98	184
17.		Gary Earle, 74-75-76	184
19.		•Wesley Stokes, 04	176
20.		Steve Copp, 73-74-75-76	171
21.		Matt Watts, 98-99	166
22.		Joel Kramer, 74-76-77-78	162
23.		Ray Barefield, 91-92-93	159
24.		Tracy Dildy, 86-87	155
25.		Raymond King, 96	150
26.		•Chris Walton, 01-02-04-05	137
		---	
nr.		•Brandon Heath, 02-03-04-05	105
nr.		•John Sharper, 03-04-05	59

## Assist Average

<i>min. 50 games; since 1972-73 season</i>			
Rk	DI	Name, Years	APG
1.		Keith Smith, 82-83	6.6
2.		Tony Gwynn, 78-79-80-81	5.51
3.		Dean Decker, 77-78	5.48
4.		Creon Dorsey, 85-86	4.5
5.		Michael Best, 89-90	4.3
6.		•Deandre Moore, 01-02-03	3.9
7.		Jeff Konek, 85	3.702
8.		Chad Nelson, 94-95-96-97	3.679
9.		Ray Leary, 74-75-76	3.671
10.		Arthur Massey, 90-91	3.59

## Field Goals

Rk	DI	Name, Years	FG
1.	1.	Anthony Watson, 83-84-85-86	702
2.	2.	Michael Cage, 81-82-83-84	679
3.	3.	Steve Copp, 73-74-75-76	507
4.	-	Tony Pinkins, 55-56-57	495
5.	4.	Eddie Morris, 80-81-82-83	483
6.	-	Al Skalecky, 66-67-68	481
7.	5.	Will Connelly, 75-76-77	477
8.	-	Bob Brady, 52-53-54	461
9.	6.	Von Jacobsen, 69-70-71	457
10.	7.	Kim Goetz, 78-79	435
8.		Tony Ross, 87-88-89	413
9.		•Myron Epps, 99-00-01-02	407
10.		Joel Kramer, 74-76-77-78	406
11.		Leonard Allen, 82-83-84-85	396
12.		Mike Dodd, 76-77-78-79	392
13.		•Randy Holcomb, 01-02	383
14.		•Tony Bland, 02-03	365
15.		Chad Nelson, 94-95-96-97	344
16.		Eddy Gordon, 80-81-82-83	343
17.		Tony Gwynn, 78-79-80-81	340
18.		Steve Malovic, 78-79	337
19.		•Aerick Sanders, 01-02-03-04	334
20.		Joe McNaull, 91-92-93	333
		---	
nr.		•Brandon Heath, 04-05	222
nr.		•Chris Walton, 01-02-04-05	176
nr.		•Marcus Slaughter, 04-05	166
nr.		•Wesley Stokes, 04	124
nr.		•Tommy Johnson, 02-03-04-05	116

## Field Goal Attempts

Rk	DI	Name, Years	FGA
1.	1.	Anthony Watson, 83-84-85-86	1,576
2.		Michael Cage, 81-82-83-84	1,238
3.		Steve Copp, 73-74-75-76	1,126
4.		Eddie Morris, 80-81-82-83	1,098
5.		Will Connelly, 75-76-77	1,020
6.		Tony Ross, 87-88-89	933
7.		Kim Goetz, 78-79	852

8.		Chad Nelson, 84-85-86-87	814
9.		•Randy Holcomb, 01-02	812
10.		•Tony Bland, 02-03	808
11.		•Myron Epps, 99-00-01-02	803
12.		Joel Kramer, 74-76-77-78	779
13.		Mike Dodd, 76-77-78-79	758
14.		Matt Watts, 98-99	731
15.		Jason Richey, 97-98	724
16.		Eddy Gordon, 80-81-82-83	722
17.		Tony Gwynn, 78-79-80-81	716
18.		Jimmy Harris, 71-72	710
19.		Berry Randle, 93-94-95-96	696
20.		Leonard Allen, 82-83-84-85	692
		---	
nr.		•Brandon Heath, 04-05	556
nr.		•Chris Walton, 01-02-04-05	422
nr.		•Marcus Slaughter, 04-05	350
nr.		•Wesley Stokes, 04	338
nr.		•Tommy Johnson, 02-03-04-05	300

## Field Goal Percentage

<i>minimum 500 career attempts</i>			
Rk	DI	Name, Years	FG Pct.
1.	1.	Leonard Allen, 82-83-84-85	57.2
2.	2.	Mitch McMullen, 88-89	56.2
3.	3.	Marty Dow, 90-91	55.5
4.	4.	Steve Malovic, 78-79	55.3
5.	-	Danny Newport, 54-55-56	55.2
6.	5.	Michael Cage, 81-82-83-84	54.8
7.	6.	•Aerick Sanders, 01-02-03-04	54.0
8.	7.	•Mike Mackell, 02-03	53.6
9.	8.	Joe McNaull, 91-92-93	53.1
10.	9.	Joel Kramer, 74-76-77-78	52.1
11.	10.	Mike Dodd, 76-77-78-79	51.7
11.		Kim Goetz, 78-79	51.1
12.		Myron Epps, 99-00-01-02	50.7
13.		•Marcelo Correa, 97-98-99-00-01	50.0
14.		Jimmy Wilkins, 71-72	48.9
15.		Zach Jones, 81-82	48.4
16.		Eddy Gordon, 80-81-82-83	47.51
17.		Tony Gwynn, 78-79-80-81	47.49
18.		•Randy Holcomb, 01-02	47.2
19.		Will Connelly, 75-76-77	46.8
20.		Presnell Gilbert, 77-78-79	45.7

## Three-Point Field Goals

<i>in existence since 1986-87 season</i>			
Rk	DI	Name, Years	3FG
1.		Tony Ross, 87-88-89	270
2.		Jason Richey, 97-98	136
3.		Chad Nelson, 94-95-96-97	122
4.		Michael Best, 89-90	107
5.		•Al Faux, 01-02	106
6.		•David Abramowitz, 99-00-01	98
7.		•Deandre Moore, 01-02-03	84
8.		Berry Randle, 93-94-95-96	76
9.		•Brandon Heath, 04-05	72
10.		•John Sharper, 03-04-05	65
10.		Matt Watts, 98-99	65
12.		•Donte Wilson, 99-00	56
12.		Brady Trenkle, 95-97-99	56
12.		Chris Walters, 93-94	56
15.		Josko Visnjic, 98	55
16.		Arthur Massey, 90-91	53
17.		Tony Clark, 92-9	



# SDSU Career Records (cont.)

## Three-Point FG Atts.

*in existence since 1986-87 season*

Rk	Name, Years	3FGA
1.	Tony Ross, 87-88-89	589
2.	Jason Richey, 97-98	381
3.	Chad Nelson, 94-95-96-97	337
4.	Michael Best, 89-90	292
5.	♦David Abramowitz, 99-00-01	284
6.	♦Al Faux, 01-02	256
7.	Berry Randle, 93-94-95-96	253
8.	♦Deandre Moore, 01-02-03	239
9.	Matt Watts, 98-99	237
10.	♦Brandon Heath, 04-05	230
11.	♦Donte Wilson, 99-00	180
12.	Josko Visnjic, 98	179
13.	Brady Trenkle, 95-97-99	176
14.	Arthur Massey, 90-91	173
15.	Chris Walters, 93-94	165
16.	♦John Sharper, 03-04-05	159
17.	♦Tony Bland, 02-03	153
18.	Derric Croft, 94	152
19.	♦Chris Manker, 03-04-05	144
	Tony Clark, 92-93	142
21.	♦Wesley Stokes, 04	138
---		
nr.	♦Tommy Johnson, 02-03-04-05	125
nr.	♦Chris Walton, 01-02-04-05	91

## Three-Point FG Pct.

*minimum 40 career three-point field goals*

Rk	Name, Years	3FG Pct.
1.	Tony Ross, 87-88-89	45.8
2.	♦Al Faux, 01-02	41.4
3.	♦John Sharper, 03-04-05	40.9
4.	♦Steve Sir, 03-04	39.8
5.	Michael Best, 89-90	36.64
6.	Tony Clark, 92-99	36.62
7.	Chad Nelson, 94-95-96-97	36.2
8.	Jason Richey, 97-98	35.7
9.	♦Deandre Moore, 01-02-03	35.1
10.	Darryl Gaines, 86-87	34.8
11.	♦Karlo Kovacic, 01-02	34.6
12.	♦David Abramowitz, 99-00-01	34.5
13.	Chris Walters, 93-94	33.9
14.	Derric Croft, 94	32.2
15.	Courtie Miller, 90-91-92-93-94	32.0
---		
nr.	♦Brandon Heath, 04-05	31.3
nr.	♦Wesley Stokes, 04	29.7

## Free Throws

Rk	DI	Name, Years	FTM
1.	1.	Michael Cage, 81-82-83-84	488
2.	-	Tony Pinkins, 55-56-57	485
3.	-	Bob Brady, 52-53-54	467
4.	2.	Chad Nelson, 94-95-96-97	415
5.	-	Bernie Finlay, 58-59-60	352
6.	3.	Anthony Watson, 83-84-85-86	331
7.	-	Al Skalecky, 66-67-68	309
8.	4.	Courtie Miller, 90-91-92-93-94	302
9.	5.	Steve Copp, 73-74-75-76	293
10.	-	Danny Newport, 54-55-56	290
6.	♦	Myron Epps, 99-00-01-02	274
7.		Tony Gwynn, 78-79-80-81	245
8.		Will Connelly, 75-76-77	234
9.	♦	Tony Bland, 02-03	233
10.		Leonard Allen, 82-83-84-85	227
11.		Jason Richey, 97-98	218
12.	♦	Marcelo Correa, 97-98-99-00-01	215
13.		Mitch McMullen, 88-89	207
14.	♦	Randy Holcomb, 01-02	205
15.		John Martens, 83-84-85-86	201
16.	♦	Mike Mackell, 02-03	199
17.		Bery Randle, 93-94-95-96	194
18.		Jeff Pete, 71-72	181

19.		Joe McNaull, 91-92-93	177
20.		Steve Malovic, 77-78	164
---			
nr.	♦	Marcus Slaughter, 04-05	129
nr.	♦	Brandon Heath, 04-05	123
nr.	♦	Chris Walton, 01-02-04-05	77
nr.	♦	Wesley Stokes, 04	74

## Free Throws Attempted

DI	Name, Years	FTA	
1.	Michael Cage, 81-82-83-84	667	
2.	Chad Nelson, 94-95-96-97	519	
3.	♦Myron Epps, 99-00-01-02	466	
4.	Anthony Watson, 83-84-85-86	446	
5.	Steve Copp, 73-74-75-76	439	
6.	Courtie Miller, 90-91-92-93-94	398	
7.	Will Connelly, 75-76-77	376	
8.	Leonard Allen, 82-83-84-85	369	
9.	Mitch McMullen, 88-89	356	
10.	♦Tony Bland, 02-03	340	
11.	Tony Gwynn, 78-79-80-81	334	
12.	♦Marcelo Correa, 97-98-99-00-01	324	
13.	Berry Randle, 93-94-95-96	314	
14.	♦Randy Holcomb, 01-02	312	
15.	Joe McNaull, 91-92-93	300	
16.	♦Mike Mackell, 02-03	289	
17.	John Martens, 83-84-85-86	285	
18.	Jason Richey, 97-98	271	
19.	Eddy Gordon, 80-81-82-83	255	
20.	Jeff Pete, 71-72	252	
---			
nr.	♦	Marcus Slaughter, 04-05	186
nr.	♦	Brandon Heath, 04-05	163
nr.	♦	Chris Walton, 01-02-04-05	120
nr.	♦	Wesley Stokes, 04	102

## Free Throw Percentage

*minimum 40 career free throws*

Rk	DI	Name, Years	FT Pct.
1.	1.	Kim Goetz, 78-79	85.4
2.	-	Mike Spigler, 69-70	83.6
3.	2.	Steve Malovic, 78-79	82.4
4.	3.	Jason Richey, 97-98	80.4
5.	4.	Tony Ross, 87-88-89	80.3
6.	5.	Chad Nelson, 94-95-96-97	80.0
7.	6.	Mike Dodd, 76-77-78-79	77.8
8.	-	Bernie Finlay, 58-59-60	77.7
9.	7.	Chris McMurray, 72-73	76.9
10.	-	Gary Schneider, 70-71	76.8
8.		Joel Kramer, 74-76-77-78	76.5
9.		Jimmy Wilkins, 71-72	76.4
10.		Courtie Miller, 90-91-92-93-94	75.9

## Blocks

*since 1978-79 season*

Rk	Name, Years	Blocks
1.	Leonard Allen, 82-83-84-85	214
2.	Michael Cage, 81-82-83-84	118
3.	Joe McNaull, 91-92-93	114
4.	♦Aerick Sanders, 01-02-03-04	105
5.	♦Marcelo Correa, 97-98-99-00-01	100
6.	Eddy Gordon, 80-81-82-83	71
7.	Marty Dow, 90-91	68
7.	Rodney Hawkins, 86-87-88	70
9.	Leon Carter, 95-96	58
9.	Marc Carter, 94-95	55
11.	♦Randy Holcomb, 01-02	51
11.	Courtie Miller, 90-91-92-93-94	51
13.	Mitch McMullen, 88-89	46
14.	Kevin Betts, 97-98	40
15.	Marcus Banks, 92-93	37
15.	Keith Balzer, 91-92-93	37
17.	♦Marcus Slaughter, 04-05	35
17.	Berry Randle, 93-94-95-96	35
19.	Steve Malovic, 78-79	34

20.	♦	Chris Walton, 01-02-04-05	32
21.		Eddie Morris, 80-81-82-83	32
22.		Roy Kruiswyk, 97-98	31
---			
nr.	♦	Chris Manker, 03-04-05	17
nr.	♦	Tommy Johnson, 02-03-04-05	15

## Steals

*since 1978-79 season*

Rk	Name, Years	Steals	
1.	Anthony Watson, 83-84-85-86	192	
2.	Chad Nelson, 94-95-96-97	175	
3.	Tony Gwynn, 78-79-80-81	141	
4.	Eddie Morris, 80-81-82-83	131	
5.	Matt Watts, 98-99	126	
5.	Michael Best, 89-90	126	
5.	Michael Cage, 81-82-83-84	126	
8.	♦Deandre Moore, 01-02-03	114	
9.	Eddy Gordon, 80-81-82-83	111	
10.	Creon Dorsey, 85-86	109	
11.	♦Marcelo Correa, 97-98-99-00-01	102	
12.	Jason Richey, 97-98	94	
13.	Bobby Owens, 83-84-85-86	92	
14.	Arthur Massey, 90-91	84	
15.	♦David Abramowitz, 99-00-01	81	
15.	Kevin Betts, 97-98	81	
17.	♦Aerick Sanders, 01-02-03-04	80	
18.	Bryan Williams, 88-89	77	
19.	Keith Smith, 82-83	76	
20.	Jason Hamilton, 93-94	73	
20.	Tracy Dildy, 86-87	73	
---			
nr.	♦	Brandon Heath, 04-05	69
nr.	♦	Chris Walton, 01-02-04-05	60
nr.	♦	Marcus Slaughter, 04-05	54
nr.	♦	Wesley Stokes, 04	49
nr.	♦	Tommy Johnson, 02-03-04-05	49

## Games Played

Rk	DI	Name, Years	GP
1.	1.	Leonard Allen, 82-83-84-85	116
2.	2.	♦Myron Epps, 99-00-01-02	113
2.	2.	Berry Randle, 93-94-95-96	113
4.	4.	♦Marcelo Correa, 97-98-99-00-01	112
4.	4.	Chad Nelson, 94-95-96-97	112
4.	4.	Michael Cage, 81-82-83-84	112
7.	7.	Anthony Watson, 83-84-85-86	110
8.	8.	♦Aerick Sanders, 01-02-03-04	109
8.	8.	Mark Delsman, 74-75-76-77	109
10.	10.	Eddy Gordon, 80-81-82-83	107
10.	10.	Tony Gwynn, 78-79-80-81	107
10.	-	Noel Mickelsen, 53-54-55-56	107
12.		Eddie Morris, 80-81-82-83	105
13.		Courtie Miller, 90-91-92-93-94	101
14.		Joel Kramer, 74-76-77-78	99
15.	♦	Chris Walton, 01-02-04-05	95
16.		Bobby Owens, 83-84-85-86	94
17.		Steve Copp, 73-74-75-76	93
18.		Mike Dodd, 76-77-78-79	91
19.	♦	Tommy Johnson, 02-03-04-05	89
20.	♦	Deandre Moore, 01-02-03	88
---			
nr.	♦	John Sharper, 03-04-05	69
nr.	♦	Chris Manker, 03-04-05	67

## Games Started

*since 1978-79*

Rk	Name, Years	GS
1.	Michael Cage, 81-82-83-84	112
2.	Leonard Allen, 82-83-84-85	110
3.	Chad Nelson, 94-95-96-97	103
4.	Anthony Watson, 83-84-85-86	93
5.	♦Marcelo Correa, 97-98-99-00-01	91
6.	♦Myron Epps, 99-00-01-02	81
7.	♦Deandre Moore, 01-02-03	73

8.	♦	Tony Bland, 02-03	62
8.		Joe McNaull, 91-92-93	62
8.		Eddie Morris, 80-81-82-83	62
11.	♦	Randy Holcomb, 01-02	61
11.		Tony Gwynn, 78-79-80-81	61
11.		Eddy Gordon, 80-81-82-83	61
14.	♦	Aerick Sanders, 01-02-03-04	60
15.		Rodney Hawkins, 86-87-88	59
16.	♦	Mike Mackell, 02-03	58
17.		Creon Dorsey, 85-86	57
17.		Courtie Miller, 90-91-92-93-94	57
17.		Chris Walters, 93-94	57
17.		Tony Ross, 87-88-89	57
---			
nr.	♦	Brandon Heath, 04-05	38
nr.	♦	Chris Walton, 01-02-04-05	35
nr.	♦	Marcus Slaughter, 04-05	31
nr.	♦	Wesley Stokes, 04	28
nr.	♦	Tommy Johnson, 02-03-04-05	20

## Consecutive Gms. Started

*since 1980-81 season*

Rk	Name, Years	Consecutive GS	
1.	Michael Cage, 81-82-83-84	112	
2.	Chad Nelson, 94-95-96-97	103	
3.	Leonard Allen, 82-83-84-85	70	
4.	♦Randy Holcomb, 01-02	61	
5.	♦Aerick Sanders, 01-02-03-04	60	
6.	♦Myron Epps, 99-00-01-02	58	
7.	Chris Walters, 93-94	57	
7.	Joe McNaull, 91-92-93	57	
9.	Kevin Betts, 97-98	55	
9.	Anthony Watson, 83-84-85-86	55	
---			
nr.	♦	Marcus Slaughter, 04-05	30

## Minutes Played

*since 1978-79 season*

Rk	Name, Years	Minutes	
1.	Michael Cage, 81-82-83-84	4,262	
2.	Chad Nelson, 94-95-96-97	3,692	
3.	Anthony Watson, 83-84-85-86	3,330	
4.	Leonard Allen, 82-83-84-85	3,191	
5.	♦Myron Epps, 99-00-01-02	2,971	
6.	Eddie Morris, 80-81-82-83	2,627	
7.	♦Marcelo Correa, 97-98-99-00-01	2,594	
8.	♦Deandre Moore, 01-02-03	2,462	
9.	♦Aerick Sanders, 01-02-03-04	2,460	
10.	Tony Gwynn, 78-79-80-81	+2,422	
11.	Tony Ross, 87-88-89	2,402	
12.	Eddy Gordon, 80-81-82-83	2,270	
13.	♦Tony Bland, 02-03	2,182	
14.	Joe McNaull, 91-92-93	2,101	
15.	Courtie Miller, 90-91-92-93-94	2,005	
16.	Berry Randle, 93-94-95-96	1,944	
17.	♦Randy Holcomb, 01-02	1,930	
18.	♦Chris Walton, 01-02-04-05	1,898	
19.	Rodney Hawkins, 86-87-88	1,880	
20.	Jason Richey, 97-98	1,848	
---			
nr.	♦	Brandon Heath, 04-05	1,324
nr.	♦	Tommy Johnson, 02-03-04-05	1,214
nr.	♦	Marcus Slaughter, 04	1,209
nr.	♦	John Sharper, 03-04-05	1,111
nr.	♦	Wesley Stokes, 04	1,014

## Victories

*since 1975-76 season*

Rk	Name, Years	Wins	
1.	Leonard Allen, 82-83-84-85	76	
2.	Michael Cage, 81-82-83-84	68	
---			
11.	♦	Chris Walton, 01-02-04-05	50
nr.	♦	Tommy Johnson, 02-03-04-05	44



**Inside the Series**

All-Time Series History	
Overall	BYU, 38-16
At San Diego, Calif.	BYU, 15-13
At Cox Arena	BYU, 5-2
At Provo, Utah	BYU, 23-2
At Marriott Center	BYU, 23-2
At Neutral Sites	SDSU, 1-0
Pre-WAC	SDSU, 3-0
WAC	BYU, 30-10
MWC	BYU, 8-2
WAC Tournament	NA
MWC Tournament	SDSU, 1-0

**Streaks**

Current	BYU, 1
Longest SDSU Streak	3
Longest BYU Streak	11
Current Streak At SDSU	SDSU, 1
Current Streak At BYU	BYU, 6
Current MWC Tourney	SDSU, 1

**Coaching Records**

► Steve Fisher vs. Brigham Young	
Overall	4-8
At San Diego State	3-8
At Michigan	1-0
In San Diego	2-3
► Steve Cleveland vs. SDSU	
Overall	11-3
In San Diego	5-2

**San Diego State**

Most Points	
104 (104-88), Dec. 23, 1977	
Most Points At SDSU	
104 (104-88), Dec. 23, 1977	
Most Points At BYU	
92 (92-94), Feb. 16, 1984	
Most Points in MWC Tourney	
62 (62-51), March 7, 2002	
Largest Margin of Victory	
19 (89-70), Jan. 12, 1985	
Largest Margin At SDSU	
19 (89-70), Jan. 12, 1985	
Largest Margin At BYU	
6 (77-71), Jan. 31, 1985	
Largest Margin in MWC Tourney	
11 (62-51), March 7, 2002	

**Brigham Young**

Most Points	
123 (123-91), Jan. 24, 1980	
Most Points At SDSU	
123 (123-91), Jan. 24, 1980	
Most Points At BYU	
114 (114-81), March 1, 1980	
Most Points in MWC Tourney	
51 (51-62), March 7, 2002	
Largest Margin of Victory	
40 (106-66), Feb. 27, 1982	
Largest Margin At SDSU	
32 (123-91), Jan. 24, 1980	
Largest Margin At BYU	
40 (106-66), Feb. 27, 1982	
Largest Margin in MWC Tourney	
NA	

# SDSU vs. BYU

## All-Time Series History and Results

**Brigham Young leads 38-16**

Date	Winner	Site	SD	BY
12.19.40	SDSU	H	49	45
12.20.40	SDSU	H	42	40
12.23.77	SDSU	SA-H	104	88
2.3.79	BYU	A	80	88
3.1.79	BYU	SA-H	95	96
1.24.80	<sup>20</sup> -BYU	SA-H	91	123
3.1.80	<sup>12</sup> -BYU	A	81	114
1.8.81	<sup>17</sup> -BYU	A	73	84
2.14.81	<sup>15</sup> -SDSU	SA-H	73	72
1.28.82	SDSU	SA-H	80	66
2.27.82	BYU	A	66	106
1.14.83	BYU	A	74	96
2.12.83	BYU	SA-H	67	69
1.21.84	SDSU	SA-H	79	75
2.16.84	BYU (ot)	A	92	94
1.12.85	SDSU	SA-H	89	70
1.31.85	SDSU	A	77	71
1.11.86	BYU	A	70	82
2.6.86	BYU	SA-H	71	81
1.15.87	BYU	A	82	94
2.26.87	BYU	SA-H	68	85
1.9.88	BYU	A	65	92
2.18.88	<sup>7</sup> -SDSU (ot)	SA-H	82	80
1.12.89	BYU	A	81	85
2.9.89	SDSU	SA-H	89	74
1.6.90	BYU	SA-H	60	63
2.1.90	BYU	A	58	75
1.3.91	BYU	SA-H	61	73
2.7.91	BYU	A	55	75

2.6.92	BYU	SA-H	59	89
2.29.92	BYU	A	78	98
1.21.93	BYU	A	64	76
2.13.93	BYU	PG-H	73	80
1.20.94	BYU (ot)	PG-H	82	83
2.10.94	BYU	A	87	101
1.12.95	BYU	A	57	66
2.18.95	SDSU	PG-H	58	52
1.13.96	SDSU	PG-H	83	76
2.15.96	BYU	A	68	81
12.31.96	SDSU (ot)	A	89	86
11.14.97	BYU	Cox-H	59	73
1.14.99	BYU	Cox-H	76	83
2.13.99	BYU	A	76	93
2.3.00	BYU	Cox-H	50	72
3.4.00	BYU	A	50	67
1.13.01	BYU	A	50	79
2.12.01	BYU	Cox-H	66	69
1.12.02	BYU	A	64	75
2.11.02	SDSU	Cox-H	77	73
3.7.02	SDSU	MWC-N	62	51
1.20.03	BYU	Cox-H	80	69
2.17.03	BYU	A	66	64
1.12.04	SDSU	Cox-H	65	61
2.9.04	BYU (ot)	A	69	83

*Opponent national ranking to the left of winning team name.*



## San Diego State vs. Brigham Young Career Statistics

SDSU	G-GS	FG-A	3FG-A	FT-A	REB	AVG.	A	TO	BS	ST	PTS	AVG	HI
Trimaime Davis	3-0	2-2	0-0	2-2	0	0.0	1	0	1	1	6	2.0	4
Travis Hanour	2-1	0-2	0-1	0-0	5	2.5	2	2	0	0	0	0.0	0
Brandon Heath	2-2	5-25	3-13	3-6	5	2.5	2	5	0	3	16	8.0	13
Tommy Johnson	5-1	8-20	2-8	2-3	7	1.4	4	4	0	3	20	4.0	8
Chris Manker	4-0	1-10	1-4	0-0	3	0.8	2	2	0	0	3	0.8	3
Aerick Sanders	8-4	20-38	0-0	15-21	39	4.9	3	9	9	5	55	6.9	18
John Sharper	4-0	3-7	2-6	2-2	2	0.5	2	4	0	3	8	2.0	8
Marcus Slaughter	2-2	5-9	1-4	3-5	11	5.5	3	4	0	3	14	7.0	11
Wesley Stokes	2-2	10-18	2-4	2-2	4	2.0	8	4	0	4	24	12.0	15
Chris Walton	7-2	17-41	4-9	4-5	25	3.6	10	11	3	5	42	6.0	17
Ben Wardrop	1-0	0-0	0-0	0-0	2	2.0	0	1	0	0	0	0.0	0

BYU	G-GS	FG-A	3FG-A	FT-A	REB	AVG.	A	TO	BS	ST	PTS	AVG	HI
Austin Ainge	1-0	1-2	0-1	0-0	2	2.0	1	2	0	0	2	2.0	2
Rafael Araujo	4-4	10-19	0-0	9-12	29	7.3	9	15	0	6	29	7.3	12
Mark Bigelow	9-9	47-115	18-55	23-31	33	3.7	17	15	4	8	135	15.0	21
Mike Hall	2-2	11-21	2-5	11-13	9	4.5	3	7	1	7	35	17.5	20
Jared Jensen	7-5	14-31	0-0	17-22	16	2.3	4	6	2	2	45	6.4	17
Luiz Lemes	3-2	5-15	2-7	1-2	7	3.5	8	9	1	1	13	4.3	11
Garner Meads	2-2	11-17	0-0	7-7	12	6.0	0	5	1	1	29	14.5	19
Terry Nashif	4-1	3-5	3-5	4-5	4	1.0	7	3	1	1	13	3.3	11
Marc Roberts	3-0	0-0	0-0	2-2	1	0.3	1	3	0	0	2	0.7	2
Mike Rose	1-0	0-2	0-2	0-0	0	0.0	0	0	0	0	0	0.0	0
Jake Shoff	4-0	5-12	0-0	4-5	12	3.0	2	1	0	1	14	3.5	4
Kevin Woodberry	4-0	7-17	5-13	7-9	7	1.8	3	1	1	4	26	6.5	10

# SDSU vs. BYU Mountain West Conference Era

## BYU Leads Series 8-3 in Mountain West Conference Era

Date	NR	Opponent	SDSU Result	Television	San Diego State High			Attendance
					Scorer	Rebounder	Assists	
Feb. 3, 2000		BYU*	L 50-72		Correa-13	Correa-6	Ab'witz/Wilson-3	3,658
Mar. 4, 2000		at BYU*	L 50-67	SportsWest	Epps-16	Correa-10	Jackson-5	13,089
Jan. 13, 2001		at BYU*	L 50-79	ESPN+Plus	Holcomb-13	Holcomb-6	Moore-2	12,816
Feb. 12, 2001		BYU*	L 66-69	SportsWest	Correa-18	Epps-6	Epps-4	5,037
Jan. 12, 2002		at BYU*	L 64-75	SportsWest	Holcomb-21	Holcomb-11	Faux-3	19,411
Feb. 11, 2002		BYU*	W 77-73	SportsWest	Holcomb/Mackell-15	Holcomb-10	Moore-6	5,752
Mar. 7, 2002		vs. BYU (MWC) (D)	W 62-51	ESPN+Plus	Mackell-20	Bland-7	Holb/Moore/Wal'n-3	11,621
Jan. 20, 2003		BYU*	L 69-80	SportsWest	Bland-25	Sanders-11	Moore-4	8,497
Feb. 17, 2003		at BYU*	L 64-66	SportsWest	Moore-16	Bland-7	Bland-4	10,665
Jan. 12, 2004		BYU*	W 65-61	SportsWest	Sanders-18	Sanders-7	Stokes-7	10,293
Feb. 9, 2004		at BYU*	L 69-83 (ot)	ESPN	Walton-17	Sanders-9	St'ks/Heath/Wal'n-3	11,695

Team	Site/Date	FG-FGA	Pct	3P-3PA	Pct	FT-FTA	Pct	Off-Def	Tot	PF	AT	TO	BS	ST	1st-2nd	Pts
at SDSU	H	18-53	.340	2-15	.133	12-19	.632	13-15	28	16	10	17	2	10	26-24	50
<b>BYU</b>	<b>2/3/00</b>	<b>27-50</b>	<b>.540</b>	<b>7-13</b>	<b>.688</b>	<b>11-16</b>	<b>.688</b>	<b>10-24</b>	<b>34</b>	<b>21</b>	<b>12</b>	<b>18</b>	<b>3</b>	<b>11</b>	<b>37-35</b>	<b>72</b>
SDSU	A	19-55	.345	4-17	.235	8-16	.500	10-22	32	23	14	18	2	9	27-23	50
<b>at BYU</b>	<b>3/4/00</b>	<b>20-48</b>	<b>.417</b>	<b>7-18</b>	<b>.389</b>	<b>20-29</b>	<b>.632</b>	<b>11-31</b>	<b>42</b>	<b>18</b>	<b>14</b>	<b>17</b>	<b>4</b>	<b>7</b>	<b>39-28</b>	<b>67</b>
SDSU	A	20-54	.370	4-21	.190	6-12	.500	10-20	30	10	8	15	2	5	21-29	50
<b>at BYU</b>	<b>1/13/01</b>	<b>32-63</b>	<b>.508</b>	<b>13-26</b>	<b>.500</b>	<b>2-4</b>	<b>.500</b>	<b>12-29</b>	<b>41</b>	<b>15</b>	<b>20</b>	<b>12</b>	<b>2</b>	<b>8</b>	<b>40-39</b>	<b>79</b>
at SDSU	H	23-45	.511	5-11	.455	15-16	.938	6-15	21	18	11	18	2	6	31-35	66
<b>BYU</b>	<b>2/12/01</b>	<b>22-47</b>	<b>.468</b>	<b>6-17</b>	<b>.353</b>	<b>19-20</b>	<b>.950</b>	<b>9-17</b>	<b>26</b>	<b>18</b>	<b>12</b>	<b>15</b>	<b>4</b>	<b>11</b>	<b>24-45</b>	<b>69</b>
SDSU	A	21-57	.368	3-9	.333	19-23	.826	16-28	44	26	10	13	2	2	32-32	64
<b>at BYU</b>	<b>1/12/02</b>	<b>22-49</b>	<b>.449</b>	<b>5-16</b>	<b>.313</b>	<b>26-35</b>	<b>.743</b>	<b>7-21</b>	<b>28</b>	<b>20</b>	<b>12</b>	<b>8</b>	<b>4</b>	<b>6</b>	<b>39-36</b>	<b>75</b>
<b>at SDSU</b>	<b>H</b>	<b>27-56</b>	<b>.482</b>	<b>6-12</b>	<b>.500</b>	<b>17-22</b>	<b>.773</b>	<b>11-20</b>	<b>31</b>	<b>18</b>	<b>20</b>	<b>7</b>	<b>2</b>	<b>5</b>	<b>40-37</b>	<b>77</b>
BYU	2/11/02	26-51	.510	6-12	.500	15-20	.750	7-20	27	22	14	9	5	2	32-41	73
SDSU	N	21-54	.389	3-12	.250	17-21	.810	6-28	34	17	11	10	5	7	24-38	62
vs. <b>BYU</b>	<b>3/7/02</b>	<b>18-59</b>	<b>.305</b>	<b>3-17</b>	<b>.176</b>	<b>12-16</b>	<b>.750</b>	<b>15-30</b>	<b>45</b>	<b>18</b>	<b>6</b>	<b>16</b>	<b>4</b>	<b>4</b>	<b>18-33</b>	<b>51</b>
at SDSU	H	23-49	.469	7-16	.438	16-22	.727	13-21	34	26	9	19	5	2	31-38	69
<b>BYU</b>	<b>1/20/03</b>	<b>22-45</b>	<b>.489</b>	<b>10-17</b>	<b>.588</b>	<b>26-34</b>	<b>.765</b>	<b>6-19</b>	<b>25</b>	<b>23</b>	<b>14</b>	<b>11</b>	<b>1</b>	<b>10</b>	<b>41-39</b>	<b>80</b>
SDSU	A	21-48	.438	7-15	.467	15-21	.714	12-21	33	19	12	12	0	5	36-28	64
<b>at BYU</b>	<b>2/17/03</b>	<b>24-51</b>	<b>.471</b>	<b>9-21</b>	<b>.419</b>	<b>9-13</b>	<b>.692</b>	<b>9-19</b>	<b>28</b>	<b>19</b>	<b>15</b>	<b>10</b>	<b>1</b>	<b>4</b>	<b>40-26</b>	<b>66</b>
<b>at SDSU</b>	<b>H</b>	<b>25-66</b>	<b>.379</b>	<b>6-20</b>	<b>.300</b>	<b>9-14</b>	<b>.643</b>	<b>14-20</b>	<b>34</b>	<b>16</b>	<b>14</b>	<b>7</b>	<b>4</b>	<b>8</b>	<b>31-34</b>	<b>65</b>
BYU	1/12/04	21-52	.404	4-15	.267	15-17	.882	11-29	40	16	9	17	4	5	33-28	63
SDSU	A	24-52	.462	6-18	.333	15-19	.789	8-19	27	24	10	20	2	11	29-38-2	69
<b>at BYU</b>	<b>2/9/04</b>	<b>29-61</b>	<b>.475</b>	<b>4-19</b>	<b>.211</b>	<b>21-26</b>	<b>.808</b>	<b>17-23</b>	<b>40</b>	<b>20</b>	<b>16</b>	<b>17</b>	<b>2</b>	<b>12</b>	<b>30-37-16</b>	<b>83</b>

*Bold indicates winning team.*

# 2004-05 San Diego State

Record: 6-7 (Home: 5-4, Away: 1-3, Neutral: 0-0)  
 Mountain West Conference: 0-0 (Home: 0-0, Away: 0-0)

Date	NR	Opponent	San Diego State High				Scorer	Rebounder	Assists	Attendance
			SDSU Result	W-L	Record	MWC				
Nov. 19		UC SANTA BARBARA	L-ot 72-80	L1	0-1		Slaughter-28	Slaughter-13	Heath-3	6,191
Nov. 22		MONMOUTH	W 69-65	W1	1-1		Slaughter-18	Heath-9	Thomas-6	4,097
Nov. 27		UC SAN DIEGO	W 86-51	W2	2-1		Manker-23	Manker-5	Heath-9	4,102
Dec. 1		SAN DIEGO	W 83-63	W3	3-1		Heath-26	Slaughter-12	Heath-5	6,132
Dec. 4		at UC Santa Barbara (D)	W 73-55	W4	4-1		Slaughter-24	Slaughter-7	Heath-7	1,518
Dec. 7	16/21	at Washington	L 69-98	L1	4-2		Slaughter-21	Camara/Slaughter-7	Thomas-3	9,694
Dec. 11		CALIFORNIA~	L 57-60	L2	4-3		Slaughter-18	Slaughter-9	Manker-3	8,978
Dec. 14		SAINT MARY'S	L 64-73	L3	4-4		Heath-20	Slaughter-8	Sharper-2	4,056
Dec. 18		at Loyola Marymount	L 68-72	L4	4-5		Slaughter-21	Slaughter-9	Heath-4	1,650
Dec. 21		CAL STATE FULLERTON	W 63-60	W1	5-5		Heath-17	Slaughter-13	Heath-6	4,550
Dec. 28	--/rv	at Iowa State	L 59-69	L1	5-6		Heath-20	Slaughter-12	Sharper-3	8,091
Dec. 31		PROVIDENCE (D)	L 67-76	L2	5-7		Heath-26	Camara-13	Heath/Walton-3	5,132
Jan. 3		SOUTH DAKOTA STATE	W 64-49	W1	6-7		Heath/Slaughter-15	Manker-7	Heath-7	3,398
Jan. 8		at Brigham Young*								
Jan. 15		at UNLV*								
Jan. 22		WYOMING*								
Jan. 24		COLORADO STATE*								
Jan. 29		at Air Force* (D)								
Jan. 31		at New Mexico*								
Feb. 5		UTAH*								
Feb. 7		BRIGHAM YOUNG*								
Feb. 12		UNLV* (D)								
Feb. 19		at Colorado State*								
Feb. 21		at Wyoming*								
Feb. 26		NEW MEXICO*								
Feb. 28		AIR FORCE*								
Mar. 5		at Utah* (D)								
Mar. 10-12		at Mountain West Conference Championships (Pepsi Center; Denver, Colo.)								

Caps denote home game. \* - Indicates Mountain West Conference Game. ^ - Mountain West Conference Championships at the Pepsi Center in Denver, Colo. ~ - San Diego SLAM Presented by PerfectWave Technologies (Cox Arena; San Diego, Calif.). Two-letter abbreviation indicates round, number to left of team indicates seed. Opp. NR - Indicates San Diego State's opponent national rankings in the Associated Press and ESPN/USA Today coaches polls at gametime. :00 - Time remaining in the final ten seconds when winning team scored final points to break a tie or win the game. D - Indicates day game. c - Indicates capacity.

## Record/Attendance Summary

	G	W-L	Total	Average	High
Home	9	5-4	46,636	5,182	8,978 vs. California (Dec. 11)
Mountain West					
Away	4	1-3	20,953	5,238	9,694 at No. 16/21 Washington (Dec. 7)
Mountain West					
Neutral					
Total	13	6-7	67,589	5,199	9,694 at No. 16/21 Washington (Dec. 7)
Mountain West					

## Win/Loss Margin

	1	2	3	4	5	6	7	8	9	10	11	12	13	14	15	16	17	18	19	20	21	22	23	24	25	29	35
Win			1	1											1			1		1							1
Loss			1	1				1	2	1																	1

# 2004-05 San Diego State Statistics

Record: 6-7 (Home: 5-4, Away: 1-3, Neutral: 0-0)

No.	Player	GP	GS	Min	Avg	TOTAL		3-PTS		FT-FTA		REBOUNDS		PF	FO	A	TO	Blk	Stl	Pts	Avg					
						FG-FGA	Pct	3FG-FGA	Pct	Off	Def	Tot	Avg													
42	SLAUGHTER, Marcus	13	13	454	34.9	79-166	.476	8-26	.308	74-110	.673	46	69	115	8.8	43	2	14	47	18	20	240	18.5			
01	HEATH, Brandon	13	12	427	32.8	78-188	.415	24-70	.343	46-53	.868	12	39	51	3.9	25	1	52	46	2	28	226	17.4			
33	MANKER, Chris	13	6	277	21.3	44-100	.440	13-43	.302	16-21	.762	21	22	43	3.3	20	0	18	15	8	10	117	9.0			
15	SHARPER, John	13	9	355	27.3	30-73	.411	21-52	.404	6-6	1.000	3	15	18	1.4	18	0	17	22	0	18	87	6.7			
21	THOMAS, Matt	13	3	252	19.4	22-67	.328	2-12	.167	25-36	.694	15	20	35	2.7	16	0	20	19	0	12	71	5.5			
20	DAVIS, Trimaïne	13	3	153	11.8	21-37	.568	0-0	.000	8-18	.444	11	11	22	1.7	21	0	2	5	3	4	50	3.8			
50	CAMARA, Mohamed	13	10	272	20.9	17-43	.395	0-0	.000	7-16	.438	31	34	65	5.0	25	1	7	11	11	10	41	3.2			
11	SMITH, Tyler	12	4	180	15.0	8-25	.320	7-17	.412	3-8	.375	7	16	23	1.9	15	0	17	14	0	5	26	2.2			
00	JOHNSON, Tommy	12	2	110	9.2	7-13	.538	0-3	.000	1-4	.250	4	8	12	1.0	8	0	7	10	2	3	15	1.3			
03	WALTON, Chris	4	3	110	27.5	3-14	.214	3-10	.300	1-2	.500	6	5	11	2.8	15	0	6	13	2	2	10	2.5			
31	INES, Jared	5	0	9	1.8	3-3	1.000	0-0	.000	2-6	.333	0	0	0	0.0	0	0	0	0	0	0	8	1.6			
05	HANOUR, Travis	3	0	22	7.3	1-4	.250	1-3	.333	0-0	.000	0	3	3	1.0	3	0	2	3	1	2	3	1.0			
10	WEINSTEIN, Shawn	2	0	4	2.0	0-1	.000	0-1	.000	0-0	.000	0	0	0	0.0	0	0	0	1	0	0	0	0.0			
TEAM												18	23	41	3.2	0								1		
<b>SDSU TOTALS</b>		<b>13</b>				<b>313-734</b>	<b>.426</b>	<b>79-237</b>	<b>.333</b>	<b>189-280</b>	<b>.675</b>	<b>174</b>	<b>265</b>	<b>439</b>	<b>33.8</b>	<b>209</b>	<b>4</b>	<b>162</b>	<b>207</b>	<b>47</b>	<b>114</b>	<b>894</b>	<b>68.8</b>			
<b>OPPONENTS</b>		<b>13</b>				<b>318-744</b>	<b>.427</b>	<b>86-245</b>	<b>.351</b>	<b>149-210</b>	<b>.710</b>	<b>178</b>	<b>278</b>	<b>456</b>	<b>35.1</b>	<b>238</b>	<b>5</b>	<b>203</b>	<b>211</b>	<b>38</b>	<b>100</b>	<b>871</b>	<b>67.0</b>			

SCORE BY PERIODS:	1st	2nd	OT	2OT	Total
SAN DIEGO STATE	405	480	9		894
OPPONENTS	400	454	17		871



# 2004-05 San Diego State Win/Loss Statistics

Wins Only  
Games: 6

No.	Player	GP	GS	Min	Avg	TOTAL		3-PTS		FT-FTA		Pct		REBOUNDS				PF	FO	A	TO	Blk	Stl	Pts	Avg
						FG-FGA	Pct	3FG-FGA	Pct	FT-FTA	Pct	Off	Def	Tot	Avg										
42	SLAUGHTER, Marcus	6	6	200	33.3	34-64	.531	5-12	.417	31-46	.674	10	38	48	8.0	17	0	8	24	10	5	104	17.3		
01	HEATH, Brandon	6	5	183	30.5	34-75	.453	12-32	.375	19-22	.864	4	19	23	3.8	9	0	36	22	0	17	99	16.5		
33	MANKER, Chris	6	4	137	22.8	27-51	.529	6-17	.353	8-9	.889	13	14	27	4.5	9	0	8	7	6	3	68	11.3		
15	SHARPER, John	6	4	144	24.0	19-35	.543	13-27	.481	2-2	1.000	1	3	4	0.7	7	0	6	6	0	10	53	8.8		
21	THOMAS, Matt	6	1	111	18.5	9-29	.310	2-7	.286	7-15	.467	5	12	17	2.8	4	0	13	10	0	3	27	4.5		
20	DAVIS, Trimaine	6	1	84	14.0	11-19	.579	0-0	.000	2-8	.250	5	7	12	2.0	11	0	1	3	3	3	24	4.0		
50	CAMARA, Mohamed	6	5	134	22.3	10-20	.500	0-0	.000	3-5	.600	13	17	30	5.0	13	0	2	4	7	3	23	3.8		
11	SMITH, Tyler	6	2	114	19.0	7-16	.438	6-11	.545	2-6	.333	6	12	18	3.0	10	0	14	9	0	3	22	3.7		
00	JOHNSON, Tommy	5	1	54	10.8	4-5	.800	0-1	.000	1-2	.500	3	5	8	1.6	1	0	3	3	1	1	9	1.8		
31	INES, Jared	3	0	7	2.3	2-2	1.000	0-0	.000	2-6	.333	0	0	0	0.0	0	0	0	0	0	0	6	2.0		
03	WALTON, Chris	1	1	25	25.0	1-1	1.000	1-1	1.000	0-0	.000	2	2	4	4.0	4	0	2	3	1	0	3	3.0		
10	WEINSTEIN, Shawn	2	0	4	2.0	0-1	.000	0-1	.000	0-0	.000	0	0	0	0.0	0	0	0	1	0	0	0	0.0		
05	HANOUR, Travis	1	0	3	3.0	0-0	.000	0-0	.000	0-0	.000	0	0	0	0.0	1	0	1	0	0	0	0	0.0		
TEAM												8	10	18	3.0	0					0				
SDSU TOTALS		6					158-318	.497	45-109	.413	77-121	.636	70	139	209	34.8	86	0	94	92	28	48	438	73.0	
OPPONENTS		6					121-336	.360	48-126	.381	53-73	.726	78	106	184	30.7	110	2	86	100	10	42	343	57.2	

SCORE BY PERIODS:	1st	2nd	OT	2OT	Total
SAN DIEGO STATE	201	237			438
OPPONENTS	158	185			343

Losses Only  
Games: 7

No.	Player	GP	GS	Min	Avg	TOTAL		3-PTS		FT-FTA		Pct		REBOUNDS				PF	FO	A	TO	Blk	Stl	Pts	Avg
						FG-FGA	Pct	3FG-FGA	Pct	FT-FTA	Pct	Off	Def	Tot	Avg										
42	SLAUGHTER, Marcus	7	7	254	36.3	45-102	.441	3-14	.214	43-64	.672	36	31	67	9.6	26	2	6	23	8	15	136	19.4		
01	HEATH, Brandon	7	7	244	34.9	44-113	.389	12-38	.316	27-31	.871	8	20	28	4.0	16	1	16	24	2	11	127	18.1		
33	MANKER, Chris	7	2	140	20.0	17-49	.347	7-26	.269	8-12	.667	8	8	16	2.3	11	0	10	8	2	7	49	7.0		
21	THOMAS, Matt	7	2	141	20.1	13-38	.342	0-5	.000	18-21	.857	10	8	18	2.6	12	0	7	9	0	9	44	6.3		
15	SHARPER, John	7	5	211	30.1	11-38	.289	8-25	.320	4-4	1.000	2	12	14	2.0	11	0	11	16	0	8	34	4.9		
20	DAVIS, Trimaine	7	2	69	9.9	10-18	.556	0-0	.000	6-10	.600	6	4	10	1.4	10	0	1	2	0	1	26	3.7		
50	CAMARA, Mohamed	7	5	138	19.7	7-23	.304	0-0	.000	4-11	.364	18	17	35	5.0	12	1	5	7	4	7	18	2.6		
03	WALTON, Chris	3	2	85	28.3	2-13	.154	2-9	.222	1-2	.500	4	3	7	2.3	11	0	4	10	1	2	7	2.3		
00	JOHNSON, Tommy	7	1	56	8.0	3-8	.375	0-2	.000	0-2	.000	1	3	4	0.6	7	0	4	7	1	2	6	0.9		
11	SMITH, Tyler	6	2	66	11.0	1-9	.111	1-6	.167	1-2	.500	1	4	5	0.8	5	0	3	5	0	2	4	0.7		
05	HANOUR, Travis	2	0	19	9.5	1-4	.250	1-3	.333	0-0	.000	0	3	3	1.5	2	0	1	3	1	2	3	1.5		
31	INES, Jared	2	0	2	1.0	1-1	1.000	0-0	.000	0-0	.000	0	0	0	0.0	0	0	0	0	0	0	2	1.0		
TEAM												10	13	23	3.3	0					1				
SDSU TOTALS		7					155-416	.373	34-128	.266	112-159	.704	104	126	230	32.9	123	4	68	115	19	66	456	65.1	
OPPONENTS		7					197-408	.483	38-119	.319	96-137	.701	100	172	272	38.9	128	3	117	111	28	58	528	75.4	

SCORE BY PERIODS:	1st	2nd	OT	2OT	Total
SAN DIEGO STATE	204	243	9		456
OPPONENTS	242	269	17		528

# 2004-05 San Diego State Home/Away Statistics

Home Games Only  
Record: 5-4

No.	Player	GP	GS	Min	Avg	TOTAL		3-PTS			REBOUNDS										Pts	Avg			
						FG-FGA	Pct	3FG-FGA	Pct	FT-FTA	Pct	Off	Def	Tot	Avg	PF	FO	A	TO	Blk			Stl		
42	SLAUGHTER, Marcus	9	9	313	34.8	51-112	.455	3-17	.176	54-77	.701	30	50	80	8.9	29	2	9	32	12	15	159	17.7		
01	HEATH, Brandon	9	8	304	33.8	51-129	.395	16-48	.333	38-42	.905	8	28	36	4.0	15	1	38	34	1	24	156	17.3		
33	MANKER, Chris	9	4	184	20.4	34-70	.486	7-27	.259	13-17	.765	19	17	36	4.0	9	0	14	9	6	8	88	9.8		
15	SHARPER, John	9	6	238	26.4	20-49	.408	15-36	.417	4-4	1.000	2	9	11	1.2	14	0	10	11	0	13	59	6.6		
21	THOMAS, Matt	9	2	170	18.9	15-48	.313	2-11	.182	14-22	.636	11	15	26	2.9	12	0	12	12	0	7	46	5.1		
50	CAMARA, Mohamed	9	8	204	22.7	16-39	.410	0-0	.000	6-14	.429	27	26	53	5.9	18	1	4	9	9	7	38	4.2		
20	DAVIS, Trimaine	9	1	103	11.4	16-29	.552	0-0	.000	4-11	.364	7	9	16	1.8	18	0	1	3	2	4	36	4.0		
11	SMITH, Tyler	8	3	118	14.8	6-15	.400	5-10	.500	2-6	.333	6	12	18	2.3	9	0	15	8	0	3	19	2.4		
00	JOHNSON, Tommy	8	1	75	9.4	5-8	.625	0-2	.000	1-4	.250	3	6	9	1.1	5	0	6	5	1	1	11	1.4		
31	INES, Jared	3	0	6	2.0	2-2	1.000	0-0	.000	2-4	.500	0	0	0	0.0	0	0	0	0	0	0	6	2.0		
03	WALTON, Chris	3	3	87	29.0	1-7	.143	1-4	.250	1-2	.500	3	4	7	2.3	12	0	6	11	2	1	4	1.3		
05	HANOUR, Travis	2	0	19	9.5	1-4	.250	1-3	.333	0-0	.000	0	3	3	1.5	2	0	1	3	1	2	3	1.5		
10	WEINSTEIN, Shawn	2	0	4	2.0	0-1	.000	0-1	.000	0-0	.000	0	0	0	0.0	0	0	0	1	0	0	0	0.0		
TEAM												12	11	23	2.6										
SDSU TOTALS		9			218-513		.425	50-159		.314	139-203		.685	128	190	318	35.3	143	4	116	138	34	85	625	69.4
OPPONENTS		9			208-498		.418	63-181		.348	98-136		.721	110	189	299	33.2	172	4	133	154	23	74	577	64.1

SCORE BY PERIODS:	1st	2nd	OT	2OT	Total
SAN DIEGO STATE	278	338	9		625
OPPONENTS	264	296	17		577

Road/Neutral Games Only  
Record: 1-3

No.	Player	GP	GS	Min	Avg	TOTAL		3-PTS			REBOUNDS										Pts	Avg			
						FG-FGA	Pct	3FG-FGA	Pct	FT-FTA	Pct	Off	Def	Tot	Avg	PF	FO	A	TO	Blk			Stl		
42	SLAUGHTER, Marcus	4	4	141	35.2	28-54	.519	5-9	.556	20-33	.606	16	19	35	8.8	14	0	5	15	6	5	81	20.3		
01	HEATH, Brandon	4	4	123	30.8	27-59	.458	8-22	.364	8-11	.727	4	11	15	3.8	10	0	14	12	1	4	70	17.5		
33	MANKER, Chris	4	2	93	23.3	10-30	.333	6-16	.375	3-4	.750	2	5	7	1.8	11	0	4	6	2	2	29	7.3		
15	SHARPER, John	4	3	117	29.3	10-24	.417	6-16	.375	2-2	1.000	1	6	7	1.8	4	0	7	11	0	5	28	7.0		
21	THOMAS, Matt	4	1	82	20.5	7-19	.368	0-1	.000	11-14	.786	4	5	9	2.3	4	0	8	7	0	5	25	6.3		
20	DAVIS, Trimaine	4	2	50	12.5	5-8	.625	0-0	.000	4-7	.571	4	2	6	1.5	3	0	1	2	1	0	14	3.5		
11	SMITH, Tyler	4	1	62	15.5	2-10	.200	2-7	.286	1-2	.500	1	4	5	1.3	6	0	2	6	0	2	7	1.8		
03	WALTON, Chris	1	0	23	23.0	2-7	.286	2-6	.333	0-0	.000	3	1	4	4.0	3	0	0	2	0	1	6	6.0		
23	Johnson, Tommy	4	1	35	8.8	2-5	.400	0-1	.000	0-0	.000	1	2	3	0.8	3	0	1	5	1	2	4	1.0		
50	CAMARA, Mohamed	4	2	68	17.0	1-4	.250	0-0	.000	1-2	.500	4	8	12	3.0	7	0	3	2	2	3	3	0.8		
31	INES, Jared	2	0	3	1.5	1-1	1.000	0-0	.000	0-2	.000	0	0	0	0.0	0	0	0	0	0	0	2	1.0		
05	HANOUR, Travis	1	0	3	3.0	0-0	.000	0-0	.000	0-0	.000	0	0	0	0.0	1	0	1	0	0	0	0	0.0		
TEAM												6	12	18	4.5										
SDSU TOTALS		4			95-221		.430	29-78		.372	50-77		.649	46	75	121	30.3	66	0	46	69	13	29	269	67.2
OPPONENTS		4			110-246		.447	23-64		.359	51-74		.689	68	89	157	39.2	66	1	70	57	15	26	294	73.5

SCORE BY PERIODS:	1st	2nd	OT	2OT	Total
SAN DIEGO STATE	127	142			269
OPPONENTS	136	158			294

## 2004-05 Team Game-By-Game

Opponent	Site/Date	FG-FGA	Pct	3P-3PA	Pct	FT-FTA	Pct	Off-Def	Tot	PF	AT	TO	BS	ST	1st-2nd	Pts
at SDSU	H	26-67	.388	7-26	.269	13-18	.722	18-21	39	17	12	19	2	9	26-37-9	72
UC Santa Barbara	11/19	30-60	.500	8-23	.348	12-17	.706	11-25	36	18	15	17	3	13	31-32-17	80
at SDSU	H	20-47	.426	6-15	.400	23-33	.697	15-26	41	14	11	17	3	7	28-41	69
Monmouth	11/22	21-51	.412	10-23	.435	13-16	.813	4-16	20	21	18	10	3	10	31-34	65
at SDSU	H	32-53	.604	7-17	.412	15-20	.750	11-13	24	11	23	9	5	15	35-51	86
UC San Diego	11/27	16-37	.432	9-17	.529	10-12	.833	9-12	21	16	14	27	1	6	29-22	51
at SDSU	H	30-56	.536	10-24	.417	13-18	.722	13-25	38	11	15	17	6	7	38-45	83
San Diego	12/1	26-62	.419	8-21	.381	3-5	.600	9-15	24	16	15	15	1	7	27-36	63
SDSU	A	27-45	.600	12-20	.600	7-13	.538	4-21	25	16	16	14	1	3	38-35	73
at UC Santa Barbara	12/4	18-52	.346	8-22	.364	11-15	.733	14-16	30	14	13	13	3	3	24-31	55
SDSU	A	26-62	.419	4-13	.308	13-19	.684	15-16	31	18	10	26	6	12	34-35	69
at No. 16/21 Wash.	12/7	38-75	.507	9-22	.409	13-17	.765	24-21	45	19	23	20	6	9	56-42	98
at SDSU	H	21-60	.350	4-19	.211	11-13	.846	11-19	30	15	9	14	2	12	29-28	57
California	12/11	25-54	.463	2-13	.154	8-14	.571	13-24	37	16	15	15	3	3	37-23	60
at SDSU	H	18-50	.360	3-14	.214	25-37	.676	15-12	27	24	7	15	0	12	29-35	64
Saint Mary's	12/14	22-45	.489	8-23	.348	21-26	.808	12-24	36	23	14	20	5	10	33-40	73
SDSU	A	19-54	.352	4-14	.286	26-38	.684	15-19	34	14	9	12	3	6	26-42	68
at Loyola M'mount	12/18	28-66	.424	4-13	.308	12-14	.857	19-26	45	24	18	12	2	6	24-48	72
at SDSU	H	24-58	.414	4-17	.235	11-23	.478	15-30	45	18	15	19	4	6	32-31	63
Cal State Fullerton	12/21	20-69	.290	10-29	.345	10-11	.909	19-22	41	24	10	12	1	9	26-34	60
SDSU	A	23-60	.383	9-31	.290	4-7	.571	12-19	31	19	11	17	3	8	29-30	59
at Iowa State	12/28	26-53	.491	2-7	.286	15-28	.536	11-26	37	9	16	12	4	8	32-37	69
at SDSU	H	22-63	.349	3-11	.273	20-27	.741	18-20	38	17	10	12	3	7	31-36	67
Providence	12/31	28-55	.509	5-18	.278	15-21	.714	10-26	36	19	16	15	5	9	29-47	76
at SDSU	H	25-59	.424	6-16	.375	8-14	.571	12-24	36	16	14	16	9	10	30-34	64
South Dakota State	1/3	20-65	.308	3-14	.214	6-14	.429	23-25	48	19	16	23	1	7	21-28	49
SDSU	A															
at Brigham Young	1/8															

## 2004-05 Game-By-Game Leaders Misc. Stats

Below is a look at the efficiency leader (the formula is efficiency = (PTS + REB + AST + STL + BLK) - ((FGA - FGM) + (FTA - FTM) + TO)), the hockey +/- leader (differential in score while player is on the court) (minimum 10 minutes played), the PRA leader (points+rebounds+assists) and playing time leader for individual games.

Date	Opponent	SDSU Result	Efficiency	Hockey +/-	PRA	Playing Time
Nov. 19	UC SANTA BARBARA	L-ot 72-80	Slaughter .....+31	Manker .....+10	Slaughter .....42	Slaughter .....41:44
Nov. 22	MONMOUTH	W 69-65	Slaughter .....+19	Thomas .....+17	Heath .....27	Slaughter .....35:23
Nov. 27	UC SAN DIEGO	W 86-51	Manker .....+29	Heath/Slaughter .+24	Manker .....31	Slaughter .....30:14
Dec. 1	SAN DIEGO	W 83-63	Manker .....+28	Manker .....+22	Heath .....34	Slaughter .....34:46
Dec. 4	at UC Santa Barbara	W 73-55	Heath .....+27	Sharper .....+33	Slaughter .....32	Sharper .....31:03
Dec. 7	at No. 16/21 Washington	L 69-98	Slaughter .....+19	Johnson .....-5	Slaughter .....29	Slaughter .....35:36
Dec. 11	CALIFORNIA	L 57-60	Slaughter .....+16	Davis .....+3	Slaughter .....28	Slaughter .....38:41
Dec. 14	SAINT MARY'S	L 64-73	Slaughter .....+15	Davis .....+1	Slaughter .....23	Heath .....37:24
Dec. 18	at Loyola Marymount	L 68-72	Slaughter .....+16	Slaughter .....+3	Slaughter .....32	Slaughter .....37:47
Dec. 21	CAL STATE FULLERTON	W 63-60	Smith .....+15	Johnson .....+9	Slaughter .....28	Slaughter .....38:32
Dec. 28	at Iowa State	L 59-69	Slaughter .....+19	Smith .....+10	Slaughter .....28	Heath .....39:22
Dec. 31	PROVIDENCE	L 67-76	Heath .....+24	Slaughter .....+4	Heath .....36	Heath .....38:22
Jan. 3	SOUTH DAKOTA STATE	W 64-49	Heath .....+18	Smith .....+21	Heath .....+26	Heath .....32:18

**Individual Game Win Share Champion:** UC Santa Barbara - Chris Manker .2743; Monmouth - Matt Thomas .4729; UC San Diego - Marcus Slaughter .1797; San Diego - Chris Manker .2500; at UC Santa Barbara - Marcus Slaughter .2912; at Washington - Matt Thomas .0790; California - Trimaime Davis .1463; Saint Mary's - Brandon Heath .1014; at Loyola Marymount - Marcus Slaughter .2106; Cal State Fullerton - Tommy Johnson .4032; at Iowa State - Chris Walton and Tyler Smith .0700. Providence - Marcus Slaughter .1654; South Dakota State - Tyler Smith .2008.

## 2004-05 Game-By-Game Biggest Leads/Time in Lead

Below is a look at the efficiency leader (the formula is efficiency = (PTS + REB + AST + STL + BLK) - ((FGA - FGM) + (FTA - FTM) + TO)), the hockey +/- leader (differential in score while player is on the court) (minimum 10 minutes played), the PRA leader (points+rebounds+assists) and playing time leader for individual games.

Date	Opponent	SDSU Result	SDSU Big Opp Big				SDSU in Opp in				Paint		Off TOs		2nd Ch.		Bench	
			Lead	Lead	Ties	LC	Lead	Lead	Tied	SD	Opp	SD	Opp	SD	Opp	SD	Opp	
Nov. 19	UC SANTA BARBARA	L-ot 72-80	3	10	6	5	3:55	36:16	4:45	28	24	20	20	16	8	19	11	
Nov. 22	MONMOUTH	W 69-65	4	18	2	3	1:02	37:07	1:51	22	16	14	15	12	4	13	26	
Nov. 27	UC SAN DIEGO	W 86-51	35	2	5	11	33:53	1:33	4:34	50	14	30	4	16	0	24	20	
Dec. 1	SAN DIEGO	W 83-63	20	6	1	5	31:12	5:59	2:49	30	24	24	18	21	12	6	14	
Dec. 4	at UC Santa Barbara	W 73-55	36	1	2	0	37:12	1:47	1:01	24	14	21	10	2	9	9	24	
Dec. 7	at No. 16/21 Washington	L 69-98	none	33	0	0	0:00	39:37	0:23	38	42	23	38	12	20	18	33	
Dec. 11	CALIFORNIA	L 57-60	3	10	3	2	3:10	34:21	2:29	22	32	9	14	11	14	10	16	
Dec. 14	SAINT MARY'S	L 64-73	2	11	7	1	2:02	34:32	3:26	24	22	21	19	16	15	14	22	
Dec. 18	at Loyola Marymount	L 68-72	7	7	7	8	23:44	11:38	4:38	26	34	16	18	11	19	15	16	
Dec. 21	CAL STATE FULLERTON	W 63-60	15	2	1	1	39:24	0:19	0:17	32	14	11	16	8	7	27	2	
Dec. 28	at Iowa State	L 59-69	3	13	2	2	0:58	35:57	3:05	24	38	16	22	9	13	22	13	
Dec. 31	PROVIDENCE	L 67-76	7	10	3	5	21:50	16:01	2:04	34	34	18	17	19	15	15	23	
Jan. 3	SOUTH DAKOTA STATE	W 64-49	17	1	0	4	37:02	2:17	0:41	36	30	22	17	13	8	20	13	



## 2004-05 Efficiency Ratings

The National Basketball Association uses a formula to rank the most efficient players in the league. The formula is efficiency = (PTS + REB + AST + STL + BLK) - ((FGA - FGM) + (FTA - FTM) + TO). Below are San Diego State's efficiency Ratings for the 2003-04 season.

### SEASON EFFICIENCY POINTS

Marcus Slaughter	.237
Brandon Heath	.196
Chris Manker	.120
Mohamed Camara	.088
John Sharper	.075
Matt Thomas	.063
Trimaine Davis	.050
Tyler Smith	.035
Tommy Johnson	.020
Chris Walton	.006
Travis Hanour	.005
Jared Ines	.004
Shawn Weinstein	-.002

### SEASON EFFICIENCY POINTS PER GAME

Marcus Slaughter	.1823
Brandon Heath	.1508
Chris Manker	.0923
Mohamed Camara	.0677
John Sharper	.0577
Matt Thomas	.0485
Trimaine Davis	.0385
Tyler Smith	.0292
Travis Hanour	.0167
Tommy Johnson	.0167
Chris Walton	.0150
Jared Ines	.0080
Shawn Weinstein	-.0100

### SEASON EFFICIENCY POINTS PER MINUTE

Marcus Slaughter	.0522
Brandon Heath	.0459
Jared Ines	.0444
Chris Manker	.0433
Trimaine Davis	.0327
Mohamed Camara	.0324
Matt Thomas	.0250
Travis Hanour	.0227
John Sharper	.0211
Tyler Smith	.0194
Tommy Johnson	.0182
Chris Walton	.0055
Shawn Weinstein	-.0667

## 2004-05 Hockey +/- Ratings

Hockey +/- tracks the team score while the player is on the court (total point team scored while on the court-total points team allowed while on the court).

### HOCKEY +/- POINTS

Tyler Smith	+39
Chris Manker	+38
Trimaine Davis	+24
Marcus Slaughter	+20
Brandon Heath	+10
Shawn Weinstein	+10
Travis Hanour	+3
John Sharper	+2
Jared Ines	+2
Mohamed Camara	-7
Matt Thomas	-9
Tommy Johnson	-18
Chris Walton	-19

### HOCKEY +/- POINTS PER GAME

Shawn Weinstein	+5.00
Tyler Smith	+3.25
Chris Manker	+2.92
Trimaine Davis	+1.85
Marcus Slaughter	+1.54
Travis Hanour	+1.00
Brandon Heath	+0.77
Jared Ines	+0.50
John Sharper	+0.15
Mohamed Camara	-0.54
Matt Thomas	-0.69
Tommy Johnson	-1.50
Chris Walton	-4.75

### HOCKEY +/- POINTS PER MINUTE

Shawn Weinstein	+2.500
Jared Ines	+0.222
Tyler Smith	+0.217
Trimaine Davis	+0.157
Chris Manker	+0.137
Travis Hanour	+0.136
Marcus Slaughter	+0.044
Brandon Heath	+0.023
John Sharper	+0.006
Mohamed Camara	-0.026
Matt Thomas	-0.036
Tommy Johnson	-0.082
Chris Walton	-0.173

## 2004-05 Win Share Ratings

Combines efficiency rating and hockey plus/minus rating into one value. Total number for all individual players added together equals the total number of team victories.

### WIN SHARES

Marcus Slaughter	+1.7743
Brandon Heath	+1.3009
Tyler Smith	+0.8600
Trimaine Davis	+0.6758
Chris Manker	+0.5778
Matt Thomas	+0.5467
Mohamed Camara	+0.2567
Tommy Johnson	+0.1842
Travis Hanour	+0.0281
Shawn Weinstein	+0.0222
Jared Ines	+0.0066
John Sharper	-0.0264
Chris Walton	-0.2069

# 2004-05 Points/Rebounds/Assists

Opponent	0	1	3	5	10	11	15	20	21	31	33	42	50
	Tommy Johnson	Brandon Heath	Chris Walton	Travis Hanour	Shawn Weinstein	Tyler Smith	John Sharper	Trimaine Davis	Matt Thomas	Jared Ines	Chris Manker	Marcus Slaughter	Mohamed Camara
UC SANTA BARBARA	0/1/2	17/4/3*	0/1/1*	INJ	CD	0/0/0	8/3/2*	0/1/0	2/1/1	0/0/0	17/8/2	28/13/1*	0/5/0*
MONMOUTH	2/1/0	16/9/2*	INJ	INJ	CD	1/2/1	6/0/1*	2/3/0	8/5/6	CD	9/2/1*	18/7/0*	7/8/0*
UC SAN DIEGO	0/0/0	5/1/9*	INJ	INJ	0/0/0	3/2/4	9/1/2*	8/2/0	7/4/2	6/0/0	23/5/3*	20/4/3*	5/4/0*
SAN DIEGO	0/1/0	26/3/5*	INJ	INJ	0/0/0	0/2/2	13/1/1*	2/2/0	4/5/1	0/0/0	22/6/2*	12/12/3*	4/5/1*
at UC Santa Barbara	0/0/0	20/2/7*	INJ	0/0/1	DNT	3/0/0	15/1/1*	4/3/1	2/2/3	0/0/0	5/3/1*	24/7/1*	0/3/1*
at No. 16/21 Washington	2/1/1	18/4/1*	INJ	INJ	DNT	0/1/1	2/0/2*	0/1/0	14/3/3	2/0/0	8/1/1*	21/7/1*	2/7/0*
CALIFORNIA	0/0/0	14/3/2*	INJ	0/3/1	CD	CD	7/3/1*	4/1/0	6/2/1	CD	2/1/3*	18/9/1*	6/7/0*
SAINT MARY'S	0/0/1	20/1/1*	INJ	3/0/0	CD	0/0/1	3/2/2*	5/3/0	10/7/0*	CD	6/2/1	15/8/0*	2/1/1*
at Loyola Marymount	0/1/0	12/6/4*	INJ	CD	DNT	4/3/0	3/3/1*	10/2/0*	7/4/2*	CD	10/3/0	21/9/2*	1/1/0
CAL STATE FULLERTON	7/6/3*	17/4/6	INJ	CD	CD	8/8/4*	5/0/1	2/0/0*	4/0/0*	CD	2/4/1	15/13/0*	3/5/0
at Iowa State	2/1/0*	20/3/2*	6/4/0	CD		0/1/1*	8/3/3	0/0/0*	2/0/0	CD	6/0/2	15/12/1*	0/1/2
PROVIDENCE	2/0/0	26/7/3*	1/2/3*	CD		0/0/0*	3/0/0	7/2/1	3/1/0	CD	0/1/1	18/9/0*	7/13/2*
SOUTH DAKOTA ST.	CD	15/4/7*	3/4/2*	CD		7/4/3*	5/1/0	6/2/0	2/1/1	CD	7/7/0	15/5/1*	4/5/0*

\*at Brigham Young

\*at UNLV

\*WYOMING

\*COLORADO ST.

\*at Air Force

\*at New Mexico

\*UTAH

\*BRIGHAM YOUNG

\*UNLV

\*at Colorado St.

\*at Wyoming

\*NEW MEXICO

\*AIR FORCE

\*at Utah

\* - Indicates starter. CD - Did Not Play-Coach's Decision. DNT - Did Not Travel. INJ - Did Not Play-Injured. \* - Indicates Mountain West Conference Game. ` - 2005 Mountain West Conference Basketball Championship.

# 2004-05 Superlatives

## Individual

Category	San Diego State	Opponent
<b>Points Scored</b>	28 by Marcus Slaughter vs. UCSB (11-19-04)	30 by Matthew Knight at Loyola Marymount (12-18-04)
<b>Field Goals</b>	9 by Brandon Heath vs. Providence (12-31-04) 9 by Brandon Heath at Iowa State (12-28-04) 9 by Chris Manker vs. UCSD (11-27-04)	13 by Matthew Knight at Loyola Marymount (12-18-04)
<b>Field Goals Attempted</b>	22 by Brandon Heath vs. UCSB (11-19-04)	21 by Matthew Knight at Loyola Marymount (12-18-04)
<b>Highest FG Percentage (min. 5 made)</b>	80.0 (8-10) by Brandon Heath at UCSB (12-4-04)	85.7 (6-7) by DeSean White 13 vs. Providence (12-31-04)
<b>Highest FG Percentage (min. 10 made)</b>	NA	61.9 (13-21) by Matthew Knight at LMU (12-18-04)
<b>3-Point Field Goals Made</b>	4 by Brandon Heath at UCSB (12-4-04)	7 by Bobby Brown vs. Cal State Fullerton (12-21-04)
<b>3-Point Field Goals Attempted</b>	10 by Brandon Heath vs. UCSB (11-19-04)	11 by Bobby Brown vs. Cal State Fullerton (12-21-04)
<b>3-Point Field Goal Percentage (min. 4 made)</b>	66.7 (4-6) by Brandon Heath at UCSB (12-4-04)	80.0 (4-5) by Josh Davis vs. UC Santa Barbara (11-19-04)
<b>3-Point Field Goal Percentage (min. 7 made)</b>	NA	63.6 (7-11) by Bobby Brown vs. Cal State Fullerton (12-21-04)
<b>Free Throws</b>	12 by Marcus Slaughter vs. UCSB (11-19-04)	9 by Frederic Adjiwanou vs. Saint Mary's (12-14-04)
<b>Free Throws Attempted</b>	14 by Marcus Slaughter at Loyola Marymount (12-18-04) 14 by Marcus Slaughter vs. Saint Mary's (12-14-04) 14 by Marcus Slaughter vs. Monmouth (11-22-04) 14 by Marcus Slaughter vs. UCSB (11-19-04)	10 by Curtis Stinson at Iowa State (12-28-04) 10 by Frederic Adjiwanou vs. Saint Mary's (12-14-04)
<b>Free Throw Percentage (min. 5 made)</b>	1.000 (8-8) by Brandon Heath vs. Monmouth (11-22-04) 1.000 (6-6) by Brandon Heath vs. Providence (12-31-04) 1.000 (6-6) by Marcus Slaughter vs. Providence (12-31-04) 1.000 (5-5) by Marcus Slaughter at UCSB (12-4-04) 1.000 (5-5) by Chris Manker vs. UCSD (11-27-04)	90.0 (9-10) by Frederic Adjiwanou vs. Saint Mary's (12-14-04)
<b>Free Throw Percentage (min. 10 made)</b>	85.7 (12-14) by Marcus Slaughter vs. UCSB (11-19-04)	NA
<b>Offensive Rebounds</b>	8 by Marcus Slaughter vs. UCSB (11-19-04)	6 by Matthew Knight at Loyola Marymount (12-18-04) 6 by Bobby Jones at Washington (12-7-04)
<b>Defensive Rebounds</b>	10 by Marcus Slaughter vs. Cal State Fullerton (12-21-04)	9 by Jonatahan Sanders vs. Saint Mary's (12-14-04)
<b>Total Rebounds</b>	13 by Mohamed Camara vs. Providence (12-31-04) 13 by Marcus Slaughter vs. Cal State Fullerton (12-21-04) 13 by Marcus Slaughter vs. UCSB (11-19-04)	10 by Yaphett King vs. Cal State Fullerton (12-21-04) 10 by Jonatahan Sanders vs. Saint Mary's (12-14-04)
<b>Assists</b>	9 by Brandon Heath vs. UCSD (11-27-04)	8 by Will Conroy at Washington (12-7-04)
<b>Blocked Shots</b>	3 by Marcus Slaughter vs. SDSU (1-3-05) 3 by Chris Manker vs. San Diego (12-1-04) 3 by Marcus Slaughter vs. UCSD (11-27-04)	3 by Jared Homan at Iowa State (12-28-04)
<b>Steals</b>	5 by Brandon Heath vs. UCSD (11-27-04)	6 by Bobby Brown vs. Cal State Fullerton (12-21-04)
<b>Minutes Played</b>	42 by Marcus Slaughter vs. UCSB (11-19-04)	41 by Chrismen Oliver vs. UC Santa Barbara (11-19-04)
<b>Minutes Played (Regulation)</b>	40 by Marcus Slaughter at Loyola Marymount (12-18-04)	39 by Jared Homan at Iowa State (12-28-04)

## Team

SDSU High	SDSU Low	Category	Opponent High	Opponent Low
86 vs. UCSD (11-27-04)	57 vs. California (12-11-04)	<b>Points Scored</b>	98 at Washington (12-7-04)	49 vs. SDSU (1-3-05)
32 vs. UCSD (11-27-04)	18 vs. Saint Mary's (12-14-04)	<b>Field Goals</b>	38 at Washington (12-7-04)	16 vs. UCSD (11-27-04)
67 vs. UCSB (11-19-04)	45 at UCSB (12-4-04)	<b>Field Goals Attempted</b>	75 at Washington (12-7-04)	37 vs. UCSD (11-27-04)
60.4 vs. UCSD (11-27-04)	34.9 vs. Providence (12-31-04)	<b>FG Percentage</b>	50.9 vs. Providence (12-31-04)	29.0 vs. CSUF (12-21-04)
12 at UCSB (12-4-04)	3 vs. Saint Mary's/vs. Providence	<b>3-Point Field Goals Made</b>	10 vs. Monmouth/vs. CSUF	2 vs. California/at Iowa State
31 at Iowa State (12-28-04)	11 vs. Providence (12-31-04)	<b>3-Point Field Goals Attempted</b>	29 vs. CSUF (12-21-04)	7 at Iowa State (12-28-04)
60.0 at UCSB (12-4-04)	21.1 vs. California (12-11-04)	<b>3-Point Field Goal Percentage</b>	52.9 vs. UCSD (11-27-04)	15.4 vs. California (12-11-04)
26 at Loyola marymount (12-18-04)	4 at Iowa State (12-28-04)	<b>Free Throws Made</b>	21 vs. Saint Mary's (12-14-04)	3 vs. San Diego (12-1-04)
38 at Loyola marymount (12-18-04)	7 at Iowa State (12-28-04)	<b>Free Throws Attempted</b>	28 at Iowa State (12-28-04)	5 vs. San Diego (12-1-04)
84.6 vs. California (12-11-04)	47.8 vs. CSUF (12-21-04)	<b>Free Throw Percentage</b>	90.9 vs. CSUF (12-21-04)	42.9 vs. SDSU (1-3-05)
18 vs. UCSB/vs. Providence	4 at UCSB (12-4-04)	<b>Offensive Rebounds</b>	24 at Washington (12-7-04)	4 vs. Monmouth (11-22-04)
30 vs. CSUF (12-21-04)	12 vs. Saint Mary's (12-14-04)	<b>Defensive Rebounds</b>	26 at LMU/at Iowa State/vs. Prov.	12 vs. UCSD (11-27-04)
45 vs. CSUF (12-21-04)	24 vs. UCSD (11-27-04)	<b>Total Rebounds</b>	48 vs. SDSU (1-3-05)	20 vs. Monmouth (11-22-04)
24 vs. Saint Mary's (12-14-04)	11 vs. UCSD/San Diego	<b>Fouls</b>	24 at LMU/vs. CSUF	9 at Iowa State (12-28-04)
2 vs. Saint Mary's (12-14-04)	0 - several times	<b>Fouled Out</b>	1 - several times	0 - several times
23 vs. UCSD (11-27-04)	7 vs. Saint Mary's (12-14-04)	<b>Assists</b>	23 at Washington (12-7-04)	10 vs. CSUF (12-21-04)
26 at Washington (12-7-04)	9 vs. UCSD (11-27-04)	<b>Turnovers</b>	27 vs. UCSD (11-27-04)	10 vs. Monmouth (11-22-04)
9 vs. SDSU (1-3-05)	0 vs. Saint Mary's (12-14-04)	<b>Blocked Shots</b>	6 at Washington (12-7-04)	1 - four times
15 vs. UCSD (11-27-04)	6 at Loyola marymount/vs. CSUF	<b>Steals</b>	13 vs. UCSB (11-19-04)	3 at UCSB/vs. California
51 vs. UCSD, 2nd (11-27-04)	26 vs. UCSB, 1st/at LMU, 1st	<b>Points/Half</b>	56 at Washington (12-7-04)	21 vs. SDSU, 1st (1-3-05)
65.4 vs. UCSD, 2nd (11-27-04)	25.9 at LMU, 1st (12-18-04)	<b>FG Percentage/Half</b>	70.8 vs. Providence (12-31-04)	28.1 vs. SDSU, 1st (1-3-05)
4 vs. USD (12-1-04)/at LMU (12-18-04)	2 - seven times	<b>Double-Figure Scorers</b>	4 vs. UCSB/at Washington	1 at UCSB (12-4-04)

# Season and Career Highs

## ► 0 • TOMMY JOHNSON

	Season	Career
Points	7 vs. CSUF, 12-21-04	18 vs. Troy St., 11-30-03
Rebounds	6 vs. CSUF, 12-21-04	7 vs. IPFW, 12-30-02
Assists	3 vs. CSUF, 12-21-04	5 at Cal Poly, 11-30-02
Steals	2 at Washington, 12-7-04	4 vs. Troy St., 11-30-03
Blocked Shots	1 - two times	2 - two times
Minutes	24 vs. CSUF, 12-21-04	33 vs. Troy St., 11-30-03

## ► 1 • BRANDON HEATH

	Season	Career
Points	26 - two times	30 at Texas Tech, 12-13-03
Rebounds	9 vs. Monmouth, 11-22-04	9 vs. Monmouth, 11-22-04
Assists	9 vs. UCSD, 11-27-04	9 vs. UCSD, 11-27-04
Steals	5 vs. UCSD, 11-27-04	5 vs. UCSD, 11-27-04
Blocked Shots	1 - two times	1 - two times
Minutes	41 vs. UCSB, 11-19-04	43 at Colorado St., 1-24-04

## ► 3 • CHRIS WALTON

	Season	Career
Points	6 at Iowa State, 12-28-04	17 at BYU, 2-9-04
Rebounds	4 - two times	10 - two times
Assists	3 vs. Providence, 12-31-04	6 vs. Portland, 12-31-03
Steals	1 at Iowa State, 12-28-04	3 - six times
Blocked Shots	1 vs. SDSU, 1-3-05	4 vs. UNM, 2-28-02
Minutes	29 vs. UCSB, 11-19-04	40 at CSU, 1-24-04

## ► 5 • TRAVIS HANOUR

	Season	Career
Points	3 vs. Saint Mary's, 12-14-04	11 - two times
Rebounds	3 vs. California, 12-11-04	7 vs. Utah, 1-18-03
Assists	1 - two times	3 vs. Wash. St., 2-10-01
Steals	2 vs. California, 12-11-04	2 - two times
Blocked Shots	1 vs. California, 12-11-04	2 vs. Chaminade, 11-20-00
Minutes	15 vs. California, 12-11-04	35 vs. Utah, 1-18-03

## ► 10 • SHAWN WEINSTEIN

	Season	Career
Points	0	
Rebounds	0	
Assists	0	
Steals	0	
Blocked Shots	0	
Minutes	3 vs. UCSD, 11-27-04	

## ► 11 • TYLER SMITH

	Season	Career
Points	8 vs. CSUF, 12-21-04	
Rebounds	8 vs. CSUF, 12-21-04	
Assists	4 - two times	
Steals	2 vs. SDSU, 1-3-05	
Blocked Shots	0	
Minutes	38 vs. CSUF, 12-21-04	

## ► 15 • JOHN SHARPER

	Season	Career
Points	15 at UCSB, 12-4-04	15 at UCSB, 12-4-04
Rebounds	3 - four times	5 vs. UCSD, 12-2-02
Assists	3 at Iowa State, 12-28-04	4 at Arizona, 12-22-03
Steals	3 - three times	3 - four times
Blocked Shots	0	none
Minutes	40 vs. UCSB, 11-19-04	40 vs. UCSB, 11-19-04

## ► 20 • TRIMAINE DAVIS

	Season	Career
Points	10 at LMU, 12-18-04	10 at LMU, 12-18-04
Rebounds	3 - three times	4 - three times
Assists	1 - two times	1 - five times
Steals	2 vs. SDSU, 1-3-05	2 vs. SDSU, 1-3-05
Blocked Shots	2 vs. SDSU, 1-3-05	2 - two times
Minutes	19 at UCSB, 12-4-04	19 - two times

## ► 21 • MATT THOMAS

	Season	Career
Points	14 at Washington, 12-7-04	
Rebounds	7 vs. Saint Mary's, 12-14-04	
Assists	6 vs. Monmouth, 11-22-04	
Steals	3 - two times	
Blocked Shots	0	
Minutes	32 vs. Saint Mary's, 12-14-04	

## ► 33 • CHRIS MANKER

	Season	Career
Points	23 vs. UCSD, 11-27-04	23 vs. UCSD, 11-27-04
Rebounds	8 vs. UCSB, 11-19-04	9 vs. UCSD, 12-6-03
Assists	3 - two times	3 - two times
Steals	3 vs. UCSB, 11-19-04	3 vs. UCSB, 11-19-04
Blocked Shots	3 vs. San Diego, 12-1-04	3 vs. San Diego, 12-1-04
Minutes	35 vs. UCSB, 11-19-04	35 vs. UCSB, 11-19-04

## ► 42 • MARCUS SLAUGHTER

	Season	Career
Points	28 vs. UCSB, 11-19-04	28 vs. UCSB, 11-19-04
Rebounds	13 - two times	15 at UNLV, 2-17-04
Assists	3 - two times	4 at Saint Mary's, 1-6-04
Steals	4 vs. UCSB, 11-19-04	5 at UNM, 2-28-04
Blocked Shots	3 vs. UCSD, 11-27-04	3 vs. UCSD, 11-27-04
Minutes	41 vs. UCSB, 11-19-04	41 vs. UCSB, 11-19-04

## ► 50 • MOHAMED CAMARA

	Season	Career
Points	7 - two times	
Rebounds	13 vs. Providence, 12-31-04	
Assists	2 - two times	
Steals	3 at Washington, 12-7-04	
Blocked Shots	3 vs. SDSU, 1-3-05	
Minutes	31 - two times	



# 2004-05 Miscellaneous Statistics

## San Diego State's Record When...

Category	This Season	Fisher Era	SDSU Streak
Home	5-4	56-32	Won 1
Away	1-3	16-50	Lost 3
Neutral	0-0	4-4	Lost 2
Scoring First	1-4		Won 1
Opponent Scores First	5-3		Lost 1
Leading at Half	5-2	56-15	Won 1
Trailing at Half	1-5	17-71	Lost 4
Tied at Half	0-0	3-0	
Leading with 5:00 Left	5-0		Won 5
Trailing with 5:00 Left	1-7		Lost 6
Tied with 5:00 Left	0-0		Won 1
In Overtime	0-1	1-9	Lost 3
SDSU Outrebounds Opp.	4-2	52-32	Lost 1
SDSU is Outrebounded	2-5	24-52	Won 1
Opp. Commits More TOs	2-3	47-22	Won 1
SDSU Commits More TOs	4-3	25-57	Lost 1
SDSU More FT Attempts	4-5	50-28	Lost 1
Opp. More FT Attempts	1-2	23-58	Lost 2
SDSU Shoots Better than Opp.	6-0	60-19	Won 6
Opp. Shoots Better than SDSU	0-7	14-66	Lost 10
SDSU Shoots 50% or Better	3-0	28-10	Won 5
SDSU Shoots 40-50%	3-1	39-36	Won 2
SDSU Shoots 40% or Less	0-6	9-40	Lost 7
Opp. Shoots 50% or Better	0-3	8-24	Lost 5
Opp. Shoots 40-50%	3-4	34-55	Lost 4
Opp. Shoots 40% or Less	3-0	35-6	Won 4
SDSU Bench Outscores Opp.	3-2	41-31	Won 1
Opp. Bench Outscores SDSU	3-5	33-51	Lost 5
SDSU Scores Less Than 60	0-2	2-26	Lost 6
SDSU Scores Between 60-69	3-4	20-35	Won 1
SDSU Scores Between 70-79	1-1	29-16	Won 1
SDSU Scores Between 80-89	2-0	18-9	Won 2
SDSU Scores Between 90-99	0-0	7-0	Won 7
SDSU Scores 100+	0-0	0-0	Won 23
Opp. Scores Less Than 60	3-0	27-4	Won 3
Opp. Scores Between 60-69	3-2	31-14	Lost 1
Opp. Scores Between 70-79	0-3	18-35	Lost 6
Opp. Scores Between 80-89	0-1	0-20	Lost 29
Opp. Scores Between 90-99	0-1	0-11	Lost 21
Opp. Scores 100+	0-0	0-2	Lost 8
Wearing Black	1-2		Lost 2
Wearing Red	3-1		Won 1
Wearing White	2-4		Won 1
On Monday	2-0		Won 2
On Tuesday	1-3		Lost 1
On Wednesday	1-0		Won 4
On Thursday	0-0		Lost 1
On Friday	0-2		Lost 2
On Saturday	2-2		Lost 2
On Sunday	0-0		Lost 1
In November	2-1		Won 2
In December	3-6		Lost 2
In January	1-0		Won 1
In February	0-0		Lost 1
In March	0-0		Lost 3

## STARTING LINEUPS

SF	PF	C	SG	PG	W-L
Slaughter	Walton	Camara	Sharper	Heath	0-1
Slaughter	Manker	Camara	Sharper	Heath	4-2
Sharper	Slaughter	Camara	Heath	Thomas	0-1
Sharper	Slaughter	Davis	Heath	Thomas	0-1
Smith	Slaughter	Davis	Johnson	Thomas	1-0
Smith	Slaughter	Davis	Johnson	Heath	0-1
Walton	Slaughter	Camara	Smith	Heath	1-1

## LEADS AND DEFICITS

SDSU Biggest Halftime Lead	14 at UC Santa Barbara (12-4-04)
SDSU Biggest Halftime Lead Lost	2 at Loyola Marymount/Providence
SDSU Biggest Halftime Lead Lost in a Loss	2 at Loyola Marymount/Providence
SDSU Biggest Halftime Deficit	22 at Washington (12-7-04)
SDSU Biggest Halftime Deficit Overcome	5 vs. UC Santa Barbara (11-19-04)
SDSU Biggest Halftime Deficit Overcome for Victory	3 vs. Monmouth (11-22-04)
SDSU Biggest Lead	36 at UC Santa Barbara (12-4-04)
SDSU Biggest Lead Lost	7 at Loyola Marymount/Providence
SDSU Biggest Lead Lost in a Loss	7 at Loyola Marymount/Providence
SDSU Biggest Deficit	33 at Washington (12-7-04)
SDSU Biggest Deficit Overcome	18 vs. Monmouth (11-22-04)
SDSU Biggest Deficit Overcome for Victory	18 vs. Monmouth (11-22-04)

## TEAM LEADER IN SCORING

	SEASON	CAREER
Marcus Slaughter	7	8
Brandon Heath	6	15
Chris Manker	1	1

Travis Hanour	5
<b>TOTAL</b>	<b>14</b>

## TOP SCORING PERFORMANCES

28, Marcus Slaughter vs. UCSB (11-19-04)
26, Brandon Heath vs. Providence (12-31-04)
26, Brandon Heath vs. San Diego (12-1-04)
24, Marcus Slaughter at UCSB (12-4-04)
23, Chris Manker vs. UC San Diego (11-27-04)
22, Chris Manker vs. San Diego (12-1-04)
21, Marcus Slaughter at LMU (12-18-04)
21, Marcus Slaughter at Washington (12-7-04)

## TEAM LEADER IN REBOUNDING

	SEASON	CAREER
Marcus Slaughter	9	19
Mohamed Camara	2	2
Chris Manker	2	2
Brandon Heath	1	1

## TEAM LEADER IN ASSISTS

	SEASON	CAREER
Brandon Heath	8	10
John Sharper	2	2
Matt Thomas	2	2
Chris Manker	1	1
Chris Walton	1	9

## TOP REBOUNDING PERFORMANCES

13, Mohamed Camara vs. Providence (12-31-04)
13, Marcus Slaughter vs. CSUF (12-21-04)
13, Marcus Slaughter vs. UCSB (11-19-04)
12, Marcus Slaughter at Iowa State (12-28-04)
12, Marcus Slaughter vs. San Diego (12-1-04)
9, Marcus Slaughter vs. Providence (12-31-04)
9, Marcus Slaughter at LMU (12-18-04)
9, Marcus Slaughter vs. California (12-11-04)
9, Brandon Heath vs. Monmouth (11-22-04)

## TOP ASSISTS PERFORMANCES

9, Brandon Heath vs. UC San Diego (11-29-04)
7, Brandon Heath vs. South Dakota State (1-3-05)
7, Brandon Heath at UCSB (12-4-04)
6, Brandon Heath vs. CSUF (12-21-04)
6, Matt Thomas vs. Monmouth (11-22-04)
5, Brandon Heath vs. San Diego (12-1-04)

## TOP 3-POINT FG PERFORMANCES

4, Brandon Heath at UCSB (12-4-04)
3, John Sharper at UCSB (12-4-04)
3, Marcus Slaughter at UCSB (12-4-04)
3, Brandon Heath vs. San Diego (12-1-04)
3, Chris Manker vs. San Diego (12-1-04)
3, John Sharper vs. San Diego (12-1-04)
3, John Sharper vs. UC San Diego (11-27-04)
3, Brandon Heath vs. UCSB (11-19-04)

## TOP EFFICIENCY POINT PERFORMANCES

31, Marcus Slaughter vs. UCSB (11-19-04)
29, Chris Manker vs. UC San Diego (11-27-04)
28, Chris Manker vs. San Diego (12-1-04)
27, Brandon Heath at UCSB (12-4-04)
26, Marcus Slaughter vs. UC San Diego (11-27-04)
24, Brandon Heath vs. Providence (12-31-04)
24, Marcus Slaughter at UCSB (12-4-04)
23, Brandon Heath vs. San Diego (12-1-04)

## DOUBLE FIGURE SCORING GAMES

	SEASON	CAREER
Marcus Slaughter	13	22
Brandon Heath	12	33
Chris Manker	4	6
John Sharper	2	2
Matt Thomas	2	2
Trimaime Davis	1	1

## 20-PLUS SCORING GAMES

	SEASON	CAREER
Brandon Heath	5	14
Marcus Slaughter	5	5
Chris Manker	2	2

## DOUBLE FIGURE REBOUNDING GAMES

	SEASON	CAREER
Marcus Slaughter	4	8
Mohamed Camara	1	1

## DOUBLE FIGURE ASSIST GAMES

	SEASON	CAREER
none		

## DOUBLE-DOUBLES

	SEASON	CAREER
Marcus Slaughter	4	6

## MISSED GAMES DUE TO INJURY

	SEASON
Chris Walton	9