

2020 QUICK FACTS

SAN DIEGO STATE UNIVERSITY QUICK FACTS

| | |
|---------------------------------|-------------------------------|
| Location..... | San Diego, Calif. |
| Founded..... | 1897 |
| Enrollment..... | 32,005 |
| President..... | Dr. Adela de la Torre |
| Director of Athletics..... | John David Wicker |
| Senior Woman Administrator..... | Jenny Bramer |
| Nickname..... | Aztecs |
| School Colors..... | Scarlet (PMS 187) and Black |
| Conference..... | Mountain West |
| Home Field (Capacity)..... | SDSU Softball Stadium (1,000) |
| School Website..... | SDSU.edu |
| Athletics Website..... | GoAztecs.com |
| Conference Website..... | TheMW.com |

SAN DIEGO STATE SOFTBALL QUICK FACTS

| | |
|--|---|
| Head Coach (Alma Mater, Year Graduated)..... | Kathy Van Wyk (Cal State Fullerton, 1983) |
| Record at SDSU..... | 761-530-1 (.589), 23 seasons |
| Overall Record..... | Same |
| Softball Office Phone..... | (619) 594-2345 |
| Associate Head Coach (Alma Mater, Year Graduated)..... | Stacey Nuveman Deniz (UCLA, 2002) |
| Assistant Coach (Alma Mater, Year Graduated)..... | Mia Longfellow (Oregon State, 2007) |
| Volunteer Coach (Alma Mater, Year Graduated)..... | Lorena Bauer (San Diego State, 2015) |
| First Year of Division I Softball..... | 1977 |
| All-Time Record..... | 1,157-1,099-6 (.513), 43 seasons |
| NCAA Division I Tournament Appearances (Years)..... | 11 (2001, 2003, 2006, 2008-15) |
| 2019 Record..... | 25-26 (.490) |
| 2019 MW Record (Finish)..... | 12-12 (.500) (T-5th) |
| 2019 Postseason (Record)..... | N/A |
| Letterwinners Returning/Lost..... | 8/8 |
| Starters Returning/Lost..... | 6/3 |
| Pitchers Returning/Lost..... | 2/1 |
| Newcomers..... | 10 |
| Top Returning Starters..... | 2019 Stats/Honors |
| Shelby Thompson..... | Sr., SS, .336, 3 HR, 19 RBI, 17 R, 9 2B, .470 SLG%, .421 OB% * Three-time All-Mountain West First Team (2017-19) * 2018 Mountain West Defensive Player of the Year * 2017 Mountain West Freshman of the Year |
| Marissa Moreno..... | Sr., RHP, 12-12, 3.01 ERA, 38 GP, 20 GS, 8 CG, 4 SHO, 4 SV, 120 K * 2019 All-Mountain West Second Team * Two-time Mountain West Pitcher of the Week (5/15/18 & 5/7/19) |
| Taylor Adams..... | Jr., 1B, .327, 4 HR, 24 RBI, 18 R, 6 2B, .447 SLG%, .421 OB% * 2019 All-Mountain West Second Team |
| Kelsey Munoz..... | Jr., 3B, .291, 4 HR, 26 RBI, 14 R, 11 2B, .444 SLG%, .344 OB% |
| Kiera Wright..... | Sr., CF, .256, 8 RBI, 27 R, 1 2B, 1 3B, 19 SB |
| Top Newcomers..... | Career Stats/Honors |
| Maggie Balint (Oregon)..... | Jr., RHP, 28-4, 1.51 ERA, 49 GP, 27 GS, 13 CG, 5 SHO, 3 SV, 214 K * 2017 NFCA All-Pacific Region (First Team) * 2017 NFCA National Freshman of the Year Finalist * 2017 All-Pac-12 (First Team) * 2017 Pac-12 All-Freshman Team * Pac-12 Pitcher of the Week (April 4) |
| Jillian Celis..... | Fr., 2B, Corona High School, Corona, Calif. |
| Sadie Langlet..... | Fr., C, Roseville High School, Roseville, Calif. |

TABLE OF CONTENTS

INTRODUCTION

| | |
|------------------------------------|---|
| Table of Contents/Quick Facts..... | 1 |
| Schedule..... | 2 |
| Roster/Pronunciation..... | 3 |
| Campbell-Cartier Classic..... | 4 |
| San Diego Classic..... | 5 |

COACHING STAFF

| | |
|--|-----|
| Head Coach Kathy Van Wyk..... | 6-7 |
| Associate Head Coach Stacey Nuveman..... | 8 |
| Assistant Coach Mia Longfellow..... | 9 |
| Volunteer Coach Lorena Bauer..... | 9 |

MEET THE AZTECS

| | |
|----------------------|-------|
| Taylor Adams..... | 10 |
| Maddi Ayers..... | 10-11 |
| Paige Barth..... | 11 |
| Jessica Cordola..... | 11-12 |
| MJ James..... | 12 |
| Hannah Johnson..... | 12 |
| Marissa Moreno..... | 13 |
| Kelsey Munoz..... | 14 |
| Kristen Parker..... | 14-15 |
| Shelby Thompson..... | 15-16 |
| Alizae Umi..... | 16 |
| Kiera Wright..... | 16-17 |
| Maggie Balint..... | 17-18 |
| Jillian Celis..... | 18 |
| Summer Hargett..... | 18 |
| Makayla Jordan..... | 18 |
| Sadie Langlet..... | 19 |
| Sara Lillie..... | 19 |
| Alexa Schultz..... | 19 |
| Riley Thies..... | 20 |
| Alyssa Vilke..... | 20 |

2019 REVIEW

| | |
|-------------------------------|----|
| Results..... | 21 |
| Overall Statistics..... | 22 |
| Mountain West Statistics..... | 23 |
| Miscellaneous Statistics..... | 24 |

HISTORY AND RECORDS

| | |
|------------------------------|-------|
| NCAA Tournament History..... | 25-27 |
| Letterwinners..... | 28-29 |
| Awards and Honors..... | 29-31 |
| Miscellaneous Records..... | 32 |
| Career Records..... | 33-34 |
| Season Records..... | 35-36 |
| Mountain West Records..... | 37-38 |
| Freshmen Records..... | 39 |
| Coaching Records..... | 40 |
| All-Time Results..... | 40-46 |
| Records vs. Opponents..... | 47 |

2020 SCHEDULE

| Date | Day | Opponent | Site | Time |
|----------|-----------|-----------------------------|------------------------|---------------|
| Feb. 6 | Thursday | ~ at Jacksonville | Jacksonville, Fla. | 5 p.m. ET |
| Feb. 7 | Friday | ~ vs. Villanova | Jacksonville, Fla. | Noon ET |
| | | ~ vs. Nicholls | Jacksonville, Fla. | 2:30 p.m. ET |
| Feb. 8 | Saturday | ~ vs. Villanova | Jacksonville, Fla. | 10 a.m. ET |
| | | ~ vs. Nicholls | Jacksonville, Fla. | 12:30 p.m. ET |
| Feb. 12 | Wednesday | at UC Riverside | Riverside, Calif. | 2 p.m. PT |
| Feb. 13 | Thursday | ! Brigham Young | SDSU Softball Stadium | 6 p.m. PT |
| Feb. 14 | Friday | ! Southern Utah | SDSU Softball Stadium | 4:30 p.m. PT |
| | | ! Cal State Fullerton | SDSU Softball Stadium | 7 p.m. PT |
| Feb. 15 | Saturday | ! Brigham Young | SDSU Softball Stadium | 4:30 p.m. PT |
| | | ! Southern Utah | SDSU Softball Stadium | 7 p.m. PT |
| Feb. 18 | Tuesday | Loyola Marymount | SDSU Softball Stadium | 6 p.m. PT |
| Feb. 20 | Thursday | @ vs. Idaho State | Cathedral City, Calif. | 3:30 p.m. PT |
| | | @ vs. Notre Dame | Cathedral City, Calif. | 6 p.m. PT |
| Feb. 21 | Friday | @ vs. Arizona | Cathedral City, Calif. | 10 a.m. PT |
| | | @ vs. Wisconsin | Cathedral City, Calif. | 8:30 p.m. PT |
| Feb. 22 | Saturday | @ vs. Mississippi State | Cathedral City, Calif. | 7 p.m. PT |
| Feb. 26 | Wednesday | at California Baptist | Riverside, Calif. | 5 p.m. PT |
| Feb. 28 | Friday | # Weber State | SDSU Softball Stadium | 7 p.m. PT |
| Feb. 29 | Saturday | # St. John's | SDSU Softball Stadium | 2 p.m. PT |
| | | # UCLA | SDSU Softball Stadium | 7 p.m. PT |
| March 1 | Sunday | # CSUN | SDSU Softball Stadium | 2 p.m. PT |
| March 4 | Wednesday | Villanova | SDSU Softball Stadium | 6 p.m. PT |
| March 6 | Friday | S vs. Cal State Fullerton | Long Beach, Calif. | 11:30 a.m. PT |
| March 7 | Saturday | S vs. Cal Poly | Los Angeles, Calif. | 9 a.m. PT |
| | | S vs. Boston Univ. | Los Angeles, Calif. | 11:30 a.m. PT |
| March 8 | Sunday | S vs. UCF | Long Beach, Calif. | 9 a.m. PT |
| | | S at Long Beach State | Long Beach, Calif. | 2 p.m. PT |
| March 10 | Tuesday | ^ vs. USA National Team | Santee, Calif. | 7 p.m. PT |
| March 13 | Friday | * Colorado State | SDSU Softball Stadium | 6 p.m. PT |
| March 14 | Saturday | * Colorado State | SDSU Softball Stadium | 6 p.m. PT |
| March 15 | Sunday | * Colorado State | SDSU Softball Stadium | Noon PT |
| March 20 | Friday | * at Fresno State | Fresno, Calif. | 6 p.m. PT |
| March 21 | Saturday | * at Fresno State | Fresno, Calif. | 3 p.m. PT |
| March 22 | Sunday | * at Fresno State | Fresno, Calif. | Noon PT |
| March 24 | Tuesday | ^ vs. Mexican National Team | SDSU Softball Stadium | 7 p.m. PT |
| March 27 | Friday | * Nevada | SDSU Softball Stadium | 6 p.m. PT |
| March 28 | Saturday | * Nevada | SDSU Softball Stadium | 6 p.m. PT |
| March 29 | Sunday | * Nevada | SDSU Softball Stadium | Noon PT |
| April 3 | Friday | * at UNLV | Las Vegas, Nev. | 6 p.m. PT |
| April 4 | Saturday | * at UNLV | Las Vegas, Nev. | 4 p.m. PT |
| April 5 | Sunday | * at UNLV | Las Vegas, Nev. | Noon PT |
| April 9 | Thursday | * Boise State | SDSU Softball Stadium | 6 p.m. PT |
| April 10 | Friday | * Boise State | SDSU Softball Stadium | 6 p.m. PT |
| April 11 | Saturday | * Boise State | SDSU Softball Stadium | Noon PT |
| April 22 | Wednesday | San Diego | SDSU Softball Stadium | 6 p.m. PT |
| April 24 | Friday | * at San José State | San Jose, Calif. | 4 p.m. PT |
| April 25 | Saturday | * at San José State | San Jose, Calif. | Noon PT |
| April 26 | Sunday | * at San José State | San Jose, Calif. | Noon PT |
| May 1 | Friday | * Utah State | SDSU Softball Stadium | 6 p.m. PT |
| May 2 | Saturday | * Utah State | SDSU Softball Stadium | 6 p.m. PT |
| May 3 | Sunday | * Utah State | SDSU Softball Stadium | Noon PT |
| May 7 | Thursday | * at New Mexico | Albuquerque, N.M. | 6 p.m. MT |
| May 8 | Friday | * at New Mexico | Albuquerque, N.M. | 6 p.m. MT |
| May 9 | Saturday | * at New Mexico | Albuquerque, N.M. | Noon MT |

~ River City Leadoff Tournament (Jacksonville, Fla.)

! 30th Annual Campbell/Cartier Classic (SDSU Softball Stadium)

@ Mary Nutter Collegiate Classic (Cathedral City, Calif.)

San Diego Classic (SDSU Softball Stadium)

S Louisville Slugger Classic (Long Beach, Calif.)

* Mountain West game

^ Exhibition game

2020 ROSTERS

NUMERICAL

| NO. | NAME | POS. | HT. | B/T | YR | EXP | HOMETOWN (LAST SCHOOL) |
|-----|------------------|------|------|-----|-----|-----|--|
| 00 | Karina Faasisila | P | 5-10 | L/L | Fr. | HS | Tracy, Calif. (Tracy HS) |
| 1 | Makayla Jordan | OF | 5-5 | R/R | Fr. | HS | Murrieta, Calif. (Vista Murrieta HS) |
| 4 | Kristen Parker | OF | 5-4 | R/R | Sr. | 2L | Mira Mesa, Calif. (Mira Mesa HS) |
| 7 | Sara Lillie | C | 5-7 | R/R | So. | TR | Murrieta, Calif. (Vista Murrieta HS/Oregon State) |
| 8 | Alyssa Vilke | OF | 5-5 | R/R | Fr. | HS | San Diego, Calif. (Scripps Ranch HS) |
| 10 | Jillian Celis | IF | 5-7 | L/R | Fr. | HS | Corona, Calif. (Corona HS) |
| 11 | Alexa Schultz | OF | 5-5 | R/R | Jr. | TR | Los Alamitos, Calif. (Los Alamitos HS/Oklahoma) |
| 12 | Maddi Ayers | IF | 5-6 | R/R | So. | 1L | Sacramento, Calif. (Sheldon HS) |
| 14 | Jessica Cordola | IF | 5-9 | R/R | So. | SQ | Santa Clarita, Calif. (Saugus HS) |
| 15 | Alizae Umi | C | 5-5 | R/R | Jr. | SQ | Torrance, Calif. (West HS) |
| 16 | Riley Thies | UTIL | 5-5 | L/R | Jr. | TR | Laguna Hills, Calif. (Laguna Hills HS/Towson) |
| 19 | Hannah Johnson | P | 5-6 | R/R | So. | RS | La Habra, Calif. (La Habra HS/Cal State Fullerton) |
| 20 | Shelby Thompson | SS | 5-6 | R/R | Sr. | 3L | Benicia, Calif. (Benicia HS) |
| 22 | Kiera Wright | OF | 5-6 | L/R | Sr. | 3L | Riverside, Calif. (Roosevelt HS) |
| 23 | Maggie Balint | P | 5-8 | R/R | Jr. | TR | West Grove, Calif. (Avon Grove HS/Oregon) |
| 25 | Summer Hargett | UTIL | 5-9 | R/R | So. | TR | San Diego, Calif. (Point Loma HS/Northwestern) |
| 26 | Kelsey Munoz | IF | 5-10 | R/R | Jr. | 2L | Chula Vista, Calif. (Mater Dei Catholic HS) |
| 27 | MJ James | P | 6-0 | R/R | So. | 1L | San Diego, Calif. (Patrick Henry HS/Ohio State) |
| 28 | Paige Barth | IF | 5-5 | R/R | So. | SQ | Newbury Park, Calif. (Newbury Park HS) |
| 31 | Sadie Langlet | C | 5-10 | R/R | Fr. | HS | Roseville, Calif. (Roseville HS) |
| 33 | Marissa Moreno | P | 5-11 | R/R | Sr. | 3L | Torrance, Calif. (Torrance HS) |
| 99 | Taylor Adams | 1B | 5-9 | R/R | Jr. | 2L | Mill Creek, Wash. (Jackson HS) |

ALPHABETICAL

| NO. | NAME | POS. | HT. | B/T | YR | EXP | HOMETOWN (LAST SCHOOL) |
|-----|------------------|------|------|-----|-----|-----|--|
| 99 | Taylor Adams | 1B | 5-9 | R/R | Jr. | 2L | Mill Creek, Wash. (Jackson HS) |
| 12 | Maddi Ayers | IF | 5-6 | R/R | So. | 1L | Sacramento, Calif. (Sheldon HS) |
| 23 | Maggie Balint | P | 5-8 | R/R | Jr. | TR | West Grove, Calif. (Avon Grove HS/Oregon) |
| 28 | Paige Barth | IF | 5-5 | R/R | So. | SQ | Newbury Park, Calif. (Newbury Park HS) |
| 10 | Jillian Celis | IF | 5-7 | L/R | Fr. | HS | Corona, Calif. (Corona HS) |
| 14 | Jessica Cordola | IF | 5-9 | R/R | So. | SQ | Santa Clarita, Calif. (Saugus HS) |
| 00 | Karina Faasisila | P | 5-10 | L/L | Fr. | HS | Tracy, Calif. (Tracy HS) |
| 25 | Summer Hargett | UTIL | 5-9 | R/R | So. | TR | San Diego, Calif. (Point Loma HS/Northwestern) |
| 27 | MJ James | P | 6-0 | R/R | So. | 1L | San Diego, Calif. (Patrick Henry HS/Ohio State) |
| 19 | Hannah Johnson | P | 5-6 | R/R | So. | RS | La Habra, Calif. (La Habra HS/Cal State Fullerton) |
| 1 | Makayla Jordan | OF | 5-5 | R/R | Fr. | HS | Murrieta, Calif. (Vista Murrieta HS) |
| 31 | Sadie Langlet | C | 5-10 | R/R | Fr. | HS | Roseville, Calif. (Roseville HS) |
| 7 | Sara Lillie | C | 5-7 | R/R | So. | TR | Murrieta, Calif. (Vista Murrieta HS/Oregon State) |
| 33 | Marissa Moreno | P | 5-11 | R/R | Sr. | 3L | Torrance, Calif. (Torrance HS) |
| 26 | Kelsey Munoz | IF | 5-10 | R/R | Jr. | 2L | Chula Vista, Calif. (Mater Dei Catholic HS) |
| 4 | Kristen Parker | OF | 5-4 | R/R | Sr. | 2L | Mira Mesa, Calif. (Mira Mesa HS) |
| 11 | Alexa Schultz | OF | 5-5 | R/R | Jr. | TR | Los Alamitos, Calif. (Los Alamitos HS/Oklahoma) |
| 20 | Shelby Thompson | SS | 5-6 | R/R | Sr. | 3L | Benicia, Calif. (Benicia HS) |
| 16 | Riley Thies | UTIL | 5-5 | L/R | Jr. | TR | Laguna Hills, Calif. (Laguna Hills HS/Towson) |
| 15 | Alizae Umi | C | 5-5 | R/R | Jr. | SQ | Torrance, Calif. (West HS) |
| 8 | Alyssa Vilke | OF | 5-5 | R/R | Fr. | HS | San Diego, Calif. (Scripps Ranch HS) |
| 22 | Kiera Wright | OF | 5-6 | L/R | Sr. | 3L | Riverside, Calif. (Roosevelt HS) |

Head Coach: Kathy Van Wyk (Cal State Fullerton, 1983), 24th season

Associate Head Coach: Stacey Nuveman Deniz (UCLA, 2002), 12th season

Assistant Coach: Mia Longfellow (Oregon State, 2007), 11th season

Volunteer Coach: Lorena Bauer (San Diego State, 2015), 1st season

Pronunciations

Players

Maggie Balint (Bal (rhymes with Cal)-int)

Jillian Celis (SUH-lease)

Karina Faasisila (FAW-saw-see-la)

Kelsey Munoz (MOON-yoze)

Riley Thies (Theese)

Alizae Umi (Al-ah-zay OOO-me)

Kiera Wright (KEY-air-uh)

Coaches

Kathy Van Wyk (van WIKE)

Stacey Nuveman Deniz (Deh-neese)

Mia Longfellow (MEE-ah)

Lorena Bauer (LO-reen-uh)

2020 CAMPBELL-CARTIER CLASSIC

30TH ANNUAL CAMPBELL/CARTIER CLASSIC

FEBRUARY 13-15 • SDSU SOFTBALL STADIUM • SAN DIEGO, CALIF.

The San Diego State University Campbell/Cartier Classic is an annual event held in the memory of former Aztec softball players Susanne Campbell and Karin Cartier.

Campbell and Cartier lost their lives during the 1991 softball season in a single-car accident that took place in Rosarito, Mexico. It left a lasting mark on teammates, coaches and the program.

Campbell, a three-year starting catcher, was in her senior year. She had a .344 batting average, was an all-Western Athletic Conference selection and led the Aztecs in many offensive and defensive categories. She also set several single-season and career records and is among the top softball athletes to wear an SDSU uniform.

Cartier, a transfer pitcher from Hawai'i, had an excellent 1991 season at SDSU. She was emerging as a top pitcher and great hitter. Along with Campbell, Cartier was one of the strongest Aztecs in the weight room and possessed good leadership abilities and Division I playing experience.

To pay tribute to Susanne Campbell and Karin Cartier, the San Diego State softball team re-

named the SDSU Spring Classic in 1994 to the Campbell/Cartier Classic in memory of their friendship and fine athletic ability. The 2020 tournament will be the 30th annual classic.

In honor of Susanne Campbell and Karin Cartier, an endowment fund has also been established bearing their names. The recipient of this annual scholarship is a student-athlete who is dedicated, has strong character, possesses leadership skills and demonstrates sportsmanship. Contact associate head coach Stacey Nuveman Deniz for more information about the Campbell/Cartier Memorial Fund at (619) 594-5853.

The 2020 version of the Campbell/Cartier Classic will once again be one of the strongest tournaments in the nation. This year's tournament features the Aztecs, Brigham Young, Cal State Fullerton and Southern Utah.

THURSDAY, FEBRUARY 13

Time **SDSU Softball Stadium**
6 p.m. **San Diego State** vs. Brigham Young

FRIDAY, FEBRUARY 14

Time **SDSU Softball Stadium**
11:30 a.m. Brigham Young vs. **Southern Utah**
2 p.m. **Brigham Young** vs. Cal State Fullerton
4:30 p.m. **San Diego State** vs. Southern Utah
7 p.m. **San Diego State** vs. Cal State Fullerton

First team listed will occupy third base dugout

BOLD is the home team

SATURDAY, FEBRUARY 15

Time **SDSU Softball Stadium**
11:30 a.m. **Cal State Fullerton** vs. Brigham Young
2 p.m. **Cal State Fullerton** vs. Southern Utah
4:30 p.m. **San Diego State** vs. Brigham Young
7 p.m. **San Diego State** vs. Southern Utah

Campbell/Cartier Classic Champions

| | | | | | |
|------|----------------------|------|-----------------------|------|------------------------|
| 1991 | Long Beach State | 2002 | Pacific | 2010 | Western Kentucky |
| 1992 | UCLA | 2003 | Sacramento State | 2011 | Long Beach State |
| 1993 | Long Beach State | 2004 | Cal State Northridge | 2012 | UCLA |
| 1994 | Washington | 2005 | No winner due to rain | 2013 | Oklahoma |
| 1995 | UCLA | 2006 | UCLA | 2014 | San Diego State |
| 1996 | Sacramento State | 2007 | California | 2015 | San Diego State |
| 1997 | Long Beach State | 2008 | San Diego State | 2016 | Kentucky |
| 1998 | Long Beach State | 2009 | Stanford (co) | 2017 | Washington |
| 1999 | Cal State Northridge | | Washington (co) | 2018 | Kentucky |
| 2000 | Stanford | | | 2019 | San Diego State |
| 2001 | Stanford | | | 2020 | San Diego State |

Campbell/Cartier Award Winners

| | | | | | |
|------|------------------|------|---------------|------|-----------------|
| 1995 | Stevie Campbell | 2004 | Lacey Craft | 2012 | Hayley Miles |
| 1996 | Chrystal Friesen | 2005 | Katie Cochran | 2013 | |
| 1997 | Lisa Gonzales | 2006 | Monica Alnes | 2014 | Hayley Miles |
| 1998 | Erryn Gutjahr | 2007 | Monica Alnes | 2015 | Frankie Orlando |
| 1999 | Erryn Gutjahr | 2008 | Monica Alnes | 2016 | Miranda Bielski |
| 2000 | Tami Sampson | 2009 | | 2017 | Katie Byrd |
| 2001 | Sandra Durazo | 2010 | | 2018 | Alex Formby |
| | Vanessa Villegas | 2011 | Hayley Miles | 2019 | Katie Byrd |
| 2002 | Kellie Nordhagen | | | 2020 | Katie Byrd |
| 2003 | Jennifer Funk | | | | |



Susanne Campbell



Karin Cartier

2020 SAN DIEGO CLASSIC

FEBRUARY 27-MARCH 1 • SDSU SOFTBALL STADIUM & USD SOFTBALL COMPLEX • SAN DIEGO, CALIF.

By Date

Thursday, Feb. 27 - USD Softball Complex
7 p.m. **San Diego** vs. Long Beach State

Friday, Feb. 28 - SDSU Softball Stadium
9 a.m. Mt. St. Mary's vs. **San José State**
11:30 a.m. Long Beach State vs. **St. John's**
2 p.m. **Long Beach State** vs. San José State
4:30 p.m. **UCLA** vs. Mt. St. Mary's
7 p.m. **San Diego State** vs. Weber State

Friday, Feb. 28 - USD Softball Complex
9 a.m. North Dakota vs. **CSUN**
11:30 a.m. **Weber State** vs. CSUN
2 p.m. North Dakota vs. **Brown**
4:30 p.m. **San Diego** vs. St. John's
7 p.m. **San Diego** vs. Brown

Saturday, Feb. 29 - SDSU Softball Stadium
9 a.m. San José State vs. **St. John's**
11:30 a.m. **San José State** vs. Weber State
2 p.m. **San Diego State** vs. St. John's
4:30 p.m. **Weber State** vs. UCLA
7 p.m. **San Diego State** vs. UCLA

Saturday, Feb. 29 - USD Softball Complex
9 a.m. CSUN vs. **Mount St. Mary's**
11:30 a.m. **CSUN** vs. Brown
2 p.m. **Long Beach State** vs. Brown
4:30 p.m. Long Beach State vs. **North Dakota**
7 p.m. **San Diego** vs. North Dakota

Sunday, March 1 - SDSU Softball Stadium
9 a.m. **Brown** vs. San José State
11:30 a.m. **North Dakota** vs. Weber State
2 p.m. **San Diego State** vs. CSUN

Sunday, March 1 - USD Softball Complex
9 a.m. St. John's vs. **Mount St. Mary's**
11:30 a.m. **San Diego** vs. Mount St. Mary's
2 p.m. **San Diego** vs. UCLA

By Team

Brown

Friday, 2 p.m. at USD: North Dakota vs. **Brown**
Friday, 7 p.m. at USD: **San Diego** vs. Brown
Saturday, 11:30 a.m. at USD: **CSUN** vs. Brown
Saturday, 2 p.m. at USD: **Long Beach State** vs. Brown
Sunday, 9 a.m. at SDSU: **Brown** vs. San José State

CSUN

Friday, 9 a.m. at USD: North Dakota vs. **CSUN**
Friday, 11:30 a.m. at USD: **Weber State** vs. CSUN
Saturday, 9 a.m. at USD: CSUN vs. **Mount St. Mary's**
Saturday, 11:30 a.m. at USD: **CSUN** vs. Brown
Sunday, 2 p.m. at SDSU: **San Diego State** vs. CSUN

Long Beach State

Thursday, 7 p.m. at USD: **San Diego** vs. Long Beach State
Friday, 11:30 a.m. at SDSU: Long Beach State vs. **St. John's**
Friday, 2 p.m. at SDSU: **Long Beach State** vs. San José State
Saturday, 2 p.m. at USD: **Long Beach State** vs. Brown
Saturday, 4:30 p.m. at USD: Long Beach State vs. **North Dakota**
Mount St. Mary's
Friday, 9 a.m. at SDSU: Mount St. Mary's vs. **San José State**
Friday, 4:30 p.m. at SDSU: **UCLA** vs. Mount St. Mary's
Saturday, 9 a.m. at USD: CSUN vs. **Mount St. Mary's**
Sunday, 9 a.m. at USD: St. John's vs. **Mount St. Mary's**
Sunday, 11:30 a.m. at USD: **San Diego** vs. Mount St. Mary's

North Dakota

Friday, 9 a.m. at USD: North Dakota vs. **CSUN**
Friday, 2 p.m. at USD: North Dakota vs. **Brown**
Saturday, 4:30 p.m. at USD: Long Beach State vs. **North Dakota**
Saturday, 7 p.m. at USD: **San Diego** vs. North Dakota
Sunday, 11:30 a.m. at SDSU: **North Dakota** vs. Weber State

San Diego

Thursday, 7 p.m. at USD: **San Diego** vs. Long Beach State
Friday, 4:30 p.m. at USD: **San Diego** vs. St. John's
Friday, 7 p.m. at USD: **San Diego** vs. Brown
Saturday, 7 p.m. at USD: **San Diego** vs. North Dakota
Sunday, 11:30 a.m. at USD: **San Diego** vs. Mount St. Mary's
Sunday, 2 p.m. at USD: **San Diego** vs. UCLA

San Diego State

Friday, 7 p.m. at SDSU: **San Diego State** vs. Weber State
Saturday, 2 p.m. at SDSU: **San Diego State** vs. St. John's
Saturday, 7 p.m. at SDSU: **San Diego State** vs. UCLA
Sunday, 2 p.m. at SDSU: **San Diego State** vs. CSUN

San José State

Friday, 9 a.m. at SDSU: Mount St. Mary's vs. **San José State**
Friday, 2 p.m. at SDSU: **Long Beach State** vs. San José State
Saturday, 9 a.m. at SDSU: San José State vs. **St. John's**
Saturday, 11:30 a.m. at SDSU: **San José State** vs. Weber State
Sunday, 9 a.m. at SDSU: **Brown** vs. San José State

St. John's

Friday, 11:30 a.m. at SDSU: Long Beach State vs. **St. John's**
Friday, 4:30 p.m. at USD: **San Diego** vs. St. John's
Saturday, 9 a.m. at SDSU: San José State vs. **St. John's**
Saturday, 2 p.m. at SDSU: **San Diego State** vs. St. John's
Sunday, 9 a.m. at USD: St. John's vs. **Mount St. Mary's**

UCLA

Friday, 4:30 p.m. at SDSU: **UCLA** vs. Mount St. Mary's
Saturday, 4:30 p.m. at SDSU: **Weber State** vs. UCLA
Saturday, 7 p.m. at SDSU: **San Diego State** vs. UCLA
Sunday, 2 p.m. at USD: **San Diego** vs. UCLA

Weber State

Friday, 11:30 a.m. at USD: **Weber State** vs. CSUN
Friday, 7 p.m. at SDSU: **San Diego State** vs. Weber State
Saturday, 11:30 a.m. at SDSU: **San José State** vs. Weber State
Saturday, 4:30 p.m. at SDSU: **Weber State** vs. UCLA
Sunday, 11:30 a.m. at SDSU: **North Dakota** vs. Weber State

* First team listed will occupy third base dugout * **BOLD** will be the home team



KATHY VAN WYK

HEAD COACH | 24TH SEASON AT SAN DIEGO STATE | 24TH SEASON OVERALL

761-530-1 (.593) | CAL STATE FULLERTON, 1983

One doesn't have to look hard to see what head coach Kathy Van Wyk has accomplished in her 23-year tenure with San Diego State.

Over the first 20 years of Division I softball, the Aztecs posted two .500 or better seasons and did not make an NCAA tournament. Since Van Wyk was named head coach in 1997 (23 years), SDSU has 19, .500 or better seasons, 17 winning campaigns and have advanced to 11 NCAA tournaments. Consider her accolades below:

- * Five-time Mountain West Coach of the Year (2002, 2006, 2008, 2013, 2014)
- * 11 NCAA tournament appearances (2001, 2003, 2006, 2008, 2009, 2010, 2011, 2012, 2013, 2014, 2015)
- * Seven MW regular season championships (2002, 2003, 2006, 2008, 2012, 2013, 2014)
- * Eight All-America selections
- * 41 NFCA all-West Region selections
- * 82 all-conference honorees (80 in MW)
- * Nine MW Pitcher of the Year awards
- * Nine Freshman of the Year awards
- * Four MW Player of the Year awards
- * One MW Defensive Player of the Year award
- * 136 Player/Pitcher of the Week winners (129 in MW)

Coming off a disappointing two seasons lost with injuries and close games, the Aztecs finished under .500 for the first two times since 2005. Still, the Aztecs have won at least 30 games in 12 of the last 14 years.

Prior to Van Wyk's inaugural head coaching season in 1997, the San Diego State softball program had losing records in 18 of its previous 20 years. SDSU boasted just a .413 winning percentage up to that point with a 400-569-5 record.

Since Van Wyk's arrival, the Aztecs have compiled a .600 or higher winning percentage in 13 of the last 19 campaigns. In addition, SDSU has been .500 or better in 19 of Van Wyk's 23 years. Van Wyk is also the first Aztec softball coach to achieve a top-25 ranking, four 40-win seasons and is the fastest to both 100 and 200 career wins in the history of the program.

San Diego State is coming off a 25-26 season, its second straight losing campaign for the first time since 1995-96. Still, the Aztecs had four players earn all-Mountain West honors, led by Shelby Thompson as the junior shortstop landed on the MW first team for the third straight year. Taylor Adams, Alicia Garcia and Marissa Moreno each earned second-team accolades, while Molly Sturdivant was named third-team all-NFCA West Region.

Thompson (.336), Adams (.327) and Sturdivant (.306) all hit over .300 for SDSU, while Moreno led the pitching staff with a 12-12 record and a 3.01 ERA.

In 2018, San Diego State was 20-31 in a season marred by injuries and close losses. Jenavee Peres, a 2017 NFCA second-team All-American, missed the entire season, while freshman sensation Kelsey Munoz missed almost half of the year with a broken hand, and many others played through various nicks, bruises and ailments.

Out of the Aztecs' 31 losses in 2018, 22 were by three or less runs and 14 by two or less scores. Altogether, SDSU had six extra-inning losses, four with the international tiebreaker rule in effect, seven by one score, seven by two runs and eight by three scores.

Alex Formby (10-12, 2.64 ERA) earned second-team all-NFCA West Region honors in the circle, while Thompson was named the MW Defensive Player of the Year and garnered first-team all-MW accolades for a second straight season.

In 2017, San Diego State was 31-18 and 15-9 with a runner-up finish in MW play. The Aztecs, however, did not receive an at-large bid into the NCAA tournament, despite finishing second in the sixth-best conference in the nation (out of 32 leagues).

SDSU led the country in 2017 with a .356 average, shattering their previous best of .310. In all, San Diego State set seven school records, including batting average, on-base percentage (.418), slugging percentage (.516), hits (497), RBIs (295), sacrifice flies (23) and runs (324, tied).

Peres led the way in 2017 San Diego State, easily breaking the previous school record batting average of a .429 batting average with her .454 and tied a SDSU best with five sac flies. She also ranked second in school single-season history in slugging percentage, RBIs and OPS percentage (1.332), third in runs and total bases, fourth in on-base percentage, tied for fourth in extra-base hits (29), fifth in hits and home runs, and tied for seventh in times hit by pitch (5). Peres was named a NFCA Second-Team All-American for her efforts, the first time San Diego State has ever had a player on the second team (Aztecs' previous three NFCA All-America selections were third-team picks). She was also a first-team all-NFCA West Region honoree, the Mountain West Player of the Year and a first-team all-MW selection.

Joining Peres on the all-conference first team in 2017 was Sydnee Cable, Zaria Meshack, Sturdivant and Thompson, who was also the MW Freshman of the Year, while Katie Byrd earned second-team all-MW accolades. Byrd, Meshack, Sturdivant and Taylor Stewart also earned second-team all-NFCA

West Region accolades, while Cable was a third-team selection. SDSU's six all-region selections were a program record.

In 2016, San Diego State missed the NCAA tournament for the first time since 2007, despite posting a 30-22 record.

Samantha Camello led the way with a .359 average to go along with 13 doubles, two triples, two homers, 25 RBIs, 32 run, 12 walks, five stolen bases, a .486 slugging percentage and a .400 on-base percentage. For her efforts, she was chosen as a first-team all-MW selection and also became the first Aztec softball player ever to be named a CoSIDA Academic All-America pick after earning second-team honors. She was also a CoSIDA Academic All-District 8 first-team pick, posting a 3.98 cumulative GPA.

Cable and Formby also earned postseason recognition as all-MW second-team selections. Cable hit .366 in league play with 11 RBIs, 11 runs, four doubles and nine walks, while Formby was 5-6 with a 3.50 ERA and three saves in 70 innings.

Peres also had a solid overall season, batting .451 with nine homers, 23 RBIs, 26 runs, four doubles and a triple, logging a .915 slugging percentage and a .535 on-base mark. However, Peres missed 25 games with a concussion, sprained ankle and a fractured fibula.

In 2015, San Diego State set seven school records, including batting average (.312), slugging percentage (.486), runs (324), home runs (63), RBIs (293), total bases (758) and hits (484). The Aztecs finished 38-20, including a 18-6 mark in MW play for second place, before advancing to a NCAA Regional final for the third time since 2011 and fifth time in 11 tournament trips before falling to eventual Women's College World Series opponent UCLA.

SDSU had four players earn all-NFCA West Region honors, including Erica Romero (36-17, 3.29 ERA) on the first team, Kayla Jordan (.414, 9 HR, 33 RBI, 63 R) and Peres (.347, 9 HR, 48 RBI) on the second team, and Lorena Bauer (.415, 19 HR, 67 RBI, 15 2B) on the third team.

Romero set four single-season school records and led the nation in wins (36), appearances (56), games started (47) and innings pitched (318.2), while Jordan (63 runs) and Bauer (67 RBIs) each set respective season records as well. Bauer and Peres were named the MW Player and Freshman of the Year, respectively, and were joined on the first team by Jordan and Romero.

In 2014, San Diego State set seven school records, including batting average (.301), on-base percentage (.397), runs (301), hits (467), RBIs (270), walks (226) and times hit by pitch (30). The Aztecs went onto to finish 40-19, winning their third straight MW championship at 16-8.

SDSU had three players named all-NFCA West Region, including Patrice Jackson (.338, 17 HR, 49 RBI) on the first team, Danielle O'Toole (31-10, 1.91 ERA) on second team and Cable (.356, 1 HR, 32 RBI) on the third team. Jackson set three school records, including on-base percentage (.523), RBIs (49, tied) and walks (59), while Cable was hit by a pitch a program-best 14 times and O'Toole had a school-record 31 wins.

O'Toole was named the MW Pitcher of the Year, going 13-5 in league play with a 2.15 ERA, and was joined by Jaylene Ignacio and Jackson on the MW first-team in the first year that the league had a first and second team, while Dominique Dinner and Katie Mathis each garnered second-team accolades.

In 2013, San Diego State finished 36-20 overall and 13-5 in MW play, clinching its second straight league title and sixth overall. The Aztecs tied a school record with 13 straight wins from March 12-April 6 and went 1-2 at the NCAA Tempe Regional.

Juniors Bauer and Jackson each were named Easton All-Americans for their play. Bauer, a first-team pick, hit a team-high .401 with 13 homers and 49 RBIs. Bauer was also a first-team all-NFCA West Region pick and an all-MW selection. Jackson, who was a second-team pick, hit .366 with a team-high 18 home runs and 48 RBIs. Jackson joined Bauer as a first-team all-NFCA West Region selection as well as being named the MW Player of the Year.

Seniors Rebecca Arbino (21-13, 2.08 ERA) and Kameron May (.305, 3 HR, 24 RBI) each earned second-team all-NFCA West Region honors, giving SDSU a then school-record four picks.

The Aztecs also swept the Mountain West awards, becoming the first team in the league's history to win all four awards. Jackson was named the MW Player of the Year, Arbino was the MW Pitcher of the Year, O'Toole was chosen as the MW Freshman of the Year and Van Wyk was named the MW Coach of the Year.

In 2012, San Diego State went 32-24, including a 9-3 record in the Mountain West, which was good enough for the conference title. The Aztecs defeated three nationally ranked teams, including No. 20/20 Florida State twice at the NCAA Los Angeles Regional. I. SDSU made it all the way to the regional championship for the second straight year before falling to Hofstra.

San Diego State ended up setting then single-season program records in slugging percentage (.466), doubles (79), home runs (58), RBIs (237) and total bases (692), while receiving votes in both national polls.

Sophomore Hayley Miles was named a third-team NFCA All-American after shattering 11 single-season school records and setting five career records after just two seasons. Some of the records weren't even close, such as batting average (.429, previous best was .389), on-base percentage (.519, previous best was .467), slugging percentage (.909, previous best was .633), OPS percentage (1.428, previous best was 1.053), runs (62, previous best was 41), extra-base hits (42, previous best



STACEY NUVEMAN DENIZ

ASSOCIATE HEAD COACH | 12TH SEASON AT SAN DIEGO STATE | UCLA, 2002

Stacey Nuveman Deniz completed her 11th season at San Diego State in 2019, serving as the recruiting coordinator and the hitting instructor. Nuveman Deniz was promoted to assistant head coach from an assistant coach in 2010 and was moved to associate head coach in 2013.

Nuveman Deniz, a three-time U.S. Olympian, brings a host of softball experience and accolades to The Mesa.

In addition to her two Olympic gold medals (2000 and 2004) and silver medal in 2008, Nuveman Deniz has helped the United States National Team to a World Cup championship (2006), two World Championships (2002 and 2006) and two Pan American gold medals (1999 and 2003).

Recently, Nuveman Deniz was named head coach of the National Pro Fastpitch's Chicago Bandits for the 2018 season. She led the Bandits to the NFP Championship season in her first year.

Her 2004 Olympic gold medal team, meanwhile, was inducted into the U.S. Olympic hall of fame in July 2012, while Nuveman Deniz was inducted into the UCLA hall of fame in October 2012.

In the spring of 2010, Nuveman Deniz served as an assistant coach for the Women's National Team Selection Camp, at the Canadian Open Fast Pitch Women's International Championship and at the World Cup of Softball VI.

She was also named to the USA Softball Coaching Pool in 2014 and was an assistant coach at the USA Softball Junior Women's (19-Under) National Team (JWNT) Selection Camp in January 2015.

Nuveman Deniz helped SDSU to seven straight NCAA Regional bids from 2009-15 and a combined 353-237 (.598) record in her 11 seasons on The Mesa. Over her first nine seasons as an assistant and associate coach, the Aztecs improved their batting average from .275 in 2008 (the year before she arrived) to a school-record .356 mark in 2017, and also in runs per game (3.98 to 6.61), home runs per game (0.23 to 1.09 (0.92 in 2017)), slugging percentage (.348 to .516) and on-base percentage (.347 to .418).

In 2019, Shelby Thompson earned first-team all-Mountain West honors for a third straight season after batting .403 in league play and .336 overall. Two other players - Taylor Adams (.327) and Molly Sturdivant (.306) - also hit over .300 with Adams landing on the MW second team and Sturdivant on the all-NFCA West Region third team.

In 2018, Thompson picked up first-team all-MW accolades for a second straight season after batting .347 in league play with five homers, 15 RBIs, 20 runs and five stolen bases in 24 games.

In 2017, SDSU led the country with a .356 average, shattering their previous best of .310. In all, San Diego State set seven school records, including batting average, on-base percentage (.418), slugging percentage (.516), hits (497), RBIs (295), sacrifice flies (23) and runs (324, tied).

Jenavee Peres led the way in 2017 for San Diego State, easily breaking the previous school record batting average of a .429 batting average with her .454 and tied a SDSU best with five sac flies. She also ranked second in school single-season history in slugging percentage, RBIs and OPS percentage (1.332), third in runs and total bases, fourth in on-base percentage, tied for fourth in extra-base hits (29), fifth in hits and home runs, and tied for seventh in times hit by pitch (5). Peres was named a NFCA Second-Team All-American for her efforts, the first time San Diego State has ever had a player on the second team (Aztecs' previous three NFCA All-America selections were third-team picks). She was also a first-team all-NFCA West Region honoree, the Mountain West Player of the Year and a first-team all-MW selection.

Joining Peres on the all-conference first team in 2017 were Sydnee Cable (.371, 6 HR, 43 RBI, 23 R, 8 2B, 9 BB), Zaria Meshack (.415, 34 R, 61 H, .459 OBP, 7 SB), Sturdivant (.381, 8 HR, 45 RBI, 25 R, 14 2B, 30 BB, .664 SLG%, .482 OBP) and Thompson (.333, 7 HR, 31 RBI, 26 R, 5 2B, 2 3B, 20 BB, 6 SB, .556 SLG%, .434 OBP). Thompson was also the MW Freshman of the Year. Katie Byrd (.361, 3 HR, 35 RBI, 42 R, 16 2B, .519 SLG%, .428 OBP) made the second team as well.

Byrd, Meshack, Sturdivant and Taylor Stewart (.340, 2 HR, 14 RBI, 12 R, 7 2B, 19 BB, .462 SLG%, .430%) also earned second-team all-NFCA West Region accolades, while Cable was a third-team selection. SDSU's six all-region selections were a program record.

In 2016, San Diego State missed the NCAA tournament for the first time since 2007, despite posting a 30-22 record.

Samantha Camello led the way with a .359 average to go along with 13 doubles, two triples, two homers, 25 RBIs, 32 run, 12 walks, five stolen bases, a .486 slugging percentage and a .400 on-base percentage. For her efforts, she was chosen as a first-team all-MW selection and also became the first Aztec softball player ever to be named a CoSIDA Academic All-America pick after earning second-team honors. She was also a CoSIDA Academic All-District 8 first-team pick, posting a 3.98 cumulative GPA. Cable also earned second-team all-MW honors.

Peres, a catcher like Nuveman Deniz was during her playing career, also had a solid overall season, batting .451 with nine homers, 23 RBIs, 26 runs, four doubles and a triple, logging a .915 slugging percentage and a .535 on-base mark. However, Peres missed 25 games with a concussion, sprained ankle and a fractured fibula.

In 2015, San Diego State set seven school records, including batting average (.310), slugging percentage (.486), runs (324), home runs (63), RBIs (293), total bases (758) and hits (484).

SDSU had three offensive players named all-NFCA West Region, including Kayla Jordan (.414, 9 HR, 33 RBI, 63 R) and Peres (.347, 9 HR, 48 RBI) on the second team, and Lorena Bauer (.415, 19 HR, 67 RBI, 15 2B) on the third team.

Jordan (63 runs) and Bauer (67 RBIs) each set respective season records as well and were joined

by Peres as all-MW first-team picks. Bauer (.519, 13 HR, 37 RBI in league play) and Peres (.384, 5 HR, 26 RBI) were named the MW Player and Freshman of the Year, respectively.

In 2014, San Diego State set seven school records, including batting average (.301), on-base percentage (.397), runs (301), hits (467), RBIs (270), walks (226) and times hit by pitch (30). The Aztecs went onto to finish 40-19, winning their third straight MW championship at 16-8.

SDSU had three players named all-NFCA West Region, including Patrice Jackson (.338, 17 HR, 49 RBI) on the first team and Cable (.356, 1 HR, 32 RBI) on the third team. Jackson set three school records, including on-base percentage (.523), RBIs (49, tied) and walks (59), while Cable was hit by a pitch a program-best 14 times.

Jaylene Ignacio (.322, 5 HR, 17 RBI) and Jackson (.339, 5 HR, 16 RBI) also earned all-MW first-team honors (stats are for league games only) in the first year that the league had a first and second team, while Dominique Dinner (.391, 1 HR, 15 RBI) and Katie Mathis (.355, 0 HR, 10 RBI) each garnered second-team accolades.

In 2013, San Diego State batted .290 with 45 home runs, 67 doubles and 13 triples as the Aztecs finished with a 36-20 record and 13-5 Mountain West mark.

Nuveman Deniz helped Bauer (first team) and Jackson (second-team) earn Easton All-American honors. Bauer hit a team-high .401 with 13 homers and 49 RBIs, while Jackson hit .366 with a team-high 18 home runs and 48 RBIs.

Bauer (first team), Jackson (first team) and Kameron May (second team) (.305, 3 HR, 24 RBI) also earned all-NFCA West Region honors. Additionally, Jackson was named the MW Player of the Year and joined Bauer on the all-conference team.

In 2012, SDSU set five school records, including slugging percentage (.466), doubles (79), home runs (58), RBIs (237) and total bases (692).

Under Nuveman Deniz' tutelage, sophomore Hayley Miles was named a third-team NFCA All-American after shattering 11 single-season school records and setting five career records after just two seasons. Some of the records weren't even close, such as batting average (.429, previous best was .389), on-base percentage (.519, previous best was .467), slugging percentage (.909, previous best was .633), OPS percentage (1.428, previous best was 1.053), runs (62, previous best was 41), extra-base hits (42, previous best was 25), doubles (20, previous best was 14), home runs (20, previous best was 15), RBIs (49, previous best was 48), total bases (159, previous best was 102) and walks (34, previous best was 28).

Other offensive players who made the all-conference team were Justeen Maeva (.327, 7 HR, 42 RBI), Jordan (.324, 14 RBI, 12 SB) and Jackson (.311, 11 HR, 39 RBI).

In 2011, the Aztecs set six program records, including slugging percentage (.440), runs (266), doubles (74), home runs (42), RBIs (236) and total bases (630) (all which were eclipsed in 2012).

San Diego State, which hit .284 as a team, also put Maeva (.348, 7 HR, 39 RBI), Jessica Camello (.321) and Miles (.344, 5 HR, 29 RBI) on the all-conference team.

In 2010, SDSU hit .294 as a team, its highest average since the program's record setting year in 2007 (.296). The squad hit 25 home runs in 2010, one less than the team hit the two previous years combined.

Camello hit .387, the then third-highest average in school history, after batting .257 (2007) and .248 (2008) in her first two seasons on The Mesa. Meanwhile, senior Brittany Knudsen (.384, 34 R, 27 RBI) and Maeva (.362, 4 HR, 36 RBI) each were honored as NFCA All-Far West Region selections and all-Mountain West picks.

In her first season as the hitting coach in 2009, San Diego State had three .300 hitters, led by senior Erin Floras. Floras batted .357 with four home runs and 30 RBIs, despite missing 14 of the team's 53 games with an injury. Floras earned all-league recognition and was joined by senior Tonye McCorkle (.319) and Knudsen (.317, 13 2B).

Nuveman was hired at SDSU following her stint with the U.S. team at the 2008 Beijing Olympics. Nuveman has worked at a variety of camps and clinics, and is highlighted in the instructional video entitled, "The Fundamentals of Catching." In addition, Nuveman has worked color commentary for ESPN, CSTV (now CBS Sports) and FOX Sports.

Nuveman was a standout at UCLA, finishing her four-year career with four NCAA records - 90 home runs, .945 slugging percentage, 240 walks and 81 intentional walks. She was a four-time first-team NFCA All-American (1997, 1999, 2001-02) and a three-time Pac-10 Player of the Year (1999, 2001-02). Nuveman is also ranked first in school history in games played (264), total bases (653) and on-base percentage (.600).

Among the current all-time NCAA leaders, Nuveman ranks first in home runs (90), first in slugging percentage (.945), first in intentional walks (81), second in walks (240), fourth in batting average (.466), fourth in RBIs (299) and 24th in hits (322).

In 1999, Nuveman led the Bruins to a national championship, batting .446 during the season with 31 home runs and 91 RBIs. For her efforts in the national title run, Nuveman was named to the all-Women's College World Series team.

In addition to her on-field accomplishments, Nuveman also works with several organizations, including the Visalia Miracle League, the Women's Sports Foundation, and the Make-a-Wish Foundation. Nuveman graduated from UCLA in 2002 with a degree in sociology and public policy and later earned her master's in kinesiology from Texas Women's University in 2012.

Nuveman, 41, is married to Mark Deniz, and has a son, Chase, who turned 13 on June 6 and Dylan, who is six heading into the season.



MIA LONGFELLOW

ASSISTANT COACH | 11TH SEASON AT SAN DIEGO STATE | OREGON STATE, 2007

Mia Longfellow recently completed her 10th season as an assistant coach at San Diego State in 2019.

Longfellow primarily works with the infielders and assists with all aspects of recruiting. In addition, Longfellow is the travel coordinator and is the head person for alumni affairs.

She used to work with the outfielders.

In her 10 seasons as an assistant coach, the Aztecs have gone 320-217 (.596) and made the NCAA tournament six times.

In 2019, shortstop Shelby Thompson earned first-team all-Mountain West honors for a third straight season after batting .403 in league play and .336 overall. First baseman Taylor Adams (.327) also hit over .300 en route to earning second-team all-MW honors.

In 2018, Thompson earned first-team all-Mountain West honors for a second straight season after batting .347 in league play with five homers, 15 RBIs, 20 runs and five stolen bases in 24 games.

In 2017, SDSU led the country with a .356 average, shattering their previous best of .310. In all, San Diego State set seven school records, including batting average, on-base percentage (.418), slugging percentage (.516), hits (497), RBIs (295), sacrifice flies (23) and runs (324, tied).

Longfellow helped all four infielders earn all-MW accolades in 2017, and three make the all-NFCA West Region team. Sydnee Cable, Molly Sturdivant and Thompson, who was also the MW Freshman of the Year, were named the all-league first team, while Katie Byrd earned second-team all-MW accolades. Byrd and Sturdivant also earned second-team all-NFCA West Region accolades, while Cable was a third-team selection.

Byrd batted .361 with three home runs, 35 RBIs, 42 runs, 16 doubles, a .519 slugging percentage and a .428 on-base percentage. Thompson hit .333 with seven home runs, 31 RBIs, 26 runs, five doubles, two triples, 20 walks and six stolen bases, while posting a .556 slugging percentage and a .434 on-base percentage, and Cable batted .371 with six homers, 43 RBIs, 23 runs, eight doubles and nine walks.

In 2016, Longfellow helped coach shortstop Samantha Camello, who batted .359 to go along with 13 doubles, two triples, two homers, 25 RBIs, 32 runs, 12 walks, five stolen bases, a .486 slugging percentage and a .400 on-base percentage. For her efforts, she was chosen as a first-team all-MW selection and also became the first Aztec softball player ever to be named a CoSIDA Academic All-America pick after earning second-team honors. She was also a CoSIDA Academic All-District 8 first-team pick, posting a 3.98 cumulative GPA.

In 2015, Longfellow helped San Diego State set seven school records, including batting average (.310), slugging percentage (.486), runs (324), home runs (63), RBIs (293), total bases (758) and hits (484). The Aztecs went onto to finish 38-20, including an 18-6 mark in MW play, and making a NCAA Regional final for the third time in five seasons.

In 2014, Longfellow helped San Diego State set seven school records, including batting average (.301), on-base percentage (.397), runs (301), hits (467), RBIs (270), walks (226) and times hit by pitch (30). The Aztecs went onto to finish 40-19, winning their third straight MW championship at 16-8.

Longfellow helped Patrice Jackson earn first-team all-NFCA West Region honors after batting .338 with 17 home runs and 49 RBIs, while setting school records in on-base percentage (.523), RBIs (49,

tied) and walks (59). Jaylene Ignacio (.322, 5 HR, 17 RBI) and Jackson (.339, 5 HR, 16 RBI) also earned all-MW first-team honors (stats are for league games only) in the first year that the league had a first and second team, while Dominique Dinner (.391, 1 HR, 15 RBI) was a second-team selection. All three athletes played in the outfield (Dinner played in the outfield and at catcher).

In 2013, Longfellow helped SDSU finish 36-20, including a 13-5 mark in the Mountain West en route to the team's second straight league title.

Longfellow helped coach Jackson to numerous honors. Jackson, who batted .366 with a team-high 18 home runs and 48 RBIs, was a second-team Easton All-American, a first-team all-NFCA West Region selection, the MW Player of the Year and an all-league pick.

In 2012, Longfellow helped the Aztecs to a 32-24 record, including a 9-3 mark in the Mountain West en route to the league title.

Longfellow helped coach two outfielders to all-conference honors, including Kayla Jordan and Jackson. Jordan batted .324 with 14 RBIs and 12 stolen bases en route to being named the Mountain West Freshman of the Year, while Jackson hit .311 with 11 home runs and 39 RBIs.

In 2011, San Diego State was 34-21 before falling to eventual national champion Arizona State in the Tempe Regional final.

Longfellow helped two outfielders earn all-league accolades. Hayley Miles was named the MW Freshman of the Year after hitting .344 with five home runs and 29 RBIs. Jessica Camello joined Miles on the all-conference team after batting .321.

In her first season as an assistant coach in 2010, Longfellow helped the Aztecs to another NCAA tournament appearance after improving their record from 33-20 (.623) to 34-16 (.680).

Longfellow helped coach senior Brittany Knudsen earn NFCA All-Far West Region honors and all-MWC accolades last year after batting .384 with three home runs and 27 RBIs. Sophomore Felicia Reifschneider, meanwhile, hit .268 with 35 runs and 14 stolen bases.

Longfellow, who was hired on Aug. 19, 2009, was a four-time all-Pac-10 selection at Oregon State.

Longfellow came to The Mesa after spending 2009 as an assistant coach at UC Riverside, where she worked predominantly with the infielders. In her one season with the Highlanders, Longfellow helped UCR improve in winning percentage (both overall and in the Big West Conference), triples, sacrifice bunts and fielding percentage.

Prior to UC Riverside, Longfellow spent one season as an undergraduate assistant coach at Oregon State, where she shined as a player for four years from 2004-07. Longfellow led the Beavers to four consecutive NCAA appearances, including a berth in the 2006 Women's College World Series.

Longfellow, who played shortstop, third base and left field while at OSU, earned all-Pac-10 conference accolades all four seasons, including second-team honors each of her final three years. Over her four seasons at Oregon State, Longfellow broke five program records, including four career marks - at-bats (775), hits (242), singles (192) and stolen bases (57) - and one single-season mark - stolen bases (18 in 2005). Overall, Longfellow's name appears 26 times in the Beaver record book with single-game tying bests in hits (four), runs (four) and home runs (two).

Longfellow graduated from OSU in 2007 with a double major in education and human development family science. She also played professionally for the ProFastpitch X-Treme Tour (PFX).

Longfellow married Ryan Ferguson in December 2015 and the couple has two daughters, Jena, and, Ryleigh.

LORENA BAUER

VOLUNTEER COACH | 1ST SEASON AT SAN DIEGO STATE | SAN DIEGO STATE, 2015

Former San Diego State softball standout Lorena Bauer was named a volunteer assistant coach for the 2020 season, Aztec head coach Kathy Van Wyk announced on Sept. 3, 2019.

Bauer, a 2013 Easton All-American and the 2015 Mountain West Player of the Year, finished her career with a .351 average, 60 home runs, 200 RBIs, 101 runs, 51 doubles, three triples and 62 walks, while recording a .411 on-base percentage and a .737 slugging percentage.

Bauer owns five career records at SDSU, including home runs (60), RBIs (200), doubles (51), total bases (452) and extra-base hits (114). Additionally, she ranks second all-time at San Diego State in slugging percentage (.737), third in batting average (.351), fifth in hits (215), seventh in on-base percentage (.411), ninth in runs (101), 10th in at-bats (613) and tied for 10th in walks (62).

Bauer also appears 29 times in the Aztec single-season record books, including a school-record 67 RBIs as a senior in 2015. Bauer put together one of the best seasons in program history in 2015, when she batted .415 (73-for-176) with 19 home runs, 67 RBIs, 40 runs, 15 doubles, 23 walks, a .488 on-

base percentage and a .835 slugging percentage as SDSU finished runner-up at the the NCAA Los Angeles Regional.

Bauer was also a two-time NFCA All-West Region selection (2013 first team and 2015 third team), a two-time all-MW selection (2013 and 2015), five-time MW Player of the Week and a 2015 MW Spring All-Academic Team member.

Bauer is married with two daughters, Adeline, and Scarlett.

RETURNING PLAYERS



TAYLOR ADAMS

99

FIRST BASE | 5-9 | R/R | JUNIOR | 2L | MILL CREEK, WASH. | JACKSON HS

Solid, consistent hitter who can hit in the middle of the lineup ... Showed dramatic improvement from her freshman season ... Plays a good glove at first base.

SDSU Career Rankings: 7th in fielding percentage (.989)

HONORS

* 2019 All-Mountain West (Second Team)

2019 SEASON - SOPHOMORE

Showed dramatic improvement from her freshman season, earning second-team all-Mountain West honors ... Batted .327 (49-for-150) with a team-high tying four home runs, 24 RBIs, 18 runs, six doubles and five walks, posting a .447 slugging percentage and a .350 on-base mark ... Started 49 games and played in 50 of the team's 51 contests ... Was 2-for-2 in stolen base attempts ... Committed just five errors in 368 fielding chances for a .986 fielding percentage ... Led the Mountain West in both putouts (346) and fielding chances (368) ... Had 12 multi-hit games (tied for second on the team), four multi-RBI games and three multi-run games ... Led the team with five game-winning runs and eight game-winning plays (GW runs + GW RBIs) ... Had six go-ahead RBIs and four go-ahead runs ... In MW play, batted .346 (27-for-78) with four home runs, 15 RBIs, 10 runs, two doubles, three walks and two sacrifice bunts, while owning a .988 fielding percentage in 169 chances ... Had a nine-game hitting streak from March 15-31, the longest streak on the team for the season ... Was 2-for-4 with two RBIs, a run a double in the opener vs. Syracuse on Feb. 8 ... Had three RBIs vs. Cal Poly on Feb. 24 ... Was 2-for-3 with a homer, three RBIs and a run vs. New Mexico on March 16 ... Followed with a 2-for-2 outing vs. the Lobos on March 17, adding an RBI double, run and walk ... Hit a pair of home runs and drove in four runs at Boise State on March 22 ... Had back-to-back three-hit games at Nevada from April 6-7 ... Was 3-for-3 with a RBI, walk and run scored at No. 25 Colorado State on April 27.

2018 SEASON - FRESHMAN

Had a solid first season, starting all 51 games at first base ... Was one of only three Aztecs to start in

all 51 games (also Katie Byrd and Molly Sturdivant) ... Batted .268 (41-for-153) with a home run, 13 RBIs, 12 runs, five doubles, six walks and seven times hit by pitch, posting a .320 slugging percentage and a .321 on-base percentage ... Stole three bases in four attempts ... Committed just three errors in 361 chances, recording a .992 fielding percentage ... Her seven times hit by pitch were tied for the third most in SDSU single-season history ... Among the all-time SDSU freshmen, ranked first in putouts (352), second in times hit by pitch (7), third in fielding chances (361) and fourth in fielding percentage (.992) ... Ranked second in the Mountain West in putouts, fourth in chances and eighth in fielding percentage ... In 24 games during MW play, batted .250 (18-for-72) with a homer, seven RBIs, nine runs, one double, three walks and six times hit by pitch, recording a .306 slugging percentage and a .329 on-base percentage ... Posted a .989 fielding percentage with just two errors in 180 chances ... Had seven multi-hit games and one multi-run game ... Added four game-tying RBIs (tied for most on team) ... Recorded a season-long seven-game hitting streak from April 28-May 11 and reached base safely in 11 straight games from Feb. 8-22.

CLUB - WASHINGTON LADYHAWKS

Played her club ball with the Washington Ladyhawks under head coach Wayne Miller.

HIGH SCHOOL - JACKSON

Earned four letters at Henry M. Jackson High School in Mill Creek, Wash., under Kyle Peacocke ... Was a four-time first-team all-Wesco District selection (2014-17) and a Seattle Times all-area pick ... Also was a member of the 2015 All-USA Western Washington High School team ... Was a time-time captain and three-time MVP for the Wolves ... Helped lead Jackson HS to a Wesco District championship in both 2015 and 2016, and a Wesco South title in 2014 ... Also competed on the basketball team at Jackson HS.

PERSONAL

Taylor Nicole Adams was born Jan. 28, 1999, in Kirkland, Wash. ... Daughter of Lloyd and Karen Adams ... Is majoring in interdisciplinary studies.

Adams' Career Stats

| Year | Avg. | GP-GS | AB | R | H | 2B | 3B | HR | RBI | TB | SLG% | BB | HBP | SO | GDP | OB% | SF | SH | SB-ATT | PO | A | E | FLD% |
|--------------|-------------|----------------|------------|-----------|-----------|-----------|----------|----------|-----------|------------|-------------|-----------|----------|-----------|----------|-------------|----------|----------|------------|------------|-----------|----------|-------------|
| 2018 | .268 | 51-51 | 153 | 12 | 41 | 5 | 0 | 1 | 13 | 49 | .320 | 6 | 7 | 25 | 1 | .321 | 2 | 1 | 3-4 | 352 | 6 | 3 | .992 |
| 2019 | .327 | 50-49 | 150 | 18 | 49 | 6 | 0 | 4 | 24 | 67 | .447 | 5 | 1 | 16 | 0 | .350 | 1 | 3 | 2-2 | 346 | 17 | 5 | .986 |
| TOTAL | .297 | 101-100 | 303 | 30 | 90 | 11 | 0 | 5 | 37 | 116 | .383 | 11 | 8 | 41 | 1 | .335 | 3 | 4 | 5-6 | 698 | 23 | 8 | .989 |

Game Highs: Hits: 3 (six times); Doubles: 1 (11 times); Home Runs: 2 (at Boise State - March 22, 2019); Total Bases: 8 (at Boise State - March 22, 2019); RBIs: 4 (at Boise State - March 22, 2019); Runs: 2 (three times); Walks: 1 (11 times); Hit by Pitch: 1 (eight times); At-Bats: 8 (vs. UNLV - March 31, 2019); Stolen Bases: 1 (five times); Putouts: 17 (vs. UNLV - March 31, 2019); Assists: 3 (at San Diego - April 10, 2019).



MADDI AYERS

12

INFIELD | 5-6 | R/R | SOPHOMORE | 1L | SACRAMENTO, CALIF. | SHELDON HS

Patient hitter, who was in the starting lineup most of the season as a freshman in 2019 ... A versatile player, who can play both infield and outfield.

2019 SEASON - FRESHMAN

Played in 33 of the team's 51 games with 26 starts, the most by a freshman (No. 2 was 16) ... Started a team-high 15 times in right field, six times as the designated player and five times at second base ... Hit .263 (20-for-76) with four doubles, three runs, three RBIs and eight walks, posting a .333 on-base percentage and a .316 slugging mark ... Had just one error in 25 fielding chances (.960 fielding percentage) ... Hit .182 (6-for-33) with two doubles, an RBI, run, two doubles and three walks in Mountain West play ... Her .290 average in home games was the second-best mark on the team (Shelby Thompson, .354) ... Was 3-for-8 (.375) as a pinch hitter ... Had three multi-hit games ... Reached base safely in 10 straight games from Feb. 22-March 8,

which ended up being the second-longest streak on the team (Thompson, 11) ... Added a six-game hitting streak from March 1-8 ... Had her first hit and RBI vs. Charlotte on Feb. 9 ... Earned her first career start as the designated player at Grand Canyon on Feb. 10 ... Was 2-for-3 with a double, two walks and a run against UIC on March 1 ... Had three hits vs. Robert Morris on March 7 ... Had two hits, including a double, vs. UC Riverside on March 13 ... Singled and walked in consecutive games vs. New Mexico (March 16-17).

CLUB - ALL-AMERICAN SPORTS ACADEMY

Most recently played her club ball for the All-American Sports Academy under coach Brandi Macias in Brentwood, Calif.

HIGH SCHOOL - SHELDON

Was a four-year letter winner at Sheldon High School in Sacramento, Calif., where she played under

Mary Jo Truesdale ... Was a two-time first-team all-Delta League selection (2017-18) and a two-time second-team pick (2015-16) ... Helped the Huskies to three straight section titles (2015-17) and to three consecutive league championships (2016-18) ... According to MaxPreps, batted .313 (94-for-300) over her career with 10 home runs, 27 doubles, two triples and 74 runs, posting a .391 on-base percentage and a .516 slugging percentage ... A scholar-athlete all four seasons, winning the team's scholar-athlete award in 2015 and 2016.

PERSONAL

Maddison Cierra Rae Ayers was born Sept. 12, 2000, in Sacramento, Calif. ... Daughter of Shawn and Julia Ayers ... Picked the Aztecs over recruiting interest from Cal State Fullerton and UC Santa Barbara ... Is majoring in interdisciplinary studies

Ayers' Career Stats

| Year | Avg. | GP-GS | AB | R | H | 2B | 3B | HR | RBI | TB | SLG% | BB | HBP | SO | GDP | OB% | SF | SH | SB-ATT | PO | A | E | FLD% |
|--------------|-------------|--------------|-----------|----------|-----------|----------|----------|----------|----------|-----------|-------------|----------|----------|-----------|----------|-------------|----------|----------|------------|-----------|----------|----------|-------------|
| 2019 | .263 | 33-26 | 76 | 3 | 20 | 4 | 0 | 0 | 3 | 24 | .316 | 8 | 0 | 14 | 1 | .333 | 0 | 0 | 0-0 | 17 | 7 | 1 | .960 |
| TOTAL | .263 | 33-26 | 76 | 3 | 20 | 4 | 0 | 0 | 3 | 24 | .316 | 8 | 0 | 14 | 1 | .333 | 0 | 0 | 0-0 | 17 | 7 | 1 | .960 |

Game Highs: Hits: 3 (vs. Robert Morris - March 7, 2019); Doubles: 1 (four times); Total Bases: 3 (two times); RBIs: 1 (three times); Runs: 1 (three times); Walks: 2 (vs. UIC - March 1, 2019); At-Bats: 4 (three times); Putouts: 3 (two times); Assists: 2 (two times).



PAIGE BARTH

INFIELD | 5-5 | R/R | SOPHOMORE | SQ | NEWBURY PARK, CALIF. | NEWBURY PARK HS

Young hitter with a ton of potential ... Versatile athlete, who can play both in the infield and in the outfield.

HONORS

- * 2019 NFCA All-America Scholar-Athlete
- * 2019 Mountain West Scholar-Athlete

2019 SEASON - FRESHMAN

Played in 12 games in her first season with seven starts ... Started six times in right field and once at first base ... Was 1-for-18 (.056) with a double, two runs and a walk, sporting a .105 on-base percentage ... Was perfect in the field in nine chances (eight putouts and one assist) ... Was 0-for-1 in Mountain West play across two appearances ... Started the opener at right field against Syracuse on Feb. 8, recording a RBI and scoring a run ... Drew a walk and had two sacrifice bunts in a start vs. Charlotte on Feb. 9 ... Scored a run as a pinch runner vs. Cal Poly on Feb. 24 ... Had her first career hit - a double - vs. Weber State on March 3.

CLUB - FIRECRACKERS BRASHEAR

Played her club ball for Firecrackers Brashear in Newbury Park, Calif., under coach Sean Brashear ...

Helped the team win the 2018 Colorado Fireworks tournament and the 2016 PGF Platinum championship.

HIGH SCHOOL - NEWBURY PARK

Earned four letters at Newbury Park High School in Newbury Park, Calif., under coaches Laughn Barth and Mike Dugan ... Was a three-time first-team all-Marmonte League selection ... Was named the 2018 Marmonte League Defensive Player of the Year ... Was chosen as the team's defensive player of the year all four seasons and the team's offensive player of the year in 2017 ... Also a two-time all-Los Angeles first-team selection and a two-time all-Ventura County team pick ... Helped the Panthers to a 2018 Division 2 CIF championship ... Led NPHS to a 71-18-1 (.794) over the last three seasons ... Over her career, batted .371 (117-for-315) with six home runs, 24 doubles, five triples, 82 runs, 76 RBIs and 16 stolen bases, while owning a .449 on-base percentage and a .536 slugging percentage (all numbers according to MaxPreps).

PERSONAL

Paige Noelle Barth was born on Feb. 7, 2000, in Newbury Park, Calif. ... Daughter of Laughn and Anne Barth ... Also was recruited by Hawai'i and UC Santa Barbara ... Is majoring in kinesiology with an emphasis as a fitness specialist.

Barth's Career Stats

| Year | Avg. | GP-GS | AB | R | H | 2B | 3B | HR | RBI | TB | SLG% | BB | HBP | SO | GDP | OB% | SF | SH | SB-ATT | PO | A | E | FLD% |
|--------------|-------------|-------------|-----------|----------|----------|----------|----------|----------|----------|----------|-------------|----------|----------|----------|----------|-------------|----------|----------|------------|----------|----------|----------|--------------|
| 2019 | .056 | 12-7 | 18 | 2 | 1 | 1 | 0 | 0 | 1 | 2 | .111 | 1 | 0 | 2 | 0 | .105 | 0 | 2 | 0-0 | 8 | 1 | 0 | 1.000 |
| TOTAL | .056 | 12-7 | 18 | 2 | 1 | 1 | 0 | 0 | 1 | 2 | .111 | 1 | 0 | 2 | 0 | .105 | 0 | 2 | 0-0 | 8 | 1 | 0 | 1.000 |

Game Highs: Hits: 1 (vs. Weber State - March 3, 2019); Doubles: 1 (vs. Weber State - March 3, 2019); Total Bases: 2 (vs. Weber State - March 3, 2019); RBIs: 1 (vs. Syracuse - Feb. 8, 2019); Runs: 1 (two times); Walks: 1 (vs. Charlotte - Feb. 9, 2019); At-Bats: 4 (two times); Putouts: 6 (at Grand Canyon - Feb. 16, 2019); Assists: 1 (at Grand Canyon - Feb. 16, 2019).



JESSICA CORDOLA

INFIELD | 5-9 | R/R | SOPHOMORE | SQ | SANTA CLARITA, CALIF. | SAUGUS HS

Young athlete with a ton of potential ... Seems to get her hits in bunches ... Showed promise in 29 plate appearances as a freshman in 2019.

2019 SEASON - FRESHMAN

Played in 17 games with six starts in her first season at San Diego State ... The starts came as the designated player (5) and at third base (1) ... Was 5-for-28 (.179) with two doubles three RBIs and two runs, posting a .250 slugging percentage and a .207 on-base mark ... Had just one error in eight fielding chances for a .875 fielding percentage ... Was 0-for-4 in four pinch-hit opportunities in Mountain West play ... Was hit by a pitch and scored a run in her first appearance against Charlotte on Feb. 8 ... Had a big day in first career start vs. Cal Poly on Feb. 24, going 3-for-4 with two doubles, a RBI and a runs scored ... Other two hits came in another starts vs. Long Beach State on March 9 where she was 2-for-4 with two RBIs.

CLUB - EAST COBB BULLETS

Played club ball for East Cobb Bullets under Coach Bill Edwards, where she helped the team to a 13th-place national finish in the 2018 PGF 18U Premier Division.

HIGH SCHOOL - SAUGUS

Earned four letters at Saugus High School in Santa Clarita, Calif., under Coach Julie Watson Archer ... Was a two-time All-Foothill League Selection (2017-18) ... Also was selected All-Santa Clarita Valley (2017-18) ... Helped Saugus HS to a league title in 2016, and to the CIF DI playoffs in three of her four seasons ... Was named the team's 2018 MVP and offensive player of the year in 2017 ... Also received the SAMMY Award for athletic excellence at Saugus HS in 2018 ... Over her final two seasons at Saugus HS, hit .379 with 14 home runs, 52 RBIs and a .674 slugging percentage.

PERSONAL

Jessica Rose Cordola was born March 14, 2000, in Burbank, Calif. ... Daughter of James and Debbie Cordola ... Is majoring in communications with an emphasis in liberal arts.

Cordola's Career Stats

| Year | Avg. | GP-GS | AB | R | H | 2B | 3B | HR | RBI | TB | SLG% | BB | HBP | SO | GDP | OB% | SF | SH | SB-ATT | PO | A | E | FLD% |
|--------------|-------------|-------------|-----------|----------|----------|----------|----------|----------|----------|----------|-------------|----------|----------|----------|----------|-------------|----------|----------|------------|----------|----------|----------|-------------|
| 2019 | .179 | 17-6 | 28 | 2 | 5 | 2 | 0 | 0 | 3 | 7 | .250 | 0 | 1 | 7 | 0 | .207 | 0 | 0 | 0-0 | 2 | 5 | 1 | .875 |
| TOTAL | .179 | 17-6 | 28 | 2 | 5 | 2 | 0 | 0 | 3 | 7 | .250 | 0 | 1 | 7 | 0 | .207 | 0 | 0 | 0-0 | 2 | 5 | 1 | .875 |

Game Highs: Hits: 3 (vs. Cal Poly - Feb. 24, 2019); Doubles: 2 (vs. Cal Poly - Feb. 24, 2019); Total Bases: 5 (vs. Cal Poly - Feb. 24, 2019); RBIs: 2 (at Long Beach State - March 9, 2019); Runs: 1 (two times); Hit by Pitch: 1 (vs. Charlotte - Feb. 8, 2019); At-Bats: 4 (three times); Putouts: 2 (vs. Boston Univ. - March 8, 2019); Assists: 2 (vs. Robert Morris - March 7, 2019).

**MJ JAMES**

PITCHER | 6-0 | R/R | SOPHOMORE | 1L | SAN DIEGO, CALIF. | OHIO STATE

Joined the Aztecs in the summer of 2018 from Ohio State ... Tall, lanky pitcher who continues to work on her control.

HONORS

* 2019 Mountain West All-Academic Team

CLUB - OHANA TIGERS

Played her club ball under Dave Schultz, Shawn Quarries and Vince Arsaianian with the Ohana Tigers in Cerritos, Calif. ... Team won the 2014 ASA Nationals, and finished second in the 2014 PGF tournament and third in 2015.

HIGH SCHOOL - PATRICK HENRY

Was a four-year letterwinner at Patrick Henry High School under former Aztec assistant coach Steve Miner ... Was a three-time first-team all-Eastern League and CIF selection ... Was named the MVP of the Eastern League in 2014 ... Helped the Patriots to a CIF championship appearance in back-to-back years (2016-17) ... According to MaxPreps, over her career was 63-21 with a 2.20 ERA in 519 innings, starting 68 of her 72 appearances ... Struck out 477 against 142 walks.

PERSONAL

Madison Chase James was born Jan. 17, 1999, in San Diego ... Daughter of Darin and Stephanie James ... Mother, Stephanie, played volleyball at San Diego State ... Picked Ohio State out of high school over interest from UCLA and South Carolina ... Is majoring in liberal studies with a focus on elementary education.

2019 SEASON - FRESHMAN

Was 3-8 in her first season at SDSU with a 5.68 ERA in 90 innings ... Started 17 of the 28 games she pitched in, completing two of them ... Struck out 22 on the season ... In Mountain West play was 0-3 with a 6.18 ERA in 34 innings, pitching in 12 of the team's 24 games with five starts to her credit ... Struck out six and walked 11 ... Picked up the first win of her collegiate career against Charlotte on Feb. 8, allowing one run on seven hits and two walks over six innings ... Got another win vs. Middle Tennessee on Feb. 14, surrendering one run on four hits and a walk over 4 1/3 innings ... Picked up a complete game victory over Robert Morris on March 7, allowing one run on four hits and two walks ... Pitched four innings with no earned runs allowed (two runs overall) on four hits and a walk over 4 2/3 innings.

AT OHIO STATE (2018)

Redshirted her lone season at Ohio State ... Was a scholar-athlete.

James' Career Stats

| Year | ERA | W-L | APP | GS | CG | SHO | CBO | SV | IP | H | R | ER | BB | SO | 2B | 3B | HR | AB | B/Avg. | WP | HBP | SFA | SHA |
|--------------|-------------|------------|-----------|-----------|----------|----------|----------|----------|-------------|------------|-----------|-----------|-----------|-----------|-----------|----------|-----------|------------|-------------|-----------|-----------|----------|-----------|
| 2019 | 5.68 | 3-8 | 28 | 17 | 2 | 0 | 0 | 0 | 90.0 | 140 | 96 | 73 | 44 | 22 | 15 | 3 | 13 | 482 | .346 | 21 | 21 | 2 | 10 |
| TOTAL | 5.68 | 3-8 | 28 | 17 | 2 | 0 | 0 | 0 | 90.0 | 140 | 96 | 73 | 44 | 22 | 15 | 3 | 13 | 482 | .346 | 21 | 21 | 2 | 10 |

Game Highs: Innings pitched: 7.0 (vs. Robert Morris - March 7, 2019); Strikeouts: 3 (vs. Ohio - March 9, 2019); Putouts: 1 (four times); Assists: 6 (three times).

**HANNAH JOHNSON**

PITCHER | 5-6 | R/R | SOPHOMORE | RS | LA HABRA, CALIF. | CAL STATE FULLERTON

2019 SEASON - REDSHIRT

Redshirted her first season at SDSU after suffering a knee injury in the fall.

AT CAL STATE FULLERTON (2018)

Played one season at Cal State Fullerton ... Helped the Titans with a trip to the NCAA tournament ... Was 1-4 with a 9.69 ERA in 21 2/3 innings, striking out 12 with 13 walks ... Appeared in 13 games with five starts to her credit ... Picked up the first win of her career on Feb. 11 against Loyola Marymount, allowing three runs on four hits over 3 1/3 innings, striking out two against one walk ... Did not give up an earned run over her final four appearances of the season ... Did not play against San Diego State in either of the two games on the season.

CLUB - USA ATHLETICS

Played her club ball with USA Athletics under Mike and Rose Rogers ... Helped the team to a 2015 Arizona Premier 18U qualifier championship and a runner-up finish in 2016.

HIGH SCHOOL - LA HABRA

Played four years La Habra High School in La Habra, Calif. ... As a senior was first-team all-Orange County, second-team OC Register all-county, first-team all-Freeway League and the team's defensive player of the year ... As a junior was second-team all-Orange County, first-team all-league, second-team OC Sidelines, the Whittier Daily News All-Area and the team's defensive player of the year ... Also played volleyball with the Highlanders.

PERSONAL

Hannah Lorraine Johnson was born Dec. 11, 1998, in Fullerton, Calif. ... Daughter of Randy and Cynthia Johnson ... Picked Cal State Fullerton out of high school over interest from Arizona, Long Beach State, CSUN, UC Davis, Boise State and Cal State San Bernardino, among others ... Is majoring in interdisciplinary studies.

Johnson's Career Stats

| Year | ERA | W-L | APP | GS | CG | SHO | CBO | SV | IP | H | R | ER | BB | SO | 2B | 3B | HR | AB | B/Avg. | WP | HBP | SFA | SHA |
|--------------|-------------|------------|-----------|----------|----------|----------|----------|----------|-------------|-----------|-----------|-----------|-----------|-----------|----------|----------|----------|------------|-------------|----------|----------|----------|----------|
| *2018 | 9.69 | 1-4 | 13 | 5 | 0 | 0 | 0 | 0 | 21.2 | 42 | 34 | 30 | 13 | 12 | 2 | 0 | 9 | 102 | .412 | 4 | 2 | 1 | 2 |
| TOTAL | 9.69 | 1-4 | 13 | 5 | 0 | 0 | 0 | 0 | 21.2 | 42 | 34 | 30 | 13 | 12 | 2 | 0 | 9 | 102 | .412 | 4 | 2 | 1 | 2 |

Game Highs: Innings pitched: 4.2 (two times); Strikeouts: 4 (vs. Utah State - Feb. 9, 2018); Putouts: 1 (vs. Kentucky - Feb. 16, 2018); Assists: 2 (two times).



MARISSA MORENO

33

PITCHER | 5-11 | R/R | SENIOR | 3L | TORRANCE, CALIF. | TORRANCE HS

Hard-throwing pitcher, who pitched important innings as a freshman in 2017 ... Pitched even more in 2018, adding pitches to her repertoire ... Power pitcher who continues to improve.

SDSU Career Rankings (after the 2019 season): T-8th in saves (5), 10th in appearances (107), T-10th in games started (72)

HONORS

- * 2019 All-Mountain West (Second Team)
- * 2019 NFCA All-America Scholar-Athlete
- * Two-time Mountain West All-Academic Team (2017 & 2019)
- * Two-time Mountain West Pitcher of the Week (5/15/18 & 5/7/19)

2019 SEASON - JUNIOR

SDSU Single-Season Rankings (after the 2019 season): T-7th in saves (4)
NCAA Rankings: T-29th in saves (4)

Had another good season, being named all-Mountain West for the first time, landing on the second team ... Was 12-12 with a 3.01 ERA, four saves, four shutouts and 120 strikeouts in 151 1/3 innings ... Started 20 times and pitched in 38 of the team's 51 games overall, completing eight of them ... Limited the opposition to a .230 average ... Tied for first in the Mountain West in appearances (38) and saves (4), and was third in opposing batting average (.230), fourth in strikeouts (120) and innings pitched (151.1), tied for eighth in wins (12), ninth in ERA (3.01) and tied for 10th in games started (20) ... Was even better in Mountain West play, going 6-8 with a 2.80 ERA, three saves and two solo shutouts in 80 innings, striking out 62 and holding her opponents to a .217 average ... Pitched in 20 of the team's 24 conference games, starting 11 and competing four ... Went 4-3 with two saves and a 1.72 ERA in 40 2/3 innings over the team's final 10 games as her opponents hit just .205 against her ... Was 7-3 with a 2.02 ERA in home games ... Was 4-3 with a 2.01 ERA in 18 appearances off the bench ... Lefties only hit .202 against her ... Held the opposition to a .187 average with runners in scoring position and two outs, and just a .174 average with the bases loaded ... Tossed a complete game shutout against UC Santa Barbara on Feb. 16, striking out six with just four hits and two walks allowed ... Had a complete game shutout against Nebraska on Feb. 22, striking out seven with six hits and two walks given up ... Had a career-high 11 strikeouts in just five innings against New Mexico on March 15 ... Tossed a career-high 11 innings in relief against UNLV on March 31, yielding one unearned run on six hits and three walks, while striking out six ... Went 7 2/3 innings of relief at San Diego on April 10, giving up one unearned run on four hits and two walks, recording five strikeouts ... Had a complete game shutout vs. San Jose State on April 14 with just three hits and a walk allowed ... Was named the MW Pitcher of the Week for the second time of her career on May 7 for her play in a sweep over Fresno State from May 3-5, going 2-0 with a save and a 0.00 ERA in 10 1/3 innings, striking out 11 against three walks, and limiting a team that came into the weekend with a .310 average to just seven hits and a .179 average ... Best game was on May 3, when she tossed a complete shutout, allowing four hits and three walks, while striking out eight ... Finished the season with a complete game victory at Utah State on May 11, allowing one run on three walks, striking out four.

2018 SEASON - SOPHOMORE

SDSU Single-Season Rankings (after the 2018 season): 4th in games started (37), T-9th in appearances (42)

Had a solid season, despite not getting much run support ... Pitched in 42 of the team's 51 games, starting 37 times ... Was 6-16 with a 3.29 ERA in 155 1/3 innings, striking out 81 with 52 walks allowed, limiting her opponents to a .275 average ... Recorded six complete games and three shutouts ... Her 37 starts were the fourth most in SDSU single-season history, while her 42 appearances tied for ninth ... Led the MW in appearances (42) and games started (37), while ranking seventh in innings pitched (155.1) and ninth in strikeouts (81) ... Set career bests in most categories, including ERA (3.29), appearances (42), games started (37), complete games (6), shutouts (3), innings pitched (155.1) and opposing batting average (.275) ... Was 4-7 with a 2.54 ERA in 74 1/3 innings in home games and 4-5 with a 2.04 ERA in 75 1/3 innings in night games ... Opponents only hit .111 against her (2-for-18) with the bases loaded ... Shutouts came against Liberty (Feb. 22), Fresno State (April 20) and Utah State (May 10) ... Was named the MW Pitcher of the Week for the first time of her career on May 15 for her play against Utah State, going 2-0 with a 1.08 ERA in two appearances across 13 innings, striking out 12 batters against just three walks, while limiting the opposition to a .140 average.

2017 SEASON - FRESHMAN

NCAA Rankings: T-1st in hit batters (1)

Pitched in 27 of the team's 49 games, starting 15 times ... Was 12-6 with a save and a 3.57 ERA in 96 innings, striking out 49 against 24 walks, while limiting the opposition to a .298 average ... Only hit one batter on the season, which was tied for the fewest in the country (min. 70 IP) ... Was ranked eighth in the league with 12 wins ... In MW play was 6-3 with a save and a 4.40 ERA in 14 appearances and 10 starts, recording 30 strikeouts against 13 walks ... Tossed two complete games and limited the opposition to a .311 average ... Was especially solid against nationally ranked teams, going 1-1 with a 2.21 ERA in 12 2/3 innings, limiting her opponents to a .283 average ... Was 8-2 with a 3.14 ERA in day games and 8-2 with a 3.39 ERA in road games ... Was very good as a reliever, going 5-1 with a save and a 1.11 ERA over 31 2/3 innings, limiting her opponents to a .268 average ... Opponents only hit .143 (1-for-7) against her with the bases loaded ... Posted a career-long streak of 13 innings without allowing a run from Feb. 24-March 2 ... Had a pair of four-game win streaks ... Got the win vs. New Mexico State on Feb. 26, tossing 4 2/3 scoreless innings with four strikeouts, and just one hit and one walk allowed ... Picked up the win vs. Utah on Feb. 26, allowing six hits and two walks over 5 2/3 innings, striking out two ... Tossed 5 2/3 innings of scoreless relief vs. Detroit Mercy on March 7, allowing three hits and striking out a career-high six batters to get the win ... Also earned wins with five innings pitched apiece with no earned runs allowed in games against New Mexico on April 14 and in the first game of a doubleheader vs. UNLV on May 6.

HIGH SCHOOL - TORRANCE

Was a four-year letterwinner at Torrance High School in Torrance, Calif., under Coach Donald Glavich ... Was a Cal-Hi Sports second-team all-state pick in 2016 and first-team selection for medium schools ... Received a CIF First-Team selection in both 2015 and 2016 ... Was the 2015 and 2016 Daily Breeze All-Area Player of the Year ... Was the Pioneer League MVP in 2015 and 2016 ... Holds the Torrance High School career strikeout record with 526 and the single-season record with 264 ... Also is the school's record-holder in season victories (23) and career wins (40) ... Team was the 2015 CIF D4 Champions, as well as the 2016 CIF D4 runners-up and Pioneer League champions.

PERSONAL

Marissa Moreno was born Dec. 29, 1997, in Torrance, Calif. ... Daughter of Irene and Gilbert Moreno ... Was also recruited by the Hawaii, New Mexico State, Utah State, and Oregon State ... Is majoring in interdisciplinary studies.

Moreno's Career Stats

| Year | ERA | W-L | APP | GS | CG | SHO | CBO | SV | IP | H | R | ER | BB | SO | 2B | 3B | HR | AB | B/Avg. | WP | HBP | SFA | SHA |
|--------------|-------------|--------------|------------|-----------|-----------|----------|----------|----------|--------------|------------|------------|------------|------------|------------|-----------|-----------|-----------|-------------|-------------|-----------|-----------|----------|-----------|
| 2017 | 3.57 | 12-6 | 27 | 15 | 3 | 0 | 1 | 1 | 96.0 | 122 | 65 | 49 | 24 | 59 | 15 | 2 | 9 | 440 | .298 | 2 | 1 | 2 | 4 |
| 2018 | 3.29 | 6-16 | 42 | 37 | 6 | 3 | 0 | 0 | 155.1 | 170 | 92 | 73 | 52 | 81 | 22 | 7 | 13 | 694 | .275 | 7 | 7 | 2 | 14 |
| 2019 | 3.01 | 12-12 | 38 | 20 | 8 | 4 | 0 | 4 | 151.1 | 132 | 82 | 65 | 70 | 120 | 16 | 3 | 11 | 666 | .230 | 8 | 8 | 5 | 10 |
| TOTAL | 3.25 | 30-34 | 107 | 72 | 17 | 7 | 1 | 5 | 402.2 | 424 | 239 | 187 | 146 | 260 | 53 | 12 | 33 | 1800 | .265 | 17 | 16 | 9 | 28 |

Game Highs: Innings pitched: 11.0 (vs. UNLV - March 31, 2019); Strikeouts: 11 (vs. New Mexico - March 15, 2019); Putouts: 2 (two times); Assists: 4 (vs. Fresno State - March 18, 2017).



KELSEY MUNOZ

26

THIRD BASE | 5-10 | R/R | JUNIOR | 2L | CHULA VISTA, CALIF. | MATER DEI CATHOLIC HS

Excellent fielder, who rarely makes a mistake ... Good hitter, who can hit to all sides of the field ... Had a great arm.

HONORS

* Two-time Mountain West Spring All-Academic Team (2018-19)

2019 SEASON - SOPHOMORE

Was the lone Aztec to start all 51 games on the season, including 40 at third base, 10 at shortstop and once as the designated player ... Hit .291 (44-for-151) with four home runs, 26 RBIs, 14 runs, 11 doubles, 11 walks, a .444 slugging percentage and a .344 on-base percentage ... Led the team in doubles (tied), home runs (tied), RBIs and total bases (tied) ... Hit .275 (19-for-69) in Mountain West play with one home run, 13 RBIs, four runs and six doubles, posting a .406 slugging percentage and .333 on-base percentage ... Had 12 multi-hit games and six multi-RBI games ... Had a team-high five game-winning RBIs to go along with four go-ahead RBIs and one walk-off RBI ... Hit .294 against nationally ranked teams, .365 in games SDSU won, and .315 in day games ... Batted team highs of .354 with runners on base, .320 with runners on base and two outs and .313 with runners in scoring position with two outs ... Had a huge game against Charlotte on Feb. 8, going 3-for-4 with a career-high six RBIs, a home run, two doubles and a run ... Was 3-for-4 with a walk-off two-run homer vs. Northern Illinois on Feb. 15 ... Had three hits, an RBI and a run vs. Robert Morris on March 7 ... Had three hits, including two doubles, at San Diego on April 10.

2018 SEASON - FRESHMAN

Started in all 28 games she played in at third base as a freshman, missing the other 23 with a bro-

ken hand ... Batted .294 (25-for-85) with eight RBIs, six runs, three doubles, four walks and three times hit by a pitch, owning a .329 slugging percentage and a .348 on-base percentage ... Played in 21 of the 24 Mountain West games, batting .313 (20-for-64) with eight RBIs, four runs, two doubles, three walks and three times hit by pitch, posting a .344 slugging percentage and a .371 on-base mark ... Had seven multi-hit games, including a team season-high four hits vs. UNLV on April 8 ... Also had two multi-RBI games ... Finished with three go-ahead RBIs, two go-ahead runs and two game-winning runs ... Had a season-high three RBIs at Fresno State on April 20.

CLUB - FIRECRACKERS - BRASHEAR

Played her club ball for the Firecrackers - Brashear under head coach Sean Brashear.

HIGH SCHOOL - MATER DEI CATHOLIC

Earned four letters at nearby Mater Dei Catholic in Chula Vista, Calif. ... Played pitcher, shortstop and third base for the Crusaders ... Was a three-time second-team all-CIF selection and a three-time first-team all-league pick ... Was named the team's defensive player of the year ... According to MaxPreps, over the last two years batted .423 (63-for-149) with five home runs, 10 doubles, two triples, 36 RBIs, 42 runs and six stolen bases, while posting a .472 on-base percentage and .617 slugging percentage ... A two-time participant in the OnDeck National Elite Future Camp ... Also played four years of basketball at Mater Dei, helping the team to CIF championship in 2017 ... A four-year scholar athlete.

PERSONAL

Kelsey Angelique Munoz was born Feb. 9, 1999, in La Mesa, Calif. ... Daughter of Ambrosia Martinez ... Also plays for the Mexican National Team ... Was also recruited by Cal State Fullerton, Indiana, Michigan State and Buffalo ... Is majoring in sociology.

Munoz' Career Stats

| Year | Avg. | GP-GS | AB | R | H | 2B | 3B | HR | RBI | TB | SLG% | BB | HBP | SO | GDP | OB% | SF | SH | SB-ATT | PO | A | E | FLD% |
|--------------|-------------|--------------|------------|-----------|-----------|-----------|----------|----------|-----------|-----------|-------------|-----------|----------|-----------|----------|-------------|----------|----------|------------|-----------|------------|-----------|-------------|
| 2018 | .294 | 28-28 | 85 | 6 | 25 | 3 | 0 | 0 | 8 | 28 | .329 | 4 | 3 | 8 | 1 | .348 | 0 | 2 | 0-1 | 20 | 67 | 1 | .989 |
| 2019 | .291 | 51-51 | 151 | 14 | 44 | 11 | 0 | 4 | 26 | 67 | .444 | 11 | 1 | 13 | 1 | .344 | 0 | 4 | 1-2 | 58 | 107 | 9 | .948 |
| TOTAL | .292 | 79-79 | 236 | 20 | 69 | 14 | 0 | 4 | 34 | 95 | .403 | 15 | 4 | 21 | 2 | .345 | 0 | 6 | 1-3 | 78 | 174 | 10 | .962 |

Game Highs: Hits: 4 (at UNLV - April 8, 2018); Doubles: 2 (three times); Home Runs: 1 (four times); Total Bases: 8 (vs. Charlotte - Feb. 8, 2019); RBIs: 6 (vs. Charlotte - Feb. 8, 2019); Runs: 1 (20 times); Walks: 2 (two times); Hit by Pitch: 1 (four times); At-Bats: 6 (vs. UNLV - March 31, 2019); Putouts: 4 (vs. New Mexico - March 17, 2019); Assists: 6 (two times).



KRISTEN PARKER

4

OUTFIELD | 5-4 | R/R | SENIOR | 2L | MIRA MESA, CALIF. | MIRA MESA HS

Saw plenty of time in 2019 after mainly being used as a pinch runner her first two seasons ... A smart baserunner ... Can play all positions in the outfield ... Has a good arm.

2019 SEASON - JUNIOR

Had a breakout season after not recording a plate appearance over her first two seasons ... Played in 47 of the team's 51 games with 41 starts, including 39 in left field and two in right field ... Hit .261 (29-for-111) with nine RBIs, 11 runs, a double, eight walks, six stolen bases and three sacrifice bunts, posting a .311 on-base percentage ... Was 6-for-6 in stolen base attempts ... Had four errors in 66 fielding chances for a .939 fielding percentage ... Was even better in Mountain West play, batting .305 (18-for-59) (fourth on the team) with three RBIs, seven runs, five walks and a double, recording a .359 on-base percentage ... Was 3-for-3 in stolen base opportunities ... Led the team with a .318 average in night games ... Had five multi-hit games and three multi-RBI games ... Recorded two game-winning RBIs, two game-winning RBIs, two walk-off runs and two game-winning runs ... Had her first two career hits with a run in her first career start and plate appearance in the opener vs. Syracuse on Feb. 8 ... Had her first two RBIs the following game vs. Charlotte on Feb. 8 ... Was 2-for-3 with three RBIs and a run vs. UIC on March 1 ... Was 1-for-1 with a run and a walk at Boise State on March 23 ... Had a three-hit game vs. UNLV on March 29, going 3-for-3 ... Was 3-for-4 with a run and a stolen base at San Diego on April 10 ... Had her first career extra-base hit with a double at No. 25 Colorado State on April 28 ... Had two hits and scored a run vs. Fresno State on May 3.

2018 SEASON - SOPHOMORE

Played in three games as a pinch runner, scoring one run ... Appearances came against Fairfield on March 14, at New Mexico on May 5 and vs. Utah State on May 12 ... Scored a run at New Mexico.

2017 SEASON - FRESHMAN

Played in 24 of the team's 49 games as a pinch runner ... Scored 12 runs, tied for the 11th most on the team ... Scored seven runs in 11 games in Mountain West play ... Scored three go-ahead runs (tied for fifth on team), two game-winning runs (tied for third on team) and one game-tying run ... Logged her first appearance in the opener vs. South Dakota on Feb. 10 ... Scored her first run vs. No. 8/9 Washington on Feb. 16 ... Had runs in a career-long three straight appearances from March 17-24 and in back-to-back opportunities vs. UNLV (May 6) and at Nevada (May 11).

CLUB - OC BATBUSTERS

Played her club ball with the OC Batbusters in San Diego, Calif., under coaches Kanani and Matt Mauga.

HIGH SCHOOL - TORRANCE

Was a four-year letterwinner at Mira Mesa High School in San Diego, Calif. ... Was the Scholar-Athlete of the Year, Female Athlete of the Year and The United States Army Reserve National Scholar-Athlete award recipient at Mira Mesa HS ... Also was a four-year letterwinner in field hockey.

PERSONAL

Kristen Nicole Parker was born November 9, 1998 in San Diego, Calif. ... Daughter of Denise and Dwayne Parker ... Is majoring in business administration with a focus in general business.

Parker's Career Stats

| Year | Avg. | GP-GS | AB | R | H | 2B | 3B | HR | RBI | TB | SLG% | BB | HBP | SO | GDP | OB% | SF | SH | SB-ATT | PO | A | E | FLD% |
|--------------|-------------|--------------|------------|-----------|-----------|----------|----------|----------|----------|-----------|-------------|----------|----------|-----------|----------|-------------|----------|----------|------------|-----------|----------|----------|-------------|
| 2017 | .000 | 24-0 | 0 | 12 | 0 | 0 | 0 | 0 | 0 | 0 | .000 | 0 | 0 | 0 | 0 | .000 | 0 | 0 | 0-0 | 0 | 0 | 0 | .000 |
| 2018 | .000 | 3-0 | 0 | 1 | 0 | 0 | 0 | 0 | 0 | 0 | .000 | 0 | 0 | 0 | 0 | .000 | 0 | 0 | 0-0 | 0 | 0 | 0 | .000 |
| 2019 | .261 | 47-41 | 111 | 11 | 29 | 1 | 0 | 0 | 9 | 30 | .270 | 8 | 0 | 14 | 2 | .311 | 0 | 3 | 6-6 | 61 | 1 | 4 | .939 |
| TOTAL | .261 | 74-41 | 111 | 24 | 29 | 1 | 0 | 0 | 9 | 30 | .270 | 8 | 0 | 14 | 2 | .311 | 0 | 3 | 6-6 | 61 | 1 | 4 | .939 |

Game Highs: Hits: 3 (three times); Doubles: 1 (at Colorado State - April 28, 2019); Total Bases: 3 (three times); RBIs: 3 (vs. UIC - March 1, 2019); Runs: 1 (24 times); Walks: 1 (eight times); At-Bats: 6 (vs. UNLV - March 31, 2019); Stolen Bases: 1 (six times); Putouts: 4 (vs. Syracuse - Feb. 8, 2019); Assists: 1 (vs. UNLV - March 31, 2019).



SHELBY THOMPSON

20

SHORTSTOP | 5-6 | R/R | SENIOR | 3L | BENICIA, CALIF. | BENICIA HS

Slick fielding shortstop, who impressed the coaching staff as a freshman and played all 49 games as a true freshman ... Possesses great range with a good arm ... Good hitter with power ... Also a smart baserunner.

SDSU Career Rankings: 4th in times hit by pitch (13), 5th in fielding assists (355), 9th in slugging percentage (.489), 10th in OPS percentage (.889)

HONORS

- * 2018 Mountain West Defensive Player of the Year
- * 2017 Mountain West Freshman of the Year
- * Three-time All-Mountain West Team (2017-19 First Team)
- * Three-time Mountain West All-Academic Team (2017-19)

2019 SEASON - JUNIOR

SDSU Single-Season Rankings (after the 2019 season): T-9th in sacrifice flies (3)

Had another solid season, earning first-team Mountain West honors of a third consecutive season ... Started all 46 games she appeared in, missing the first five with an injury ... Hit .336 (45-for-134) with three home runs, 19 RBIs, 17 runs, nine doubles, 20 walks and three sacrifice flies, while owning a .470 slugging percentage and a .421 on-base percentage ... Led the team in average, walks, slugging percentage, on-base percentage and sacrifice flies ... Tied for fourth in the MW in sacrifice flies (3) and seventh in fielding assists (99) ... Was even better in Mountain West play, posting a .403 average with three home runs, eight RBIs, 13 runs, five doubles, nine walks, a .584 slugging percentage and a .472 on-base mark ... Led the team with a .354 home average (No. 2 was .290), a .475 average in the team's 25 wins, a .438 average against left-handed pitchers, a .417 mark when leading off an inning and a .355 average with runners in scoring position ... Had a team-leading 13 multi-hit games, six multi-RBI games and one multi-run game ... Led the team with eight go-ahead RBIs and 12 go-ahead plays (GA RBIs + GA runs) ... Ended the season on a 11-game reached base safely streak, the longest streak on the team for the season ... Was 2-for-3 with a double and two RBIs against No. 16/20 Oklahoma State on Feb. 22 ... Was 2-for-2 with two walks vs. Weber State on March 3 ... Was 3-for-3 with a two-run homer vs. New Mexico on March 16 ... Finished 3-for-3 with a double and a walk vs. UNLV on March 29 ... Was 3-for-3 with two RBIs and two runs at Nevada on April 6 ... Had three more hits the next day vs. the Wolf Pack ... Was 2-for-2 with a walk and a run vs. Fresno State on May 4.

2018 SEASON - SOPHOMORE

SDSU Single-Season Rankings (after the 2018 season): T-3rd in times hit by pitch (7)

Played in every game for the second straight season (51) and started 50 times at shortstop ... Picked up her play in Mountain West action, finishing as the MW Defensive Player of the Year and an all-MW first-team pick for a second straight season ... Overall, Thompson posted a .267 average (40-for-150) with six home runs, 19 RBIs, 27 runs, seven doubles, a triple, 12 walks, seven times hit by pitch and seven stolen bases, while recording a .447 slugging percentage, a .347 on-base percentage and a .944 fielding percentage ... Ranked second in the league with 127 fielding assists ... In conference play (which the MW awards and all-MW teams are decided), hit .347 (26-for-75) with five home runs, 15 RBIs, 20 runs, four doubles, a triple, nine walks and five stolen bases, while recording a .627 slugging percentage and .438 on-base mark, committing just three errors in 118 chances at shortstop, posting a .975 fielding percentage ... Closed her season with a remarkable 22 straight games reaching base safely, including a 12-game hitting streak ... Her seven times hit by a pitch ranked third in SDSU single-season history ... Had six multi-run games (1st on team), five multi-RBI games (T-1st on

team) and 11 multi-hit games (2nd on team) ... Also led the team with 10 go-ahead runs, while adding two game-winning runs (2nd on team), four game-winning RBIs (T-2nd on team), five go-ahead RBIs (3rd on team) and two tying runs (T-3rd on team) ... Hit a remarkable .412 (14-for-34) with three homers, six RBIs, seven runs, .794 slugging percentage and a .500 on-base mark over the team's final 10 games of the season ... Hit a grand slam against Nevada on April 13 and a walk-off solo homer against Colorado State on April 29 ... Had three hits, three RBIs and two runs vs. Utah State on May 11.

2017 SEASON - FRESHMAN

Had a tremendous first season at SDSU, being named the Mountain West Freshman of the Year and a first-team all-MW pick ... Batted .333 (45-for-135) with seven home runs, 31 RBIs, 26 runs, five doubles, two triples, 20 walks, four times hit by a pitch and six stolen bases, recording a .556 slugging percentage and a .434 on-base mark ... Committed just eight errors in 223 chances at shortstop for a .964 fielding percentage ... Was the only Aztec to start all 49 games and one of just three to play in all 49 contests ... Among the all-time freshmen at SDSU, ranked second in assists (131), third in home runs (7) and OPS percentage (.990), and fifth in slugging percentage (.556) ... Her 130 assists ranked second in the MW ... In league play, was even better, batting .391 (27-for-69) with six homers, 21 RBIs, 16 runs, four doubles, a triple, 10 walks, a hit by pitch and two stolen bases, recording a .739 slugging percentage and a .475 on-base percentage ... Had only three errors in 110 chances for a .973 fielding percentage ... Hit .400 (12-for-30) with four home runs, 12 RBIs and nine runs over the final 10 games of the season ... Also batted .400 (34-for-85) in home games, .370 (17-for-46) against teams that made the 2017 NCAA tournament and .364 (32-for-88) in day games ... Was 4-for-8 (.500) with a grand slam and 10 RBIs with the bases loaded ... Recorded 13 multi-hit games (5th on team), seven game-winning plays (T-3rd on team), six multi-RBI games (T-5th on team), five multi-run games, five game-winning runs (2nd on team), four game-tying plays (2nd on team), four go-ahead RBIs (5th on team), three go-ahead runs, two game-tying RBIs (T-1st on team), two game-tying runs (T-3rd on team) and two game-winning RBIs, and was one of two players with a walk-off run ... Had a season-long five-game hitting streak to close the season, while posting a 10-game streak of reaching base safely from Feb. 25-March 9 ... Was 3-for-3 with an RBI, run and stolen base vs. Longwood on March 11 ... Had three hits, falling a homer short of a cycle, with two RBIs against Fresno State on March 18 ... Had a big game vs. Utah State on April 30, going 2-for-3 with a grand slam, four RBIs, two runs and a walk ... Had three hits, three RBIs, a homer, double and a run at Nevada in the season finale on May 13.

CLUB - BATBUSTERS KG

Played her club ball for Batbusters KG in Concord, Calif., for coach Kiko Garcia ... Was in the Top Five in Platinum at the PGF.

HIGH SCHOOL - BENICIA

Was a four-year varsity player for Benicia High School in Benicia, Calif. under coaches Kristen Grubbs and Jeana Geras ... Was an athlete of the year finalist in 2015 and 2016 ... Received all-league honors for three years ... Was an SCAC MVP All-State softball nominee for Cal-HS Sports ... Team was the San Joaquin Section Champions in 2014 and 2015, as well as the League Champions 2013-2015.

PERSONAL

Shelby Suzanne Thompson was born December 16, 1997 in Missouri ... Daughter of April Cerna ... Is majoring in interdisciplinary studies.

tributed three tying runs (T-1st on SDSU), four go-ahead runs (3rd on team) and two game-winning scores (T-3rd on team) ... Led SDSU with a .311 average (14-for-45) at home ... Also hit .300 (15-for-50) when leading off an inning ... Tied an Aztec single-game record with three stolen bases against Nevada on April 13.

2017 SEASON - FRESHMAN

Had a solid season, that was cut short late in the season ... Batted .305 (40-for-131) with seven RBIs, 25 runs, two doubles, a triple, seven walks, two times hit by pitch, while stealing 11 of 15 attempts ... Posted a .350 on-base percentage and was perfect in the field in 60 chances ... Started the first 38 games of the season, all in center field ... Her 11 stolen bases ranked in a tie for ninth in the league ... Hit .250 (11-for-44) in Mountain West games with three RBIs, eight runs, a double, triple and two stolen bases ... Was 6-for-18 (.333) against nationally ranked teams ... Also led the team with a .500 average (3-for-6) and the team's lone extra-base hit against 2016 Women's College World Series teams ... Hit .343 (23-for-67) with runners on base, .327 (17-for-52) in night games and .326 (14-for-43) with runners in scoring position ... Had eight multi-hit games, four multi-run games and five go-ahead runs (4th on team) ... Had an 11-game hitting streak from Feb. 11-March 2 and a 12-game streak of reaching base safely from Feb. 11-March 2 ... Was 3-for-4 with a run and two stolen bases in the opener vs. South Dakota on Feb. 10 and in the nightcap vs. No. 8/8 UCLA was 2-for-3 with a double ... Was 3-for-5 with a RBI and two runs vs. Weber State on Feb. 12 ... Had two hits and three runs scored vs. Oklahoma State on Feb. 24.

2016 SEASON - REDSHIRT

Had her promising season cut short early after tearing an ACL ... Started five times and played in 10

games before the injury ... Batted .250 (3-for-12) with an RBI, three runs, a walk and a stolen base, slugging .250 with a .308 on-base percentage ... Did not commit an error in seven fielding chances ... Had one multi-hit game, two go-ahead runs and one game-winning score ... Stole her first base at Cal State Fullerton on Feb. 12 ... Scored a run on consecutive games vs. UTSA and Weber State on Feb. 13 ... Earned her first career start vs. UTSA on Feb. 14 ... Recorded her first hits and RBI in her second start against Texas Tech on Feb. 19 ... Singled and scored a run vs. No. 22/25 California on Feb. 20 ... Injured her knee against Oklahoma State on Feb. 25 and missed the rest of the season (41 games).

CLUB - COURAGE/ARSENAL

Played her club ball at California Courage/Arsenal under coach Linny Smith.

HIGH SCHOOL - ELEANOR ROOSEVELT HS

Was a four-year letterwinner at Eleanor Roosevelt High School in Eastvale, Calif. ... Was a second-team all-league selection for the Mustangs under coach Ron Smith ... Also was an all-Inland honoree by Riverside Press Enterprise ... With two years logged on MaxPreps (2011 and 2013), batted .325 (55-for-169) with 15 RBIs, 36 runs and 26 stolen bases ... Also played volleyball for ERHS.

PERSONAL

Kiera Lynn Wright was born July 27, 1996, in Riverside, Calif. ... Daughter of Cyndi Williams ... Is majoring in sociology ... Has aspirations of starting her own non-profit organization.

Wright's Career Stats

| Year | Avg. | GP-GS | AB | R | H | 2B | 3B | HR | RBI | TB | SLG% | BB | HBP | SO | GDP | OB% | SF | SH | SB-ATT | PO | A | E | FLD% |
|--------------|-------------|----------------|------------|-----------|------------|----------|----------|----------|-----------|------------|-------------|-----------|----------|-----------|----------|-------------|----------|----------|--------------|------------|----------|----------|-------------|
| 2016 | .250 | 10-5 | 12 | 3 | 3 | 0 | 0 | 0 | 1 | 3 | .250 | 1 | 0 | 1 | 0 | .308 | 0 | 1 | 1-2 | 7 | 0 | 0 | 1.000 |
| 2017 | .305 | 38-38 | 131 | 25 | 40 | 2 | 1 | 0 | 7 | 44 | .336 | 7 | 2 | 11 | 0 | .350 | 0 | 2 | 11-15 | 56 | 4 | 0 | 1.000 |
| 2018 | .240 | 43-35 | 121 | 21 | 29 | 1 | 0 | 0 | 6 | 30 | .248 | 13 | 2 | 18 | 0 | .324 | 0 | 1 | 11-13 | 52 | 3 | 1 | .982 |
| 2019 | .256 | 50-50 | 164 | 27 | 42 | 1 | 1 | 0 | 8 | 45 | .274 | 15 | 0 | 26 | 0 | .318 | 0 | 2 | 19-21 | 68 | 2 | 3 | .959 |
| TOTAL | .266 | 141-128 | 428 | 76 | 114 | 4 | 2 | 0 | 22 | 122 | .285 | 36 | 4 | 56 | 0 | .329 | 0 | 6 | 42-51 | 183 | 9 | 4 | .980 |

Game Highs: Hits: 3 (six times); Doubles: 1 (four times); Triples: 1 (two times); Total Bases: 6 (vs. Northern Illinois - Feb. 15, 2019); RBIs: 2 (two times); Runs: 3 (five times); Walks: 2 (two times); Hit by Pitch: 1 (four times); At-Bats: 8 (vs. UNLV - March 31, 2019); Stolen Bases: 3 (two times); Putouts: 5 (vs. UNLV - March 31, 2019); Assists: 1 (nine times).

NEWCOMERS



MAGGIE BALINT

PITCHER | 5-8 | R/R | JUNIOR | TR | WEST GROVE, PA. | OREGON

HONORS

- * 2017 NFCA All-Pacific Region (First Team)
- * 2017 NFCA National Freshman of the Year Finalist
- * 2017 USA Softball Player of the Year Finalist
- * 2017 All-Pac-12 (First Team)
- * 2017 Pac-12 All-Freshman Team

* 2017 NCAA All-Eugene Regional Team

* Pac-12 Pitcher of the Week (April 4)

AT UNIV. OF OREGON (2017-18)

Was a remarkable 28-4 in the circle over her two years at Oregon with a 1.51 ERA ... Struck out 214 against five walks in 185 2/3 innings, while finishing with 13 complete games, five shutouts and three saves, limiting the opponents to a .189 average ... In 2018 as a sophomore, where she entered the season on the USA Softball Player of the Year watch list, she overcame injuries to go 7-1 with a 2.11 ERA in 18 games (10 starts), striking out 62 and walking just 16 in 59 2/3 innings ... The Ducks finished 53-10 on the season, falling to eventual national champion Florida State in the Women's College World Series ... As a freshman in 2017, helped Oregon reach the semifinals of the WCWS and finish with a 54-8 record ... Was 21-3 with a 1.22 ERA and three saves in 126 innings, striking out 152 batters and holding her opponents to a .174 average ... In addition to her first-team all-region and all-Pac-12 honors, and being a finalist for the NFCA National Freshman of the Year award, she was one of 34 finalists (and the only freshman) for the USA Softball Player of the Year award ... Was also on the Pac-12 All-Freshman team and earned a spot on the NCAA All-Eugene Regional team, while earning Pac-12 Pitcher-of-the-Week accolades on April 4, going 3-0 with a 0.00 ERA and 17 strikeouts in four appearances.

CLUB - CHAOS GOLD

Pitched for the Chaos Gold club team.

HIGH SCHOOL - AVON GROVE

Went to Oregon as the No. 4 recruit in the nation by FloSoftball.com out of Avon Grove High School in West Grove, Pa. ... A three-time Pennsylvania Gatorade Player of the Year, Balint struck out 1,322 batters for her career, the second most in Pennsylvania history ... As a senior, she was 24-4 with a 0.50 ERA, one perfect game and five no-hitters, recording 371 strikeouts in 195 innings ... As a junior, was 19-4 with a 0.35 ERA with 294 strikeouts in 156 2/3 innings, while hitting .493 with three homers at the plate ... Named first team 4A all-state and co-player of the year after her junior season ... Was a four-time all-league pick ... Recorded a perfect game while striking out 19 of 21 batters in the opening round of the 4A state playoffs her sophomore year.


PERSONAL

Margaret Balint was born Sept. 16, 1997, in Newark, Del. ... Picked Oregon out of high school over California, Texas A&M, Louisiana-Lafayette and Delaware ... Is majoring in interdisciplinary studies.

Balint's Career Stats

| Year | ERA | W-L | APP | GS | CG | SHO | CBO | SV | IP | H | R | ER | BB | SO | 2B | 3B | HR | AB | B/Avg. | WP | HBP | SFA | SHA |
|--------------|-------------|-------------|-----------|-----------|-----------|----------|----------|----------|--------------|------------|-----------|-----------|-----------|------------|-----------|----------|-----------|------------|-------------|----------|-----------|----------|----------|
| *2017 | 1.22 | 21-3 | 31 | 17 | 9 | 4 | 5 | 3 | 126.0 | 80 | 32 | 22 | 37 | 152 | 12 | 1 | 7 | 460 | .174 | 4 | 6 | 2 | 4 |
| *2018 | 2.11 | 7-1 | 18 | 10 | 4 | 1 | 1 | 0 | 59.2 | 49 | 22 | 18 | 16 | 62 | 6 | 0 | 6 | 223 | .220 | 3 | 5 | 1 | 3 |
| TOTAL | 1.51 | 28-4 | 49 | 27 | 13 | 5 | 6 | 3 | 185.2 | 129 | 54 | 40 | 53 | 214 | 18 | 1 | 13 | 683 | .189 | 7 | 11 | 3 | 7 |

Game Highs: Innings pitched: 8.1 (at UCLA - April 8, 2017); Strikeouts: 11 (vs. Seattle - Feb. 11, 2017); Assists: 4 (vs. Butler - March 4, 2017).



JILLIAN CELIS

10

INFIELD | 5-7 | L/R | FRESHMAN | HS | CORONA, CALIF. | CORONA HS

CLUB - SO CAL A'S-TURNER


Most recently played her club ball with So Cal Athletics-Turner. Prior to joining So Cal A's-Turner, was with Firecracker Manny where she helped her 2015 squad to a runner-up finish at the USSSA Western Regional Championship.

PERSONAL

Jillian Isabella Celis was born Oct. 17, 2001, in Orange, Calif. ... Daughter of Juan Celis and Norma Fernandez ... Is undecided on a major.

HIGH SCHOOL - CORONA

Was a four-year letter winner at Corona High School in Corona, Calif. ... Racked up numerous awards including all-league, team MVP and a scholar-athlete ... Was a presidential scholar ... Also won the board of education award.



SUMMER HARGETT

00

UTILITY | 5-9 | R/R | SOPHOMORE | TR | SAN DIEGO, CALIF. | NORTHWESTERN

AT NORTHWESTERN UNIV. (2018)

Spent the 2018 season at Northwestern Univ., where she appeared in 17 games with three starts, helping the Wildcats to the NCAA Georgia Regional ... Batted .100 (2-for-20) with two RBIs, two runs, three walks, a sacrifice fly and a .208 on-base percentage.

PERSONAL

Summer Sky Hargett was born Jan. 24, 1999, in San Diego ... Daughter of Chris and Heather Hargett ... Is majoring in social science.

CLUB - POWER SURGE GOLD

Helped the 2016 Power Surge Gold team to a 2016 national championship.

HIGH SCHOOL - POINT LOMA

Was the team MVP and all-Western League first-team selection at nearby Point Loma High School ... Also ran cross country and competed in the pole vault all four years at PLHS ... Was a scholar-athlete.

Hargett's Career Stats

| Year | Avg. | GP-GS | AB | R | H | 2B | 3B | HR | RBI | TB | SLG% | BB | HBP | SO | GDP | OB% | SF | SH | SB-ATT | PO | A | E | FLD% |
|--------------|-------------|-------------|-----------|----------|----------|----------|----------|----------|----------|----------|-------------|----------|----------|----------|----------|-------------|----------|----------|------------|----------|----------|----------|-------------|
| *2018 | .100 | 17-3 | 20 | 2 | 2 | 0 | 0 | 0 | 2 | 2 | .100 | 3 | 0 | 9 | 0 | .208 | 1 | 0 | 0-0 | 0 | 0 | 0 | .000 |
| TOTAL | .100 | 17-3 | 20 | 2 | 2 | 0 | 0 | 0 | 2 | 2 | .100 | 3 | 0 | 9 | 0 | .208 | 1 | 0 | 0-0 | 0 | 0 | 0 | .000 |

Game Highs: Hits: 1 (two times); Total Bases: 1 (two times); RBIs: 1 (two times); Runs: 2 (vs. St. John's - Feb. 25, 2018); Walks: 1 (three times).



MAKAYLA JORDAN

1

OUTFIELD | 5-5 | R/R | FRESHMAN | HS | MURRIETA, CALIF. | VISTA MURRIETA HS

CLUB - ATHLETICS MERCADO


Played her club ball with Athletics Mercado, which made back-to-back Premier Girls Fastpitch (PGF) championship games in 2017 and 2018, as well as a PGF championship in 2014.

PERSONAL

Makayla Marie Jordan was born Jan. 4, 2001, in Chula Vista, Calif. ... Daughter of Sean and Tina Jordan ... Is majoring in business administration with a focus in management.

HIGH SCHOOL - VISTA MURRIETA

Was a four-year letter winner at Vista Murrieta High School in Murrieta, Calif. ... Was an all-league selection ... Helped the Broncos win the 2017 Southwest League title ... Also a scholar-athlete.



SADIE LANGLET

31

CATCHER | 5-10 | R/R | FRESHMAN | HS | ROSEVILLE, CALIF. | ROSEVILLE HS

CLUB - CALIFORNIA BREEZE

Played her club ball with fellow Aztec Karina Faasisila and the California Breeze.


HIGH SCHOOL - ROSEVILLE

Was a four-year letter winner at Roseville High School in Roseville, Calif. ... Helped the Tigers to the 2016 Capital Conference title and three straight runner-up finishes ... Was a three-time all-league selection, earning MVP honors as a junior ... According to MaxPreps, batted .411 (102-for-248) with 15 home runs, 68 RBIs, 31 runs and 19 doubles, owning a .478

on-base percentage and a .669 slugging percentage ... A four-year scholar-athlete, who was team captain last year as a senior.

PERSONAL

Sadie Langlet was born May 24, 2001, in Lake Arrowhead, Calif. ... Daughter of Chuck and Wendy Langlet ... Was also recruited by Utah, Cal State Fullerton, Boise State, UNLV, Utah State, CSUN and Portland State ... Is majoring in history.



SARA LILLIE

7

CATCHER | 5-7 | R/R | SOPHOMORE | TR | MURRIETA, CALIF. | OREGON STATE

HONORS

* 2019 Pac-12 All-Academic (Honorable Mention)

AT OREGON STATE (2018-19)

Joins the Aztecs after spending two seasons at Oregon State, which made the NCAA tournament each of the two years she was there ... Was perfect in the field in 53 chances and was 9-for-45 (.200) at the plate with six RBIs ... Was off to a good start in 2019 for the Beavers, going 2-for-6 (.333) with a start in five appearances before an injury sidelined her for the rest of the season ... Started in 10 games as a freshman in 2018, including nine times as a catcher and once as a designated player ... Batted .179 with five RBIs in 25 games overall.

CLUB - SO CAL A'S

Played her club ball with the So Cal A's.

HIGH SCHOOL - VISTA MURRIETA

Prepped at Vista Murrieta High School in Murrieta, Calif. ... Was at three-time first-team all-league selection (2015-17) and first-team all-CIF as a senior in 2017 ... Helped VMHS to a league title ... Also earned all-academic honors ... Also helped volleyball team to a state title.

PERSONAL

Sara Ann Lillie was born April 14, 1999, in Murrieta, Calif. ... Daughter of Greg and Sue Lillie ... Is majoring in interdisciplinary studies.

Lillie's Career Stats

| Year | Avg. | GP-GS | AB | R | H | 2B | 3B | HR | RBI | TB | SLG% | BB | HBP | SO | GDP | OB% | SF | SH | SB-ATT | PO | A | E | FLD% |
|--------------|-------------|--------------|-----------|----------|----------|----------|----------|----------|----------|----------|-------------|----------|----------|-----------|----------|-------------|----------|----------|------------|-----------|----------|----------|--------------|
| *2018 | .179 | 25-10 | 39 | 2 | 7 | 0 | 0 | 0 | 5 | 7 | .179 | 6 | 1 | 11 | 0 | .304 | 0 | 0 | 0-0 | 51 | 2 | 0 | 1.000 |
| *2019 | .333 | 5-1 | 6 | 0 | 2 | 0 | 0 | 0 | 1 | 2 | .333 | 1 | 0 | 2 | 0 | .429 | 0 | 0 | 0-0 | 0 | 0 | 0 | .000 |
| TOTAL | .200 | 30-11 | 45 | 2 | 9 | 0 | 0 | 0 | 6 | 9 | .200 | 7 | 1 | 13 | 0 | .321 | 0 | 0 | 0-0 | 51 | 2 | 0 | 1.000 |

Game Highs: Hits: 2 (vs. Seattle - March 9, 2018); Total Bases: 2 (vs. Seattle - March 9, 2019); RBIs: 2 (vs. Oregon - March 30, 2018); Runs: 1 (two times); Walks: 2 (vs. California - March 18, 2018); Hit by Pitch: 1 at UCLA (March 26, 2018); Putouts: 11 (vs. Arizona State - April 8, 2018); Assists: 1 (vs. Arizona - April 8, 2018).



ALEXA SCHULTZ

11

OUTFIELD | 5-5 | R/R | JUNIOR | TR | LOS ALAMITOS, CALIF. | OKLAHOMA

HONORS

* 2019 Academic All-Big 12 (First Team)

AT OKLAHOMA UNIV. (2018-19)

Spent 2018 and 2019 at Oklahoma, helping the Sooners to back-to-back Women's College World Series appearances ... Played in 60 games over her career at Oklahoma, starting once ... Was 2-for-22 with seven runs, a home run, three RBIs, four walks, two times hit by pitch, a stolen base and a .286 on-base percentage. ... Played in 19 games in 2019 with two runs, two RBIs and a .300 on-base mark en route to being named first-team Academic All-Big 12. ... In 2018, appeared in 41 games with one start, recording a solo home run with three walks and a .278 on-base percentage.

CLUB - OHANA TIGERS

Played her club ball for the Ohana Tigers under coach David Schultz

HIGH SCHOOL - LOS ALAMITOS

Earned four letters at Los Alamitos High School ... Led the Griffins to a CIF-Southern Section title in 2017 and a national title as determined by MaxPreps ... Team won back-to-back league titles in 2015 and 2016 ... Was a first-team all-Sunset League selection in 2016 and a second-team pick in 2015.


PERSONAL

Alexa Lynn Schultz was born April 7, 1999, in West Covina, Calif. ... Daughter of David and Dina Schultz ... Picked Oklahoma out of high school over Oregon, Tennessee and Cal State Fullerton ... Is majoring in social science.

Schultz's Career Stats

| Year | Avg. | GP-GS | AB | R | H | 2B | 3B | HR | RBI | TB | SLG% | BB | HBP | SO | GDP | OB% | SF | SH | SB-ATT | PO | A | E | FLD% |
|--------------|-------------|-------------|-----------|----------|----------|----------|----------|----------|----------|----------|-------------|----------|----------|----------|----------|-------------|----------|----------|------------|----------|----------|----------|--------------|
| *2018 | .071 | 41-1 | 14 | 5 | 1 | 0 | 0 | 1 | 1 | 4 | .286 | 3 | 1 | 6 | 0 | .278 | 0 | 0 | 1-1 | 6 | 0 | 0 | 1.000 |
| *2019 | .125 | 19-0 | 8 | 2 | 1 | 0 | 0 | 0 | 2 | 1 | .125 | 1 | 1 | 1 | 0 | .300 | 0 | 0 | 0-0 | 0 | 4 | 0 | 1.000 |
| TOTAL | .091 | 60-1 | 22 | 7 | 2 | 0 | 0 | 1 | 3 | 5 | .227 | 4 | 2 | 7 | 0 | .286 | 0 | 0 | 1-1 | 6 | 4 | 0 | 1.000 |

Game Highs: Hits: 1 (two times); Home Runs: 1 (at Oregon State - April 21, 2018); Total Bases: 4 (at Oregon State - April 21, 2018); RBIs: 1 (three times); Runs: 1 (seven times); Walks: 1 (four times); Hit by Pitch: 1 (two times); Stolen Bases: 1 (vs. Montana - Feb. 10, 2018); Putouts: 1 (six times); Assists: 1 (four times).



RILEY THIES

16

UTILITY | 5-5 | L/R | JUNIOR | TR | LAGUNA HILLS, CALIF. | TOWSON

HONORS

* 2018 ALL-NISC All-Region Team

AT TOWSON UNIV. (2018-19)

Played two years at Towson Univ. ... Played in 90 games over her two years with 88 starts ... Batted .302 (74-for-245) with 23 RBIs, 61 runs, seven doubles, a triple and 41 walks, while owning a .398 on-base percentage and a .339 slugging mark ... Hit .315 (46-for-146) as a sophomore in 2019, starting 47 games and playing in 49 games ... Also had 13 RBIs, 31 runs, four doubles, a triple, a .402 on-base percentage and a .356 slugging percentage ... Batted .283 (28-for-99) as a freshman in 41 games (all starts), adding 10 RBIs, 30 runs, three doubles, a .392 on-base percentage and a .313 slugging percentage ... Helped Towson set a program record with 42 wins in 2018 and make its first postseason appearance in program history.

HIGH SCHOOL - LAGUNA HILLS

Was a four-time first-team all-league selection at Laguna Hills High School ... Also was first-team all-county as a senior in 2017 ... Was named the team's MVP in 2017 and defensive MVP in 2016.

PERSONAL

Riley Thies was born Nov. 28, 1998, in Fountain Valley, Calif. ... Daughter of Jeff and Laura Thies ... Is majoring in communications with an emphasis in liberal arts.

Thies' Career Stats

| Year | Avg. | GP-GS | AB | R | H | 2B | 3B | HR | RBI | TB | SLG% | BB | HBP | SO | GDP | OB% | SF | SH | SB-ATT | PO | A | E | FLD% |
|--------------|-------------|--------------|------------|-----------|-----------|----------|----------|----------|-----------|-----------|-------------|-----------|----------|-----------|----------|-------------|----------|-----------|--------------|------------|-----------|-----------|-------------|
| *2018 | .283 | 41-41 | 99 | 30 | 28 | 3 | 0 | 0 | 10 | 31 | .313 | 18 | 1 | 23 | 0 | .392 | 2 | 10 | 6-9 | 156 | 29 | 4 | .979 |
| *2019 | .315 | 49-47 | 146 | 31 | 46 | 4 | 1 | 0 | 13 | 52 | .356 | 23 | 1 | 22 | 0 | .402 | 4 | 0 | 8-9 | 227 | 16 | 6 | .976 |
| TOTAL | .302 | 90-88 | 245 | 61 | 74 | 7 | 1 | 0 | 23 | 83 | .339 | 41 | 2 | 45 | 0 | .398 | 6 | 10 | 14-18 | 383 | 45 | 10 | .977 |

**at Towson Univ.*

Game Highs: Hits: 3 (three times); Doubles: 1 (seven times); Triples: 1 (vs. Marshall - Feb. 17, 2019); Total Bases: 4 (three times); RBIs: 3 (vs. UNCW - April 21, 2018); Runs: 3 (vs. Coppin State - March 19, 2019); Walks: 2 (seven times); Hit by Pitch: 1 (two times); Stolen Bases: 2 (two times); Putouts: 13 (at Delaware - April 6, 2019); Assists: 4 (vs. James Madison - March 30, 2019).



ALYSSA VILKE

8

OUTFIELD | 5-5 | R/R | FRESHMAN | HS | SAN DIEGO, CALIF. | SCRIPPS RANCH HS

CLUB - SO CAL BREAKERS - LABS

Played her club ball with the So Cal Breakers - Labs.

HIGH SCHOOL - SCRIPPS RANCH

A four-year letter winner at nearby Scripps Ranch High School in San Diego ... Was a first-team all-league and all-county selection all four seasons ... A two-time team offensive MVP and winner of the coaches award ... Helped the Vikings to a 2019 Western League title, a 2015 Eastern League title and a pair of San Diego Open championships ... According to MaxPreps, batted .461 (170-for-369) over her career with 27 home runs, 147 RBIs, 130 runs, 30 doubles, 21 triples and 54 stolen bases, while finishing with a career .522 on-base percentage and .875 slugging mark ... Also a multi-time scholar-athlete.

PERSONAL

Alyssa Marie Vilke was born Feb. 2, 2001, in San Diego ... Daughter of Gary Vilke and Cyndy Vilke ... Is planning on majoring in kinesiology with plans of becoming a personal trainer and opening a gym for kids with special needs.

2019 RESULTS

Record: 25-26 (Home 13-9, Away 6-11, Neutral 6-6; MW 12-12)

| Date | Opponent | W/L | Score | SDSU | | | OPPONENT | | | Inn. | Overall | MW | SDSU Pitcher | Att. | Time |
|------------|----------------------------|-----|-------|------|----|---|----------|----|----|------|---------|---------|------------------|------|------|
| | | | | R | H | E | ✓ | R | H | E | | | | | |
| ~ Feb. 8 | vs. Syracuse | W | 9-8 | 9 | 8 | 1 | / | 8 | 7 | 5 | 7 | 1-0-0 | GARCIA (W 1-0) | 264 | 2:28 |
| ~ Feb. 8 | vs. Charlotte | W | 9-1 | 9 | 11 | 1 | / | 1 | 7 | 1 | 6 | 2-0-0 | JAMES (W 1-0) | 481 | 2:00 |
| ~ Feb. 9 | vs. Charlotte | W | 5-4 | 5 | 11 | 1 | / | 4 | 6 | 2 | 7 | 3-0-0 | MORENO (W 1-0) | 487 | 2:07 |
| ~ Feb. 9 | at Grand Canyon | L | 0-9 | 0 | 3 | 1 | / | 9 | 12 | 0 | 5 | 3-1-0 | MORENO (L 1-1) | 503 | 1:21 |
| ~ Feb. 9 | vs. (4/4) Oklahoma | L | 0-9 | 0 | 1 | 4 | / | 9 | 10 | 1 | 5 | 3-2-0 | GARCIA (L 1-1) | 312 | 1:38 |
| ! Feb. 15 | MIDDLE TENNESSEE | W | 2-1 | 2 | 4 | 0 | / | 1 | 5 | 2 | 7 | 4-2-0 | JAMES (W 2-1) | 379 | 1:40 |
| ! Feb. 15 | NORTHERN ILLINOIS | W | 7-5 | 7 | 10 | 0 | / | 5 | 10 | 1 | 7 | 5-2-0 | MORENO (W 2-1) | 379 | 1:51 |
| ! Feb. 16 | UC SANTA BARBARA | W | 1-0 | 1 | 5 | 1 | / | 0 | 4 | 1 | 7 | 6-2-0 | MORENO (W 3-1) | 564 | 1:34 |
| ! Feb. 16 | GRAND CANYON | L | 0-8 | 0 | 4 | 3 | / | 8 | 13 | 2 | 7 | 6-3-0 | GARCIA (L 1-2) | 564 | 2:09 |
| Feb. 20 | at Cal State Fullerton | L | 1-5 | 1 | 2 | 1 | / | 5 | 9 | 1 | 7 | 6-4-0 | JAMES (L 2-1) | 163 | 2:52 |
| @ Feb. 22 | vs. (rv/rv) Nebraska | W | 4-0 | 4 | 5 | 0 | / | 0 | 6 | 1 | 7 | 7-4-0 | MORENO (W 4-1) | 103 | 1:45 |
| @ Feb. 22 | vs. (16/20) Oklahoma State | L | 5-15 | 5 | 6 | 1 | / | 15 | 12 | 2 | 5 | 7-5-0 | MORENO (L 4-2) | 317 | 2:01 |
| @ Feb. 23 | vs. (25/23) Texas Tech | L | 0-7 | 0 | 4 | 0 | / | 7 | 10 | 0 | 7 | 7-6-0 | MORENO (L 4-3) | 134 | 2:00 |
| @ Feb. 24 | vs. Cal Poly | W | 8-2 | 8 | 15 | 3 | / | 2 | 6 | 1 | 7 | 8-6-0 | MORENO (W 5-3) | 101 | 1:54 |
| Feb. 26 | at Loyola Marymount | L | 1-2 | 1 | 5 | 0 | / | 2 | 4 | 2 | 7 | 8-7-0 | GARCIA (L 1-3) | 65 | 1:41 |
| # Feb. 28 | BRIGHAM YOUNG | W | 2-1 | 2 | 3 | 1 | / | 1 | 2 | 2 | 7 | 9-7-0 | GARCIA (W 2-3) | 240 | 2:02 |
| # March 1 | UIC | W | 13-8 | 13 | 18 | 3 | / | 8 | 14 | 3 | 7 | 10-7-0 | GARCIA (W 3-3) | 417 | 2:54 |
| # March 3 | WEBER STATE | L | 4-6 | 4 | 7 | 1 | / | 6 | 10 | 3 | 7 | 10-8-0 | GARCIA (L 3-4) | 540 | 2:26 |
| March 5 | FLORIDA GULF COAST | L | 0-9 | 0 | 4 | 4 | / | 9 | 10 | 0 | 6 | 10-9-0 | JAMES (L 2-2) | 135 | 1:44 |
| S March 7 | vs. Robert Morris | W | 6-1 | 6 | 14 | 2 | / | 1 | 4 | 3 | 7 | 11-9-0 | JAMES (W 3-2) | 208 | 1:53 |
| S March 8 | vs. Boston | L | 0-6 | 0 | 4 | 1 | / | 6 | 4 | 2 | 7 | 11-10-0 | GARCIA (L 3-5) | 111 | 2:17 |
| S March 8 | vs. Liberty | L | 0-8 | 0 | 2 | 2 | / | 8 | 7 | 1 | 5 | 11-11-0 | JAMES (L 3-3) | 111 | 1:35 |
| S March 9 | vs. Ohio | L | 1-5 | 1 | 2 | 0 | / | 5 | 8 | 0 | 7 | 11-12-0 | JAMES (L 3-4) | 82 | 1:39 |
| S March 9 | at Long Beach State | W | 4-1 | 4 | 6 | 0 | / | 1 | 3 | 2 | 7 | 12-12-0 | GARCIA (W 4-5) | 501 | 2:15 |
| March 13 | UC RIVERSIDE | L | 0-6 | 0 | 5 | 1 | / | 6 | 4 | 2 | 7 | 12-13-0 | JAMES (L 3-5) | 235 | 2:12 |
| * March 15 | NEW MEXICO | L | 1-3 | 1 | 7 | 0 | / | 3 | 6 | 1 | 7 | 12-14-0 | MORENO (L 5-4) | 176 | 1:53 |
| * March 16 | NEW MEXICO | W | 9-8 | 9 | 10 | 1 | / | 8 | 8 | 2 | 7 | 13-14-0 | MORENO (W 6-4) | 252 | 2:11 |
| * March 17 | NEW MEXICO | W | 4-3 | 4 | 7 | 2 | / | 3 | 8 | 1 | 7 | 14-14-0 | GARCIA (W 5-5) | 398 | 2:04 |
| * March 22 | at (rv/rv) Boise State | L | 0-7 | 0 | 4 | 1 | / | 7 | 11 | 0 | 7 | 14-15-0 | JAMES (L 3-6) | 288 | 1:45 |
| * March 22 | at (rv/rv) Boise State | W | 5-2 | 5 | 7 | 0 | / | 2 | 5 | 1 | 7 | 15-15-0 | MORENO (W 7-4) | 288 | 1:52 |
| * March 23 | at (rv/rv) Boise State | L | 1-16 | 1 | 6 | 1 | / | 16 | 14 | 0 | 5 | 15-16-0 | MORENO (L 7-5) | 405 | 1:54 |
| * March 29 | (--/rv) UNLV | L | 4-5 | 4 | 11 | 3 | / | 5 | 9 | 1 | 7 | 15-17-0 | GARCIA (L 5-6) | 253 | 2:24 |
| * March 30 | (--/rv) UNLV | L | 2-7 | 2 | 4 | 0 | / | 7 | 11 | 4 | 7 | 15-18-0 | MORENO (L 7-6) | 335 | 1:58 |
| * March 31 | (--/rv) UNLV | L | 3-4 | 3 | 13 | 2 | / | 4 | 13 | 2 | (17) | 15-19-0 | MORENO (L 7-7) | 320 | 4:13 |
| * April 5 | at Nevada | L | 2-7 | 2 | 7 | 4 | / | 7 | 7 | 1 | 7 | 15-20-0 | MORENO (L 7-8) | 154 | 1:59 |
| * April 6 | at Nevada | W | 10-2 | 10 | 14 | 1 | / | 2 | 5 | 2 | 5 | 16-20-0 | GARCIA (W 6-6) | 417 | 1:38 |
| * April 7 | at Nevada | W | 3-2 | 3 | 13 | 1 | / | 2 | 6 | 1 | 7 | 17-20-0 | GARCIA (W 7-6) | 257 | 1:54 |
| April 10 | at San Diego | L | 4-5 | 4 | 11 | 0 | / | 5 | 8 | 2 | (10) | 17-21-0 | MORENO (L 7-9) | 311 | 3:01 |
| * April 12 | SAN JOSE STATE | W | 3-2 | 3 | 8 | 0 | / | 2 | 6 | 1 | (8) | 18-21-0 | GARCIA (W 8-6) | 439 | 2:13 |
| * April 13 | SAN JOSE STATE | L | 2-6 | 2 | 3 | 1 | / | 6 | 11 | 0 | 7 | 18-22-0 | JAMES (L 3-7) | 406 | 2:04 |
| * April 14 | SAN JOSE STATE | W | 3-0 | 3 | 8 | 1 | / | 0 | 3 | 1 | 7 | 19-22-0 | MORENO (W 8-9) | 356 | 1:36 |
| April 23 | CALIFORNIA BAPTIST | W | 2-1 | 2 | 4 | 0 | / | 1 | 5 | 1 | 7 | 20-22-0 | MORENO (W 9-9) | 128 | 1:23 |
| * April 26 | at (25/rv) Colorado State | L | 0-9 | 0 | 5 | 0 | / | 9 | 10 | 1 | 6 | 20-23-0 | MORENO (L 9-10) | 331 | 1:26 |
| * April 27 | at (25/rv) Colorado State | W | 5-4 | 5 | 11 | 3 | / | 4 | 6 | 3 | 7 | 21-23-0 | GARCIA (W 9-6) | 567 | 2:34 |
| * April 28 | at (25/rv) Colorado State | L | 3-4 | 3 | 8 | 1 | / | 4 | 10 | 2 | 7 | 21-24-0 | MORENO (L 9-11) | 644 | 2:20 |
| * May 3 | FRESNO STATE | W | 1-0 | 1 | 7 | 1 | / | 0 | 4 | 0 | 7 | 22-24-0 | MORENO (W 10-11) | 316 | 2:02 |
| * May 4 | FRESNO STATE | W | 3-1 | 3 | 5 | 0 | / | 1 | 4 | 2 | 7 | 23-24-0 | GARCIA (W 10-6) | 389 | 1:57 |
| * May 5 | FRESNO STATE | W | 4-2 | 4 | 7 | 2 | / | 2 | 7 | 2 | 7 | 24-24-0 | MORENO (W 11-11) | 303 | 1:53 |
| * May 9 | at Utah State | L | 3-4 | 3 | 7 | 1 | / | 4 | 6 | 2 | 7 | 24-25-0 | MORENO (L 11-12) | 241 | 2:12 |
| * May 10 | at Utah State | L | 6-7 | 6 | 9 | 1 | / | 7 | 11 | 3 | 7 | 24-26-0 | JAMES (L 3-8) | 307 | 2:11 |
| * May 11 | at Utah State | W | 2-1 | 2 | 8 | 0 | / | 1 | 3 | 1 | 7 | 25-26-0 | MORENO (W 12-12) | 307 | 1:47 |

National rankings in parenthesis

(USA Today-NFCA/ESPN.com-USA Softball)

~ GCU Kickoff Tournament (Phoenix, Ariz.)

! 29th Annual Campbell/Cartier Classic (SDSU Softball Stadium)

@ Mary Nutter Collegiate Classic (Cathedral City, Calif.)

San Diego Classic (SDSU Softball Stadium)

S Louisville Slugger Classic (Long Beach, Calif.)

* Mountain West game

(i) extra inning game

2019 OVERALL STATISTICS

Overall Batting Statistics

| Player | AVG | GP-GS | AB | R | H | 2B | 3B | HR | RBI | TB | SLG% | BB | HBP | SO | GDP | OB% | SF | SH | SB-ATT | PO | A | E | FLD% |
|-------------------|-------------|--------------|--------------|------------|------------|-----------|----------|-----------|------------|------------|-------------|------------|-----------|------------|-----------|-------------|----------|-----------|--------------|--------------|------------|-----------|-------------|
| THOMPSON, Shelby | .336 | 46-46 | 134 | 17 | 45 | 9 | 0 | 3 | 19 | 63 | .470 | 20 | 2 | 11 | 3 | .421 | 3 | 1 | 1-3 | 71 | 99 | 14 | .924 |
| ADAMS, Taylor | .327 | 50-49 | 150 | 18 | 49 | 6 | 0 | 4 | 24 | 67 | .447 | 5 | 1 | 16 | 0 | .350 | 1 | 3 | 2-2 | 346 | 17 | 5 | .986 |
| STURDIVANT, Molly | .306 | 49-49 | 144 | 17 | 44 | 11 | 0 | 4 | 23 | 67 | .465 | 12 | 7 | 18 | 2 | .384 | 1 | 1 | 0-0 | 199 | 37 | 6 | .975 |
| MUNOZ, Kelsey | .291 | 51-51 | 151 | 14 | 44 | 11 | 0 | 4 | 26 | 67 | .444 | 11 | 1 | 13 | 1 | .344 | 0 | 4 | 1-2 | 58 | 107 | 9 | .948 |
| BYRD, Katie | .290 | 46-46 | 145 | 22 | 42 | 8 | 1 | 0 | 11 | 52 | .359 | 11 | 3 | 13 | 2 | .352 | 0 | 6 | 2-2 | 109 | 82 | 7 | .965 |
| AYERS, Maddi | .263 | 33-26 | 76 | 3 | 20 | 4 | 0 | 0 | 3 | 24 | .316 | 8 | 0 | 14 | 1 | .333 | 0 | 0 | 0-0 | 17 | 7 | 1 | .960 |
| PARKER, Kristen | .261 | 47-41 | 111 | 11 | 29 | 1 | 0 | 0 | 9 | 30 | .270 | 8 | 0 | 14 | 2 | .311 | 0 | 3 | 6-6 | 61 | 1 | 4 | .939 |
| WRIGHT, Kiera | .256 | 50-50 | 164 | 27 | 42 | 1 | 1 | 0 | 8 | 45 | .274 | 15 | 0 | 26 | 0 | .318 | 0 | 2 | 19-21 | 68 | 2 | 3 | .959 |
| GARCIA, Alicia | .235 | 44-30 | 68 | 2 | 16 | 3 | 0 | 1 | 5 | 22 | .324 | 4 | 1 | 10 | 0 | .288 | 0 | 1 | 0-0 | 9 | 36 | 1 | .978 |
| FRASER, Kylie | .155 | 30-16 | 58 | 1 | 9 | 2 | 0 | 0 | 2 | 11 | .190 | 4 | 0 | 11 | 3 | .210 | 0 | 0 | 0-0 | 4 | 1 | 2 | .714 |
| METCALFE, Aris | .140 | 45-23 | 57 | 9 | 8 | 0 | 0 | 0 | 1 | 8 | .140 | 5 | 0 | 12 | 0 | .210 | 0 | 2 | 11-13 | 33 | 4 | 0 | 1.000 |
| SOK, Kayla | .333 | 25-2 | 6 | 7 | 2 | 0 | 0 | 0 | 0 | 2 | .333 | 1 | 0 | 1 | 0 | .429 | 0 | 0 | 5-6 | 0 | 0 | 0 | .000 |
| CORDOLA, Jessica | .179 | 17-6 | 28 | 2 | 5 | 2 | 0 | 0 | 3 | 7 | .250 | 0 | 1 | 7 | 0 | .207 | 0 | 0 | 0-0 | 2 | 5 | 1 | .875 |
| SMITH, Megan | .143 | 31-16 | 42 | 6 | 6 | 0 | 0 | 0 | 0 | 6 | .143 | 4 | 0 | 9 | 0 | .217 | 0 | 0 | 3-3 | 16 | 2 | 3 | .857 |
| UMI, Alizae | .071 | 12-8 | 14 | 0 | 1 | 0 | 0 | 0 | 0 | 1 | .071 | 0 | 0 | 4 | 2 | .071 | 0 | 1 | 0-0 | 20 | 2 | 0 | 1.000 |
| BARTH, Paige | .056 | 12-7 | 18 | 2 | 1 | 1 | 0 | 0 | 1 | 2 | .111 | 1 | 0 | 2 | 0 | .105 | 0 | 2 | 0-0 | 8 | 1 | 0 | 1.000 |
| JUSAY, Janina | .000 | 29-2 | 6 | 4 | 0 | 0 | 0 | 0 | 0 | 0 | .000 | 0 | 0 | 3 | 0 | .000 | 0 | 0 | 0-0 | 5 | 0 | 0 | 1.000 |
| OLIVARRIA, Gaby | .000 | 14-0 | 0 | 5 | 0 | 0 | 0 | 0 | 0 | 0 | .000 | 0 | 0 | 0 | 0 | .000 | 0 | 0 | 0-0 | 0 | 0 | 0 | .000 |
| MORENO, Marissa | .000 | 38-25 | 0 | 0 | 0 | 0 | 0 | 0 | 0 | 0 | .000 | 0 | 0 | 0 | 0 | .000 | 0 | 0 | 0-0 | 1 | 21 | 3 | .880 |
| JAMES, MJ | .000 | 28-17 | 0 | 0 | 0 | 0 | 0 | 0 | 0 | 0 | .000 | 0 | 0 | 0 | 0 | .000 | 0 | 0 | 0-0 | 4 | 37 | 0 | 1.000 |
| TOTALS | .265 | 51-51 | 1,372 | 167 | 363 | 59 | 2 | 16 | 135 | 474 | .345 | 109 | 16 | 184 | 16 | .325 | 5 | 26 | 50-58 | 1,031 | 461 | 59 | .962 |
| OPPONENTS | .278 | 51-51 | 1,383 | 239 | 384 | 52 | 9 | 36 | 204 | 562 | .406 | 171 | 34 | 188 | 10 | .369 | 9 | 29 | 40-52 | 1028 | 499 | 77 | .952 |

Totals: LOB - Team (333), Opp (356). DPs turned - Team (17), Opp (26). IBB - Team (1), STURDIVANT 1, Opp (6). Picked off - WRIGHT 1.

Overall Pitching Statistics

| Player | ERA | W-L | APP | GS | CG | SH/CBO | SV | IP | H | R | ER | BB | SO | 2B | 3B | HR | AB | B/Avg | WP | HBP | BK | SFA | SHA |
|------------------|-------------|--------------|-----------|-----------|-----------|-------------|----------|--------------|------------|------------|------------|------------|------------|-----------|----------|-----------|--------------|-------------|-----------|-----------|----------|----------|-----------|
| MORENO, Marissa | 3.01 | 12-12 | 38 | 20 | 8 | 4/0 | 4 | 151.1 | 132 | 82 | 65 | 70 | 120 | 16 | 3 | 11 | 573 | .230 | 8 | 8 | 0 | 5 | 10 |
| GARCIA, Alicia | 3.63 | 10-6 | 33 | 14 | 1 | 0/0 | 0 | 100.1 | 112 | 61 | 52 | 55 | 44 | 21 | 3 | 12 | 399 | .281 | 5 | 4 | 0 | 2 | 9 |
| JAMES, MJ | 5.68 | 3-8 | 28 | 17 | 2 | 0/0 | 0 | 90.0 | 140 | 96 | 73 | 44 | 22 | 15 | 3 | 13 | 405 | .346 | 21 | 21 | 0 | 2 | 10 |
| MUNOZ, Kelsey | 0.00 | 0-0 | 2 | 0 | 0 | 0/0 | 0 | 2.0 | 0 | 0 | 0 | 2 | 2 | 0 | 0 | 0 | 6 | .000 | 1 | 1 | 0 | 0 | 0 |
| TOTALS | 3.85 | 25-26 | 51 | 51 | 11 | 4/0 | 4 | 343.2 | 384 | 239 | 189 | 171 | 188 | 52 | 9 | 36 | 1,383 | .278 | 35 | 34 | 0 | 9 | 29 |
| OPPONENTS | 2.33 | 25-25 | 51 | 51 | 25 | 10/4 | 2 | 342.2 | 363 | 167 | 114 | 109 | 184 | 59 | 2 | 16 | 1,372 | .265 | 20 | 16 | 0 | 5 | 26 |

Overall Fielding Statistics

| Player | C | PO | A | E | FLD% | DPs | SBA | CSB | SBA% | PB | CI |
|-------------------|--------------|--------------|------------|-----------|-------------|-----------|-----------|-----------|-------------|-----------|----------|
| JAMES, MJ | 41 | 4 | 37 | 0 | 1.000 | 1 | 0 | 0 | - | 0 | 0 |
| METCALFE, Aris | 37 | 33 | 4 | 0 | 1.000 | 1 | 0 | 0 | - | 0 | 0 |
| UMI, Alizae | 22 | 20 | 2 | 0 | 1.000 | 0 | 12 | 1 | .923 | 3 | 0 |
| BARTH, Paige | 9 | 8 | 1 | 0 | 1.000 | 0 | 0 | 0 | - | 0 | 0 |
| JUSAY, Janina | 5 | 5 | 0 | 0 | 1.000 | 0 | 0 | 0 | - | 0 | 0 |
| ADAMS, Taylor | 368 | 346 | 17 | 5 | .986 | 13 | 0 | 0 | - | 0 | 0 |
| GARCIA, Alicia | 46 | 9 | 36 | 1 | .978 | 2 | 0 | 0 | - | 0 | 0 |
| STURDIVANT, Molly | 242 | 199 | 37 | 6 | .975 | 3 | 26 | 10 | .722 | 11 | 0 |
| BYRD, Katie | 198 | 109 | 82 | 7 | .965 | 8 | 0 | 0 | - | 0 | 0 |
| AYERS, Maddi | 25 | 17 | 7 | 1 | .960 | 0 | 0 | 0 | - | 0 | 0 |
| WRIGHT, Kiera | 73 | 68 | 2 | 3 | .959 | 0 | 0 | 0 | - | 0 | 0 |
| MUNOZ, Kelsey | 174 | 58 | 107 | 9 | .948 | 7 | 0 | 0 | - | 0 | 0 |
| PARKER, Kristen | 66 | 61 | 1 | 4 | .939 | 0 | 0 | 0 | - | 0 | 0 |
| THOMPSON, Shelby | 184 | 71 | 99 | 14 | .924 | 7 | 0 | 0 | - | 0 | 0 |
| MORENO, Marissa | 25 | 1 | 21 | 3 | .880 | 0 | 0 | 0 | - | 0 | 0 |
| CORDOLA, Jessica | 8 | 2 | 5 | 1 | .875 | 0 | 0 | 0 | - | 0 | 0 |
| SMITH, Megan | 21 | 16 | 2 | 3 | .857 | 0 | 0 | 0 | - | 0 | 0 |
| FRASER, Kylie | 7 | 4 | 1 | 2 | .714 | 0 | 2 | 1 | .667 | 0 | 0 |
| OLIVARRIA, Gaby | 0 | 0 | 0 | 0 | .000 | 0 | 0 | 0 | - | 0 | 0 |
| SOK, Kayla | 0 | 0 | 0 | 0 | .000 | 0 | 0 | 0 | - | 0 | 0 |
| TOTALS | 1,551 | 1,031 | 461 | 59 | .962 | 17 | 40 | 12 | .769 | 14 | 0 |
| OPPONENTS | 1,604 | 1,028 | 499 | 77 | .952 | 26 | 50 | 8 | .862 | 7 | 0 |

Totals: PB - Team (14), STURDIVANT 11, UMI 3, Opp (7). Pickoffs - Team (1), STURDIVANT 1, Opp (1). SBA/ATT - STURDIVANT (26-36), UMI (12-13), FRASER (2-3).

Hitting minimums - 1 Game 1.0 TPA/Game

Pitching minimums - 1 Game 5 IP 1.0 IP/Game

2019 MOUNTAIN WEST STATISTICS/STANDINGS

2019 Mountain West Batting Statistics

| Player | AVG | GP-GS | AB | R | H | 2B | 3B | HR | RBI | TB | SLG% | BB | HBP | SO | GDP | OB% | SF | SH | SB-ATT | PO | A | E | FLD% |
|-------------------|-------------|--------------|------------|------------|------------|-----------|----------|-----------|-----------|------------|-------------|-----------|-----------|-----------|----------|-------------|----------|-----------|--------------|------------|------------|-----------|-------------|
| THOMPSON, Shelby | .403 | 24-24 | 77 | 13 | 31 | 5 | 0 | 3 | 8 | 45 | .584 | 9 | 2 | 3 | 2 | .472 | 1 | 0 | 1-3 | 42 | 64 | 9 | .922 |
| ADAMS, Taylor | .346 | 24-24 | 78 | 10 | 27 | 2 | 0 | 4 | 15 | 41 | .526 | 3 | 1 | 9 | 0 | .378 | 0 | 2 | 0-0 | 159 | 8 | 2 | .988 |
| STURDIVANT, Molly | .314 | 24-24 | 70 | 10 | 22 | 6 | 0 | 3 | 17 | 37 | .529 | 10 | 2 | 8 | 2 | .410 | 1 | 0 | 0-0 | 103 | 6 | 2 | .982 |
| PARKER, Kristen | .305 | 24-22 | 59 | 7 | 18 | 1 | 0 | 0 | 3 | 19 | .322 | 5 | 0 | 7 | 1 | .359 | 0 | 1 | 3-3 | 30 | 1 | 3 | .912 |
| BYRD, Katie | .293 | 24-24 | 82 | 10 | 24 | 7 | 0 | 0 | 4 | 31 | .378 | 5 | 1 | 9 | 1 | .341 | 0 | 3 | 0-0 | 60 | 46 | 3 | .972 |
| GARCIA, Alicia | .278 | 20-14 | 36 | 0 | 10 | 1 | 0 | 0 | 2 | 11 | .306 | 1 | 1 | 5 | 0 | .316 | 0 | 0 | 0-0 | 4 | 11 | 0 | 1.000 |
| MUNOZ, Kelsey | .275 | 24-24 | 69 | 4 | 19 | 6 | 0 | 1 | 13 | 28 | .406 | 5 | 1 | 5 | 1 | .333 | 0 | 4 | 0-1 | 32 | 47 | 4 | .952 |
| WRIGHT, Kiera | .244 | 23-23 | 78 | 9 | 19 | 0 | 0 | 0 | 4 | 19 | .244 | 6 | 0 | 14 | 0 | .298 | 0 | 1 | 6-8 | 37 | 2 | 2 | .951 |
| AYERS, Maddi | .182 | 15-10 | 33 | 1 | 6 | 2 | 0 | 0 | 1 | 8 | .242 | 3 | 0 | 9 | 0 | .250 | 0 | 0 | 0-0 | 4 | 0 | 0 | 1.000 |
| FRASER, Kylie | .167 | 15-9 | 30 | 0 | 5 | 2 | 0 | 0 | 1 | 7 | .233 | 1 | 0 | 2 | 2 | .194 | 0 | 0 | 0-0 | 0 | 0 | 0 | .000 |
| METCALFE, Aris | .150 | 22-17 | 40 | 5 | 6 | 0 | 0 | 0 | 0 | 6 | .150 | 3 | 0 | 10 | 0 | .209 | 0 | 1 | 5-6 | 25 | 4 | 0 | 1.000 |
| SOK, Kayla | .333 | 14-2 | 6 | 4 | 2 | 0 | 0 | 0 | 0 | 2 | .333 | 1 | 0 | 1 | 0 | .429 | 0 | 0 | 3-4 | 0 | 0 | 0 | .000 |
| SMITH, Megan | .000 | 7-3 | 6 | 2 | 0 | 0 | 0 | 0 | 0 | 0 | .000 | 0 | 0 | 2 | 0 | .000 | 0 | 0 | 1-1 | 3 | 1 | 1 | .800 |
| CORDOLA, Jessica | .000 | 4-0 | 4 | 0 | 0 | 0 | 0 | 0 | 0 | 0 | .000 | 0 | 0 | 3 | 0 | .000 | 0 | 0 | 0-0 | 0 | 0 | 0 | .000 |
| UMI, Alizae | .000 | 3-1 | 1 | 0 | 0 | 0 | 0 | 0 | 0 | 0 | .000 | 0 | 0 | 1 | 0 | .000 | 0 | 0 | 0-0 | 0 | 0 | 0 | .000 |
| BARTH, Paige | .000 | 2-0 | 1 | 0 | 0 | 0 | 0 | 0 | 0 | 0 | .000 | 0 | 0 | 0 | 0 | .000 | 0 | 0 | 0-0 | 0 | 0 | 0 | .000 |
| MORENO, Marissa | .000 | 20-14 | 0 | 0 | 0 | 0 | 0 | 0 | 0 | 0 | .000 | 0 | 0 | 0 | 0 | .000 | 0 | 0 | 0-0 | 1 | 7 | 1 | .889 |
| OLIVARRIA, Gaby | .000 | 7-0 | 0 | 2 | 0 | 0 | 0 | 0 | 0 | 0 | .000 | 0 | 0 | 0 | 0 | .000 | 0 | 0 | 0-0 | 0 | 0 | 0 | .000 |
| JUSAY, Janina | .000 | 14-0 | 0 | 2 | 0 | 0 | 0 | 0 | 0 | 0 | .000 | 0 | 0 | 0 | 0 | .000 | 0 | 0 | 0-0 | 3 | 0 | 0 | 1.000 |
| JAMES, MJ | .000 | 12-5 | 0 | 0 | 0 | 0 | 0 | 0 | 0 | 0 | .000 | 0 | 0 | 0 | 0 | .000 | 0 | 0 | 0-0 | 1 | 16 | 0 | 1.000 |
| TOTALS | .282 | 24-24 | 670 | 79 | 189 | 32 | 0 | 11 | 68 | 254 | .379 | 52 | 8 | 88 | 9 | .340 | 2 | 12 | 19-26 | 504 | 213 | 27 | .964 |
| OPPONENTS | .274 | 24-24 | 672 | 106 | 184 | 22 | 6 | 21 | 96 | 281 | .418 | 76 | 15 | 91 | 5 | .359 | 4 | 11 | 13-16 | 503 | 248 | 34 | .957 |

Totals: LOB - Team (162), Opp (168). DPs turned - Team (9), Opp (16). IBB - Team (0), Opp (4).

2019 Mountain West Pitching Statistics

| Player | ERA | W-L | APP | GS | CG | SH/CBO | SV | IP | H | R | ER | BB | SO | 2B | 3B | HR | AB | B/Avg | WP | HBP | BK | SFA | SHA |
|------------------|-------------|--------------|-----------|-----------|-----------|------------|----------|--------------|------------|------------|-----------|-----------|-----------|-----------|----------|-----------|------------|-------------|-----------|-----------|----------|----------|-----------|
| GARCIA, Alicia | 2.72 | 6-1 | 16 | 8 | 0 | 0/0 | 3 | 54.0 | 60 | 25 | 21 | 24 | 23 | 12 | 2 | 6 | 213 | .282 | 1 | 2 | 0 | 0 | 4 |
| MORENO, Marissa | 2.80 | 6-8 | 20 | 11 | 4 | 2/0 | 3 | 80.0 | 65 | 40 | 32 | 41 | 62 | 6 | 2 | 7 | 300 | .217 | 2 | 4 | 0 | 2 | 5 |
| JAMES, MJ | 6.18 | 0-3 | 12 | 5 | 0 | 0/0 | 0 | 34.0 | 59 | 41 | 30 | 11 | 6 | 4 | 2 | 8 | 159 | .371 | 5 | 9 | 0 | 2 | 2 |
| TOTALS | 3.46 | 12-12 | 24 | 24 | 4 | 2/0 | 3 | 168.0 | 184 | 106 | 83 | 76 | 91 | 22 | 6 | 21 | 672 | .274 | 8 | 15 | 0 | 4 | 11 |
| OPPONENTS | 2.50 | 12-12 | 24 | 24 | 14 | 2/1 | 1 | 167.2 | 189 | 79 | 60 | 52 | 88 | 32 | 0 | 11 | 670 | .282 | 15 | 8 | 0 | 2 | 12 |

2019 Mountain West Fielding Statistics

| Player | C | PO | A | E | FLD% | DPs | SBA | CSB | SBA% | PB | CI |
|-------------------|------------|------------|------------|-----------|-------------|-----------|-----------|----------|-------------|----------|----------|
| METCALFE, Aris | 29 | 25 | 4 | 0 | 1.000 | 1 | 0 | 0 | - | 0 | 0 |
| JAMES, MJ | 17 | 1 | 16 | 0 | 1.000 | 0 | 0 | 0 | - | 0 | 0 |
| GARCIA, Alicia | 15 | 4 | 11 | 0 | 1.000 | 1 | 0 | 0 | - | 0 | 0 |
| AYERS, Maddi | 4 | 4 | 0 | 0 | 1.000 | 0 | 0 | 0 | - | 0 | 0 |
| JUSAY, Janina | 3 | 3 | 0 | 0 | 1.000 | 0 | 0 | 0 | - | 0 | 0 |
| ADAMS, Taylor | 169 | 159 | 8 | 2 | .988 | 5 | 0 | 0 | - | 0 | 0 |
| STURDIVANT, Molly | 111 | 103 | 6 | 2 | .982 | 2 | 12 | 3 | .800 | 5 | 0 |
| BYRD, Katie | 109 | 60 | 46 | 3 | .972 | 6 | 0 | 0 | - | 0 | 0 |
| MUNOZ, Kelsey | 83 | 32 | 47 | 4 | .952 | 3 | 0 | 0 | - | 0 | 0 |
| WRIGHT, Kiera | 41 | 37 | 2 | 2 | .951 | 0 | 0 | 0 | - | 0 | 0 |
| THOMPSON, Shelby | 115 | 42 | 64 | 9 | .922 | 5 | 0 | 0 | - | 0 | 0 |
| PARKER, Kristen | 34 | 30 | 1 | 3 | .912 | 0 | 0 | 0 | - | 0 | 0 |
| MORENO, Marissa | 9 | 1 | 7 | 1 | .889 | 0 | 0 | 0 | - | 0 | 0 |
| SMITH, Megan | 5 | 3 | 1 | 1 | .800 | 0 | 0 | 0 | - | 0 | 0 |
| OLIVARRIA, Gaby | 0 | 0 | 0 | 0 | .000 | 0 | 0 | 0 | - | 0 | 0 |
| CORDOLA, Jessica | 0 | 0 | 0 | 0 | .000 | 0 | 0 | 0 | - | 0 | 0 |
| UMI, Alizae | 0 | 0 | 0 | 0 | .000 | 0 | 1 | 0 | 1.000 | 1 | 0 |
| SOK, Kayla | 0 | 0 | 0 | 0 | .000 | 0 | 0 | 0 | - | 0 | 0 |
| FRASER, Kylie | 0 | 0 | 0 | 0 | .000 | 0 | 0 | 0 | - | 0 | 0 |
| BARTH, Paige | 0 | 0 | 0 | 0 | .000 | 0 | 0 | 0 | - | 0 | 0 |
| TOTALS | 744 | 504 | 213 | 27 | .964 | 9 | 13 | 3 | .813 | 6 | 0 |
| OPPONENTS | 785 | 503 | 248 | 34 | .957 | 16 | 19 | 7 | .731 | 3 | 0 |

Hitting minimums - 1 Game 1.0 TPA/Game

Pitching minimums - 1 Game 5 IP 1.0 IP/Game

Totals: PB - Team (6), STURDIVANT 5, UMI 1, Opp (3). SBA/ATT - STURDIVANT (12-15), UMI (1-1).

2019 Mountain West Final Standings

| MW | | | | | | Overall | | | | | | | |
|------------------------|-----------|-----------|-------------|------------|----------------|-----------|-----------|-------------|------------------|------------|-----------|------------|--|
| Team | W | L | Pct. | GB | H A | W | L | Pct. | H A | N | Streak | Last 10 | |
| Colorado State | 18 | 6 | .750 | -- | 10-2 8-4 | 39 | 12 | .765 | 19-2 11-5 | 9-5 | L1 | 5-5 | |
| San José State | 17 | 7 | .708 | 0.5 | 9-3 8-4 | 37 | 16 | .698 | 23-5 10-4 | 4-7 | L1 | 9-1 | |
| UNLV | 14 | 9 | .609 | 3.5 | 7-5 7-4 | 36 | 14 | .720 | 20-6 11-5 | 5-3 | W4 | 8-2 | |
| Fresno State | 14 | 10 | .583 | 4.0 | 9-3 5-7 | 37 | 20 | .649 | 23-5 6-11 | 8-4 | L2 | 5-5 | |
| Boise State | 12 | 12 | .500 | 6.0 | 9-3 3-9 | 36 | 16 | .692 | 11-3 7-12 | 18-1 | L1 | 4-6 | |
| San Diego State | 12 | 12 | .500 | 6.0 | 7-5 5-7 | 25 | 26 | .490 | 13-9 6-11 | 6-6 | W1 | 6-4 | |
| Nevada | 11 | 13 | .458 | 7.0 | 5-7 6-6 | 29 | 27 | .518 | 9-9 10-13 | 10-5 | L2 | 4-6 | |
| Utah State | 6 | 17 | .261 | 11.5 | 5-6 1-11 | 17 | 30 | .362 | 6-6 5-16 | 6-8 | L1 | 4-6 | |
| New Mexico | 3 | 21 | .125 | 15.0 | 1-11 2-10 | 12 | 41 | .226 | 3-13 3-18 | 6-10 | L12 | 0-10 | |

2019 MISCELLANEOUS STATISTICS

SAN DIEGO STATE BY THE NUMBERS

| | | |
|--|-------|--------|
| Overall | 25-26 | Won 1 |
| Mountain West | 12-12 | Won 1 |
| Home | 13-9 | Won 5 |
| Away | 6-11 | Won 1 |
| Neutral | 6-6 | Lost 3 |
| Day | 15-16 | Won 1 |
| Night (After 4:30 p.m.) | 10-10 | Won 3 |
| Last five games | 3-2 | Won 1 |
| Last 10 games | 6-4 | Won 1 |
| vs. top 5 teams | 0-1 | Lost 7 |
| vs. top 10 teams | 0-1 | Lost 5 |
| vs. top 25 teams | 1-5 | Lost 1 |
| vs. 2019 NCAA tournament teams | 2-10 | Lost 1 |
| vs. 2019 Women's College World Series teams | 0-0 | n/a |
| Playing as the visiting team | 9-14 | Won 1 |
| Playing as the home team | 16-12 | Won 5 |
| vs. California in-state opponents | 9-5 | Won 5 |
| vs. Out-of-state opponents | 16-21 | Won 1 |
| February | 9-7 | Won 1 |
| March | 6-12 | Lost 4 |
| April | 6-5 | Lost 1 |
| May | 4-2 | Won 1 |
| Monday | 0-0 | Won 1 |
| Tuesday | 1-2 | Won 1 |
| Wednesday | 0-3 | Lost 3 |
| Thursday | 2-1 | Lost 1 |
| Friday | 9-9 | Lost 1 |
| Saturday | 8-7 | Won 3 |
| Sunday | 5-4 | Won 1 |
| In first game of weekend MW series | 2-6 | Lost 1 |
| In second game of weekend MW series | 5-3 | Lost 1 |
| In third game of weekend MW series | 5-3 | Won 2 |
| vs. left-handed starter | 5-3 | Won 1 |
| vs. right-handed starter | 20-23 | Won 1 |
| In doubleheader games | 8-6 | Won 1 |
| In first game of doubleheader | 4-3 | Lost 3 |
| In second game of doubleheader | 4-3 | Won 2 |
| In multiple game days | 9-7 | Won 1 |
| In single game days | 16-19 | Won 1 |
| In shutouts | 4-10 | Won 1 |
| In one-run games | 13-7 | Won 1 |
| In two-run games | 3-2 | Won 2 |
| In 5+run games | 5-14 | Lost 1 |
| In run-rule games | 2-7 | Lost 1 |
| In extra innings | 1-2 | Won 1 |
| In games decided by international tiebreaker | 0-0 | Lost 1 |
| Scoring one run | 2-5 | Won 1 |
| Scoring two or more runs | 23-11 | Won 1 |
| Scoring three or more runs | 19-8 | Lost 2 |
| Scoring four or more runs | 15-5 | Lost 1 |
| Scoring five or more runs | 11-2 | Lost 1 |
| Scoring six or more runs | 8-1 | Lost 1 |
| Scoring seven or more runs | 7-0 | Won 9 |
| Scoring eight or more runs | 6-0 | Won 7 |
| Scoring nine or more runs | 7-0 | Won 36 |
| Scoring 10 or more runs | 2-0 | Won 51 |
| Scoring in first inning | 12-7 | Lost 1 |
| Opponent scores in first inning | 4-9 | Lost 4 |
| Scoring first | 19-7 | Lost 1 |
| Opponent scores first | 6-19 | Won 1 |
| Leading after five innings | 16-0 | Won 27 |
| Trailing after five innings | 6-18 | Won 1 |
| Tied after five innings | 2-3 | Lost 1 |
| When leading at any point in the game | 22-8 | Won 1 |
| When trailing at any point in the game | 8-26 | Won 1 |
| Errorless | 9-7 | Won 2 |
| Commits one or more error | 16-19 | Lost 2 |
| Commits two or more errors | 6-7 | Won 2 |
| Outhits opponent | 19-6 | Won 1 |
| Outhit by opponent | 4-17 | Lost 3 |
| Hits are tied | 2-3 | Won 1 |

AZTEC STARTS

Overall (51)

(Team's record in parenthesis)

51: Kelsey Munoz (25-26)
 50: Kiera Wright (25-25)
 49: Taylor Adams (24-25), Molly Sturdivant (24-25)
 46: Katie Byrd (24-22), Shelby Thompson (22-24)
 41: Kristen Parker (20-21)
 30: Alicia Garcia (15-15)
 26: Maddi Ayers (10-16)
 25: Marissa Moreno (14-11)
 23: Aris Metcalfe (11-12)
 17: MJ James (7-10)
 16: Kylie Fraser (7-9), Megan Smith (6-10)
 8: Alizae Umi (4-4)
 7: Paige Barth (5-2)
 6: Jessica Cordola (3-3)
 2: Kayla Sok (2-0), Janina Jusay (1-1)

Consecutive

(Team's record in parenthesis)

73: Kelsey Munoz (37-36)
 46: Shelby Thompson (22-24)
 39: Taylor Adams (18-21)
 29: Katie Byrd (14-15), Molly Sturdivant (14-15)
 24: Kristen Parker (12-12)
 20: Kiera Wright (10-10)
 1: Aris Metcalfe (1-0), Marissa Moreno (1-0), Kayla Sok (1-0)

By Position (51)

(Team's record in parenthesis)

P: Marissa Moreno - 20 (11-9), MJ James - 17 (7-10), Alicia Garcia - 14 (7-7)
 C: Molly Sturdivant - 42 (21-21), Alizae Umi - 8 (4-4), Kylie Fraser - 1 (0-1)
 1B: Taylor Adams - 49 (25-24), Paige Barth - 1 (0-1), Molly Sturdivant - 1 (0-1)
 2B: Katie Byrd - 46 (24-22), Maddi Ayers - 5 (1-4)
 SS: Shelby Thompson - 41 (19-22), Kelsey Munoz - 10 (6-4)
 3B: Kelsey Munoz - 40 (18-22), Alicia Garcia - 6 (4-2), Molly Sturdivant - 4 (2-2), Jessica Cordola - 1 (1-0)
 LF: Kristen Parker - 39 (20-19), Megan Smith - 6 (3-3), Aris Metcalfe - 6 (2-4)
 CF: Kiera Wright - 50 (25-25), Aris Metcalfe - 1 (0-1)
 RF: Maddi Ayers - 15 (7-8), Aris Metcalfe - 14 (8-6), Megan Smith - 9 (3-6), Paige Barth - 6 (5-1), Janina Jusay - 2 (1-1), Kristen Parker - 2 (0-2), Kayla Sok - 1 (1-0), Kylie Fraser - 1 (0-1), Shelby Thompson - 1 (0-1)
 DP: Kylie Fraser - 14 (7-7), Alicia Garcia - 10 (4-6), Maddi Ayers - 6 (2-4), Marissa Moreno - 5 (3-2), Jessica Cordola - 5 (2-3), Shelby Thompson - 4 (3-1), Aris Metcalfe - 2 (2-0), Molly Sturdivant - 2 (1-1), Kelsey Munoz - 1 (1-0), Kayla Sok - 1 (1-0), Megan Smith - 1 (0-1)

By Batting Order (51)

(Team's record in parenthesis)

1st: Kiera Wright - 40 (20-20), Shelby Thompson - 6 (1-5), Katie Byrd - 5 (4-1)
 2nd: Katie Byrd - 34 (18-16), Shelby Thompson - 8 (4-4), Kiera Wright - 5 (2-3), Kelsey Munoz - 3 (1-2), Megan Smith - 1 (0-1)
 3rd: Kelsey Munoz - 23 (14-9), Shelby Thompson - 11 (6-5), Maddi Ayers - 6 (3-3), Katie Byrd - 4 (1-3), Molly Sturdivant - 4 (1-3), Taylor Adams - 3 (0-3)
 4th: Molly Sturdivant - 36 (19-17), Shelby Thompson - 9 (4-5), Maddi Ayers - 6 (2-4)
 5th: Taylor Adams - 26 (14-12), Alicia Garcia - 7 (4-3), Shelby Thompson - 5 (3-2), Kelsey Munoz - 4 (1-3), Jessica Cordola - 3 (2-1), Molly Sturdivant - 2 (1-1), Maddi Ayers - 2 (0-2), Kylie Fraser - 2 (0-2)
 6th: Kelsey Munoz - 12 (5-7), Shelby Thompson - 7 (4-3), Kristen Parker - 6 (3-3), Alicia Garcia - 5 (3-2), Taylor Adams - 5 (2-3), Maddi Ayers - 5 (2-3), Kiera Wright - 4 (3-1), Molly Sturdivant - 4 (2-2), Kylie Fraser - 3 (1-2)
 7th: Alicia Garcia - 10 (5-5), Kelsey Munoz - 9 (4-5), Maddi Ayers - 7 (3-4), Kylie Fraser - 6 (3-3), Kristen Parker - 4 (2-2), Taylor Adams - 3 (2-1), Katie Byrd - 3 (1-2), Molly Sturdivant - 3 (1-2), Kayla Sok - 2 (2-0), Paige Barth - 1 (1-0), Alizae Umi - 1 (1-0), Megan Smith - 1 (0-1), Kiera Wright - 1 (0-1)
 8th: Kristen Parker - 13 (8-5), Aris Metcalfe - 13 (6-7), Megan Smith - 8 (3-5), Paige Barth - 5 (3-2), Kylie Fraser - 5 (3-2), Jessica Cordola - 3 (1-2), Alizae Umi - 3 (1-2), Alicia Garcia - 1 (0-1)
 9th: Kristen Parker - 18 (7-11), Taylor Adams - 12 (7-5), Aris Metcalfe - 10 (5-5), Megan Smith - 6 (3-3), Janina Jusay - 2 (1-1), Alizae Umi - 2 (1-1), Paige Barth - 1 (1-0)

MISCELLANEOUS STATS

Multi-Hit Games

| Player | 2 Hits | 3 Hits | 4 Hits | 5+ Hits | Total |
|------------------|--------|--------|--------|---------|-------|
| Shelby Thompson | 2 | 2 | - | - | 4 |
| Jaylor Adams | 2 | 2 | - | - | 4 |
| Kelsey Munoz | 2 | 2 | - | - | 4 |
| Katie Byrd | 2 | 2 | - | - | 4 |
| Kiera Wright | 2 | 2 | - | - | 4 |
| Molly Sturdivant | 2 | 2 | - | - | 4 |
| Kristen Parker | 2 | 1 | - | - | 3 |
| Maddi Ayers | 2 | 1 | - | - | 3 |
| Alicia Garcia | 2 | 1 | - | - | 3 |
| Jessica Cordola | 2 | 1 | - | - | 3 |
| Kylie Fraser | 1 | - | - | - | 1 |
| Aris Metcalfe | 1 | - | - | - | 1 |

12 Players

58 23 0 0 81

Multi-RBI Games

| Player | 2 RBIs | 3 RBIs | 4 RBIs | 5+ RBIs | Total |
|------------------|--------|--------|--------|---------|-------|
| Molly Sturdivant | 2 | - | 1 | - | 3 |
| Kelsey Munoz | 2 | - | - | 1 | 3 |
| Shelby Thompson | 2 | 2 | 1 | - | 5 |
| Jaylor Adams | 2 | 1 | - | - | 3 |
| Kristen Parker | 2 | 1 | - | - | 3 |
| Katie Byrd | 2 | - | - | - | 2 |
| Alicia Garcia | 2 | - | - | - | 2 |
| Jessica Cordola | 2 | - | - | - | 2 |
| Kiera Wright | 2 | - | - | - | 2 |

9 Players

27 3 2 1 33

Multi-Run Games

| Player | 2 Runs | 3 Runs | 4 Runs | 5 Runs | Total |
|------------------|--------|--------|--------|--------|-------|
| Kiera Wright | 2 | 2 | - | - | 4 |
| Katie Byrd | 2 | 1 | - | - | 3 |
| Jaylor Adams | 2 | 1 | - | - | 3 |
| Molly Sturdivant | 2 | 1 | - | - | 3 |
| Shelby Thompson | 2 | - | - | - | 2 |

5 Players

13 4 0 0 17

Tying RBIs/Runs (a run that ties the game up for SDSU)

| Player | TIE RBIs | TIE Runs | TIE Plays |
|------------------|----------|----------|-----------|
| Kelsey Munoz | 2 | 1 | 2 |
| Kiera Wright | 2 | 1 | 2 |
| Molly Sturdivant | 1 | 2 | 2 |
| Gaby Olivarria | - | 2 | 2 |
| Shelby Thompson | - | 2 | 2 |
| Maddi Ayers | 1 | - | 1 |
| Kristen Parker | 1 | - | 1 |
| Jaylor Adams | - | 1 | 1 |
| Aris Metcalfe | - | 1 | 1 |
| Kayla Sok | - | 1 | 1 |

10 Players

7 9 16

Go-Ahead RBIs/Runs (a run that puts SDSU in the lead)

| Player | GA RBIs | GA Runs | GA Plays |
|------------------|---------|---------|----------|
| Shelby Thompson | 8 | 4 | 10 |
| Jaylor Adams | 6 | 3 | 9 |
| Molly Sturdivant | 6 | 3 | 7 |
| Katie Byrd | - | 2 | 2 |
| Kiera Wright | - | 2 | 2 |
| Kelsey Munoz | 4 | 2 | 6 |
| Kristen Parker | 2 | 1 | 6 |
| Maddi Ayers | 1 | 3 | 3 |
| Alicia Garcia | 1 | 2 | 2 |
| Aris Metcalfe | 1 | 2 | 2 |
| Jessica Cordola | 1 | 1 | 1 |
| Megan Smith | - | 1 | 1 |
| Kayla Sok | - | 1 | 1 |

13 Players

28 36 64

Game-Winning RBIs/Runs (a run that is more than the other team's final score)

| Player | GW RBIs | GW Runs | GW Plays |
|------------------|---------|---------|----------|
| Jaylor Adams | 3 | 3 | 8 |
| Kelsey Munoz | 2 | 2 | 6 |
| Molly Sturdivant | 2 | 2 | 6 |
| Shelby Thompson | 2 | 4 | 6 |
| Katie Byrd | 2 | 3 | 5 |
| Kristen Parker | 2 | 2 | 4 |
| Kiera Wright | 1 | 3 | 4 |
| Aris Metcalfe | 1 | 2 | 2 |
| Jessica Cordola | 1 | - | 1 |
| Kylie Fraser | - | - | 1 |
| Alicia Garcia | - | - | 1 |
| Megan Smith | - | 1 | 1 |
| Kayla Sok | - | 1 | 1 |

13 Players

22 24 46

Walk-Off RBIs/Runs (a run that ends the game on that play)

| Player | WO RBIs | WO Runs | WO Plays |
|-----------------|---------|---------|----------|
| Kiera Wright | 2 | 2 | 2 |
| Katie Byrd | 2 | 1 | 2 |
| Shelby Thompson | 1 | 1 | 2 |
| Kristen Parker | - | 2 | 2 |
| Jaylor Adams | 1 | - | 1 |
| Kelsey Munoz | - | 1 | 1 |
| Megan Smith | - | - | 1 |

7 Players

6 6 12

NCAA TOURNAMENT HISTORY

► 11 NCAA Tournament Appearances (16-22)

| Year | Date | Site | SDSU Seed | Opp. Seed | Opp. | Result |
|--------|--------|-------------------------|-------------------------|----------------|-------------------|------------|
| 2001 | May 17 | Los Angeles, CA (UCLA) | 4 | 3 | CSUN | W, 2-0 |
| | May 18 | | 4 | 5 | Wisconsin | W, 1-0 |
| | May 19 | | 4 | 1 | UCLA | L, 1-3 |
| | | | 4 | 5 | Wisconsin | W, 6-1 |
| | May 20 | 4 | 1 | UCLA | L, 0-11 (5) | |
| 2003 | May 15 | Fullerton, CA (CSUF) | 5 | 4 | Louisiana | L, 0-6 |
| | May 16 | | 5 | 8 | Rider | W, 2-1 |
| 2006 | May 19 | Los Angeles, CA (UCLA) | 2 | 3 | Long Beach St. | L, 0-1 |
| | May 20 | | 2 | 4 | Missouri St. | W, 1-0 |
| | | | 2 | 3 | Long Beach St. | W, 3-1 |
| | May 21 | | 2 | 1 | UCLA | L, 0-7 |
| | 2008 | May 16 | Fresno, CA (Fresno St.) | 2 | 3 | California |
| May 17 | 2 | 4 | | Sacramento St. | W, 7-1 | |
| | 2 | 1 | | Fresno St. | L, 0-2 (11) | |
| 2009 | May 15 | Tempe, AZ (Arizona St.) | 4 | 1 | Arizona St. | L, 0-5 |
| | May 16 | | 4 | 3 | Cal St. Fullerton | L, 2-8 |
| 2010 | May 21 | Los Angeles, CA (UCLA) | 2 | 3 | Fresno St. | W, 3-2 |
| | May 22 | | 2 | 1 | UCLA | L, 3-4 |
| | | | 2 | 3 | Fresno St. | L, 3-4 |
| 2011 | May 20 | Tempe, AZ (Arizona St.) | 3 | 2 | Long Beach St. | L, 2-6 |
| | May 21 | | 3 | 4 | North Dakota St. | W, 5-4 |
| | | | 3 | 2 | Long Beach St. | W, 6-4 (9) |
| | May 22 | 3 | 1 | Arizona St. | L, 1-6 | |
| 2012 | May 18 | Los Angeles, CA (UCLA) | 3 | 2 | Florida St. | W, 1-0 |
| | May 19 | | 3 | 4 | Hofstra | L, 0-2 |
| | | | 3 | 2 | Florida St. | W, 1-0 |
| | May 20 | 3 | 4 | Hofstra | L, 1-2 | |
| 2013 | May 17 | Tempe, AZ (Arizona St.) | 3 | 2 | Georgia | L, 3-9 |
| | May 18 | | 3 | 4 | San Jose St. | W, 5-2 |
| | | | 3 | 2 | Georgia | L, 2-3 |
| 2014 | May 16 | Tempe, AZ (Arizona St.) | 3 | 2 | Michigan | L, 7-8 (9) |
| | May 17 | | 3 | 4 | Dartmouth | W, 8-0 (6) |
| | | | 3 | 2 | Michigan | L, 1-9 (8) |
| 2015 | May 15 | Los Angeles, CA (UCLA) | 3 | 2 | Texas | L, 3-8 |
| | May 16 | | 3 | 4 | CSUN | W, 5-4 |
| | | | 3 | 2 | Texas | W, 4-3 (9) |
| | May 17 | 3 | 1 | UCLA | L, 0-8 (6) | |

2001 (3-2)

NCAA Regional 1 ♦ No. 4 seed
May 17-20, 2001 ♦ Los Angeles, Calif.

| GAME 3 - May 17, 2001 | 123 | 456 | 7 | R | H | E |
|---|-----|-----|---|---|---|---|
| No. 4 San Diego State | 001 | 100 | 0 | - | 2 | 7 |
| No. 3 Cal State Northridge | 000 | 000 | 0 | - | 0 | 1 |
| Durazo and Johnson; Farnworth and Cueva. W - Durazo. L - Farnworth. | | | | | | |

| GAME 6 - May 18, 2001 | 123 | 456 | 7 | R | H | E |
|--|-----|-----|---|---|---|---|
| No. 5 Wisconsin | 000 | 000 | 0 | - | 0 | 1 |
| No. 4 San Diego State | 000 | 000 | 1 | - | 1 | 5 |
| Kirchberg and Starry; Durazo and Johnson. W - Durazo. L - Kirchberg. | | | | | | |

| GAME 9 - May 19, 2001 | 123 | 456 | 7 | R | H | E |
|---|-----|-----|---|---|---|---|
| No. 4 San Diego State | 000 | 100 | 0 | - | 1 | 3 |
| No. 1 UCLA | 001 | 011 | x | - | 3 | 8 |
| Durazo and Johnson; Goerl and Nuveman. W - Goerl. L - Durazo. HR: Kovensky (SDSU), Mims (UCLA). | | | | | | |

| GAME 10 - May 19, 2001 | 123 | 456 | 7 | R | H | E |
|--|-----|-----|---|---|---|---|
| No. 4 San Diego State | 000 | 000 | 6 | - | 6 | 9 |
| No. 5 Wisconsin | 000 | 010 | 0 | - | 1 | 3 |
| Durazo and Johnson; Kirchberg and Starry. W - Durazo. L - Kirchberg. | | | | | | |

| GAME 11 - May 20, 2001 | 123 | 45 | R | H | E |
|--|-----|----|---|----|----|
| No. 1 UCLA | 131 | 42 | - | 11 | 14 |
| No. 4 San Diego State | 000 | 00 | - | 0 | 1 |
| Freed and Nuveman; Durazo and Johnson. W - Freed. L - Durazo. HR: Ramos (UCLA), Nuveman (UCLA), Dale (UCLA). | | | | | |

2003 (1-2)

NCAA Regional 6 ♦ No. 5 seed
May 15-18, 2003 ♦ Fullerton, Calif.

| GAME 1 - May 15, 2003 | 123 | 456 | 7 | R | H | E |
|---|-----|-----|---|---|---|---|
| No. 5 San Diego State | 000 | 000 | 0 | - | 0 | 0 |
| No. 4 Louisiana-Lafayette | 100 | 005 | x | - | 6 | 7 |
| Velasquez and Grahlman. Mitchell and Webre. W - Mitchell. L - Velasquez. HR: McMurty (ULL), Gomez (ULL), Grayson (ULL). | | | | | | |

| GAME 5 - May 15, 2003 | 123 | 456 | 7 | R | H | E |
|--|-----|-----|---|---|---|---|
| No. 8 Rider | 000 | 100 | 0 | - | 1 | 4 |
| No. 5 San Diego State | 001 | 100 | x | - | 2 | 5 |
| Beintema and Carrabus. DeSanta and Touhey. W - DeSanta. L - Beintema. HR: Farley (RID), Murphy (SDSU). | | | | | | |

| GAME 9 - May 16, 2003 | 123 | 456 | 7 | R | H | E |
|---|-----|-----|---|---|---|---|
| No. 3 Oregon | 002 | 011 | 0 | - | 4 | 6 |
| No. 5 San Diego State | 000 | 010 | 0 | - | 1 | 5 |
| Meashintubby, Vidlund (5) and Poore. DeSanta, Velasquez (6) and Touhey. W - Meashintubby. L - DeSanta. HR: Vidlund (ORE). | | | | | | |

2006 (2-2)

NCAA Regional 1 ♦ No. 2 seed
May 19-21, 2006 ♦ Los Angeles, Calif.

| GAME 1 - May 19, 2006 | 123 | 456 | 7 | R | H | E |
|---|-----|-----|---|---|---|---|
| No. 3 Long Beach State | 000 | 001 | 0 | - | 1 | 3 |
| No. 2 San Diego State | 000 | 000 | 0 | - | 0 | 2 |
| Turner and LeSage; Ross and Floros. W - Turner. L - Ross. | | | | | | |

| GAME 4 - May 20, 2006 | 123 | 456 | 7 | R | H | E |
|---|-----|-----|---|---|---|---|
| No. 2 San Diego State | 100 | 000 | 0 | - | 1 | 3 |
| No. 4 Missouri State | 000 | 000 | 0 | - | 0 | 1 |
| Velasquez and Floros; Porche and Ballard. W - Velasquez. L - Porche. HR: Floros (SDSU). | | | | | | |

| GAME 5 - May 20, 2006 | 123 | 456 | 7 | R | H | E |
|---|-----|-----|---|---|---|---|
| No. 2 San Diego State | 000 | 003 | 0 | - | 3 | 6 |
| No. 3 Long Beach State | 000 | 100 | 0 | - | 1 | 2 |
| Ross and Floros; Turner and LeSage. W - Ross. L - Turner. | | | | | | |

NCAA TOURNAMENT HISTORY

GAME 6 - May 21, 2006

| | 123 | 456 | 7 | | R | H | E |
|-----------------------|-----|-----|---|---|---|---|---|
| No. 1 UCLA | 010 | 006 | 0 | - | 7 | 7 | 0 |
| No. 4 San Diego State | 000 | 000 | 0 | - | 0 | 4 | 2 |

Selden and Zaplatosch; Ross, Velasquez (6) and Floros. W - Selden. L - Ross. HR: Herrera (UCLA).

2008 (1-2)

NCAA Regional 16 ♦ No. 2 seed
May 16-18, 2008 ♦ Fresno, Calif.

GAME 1 - May 16, 2008

| | 123 | 456 | 7 | | R | H | E |
|-----------------------|-----|-----|---|--|---|---|---|
| No. 3 California | 000 | 102 | 1 | | 4 | 6 | 1 |
| No. 2 San Diego State | 100 | 000 | 0 | | 1 | 7 | 1 |

Drewrey and Meyer; Ross and McDonald. W - Drewrey. L - Ross. HR: Leomiti (CAL)

GAME 4 - May 17, 2008

| | 123 | 456 | 7 | | R | H | E |
|------------------------|-----|-----|---|--|---|----|---|
| No. 2 San Diego State | 013 | 003 | 0 | | 7 | 10 | 1 |
| No. 4 Sacramento State | 001 | 000 | 0 | | 1 | 6 | 2 |

Ross, Beasley (4) and McDonald, Floros (7); Schaefer, Clifford (3) and Schloredt. W - Beasley. L - Schaefer. HR: McDonald (SDSU)

GAME 5 - May 17, 2008

| | 123 | 456 | 789 | 01 | R | H | E |
|-----------------------|-----|-----|-----|----|---|----|---|
| No. 1 Fresno State | 000 | 000 | 000 | 02 | 2 | 12 | 1 |
| No. 2 San Diego State | 000 | 000 | 000 | 00 | 0 | 4 | 1 |

Melloh and Stiglich; Ross and McDonald. W - Melloh. L - Ross.

2009 (0-2)

NCAA Regional 10 ♦ No. 4 seed
May 15-16, 2009 ♦ Tempe, Ariz.

GAME 2 - May 15, 2009

| | 123 | 456 | 7 | | R | H | E |
|-----------------------|-----|-----|---|--|---|----|---|
| No. 4 San Diego State | 000 | 000 | 0 | | 0 | 5 | 1 |
| No. 1 Arizona State | 100 | 301 | x | | 5 | 10 | 2 |

Micetich, Beasley (4), Micetich (4) and Floros; Bach and Welty. W - Bach. L - Micetich.

GAME 4 - May 16, 2009

| | 123 | 456 | 7 | | R | H | E |
|---------------------------|-----|-----|---|--|---|----|---|
| No. 4 San Diego State | 000 | 020 | 0 | | 2 | 7 | 0 |
| No. 3 Cal State Fullerton | 202 | 013 | x | | 8 | 10 | 1 |

Beasley, Micetich (5) and Floros; Cervantes and Lupinetti. W - Cervantes. L - Beasley. HR: Harrison 2 (CSUF), Anderson (CSUF), Lupinetti (CSUF), LeMond (CSUF).

2010 (1-2)

NCAA Regional 5 ♦ No. 2 seed
May 21-22, 2010 ♦ Los Angeles, Calif.

GAME 1 - May 21, 2010

| | 123 | 456 | 7 | | R | H | E |
|-----------------------|-----|-----|---|--|---|---|---|
| No. 3 Fresno State | 000 | 000 | 2 | | 2 | 5 | 0 |
| No. 2 San Diego State | 000 | 003 | x | | 3 | 8 | 1 |

Moses and Griffin; Beasley and Sahatdjian. W - Beasley. L - Moses. HR: Moses (FS), Sahatdjian (SDSU).

GAME 3 - May 22, 2010

| | 123 | 456 | 7 | | R | H | E |
|-----------------------|-----|-----|---|--|---|---|---|
| No. 2 San Diego State | 010 | 000 | 2 | | 3 | 8 | 1 |
| No. 1 UCLA | 001 | 011 | 1 | | 4 | 6 | 1 |

Beasley and Sahatdjian; Macon and Shull. W - Macon. L - Beasley. HR: Langenfeld (UCLA), Murray (UCLA), Camuso (UCLA).

GAME 4 - May 22, 2010

| | 123 | 456 | 7 | | R | H | E |
|-----------------------|-----|-----|---|--|---|---|---|
| No. 2 San Diego State | 001 | 200 | 0 | | 3 | 5 | 0 |
| No. 3 Fresno State | 400 | 000 | x | | 4 | 4 | 1 |

Beasley, Micetich (1) and Sahatdjian; Moses and Griffin. W - Moses. L - Beasley. HR: Wisneski (SDSU), Moore (FS).

2011 (2-2)

NCAA Regional 1 ♦ No. 3 seed
May 20-22, 2011 ♦ Tempe, Ariz.

GAME 1 - May 20, 2011

| | 123 | 456 | 7 | | R | H | E |
|------------------------|-----|-----|---|--|---|----|---|
| No. 3 San Diego State | 001 | 100 | 0 | | 2 | 5 | 3 |
| No. 2 Long Beach State | 000 | 510 | x | | 6 | 10 | 1 |

Micetich, Beasley (4) and Kr. May; Jones-Wesley, Petty (5) and Sandoval, Garcia (5). W - Jones-Wesley. L - Micetich. HR: Marquez (SDSU).

GAME 4 - May 21, 2011

| | 123 | 456 | 7 | | R | H | E |
|--------------------------|-----|-----|---|--|---|---|---|
| No. 3 San Diego State | 004 | 001 | 0 | | 5 | 7 | 1 |
| No. 4 North Dakota State | 400 | 000 | 0 | | 4 | 6 | 1 |

Beasley and Sahatdjian; Johnson and Ortega. W - Beasley. L - Johnson. HR: Maeva 2 (SDSU), Konz (NDSU).

GAME 5 - May 21, 2011

| | 123 | 456 | 789 | | R | H | E |
|------------------------|-----|-----|-----|--|---|---|---|
| No. 2 Long Beach State | 210 | 001 | 000 | | 4 | 6 | 2 |
| No. 3 San Diego State | 100 | 200 | 102 | | 6 | 7 | 1 |

Petty, Jones-Wesley (4) and Garcia, Sandoval (4); Beasley, Micetich (5) and Sahatdjian. W - Micetich. L - Jones-Wesley. HR: Miles 2 (SDSU).

GAME 6 - May 22, 2011

| | 123 | 456 | 7 | | R | H | E |
|-----------------------|-----|-----|---|--|---|---|---|
| No. 1 Arizona State | 100 | 001 | 4 | | 6 | 9 | 2 |
| No. 3 San Diego State | 000 | 001 | 0 | | 1 | 4 | 3 |

Escobedo and Castillo; Beasley, Micetich (7) and Sahatdjian. W - Escobedo. L - Beasley. HR: Boyd (ASU), Lockwood (ASU).

2012 (2-2)

NCAA Regional 12 ♦ No. 3 seed
May 18-20, 2012 ♦ Los Angeles, Calif.

GAME 1 - May 18, 2012

| | 123 | 456 | 7 | | R | H | E |
|-----------------------|-----|-----|---|--|---|---|---|
| No. 3 San Diego State | 010 | 000 | 0 | | 1 | 5 | 0 |
| No. 2 Florida State | 000 | 000 | 0 | | 0 | 4 | 1 |

Micetich and Kr. May; Perry and Gomez. W - Micetich. L - Perry.

GAME 3 - May 19, 2012

| | 123 | 456 | 7 | | R | H | E |
|-----------------------|-----|-----|---|--|---|---|---|
| No. 4 Hofstra | 020 | 000 | 0 | | 2 | 4 | 0 |
| No. 3 San Diego State | 000 | 000 | 0 | | 0 | 2 | 1 |

Galati and Crews; Arbino and Kr. May. W - Galati. L - Arbino.

GAME 5 - May 19, 2012

| | 123 | 456 | 7 | | R | H | E |
|-----------------------|-----|-----|---|--|---|---|---|
| No. 2 Florida State | 000 | 000 | 0 | | 0 | 5 | 3 |
| No. 3 San Diego State | 000 | 100 | x | | 1 | 1 | 0 |

Waldrop, Nori (3), Perry (4) and Gomez; Micetich and Kr. May. W - Micetich. L - Nori.

GAME 6 - May 20, 2012

| | 123 | 456 | 7 | | R | H | E |
|-----------------------|-----|-----|---|--|---|---|---|
| No. 3 San Diego State | 000 | 100 | 0 | | 1 | 5 | 1 |
| No. 4 Hofstra | 000 | 110 | x | | 2 | 4 | 0 |

Micetich, Arbino (5) and Kr. May; Galati and Crews. W - Galati. L - Micetich.

NCAA TOURNAMENT HISTORY

2013 (1-2)

NCAA Regional 5 ♦ No. 3 seed
May 17-18, 2013 ♦ Tempe, Ariz.

| <u>GAME 1 - May 17, 2013</u> | <u>123</u> | <u>456</u> | <u>7</u> | <u>R</u> | <u>H</u> | <u>E</u> |
|---|------------|------------|----------|----------|----------|----------|
| No. 3 San Diego State | 003 | 000 | 0 | 3 | 5 | 2 |
| No. 2 Georgia | 320 | 130 | x | 9 | 15 | 0 |
| Arbino, O'Toole (3) and Kr. May; Wilkinson, Montemayor (4) and Browne. W - Montemayor. L - Arbino. HR: Swafford (UGA), Puailoa (UGA). | | | | | | |

| <u>GAME 4 - May 18, 2013</u> | <u>123</u> | <u>456</u> | <u>7</u> | <u>R</u> | <u>H</u> | <u>E</u> |
|--|------------|------------|----------|----------|----------|----------|
| No. 4 San José State | 100 | 000 | 1 | 2 | 5 | 1 |
| No. 3 San Diego State | 001 | 040 | x | 5 | 6 | 0 |
| Pridmore and Garcia; Arbino, O'Toole (7) and Kr. May. W - Arbino. L - Pridmore. HR: Collins (SJSU), Garcia (SJSU), Jackson (SDSU). | | | | | | |

| <u>GAME 5 - May 18, 2013</u> | <u>123</u> | <u>456</u> | <u>7</u> | <u>R</u> | <u>H</u> | <u>E</u> |
|--|------------|------------|----------|----------|----------|----------|
| No. 2 Georgia | 003 | 000 | 0 | 3 | 6 | 2 |
| No. 3 San Diego State | 000 | 020 | 0 | 2 | 7 | 1 |
| Montemayor and Browne; O'Toole and Kr. May. W - Montemayor. L - O'Toole. HR: Wilson (UGA), Jackson (SDSU). | | | | | | |

2014 (1-2)

NCAA Regional 9 ♦ No. 3 seed
May 16-17, 2014 ♦ Tempe, Ariz.

| <u>GAME 1 - May 16, 2014</u> | <u>123</u> | <u>456</u> | <u>789</u> | <u>R</u> | <u>H</u> | <u>E</u> |
|---|------------|------------|------------|----------|----------|----------|
| No. 3 San Diego State | 121 | 000 | 300 | 7 | 6 | 2 |
| No. 2 Michigan | 321 | 100 | 001 | 8 | 15 | 1 |
| O'Toole and Dinner, Orlando (6), Dinner (7); Wagner, Betsa (2), Driesenga (7), Wagner (7) and Sweet. W - Wagner. L - O'Toole. HR: Mathis (SDSU), Jackson (SDSU), Lawrence (UM). | | | | | | |

| <u>GAME 4 - May 17, 2014</u> | <u>123</u> | <u>456</u> | <u>R</u> | <u>H</u> | <u>E</u> |
|---|------------|------------|----------|----------|----------|
| No. 4 Dartmouth | 000 | 000 | 0 | 5 | 1 |
| No. 3 San Diego State | 003 | 401 | 8 | 10 | 1 |
| Rumley, McCalmon (4), Sissel (5) and St. Romain; O'Toole, Romero (5) and Dinner, Orlando (4). W - O'Toole. L - Rumley. HR: Jordan (SDSU), Miles (SDSU). | | | | | |

| <u>GAME 5 - May 17, 2014</u> | <u>123</u> | <u>456</u> | <u>R</u> | <u>H</u> | <u>E</u> |
|---|------------|------------|----------|----------|----------|
| No. 2 Michigan | 021 | 402 | 9 | 12 | 2 |
| No. 3 San Diego State | 000 | 100 | 1 | 4 | 3 |
| Betsa, Wagner (6) and Sweet; O'Toole, Romero (5) and Dinner. W - Betsa. L - O'Toole. HR: Romero (Michigan). | | | | | |

2015 (2-2)

NCAA Regional 7 ♦ No. 3 seed
May 15-17, 2015 ♦ Los Angeles, Calif.

| <u>GAME 1 - May 15, 2015</u> | <u>123</u> | <u>456</u> | <u>7</u> | <u>R</u> | <u>H</u> | <u>E</u> |
|---|------------|------------|----------|----------|----------|----------|
| No. 3 San Diego State | 300 | 000 | 0 | 3 | 7 | 0 |
| No. 2 Michigan | 511 | 100 | x | 8 | 9 | 2 |
| Romero and Peres; Smith and Shireman. W - Smith. L - Romero. HR: Shireman (UT). | | | | | | |

| <u>GAME 4 - May 16, 2015</u> | <u>123</u> | <u>456</u> | <u>7</u> | <u>R</u> | <u>H</u> | <u>E</u> |
|--|------------|------------|----------|----------|----------|----------|
| No. 4 CSUN | 101 | 110 | 0 | 4 | 8 | 0 |
| No. 3 San Diego State | 004 | 001 | x | 5 | 9 | 2 |
| Elder, Conley (3) and Hooper; Romero and Peres. W - Romero. L - Elder. HR: Horne (CSUN), Bauer (SDSU). | | | | | | |

| <u>GAME 5 - May 16, 2015</u> | <u>123</u> | <u>456</u> | <u>789</u> | <u>R</u> | <u>H</u> | <u>E</u> |
|--|------------|------------|------------|----------|----------|----------|
| No. 2 Texas | 000 | 002 | 100 | 3 | 9 | 0 |
| No. 3 San Diego State | 001 | 001 | 101 | 4 | 6 | 1 |
| Wright, Davis (6), Wright (8) and Shireman; Romero and Peres. W - Romero. L - Wright. HR: Tunning (UT), Shireman (UT), Peres (SDSU), Miles (SDSU), Stewart (SDSU). | | | | | | |

SDSU NCAA TOURNAMENT RECORDS

BATTING AVG.

| | |
|---------------------------------|-----|
| 1. Jessica Camello (2010) | 545 |
| 2. Tony McCorkle (2009) | 500 |
| 3. Janna Kovensky (2001) | 462 |

RBI

| | |
|---------------------------------|---|
| 1. Patrice Jackson (2013) | 7 |
| 2. Justeen Maeva (2011) | 6 |
| 3. Kayla Jordan (2014) | 5 |

SLUGGING PCT.

| | |
|---------------------------------|-------|
| 1. Patrice Jackson (2013) | 1.111 |
| 2. Hayley Miles (2014) | 1.000 |
| 3. Justeen Maeva (2011) | .917 |

WALKS

| | |
|-------------------------------|---|
| 1. Sydnee Cable (2014) | 5 |
| 2. Hayley Miles (2014) | 4 |
| Lindsey Marquez (2011) | 4 |
| Brittany Knudsen (2018) | 4 |

ON BASE PCT.

| | |
|---------------------------------|------|
| 1. Sydnee Cable (2014) | .778 |
| 2. Hayley Miles (2014) | .700 |
| 3. Jessica Camello (2010) | .545 |

STOLEN BASES

| | |
|------------------------------|---|
| 1. Kayla Jordan (2015) | 2 |
| Tamani Wells (2008) | 2 |
| Jennifer Funk (2003) | 2 |

AT-BATS

| | |
|---------------------------------|----|
| 1. Joann Figueroa (2001) | 16 |
| 2. Jessica Camello (2011) | 15 |
| 3. Four tied at | 14 |

WINS

| | |
|-------------------------------|---|
| 1. Sandra Durazo (2001) | 3 |
| 2. Erica Romero (2015) | 2 |
| Bailey Micetich (2012) | 2 |

RUNS

| | |
|---------------------------------|---|
| 1. Lindsey Marquez (2011) | 4 |
| 2. Hayley Miles (2015) | 3 |
| Monica Downey (2014) | 3 |

ERA

| | |
|---------------------------------|---------------|
| 1. Bailey Micetich (2010) | 0.00 (5.2 IP) |
| 2. Bailey Micetich (2012) | 0.39 |
| 3. Rebecca Arbino (2012) | 0.78 |
| Celena Velasquez (2006) | 0.78 |

HITS

| | |
|---------------------------------|---|
| 1. Jessica Camello (2010) | 6 |
| Janna Kovensky (2001) | 6 |
| 3. Lorena Bauer (2015) | 5 |
| Kayla Jordan (2015) | 5 |
| Justeen Maeva (2011) | 5 |

STRIKEOUTS

| | |
|---------------------------------|----|
| 1. Bailey Micetich (2012) | 28 |
| 2. Sandra Durazo (2001) | 26 |
| 3. Christina Ross (2006) | 21 |

HOME RUNS

| | |
|---------------------------------|---|
| 1. Patrice Jackson (2013) | 2 |
| Justeen Maeva (2011) | 2 |
| Hayley Miles (2011) | 2 |

ALL-TIME LETTERWINNERS

A

| | |
|----------------------|----------------|
| Adams, Taylor | 2018-19 |
| Acuff, Rachel | 1993-94 |
| Aguinaga, Tashie | 2000-01 |
| Ahern, Sara | 1989-91 |
| Alnes, Monica | 2006-07, 09-10 |
| Andrade, Helen | 1983 |
| Ames, Joenell | 1992 |
| Andrews, Tracey | 1992 |
| Arbino, Rebecca | 2012-13 |
| Atkins, Tara | 1998 |
| Ayers, Maddi | 2019 |

B

| | |
|-----------------------|----------------|
| Banker, Karen | 1987 |
| Banks, Carol | 1988 |
| Barkley, Brenda | 1984-85 |
| Bauer (Klopp), Lorena | 2011-12-13, 15 |
| Beasley, Amanda | 2004-07 |
| Beasley, Samantha | 2008-11 |
| Bence, Vicki | 1986 |
| Benson, Kathy | 1977, 79-81 |
| Benson, Stacy | 1985 |
| Best, Roxanne | 1986 |
| Bone, Chasm | 1996 |
| Bonilla, Joie | 1994-95 |
| Boyer, Bree | 2003-06 |
| Briscoe, Jenny | 1995-97 |
| Bufardeci, Kayla | 2013-15 |
| Bundrick, Brandi | 1996-97 |
| Bunker, Kelly | 1999 |
| Burford, Debra | 1991 |
| Burton, Jamie | 2003-06 |
| Byrd, Katie | 2016-19 |
| Byrne, Christina | 1998 |

C

| | |
|--------------------|-------------|
| Cable, Sydnee | 2014-17 |
| Caldwell, Julie | 1989-90 |
| Camacho, Adrienne | 1996-97 |
| Camello, Jessica | 2009-11 |
| Camello, Samantha | 2015-16 |
| Campa, Jacki | 2012 |
| Campbell, Stevie | 1993, 95 |
| Campbell, Susanne | 1989-91 |
| Carranza, Kristen | 2005 |
| Caron, Bridgette | 2003-04 |
| Catron, Olivia | 2000 |
| Casillas, Taryin | 2005-07, 09 |
| Chamberlain, Tonya | 1990 |
| Chapel, Stephanie | 1990-93 |
| Clancy, Julie | 1991-92 |
| Clark, Jamie | 1995-97 |
| Cochran, Katie | 2005 |
| Coleman, Cindy | 1976-77 |
| Connors, Kaitlin | 2013-15 |
| Contreras, Malina | 1999-00 |
| Cook, Nancy | 1978 |
| Corder, Tiffany | 2012-13 |
| Craft, Lacey | 2003-05 |
| Crane, Colleen | 1982 |
| Crosby, Michele | 1986 |
| Crusick, Mary | 1980-81 |
| Cruz, Bianca | 2003-04 |

D

| | |
|----------------|---------|
| Daigle, Alysha | 2006 |
| Davison, Debra | 1977-79 |

| | |
|-------------------|---------|
| DeSanto, Bre | 2002-03 |
| Dine, Aimee | 1997 |
| Dinner, Dominique | 2013-14 |
| Dixon, Bev | 1975-77 |
| Dodge, Sue | 1981-82 |
| Dotson, Barbara | 1991-93 |
| Downey, Monica | 2013-14 |
| Droback, Jennifer | 1988-91 |
| Dufrene, Denise | 1997 |
| Dunne, Kerry | 1979 |
| Dunckel, Christie | 1992 |
| Durazo, Sandra | 1998-01 |

E

| | |
|------------------|---------|
| Ehrsam, Summer | 1999-02 |
| Eigner, Jackie | 1997-98 |
| Eldredge, Kellie | 1987 |
| Ercolano, Ashley | 2016 |
| Erickson, Katie | 2007-09 |
| Espanol, Lori | 1981 |

F

| | |
|---------------------|---------|
| Fall, Mary | 1979 |
| Fernandes, Rhonda | 1979-80 |
| Fick, Jordyn | 2018 |
| Figueras, Joann | 2001-04 |
| Finau, Fiana | 2012 |
| Finley, Valerie | 1989 |
| Fisher, Shauna | 2001 |
| Fitzgerald, Shannon | 1991-92 |
| Floras, Erin | 2006-09 |
| Formby, Alex | 2016-18 |
| Fraser, Kylie | 2019 |
| Fredrickson, Linda | 1981-83 |
| Frias, Liza | 1993 |
| Friesen, Chrystal | 1993-96 |
| Fruchtman, Cathy | 1977 |
| Funk, Jennifer | 2002-03 |

G

| | |
|-----------------------|-------------|
| Garcia, Alicia | 2019 |
| Glass, Julie | 1987 |
| Goff, Stacy | 1986-87 |
| Gonzales, Gina | 1989 |
| Gonzales, Lisa | 1994-97 |
| Goudy, Tiffany | 2000-02 |
| Grahman, Amber | 2002-03 |
| Gray, Devin | 2011 |
| Green, Brittany | 2003-04 |
| Green, Jessi | 2002 |
| Gregory, Korin | 1999-02 |
| Gutierrez, Alexis | 2000 |
| Gutjahr, Erryn | 1996-99 |

H

| | |
|-----------------------|---------|
| Hambly, Jennifer | 1992-93 |
| Hartung, Meagan | 2003-06 |
| Hensel, Kristy | 1996-98 |
| Hernandez, Mary | 1988 |
| Hershman, Sarah | 1999-02 |
| Hill, Iesha | 2018 |
| Hobbs, Janice | 1977-78 |
| Hoersch, Barb | 1978-80 |
| Hollingshead, Christy | 2006-07 |
| Hughes, Amber | 1977-79 |

I

| | |
|------------------|---------|
| Ignacio, Jaylene | 2014-17 |
|------------------|---------|

J

| | |
|----------------------|----------------|
| Jackson, Patrice | 2010, 12-14 |
| James, MJ | 2019 |
| Janelli, Cori | 2004-05 |
| Jensen, Sharon | 1991-92 |
| Johnson, Brooke | 2000 |
| Johnson, Candice | 1995-96 |
| Johnson, Connie | 1977 |
| Jordan, Kayla | 2012-15 |
| Jusay, Janina | 2018-19 |

K

| | |
|-------------------|---------|
| Kern, Cricket | 1991-92 |
| Kirk, Kristina | 2001 |
| Klein, Linda | 1980-82 |
| Knight, Cristy | 1989 |
| Knight, Stacy | 1982-83 |
| Knudsen, Brittany | 2007-10 |
| Kobold, Victoria | 2013-15 |
| Kovensky, Janna | 2001-04 |
| Kuczon, Dana | 1985-88 |
| Kulick, Christine | 2008-09 |

L

| | |
|-----------------|---------|
| Labor, Kellie | 1999-00 |
| Lara, Alice | 1985-86 |
| Larrabee, Lisa | 1982-83 |
| Larsen, Maria | 1988 |
| Lavery, Roshana | 2010-12 |
| Lockner, Lisa | 1977-80 |
| Long, Robin | 1987-89 |
| Lung, Leslie | 1988-89 |

M

| | |
|--------------------|----------------|
| MacAbee, Susie | 1980-82 |
| Maceranka, Kristin | 1986-89 |
| Mackey, Patty | 1980-83 |
| Maeva, Justeen | 2010-12 |
| Mahoney, Erin | 2003-05 |
| Malloy, Sharon | 1979 |
| Mang, Trish | 1987-88 |
| Maples, Melissa | 1992 |
| Markham, Chrissie | 2005-06 |
| Marquez, Christina | 1996-97 |
| Marquez, Lindsey | 2007-08, 10-11 |
| Mason, Shannon | 1985-86 |
| Mathis, Katie | 2011-14 |
| Matulik, Alicia | 1994-95 |
| Matulik, Kristin | 1994-95 |
| May, Kamerin | 2010-13 |
| May, Kristin | 2010-13 |
| Mays, Amy | 1988 |
| Mays, Barbara | 1985 |
| McCorkle, Tonye | 2008-09 |
| McCormick, Karen | 1991-94 |
| McDonald, Julie | 2016-18 |
| McDonald, Megan | 2005-08 |
| McNeil, Linda | 1977 |
| Medina, Valerie | 1979 |
| Mendez, Anna | 1989-91 |
| Menke, Lezlie | 1985-86 |
| Merriam, Gail | 1979 |
| Meshack, Zaria | 2015-18 |
| Metcalfe, Aris | 2016-19 |
| Metzler, Cindy | 1979-80 |
| Meyer, Nicky | 1994 |

| | |
|------------------------|----------------|
| Micetich, Bailey | 2009-12 |
| Michaels, Audrey | 1977 |
| Michie, Lisa | 1983, 85-86 |
| Miles, Hayley | 2011-12, 14-15 |
| Mohamed, Renae | 1996-97 |
| Montgomery, Priscilla | 1985 |
| Montoya, Jeannie | 1977 |
| Moreno, Marissa | 2017-19 |
| Morgan, Shannyn | 1998 |
| Moser, Cindy | 1982-85 |
| Munoz, Kelsey | 2018-19 |
| Murphy, Earline | 1981 |
| Murphy, Erin | 1984 |
| Murphy, Katy | 1982-85 |
| Murphy, Kelcy | 2001-04 |
| Myers, Julie | 1990-91 |
| Mytinger, Kasey | 2006-07 |

N

| | |
|-------------------|---------|
| Nordhagen, Kellie | 1999-02 |
| Norenberg, Laura | 1986 |

O

| | |
|-------------------|-------------|
| O'Toole, Danielle | 2013-14 |
| Orlando, Frankie | 2014, 16-17 |
| Owens, Melissa | 2006-07 |
| Ozaki, Kelly | 1995 |

P

| | |
|------------------------|-----------------|
| Parker, Kristen | 2017, 19 |
| Penrod, MarQuessa | 1993-96 |
| Percival, Sherri | 1985-86 |
| Peres, Jenavee | 2015-17 |
| Perettie, Lisa | 1989-91 |
| Pezdek, Amy | 1995 |
| Pfister, Sue | 1983-84 |
| Pierce, Sherry | 1993 |
| Polonia, Stefani | 2013 |
| Potiker, Donna | 1977 |
| Poulsen, Shanon | 1992-95 |
| Prato, Tina | 1992 |
| Puccio, Chris | 1998-99 |
| Punaro, Gina | 1997-98 |
| Putman, Michelle | 1990 |
| Putnam, Laura | 1984 |

Q

| | |
|-----------------------------|---------|
| Quichocho-Rosario, Stefanie | 2007-10 |
|-----------------------------|---------|

R

| | |
|------------------------|-------------|
| Reifschneider, Felicia | 2009-12 |
| Reid, Robyn | 1983-85 |
| Rice, Bonnie | 1984-85 |
| Rice, Shannon | 1994, 96 |
| Richards, Deanna | 2003-04 |
| Riley, Sheri | 1987-88 |
| Risquez, Anne Marie | 1995, 97-98 |
| Romero, Erica | 2014-17 |
| Rooney, Keri | 1998 |
| Rose, Ashley | 2009-12 |
| Ross, Christina | 2006-08 |
| Ruiz, Leia | 2013-16 |

S

| | |
|----------------|---------|
| Sahatdjan, Eva | 2010-11 |
| Sanders, Mya | 1981 |

ALL-TIME LETTERWINNERS / AWARDS AND HONORS

| | |
|--------------------|-------------|
| Santa Cruz, Kelley | 1996-98 |
| Saunders, Michelle | 1981-83 |
| Sears, Christy | 1999-00 |
| Seckel, Jennifer | 2001-02 |
| Sidoti, Dani | 2005, 07-09 |
| Silva, Lori | 1993-94 |
| Simpson, Tami | 1998-00 |
| Smiley, Lori | 1993-94 |
| Smith, Allison | 2005-06 |
| Smith, Megan | 2017-19 |
| Sok, Kayla | 2019 |
| Stewart, Taylor | 2015-18 |
| Stone, Jeannie | 1979 |
| Stowe, Tracy | 1990-92 |
| Sturdivant, Molly | 2016-19 |
| Sullivan, Kim | 1983-84 |
| Sullivan, Stacy | 1986-88 |
| Summers, Kelly | 1992 |
| Suttles, Gayle | 1981 |

T

| | |
|-------------------------|----------------|
| Thompson, Lori | 1985 |
| Thompson, Shelby | 2017-19 |
| Tornquist, Jennifer | 2001-02 |
| Touhey, Danielle | 2002-05 |
| Turken, Lori | 1982-85 |

U

| | |
|--------------|---------|
| Urban, Heidi | 1987-88 |
|--------------|---------|

V

| | |
|---------------------|---------|
| Vaca, Jacque | 2003 |
| Valenzuela, Vanessa | 2000 |
| Van Etten, Laura | 1978 |
| Varley, Kim | 1983 |
| Velasquez, Celena | 2003-06 |
| Vik, Lisa | 1981 |
| Vilarino, Joanne | 1984-85 |
| Villegas, Vanessa | 1999-01 |
| Vlot, Sam | 2016 |

W

| | |
|----------------------|----------------|
| Warne, Teresa | 1980 |
| Wells, Tamani | 2005-08 |
| Wendell, Diane | 1977 |
| Wesson, Michelle | 1988-91 |
| Westerlund, Christie | 1991-92 |
| Wetzstein, Sherie | 1978 |
| White, Kelly | 1996 |
| Wisneski, Jen | 2008-11 |
| Wolf, Traci | 2009-10 |
| Woolery, Jennifer | 1993-94 |
| Worley, Kathy | 1979-82 |
| Wright, Kiera | 2017-19 |

Z

| | |
|--------------|------|
| Zinsli, Dina | 1994 |
|--------------|------|

Bold indicates active player.

Louisville Slugger / NFCA All-American

| | |
|------|-------------------------------|
| 2017 | Jenavee Peres (Second Team) |
| 2012 | Hayley Miles (Third Team) |
| 2010 | Samantha Beasley (Third Team) |
| 2006 | Erin Floros (Third Team) |

Easton-Bell Sports All-American

| | |
|------|-------------------------------|
| 2013 | Lorena Bauer (First Team) |
| | Patrice Jackson (Second Team) |
| 2012 | Hayley Miles (Second Team) |
| 2011 | Bailey Micetich (Third Team) |
| 2008 | Christina Ross (Second Team) |
| 2006 | Erin Floros (First Team) |

CoSIDA Academic All-American

| | |
|------|--------------------------------|
| 2016 | Samantha Camello (Second Team) |
|------|--------------------------------|

USA Softball Collegiate PotY Watch List

| | |
|------|---------------|
| 2018 | Jenavee Peres |
| 2017 | Jenavee Peres |
| 2014 | Hayley Miles |
| 2013 | Hayley Miles |
| 2007 | Erin Floros |

NFCA All-West Region

| | |
|------|--------------------------------|
| 2019 | Molly Sturdivant (Third Team) |
| 2018 | Alex Formby (Second Team) |
| 2017 | Jenavee Peres (First Team) |
| | Katie Byrd (Second Team) |
| | Zaria Meshack (Second Team) |
| | Taylor Stewart (Second Team) |
| | Molly Sturdivant (Second Team) |
| | Sydnee Cable (Third Team) |
| 2015 | Erica Romero (First Team) |
| | Kayla Jordan (Second Team) |
| | Jenavee Peres (Second Team) |
| | Lorena Bauer (Third Team) |
| 2014 | Patrice Jackson (First Team) |
| | Danielle O'Toole (Second Team) |
| | Sydnee Cable (Third Team) |
| 2013 | Lorena Bauer (First Team) |
| | Patrice Jackson (First Team) |
| | Rebecca Arbino (Second Team) |
| | Kamerin May (Second Team) |
| 2012 | Hayley Miles (Second Team) |
| 2011 | Justeen Maeva (Second Team) |
| 2010 | Samantha Beasley (First Team) |
| | Brittany Knudsen (Second Team) |
| | Justeen Maeva (Second Team) |
| 2008 | Christina Ross (Second Team) |
| 2007 | Brittany Knudsen (Second Team) |
| 2006 | Erin Floros (First Team) |
| | Meagan Hartung (Second Team) |
| | Christina Ross (Second Team) |
| 2004 | Celena Velasquez (Second Team) |
| | Janna Kovensky (Second Team) |
| | Kelcy Murphy (Second Team) |
| 2003 | Bre DeSanta (First Team) |
| | Joann Figueroa (Second Team) |
| | Celena Velasquez (Second Team) |
| 2002 | Bre DeSanta (Second Team) |
| | Tiffany Goudy (Second Team) |
| | Sarah Hershman (Second Team) |
| 2001 | Sandra Durazo (First Team) |
| | Sarah Hershman (Second Team) |
| 2000 | Kellie Nordhagen (First Team) |

| | |
|------|--------------------------------|
| 1999 | Kelly Labor (Second Team) |
| 1996 | Chrystal Friesen (Second Team) |
| 1993 | Stephanie Chapel (Second Team) |
| 1992 | Julie Clancy (Second Team) |

CoSIDA Academic All-District 8

| | |
|------|--------------------------------|
| 2016 | Samantha Camello (First Team) |
| 2012 | Hayley Miles (First Team) |
| 2010 | Brittany Knudsen (Second Team) |
| 2006 | Celena Velasquez (First Team) |
| 2004 | Kelcy Murphy |

MW Coach of the Year

| | |
|------|---------------|
| 2014 | Kathy Van Wyk |
| 2013 | Kathy Van Wyk |
| 2008 | Kathy Van Wyk |
| 2006 | Kathy Van Wyk |
| 2002 | Kathy Van Wyk |

MW Player of the Year

| | |
|------|------------------------|
| 2017 | Jenavee Peres |
| 2015 | Lorena Bauer |
| 2013 | Patrice Jackson |
| 2012 | Hayley Miles (Co-PotY) |

MW Pitcher of the Year

| | |
|------|------------------|
| 2014 | Danielle O'Toole |
| 2013 | Rebecca Arbino |
| 2010 | Samantha Beasley |
| 2008 | Christina Ross |
| 2006 | Christina Ross |
| 2004 | Celena Velasquez |
| 2003 | Celena Velasquez |
| 2002 | Bre DeSanta |
| 2001 | Sandra Durazo |

MW Defensive Player of the Year

| | |
|------|-----------------|
| 2018 | Shelby Thompson |
|------|-----------------|

MW Freshman of the Year

| | |
|------|------------------|
| 2017 | Shelby Thompson |
| 2015 | Jenavee Peres |
| 2013 | Danielle O'Toole |
| 2012 | Kayla Jordan |
| 2011 | Hayley Miles |
| 2009 | Bailey Micetich |
| 2006 | Erin Floros |
| 2003 | Celena Velasquez |
| 2002 | Bre DeSanta |

All-MW Team

(moved to two teams in 2014)

| | |
|------|-----------------------------------|
| 2019 | Shelby Thompson, SS (First Team) |
| | Taylor Adams, 1B (Second Team) |
| | Alicia Garcia, P (Second Team) |
| | Marissa Moreno, P (Second Team) |
| 2018 | Shelby Thompson, SS (First Team) |
| 2017 | Sydnee Cable, 1B (First Team) |
| | Zaria Meshack, OF (First Team) |
| | Jenavee Peres, C (First Team) |
| | Molly Sturdivant, 3B (First Team) |
| | Shelby Thompson, SS (First Team) |
| | Katie Byrd, 2B (Second Team) |
| 2016 | Samantha Camello, SS (First Team) |
| | Sydnee Cable, 1B (Second Team) |
| | Alex Formby, P (Second Team) |

ALL-TIME AWARDS AND HONORS

2015 Lorena Bauer, OF (*First Team*)
Kayla Jordan, OF (*First Team*)
Jenavee Peres, C (*First Team*)
Erica Romero, P (*First Team*)

2014 Jaylene Ignacio, OF (*First Team*)
Patrice Jackson, OF (*First Team*)
Danielle O'Toole, P (*First Team*)
Dominique Dinner, C (*Second Team*)
Katie Mathis, 2B (*Second Team*)

2013 Rebecca Arbino, P
Lorena Bauer, OF
Patrice Jackson, OF
Danielle O'Toole, P

2012 Rebecca Arbino, P
Patrice Jackson, OF
Kayla Jordan, OF
Justeen Maeva, 1B
Bailey Micetich, P
Hayley Miles, OF

2011 Jessica Camello, OF
Bailey Micetich, P
Hayley Miles, OF

2010 Samantha Beasley, P
Brittany Knudsen, OF
Justeen Maeva, 1B

2009 Samantha Beasley, P
Erin Floros, C
Brittany Knudsen, OF
Tonye McCorkle, OF
Bailey Micetich, P

2008 Erin Floros, 1B/3B/C
Megan McDonald, C
Christina Ross, P
Tamani Wells, OF

2007 Brittany Knudsen, OF
Lindsey Marquez, 2B/OF/C
Melissa Owens, P/SS/1B
Christina Ross, P

2006 Monica Alnes, 1B
Erin Floros, C
Meagan Hartung, OF
Christina Ross, P
Celena Velasquez, P

2005 Celena Velasquez, P

2004 Celena Velasquez, P
Kelcy Murphy, 3B
Meagan Hartung, SS/OF
Janna Kovensky, OF

2003 Bre DeSanta, P
Celena Velasquez, P
Jacque Vaca, 1B
Joann Figueroa, 2B
Erin Mahoney, SS

2002 Bre DeSanta, P
Sarah Hershman, 2B
Kelcy Murphy, 3B/1B
Joann Figueroa, 2B
Tiffany Goudy, OF
Janna Kovensky, OF
Kellie Nordhagen, OF

2001 Sandra Durazo, P
Sarah Hershman, 2B
Kellie Nordhagen, OF

2000 Sandra Durazo, P
Sarah Hershman, 2B
Kellie Nordhagen, OF

MW All-Tournament Team (ended in 2006)

2006 Monica Alnes, 1B
Taryin Casillas, 3B
Christina Ross, P
Tamani Wells, LF

2004 Cori Janelli, P
Danielle Touhey, C

2003 Celena Velasquez, P
Joann Figueroa, 2B
Jacque Vaca, 1B

2002 Bre DeSanta, P
Kelcy Murphy, 3B
Kellie Nordhagen, OF

2001 Sandra Durazo, P
Sarah Hershman, 2B
Molly McLean, OF

MW Scholar-Athlete

2019 Paige Barth

2018 Alex Formby
Alizae Umi

2017 Ashley Ercolano
Alex Formby
Frankie Orlando

2016 Samantha Camello
Ashley Ercolano
Alex Formby
Julie McDonald
Frankie Orlando

2015 Samantha Camello
Frankie Orlando

2014 Katie Mathis
Frankie Orlando

2013 Katie Mathis

2012 Tiffany Corder
Katie Mathis
Hayley Miles

2011 Devin Gray
Katie Mathis
Hayley Miles
Eva Sahatdjian

2010 Eva Sahatdjian

2008 Brittany Knudsen

2005 Celena Velasquez

Academic All-MW

2019 Katie Byrd
MJ James
Aris Metcalfe
Marissa Moreno
Kelsey Munoz
Shelby Thompson

2018 Katie Byrd
Alex Formby
Janina Jusay
Julie McDonald
Zaria Meshack
Kelsey Munoz
Megan Smith
Shelby Thompson

2017 Katie Byrd
Alex Formby
Jaylene Ignacio
Zaria Meshack
Marissa Moreno

Frankie Orlando
Megan Smith
Shelby Thompson

2016 Katie Byrd
Samantha Camello
Ashley Ercolano
Alex Formby
Jaylene Ignacio
Julie McDonald
Zaria Meshack
Frankie Orlando
Jenavee Peres
Leia Ruiz
Taylor Stewart

2015 Lorena Bauer
Kayla Bufardeci
Samantha Camello
Jaylene Ignacio
Victoria Kobold
Zaria Meshack
Hayley Miles
Leia Ruiz

2014 Kayla Bufardeci
Dominique Dinner
Jaylene Ignacio
Patrice Jackson
Katie Mathis
Hayley Miles
Frankie Orlando
Leia Ruiz
Andi Smith

2013 Kayla Bufardeci
Tiffany Corder
Dominique Dinner
Victoria Kobold
Katie Mathis
Leia Ruiz
Tiffany Corder

2012 Katie Mathis
Hayley Miles
Ashley Rose

2011 Devin Gray
Katie Mathis
Hayley Miles
Ashley Rose
Eva Sahatdjian

2010 Monica Alnes
Brittany Knudsen
Stefanie Quichocho-Rosario
Ashley Rose
Eva Sahatdjian

2009 Monica Alnes
Brittany Knudsen
Stefanie Quichocho-Rosario
Ashley Rose

2008 Katy Erickson
Erin Floros
Brittany Knudsen
Stefanie Quichocho-Rosario

2007 Monica Alnes
Katy Erickson
Brittany Knudsen
Stefanie Quichocho-Rosario

2006 Monica Alnes
Meagan Hartung
Celena Velasquez

2005 Lacey Craft
Meagan Hartung
Erin Mahoney
Celena Velasquez
Dani Sidoti

2004 Bridgette Caron
Lacey Craft
Janna Kovensky
Kelcy Murphy
Celena Velasquez

2003 Bridgette Caron
Bre DeSanta
Jennifer Funk
Kelcy Murphy

2002 Sandra Durazo
Janna Kovensky
Kelcy Murphy
Aubrey Ray

2001 Sandra Durazo
Janna Kovensky
Kelcy Murphy
Aubrey Ray

2000 Summer Ehrsam
Alexis Gutierrez
Kristal Montgomery

Louisville Slugger Nat'l Player of the Week

2012 Hayley Miles (April 24)

USA Softball Collegiate Player of the Week

2012 Hayley Miles (April 24)

MW Player of the Week

2017 Molly Sturdivant (Feb. 28)
Jenavee Peres (April 18)
Jenavee Peres (May 16)

2016 Jenavee Peres (March 1)

2015 Jenavee Peres (March 3)
Kayla Jordan (March 10)
Kayla Jordan (March 24)
Lorena Bauer (March 31)
Kayla Jordan (April 14)
Lorena Bauer (May 5)

2013 Lorena Bauer (Feb. 12)
Kristin May (March 5)
Patrice Jackson (March 19)
Lorena Bauer (May 14)

2012 Hayley Miles (March 13)
Hayley Miles (April 24)
Hayley Miles (May 15)

2011 Justeen Maeva (March 29)
Lorena Bauer (April 12)

2010 Brittany Knudsen (March 20)

2009 Jessica Camello (March 3)
Brittany Knudsen (March 17)

2008 Brittany Knudsen (Feb. 26)
Erin Floros (March 4)
Megan McDonald (April 22)

2007 Monica Alnes (March 20)

2006 Monica Alnes (April 25)
Erin Floros (May 8)

2005 Taryin Casillas (Feb. 8)

2004 Janna Kovensky (Feb. 16)
Kelcy Murphy (April 13)

2003 Janna Kovensky (Feb. 18)
Joann Figueroa (March 11)

ALL-TIME AWARDS AND HONORS

Jacque Vaca (April 1)
 2002 Sarah Hershman (Feb. 26)
 Kellie Nordhagen (March 19)
 Tiffany Goudy (April 9)
 2000 Kellie Nordhagen (Feb. 22)
 Christy Sears (Feb. 29)
 Kellie Labor (March 28)

MW Pitcher of the Week

2019 Marissa Moreno (May 7)
 2018 Alex Formby (Feb. 27)
 Alex Formby (April 10)
 Marissa Moreno (May 15)
 2017 Alex Formby (April 4)
 Erica Romero (April 18)
 2016 Erica Romero (Feb. 23)
 Alex Formby (May 3)
 2015 Erica Romero (Feb. 16)
 Erica Romero (March 10)
 Erica Romero (May 5)
 Erica Romero (May 11)
 2014 Danielle O'Toole (March 4)
 Danielle O'Toole (March 18)
 Danielle O'Toole (April 8)
 Danielle O'Toole (April 22)
 Danielle O'Toole (May 12)
 2013 Rebecca Arbino (Feb. 12)
 Rebecca Arbino (Feb. 26)
 Rebecca Arbino (April 2)
 Rebecca Arbino (April 23)
 Danielle O'Toole (April 30)
 Rebecca Arbino (May 14)
 2012 Rebecca Arbino (March 8)
 Bailey Micetich (April 17)
 Rebecca Arbino (April 24)
 Bailey Micetich (May 1)
 Bailey Micetich (May 8)
 2011 Samantha Beasley (March 10)
 Bailey Micetich (March 22)
 Bailey Micetich (April 12)
 Bailey Micetich (May 17)
 2010 Samantha Beasley (Feb. 16)
 Samantha Beasley (Feb. 23)
 Samantha Beasley (March 11)
 Samantha Beasley (March 23)
 Samantha Beasley (April 5)
 Samantha Beasley (April 12)
 Samantha Beasley (April 19)
 Samantha Beasley (May 4)
 Samantha Beasley (May 11)
 2009 Samantha Beasley (Feb. 24)
 Bailey Micetich (March 11)
 Samantha Beasley (March 17)
 Samantha Beasley (April 7)
 Bailey Micetich (April 14)
 Samantha Beasley (April 21)
 2008 Christina Ross (May 13)
 Christina Ross (May 6)
 Christina Ross (April 22)
 Christina Ross (April 8)
 Christina Ross (March 25)
 Christina Ross (March 18)
 Christina Ross (March 4)
 Christina Ross (Feb. 26)
 Christina Ross (Feb. 19)
 2007 Christina Ross (Feb. 20)

Melissa Owens (Feb. 27)
 Melissa Owens (March 27)
 Christina Ross (April 3)
 2006 Melissa Owens (March 8)
 Christina Ross (April 4)
 Celena Velasquez (April 18)
 2005 Celena Velasquez (Feb. 8)
 Celena Velasquez (March 1)
 Celena Velasquez (March 8)
 Celena Velasquez (May 9)
 2004 Celena Velasquez (Feb. 16)
 Cori Janelli (March 8)
 Cori Janelli (March 15)
 Celena Velasquez (April 13)
 Celena Velasquez (April 27)
 Celena Velasquez (May 4)
 2003 Bre DeSanta (Feb. 18)
 Bre DeSanta (March 11)
 Celena Velasquez (April 1)
 Celena Velasquez (April 15)
 2002 Bre DeSanta (March 5)
 Bre DeSanta (March 12)
 Bre DeSanta (April 2)
 Bre DeSanta (April 16)
 Bre DeSanta (April 30)
 Bre DeSanta (May 7)
 2001 Sandra Durazo (Feb. 7)
 Sandra Durazo (March 6)
 Sandra Durazo (April 3)
 Sandra Durazo (April 24)
 Sandra Durazo (May 8)
 2000 Sandra Durazo (March 28)
 Sandra Durazo (April 18)

All-WAC Team

1999 Kellie Labor (*First Team*)
 Chris Puccio (*Second Team*)
 1996 Jamie Clark (*Second Team*)
 Erryn Gutjahr (*Second Team*)
 Kelly White (*Second Team*)
 1995 Sharon Pouelsen (*Second Team*)
 1994 Sharon Pouelsen (*HM*)
 1993 Stephanie Chapel (*HM*)
 1992 Julie Clancy (*First Team*)
 Christie Dunkel (*First Team*)
 Tracey Andrews (*HM*)
 Barb Dotson (*HM*)
 Jenny Hambly (*HM*)
 Karen McCormick (*HM*)
 1991 Debbie Burford (*First Team*)
 Sue Campbell (*First Team*)
 Stephanie Chapel (*First Team*)
 Lisa Perettie (*First Team*)

WAC All-Tournament Team

1999 Kellie Labor
 1992 Julie Clancy
 Jennifer Hambly
 1991 Lisa Perettie

Academic All-WAC

1999 Tamara Simpson
 Erryn Gutjahr
 1998 Keri Rooney
 Gina Punaro
 Erryn Gutjahr

1997 Gina Punaro
 Jennifer Briscoe
 1996 Jennifer Briscoe
 1993 Jennifer Hambly
 1992 Tracy Stowe
 1991 Tracy Stowe

WAC Player of the Week

1999 Sandra Durazo (March 8)
 Summer Ehram (March 15)
 Sarah Hershman (May 10)
 1998 Tara Atkins (April 21)
 Sandra Durazo (April 28)
 1997 Renae Mohamed (Feb. 24)
 Renae Mohamed (March 10)
 1996 Shanon Rice (Feb. 19)
 Renae Mohamed (April 29)
 Jamie Clark (May 13)
 1994 Lisa Gonzales (Feb. 28)
 1992 Julie Clancy (April 21)

MISCELLANEOUS RECORDS

SINGLE-SEASON TEAM RECORDS

| | |
|----------------------------|-------------|
| Most Games Played | 71 (1985) |
| Most Wins | 44 (2008) |
| Fewest Wins | 8 (1978) |
| Most Losses | 40 (1987) |
| Fewest Losses | 13 (1977) |
| Best Overall Winning Pct. | .721 (2008) |
| Worst Overall Winning Pct. | .325 (1989) |

| | |
|-------------------------|----------------------------|
| Most Home Wins | 28 (2003) |
| Fewest Home Wins | 7 (1994, 1992, 1989, 1987) |
| Most Home Losses | 18 (1997, 1989) |
| Fewest Home Losses | 5 (2008) |
| Best Home Winning Pct. | .821 (2008) |
| Worst Home Winning Pct. | .288 (1989) |

| | |
|-------------------------|-----------------------------------|
| Most Road Wins | 12 (2015, 2004, 2001, 1997, 1991) |
| Fewest Road Wins | 3 (2005) |
| Most Road Losses | 19 (1988) |
| Fewest Road Losses | 3 (2015) |
| Best Road Winning Pct. | .800 (2015) |
| Worst Road Winning Pct. | .188 (2005) |

| | |
|---------------------|-----------|
| Most Neutral Wins | 14 (2002) |
| Fewest Neutral Wins | 0 (1982) |

| | |
|-------------------------------|----------------------|
| Most Conference Wins | 18 (2015) |
| Fewest Conference Wins | 1 (1984) |
| Most Conference Losses | 28 (1987) |
| Fewest Conference Losses | 3 (2012, 2006, 1991) |
| Best Conference Winning Pct. | .833 (2006) |
| Worst Conference Winning Pct. | .100 (1984) |

| | |
|----------------------------------|----------------------|
| Most Mountain West Wins | 18 (2015) |
| Fewest Mountain West Wins | 4 (2005) |
| Most Mountain West Losses | 16 (2005) |
| Fewest Mountain West Losses | 3 (2012, 2006, 2003) |
| Best Mountain West Winning Pct. | .833 (2006) |
| Worst Mountain West Winning Pct. | .200 (2005) |

| | |
|---------------------------|-----------------------------|
| Most Consecutive Wins | 13 (2013, 2011, 2006, 2003) |
| Most Consecutive Losses | 14 (1987) |
| Most Consecutive Shutouts | 7 (1985) |
| Highest Fielding Pct. | .972 (2001, 1991) |

SINGLE-SEASON BATTING RECORDS

| | |
|-----------------|------------------|
| Batting Average | .356 (2017) |
| At-Bats | 1,772 (1985) |
| Runs | 324 (2017, 2015) |
| Hits | 497 (2017) |
| Doubles | 79 (2012) |
| Triples | 18 (2002) |
| Home Runs | 63 (2015) |
| RBI | 295 (2017) |
| Total Bases | 758 (2015) |
| Slugging Pct. | .516 (2017) |
| Stolen Bases | 103 (1997) |
| Sacrifice Hits | 115 (1985) |
| Walks | 226 (2014) |
| On-Base Pct. | .418 (2017) |

SINGLE-SEASON PITCHING RECORDS

| | |
|----------------------------------|--------------|
| Lowest ERA | 0.80 (1985) |
| Wins | 44 (2008) |
| Saves | 9 (2017) |
| Complete Games | 62 (1985) |
| Shutouts | 22 (1985) |
| Innings Pitched | 502.2 (1985) |
| Strikeouts | 435 (2010) |
| Lowest Opponents Batting Average | .165 (1983) |

YEAR-BY-YEAR TRIPLE CROWN LEADERS *(since 1980)*

| BATTING <i>(min. 100 AB)</i> | | | | PITCHING <i>(min. 80 IP)</i> | | | |
|------------------------------|-------------------|----------------|-----------------|------------------------------|-------------------|-----------------|------------------|
| Year | Average | Home Runs | RBI | Year | ERA | Wins | Strikeouts |
| 2018 | Thompson (.336) | Adams (4) | Munoz (26) | 2019 | Moreno (3.01) | Moreno (12) | Moreno (120) |
| | | Munoz (4) | | 2018 | Formby (2.64) | Formby (10) | Moreno (81) |
| | | Sturdivant (4) | | 2017 | Romero (3.16) | Moreno (12) | Moreno (59) |
| 2018 | Byrd (.305) | Thompson (6) | Sturdivant (26) | 2016 | Formby (3.66) | Romero (15) | Romero (96) |
| 2017 | Peres (.454) | Peres (16) | Peres (60) | 2015 | Romero (3.29) | Romero (36) | Romero (171) |
| 2016 | Peres (.451) | Peres (9) | Sturdivant (32) | 2014 | O'Toole (1.91) | O'Toole (31) | O'Toole (196) |
| 2015 | Bauer (.415) | Bauer (19) | Bauer (67) | 2013 | O'Toole (1.81) | Arbino (21) | Arbino (201) |
| 2014 | Cable (.356) | Jackson (17) | Jackson (49) | 2012 | Arbino (2.02) | Micetich (17) | Micetich (198) |
| 2013 | Bauer (.401) | Jackson (18) | Bauer (49) | 2011 | Micetich (1.85) | Micetich (20) | Micetich (164) |
| 2012 | Miles (.429) | Miles (20) | Miles (49) | 2010 | S. Beasley (1.20) | S. Beasley (29) | S. Beasley (354) |
| 2011 | Maeva (.348) | Bauer (15) | Bauer (48) | 2009 | Micetich (1.79) | Micetich (19) | S. Beasley (227) |
| 2010 | J. Camello (.387) | Wisneski (5) | Maeva (36) | 2008 | Ross (1.00) | Ross (30) | Ross (275) |
| 2009 | Floros (.357) | Floros (4) | Floros (30) | 2007 | Ross (1.90) | Ross (23) | Ross (201) |
| 2008 | Wells (.330) | McDonald (5) | Floros (38) | 2006 | Ross (1.82) | Ross (17) | Ross (136) |
| 2007 | Knudsen (.386) | Alnes (4) | Alnes (25) | 2005 | Velasquez (1.19) | Velasquez (14) | Velasquez (211) |
| | | Knudsen (4) | | 2004 | Janelli (1.31) | Velasquez (16) | Velasquez (101) |
| | | Owens (4) | | 2003 | DeSanta (1.15) | DeSanta (18) | DeSanta (199) |
| 2006 | Floros (.388) | McDonald (6) | Alnes (32) | 2002 | DeSanta (1.36) | DeSanta (20) | DeSanta (155) |
| 2005 | Mahoney (.301) | Casillas (4) | Carranza (22) | 2001 | Durazo (1.97) | Durazo (30) | Durazo (203) |
| | | McDonald (4) | | 2000 | Durazo (2.15) | Durazo (25) | Durazo (114) |
| 2004 | Hartung (.364) | Murphy (4) | Murphy (35) | 1999 | Durazo (1.74) | Durazo (18) | Durazo (113) |
| 2003 | Vaca (.333) | Kovensky (3) | Vaca (34) | 1998 | Durazo (1.97) | Durazo (14) | Atkins (127) |
| 2002 | Goudy (.363) | Murphy (4) | Murphy (41) | 1997 | Gonzales (1.70) | Gonzales (14) | Gonzales (55) |
| 2001 | Nordhagen (.344) | Kovensky (4) | Goudy (32) | 1996 | Mohamed (1.99) | Mohamed (12) | Penrod (77) |
| 2000 | Nordhagen (.389) | Hershman (4) | Hershman (30) | 1995 | Penrod (2.04) | Penrod (11) | Penrod (112) |
| | | Labor (4) | | 1994 | McCormick (1.45) | McCormick (8) | McCormick (59) |
| 1999 | Labor (.330) | Gutjahr (7) | Gutjahr (7) | 1993 | Penrod (2.20) | McCormick (12) | McCormick (80) |
| 1998 | Puccio (.309) | Gutjahr (1) | Marco (20) | 1992 | McCormick (1.40) | McCormick (10) | McCormick (89) |
| 1997 | Eigner (.299) | Gutjahr (5) | Gutjahr (33) | 1991 | Perettie (0.71) | Wesson (11) | Perettie (53) |
| 1996 | Gutjahr (.358) | Gutjahr (4) | 3 tied at (21) | 1990 | Wesson (1.39) | Wesson (17) | Wesson (59) |
| 1995 | Pouelsen (.299) | Matulik (3) | Matulik (17) | 1989 | Wesson (1.49) | 3 tied at (6) | Wesson (48) |
| 1994 | Pouelsen (.326) | Pouelsen (3) | Pouelsen (19) | 1988 | Mang (1.58) | Wesson (11) | Wesson (82) |
| 1993 | Chapel (.308) | Chapel (5) | Chapel (30) | 1987 | Mang (2.11) | Urban (8) | Mang (65) |
| 1992 | Clancy (.307) | 3 tied at (1) | Clancy (30) | 1986 | Michie (1.69) | Michie (12) | Michie (57) |
| 1991 | Campbell (.344) | Campbell (1) | Campbell (14) | 1985 | Reid (1.08) | Reid (17) | Reid (130) |
| | | Chapel (1) | Fitzgerald (14) | 1984 | Reid (0.45) | Reid (10) | Reid (156) |
| | | Chapel (1) | Chapel (16) | | | Rice (10) | |
| 1990 | Drobback (.230) | Chapel (1) | Myers (1) | 1983 | Mackey (0.33) | Reid (9) | Reid (75) |
| | | Myers (1) | | 1982 | Mackey (0.72) | Mackey (7) | Sanders (36) |
| 1989 | Long (.294) | Caldwell (1) | Caldwell (11) | 1981 | Sanders (1.34) | Sanders (11) | Sanders (117) |
| | | Long (1) | | 1980 | Mackey (1.01) | Mackey (10) | Hoersch (46) |
| 1988 | Mang (.379) | Mang (3) | Lung (18) | | | | Mackey (16) |
| 1987 | Mang (.344) | Mang (6) | Mang (33) | | | | |
| 1986 | Sullivan (.221) | Percival (1) | Maceranka (10) | | | | |
| 1985 | Murphy (.254) | Vilarino (4) | Vilarino (17) | | | | |
| 1984 | Reid (.234) | Barkley (1) | Murphy (13) | | | | |
| | | Reid (1) | | | | | |
| 1983 | Murphy (.242) | None | Andrade (10) | | | | |
| | | | Murphy (10) | | | | |
| 1982 | Turken (.303) | Knight (1) | Worley (10) | | | | |
| | | Turken (1) | | | | | |
| 1981 | Worley (.244) | None | Murphy (10) | | | | |
| 1980 | McAbee (.264) | McAbee (2) | Benson (8) | | | | |
| | | | Hoersch (8) | | | | |

INDIVIDUAL SINGLE-GAME RECORDS

| | |
|-----------------------|--|
| Runs | 5, Jenavee Peres vs. Oklahoma State - Feb. 24, 2017 |
| Hits | 6, Samantha Camello at New Mexico - May 6, 2016 |
| Doubles | 3 (four times), most recent Lorena Bauer vs. Brigham Young - Feb. 28, 2013 |
| Triples | 2, Janna Kovensky vs. UC Santa Barbara - Feb. 15, 2002 |
| Home Runs | 3, Lorena Bauer at Boise State - March 28, 2015 |
| RBI | 7, Lorena Bauer at Boise State - March 28, 2015 |
| Walks | 4 (many times), most recent Patrice Jackson at New Mexico - March 21, 2014 |
| Stolen Bases | 3 (eight times), most recent Kiera Wright vs. Charlotte - Feb. 9, 2019 |
| Strikeouts (Pitching) | 21, Samantha Beasley vs. No. 22/20 Texas A&M - March 21, 2010 |

TEAM SINGLE-GAME RECORDS

| | |
|--------------|--|
| Runs | 23, at New Mexico - May 6, 2016 |
| Hits | 28, at New Mexico - May 6, 2016 |
| Doubles | 6 (two times), most recent vs. Siena - Feb. 21, 2017 |
| Triples | 3 (two times), most recent at San Diego - April 16, 2013 |
| Home Runs | 6, at Utah State - May 3, 2015 |
| RBI | 23, at New Mexico - May 6, 2016 |
| Walks | 14, at New Mexico, March 21, 2014 |
| Stolen Bases | 8, vs. Buffalo - March 21, 2004 |
| Longest Game | 17 innings vs. UNLV - March 31, 2019 (L, 3-4) |

CAREER RECORDS

OFFENSIVE RECORDS

▷ BATTING AVG. (min. 250 AB)

| | |
|---------------------------------|------|
| 1. ♦ Jenavee Peres (2015-17) | .409 |
| 2. Trish Mang (1987-88) | .358 |
| 3. ♦ Lorena Bauer (2011-13, 15) | .351 |
| 4. ♦ Zaria Meshack (2015-18) | .346 |
| 5. ♦ Justeen Maeva (2010-12) | .345 |
| 6. ♦ Brittany Knudsen (2007-10) | .343 |
| 7. ♦ Kayla Jordan (2012-15) | .342 |
| 8. ♦ Kellie Nordhagen (1999-02) | .336 |
| 9. ♦ Erin Floros (2006-09) | .331 |
| 10. ♦ Sydnee Cable (2014-17) | .330 |

▷ ON-BASE PCT. (min. 250 AB)

| | |
|------------------------------------|------|
| 1. ♦ Jenavee Peres (2015-17) | .466 |
| 2. ♦ Hayley Miles (2011-12, 14-15) | .442 |
| 3. ♦ Brittany Knudsen (2007-10) | .433 |
| 4. Trish Mang (1987-88) | .431 |
| 5. ♦ Sydnee Cable (2014-17) | .428 |
| 6. ♦ Patrice Jackson (2010, 12-14) | .426 |
| 7. ♦ Lorena Bauer (2011-13, 15) | .411 |
| 8. ♦ Kayla Jordan (2012-15) | .408 |
| 9. ♦ Erin Floros (2006-09) | .408 |
| 10. ♦ Justeen Maeva (2010-12) | .406 |

▷ SLUGGING PCT. (min. 250 AB)

| | |
|------------------------------------|------|
| 1. ♦ Jenavee Peres (2015-17) | .743 |
| 2. ♦ Lorena Bauer (2011-13, 15) | .737 |
| 3. ♦ Patrice Jackson (2010, 12-14) | .641 |
| 4. ♦ Hayley Miles (2011-12, 14-15) | .598 |
| 5. Trish Mang (1987-88) | .541 |
| 6. ♦ Justeen Maeva (2010-12) | .524 |
| 7. ♦ Kayla Jordan (2012-15) | .519 |
| 8. ♦ Molly Sturdivant (2016-19) | .498 |
| 9. ♦ Shelby Thompson (2017-) | .489 |
| 10. ♦ Brittany Knudsen (2007-10) | .468 |

▷ OPS PCT. (OB% + SLG%) (min. 250 AB)

| | |
|------------------------------------|-------|
| 1. ♦ Jenavee Peres (2015-17) | 1.209 |
| 2. ♦ Lorena Bauer (2011-13, 15) | 1.148 |
| 3. ♦ Patrice Jackson (2010, 12-14) | 1.067 |
| 4. ♦ Hayley Miles (2011-12, 14-15) | 1.040 |
| 5. Trish Mang (1987-88) | .972 |
| 6. ♦ Justeen Maeva (2010-12) | .930 |
| 7. ♦ Kayla Jordan (2012-15) | .927 |
| 8. ♦ Brittany Knudsen (2007-10) | .900 |
| 9. ♦ Molly Sturdivant (2016-19) | .8890 |
| 10. ♦ Shelby Thompson (2017-) | .8889 |

▷ GAMES PLAYED

| | |
|------------------------------------|-----|
| 1. ♦ Janna Kovensky (2001-04) | 249 |
| 2. ♦ Sarah Hershman (1999-02) | 235 |
| 3. ♦ Kellie Nordhagen (1999-02) | 231 |
| 4. ♦ Joann Figueroa (2001-04) | 226 |
| 5. ♦ Hayley Miles (2011-12, 14-15) | 223 |
| 6. ♦ Kayla Jordan (2012-15) | 222 |
| 7. ♦ Brittany Knudsen (2007-10) | 220 |
| 8. ♦ Erryn Gutjahr (1996-99) | 220 |
| 9. Stephanie Chapel (1990-93) | 219 |
| 10. ♦ Jen Wisneski (2008-11) | 217 |

▷ GAMES STARTED (since 1991)

| | |
|------------------------------------|-----|
| 1. ♦ Janna Kovensky (2001-04) | 246 |
| 2. ♦ Sarah Hershman (1999-02) | 229 |
| 3. ♦ Kellie Nordhagen (1999-02) | 225 |
| 4. ♦ Hayley Miles (2011-12, 14-15) | 222 |
| 5. ♦ Brittany Knudsen (2007-10) | 218 |
| 6. ♦ Erryn Gutjahr (1996-99) | 218 |
| 7. ♦ Jen Wisneski (2008-11) | 216 |
| 8. ♦ Joann Figueroa (2001-04) | 215 |
| 9. ♦ Kayla Jordan (2012-15) | 212 |
| 10. ♦ Chrystal Friesen (1993-96) | 206 |

▷ AT BATS

| | |
|------------------------------------|-----|
| 1. ♦ Kellie Nordhagen (1999-02) | 755 |
| 2. ♦ Janna Kovensky (2001-04) | 737 |
| 3. ♦ Kayla Jordan (2012-15) | 699 |
| 4. ♦ Sarah Hershman (1999-02) | 685 |
| 5. ♦ Joann Figueroa (2001-04) | 675 |
| 6. ♦ Brittany Knudsen (2007-10) | 658 |
| 7. Stephanie Chapel (1990-93) | 657 |
| 8. ♦ Erryn Gutjahr (1996-99) | 642 |
| 9. ♦ Hayley Miles (2011-12, 14-15) | 637 |
| 10. ♦ Lorena Bauer (2011-13, 15) | 613 |

▷ RUNS

| | |
|-------------------------------------|-----|
| 1. ♦ Kayla Jordan (2012-15) | 167 |
| 2. ♦ Hayley Miles (2011-12, 14-15) | 157 |
| 3. ♦ Brittany Knudsen (2007-10) | 134 |
| 4. ♦ Janna Kovensky (2001-04) | 134 |
| 5. ♦ Kellie Nordhagen (1999-02) | 126 |
| 6. ♦ Jenavee Peres (2015-17) | 112 |
| 7. ♦ Tamani Wells (2005-08) | 109 |
| 8. ♦ Sarah Hershman (1999-02) | 102 |
| 9. ♦ Lorena Bauer (2011-13, 15) | 101 |
| 10. ♦ Patrice Jackson (2010, 12-14) | 99 |

▷ HITS

| | |
|------------------------------------|-----|
| 1. ♦ Kellie Nordhagen (1999-02) | 254 |
| 2. ♦ Kayla Jordan (2012-15) | 239 |
| 3. ♦ Janna Kovensky (2001-04) | 227 |
| 4. ♦ Brittany Knudsen (2007-10) | 226 |
| 5. ♦ Lorena Bauer (2011-13, 15) | 215 |
| 6. ♦ Sarah Hershman (1999-02) | 212 |
| 7. ♦ Hayley Miles (2011-12, 14-15) | 210 |
| 8. ♦ Joann Figueroa (2001-04) | 193 |
| 9. ♦ Sydnee Cable (2014-17) | 187 |
| 10. ♦ Erryn Gutjahr (1996-99) | 184 |

▷ EXTRA-BASE HITS

| | |
|------------------------------------|-----|
| 1. ♦ Lorena Bauer (2011-13, 15) | 114 |
| 2. ♦ Hayley Miles (2011-12, 14-15) | 90 |
| 3. ♦ Patrice Jackson (2010, 12-14) | 81 |
| 4. ♦ Kayla Jordan (2012-15) | 72 |
| 5. ♦ Jenavee Peres (2015-17) | 63 |
| 6. ♦ Molly Sturdivant (2016-19) | 60 |
| 7. ♦ Brittany Knudsen (2007-10) | 54 |
| 8. ♦ Erryn Gutjahr (1996-99) | 54 |
| 9. ♦ Monica Alnes (2006-07, 09-10) | 50 |
| 10. ♦ Kellie Nordhagen (1999-02) | 48 |

▷ SINGLES

| | |
|---------------------------------|-----|
| 1. ♦ Kellie Nordhagen (1999-02) | 206 |
| 2. ♦ Janna Kovensky (2001-04) | 180 |
| 3. ♦ Joann Figueroa (2001-04) | 175 |
| 4. ♦ Brittany Knudsen (2007-10) | 172 |
| 5. ♦ Sarah Hershman (1999-02) | 169 |
| 6. ♦ Kayla Jordan (2012-15) | 167 |
| 7. ♦ Tamani Wells (2005-08) | 156 |
| 8. ♦ Sydnee Cable (2014-17) | 144 |
| 9. ♦ Leia Ruiz (2013-16) | 141 |
| 10. ♦ Katie Byrd (2016-19) | 135 |

▷ DOUBLES

| | |
|-------------------------------------|----|
| 1. ♦ Lorena Bauer (2011-13, 15) | 51 |
| 2. ♦ Hayley Miles (2011-12, 14-15) | 46 |
| 3. ♦ Katie Byrd (2016-19) | 39 |
| 4. ♦ Kayla Jordan (2012-15) | 39 |
| 5. ♦ Molly Sturdivant (2016-19) | 36 |
| 6. ♦ Brittany Knudsen (2007-10) | 36 |
| 7. ♦ Monica Alnes (2006-07, 09-10) | 35 |
| 8. ♦ Kellie Nordhagen (1999-02) | 34 |
| 9. ♦ Erryn Gutjahr (1996-99) | 34 |
| 10. ♦ Patrice Jackson (2010, 12-14) | 32 |

▷ TRIPLES

| | |
|------------------------------------|----|
| 1. ♦ Kayla Jordan (2012-15) | 14 |
| 2. ♦ Kellie Nordhagen (1999-02) | 12 |
| Stephanie Chapel (1990-93) | 12 |
| 4. Robin Long (1987-89) | 10 |
| 5. ♦ Brittany Knudsen (2007-10) | 8 |
| ♦ Tonye McCorkle (2008-09) | 8 |
| ♦ Janna Kovensky (2001-04) | 8 |
| ♦ Sarah Hershman (1999-02) | 8 |
| 9. ♦ Hayley Miles (2011-12, 14-15) | 7 |
| ♦ Lindsey Marquez (2007-08, 10-11) | 7 |
| ♦ Jen Wisneski (2008-11) | 7 |
| ♦ Kelcy Murphy (2001-04) | 7 |
| ♦ Shannon Poulsen (1992-95) | 7 |
| Trish Mang (1987-88) | 7 |
| Katy Murphy (1982-85) | 7 |

▷ HOME RUNS

| | |
|------------------------------------|----|
| 1. ♦ Lorena Bauer (2011-13, 15) | 60 |
| 2. ♦ Patrice Jackson (2010, 12-14) | 46 |
| 3. ♦ Hayley Miles (2011-12, 14-15) | 37 |
| 4. ♦ Jenavee Peres (2015-17) | 34 |
| 5. ♦ Molly Sturdivant (2016-19) | 23 |
| 6. ♦ Kayla Jordan (2012-15) | 19 |
| 7. ♦ Justeen Maeva (2010-12) | 18 |
| 8. ♦ Megan McDonald (2005-08) | 17 |
| ♦ Erryn Gutjahr (1996-99) | 17 |
| 10. ♦ Jaylene Ignacio (2014-17) | 16 |

▷ RUNS BATTED IN

| | |
|------------------------------------|-----|
| 1. ♦ Lorena Bauer (2011-13, 15) | 200 |
| 2. ♦ Patrice Jackson (2010, 12-14) | 138 |
| 3. ♦ Jenavee Peres (2015-17) | 131 |
| 4. ♦ Hayley Miles (2011-12, 14-15) | 130 |
| 5. ♦ Molly Sturdivant (2016-19) | 126 |
| 6. ♦ Justeen Maeva (2010-12) | 117 |
| 7. ♦ Sydnee Cable (2014-17) | 113 |
| 8. ♦ Kelcy Murphy (2001-04) | 102 |
| ♦ Erryn Gutjahr (1996-99) | 102 |
| 10. ♦ Erin Floros (2006-09) | 101 |

▷ TOTAL BASES

| | |
|------------------------------------|-----|
| 1. ♦ Lorena Bauer (2011-13, 15) | 452 |
| 2. ♦ Hayley Miles (2011-12, 14-15) | 381 |
| 3. ♦ Kayla Jordan (2012-15) | 363 |
| 4. ♦ Patrice Jackson (2010, 12-14) | 351 |
| 5. ♦ Kellie Nordhagen (1999-02) | 318 |
| 6. ♦ Brittany Knudsen (2007-10) | 308 |
| 7. ♦ Janna Kovensky (2001-04) | 306 |
| 8. ♦ Jenavee Peres (2015-17) | 298 |
| 9. ♦ Molly Sturdivant (2016-19) | 287 |
| 10. ♦ Sarah Hershman (1999-02) | 281 |

▷ WALKS

| | |
|------------------------------------|-----|
| 1. ♦ Hayley Miles (2011-12, 14-15) | 120 |
| 2. ♦ Patrice Jackson (2010, 12-14) | 103 |
| 3. ♦ Brittany Knudsen (2007-10) | 99 |
| 4. ♦ Sydnee Cable (2014-17) | 77 |
| 5. ♦ Janna Kovensky (2001-04) | 71 |
| 6. ♦ Molly Sturdivant (2016-19) | 69 |
| ♦ Megan McDonald (2005-08) | 69 |
| 8. ♦ Taylor Stewart (2015-18) | 68 |
| 9. ♦ Kayla Jordan (2012-15) | 66 |
| 10. ♦ Lorena Bauer (2011-13, 15) | 62 |
| ♦ Erin Floros (2006-09) | 62 |
| ♦ Chrystal Friesen (1993-96) | 62 |

▷ TIMES HIT BY PITCH (since 1981)

| | |
|------------------------------------|----|
| 1. ♦ Sydnee Cable (2014-17) | 25 |
| 2. ♦ Megan McDonald (2005-08) | 16 |
| 3. ♦ Kayla Jordan (2012-15) | 15 |
| 4. ♦ Shelby Thompson (2017-) | 13 |
| 5. ♦ Molly Sturdivant (2016-19) | 12 |
| ♦ Jenavee Peres (2015-17) | 12 |
| 7. ♦ Hayley Miles (2011-12, 14-15) | 11 |
| ♦ Monica Alnes (2006-07, 09-10) | 11 |
| Robin Long (1987-89) | 11 |
| 10. ♦ Meagan Hartung (2003-06) | 10 |

▷ STOLEN BASES

| | |
|---|----|
| 1. ♦ Kayla Jordan (2012-15) | 66 |
| 2. ♦ Kelley Santa Cruz (1996-98) | 59 |
| 3. ♦ Janna Kovensky (2001-04) | 57 |
| 4. ♦ Tamani Wells (2005-08) | 51 |
| 5. ♦ Sarah Hershman (1999-02) | 50 |
| 6. ♦ Brittany Knudsen (2007-10) | 45 |
| 7. Lori Turken (1982-85) | 43 |
| 8. ♦ Kiera Wright (2016-) | 42 |
| 9. ♦ Stefanie Quichocho-Rosario (2007-10) | 40 |
| 10. ♦ Gina Punaro (1997-98) | 39 |

▷ STOLEN BASE % (since '83; min. 20 att)

| | |
|----------------------------------|------|
| 1. ♦ Tami Simpson (1998-00) | .933 |
| 2. Lori Turken (1982-85) | .896 |
| 3. ♦ Janna Kovensky (2001-04) | .877 |
| 4. ♦ Aris Metcalfe (2016-19) | .860 |
| 5. ♦ Kristy Hensel (1996-98) | .857 |
| 6. ♦ Tonye McCorkle (2008-09) | .852 |
| 7. ♦ Gina Punaro (1997-98) | .848 |
| 8. ♦ Kayla Jordan (2012-15) | .846 |
| 9. ♦ Chrystal Friesen (1993-96) | .833 |
| 10. ♦ Dominique Dinner (2012-14) | .828 |

▷ SACRIFICE BUNTS

| | |
|-------------------------------|----|
| 1. ♦ Tamani Wells (2005-08) | 53 |
| 2. Tracy Stowe (1990-92) | 50 |
| 3. ♦ Sarah Hershman (1999-02) | 43 |
| 4. ♦ Joann Figueroa (2001-04) | 42 |
| 5. ♦ Janna Kovensky (2001-04) | 38 |
| 6. ♦ Bree Boyer (2003-06) | 37 |
| 7. ♦ Erin Mahoney (2003-05) | 36 |
| 8. Joanne Vilarino (1984-85) | 34 |
| 9. Cindy Moser (1982-85) | 32 |
| 10. ♦ Leia Ruiz (2013-16) | 29 |
| ♦ Brittany Knudsen (2007-10) | 29 |
| Stacy Sullivan (1986-88) | 29 |

▷ SACRIFICE FLIES

| | |
|------------------------------------|----|
| 1. ♦ Molly Sturdivant (2016-19) | 11 |
| 2. ♦ Jenavee Peres (2015-17) | 9 |
| ♦ Patrice Jackson (2010, 12-14) | 9 |
| 4. ♦ Sydnee Cable (2014-17) | 8 |
| ♦ Megan McDonald (2005-08) | 8 |
| 6. ♦ Jaylene Ignacio (2014-17) | 7 |
| ♦ Erryn Gutjahr (1996-99) | 7 |
| 8. ♦ Kristin May (2010-13) | 6 |
| ♦ Lindsey Marquez (2007-08, 10-11) | 6 |
| 10. ♦ Justeen Maeva (2010-12) | 5 |
| ♦ Monica Alnes (2006-07, 09-10) | 5 |
| ♦ Brittany Knudsen (2007-10) | 5 |
| ♦ Erin Floros (2006-09) | 5 |
| ♦ Janna Kovensky (2001-04) | 5 |
| Robin Long (1987-89) | 5 |

▷ AB/STRIKEOUT (since '81; min. 250 AB)

| | |
|---------------------------------|-------|
| 1. Trish Mang (1987-88) | 76.75 |
| 2. Julie Myers (1990-91) | 22.21 |
| 3. ♦ Tamani Wells (2005-08) | 17.84 |
| 4. Barbara Mays (1985-86) | 17.70 |
| 5. ♦ Jackie Eigner (1997-98) | 16.24 |
| 6. Jennifer Woolery (1993-94) | 15.71 |
| 7. ♦ Alicia Matulik (1994-96) | 15.58 |
| 8. Rachel Acuff (1993-94) | 15.11 |
| 9. ♦ Kellie Nordhagen (1999-02) | 15.10 |
| 10. Jennifer Hamblly (1992-93) | 14.37 |

CAREER RECORDS

PITCHING RECORDS

WINS

| | |
|--------------------------------|----|
| 1. ♦Sandra Durazo (1998-01) | 87 |
| 2. ♦Christina Ross (2006-08) | 70 |
| 3. ♦Erica Romero (2014-17) | 67 |
| 4. ♦Samantha Beasley (2008-11) | 61 |
| 5. ♦Bailey Micetich (2009-12) | 58 |
| 6. ♦Celena Velasquez (2003-06) | 55 |
| 7. ♦Danielle O'Toole (2013-14) | 45 |
| Michelle Wesson (1988-91) | 45 |
| 9. Bre DeSanta (2002-03) | 38 |
| ♦MarQuessa Penrod (1993-96) | 38 |

WIN PCT. (min. 30 decisions)

| | |
|--------------------------------|------|
| 1. ♦Danielle O'Toole (2013-14) | .726 |
| 2. ♦Bre DeSanta (2002-03) | .717 |
| 3. ♦Christina Ross (2006-08) | .660 |
| 4. ♦Erica Romero (2014-17) | .657 |
| 5. ♦Celena Velasquez (2003-06) | .647 |
| 6. ♦Bailey Micetich (2009-12) | .644 |
| 7. ♦Samantha Beasley (2008-11) | .642 |
| 8. ♦Sandra Durazo (1998-01) | .621 |
| 9. ♦Rebecca Arbino (2012-13) | .586 |
| 10. ♦Alex Formby (2016-18) | .519 |

EARNED RUN AVG. (min. 200 IP)

| | |
|------------------------------|------|
| 1. Robyn Reid (1983-85) | 0.77 |
| 2. Patty Mackey (1980-83) | 0.95 |
| 3. Lisa Perettie (1989, 91) | 1.12 |
| 4. Bonnie Rice (1984-85) | 1.25 |
| 5. ♦Bre DeSanta (2002-03) | 1.26 |
| 6. Lisa Michie (1983-86) | 1.39 |
| 7. ♦Christina Ross (2006-08) | 1.50 |
| 8. Michelle Wesson (1988-91) | 1.55 |
| 9. Karen McCormick (1991-94) | 1.62 |
| 10. Mya Sanders (1981-82) | 1.68 |

APPEARANCES

| | |
|--------------------------------|-----|
| 1. ♦Sandra Durazo (1998-01) | 165 |
| 2. ♦Erica Romero (2014-17) | 157 |
| 3. ♦Samantha Beasley (2008-11) | 139 |
| 4. ♦Celena Velasquez (2003-06) | 138 |
| 5. ♦Bailey Micetich (2009-12) | 136 |
| 6. ♦MarQuessa Penrod (1993-96) | 132 |
| 7. ♦Christina Ross (2006-08) | 129 |
| Michelle Wesson (1988-91) | 129 |
| 9. Karen McCormick (1991-94) | 119 |
| 10. ♦Marissa Moreno (2017-) | 107 |

GAMES STARTED

| | |
|--------------------------------|-----|
| 1. ♦Sandra Durazo (1998-01) | 116 |
| 2. ♦Erica Romero (2014-17) | 103 |
| 3. ♦Christina Ross (2006-08) | 96 |
| 4. ♦Samantha Beasley (2008-11) | 92 |
| Karen McCormick (1991-94) | 92 |
| Michelle Wesson (1988-91) | 92 |
| 7. ♦Bailey Micetich (2009-12) | 91 |
| 8. ♦MarQuessa Penrod (1993-96) | 88 |
| 9. ♦Celena Velasquez (2003-06) | 82 |
| 10. ♦Marissa Moreno (2017-) | 72 |
| Robyn Reid (1983-85) | 72 |

COMPLETE GAMES

| | |
|--------------------------------|----|
| 1. ♦Sandra Durazo (1998-01) | 95 |
| 2. ♦Christina Ross (2006-08) | 72 |
| 3. Michelle Wesson (1988-91) | 71 |
| 4. Karen McCormick (1991-94) | 68 |
| 5. Robyn Reid (1983-85) | 61 |
| 6. ♦MarQuessa Penrod (1993-96) | 59 |
| 7. Patty Mackey (1980-83) | 58 |
| 8. ♦Celena Velasquez (2003-06) | 46 |
| 9. ♦Samantha Beasley (2008-11) | 45 |
| 10. ♦Bailey Micetich (2009-12) | 41 |

SOLO SHUTOUTS (since 1999)

| | |
|--------------------------------|----|
| 1. ♦Samantha Beasley (2008-11) | 23 |
| ♦Christina Ross (2006-08) | 23 |
| 3. ♦Celena Velasquez (2003-06) | 20 |
| 4. ♦Sandra Durazo (1998-01) | 19 |
| 5. ♦Bailey Micetich (2009-12) | 17 |
| 6. ♦Bre DeSanta (2002-03) | 12 |
| 7. ♦Danielle O'Toole (2013-14) | 10 |
| 8. ♦Rebecca Arbino (2012-13) | 9 |
| 9. ♦Erica Romero (2014-17) | 8 |
| ♦Cori Janelli (2004-05) | 8 |

♦Marissa Moreno (2017-)

7

TOTAL SHUTOUTS (since 1983)

| | |
|--------------------------------|----|
| 1. ♦Samantha Beasley (2008-11) | 36 |
| 2. ♦Christina Ross (2006-08) | 28 |
| ♦Sandra Durazo (1998-01) | 28 |
| 4. ♦Bailey Micetich (2009-12) | 27 |
| 5. ♦Celena Velasquez (2003-06) | 25 |
| 6. Michelle Wesson (1988-91) | 23 |
| Robyn Reid (1983-85) | 23 |
| 8. Karen McCormick (1991-94) | 18 |
| 9. ♦Danielle O'Toole (2013-14) | 17 |
| 10. ♦Bre DeSanta (2002-03) | 16 |

SAVES

| | |
|--------------------------------|----|
| 1. ♦Alex Formby (2016-18) | 12 |
| ♦Celena Velasquez (2003-06) | 12 |
| 3. ♦Samantha Beasley (2008-11) | 11 |
| 4. ♦Bre DeSanta (2002-03) | 7 |
| 5. ♦Erica Romero (2014-17) | 6 |
| ♦Rebecca Arbino (2012-13) | 6 |
| ♦Christina Ross (2006-08) | 6 |
| 8. ♦Marissa Moreno (2017-) | 5 |
| ♦Renae Mohamed (1996-97) | 5 |
| 10. ♦Bailey Micetich (2009-12) | 4 |

INNINGS PITCHED

| | |
|--------------------------------|-------|
| 1. ♦Sandra Durazo (1998-01) | 879.0 |
| 2. ♦Christina Ross (2006-08) | 691.1 |
| 3. Michelle Wesson (1988-91) | 681.2 |
| 4. ♦Erica Romero (2014-17) | 659.0 |
| 5. ♦MarQuessa Penrod (1993-96) | 641.0 |
| 6. ♦Samantha Beasley (2008-11) | 639.2 |
| 7. Karen McCormick (1991-94) | 632.1 |
| 8. ♦Bailey Micetich (2009-12) | 602.0 |
| 9. ♦Celena Velasquez (2003-06) | 584.2 |
| 10. Robyn Reid (1983-85) | 544.1 |

STRIKEOUTS

| | |
|--------------------------------|-----|
| 1. ♦Samantha Beasley (2008-11) | 799 |
| 2. ♦Christina Ross (2006-08) | 612 |
| 3. ♦Bailey Micetich (2009-12) | 611 |
| 4. ♦Sandra Durazo (1998-01) | 543 |
| 5. ♦Celena Velasquez (2003-06) | 529 |
| 6. ♦Erica Romero (2014-17) | 397 |
| 7. Robyn Reid (1983-85) | 361 |
| 8. ♦Bre DeSanta (2002-03) | 354 |
| 9. ♦Danielle O'Toole (2013-14) | 317 |
| 10. ♦Rebecca Arbino (2012-13) | 308 |

K'S PER 7 INNINGS (min. 200 IP)

| | |
|--------------------------------|------|
| 1. ♦Samantha Beasley (2008-11) | 8.74 |
| 2. ♦Bailey Micetich (2009-12) | 7.10 |
| 3. ♦Bre DeSanta (2002-03) | 6.39 |
| 4. ♦Celena Velasquez (2003-06) | 6.33 |
| 5. ♦Christina Ross (2006-08) | 6.20 |
| 6. ♦Cori Janelli (2004-05) | 6.03 |
| 7. ♦Rebecca Arbino (2012-13) | 5.70 |
| 8. ♦Danielle O'Toole (2013-14) | 5.39 |
| 9. Mya Sanders (1981-82) | 4.66 |
| 10. Robyn Reid (1983-85) | 4.64 |

WALKS PER 7 INNINGS (min. 200 IP)

| | |
|--------------------------------|-------|
| 1. ♦Celena Velasquez (2003-06) | 0.98 |
| 2. Sara Ahern (1989-91) | 1.03 |
| 3. ♦Renae Mohamed (1996-97) | 1.04 |
| 4. Robyn Reid (1983-85) | 1.09 |
| 5. ♦Cori Janelli (2004-05) | 1.20 |
| 6. Lisa Perettie (1989, 91) | 1.21 |
| 7. ♦Deanna Richards (2003-04) | 1.31 |
| 9. Patty Mackey (1980-83) | 1.32 |
| 9. ♦Bailey Micetich (2009-12) | 1.326 |
| 10. ♦Rebecca Arbino (2012-13) | 1.332 |

K/BB RATIO (min. 200 IP)

| | |
|--------------------------------|------|
| 1. ♦Celena Velasquez (2003-06) | 6.45 |
| 2. ♦Bailey Micetich (2009-12) | 5.36 |
| 3. ♦Cori Janelli (2004-05) | 5.02 |
| 4. ♦Rebecca Arbino (2012-13) | 4.28 |
| 5. Robyn Reid (1983-85) | 4.25 |
| 6. ♦Christina Ross (2006-08) | 3.97 |
| 7. ♦Danielle O'Toole (2013-14) | 3.96 |
| 8. ♦Samantha Beasley (2008-11) | 3.86 |
| 9. ♦Deanna Richards (2003-04) | 2.51 |
| 10. ♦Bre DeSanta (2002-03) | 2.48 |

OPP. AVG. (min. 200 IP) (since 1991)

| | |
|--------------------------------|------|
| 1. ♦Bre DeSanta (2002-03) | .191 |
| 2. ♦Samantha Beasley (2008-11) | .207 |
| 3. ♦Celena Velasquez (2003-06) | .211 |
| 4. ♦Christina Ross (2006-08) | .218 |
| 5. ♦Cori Janelli (2004-05) | .225 |
| 6. Karen McCormick (1991-94) | .233 |
| 7. ♦Deanna Richards (2003-04) | .239 |
| 8. ♦Sandra Durazo (1998-01) | .240 |
| 9. ♦Danielle O'Toole (2013-14) | .242 |
| 10. ♦Bailey Micetich (2009-12) | .246 |

HITS PER 7 INNINGS (min. 200 IP)

| | |
|--------------------------------|-------|
| 1. Robyn Reid (1983-85) | 4.30 |
| 2. ♦Bre DeSanta (2002-03) | 4.655 |
| 3. Mya Sanders (1981-82) | 4.662 |
| 4. Patty Mackey (1980-83) | 4.73 |
| 5. Bonnie Rice (1984-85) | 5.11 |
| 6. Lisa Perettie (1989, 91) | 5.27 |
| 7. ♦Samantha Beasley (2008-11) | 5.36 |
| 8. ♦Celena Velasquez (2003-06) | 5.44 |
| 9. Lisa Michie (1983-86) | 5.57 |
| 10. ♦Cori Janelli (2004-05) | 6.02 |

WHIP (Walks+Hits/IP) (min. 200 IP)

| | |
|---------------------------------|-------|
| 1. Robyn Reid (1983-85) | 0.770 |
| 2. Patty Mackey (1980-83) | 0.858 |
| 3. Lisa Perettie (1989, 91) | 0.926 |
| 4. ♦Celena Velasquez (2003-06) | 0.917 |
| 5. Bonnie Rice (1984-85) | 1.007 |
| 6. ♦Cori Janelli (2004-05) | 1.032 |
| 7. ♦Bre DeSanta (2002-03) | 1.034 |
| 8. ♦Christina Ross (2006-08) | 1.041 |
| 9. Lisa Michie (1983-86) | 1.064 |
| 10. ♦Samantha Beasley (2008-11) | 1.090 |

DEFENSIVE RECORDS

FIELDING % (since '81, min. 300 chances)

| | |
|-------------------------------|-------|
| 1. Debbie Burford (1991) | .998 |
| 2. Kathy Benson (1981) | .994 |
| 3. ♦Erin Floros (2006-09) | .993 |
| 4. Joey Clark (1994) | .992 |
| 5. ♦Kristin May (2010-13) | .990 |
| 6. ♦Jacque Vaca (2003) | .9891 |
| 7. ♦Taylor Adams (2018-) | .9890 |
| 8. ♦Eva Sahatdjian (2010-11) | .9888 |
| 9. ♦Danielle Touhey (2002-05) | .986 |
| 10. ♦Amber Grahman (2002-03) | .985 |

CHANCES (since 1981)

| | |
|-----------------------------------|-------|
| 1. ♦Erryn Gutjahr (1996-99) | 1,626 |
| 2. ♦Monica Alnes (2006-07, 09-10) | 1,191 |
| 3. ♦Summer Ehrsam (1999-02) | 1,143 |
| 4. ♦Sydney Cable (2014-17) | 1,093 |
| 5. ♦Sarah Hershman (1999-02) | 1,061 |
| 6. ♦Erin Floros (2006-09) | 1,059 |
| 7. ♦Megan McDonald (2005-08) | 1,033 |
| 8. Leslie Lung (1988-89) | 1,001 |
| 9. Stacy Goff (1986-87) | 987 |
| 10. ♦Kristin May (2010-13) | 904 |

PUTOUTS (since 1981)

| | |
|-----------------------------------|-------|
| 1. ♦Erryn Gutjahr (1996-99) | 1,453 |
| 2. ♦Monica Alnes (2006-07, 09-10) | 1,051 |
| 3. ♦Sydney Cable (2014-17) | 1,020 |
| 4. ♦Megan McDonald (2005-08) | 945 |
| 5. ♦Erin Floros (2006-09) | 936 |
| 6. ♦Summer Ehrsam (1999-02) | 923 |
| 7. Leslie Lung (1988-89) | 920 |
| 8. Stacy Goff (1986-87) | 880 |
| 9. ♦Kristin May (2010-13) | 829 |
| 10. ♦Danielle Touhey (2002-05) | 712 |

ASSISTS (since 1981)

| | |
|--------------------------------|-----|
| 1. ♦Chrystal Friesen (1993-96) | 412 |
| 2. ♦Joann Figueroa (2001-04) | 409 |
| 3. ♦Kelcy Murphy (2001-04) | 386 |
| 4. ♦Sarah Hershman (1999-02) | 370 |
| 5. ♦Shelby Thompson (2017-) | 355 |
| 6. Barbara Mays (1985-86) | 342 |
| 7. ♦Jen Wisneski (2008-11) | 338 |
| 8. ♦Leia Ruiz (2013-16) | 337 |
| 9. Julie Myers (1990-91) | 322 |
| 10. ♦Tashie Aguinaga (2000-01) | 311 |

CAUGHT STEALING BY (Since 2000)

| | |
|-------------------------------|----|
| 1. ♦Megan McDonald (2005-08) | 35 |
| 2. ♦Erin Floros (2006-09) | 29 |
| 3. ♦Kristin May (2010-13) | 23 |
| 4. ♦Molly Sturdivant (2016-) | 20 |
| ♦Brooke Johnson (1999-01) | 20 |
| 6. ♦Jenavee Peres (2015-17) | 19 |
| 7. ♦Danielle Touhey (2002-05) | 18 |

CAUGHT STEALING % (min. 20 att) (since '00)

| | |
|--------------------------------|------|
| 1. ♦Erin Floros (2006-09) | .483 |
| 2. ♦Megan McDonald (2005-08) | .398 |
| 3. ♦Jenavee Peres (2015-17) | .352 |
| 4. ♦Amber Grahman (2002-03) | .293 |
| 5. ♦Molly Sturdivant (2016-19) | .260 |
| 6. ♦Brooke Johnson (1999-01) | .247 |
| 7. ♦Eva Sahatdjian (2010-11) | .236 |

SEASON RECORDS

OFFENSIVE RECORDS

▷ BATTING AVG. (min. 100 AB)

| | | |
|-----|---------------------------|--------|
| 1. | ◆ Jenavee Peres (2017) | .454 |
| 2. | ◆ Hayley Miles (2012) | .429 |
| 3. | ◆ Zaria Meshack (2017) | .41497 |
| 4. | ◆ Lorena Bauer (2015) | .41478 |
| 5. | ◆ Kayla Jordan (2015) | .414 |
| 6. | ◆ Lorena Bauer (2013) | .401 |
| 7. | ◆ Kellie Nordhagen (2000) | .389 |
| 8. | ◆ Erin Floros (2006) | .388 |
| 9. | ◆ Jessica Camello (2010) | .387 |
| 10. | ◆ Brittany Knudsen (2007) | .386 |

▷ ON-BASE PCT. (min. 100 AB)

| | | |
|-----|---------------------------|------|
| 1. | ◆ Patrice Jackson (2014) | .523 |
| 2. | ◆ Hayley Miles (2012) | .519 |
| 3. | ◆ Sydnee Cable (2014) | .515 |
| 4. | ◆ Jenavee Peres (2017) | .492 |
| 5. | ◆ Kayla Jordan (2015) | .489 |
| 6. | ◆ Lorena Bauer (2015) | .488 |
| 7. | ◆ Molly Sturdivant (2017) | .482 |
| 8. | ◆ Erin Floros (2006) | .467 |
| 9. | ◆ Brittany Knudsen (2007) | .464 |
| 10. | ◆ Lorena Bauer (2013) | .462 |

▷ SLUGGING PCT. (min. 100 AB)

| | | |
|-----|---------------------------|------|
| 1. | ◆ Hayley Miles (2012) | .909 |
| 2. | ◆ Jenavee Peres (2017) | .840 |
| 3. | ◆ Lorena Bauer (2015) | .835 |
| 4. | ◆ Patrice Jackson (2013) | .770 |
| 5. | ◆ Lorena Bauer (2013) | .766 |
| 6. | ◆ Patrice Jackson (2014) | .740 |
| 7. | ◆ Lorena Bauer (2012) | .683 |
| 8. | ◆ Molly Sturdivant (2017) | .664 |
| 9. | ◆ Kayla Jordan (2015) | .660 |
| 10. | ◆ Lorena Bauer (2011) | .633 |

▷ OPS PCT. (OB% + SLG%) (min. 100 AB)

| | | |
|-----|---------------------------|-------|
| 1. | ◆ Hayley Miles (2012) | 1.428 |
| 2. | ◆ Jenavee Peres (2017) | 1.332 |
| 3. | ◆ Lorena Bauer (2015) | 1.323 |
| 4. | ◆ Patrice Jackson (2014) | 1.263 |
| 5. | ◆ Lorena Bauer (2013) | 1.228 |
| 6. | ◆ Patrice Jackson (2013) | 1.226 |
| 7. | ◆ Kayla Jordan (2015) | 1.149 |
| 8. | ◆ Molly Sturdivant (2017) | 1.146 |
| 9. | ◆ Lorena Bauer (2012) | 1.053 |
| 10. | ◆ Erin Floros (2006) | 1.025 |

▷ GAMES PLAYED

| | | |
|----|---------------------------|----|
| 1. | Barbara Mays (1985) | 71 |
| 2. | Shannon Mason (1985) | 70 |
| 3. | Joanne Vilarino (1985) | 68 |
| 4. | Katy Murphy (1985) | 67 |
| 5. | ◆ Sarah Hershman (2001) | 65 |
| | ◆ Janna Kovensky (2001) | 65 |
| | ◆ Kellie Nordhagen (2001) | 65 |
| | Lori Turken (1985) | 65 |
| 9. | ◆ Tiffany Goudy (2002) | 64 |
| | ◆ Sarah Hershman (2002) | 64 |
| | ◆ Janna Kovensky (2002) | 64 |
| | ◆ Kelcy Murphy (2002) | 64 |
| | ◆ Tiffany Goudy (2001) | 64 |
| | Lisa Michie (1985) | 64 |

▷ GAMES STARTED (since 1991)

| | | |
|-----|---------------------------|----|
| 1. | ◆ Janna Kovensky (2001) | 65 |
| 2. | ◆ Tiffany Goudy (2002) | 64 |
| | ◆ Sarah Hershman (2002) | 64 |
| | ◆ Tiffany Goudy (2001) | 64 |
| | ◆ Kellie Nordhagen (2001) | 64 |
| 6. | ◆ Janna Kovensky (2002) | 63 |
| | ◆ Kelcy Murphy (2002) | 63 |
| | ◆ Kellie Nordhagen (2002) | 63 |
| | ◆ Sarah Hershman (2001) | 63 |
| 10. | ◆ Erin Floros (2008) | 61 |
| | ◆ Brittany Knudsen (2008) | 61 |
| | ◆ Tamani Wells (2008) | 61 |
| | ◆ Kellie Nordhagen (2000) | 61 |

▷ AT BATS

| | | |
|-----|----------------------------|-----|
| 1. | Barb Mays (1985) | 237 |
| 2. | ◆ Kellie Nordhagen (2001) | 218 |
| 3. | ◆ Kellie Nordhagen (2002) | 212 |
| 4. | ◆ Kellie Nordhagen (2000) | 208 |
| 5. | ◆ Tiffany Goudy (2001) | 201 |
| 6. | ◆ Tonye McCorkle (2008) | 197 |
| 7. | ◆ Janna Kovensky (2002) | 195 |
| 8. | ◆ Tamani Wells (2008) | 194 |
| | ◆ Kelley Santa Cruz (1997) | 194 |
| 10. | ◆ Tiffany Goudy (2002) | 193 |
| | ◆ Janna Kovensky (2001) | 193 |

▷ RUNS

| | | |
|----|---------------------------|----|
| 1. | ◆ Kayla Jordan (2015) | 63 |
| 2. | ◆ Hayley Miles (2012) | 62 |
| 3. | ◆ Jenavee Peres (2017) | 56 |
| 4. | ◆ Katie Byrd (2017) | 42 |
| 5. | ◆ Tiffany Goudy (2002) | 41 |
| 6. | ◆ Lorena Bauer (2015) | 40 |
| | ◆ Kellie Nordhagen (2000) | 40 |
| 8. | ◆ Kayla Jordan (2013) | 39 |
| | ◆ Brittany Knudsen (2008) | 39 |
| | ◆ Brittany Knudsen (2007) | 39 |

▷ HITS

| | | |
|-----|---------------------------|----|
| 1. | ◆ Kellie Nordhagen (2000) | 81 |
| 2. | ◆ Kayla Jordan (2015) | 79 |
| 3. | ◆ Hayley Miles (2012) | 75 |
| | ◆ Kellie Nordhagen (2001) | 75 |
| 5. | ◆ Jenavee Peres (2017) | 74 |
| 6. | ◆ Lorena Bauer (2015) | 73 |
| 7. | ◆ Tiffany Goudy (2002) | 70 |
| 8. | ◆ Lorena Bauer (2013) | 67 |
| | ◆ Kellie Nordhagen (2002) | 67 |
| 10. | ◆ Samantha Camello (2016) | 65 |

▷ EXTRA-BASE HITS

| | | |
|----|---------------------------|----|
| 1. | ◆ Hayley Miles (2012) | 42 |
| 2. | ◆ Lorena Bauer (2015) | 35 |
| 3. | ◆ Lorena Bauer (2013) | 33 |
| 4. | ◆ Jenavee Peres (2017) | 29 |
| | ◆ Patrice Jackson (2013) | 29 |
| 6. | ◆ Kayla Jordan (2015) | 28 |
| 7. | ◆ Patrice Jackson (2014) | 27 |
| 8. | ◆ Lorena Bauer (2011) | 25 |
| 9. | ◆ Molly Sturdivant (2017) | 22 |
| | ◆ Patrice Jackson (2012) | 22 |

▷ SINGLES

| | | |
|----|---------------------------|----|
| 1. | ◆ Kellie Nordhagen (2000) | 64 |
| 2. | ◆ Kellie Nordhagen (2001) | 63 |
| 3. | ◆ Tamani Wells (2008) | 61 |
| 4. | ◆ Zaria Meshack (2017) | 59 |
| 5. | ◆ Joann Figueroa (2002) | 55 |
| 6. | ◆ Kellie Nordhagen (2002) | 54 |
| 7. | ◆ Brittany Knudsen (2007) | 52 |
| | ◆ Joann Figueroa (2003) | 52 |
| 9. | ◆ Tiffany Goudy (2001) | 51 |
| | ◆ Janna Kovensky (2004) | 51 |
| | ◆ Erin Mahoney (2003) | 51 |

▷ DOUBLES

| | | |
|-----|---------------------------|----|
| 1. | ◆ Hayley Miles (2012) | 20 |
| 2. | ◆ Kayla Jordan (2015) | 18 |
| | ◆ Lorena Bauer (2013) | 18 |
| 4. | ◆ Katie Byrd (2017) | 16 |
| 5. | ◆ Lorena Bauer (2015) | 15 |
| 6. | ◆ Molly Sturdivant (2017) | 14 |
| | ◆ Tiffany Goudy (2002) | 14 |
| | ◆ Kellie Nordhagen (2000) | 14 |
| | Shanon Poulsen (1994) | 14 |
| 10. | ◆ Samantha Camello (2016) | 13 |
| | ◆ Brittany Knudsen (2009) | 13 |
| | ◆ Erin Floros (2006) | 13 |
| | ◆ Meagan Hartung (2004) | 13 |

▷ TRIPLES

| | | |
|----|--------------------------|---|
| 1. | ◆ Kayla Jordan (2013) | 6 |
| 2. | ◆ Kayla Jordan (2012) | 5 |
| | Shanon Poulsen (1993) | 5 |
| | Stacy Goff (1987) | 5 |
| 5. | ◆ Lindsey Marquez (2011) | 4 |
| | ◆ Tonye McCorkle (2009) | 4 |
| | ◆ Tonye McCorkle (2008) | 4 |
| | ◆ Tamani Wells (2007) | 4 |
| | ◆ Tiffany Goudy (2002) | 4 |
| | ◆ Kelcy Murphy (2002) | 4 |
| | Six others tied at | 4 |

▷ HOME RUNS

| | | |
|-----|--------------------------|----|
| 1. | ◆ Hayley Miles (2012) | 20 |
| 2. | ◆ Lorena Bauer (2015) | 19 |
| 3. | ◆ Patrice Jackson (2013) | 18 |
| 4. | ◆ Patrice Jackson (2014) | 17 |
| 5. | ◆ Jenavee Peres (2017) | 16 |
| 6. | ◆ Lorena Bauer (2011) | 15 |
| 7. | ◆ Lorena Bauer (2013) | 13 |
| | ◆ Lorena Bauer (2012) | 13 |
| 9. | ◆ Patrice Jackson (2012) | 11 |
| 10. | ◆ Jenavee Peres (2016) | 9 |
| | ◆ Kayla Jordan (2015) | 9 |
| | ◆ Jenavee Peres (2015) | 9 |

▷ RUNS BATTED IN

| | | |
|-----|---------------------------|----|
| 1. | ◆ Lorena Bauer (2015) | 67 |
| 2. | ◆ Jenavee Peres (2017) | 60 |
| 3. | ◆ Patrice Jackson (2014) | 49 |
| | ◆ Lorena Bauer (2013) | 49 |
| | ◆ Hayley Miles (2012) | 49 |
| 6. | ◆ Jenavee Peres (2015) | 48 |
| | ◆ Patrice Jackson (2013) | 48 |
| | ◆ Lorena Bauer (2011) | 48 |
| 9. | ◆ Molly Sturdivant (2017) | 45 |
| 10. | ◆ Sydnee Cable (2017) | 43 |

▷ TOTAL BASES

| | | |
|-----|---------------------------|-----|
| 1. | ◆ Hayley Miles (2012) | 159 |
| 2. | ◆ Lorena Bauer (2015) | 147 |
| 3. | ◆ Jenavee Peres (2017) | 137 |
| 4. | ◆ Lorena Bauer (2013) | 128 |
| 5. | ◆ Kayla Jordan (2015) | 126 |
| 6. | ◆ Patrice Jackson (2013) | 124 |
| 7. | ◆ Patrice Jackson (2014) | 114 |
| 8. | ◆ Kayla Jordan (2013) | 102 |
| | ◆ Kellie Nordhagen (2000) | 102 |
| 10. | Trish Mang (1987) | 99 |

▷ WALKS

| | | |
|----|----------------------------|----|
| 1. | ◆ Patrice Jackson (2014) | 59 |
| 2. | ◆ Hayley Miles (2014) | 37 |
| 3. | ◆ Sydnee Cable (2014) | 36 |
| 4. | ◆ Hayley Miles (2012) | 34 |
| 5. | ◆ Molly Sturdivant (2017) | 30 |
| 6. | ◆ Brittany Knudsen (2009) | 28 |
| | ◆ Meagan Hartung (2004) | 28 |
| | ◆ Anne Marie Riquez (1998) | 28 |
| 9. | ◆ Hayley Miles (2015) | 27 |
| | ◆ Patrice Jackson (2013) | 27 |
| | ◆ Brittany Knudsen (2008) | 27 |

▷ TIMES HIT BY PITCH (since 1981)

| | | |
|-----|---------------------------|----|
| 1. | ◆ Sydnee Cable (2014) | 14 |
| 2. | ◆ Amber Grahlman (2002) | 8 |
| 3. | ◆ Molly Sturdivant (2019) | 7 |
| | ◆ Taylor Adams (2018) | 7 |
| | ◆ Shelby Thompson (2018) | 7 |
| 6. | ◆ Sydnee Cable (2016) | 6 |
| | ◆ Kristen Carranza (2005) | 6 |
| | ◆ Tashie Aguinaga (2001) | 6 |
| | Robin Long (1989) | 6 |
| 10. | ◆ Jenavee Peres (2017) | 5 |
| | ◆ Sam Vlat (2016) | 5 |
| | ◆ Sydnee Cable (2015) | 5 |
| | ◆ Kayla Jordan (2015) | 5 |
| | ◆ Jenavee Peres (2015) | 5 |
| | ◆ Hayley Miles (2011) | 5 |
| | ◆ Monica Alnes (2010) | 5 |
| | ◆ Meagan Hartung (2006) | 5 |
| | ◆ Megan McDonald (2006) | 5 |
| | ◆ Megan McDonald (2005) | 5 |

▷ STOLEN BASES

| | | |
|-----|----------------------------|----|
| 1. | ◆ Gina Punaro (1997) | 32 |
| 2. | ◆ Tamani Wells (2008) | 25 |
| | ◆ Kelley Santa Cruz (1997) | 25 |
| 4. | ◆ Kelley Santa Cruz (1996) | 23 |
| 5. | ◆ Kayla Jordan (2015) | 21 |
| | ◆ Dominique Dinner (2014) | 21 |
| 7. | ◆ Kayla Jordan (2014) | 20 |
| | ◆ Tami Simpson (1999) | 20 |
| | Jennifer Hambly (1993) | 20 |
| 10. | ◆ Kiera Wright (2019) | 19 |
| | ◆ Sarah Hershman (2002) | 19 |
| | ◆ Janna Kovensky (2002) | 19 |

▷ STOLEN BASE % (since '83; min. 8 att)

| | | |
|-----|-------------------------------------|---------------|
| 1. | Lori Turken (1982) | 1.000 (18/18) |
| | ◆ Janna Kovensky (2004) | 1.000 (17/17) |
| | ◆ Jen Wisneski (2011) | 1.000 (8/8) |
| | ◆ Tami Simpson (1998) | 1.000 (8/8) |
| 5. | ◆ Stefanie Quichocho-Rosario (2007) | .938 |
| 6. | ◆ Aris Metcalfe (2018) | .923 |
| | ◆ Brittany Knudsen (2008) | .923 |
| | ◆ Meagan Hartung (2006) | .923 |
| 9. | ◆ Kelley Santa Cruz (1996) | .920 |
| 10. | ◆ Tonye McCorkle (2009) | .917 |
| | Tracy Stowe (1992) | .917 |

▷ SACRIFICE BUNTS

| | | |
|----|----------------------------|----|
| 1. | Joanne Vilarino (1985) | 28 |
| 2. | Tracy Stowe (1992) | 25 |
| 3. | ◆ Tamani Wells (2008) | 23 |
| 4. | ◆ Joann Figueroa (2002) | 21 |
| 5. | ◆ Sarah Hershman (2001) | 19 |
| 6. | ◆ Anne Marie Riquez (1997) | 18 |
| | Tracy Stowe (1991) | 18 |
| | Cindy Moser (1984) | 18 |
| 9. | ◆ Bree Boyer (2004) | 16 |
| | ◆ Erin Mahoney (2004) | 16 |
| | ◆ Sarah Hershman (2002) | 16 |

▷ SACRIFICE FLIES (since 1983)

| | | |
|----|---------------------------|---|
| 1. | ◆ Jenavee Peres (2017) | 5 |
| | ◆ Molly Sturdivant (2017) | 5 |
| | ◆ Molly Sturdivant (2016) | 5 |
| | Robin Long (1987) | 5 |
| 5. | ◆ Sydnee Cable (2017) | 4 |
| | ◆ Jaylene Ignacio (2017) | 4 |
| | ◆ Lindsey Marquez (2008) | 4 |
| | ◆ Kelly Bunker (1999) | 4 |
| 9. | ◆ Shelby Thompson (2019) | 3 |
| | ◆ Taylor Stewart (2017) | 3 |
| | ◆ Jenavee Peres (2015) | 3 |
| | ◆ Patrice Jackson (2013) | 3 |
| | ◆ Kameron May (2013) | 3 |
| | ◆ Patrice Jackson (2012) | 3 |
| | ◆ Lorena Bauer (2011) | 3 |
| | ◆ Justeen Maeva (2010) | 3 |
| | ◆ Taryn Casillas (2007) | 3 |
| | ◆ Joann Figueroa (2004) | 3 |
| | ◆ Janna Kovensky (2002) | 3 |
| | ◆ Tashie Aguinaga (2000) | 3 |
| | ◆ Erryn Gutjahr (1999) | 3 |
| | Stephanie Chapel (1990) | 3 |

▷ AB/STRIKEOUT (since '81; min. 100 AB)

| | | |
|-----|---------------------------|--------|
| 1. | Trish Mang (1988) | 124.00 |
| 2. | Trish Mang (1987) | 61.00 |
| 3. | ◆ Jackie Eigner (1998) | 51.00 |
| 4. | Jennifer Hambly (1992) | 36.00 |
| 5. | Jennifer Woolery (1994) | 33.25 |
| 6. | Julie Caldwell (1989) | 31.20 |
| 7. | ◆ Tamani Wells (2007) | 29.50 |
| 8. | ◆ Erin Floros (2009) | 28.75 |
| 9. | ◆ Vanessa Villegas (2000) | 25.60 |
| 10. | Barbara Mays (1986) | 24.29 |

SEASON RECORDS

PITCHING RECORDS

WINS

| | |
|-----------------------------|----|
| 1. ♦Erica Romero (2015) | 36 |
| 2. ♦Danielle O'Toole (2014) | 31 |
| 3. ♦Christina Ross (2008) | 30 |
| ♦Sandra Durazo (2001) | 30 |
| 5. ♦Samantha Beasley (2010) | 29 |
| 6. ♦Sandra Durazo (2000) | 25 |
| 7. ♦Christina Ross (2007) | 23 |
| 8. ♦Rebecca Arbino (2013) | 21 |
| 9. ♦Bailey Micetich (2011) | 20 |
| ♦Bre DeSanta (2002) | 20 |

WIN PCT. (min. 12 decisions)

| | |
|-----------------------------|------|
| 1. ♦Celena Velasquez (2004) | .762 |
| 2. ♦Danielle O'Toole (2014) | .756 |
| 3. ♦Bre DeSanta (2003) | .750 |
| 4. ♦Bailey Micetich (2009) | .731 |
| 5. ♦Samantha Beasley (2010) | .725 |
| 6. ♦Bre DeSanta (2002) | .690 |
| 7. ♦Christina Ross (2008) | .682 |
| 8. ♦Bailey Micetich (2012) | .680 |
| 9. ♦Erica Romero (2015) | .679 |
| 10. ♦Sandra Durazo (2000) | .676 |

EARNED RUN AVG. (min. 80 IP)

| | |
|---------------------------|------|
| 1. Patty Mackey (1983) | 0.33 |
| 2. Robyn Reid (1984) | 0.45 |
| 3. Lisa Perettie (1991) | 0.71 |
| 4. Patty Mackey (1982) | 0.72 |
| 5. Robyn Reid (1983) | 0.78 |
| 6. ♦Christina Ross (2008) | 1.00 |
| 7. Patty Mackey (1980) | 1.01 |
| 8. Robyn Reid (1985) | 1.08 |
| 9. Lori Thompson (1985) | 1.13 |
| 10. ♦Bre DeSanta (2003) | 1.15 |

APPEARANCES

| | |
|-----------------------------|----|
| 1. ♦Erica Romero (2015) | 56 |
| 2. ♦Christina Ross (2008) | 52 |
| 3. ♦Danielle O'Toole (2014) | 48 |
| 4. ♦Sandra Durazo (2001) | 47 |
| 5. ♦Bre DeSanta (2002) | 46 |
| 6. ♦Sandra Durazo (2000) | 46 |
| 7. ♦Samantha Beasley (2010) | 45 |
| ♦Christina Ross (2007) | 45 |
| 9. ♦Marissa Moreno (2018) | 42 |
| ♦Rebecca Arbino (2013) | 42 |
| ♦Bailey Micetich (2011) | 42 |
| ♦Celena Velasquez (2005) | 42 |

GAMES STARTED

| | |
|-----------------------------|----|
| 1. ♦Erica Romero (2015) | 47 |
| 2. ♦Sandra Durazo (2001) | 40 |
| 3. ♦Christina Ross (2008) | 38 |
| 4. ♦Marissa Moreno (2018) | 37 |
| 5. ♦Danielle O'Toole (2014) | 36 |
| 6. Lisa Michie (1986) | 34 |
| 7. ♦Samantha Beasley (2010) | 33 |
| ♦Christina Ross (2007) | 33 |
| Michelle Wesson (1990) | 33 |
| 10. Karen McCormick (1992) | 31 |
| Heidi Urban (1987) | 31 |
| Robyn Reid (1985) | 31 |

COMPLETE GAMES

| | |
|-----------------------------|----|
| 1. ♦Sandra Durazo (2001) | 35 |
| 2. ♦Christina Ross (2008) | 31 |
| 3. Lisa Michie (1986) | 30 |
| 4. ♦Erica Romero (2015) | 28 |
| Michelle Wesson (1990) | 28 |
| 6. ♦Danielle O'Toole (2014) | 26 |
| Heidi Urban (1987) | 26 |
| Robyn Reid (1985) | 26 |
| 9. ♦Christina Ross (2007) | 25 |
| 10. Karen McCormick (1993) | 24 |
| MarQuessa Penrod (1993) | 24 |
| Karen McCormick (1992) | 24 |

SOLO SHUTOUTS (since 1999)

| | |
|-----------------------------|----|
| 1. ♦Samantha Beasley (2010) | 11 |
| 2. ♦Celena Velasquez (2005) | 10 |
| 3. ♦Christina Ross (2008) | 9 |
| ♦Christina Ross (2007) | 9 |
| ♦Sandra Durazo (2001) | 9 |
| 6. ♦Bre DeSanta (2003) | 8 |
| 7. ♦Danielle O'Toole (2014) | 7 |
| ♦Samantha Beasley (2009) | 7 |
| ♦Bailey Micetich (2009) | 7 |
| 10. ♦Bailey Micetich (2012) | 6 |

TOTAL SHUTOUTS

| | |
|-----------------------------|----|
| 1. ♦Samantha Beasley (2010) | 14 |
| ♦Christina Ross (2008) | 14 |
| 3. ♦Celena Velasquez (2005) | 12 |
| 4. ♦Danielle O'Toole (2014) | 11 |
| ♦Samantha Beasley (2009) | 11 |
| ♦Bailey Micetich (2009) | 11 |
| 7. ♦Bre DeSanta (2003) | 10 |
| ♦Sandra Durazo (2001) | 10 |
| Michelle Wesson (1990) | 10 |
| 10. ♦Rebecca Arbino (2013) | 9 |
| ♦Christina Ross (2007) | 9 |

SAVES

| | |
|-----------------------------|---|
| 1. ♦Samantha Beasley (2009) | 6 |
| ♦Christina Ross (2005) | 6 |
| ♦Bre DeSanta (2002) | 6 |
| 4. ♦Alex Formby (2017) | 5 |
| ♦Alex Formby (2016) | 5 |
| ♦Celena Velasquez (2004) | 5 |
| 7. ♦Marissa Moreno (2019) | 4 |
| ♦Rebecca Arbino (2012) | 4 |
| 9. ♦Samantha Beasley (2011) | 3 |
| ♦Bailey Micetich (2010) | 3 |
| ♦Renae Mohamed (1997) | 3 |

INNINGS PITCHED

| | |
|-----------------------------|-------|
| 1. ♦Erica Romero (2015) | 318.2 |
| 2. ♦Sandra Durazo (2001) | 297.1 |
| 3. ♦Christina Ross (2008) | 293.2 |
| 4. ♦Danielle O'Toole (2014) | 256.2 |
| 5. Lisa Michie (1986) | 253.0 |
| 6. ♦Samantha Beasley (2010) | 240.0 |
| 7. Michelle Wesson (1990) | 237.0 |
| 8. ♦Christina Ross (2007) | 228.2 |
| 9. ♦Sandra Durazo (2000) | 224.1 |
| 10. Karen McCormick (1992) | 219.1 |

STRIKEOUTS

| | |
|------------------------------|-----|
| 1. ♦Samantha Beasley (2010) | 354 |
| 2. ♦Christina Ross (2008) | 275 |
| 3. ♦Samantha Beasley (2009) | 227 |
| 4. ♦Celena Velasquez (2005) | 211 |
| 5. ♦Sandra Durazo (2001) | 203 |
| 6. ♦Rebecca Arbino (2013) | 201 |
| ♦Christina Ross (2007) | 201 |
| 8. ♦Bre DeSanta (2003) | 199 |
| 9. ♦Bailey Micetich (2012) | 198 |
| 10. ♦Danielle O'Toole (2014) | 196 |

K'S PER 7 INNINGS (min. 80 IP)

| | |
|------------------------------|-------|
| 1. ♦Samantha Beasley (2010) | 10.32 |
| 2. ♦Melissa Owens (2007) | 8.66 |
| 3. ♦Samantha Beasley (2009) | 8.45 |
| 4. ♦Bailey Micetich (2012) | 8.30 |
| 5. ♦Bre DeSanta (2003) | 7.90 |
| 6. ♦Celena Velasquez (2005) | 7.83 |
| 7. ♦Samantha Beasley (2011) | 7.62 |
| 8. ♦Cori Janelli (2005) | 6.941 |
| 9. ♦Bailey Micetich (2009) | 6.936 |
| 10. ♦Celena Velasquez (2006) | 6.80 |

WALKS PER 7 INNINGS (min. 80 IP)

| | |
|-----------------------------|-------|
| 1. ♦Cori Janelli (2004) | 0.57 |
| 2. Robyn Reid (1984) | 0.65 |
| 3. ♦Celena Velasquez (2005) | 0.78 |
| 4. Vicki Bence (1986) | 0.826 |
| 5. ♦Celena Velasquez (2003) | 0.833 |
| 6. Sara Ahern (1990) | 0.86 |
| 7. ♦Renae Mohamed (1997) | 0.90 |
| 8. Patty Mackey (1983) | 0.96 |
| 9. ♦Celena Velasquez (2004) | 1.05 |
| 10. ♦Lisa Gonzales (1997) | 1.07 |

K/BB RATIO (min. 80 IP)

| | |
|------------------------------|-------|
| 1. ♦Celena Velasquez (2005) | 10.05 |
| 2. ♦Cori Janelli (2004) | 8.50 |
| 3. Robyn Reid (1984) | 8.21 |
| 4. ♦Bailey Micetich (2012) | 6.60 |
| 5. ♦Celena Velasquez (2003) | 6.53 |
| 6. ♦Samantha Beasley (2010) | 6.10 |
| 7. ♦Rebecca Arbino (2013) | 5.91 |
| 8. ♦Melissa Owens (2007) | 5.33 |
| 9. ♦Bailey Micetich (2009) | 5.14 |
| 10. ♦Celena Velasquez (2004) | 4.81 |

OPP. AVG. (min. 80 IP) (since 1991)

| | |
|-----------------------------|-------|
| 1. ♦Samantha Beasley (2010) | .173 |
| 2. ♦Celena Velasquez (2005) | .1740 |
| 3. ♦Bre DeSanta (2003) | .1744 |
| 4. Lisa Perettie (1991) | .189 |
| 5. ♦Samantha Beasley (2009) | .203 |
| 6. ♦Bre DeSanta (2002) | .205 |
| 7. ♦Christina Ross (2008) | .206 |
| 8. Michelle Wesson (1991) | .207 |
| 9. ♦Cori Janelli (2004) | .215 |
| 10. Tracey Andrews (1992) | .216 |

HITS PER 7 INNINGS (min. 80 IP)

| | |
|-----------------------------|-------|
| 1. Lori Thompson (1985) | 4.04 |
| 2. ♦Bre DeSanta (2003) | 4.12 |
| 3. Patty Mackey (1982) | 4.15 |
| 4. Robyn Reid (1983) | 4.23 |
| 5. Patty Mackey (1983) | 4.257 |
| 6. Robyn Reid (1985) | 4.260 |
| 7. Robyn Reid (1984) | 4.372 |
| 8. ♦Samantha Beasley (2010) | 4.375 |
| 9. ♦Celena Velasquez (2005) | 4.378 |
| 10. Mya Sanders (1981) | 4.49 |

WHIP (Walks+Hits/IP) (min. 80 IP)

| | |
|------------------------------|-------|
| 1. Robyn Reid (1984) | 0.718 |
| 2. ♦Celena Velasquez (2005) | 0.737 |
| 3. Patty Mackey (1983) | 0.744 |
| 4. Lori Thompson (1985) | 0.785 |
| 5. Patty Mackey (1982) | 0.788 |
| 6. Robyn Reid (1983) | 0.791 |
| 7. Robyn Reid (1985) | 0.806 |
| 8. Lisa Perettie (1991) | 0.854 |
| 9. Lisa Mackey (1980) | 0.862 |
| 10. ♦Samantha Beasley (2010) | 0.867 |

DEFENSIVE RECORDS

FIELDING % (since '81, min. 120 chances)

| | |
|----------------------------|-----------------|
| 1. ♦Erin Floros (2009) | 1.000 (281 ch.) |
| ♦Danielle Touhey (2003) | 1.000 (251 ch.) |
| 3. Debbie Burford (1991) | .998 |
| 4. Danielle Touhey (2005) | .9952 |
| 5. ♦Kristin May (2010) | .9941 |
| 6. ♦Amber Grahman (2003) | .9940 |
| 7. Kathy Benson (1981) | .9938 |
| 8. ♦Erin Floros (2006) | .9932 |
| 9. ♦Kristina Kirk (2000) | .9925 |
| 10. ♦Eva Sahatdjian (2011) | .9923 |

CHANCES (since 1981)

| | |
|---------------------------|-----|
| 1. Anna Mendez (1990) | 594 |
| 2. Stacy Goff (1987) | 589 |
| 3. Leslie Lung (1989) | 577 |
| 4. ♦Summer Ehrsam (2002) | 517 |
| 5. ♦Erryn Gutjahr (1997) | 506 |
| 6. ♦Jacque Vaca (2003) | 458 |
| 7. Joanne Vilarino (1985) | 457 |
| 8. ♦Summer Ehrsam (2001) | 449 |
| 9. Debbie Burford (1991) | 424 |
| Leslie Lung (1988) | 424 |

PUTOUTS (since 1981)

| | |
|----------------------------|-----|
| 1. Anna Mendez (1990) | 547 |
| 2. Leslie Lung (1989) | 532 |
| 3. Stacy Goff (1987) | 526 |
| 4. ♦Summer Ehrsam (2002) | 465 |
| 5. ♦Erryn Gutjahr (1997) | 455 |
| 6. ♦Jacque Vaca (2003) | 404 |
| 7. Debbie Burford (1991) | 402 |
| 8. ♦Summer Ehrsam (2001) | 393 |
| 9. Leslie Lung (1988) | 388 |
| 10. ♦Justeen Maevea (2012) | 387 |

ASSISTS (since 1981)

| | |
|----------------------------|-----|
| 1. ♦Tashie Aguinaga (2001) | 201 |
| Barbara Mays (1986) | 201 |
| 3. Julie Myers (1990) | 197 |
| 4. Kellie Eldredge (1987) | 189 |
| 5. ♦Jackie Eigner (1997) | 184 |
| 6. ♦Kelcy Murphy (2002) | 179 |
| 7. Trish Mang (1987) | 173 |
| 8. ♦Joann Figueroa (2002) | 154 |
| 9. Jennifer Drobach (1989) | 150 |
| 10. ♦Kelcy Murphy (2003) | 144 |

CAUGHT STEALING BY (Since 2000)

| | |
|-----------------------------|----|
| 1. ♦Megan McDonald (2007) | 18 |
| 2. ♦Brooke Johnson (2000) | 14 |
| ♦Jenavee Peres (2015) | 14 |
| ♦Kristin May (2013) | 14 |
| 5. ♦Megan McDonald (2008) | 11 |
| ♦Erin Floros (2007) | 11 |
| ♦Erin Floros (2006) | 11 |
| 8. ♦Molly Sturdivant (2019) | 10 |
| ♦Molly Sturdivant (2018) | 10 |
| 10. ♦Eva Sahatdjian (2011) | 7 |
| ♦Danielle Touhey (2004) | 7 |
| ♦Amber Grahman (2002) | 7 |

CAUGHT STEALING % (min. 8 att) (since '00)

| | |
|----------------------------|------|
| 1. ♦Erin Floros (2006) | .579 |
| 2. ♦Erin Floros (2007) | .524 |
| 3. ♦Traci Wolf (2009) | .500 |
| ♦Megan McDonald (2007) | .500 |
| 5. ♦Jenavee Peres (2015) | .452 |
| 6. ♦Amber Grahman (2003) | .387 |
| 7. ♦Erin Floros (2009) | .375 |
| 8. ♦Danielle Touhey (2002) | .364 |
| 9. ♦Megan McDonald (2008) | .355 |
| 10. ♦Brooke Johnson (2000) | .318 |

MOUNTAIN WEST RECORDS

OFFENSIVE RECORDS

▷ BATTING AVG. (min. 30 AB)

| | |
|--------------------------|------|
| 1. ♦Jenavee Peres (2017) | .538 |
| 2. ♦Lorena Bauer (2015) | .519 |
| 3. ♦Hayley Miles (2011) | .512 |
| 4. ♦Erin Floros (2006) | .491 |
| 5. ♦Hayley Miles (2012) | .487 |
| 6. ♦Lorena Bauer (2013) | .469 |
| 7. ♦Kayla Jordan (2015) | .463 |

▷ ON-BASE PCT. (min. 30 AB)

| | |
|----------------------------|------|
| 1. ♦Hayley Miles (2012) | .623 |
| 2. ♦Lorena Bauer (2015) | .587 |
| 3. ♦Jenavee Peres (2017) | .585 |
| 4. ♦Erin Floros (2006) | .578 |
| 5. ♦Hayley Miles (2011) | .556 |
| 6. ♦Patrice Jackson (2014) | .550 |
| 7. ♦Kayla Jordan (2012) | .549 |

▷ SLUGGING PCT. (min. 30 AB)

| | |
|----------------------------|-------|
| 1. ♦Hayley Miles (2012) | 1.359 |
| 2. ♦Lorena Bauer (2015) | 1.127 |
| 3. ♦Patrice Jackson (2013) | 1.042 |
| 4. ♦Jenavee Peres (2017) | .988 |
| 5. ♦Patrice Jackson (2012) | .923 |
| 6. ♦Lorena Bauer (2013) | .878 |
| 7. ♦Hayley Miles (2011) | .805 |

▷ OPS PCT. (OB% + SLG%) (min. 30 AB)

| | |
|----------------------------|-------|
| 1. ♦Hayley Miles (2012) | 1.982 |
| 2. ♦Lorena Bauer (2015) | 1.714 |
| 3. ♦Jenavee Peres (2017) | 1.573 |
| 4. ♦Patrice Jackson (2013) | 1.550 |
| 5. ♦Lorena Bauer (2013) | 1.414 |
| 6. ♦Patrice Jackson (2012) | 1.378 |
| 7. ♦Hayley Miles (2011) | 1.361 |

▷ GAMES PLAYED

| | |
|--------------------------|----|
| 1. ♦Taylor Adams (2019) | 24 |
| ♦Katie Byrd (2019) | 24 |
| ♦Kelsey Munoz (2019) | 24 |
| ♦Kristen Parker (2019) | 24 |
| ♦Molly Sturdivant (2019) | 24 |
| ♦Shelby Thompson (2019) | 24 |
| ♦33 others tied at | 24 |

▷ GAMES STARTED

| | |
|--------------------------|----|
| 1. ♦Taylor Adams (2019) | 24 |
| ♦Katie Byrd (2019) | 24 |
| ♦Kelsey Munoz (2019) | 24 |
| ♦Molly Sturdivant (2019) | 24 |
| ♦Shelby Thompson (2019) | 24 |
| ♦30 others tied at | 24 |

▷ AT BATS

| | |
|-----------------------------|----|
| 1. ♦Samantha Camello (2016) | 86 |
| ♦Kayla Jordan (2014) | 86 |
| 3. ♦Katie Byrd (2017) | 83 |
| 4. ♦Katie Byrd (2019) | 82 |
| ♦Kayla Jordan (2015) | 82 |
| 6. ♦Sydnee Cable (2017) | 81 |
| 7. ♦Jenavee Peres (2017) | 80 |

▷ RUNS

| | |
|----------------------------|----|
| 1. ♦Kayla Jordan (2015) | 35 |
| 2. ♦Jenavee Peres (2017) | 32 |
| 3. ♦Lorena Bauer (2015) | 26 |
| 4. ♦Zaria Meshack (2017) | 23 |
| 5. ♦Katie Byrd (2017) | 22 |
| 6. ♦Hayley Miles (2012) | 21 |
| 7. ♦Shelby Thompson (2018) | 20 |

▷ HITS

| | |
|-----------------------------|----|
| 1. ♦Jenavee Peres (2017) | 43 |
| 2. ♦Lorena Bauer (2015) | 41 |
| 3. ♦Kayla Jordan (2015) | 38 |
| 4. ♦Zaria Meshack (2017) | 36 |
| 5. ♦Shelby Thompson (2019) | 31 |
| 6. ♦Samantha Camello (2016) | 32 |
| 7. ♦Katie Byrd (2017) | 29 |
| ♦Sydnee Cable (2017) | 29 |

▷ EXTRA-BASE HITS

| | |
|----------------------------|----|
| 1. ♦Lorena Bauer (2015) | 21 |
| 2. ♦Jenavee Peres (2017) | 17 |
| 3. ♦Kayla Jordan (2015) | 14 |
| 4. ♦Patrice Jackson (2013) | 13 |
| ♦Hayley Miles (2012) | 13 |
| 6. ♦Patrice Jackson (2012) | 12 |
| 7. ♦Katie Byrd (2017) | 11 |
| ♦Shelby Thompson (2017) | 11 |
| ♦Jenavee Peres (2015) | 11 |

▷ SINGLES

| | |
|----------------------------|----|
| 1. ♦Zaria Meshack (2017) | 34 |
| 2. ♦Jenavee Peres (2017) | 26 |
| 3. ♦Kayla Jordan (2015) | 24 |
| ♦Katie Mathis (2014) | 24 |
| 5. ♦Shelby Thompson (2019) | 23 |
| ♦Samantha Camello (2016) | 23 |
| ♦Dominique Dinner (2014) | 23 |

▷ DOUBLES

| | |
|--------------------------|----|
| 1. ♦Katie Byrd (2017) | 10 |
| 2. ♦Kayla Jordan (2015) | 8 |
| ♦Patrice Jackson (2012) | 8 |
| 4. ♦Katie Byrd (2019) | 7 |
| ♦Jenavee Peres (2017) | 7 |
| ♦Samantha Camello (2016) | 7 |
| ♦Lorena Bauer (2015) | 7 |

▷ TRIPLES

| | |
|---------------------------|---|
| 1. ♦Leia Ruiz (2015) | 2 |
| ♦Kayla Jordan (2012) | 2 |
| ♦Tonye McCorkle (2008) | 2 |
| ♦Brittany Knudsen (2007) | 2 |
| 5. ♦Taylor Stewart (2018) | 1 |
| ♦Shelby Thompson (2018) | 1 |
| ♦Jenavee Peres (2017) | 1 |
| ♦Shelby Thompson (2017) | 1 |
| ♦Kiera Wright (2017) | 1 |
| ♦37 others tied at | 1 |

▷ HOME RUNS

| | |
|----------------------------|----|
| 1. ♦Lorena Bauer (2015) | 13 |
| 2. ♦Hayley Miles (2012) | 10 |
| 3. ♦Jenavee Peres (2017) | 9 |
| ♦Patrice Jackson (2013) | 9 |
| 5. ♦Shelby Thompson (2017) | 6 |
| ♦Kayla Jordan (2015) | 6 |
| 7. ♦Shelby Thompson (2018) | 5 |
| ♦Molly Sturdivant (2016) | 5 |
| ♦Sydnee Cable (2015) | 5 |
| ♦Jenavee Peres (2015) | 5 |
| ♦Jaylene Ignacio (2014) | 5 |
| ♦Patrice Jackson (2014) | 5 |
| ♦Lorena Bauer (2013) | 5 |

▷ RUNS BATTED IN

| | |
|-----------------------------|----|
| 1. ♦Lorena Bauer (2015) | 37 |
| 2. ♦Jenavee Peres (2017) | 31 |
| 3. ♦Molly Sturdivant (2017) | 26 |
| ♦Jenavee Peres (2015) | 26 |
| 5. ♦Molly Sturdivant (2016) | 24 |
| 6. ♦Hayley Miles (2012) | 21 |
| ♦Katie Byrd (2017) | 21 |
| ♦Shelby Thompson (2017) | 21 |
| ♦Hayley Miles (2012) | 21 |

▷ TOTAL BASES

| | |
|----------------------------|----|
| 1. ♦Lorena Bauer (2015) | 89 |
| 2. ♦Jenavee Peres (2017) | 79 |
| 3. ♦Kayla Jordan (2015) | 64 |
| 4. ♦Hayley Miles (2012) | 53 |
| 5. ♦Shelby Thompson (2017) | 51 |
| 6. ♦Patrice Jackson (2013) | 50 |
| 7. ♦Jenavee Peres (2015) | 49 |

▷ WALKS

| | |
|-----------------------------|----|
| 1. ♦Patrice Jackson (2014) | 25 |
| 2. ♦Molly Sturdivant (2017) | 19 |
| 3. ♦Hayley Miles (2014) | 16 |
| 4. ♦Kayla Bufardeci (2015) | 14 |
| 5. ♦Taylor Stewart (2018) | 13 |
| ♦Lorena Bauer (2015) | 13 |
| ♦Kayla Jordan (2015) | 13 |
| ♦Hayley Miles (2012) | 13 |
| ♦Melissa Owens (2006) | 13 |

▷ TIMES HIT BY PITCH

| | |
|----------------------------|---|
| 1. ♦Taylor Adams (2018) | 6 |
| 2. ♦Jenavee Peres (2017) | 5 |
| 3. ♦Shelby Thompson (2018) | 4 |
| ♦Sydnee Cable (2015) | 4 |
| 5. ♦Kelsey Munoz (2018) | 3 |
| ♦Katie Byrd (2017) | 3 |
| ♦Sydnee Cable (2016) | 3 |
| ♦Sam Vlot (2016) | 3 |
| ♦Jenavee Peres (2015) | 3 |
| ♦Erin Floros (2008) | 3 |
| ♦Meagan Hartung (2006) | 3 |
| ♦Amber Grahman (2002) | 3 |

▷ STOLEN BASES

| | |
|-----------------------------|----|
| 1. ♦Kayla Jordan (2014) | 11 |
| 2. ♦Kayla Jordan (2015) | 10 |
| 3. ♦Brittany Knudsen (2007) | 9 |
| 4. ♦Kiera Wright (2018) | 8 |
| ♦Tamani Wells (2008) | 8 |
| 6. ♦Katie Mathis (2014) | 7 |
| ♦Kayla Jordan (2013) | 7 |
| ♦Sarah Hershman (2000) | 7 |

▷ STOLEN BASE % (min. 3 att)

| | |
|-------------------------------|-------------------|
| 1. ♦Kayla Jordan (2015) | 1.000 (10-for-10) |
| ♦Brittany Knudsen (2007) | 1.000 (9-for-9) |
| ♦Kayla Jordan (2013) | 1.000 (7-for-7) |
| ♦Tonye McCorkle (2009) | 1.000 (6-for-6) |
| ♦Janna Kovensky (2004) | 1.000 (6-for-6) |
| ♦Jenavee Peres (2015) | 1.000 (5-for-5) |
| ♦Zaria Meshack (2015) | 1.000 (5-for-5) |
| ♦Tonye McCorkle (2008) | 1.000 (5-for-5) |
| ♦Sarah Hershman (2002) | 1.000 (5-for-5) |
| ♦Aris Metcalfe (2016) | 1.000 (4-for-4) |
| ♦Jen Wisneski (2011) | 1.000 (4-for-4) |
| ♦Kelcy Murphy (2004) | 1.000 (4-for-4) |
| ♦Joann Figueroa (2002) | 1.000 (4-for-4) |
| ♦Janna Kovensky (2001) | 1.000 (4-for-4) |
| ♦Kristen Parker (2019) | 1.000 (3-for-3) |
| ♦Felicia Reifschneider (2011) | 1.000 (3-for-3) |
| ♦S. Quichocho-Rosario (2010) | 1.000 (3-for-3) |
| ♦Melissa Owens (2007) | 1.000 (3-for-3) |
| ♦Sarah Hershman (2001) | 1.000 (3-for-3) |
| ♦Tiffany Goudy (2000) | 1.000 (3-for-3) |

▷ SACRIFICE HITS

| | |
|-----------------------------|----|
| 1. ♦Leia Ruiz (2016) | 10 |
| 2. ♦Tamani Wells (2008) | 9 |
| 3. ♦Samantha Camello (2015) | 8 |
| ♦Bree Boyer (2004) | 8 |
| ♦Joann Figueroa (2002) | 8 |
| 6. ♦Sarah Hershman (2002) | 7 |
| ♦Tashie Aguinaga (2001) | 7 |

▷ SACRIFICE FLIES

| | |
|-----------------------------|---|
| 1. ♦Molly Sturdivant (2017) | 4 |
| 2. ♦Jaylene Ignacio (2017) | 3 |
| ♦Molly Sturdivant (2016) | 3 |
| 4. ♦Sydnee Cable (2017) | 2 |
| ♦Jenavee Peres (2017) | 2 |
| ♦Taylor Stewart (2017) | 2 |
| ♦Sydnee Cable (2016) | 2 |
| ♦Jenavee Peres (2015) | 2 |
| ♦Jaylene Ignacio (2015) | 2 |
| Four others tied at | 2 |

▷ AB/STRIKEOUT (min. 30 AB)

| | |
|---------------------------|------------------|
| 1. ♦Tamani Wells (2007) | Infinity (67 AB) |
| 2. ♦Tamani Wells (2006) | 55.00 |
| 3. ♦Janna Kovensky (2001) | 50.00 |
| 4. ♦Erin Floros (2009) | 48.00 |
| 5. ♦Hayley Miles (2012) | 39.00 |
| 6. ♦Bree Boyer (2006) | 37.00 |
| ♦Alexis Gutierrez (2000) | 37.00 |

▷ MULTI-HIT GAMES

| | |
|----------------------------|----|
| 1. ♦Jenavee Peres (2017) | 14 |
| ♦Lorena Bauer (2015) | 14 |
| 3. ♦Kayla Jordan (2015) | 12 |
| 4. ♦Shelby Thompson (2019) | 10 |
| ♦Sydnee Cable (2017) | 10 |
| ♦Zaria Meshack (2017) | 10 |
| ♦Jenavee Peres (2015) | 10 |

▷ MULTI-RBI GAMES

| | |
|-----------------------------|---|
| 1. ♦Molly Sturdivant (2017) | 9 |
| 2. ♦Lorena Bauer (2015) | 8 |
| ♦Jenavee Peres (2015) | 8 |
| 4. ♦Molly Sturdivant (2019) | 7 |
| ♦Katie Byrd (2017) | 7 |
| ♦Molly Sturdivant (2016) | 7 |
| ♦Hayley Miles (2012) | 7 |
| 7. ♦Jenavee Peres (2017) | 6 |

MOUNTAIN WEST RECORDS

PITCHING RECORDS

▷ WINS

| | | |
|----|--------------------------|----|
| 1. | ♦Erica Romero (2015) | 18 |
| 2. | ♦Danielle O'Toole (2014) | 13 |
| | ♦Christina Ross (2008) | 13 |
| 4. | ♦Sandra Durazo (2000) | 12 |
| 5. | ♦Samantha Beasley (2010) | 11 |
| | ♦Bre DeSanta (2002) | 11 |
| 7. | ♦Sandra Durazo (2001) | 10 |

▷ WIN PCT. (min. 5 decisions)

| | | |
|----|-------------------------------|--------------|
| 1. | ♦Bre DeSanta (2002) | 1.000 (11-0) |
| | ♦Bre DeSanta (2003) | 1.000 (6-0) |
| 3. | ♦ Alicia Garcia (2019) | .857 |
| | ♦Celena Velasquez (2004) | .857 |
| 5. | ♦Danielle O'Toole (2013) | .833 |
| 6. | ♦Bailey Micetich (2012) | .800 |
| | ♦Christina Ross (2006) | .800 |
| | ♦Celena Velasquez (2006) | .800 |

▷ EARNED RUN AVG. (min. 24 IP)

| | | |
|----|--------------------------|------|
| 1. | ♦Celena Velasquez (2003) | 0.81 |
| 2. | ♦Bre DeSanta (2002) | 0.83 |
| 3. | ♦Celena Velasquez (2004) | 0.85 |
| 4. | ♦Christina Ross (2008) | 1.01 |
| 5. | ♦Bailey Micetich (2009) | 1.09 |
| 6. | ♦Samantha Beasley (2010) | 1.21 |
| 7. | ♦Bre DeSanta (2003) | 1.38 |

▷ APPEARANCES

| | | |
|----|--------------------------------|----|
| 1. | ♦Erica Romero (2015) | 24 |
| 2. | ♦Danielle O'Toole (2014) | 21 |
| 3. | ♦ Marissa Moreno (2019) | 20 |
| | ♦Alex Formby (2016) | 20 |
| 5. | ♦Christina Ross (2008) | 19 |
| 6. | ♦Marissa Moreno (2018) | 18 |
| | ♦Erica Romero (2017) | 18 |
| | ♦Christina Ross (2007) | 18 |

▷ GAMES STARTED

| | | |
|----|--------------------------|----|
| 1. | ♦Erica Romero (2015) | 21 |
| 2. | ♦Marissa Moreno (2018) | 16 |
| | ♦Danielle O'Toole (2014) | 16 |
| | ♦Christina Ross (2008) | 16 |
| 5. | ♦Samantha Beasley (2010) | 14 |
| | ♦Sandra Durazo (2001) | 14 |
| 7. | ♦Erica Romero (2016) | 13 |
| | ♦Christina Ross (2007) | 13 |

▷ COMPLETE GAMES

| | | |
|----|--------------------------|----|
| 1. | ♦Christina Ross (2008) | 14 |
| 2. | ♦Erica Romero (2015) | 13 |
| 3. | ♦Sandra Durazo (2001) | 12 |
| 4. | ♦Danielle O'Toole (2014) | 11 |
| 5. | ♦Christina Ross (2007) | 10 |
| | ♦Bre DeSanta (2002) | 10 |
| 7. | ♦Samantha Beasley (2010) | 9 |
| | ♦Sandra Durazo (2000) | 9 |

▷ SOLO SHUTOUTS

| | | |
|----|--------------------------|---|
| 1. | ♦Christina Ross (2008) | 6 |
| 2. | ♦Samantha Beasley (2010) | 5 |
| 3. | ♦Celena Velasquez (2003) | 4 |
| 4. | ♦Danielle O'Toole (2014) | 3 |
| | ♦Bailey Micetich (2011) | 3 |
| | ♦Bre DeSanta (2002) | 3 |
| | ♦Sandra Durazo (2001) | 3 |

▷ TOTAL SHUTOUTS

| | | |
|----|--------------------------|---|
| 1. | ♦Christina Ross (2008) | 6 |
| 2. | ♦Danielle O'Toole (2014) | 5 |
| | ♦Samantha Beasley (2010) | 5 |
| | ♦Bre DeSanta (2002) | 5 |
| 5. | ♦Rebecca Arbino (2013) | 4 |
| | ♦Celena Velasquez (2003) | 4 |
| 7. | ♦Bailey Micetich (2011) | 3 |
| | ♦Bailey Micetich (2009) | 3 |
| | ♦Samantha Beasley (2009) | 3 |
| | ♦Celena Velasquez (2005) | 3 |
| | ♦Sandra Durazo (2001) | 3 |

▷ SAVES

| | | |
|----|--------------------------------|---|
| 1. | ♦Celena Velasquez (2004) | 5 |
| 2. | ♦Alex Formby (2017) | 4 |
| 3. | ♦ Marissa Moreno (2019) | 3 |
| | ♦Alex Formby (2016) | 3 |
| | ♦Bre DeSanta (2002) | 3 |
| 6. | ♦Alex Formby (2018) | 2 |
| 7. | ♦Marissa Moreno (2017) | 1 |
| | ♦Erica Romero (2017) | 1 |
| | ♦Julie McDonald (2016) | 1 |
| | ♦Sydney Cable (2015) | 1 |
| | ♦Erica Romero (2014) | 1 |
| | ♦Rebecca Arbino (2013) | 1 |
| | ♦Rebecca Arbino (2012) | 1 |
| | ♦Bailey Micetich (2012) | 1 |
| | ♦Samantha Beasley (2009) | 1 |
| | ♦Christina Ross (2008) | 1 |
| | ♦Christina Ross (2007) | 1 |
| | ♦Celena Velasquez (2005) | 1 |
| | ♦Deanna Richards (2003) | 1 |

▷ INNINGS PITCHED

| | | |
|----|--------------------------|-------|
| 1. | ♦Erica Romero (2015) | 145.2 |
| 2. | ♦Danielle O'Toole (2014) | 117.0 |
| 3. | ♦Christina Ross (2008) | 110.2 |
| 4. | ♦Sandra Durazo (2001) | 100.2 |
| 5. | ♦Samantha Beasley (2010) | 92.2 |
| 6. | ♦Sandra Durazo (2000) | 88.2 |
| 7. | ♦Christina Ross (2007) | 88.0 |

▷ STRIKEOUTS

| | | |
|----|--------------------------|-----|
| 1. | ♦Samantha Beasley (2010) | 128 |
| 2. | ♦Christina Ross (2008) | 108 |
| 3. | ♦Christina Ross (2007) | 82 |
| 4. | ♦Rebecca Arbino (2013) | 73 |
| 5. | ♦Danielle O'Toole (2014) | 72 |
| 6. | ♦Erica Romero (2015) | 71 |
| 7. | ♦Sandra Durazo (2001) | 68 |

▷ K'S PER 7 INNINGS (min. 24 IP)

| | | |
|----|--------------------------|------|
| 1. | ♦Samantha Beasley (2010) | 9.67 |
| 2. | ♦Melissa Owens (2007) | 9.55 |
| 3. | ♦Samantha Beasley (2011) | 8.75 |
| 4. | ♦Samantha Beasley (2009) | 8.43 |
| 5. | ♦Bailey Micetich (2012) | 8.20 |
| 6. | ♦Celena Velasquez (2006) | 7.13 |
| 7. | ♦Bre DeSanta (2003) | 7.06 |

▷ WALKS PER 7 INNINGS (min. 24 IP)

| | | |
|----|--------------------------|------|
| 1. | ♦Cori Janelli (2004) | 0.38 |
| 2. | ♦Celena Velasquez (2005) | 0.70 |
| 3. | ♦Rebecca Arbino (2012) | 0.82 |
| 4. | ♦Celena Velasquez (2004) | 0.99 |
| 5. | ♦Christina Ross (2006) | 1.03 |
| 6. | ♦Erica Romero (2017) | 1.04 |
| 7. | ♦Celena Velasquez (2006) | 1.13 |

▷ K/BB RATIO (min. 24 IP)

| | | |
|----|--------------------------|-------|
| 1. | ♦Cori Janelli (2004) | 10.00 |
| 2. | ♦Celena Velasquez (2005) | 8.14 |
| 3. | ♦Samantha Beasley (2009) | 6.56 |
| 4. | ♦Samantha Beasley (2010) | 6.40 |
| 5. | ♦Celena Velasquez (2006) | 6.33 |
| 6. | ♦Christina Ross (2006) | 6.00 |
| 7. | ♦Rebecca Arbino (2012) | 5.80 |

▷ OPP. AVG. (min. 24 IP)

| | | |
|----|--------------------------|------|
| 1. | ♦Celena Velasquez (2003) | .144 |
| 2. | ♦Celena Velasquez (2005) | .179 |
| 3. | ♦Samantha Beasley (2010) | .191 |
| 4. | ♦Bre DeSanta (2003) | .197 |
| 5. | ♦Bre DeSanta (2002) | .201 |
| 6. | ♦Bailey Micetich (2009) | .203 |
| 7. | ♦Christina Ross (2008) | .204 |

▷ HITS PER 7 INNINGS (min. 24 IP)

| | | |
|----|--------------------------|------|
| 1. | ♦Celena Velasquez (2003) | 3.36 |
| 2. | ♦Celena Velasquez (2005) | 4.59 |
| 3. | ♦Bre DeSanta (2003) | 4.65 |
| 4. | ♦Bre DeSanta (2002) | 4.90 |
| 5. | ♦Samantha Beasley (2010) | 4.91 |
| 6. | ♦Bailey Micetich (2009) | 5.10 |
| 7. | ♦Christina Ross (2008) | 5.12 |

▷ WHIP (Walks+Hits/IP) (min. 200 IP)

| | | |
|----|--------------------------|------|
| 1. | ♦Celena Velasquez (2003) | 0.68 |
| 2. | ♦Celena Velasquez (2005) | 0.76 |
| 3. | ♦Christina Ross (2008) | 0.90 |
| | ♦Bre DeSanta (2002) | 0.90 |
| 5. | ♦Samantha Beasley (2011) | 0.92 |
| | ♦Bailey Micetich (2009) | 0.92 |
| 7. | ♦Celena Velasquez (2004) | 0.99 |

DEFENSIVE RECORDS

▷ FIELDING % (min. 36 chances)

| | | |
|----|--------------------------|-----------------|
| 1. | ♦Erin Floros (2009) | 1.000 (119 ch.) |
| | ♦Erin Floros (2008) | 1.000 (119 ch.) |
| | ♦Summer Ehsam (2001) | 1.000 (109 ch.) |
| | ♦Sydney Cable (2014) | 1.000 (99 ch.) |
| | ♦Leia Ruiz (2016) | 1.000 (93 ch.) |
| | ♦Sarah Herschman (2002) | 1.000 (90 ch.) |
| | ♦Lacey Craft (2005) | 1.000 (82 ch.) |
| | ♦Danielle Touhey (2003) | 1.000 (80 ch.) |
| | ♦Kayla Bufardeci (2014) | 1.000 (72 ch.) |
| | ♦Kristin May (2010) | 1.000 (71 ch.) |
| | ♦Monica Alnes (2010) | 1.000 (70 ch.) |
| | ♦Eva Sahatdjian (2010) | 1.000 (68 ch.) |
| | ♦Kelcy Murphy (2003) | 1.000 (64 ch.) |
| | ♦Frankie Orlando (2014) | 1.000 (61 ch.) |
| | ♦Danielle Touhey (2005) | 1.000 (59 ch.) |
| | ♦Hayley Miles (2012) | 1.000 (52 ch.) |
| | ♦Shauna Fisher (2001) | 1.000 (52 ch.) |
| | ♦Kristin May (2011) | 1.000 (42 ch.) |
| | ♦Monica Downey (2014) | 1.000 (36 ch.) |
| | ♦Kellie Nordhagen (2000) | 1.000 (36 ch.) |

▷ CHANCES

| | | |
|----|------------------------------|-----|
| 1. | ♦Sydney Cable (2015) | 181 |
| 2. | ♦Taylor Adams (2018) | 180 |
| 3. | ♦ Taylor Adams (2019) | 169 |
| | ♦Sydney Cable (2017) | 169 |
| 5. | ♦Megan McDonald (2007) | 154 |
| 6. | ♦Megan McDonald (2008) | 146 |
| 7. | ♦Lacey Craft (2004) | 142 |

▷ PUTOUTS

| | | |
|----|------------------------------|-----|
| 1. | ♦Taylor Adams (2018) | 175 |
| 2. | ♦Sydney Cable (2015) | 172 |
| 3. | ♦ Taylor Adams (2019) | 159 |
| | ♦Sydney Cable (2017) | 159 |
| 5. | ♦Megan McDonald (2007) | 137 |
| 6. | ♦Megan McDonald (2008) | 134 |
| 7. | ♦Summer Ehsam (2002) | 128 |

▷ ASSISTS

| | | |
|----|---------------------------------|----|
| 1. | ♦Shelby Thompson (2018) | 68 |
| 2. | ♦Shelby Thompson (2017) | 66 |
| | ♦Samantha Camello (2016) | 66 |
| 4. | ♦ Shelby Thompson (2019) | 64 |
| 5. | ♦Kelcy Murphy (2002) | 63 |
| 6. | ♦Molly Sturdivant (2017) | 59 |
| 7. | ♦Tashie Aguinaga (2000) | 57 |

▷ CAUGHT STEALING BY (since 2002)

| | | |
|----|----------------------------------|----|
| 1. | ♦Megan McDonald (2007) | 12 |
| 2. | ♦Jenavee Peres (2015) | 6 |
| 3. | ♦Molly Sturdivant (2018) | 5 |
| 4. | ♦Frankie Orlando (2016) | 4 |
| 5. | ♦ Molly Sturdivant (2019) | 3 |
| | ♦Kristin May (2013) | 3 |
| | ♦Megan McDonald (2008) | 3 |
| | ♦Erin Floros (2006) | 3 |
| | ♦Megan McDonald (2005) | 3 |

▷ CAUGHT STEALING % (min. 3 att) (since '02)

| | | |
|----|------------------------|------|
| 1. | ♦Jenavee Peres (2015) | .667 |
| 2. | ♦Megan McDonald (2005) | .600 |
| 3. | ♦Megan McDonald (2007) | .522 |
| 4. | ♦Eva Sahatdjian (2011) | .500 |
| 5. | ♦Eva Sahatdjian (2010) | .400 |

FRESHMEN SEASON RECORDS

OFFENSIVE RECORDS

▷ BATTING AVG. (min. 100 AB)

| | |
|-----------------------------|------|
| 1. ♦Erin Floros (2006) | .388 |
| 2. ♦Brittany Knudsen (2007) | .386 |
| 3. ♦Monica Alnes (2006) | .379 |
| 4. ♦Erryn Gutjahr (1996) | .358 |
| 5. ♦Sydnee Cable (2014) | .356 |

▷ ON-BASE PCT. (min. 100 AB)

| | |
|-----------------------------|------|
| 1. ♦Sydnee Cable (2014) | .515 |
| 2. ♦Erin Floros (2006) | .467 |
| 3. ♦Brittany Knudsen (2007) | .464 |
| 4. ♦Monica Alnes (2006) | .447 |
| 5. ♦Hayley Miles (2011) | .440 |

▷ SLUGGING PCT. (min. 100 AB)

| | |
|----------------------------|------|
| 1. ♦Lorena Bauer (2011) | .633 |
| 2. ♦Jenavee Peres (2015) | .575 |
| 3. ♦Erin Floros (2006) | .558 |
| 4. ♦Monica Alnes (2006) | .557 |
| 5. ♦Shelby Thompson (2017) | .556 |

▷ OPS PCT. (OB% + SLG%) (min. 100 AB)

| | |
|----------------------------|-------|
| 1. ♦Erin Floros (2006) | 1.025 |
| 2. ♦Monica Alnes (2006) | 1.004 |
| 3. ♦Shelby Thompson (2017) | .990 |
| 4. ♦Hayley Miles (2011) | .988 |
| ♦Brittany Knudsen (2007) | .988 |

▷ GAMES PLAYED

| | |
|---------------------------|----|
| 1. ♦Janna Kovensky (2001) | 65 |
| 2. ♦Jen Wisneski (2008) | 61 |
| 3. ♦Jackie Eigner (1997) | 60 |
| 4. ♦Sydnee Cable (2014) | 59 |
| Stephanie Chapel (1990) | 59 |

▷ GAMES STARTED (since 1991)

| | |
|-----------------------------|----|
| 1. ♦Janna Kovensky (2001) | 65 |
| 2. ♦Jen Wisneski (2008) | 60 |
| ♦Jackie Eigner (1997) | 60 |
| 4. ♦Sydnee Cable (2014) | 59 |
| 5. ♦Brittany Knudsen (2007) | 54 |
| ♦Kristen Carranza (2005) | 54 |
| ♦Erryn Gutjahr (1996) | 54 |

▷ AT BATS

| | |
|------------------------------|-----|
| 1. ♦Janna Kovensky (2001) | 193 |
| 2. Stephanie Chapel (1990) | 179 |
| 3. ♦Kelley Santa Cruz (1996) | 175 |
| 4. ♦Jackie Eigner (1997) | 174 |
| 5. ♦Erryn Gutjahr (1996) | 173 |

▷ RUNS

| | |
|-----------------------------|----|
| 1. ♦Brittany Knudsen (2007) | 39 |
| 2. ♦Janna Kovensky (2001) | 35 |
| 3. ♦Hayley Miles (2011) | 33 |
| ♦Monica Alnes (2006) | 33 |
| 5. ♦Jenavee Peres (2015) | 30 |
| ♦Erin Floros (2006) | 30 |

▷ HITS

| | |
|-----------------------------|----|
| 1. ♦Brittany Knudsen (2007) | 64 |
| 2. ♦Erryn Gutjahr (1996) | 62 |
| 3. ♦Jenavee Peres (2015) | 58 |
| 4. ♦Erin Floros (2006) | 57 |
| 5. ♦Janna Kovensky (2001) | 55 |

▷ EXTRA-BASE HITS

| | |
|--------------------------|----|
| 1. ♦Lorena Bauer (2011) | 25 |
| 2. ♦Jenavee Peres (2015) | 20 |
| 3. ♦Hayley Miles (2011) | 19 |
| 4. ♦Monica Alnes (2006) | 17 |
| ♦Erin Floros (2006) | 17 |

▷ SINGLES

| | |
|-----------------------------|----|
| 1. ♦Brittany Knudsen (2007) | 52 |
|-----------------------------|----|

▷ DOUBLES

| | |
|--------------------------|----|
| 1. ♦Erin Floros (2006) | 13 |
| 2. ♦Monica Alnes (2006) | 12 |
| 3. ♦Jenavee Peres (2015) | 11 |
| ♦Hayley Miles (2011) | 11 |
| ♦Erryn Gutjahr (1996) | 11 |

▷ TRIPLES

| | |
|-----------------------------|---|
| 1. ♦Kayla Jordan (2012) | 5 |
| 2. ♦Hayley Miles (2011) | 4 |
| Stephanie Chapel (1990) | 4 |
| 4. ♦Brittany Knudsen (2007) | 3 |
| ♦Kristen Carranza (2005) | 3 |
| ♦Kellie Nordhagen (1999) | 3 |

▷ HOME RUNS

| | |
|-----------------------------|----|
| 1. ♦Lorena Bauer (2011) | 15 |
| 2. ♦Jenavee Peres (2015) | 9 |
| 3. ♦Shelby Thompson (2017) | 7 |
| 4. ♦Molly Sturdivant (2016) | 6 |
| 5. ♦Jaylene Ignacio (2014) | 5 |
| ♦Hayley Miles (2011) | 5 |
| ♦Sarah Hershman (1999) | 5 |

▷ RUNS BATTED IN

| | |
|-----------------------------|----|
| 1. ♦Jenavee Peres (2015) | 48 |
| ♦Lorena Bauer (2011) | 48 |
| 3. ♦Molly Sturdivant (2016) | 32 |
| ♦Sydnee Cable (2014) | 32 |
| ♦Monica Alnes (2006) | 32 |

▷ TOTAL BASES

| | |
|-----------------------------|----|
| 1. ♦Jenavee Peres (2015) | 96 |
| 2. ♦Lorena Bauer (2011) | 93 |
| 3. ♦Brittany Knudsen (2007) | 87 |
| ♦Erryn Gutjahr (1996) | 87 |
| 5. ♦Hayley Miles (2011) | 86 |

▷ WALKS

| | |
|-----------------------------|----|
| 1. ♦Sydnee Cable (2014) | 36 |
| 2. ♦Brittany Knudsen (2007) | 24 |
| 3. ♦Hayley Miles (2011) | 22 |
| ♦Janna Kovensky (2001) | 22 |
| 5. ♦Melissa Owens (2006) | 21 |
| ♦Jackie Eigner (1997) | 21 |

▷ TIMES HIT BY PITCH (since 1981)

| | |
|-----------------------------|----|
| 1. ♦Sydnee Cable (2014) | 14 |
| 2. ♦Taylor Adams (2018) | 7 |
| 3. ♦Kristen Carranza (2005) | 6 |
| 4. ♦Jenavee Peres (2015) | 5 |
| ♦Hayley Miles (2011) | 5 |
| ♦Megan McDonald (2005) | 5 |

▷ STOLEN BASES

| | |
|---------------------------------------|----|
| 1. ♦Kelley Santa Cruz (1996) | 23 |
| 2. ♦Jackie Eigner (1997) | 18 |
| Lori Turken (1982) | 18 |
| 4. ♦Stefanie Quichocho-Rosario (2007) | 15 |
| 5. ♦Kayla Jordan (2012) | 12 |

▷ STOLEN BASE % (since '83; min. 8 att)

| | |
|---------------------------------------|---------------|
| 1. Lori Turken (1982) | 1.000 (18/18) |
| 2. ♦Stefanie Quichocho-Rosario (2007) | .938 |
| 3. ♦Kelley Santa Cruz (1996) | .920 |
| 4. ♦Janna Kovensky (2001) | .900 |
| 5. ♦Chrystal Friesen (1993) | .889 |

▷ SACRIFICE HITS

| | |
|-----------------------------|---|
| 1. ♦Janna Kovensky (2001) | 9 |
| ♦Jackie Eigner (1997) | 9 |
| 3. ♦Jen Wisneski (2008) | 8 |
| ♦Joann Figueroa (2001) | 8 |
| 5. ♦Chrissie Markham (2005) | 7 |
| ♦Deanna Richards (2003) | 7 |

▷ SACRIFICE FLIES (since 1983)

| | |
|-----------------------------|---|
| 1. ♦Molly Sturdivant (2016) | 5 |
| 2. ♦Kelly Bunker (1999) | 4 |
| 3. ♦Jenavee Peres (2015) | 3 |
| ♦Lorena Bauer (2011) | 3 |
| Stephanie Chapel (1990) | 3 |
| 6. ♦Frankie Orlando (2014) | 2 |
| ♦Kristin May (2010) | 2 |
| ♦Monica Alnes (2006) | 2 |
| ♦Megan McDonald (2005) | 2 |
| ♦Kellie Nordhagen (1999) | 2 |
| ♦Erryn Gutjahr (1996) | 2 |

PITCHING RECORDS

▷ WINS

| | |
|----------------------------|----|
| 1. ♦Bre DeSanta (2002) | 20 |
| 2. ♦Bailey Micetich (2009) | 19 |
| 3. ♦Sandra Durazo (1999) | 18 |

▷ WIN PCT. (min. 12 decisions)

| | |
|-----------------------------|------|
| 1. ♦Bailey Micetich (2009) | .731 |
| 2. ♦Danielle O'Toole (2013) | .700 |
| 3. ♦Bre DeSanta (2002) | .690 |

▷ EARNED RUN AVG. (min. 80 IP)

| | |
|-----------------------------|------|
| 1. Patty Mackey (1980) | 1.01 |
| 2. ♦Bre DeSanta (2003) | 1.36 |
| 3. ♦Danielle O'Toole (2013) | 1.71 |
| ♦Bailey Micetich (2009) | 1.71 |

▷ APPEARANCES

| | |
|----------------------------|----|
| 1. ♦Bre DeSanta (2002) | 46 |
| 2. ♦Bailey Micetich (2009) | 38 |
| 3. ♦Tara Atkins (1998) | 36 |

▷ GAMES STARTED

| | |
|-----------------------------|----|
| 1. Marquessa Penrod (1993) | 29 |
| 2. ♦Celena Velasquez (2003) | 26 |
| ♦Bre DeSanta (2002) | 26 |

▷ COMPLETE GAMES

| | |
|----------------------------|----|
| 1. Marquessa Penrod (1993) | 24 |
| 2. Michelle Wesson (1988) | 21 |
| 3. ♦Bre DeSanta (2002) | 20 |

▷ SOLO SHUTOUTS (since 1999)

| | |
|----------------------------|---|
| 1. ♦Bailey Micetich (2009) | 7 |
| 2. ♦Tara Atkins (1998) | 5 |
| ♦Sandra Durazo (1998) | 5 |

▷ TOTAL SHUTOUTS

| | |
|----------------------------|----|
| 1. ♦Bailey Micetich (2009) | 11 |
| 2. ♦Bre DeSanta (2003) | 10 |

▷ SAVES

| | |
|-------------------------|---|
| 1. ♦Bre DeSanta (2002) | 6 |
| 2. ♦Erica Romero (2014) | 2 |
| ♦Deanna Richards (2003) | 2 |
| ♦Tara Atkins (1998) | 2 |
| Michelle Wesson (1988) | 2 |

▷ INNINGS PITCHED

| | |
|----------------------------|-------|
| 1. ♦Bre DeSanta (2002) | 211.2 |
| 2. Marquessa Penrod (1993) | 197.0 |
| 3. Michelle Wesson (1988) | 184.1 |

▷ STRIKEOUTS

| | |
|----------------------------|-----|
| 1. ♦Bailey Micetich (2009) | 180 |
| 2. ♦Bre DeSanta (2002) | 155 |
| 3. ♦Tara Atkins (1998) | 127 |

▷ K'S PER 7 INNINGS (min. 80 IP)

| | |
|-----------------------------|------|
| 1. ♦Bailey Micetich (2009) | 6.94 |
| 2. ♦Celena Velasquez (2003) | 5.44 |
| 3. ♦Bre DeSanta (2002) | 5.13 |

▷ WALKS PER 7 INNINGS (min. 80 IP)

| | |
|-----------------------------|------|
| 1. ♦Celena Velasquez (2003) | 0.83 |
| 2. ♦Deanna Richards (2003) | 1.25 |
| 3. ♦Bailey Micetich (2009) | 1.35 |

▷ K/BB RATIO (min. 80 IP)

| | |
|-----------------------------|------|
| 1. ♦Celena Velasquez (2003) | 6.53 |
| 2. ♦Bailey Micetich (2009) | 5.14 |

▷ OPP. AVG. (min. 80 IP) (since 1991)

| | |
|-----------------------------|------|
| 1. ♦Bre DeSanta (2002) | .205 |
| 2. ♦Celena Velasquez (2003) | .224 |
| 3. ♦Deanna Richards (2003) | .240 |

▷ WHIP (Walks+Hits/IP) (min. 80 IP)

| | |
|-----------------------|-------|
| 1. Lisa Mackey (1980) | 0.862 |
|-----------------------|-------|

DEFENSIVE RECORDS

▷ FIELDING % (since '81, min. 120 chances)

| | |
|---------------------------|-------|
| 1. ♦Kristin May (2010) | .994 |
| 2. ♦Erin Floros (2006) | .993 |
| 3. ♦Monica Alnes (2006) | .9920 |
| 4. ♦Taylor Adams (2018) | .9917 |
| 5. ♦Megan McDonald (2005) | .984 |

▷ CHANCES (since 1981)

| | |
|--------------------------|-----|
| 1. ♦Monica Alnes (2006) | 376 |
| 2. ♦Erryn Gutjahr (1996) | 365 |
| 3. ♦Taylor Adams (2018) | 361 |
| 4. ♦Jenny Briscoe (1995) | 316 |
| 5. ♦Jackie Eigner (1997) | 299 |

▷ PUTOUTS (since 1981)

| | |
|--------------------------|-----|
| 1. ♦Taylor Adams (2018) | 352 |
| 2. ♦Monica Alnes (2006) | 348 |
| 3. ♦Erryn Gutjahr (1996) | 318 |
| 4. ♦Jenny Briscoe (1995) | 267 |
| 5. ♦Erin Floros (2006) | 265 |

▷ ASSISTS (since 1981)

| | |
|-----------------------------|-----|
| 1. ♦Jackie Eigner (1997) | 184 |
| 2. ♦Shelby Thompson (2017) | 131 |
| 3. ♦Molly Sturdivant (2016) | 130 |
| 4. ♦Aimee Dine (1997) | 121 |
| 5. ♦Monica Downey (2013) | 118 |
| ♦Jennifer Drobback (1988) | 118 |

ALL-TIME RESULTS

| YEAR-BY-YEAR COACHING SUMMARIES | | | |
|---------------------------------|-----------------------------|-------------------------|----------------------------------|
| YR. | COACH | OVERALL RECORD | CONFERENCE RECORD AFFILIATION |
| 1977 | Rebecca Quinn | 9-13 (.409) | N/A Independent |
| 1978 | Rebecca Quinn | 8-16 (.333) | N/A Independent |
| TOT | 2 YEARS | 17-29 (.370) | N/A |
| 1979 | Liane Lane | 14-17 (.452) | N/A Independent |
| 1980 | Liane Lane | 17-18 (.486) | 5-11 (.313) WCAA |
| 1981 | Liane Lane | 18-21 (.462) | 3-11 (.214) WCAA |
| 1982 | Liane Lane | 15-22 (.405) | 6-14 (.300) WCAA |
| 1983 | Liane Lane | 18-21-1 (.463) | 5-15 (.250) WCAA |
| TOT | 5 YEARS | 82-99-1 (.453) | 19-51 (.271) |
| 1984 | Linda Spradley | 21-31 (.404) | 1-9 (.100) WCAA |
| 1985 | Linda Spradley | 37-34 (.521) | 4-8 (.333) WCAA |
| 1986 | Linda Spradley | 22-36 (.379) | 6-21 (.222) PCAA |
| 1987 | Linda Spradley | 20-40-1 (.336) | 8-28 (.222) PCAA |
| 1988 | Linda Spradley | 24-33 (.421) | 9-23 (.281) PCAA |
| 1989 | Linda Spradley | 18-38-1 (.325) | 9-27 (.250) Big West |
| 1990 | Linda Spradley | 21-38 (.356) | 11-24 (.314) Big West |
| 1991 | Linda Spradley | 26-20-1 (.564) | 7-3 (.700) WAC |
| 1992 | Linda Spradley | 20-37 (.351) | 4-6 (.400) WAC |
| 1993 | Linda Spradley | 23-36 (.390) | 3-21 (.125) WAC |
| 1994 | Linda Spradley | 21-29-1 (.422) | 4-19-1 (.167) WAC |
| TOT | 11 YEARS | 253-372-4 (.405) | 66-189-1 (.260) |
| 1995 | Spradley/Van Wyk | 21-39 (.350) | 10-18 (.357) WAC |
| 1996 | Spradley/Van Wyk | 27-30 (.474) | 12-16 (.429) WAC |
| TOT | 2 YEARS 48-69 (.410) | 22-34 (.393) | |
| 1997 | Kathy Van Wyk | 30-30 (.500) | 14-18 (.438) WAC |
| 1998 | Kathy Van Wyk | 24-35 (.407) | 14-17 (.452) WAC |
| 1999 | Kathy Van Wyk | 24-24 (.500) | 16-8 (.667) WAC |
| 2000 | Kathy Van Wyk | 35-27 (.565) | 13-7 (.650) MW |
| 2001 | Kathy Van Wyk | 41-25 (.621)* | 10-8 (.556) MW |
| 2002 | Kathy Van Wyk | 41-22-1 (.648) | 14-4 (.778)^ |
| 2003 | Kathy Van Wyk | 39-21 (.650)* | 12-3 (.800)^ |
| 2004 | Kathy Van Wyk | 37-23 (.617) | 14-6 (.700) MW |
| 2005 | Kathy Van Wyk | 27-30 (.474) | 4-16 (.200) MW |
| 2006 | Kathy Van Wyk | 34-15 (.694)* | 15-3 (.833)^ |
| 2007 | Kathy Van Wyk | 32-24 (.571) | 8-12 (.400) MW |
| 2008 | Kathy Van Wyk | 44-17 (.721)* | 15-5 (.750)^ |
| 2009 | Kathy Van Wyk | 33-20 (.623)* | 10-5 (.667) MW |
| 2010 | Kathy Van Wyk | 34-16 (.680)* | 11-4 (.733) MW |
| 2011 | Kathy Van Wyk | 34-21 (.618)* | 8-5 (.615) MW |
| 2012 | Kathy Van Wyk | 32-24 (.577)* | 9-3 (.750)^ |
| 2013 | Kathy Van Wyk | 36-20 (.643)* | 13-5 (.733)^ |
| 2014 | Kathy Van Wyk | 40-19 (.678)* | 16-8 (.667)^ |
| 2015 | Kathy Van Wyk | 38-20 (.655)* | 18-6 (.750) MW |
| 2016 | Kathy Van Wyk | 30-22 (.577) | 12-12 (.500) MW |
| 2017 | Kathy Van Wyk | 31-18 (.633) | 15-9 (.625) MW |
| 2018 | Kathy Van Wyk | 20-31 (.392) | 11-13 (.458) MW |
| 2019 | Kathy Van Wyk | 25-26 (.490) | 12-12 (.500) MW |
| TOT | 23 YEARS | 761-530-1 (.589) | 284-189 (.600) |
| * Made NCAA tournament | | | |
| * Won league title | | | |
| INDEPEN. | 3 YRS | 31-46 (.403) | N/A |
| WCAA | 6 YRS | 126-147-1 (.462) | 24-68 (.261) |
| PCAA | 3 YRS | 66-109-1 (.378) | 23-72 (.242) |
| BIG WEST | 2 YRS | 39-76-2 (.342) | 20-51 (.282) |
| WAC | 9 YRS | 216-280-2 (.436) | 84-126-1 (.400) |
| MWC | 20 YRS | 683-441-1 (.608) | 240-146 (.622) |
| OVERALL | 43 YRS | 1,157-1,099-6 (.513) | 391-463-1 (.458) |

► 1977 (9-13)

Incomplete records

► 1978 (8-16)

Incomplete records

► 1979 (14-17)

Incomplete records

► 1980 (17-18, 5-11 WCAA)

E23 PALOMAR COLLEGE
E25 CAL POLY POMONA

E25 CAL POLY POMONA W, 5-4
E29 GOLDEN WEST COLLEGE L, 2-4
M.11 SAN DIEGO W, 6-1
M.11 SAN DIEGO W, 8-0
M.13 *UCLA L, 0-2
M.13 *UCLA L, 0-5
M.15 at Cal Poly Pomona L, 0-6
M.15 at Cal Poly Pomona L, 0-1
M.17 U.S. INTERNATIONAL W, 5-3
M.17 U.S. INTERNATIONAL W, 1-0
M.29 *at UCLA L, 0-3
M.29 *at UCLA L, 0-5
A.1 *at Cal State Fullerton W, 4-1

A.1 *at Cal State Fullerton L, 0-4
A.3 ~vs. Chico State L, 0-2
A.3 ~vs. UC Santa Barbara W, 9-3
A.4 ~vs. CSUN L, 0-3
A.4 ~vs. Oregon State W, 3-0
A.12 PIERCE COLLEGE (CALIF.) W, 18-5
A.12 PIERCE COLLEGE (CALIF.) W, 13-0
A.16 *CAL STATE FULLERTON W, 1-0
A.16 *CAL STATE FULLERTON W, 1-0
A.18 *at Arizona State L, 0-2
A.18 *at Arizona State L, 0-4
A.19 *at Arizona W, 7-4
A.19 *at Arizona L, 3-5
A.26 PALOMAR COLLEGE W, 3-2
A.29 at U.S. International W, 3-0
A.29 at U.S. International W, 1-0
M.2 *ARIZONA STATE L, 3-6
M.2 *ARIZONA STATE L, 0-1
M.3 *ARIZONA L, 2-4
M.3 *ARIZONA W, 3-2

* Western Collegiate Athletic Association game
~ Chapman Tournament (Orange, Calif.)

► 1981 (18-21, 3-11 WCAA)

E24 SAN DIEGO MESA COLLEGE W, 4-0
M.4 CAL POLY POMONA L, 1-2
M.4 CAL POLY POMONA L, 2-3
M.7 at Palomar College W, 4-2
M.7 at Palomar College L, 0-1
M.10 at Golden West College L, 1-2
M.14 *at UCLA L, 0-1
M.14 *at UCLA L, 0-1
M.18 *at Cal State Fullerton L, 0-10
M.18 *at Cal State Fullerton L, 0-2
M.21 *ARIZONA W, 1-0
M.21 *ARIZONA L, 0-3
M.27 at U.S. International W, 1-0
M.27 at U.S. International L, 2-6
M.28 LONG BEACH STATE W, 2-1
M.28 LONG BEACH STATE W, 8-0
M.31 UC SANTA BARBARA W, 1-0
M.31 UC SANTA BARBARA W, 3-1
A.2 ~vs. CSUN W, 2-0
A.2 ~vs. Cal Poly Pomona W, 3-2
A.2 ~vs. Arizona L, 0-3
A.3 ~vs. UC Santa Barbara W, 5-2
A.3 ~vs. Fresno State W, 4-1
A.4 ~vs. Arizona W, 3-2
A.4 ~at Cal State Fullerton L, 0-1
A.8 *CAL STATE FULLERTON W, 1-0
A.8 *CAL STATE FULLERTON L, 0-3
A.13 at Cal Poly Pomona L, 0-3
A.13 at Cal Poly Pomona L, 0-5
A.16 *at Arizona L, 0-5
A.16 *at Arizona L, 0-11
A.17 *at Arizona State W, 1-0
A.17 *at Arizona State L, 1-5
A.22 *UCLA L, 1-5
A.22 *UCLA L, 1-5
A.28 U.S. INTERNATIONAL W, 1-0
A.28 U.S. INTERNATIONAL W, 2-1
M.2 at Long Beach State W, 3-0
M.2 at Long Beach State L, 0-2

* Western Collegiate Athletic Association game
~ Pony Invitational (Fullerton, Calif.)

► 1982 (15-22, 6-14 WCAA)

M.4 U.S. INTERNATIONAL W, 2-0
M.4 U.S. INTERNATIONAL W, 6-0
M.6 *at UCLA W, 0-4
M.6 *at UCLA L, 1-2
M.9 at Chapman W, 3-0
M.9 at Chapman W, 2-1
M.12 CAL POLY POMONA L, 0-2
M.13 *LONG BEACH STATE W, 3-2
M.13 *LONG BEACH STATE W, 1-0
M.22 *at Cal State Fullerton L, 0-2
M.22 *at Cal State Fullerton L, 0-2
M.26 *ARIZONA L, 0-2
M.26 *ARIZONA W, 1-0
M.27 *ARIZONA STATE L, 3-4
M.27 *ARIZONA STATE L, 0-3
M.30 UTAH STATE W, 1-0
M.30 UTAH STATE W, 1-0
M.31 UC SANTA BARBARA W, 1-0
M.31 UC SANTA BARBARA W, 3-0
A.3 ~vs. California L, 0-1
A.3 ~vs. Pacific L, 0-2
A.6 *at Arizona L, 4-6
A.6 *at Arizona W, 1-0
A.7 *at Arizona State L, 0-8
A.7 *at Arizona State L, 2-3
A.14 *UCLA L, 0-1
A.14 *UCLA L, 0-3
A.17 *CAL STATE FULLERTON L, 0-4
A.17 *CAL STATE FULLERTON L, 1-4

A.19 CHAPMAN L, 2-3
A.19 CHAPMAN L, 4-7
A.22 *at Long Beach State W, 5-0
A.22 *at Long Beach State W, 5-1
A.27 at Cal Poly Pomona L, 2-9
A.27 at Cal Poly Pomona L, 0-1
A.28 at U.S. International L, 0-2
A.28 at U.S. International W, 7-4

* Western Collegiate Athletic Association game
~ Pony Classic tournament (Fullerton, Calif.)

► 1983 (18-21-1, 5-15 WCAA)

E19 CSUN W, 3-0
E19 CSUN T, 1-1
M.8 at Chapman W, 3-1
M.8 at Chapman W, 2-1
M.11 *ARIZONA L, 0-1
M.11 *ARIZONA L, 0-2
M.12 *ARIZONA STATE W, 3-1
M.12 *ARIZONA STATE W, 1-0
M.18 at San Diego W, 5-0
M.18 at San Diego W, 3-1
M.22 CALIFORNIA L, 0-3
M.22 CALIFORNIA W, 2-0
M.29 *at Arizona L, 0-1
M.29 *at Arizona W, 2-0
M.30 *at Arizona State L, 1-2
M.30 *at Arizona State L, 1-3
A.8 ~vs. Pacific L, 0-1
A.9 ~vs. Stanford W, 3-2
A.9 ~vs. Nevada L, 0-2
A.13 *at Cal State Fullerton L, 1-2
A.13 *at Cal State Fullerton L, 0-2
A.15 *UCLA L, 0-1
A.15 *UCLA L, 0-2
A.16 *at Long Beach State L, 0-3
A.16 *at Long Beach State L, 0-6
A.23 CHAPMAN W, 1-0
A.23 CHAPMAN L, 0-3
A.25 SAN DIEGO W, 5-0
A.25 SAN DIEGO W, 2-0
A.27 *CAL STATE FULLERTON L, 0-1
A.27 *CAL STATE FULLERTON L, 0-2
A.30 UC SANTA BARBARA L, 0-1
M.3 *LONG BEACH STATE W, 5-2
M.3 *LONG BEACH STATE W, 1-0
M.4 at U.S. International W, 2-0
M.4 at U.S. International W, 3-0
M.6 *at UCLA L, 0-1
M.6 *at UCLA L, 0-1
M.7 CAL POLY POMONA W, 2-1
M.7 CAL POLY POMONA L, 0-3

* Western Collegiate Athletic Association game
~ Libby Matson Tiger Invitational (Lodi, Calif.)
! Forfeit

► 1984 (21-31, 1-9 WCAA)

E21 MICHIGAN L, 1-3
E21 MICHIGAN L, 0-5
E28 at U.S. International L, 2-3
M.1 ~vs. Nevada W, 4-1
M.1 ~vs. Nevada W, 2-1
M.3 ~at U.S. International L, 0-1
M.3 ~at U.S. International W, 2-1
M.3 ~at U.S. International L, 0-4
M.6 at Chapman L, 1-2
M.6 at Chapman W, 4-1
M.8 SAN DIEGO W, 4-0
M.8 SAN DIEGO W, 2-0
M.10 at UCLA W, 0-3
M.10 at UCLA L, 0-1
M.13 CREIGHTON L, 0-2
M.13 CREIGHTON L, 1-5
M.16 at UC Santa Barbara W, 1-0
M.16 at UC Santa Barbara W, 3-0
M.19 !vs. Minnesota W, 1-0
M.19 !vs. Minnesota L, 1-3
M.20 NORTHWESTERN W, 1-0
M.20 NORTHWESTERN L, 4-5
M.24 at CSUN L, 0-1
M.24 at CSUN L, 2-3
M.27 UTAH STATE W, 2-0
M.27 UTAH STATE W, 1-0
M.30 *at Cal State Fullerton L, 0-2
M.30 *at Cal State Fullerton L, 0-6
A.5 @vs. Arizona L, 1-2
A.5 @vs. San Francisco W, 5-0
A.6 @at Pacific L, 0-1
A.7 @vs. Oregon W, 3-0
A.7 @vs. Fresno State L, 1-3
A.7 @vs. Nevada W, 2-1
A.13 U.S. INTERNATIONAL L, 0-1
A.13 U.S. INTERNATIONAL W, 1-0
A.14 at Cal Poly Pomona L, 0-1
A.14 at Cal Poly Pomona L, 0-2
A.17 *at Arizona L, 0-2

ALL-TIME RESULTS

| | | |
|------|-------------------|--------|
| A.17 | *at Arizona | L, 0-6 |
| A.18 | *at Arizona State | L, 0-2 |
| A.18 | *at Arizona State | W, 3-0 |
| A.24 | *UCLA | L, 0-2 |
| A.24 | *UCLA | L, 0-2 |
| A.26 | CHAPMAN | W, 1-0 |
| A.26 | CHAPMAN | L, 0-3 |
| M.1 | at San Diego | W, 8-0 |
| M.1 | at San Diego | W, 8-0 |
| M.5 | CAL POLY POMONA | W, 1-0 |
| M.5 | CAL POLY POMONA | L, 0-5 |

S Record includes two WCAA forfeit losses to Long Beach State
 * Western Collegiate Athletic Association game
 ~ USIU Tournament (San Diego, Calif.)
 ! Game played in Fullerton, Calif.
 @ Libby Matson Tiger Invite (Stockton, Calif.)

► 1985 (37-34, 4-8 WCAA)

| | | |
|------|------------------------------|---------|
| F.8 | CSUN | L, 0-1 |
| F.8 | CSUN | W, 3-0 |
| F.13 | at Cal State Dominguez Hills | L, 0-6 |
| F.13 | at Cal State Dominguez Hills | L, 0-1 |
| F.15 | ~NEVADA | W, 3-2 |
| F.15 | ~NORTHERN ARIZONA | W, 1-0 |
| F.16 | ~UC SANTA BARBARA | W, 3-0 |
| F.16 | ~UNLV | W, 5-0 |
| F.17 | ~U.S. INTERNATIONAL | W, 5-4 |
| F.18 | ~NORTHERN ARIZONA | W, 8-0 |
| F.18 | ~U.S. INTERNATIONAL | L, 0-6 |
| F.19 | at U.S. International | W, 3-1 |
| F.19 | at U.S. International | L, 1-9 |
| F.26 | at UC Riverside | W, 8-1 |
| F.26 | at UC Riverside | W, 5-0 |
| F.27 | UC SAN DIEGO | W, 3-1 |
| F.27 | UC SAN DIEGO | W, 2-1 |
| M.1 | at UC Santa Barbara | L, 0-1 |
| M.1 | at UC Santa Barbara | L, 0-1 |
| M.2 | ivs. California | L, 0-2 |
| M.2 | at Fresno State | L, 0-1 |
| M.3 | ivs. California | L, 1-4 |
| M.3 | at Fresno State | W, 1-0 |
| M.5 | at San Diego | W, 14-0 |
| M.5 | at San Diego | W, 14-0 |
| M.9 | CAL STATE DOMINGUEZ HILLS | W, 2-0 |
| M.9 | CAL STATE DOMINGUEZ HILLS | W, 1-0 |
| M.11 | CHAPMAN | W, 1-0 |
| M.11 | CHAPMAN | W, 2-0 |
| M.17 | NORTHWESTERN | L, 0-5 |
| M.17 | NORTHWESTERN | L, 0-4 |
| M.18 | UTAH | L, 1-5 |
| M.18 | UTAH | L, 2-6 |
| M.22 | @vs. Nebraska | L, 0-1 |
| M.22 | @vs. Arizona State | L, 0-3 |
| M.23 | @vs. San Francisco | L, 0-1 |
| M.29 | MICHIGAN | W, 6-3 |
| M.29 | MICHIGAN | L, 1-4 |
| A.4 | BUENA VISTA | W, 1-0 |
| A.4 | BUENA VISTA | W, 5-3 |
| A.5 | MINNESOTA-DULUTH | W, 2-0 |
| A.5 | MINNESOTA-DULUTH | W, 2-1 |
| A.8 | at Chapman | W, 1-0 |
| A.8 | at Chapman | W, 3-0 |
| A.10 | U.S. INTERNATIONAL | L, 0-2 |
| A.10 | U.S. INTERNATIONAL | L, 0-2 |
| A.12 | *ARIZONA | W, 6-1 |
| A.12 | *ARIZONA | W, 2-0 |
| A.13 | *ARIZONA STATE | L, 0-5 |
| A.13 | *ARIZONA STATE | L, 1-3 |
| A.16 | at San Francisco | L, 0-1 |
| A.16 | at San Francisco | W, 5-3 |
| A.17 | *at Stanford | W, 3-2 |
| A.17 | *at Stanford | W, 1-0 |
| A.18 | #vs. New Mexico | W, 2-1 |
| A.18 | #at Pacific | W, 1-0 |
| A.19 | #vs. Oregon State | L, 0-2 |
| A.19 | #vs. San Francisco | W, 3-0 |
| A.20 | #vs. Texas Tech | W, 4-1 |
| A.20 | #vs. Arizona State | L, 1-4 |
| A.20 | #vs. Cal State Fullerton | L, 0-1 |
| A.21 | #vs. CSUN | L, 0-2 |
| A.21 | #at Pacific | W, 2-1 |
| A.23 | *at UCLA | L, 0-1 |
| A.23 | *at UCLA | L, 0-3 |
| A.26 | *CAL STATE FULLERTON | L, 0-3 |
| A.26 | *CAL STATE FULLERTON | L, 2-3 |
| A.27 | *at Long Beach State | L, 0-4 |
| A.27 | *at Long Beach State | L, 0-5 |
| A.29 | UC SANTA BARBARA | W, 1-0 |
| A.29 | UC SANTA BARBARA | L, 0-2 |

* Western Collegiate Athletic Association game
 ~ SDSU Pre-Season Invitational
 ! Game played in Fresno, Calif.
 @ Pony Tournament (Fullerton, Calif.)
 # Libby Matson Tiger Invite (Stockton, Calif.)

► 1986 (22-36, 6-21 PCAA)

| | | |
|------|------------------------------|---------|
| F.14 | at Cal State Dominguez Hills | W, 2-0 |
| F.20 | U.S. INTERNATIONAL | L, 1-4 |
| F.20 | U.S. INTERNATIONAL | L, 0-2 |
| F.22 | CHAPMAN | W, 3-1 |
| F.22 | CHAPMAN | L, 0-1 |
| F.23 | ~vs. Arizona State | L, 0-3 |
| F.23 | ~vs. Arizona State | W, 4-1 |
| F.28 | CAL POLY | W, 1-0 |
| F.28 | CAL POLY | W, 1-0 |
| M.1 | at UC Riverside | L, 1-2 |
| M.1 | at UC Riverside | W, 4-0 |
| M.6 | CAL STATE DOMINGUEZ HILLS | W, 3-2 |
| M.6 | CAL STATE DOMINGUEZ HILLS | W, 3-1 |
| M.7 | *UC SANTA BARBARA | W, 1-0 |
| M.7 | *UC SANTA BARBARA | L, 1-4 |
| M.8 | LOUISIANA TECH | W, 3-2 |
| M.11 | at Chapman | L, 4-6 |
| M.11 | at Chapman | L, 1-4 |
| M.18 | MICHIGAN | L, 3-5 |
| M.18 | MICHIGAN | L, 0-12 |
| M.20 | ivs. Northwestern | L, 1-5 |
| M.20 | ivs. Arizona State | L, 1-4 |
| M.21 | ivs. Pacific | L, 1-3 |
| M.21 | ivs. Long Beach State | L, 1-2 |
| M.23 | ivs. Adelphi | W, 1-0 |
| M.26 | SAN FRANCISCO | W, 7-3 |
| M.26 | SAN FRANCISCO | L, 0-3 |
| M.27 | *at Long Beach State | L, 1-4 |
| M.29 | *at Cal Poly Pomona | L, 0-4 |
| M.29 | *at Cal Poly Pomona | W, 2-0 |
| A.3 | *CAL STATE FULLERTON | L, 0-4 |
| A.3 | *CAL STATE FULLERTON | L, 1-9 |
| A.5 | *at Pacific | W, 1-0 |
| A.5 | *at Pacific | L, 1-5 |
| A.10 | *at UC Santa Barbara | L, 2-3 |
| A.10 | *at UC Santa Barbara | L, 0-5 |
| A.13 | *at Cal State Fullerton | L, 0-4 |
| A.13 | *at Cal State Fullerton | L, 1-2 |
| A.15 | at UC San Diego | W, 10-0 |
| A.15 | at UC San Diego | W, 5-3 |
| A.22 | *CAL POLY POMONA | L, 1-6 |
| A.22 | *CAL POLY POMONA | W, 1-0 |
| A.24 | *UNLV | L, 0-2 |
| A.24 | *UNLV | L, 3-7 |
| A.25 | STANFORD | W, 1-0 |
| A.25 | STANFORD | W, 5-0 |
| A.29 | *LONG BEACH STATE | L, 0-2 |
| A.29 | *LONG BEACH STATE | L, 0-5 |
| M.1 | *at UNLV | L, 1-3 |
| M.1 | *at UNLV | L, 1-7 |
| M.3 | *PACIFIC | W, 1-0 |
| M.3 | *PACIFIC | L, 0-8 |
| M.6 | at U.S. International | L, 0-4 |
| M.6 | at U.S. International | W, 2-1 |
| M.8 | *at Hawai'i | L, 1-2 |
| M.8 | *at Hawai'i | L, 0-3 |
| M.10 | *at Hawai'i | L, 0-2 |
| M.10 | *at Hawai'i | W, 4-3 |

~ Game played in Yuma, Ariz.
 * Pacific Coast Athletic Association game
 ! Pony Tournament (Fullerton, Calif.)

► 1987 (20-40-1, 8-28 PCAA)

| | | |
|------|----------------------|---------|
| F.17 | U.S. INTERNATIONAL | L, 0-5 |
| F.17 | U.S. INTERNATIONAL | T, 1-1 |
| F.27 | at UCLA | L, 0-4 |
| F.27 | at UCLA | L, 0-3 |
| F.28 | LOYOLA MARYMOUNT | W, 13-2 |
| F.28 | LOYOLA MARYMOUNT | W, 7-0 |
| M.4 | *at UNLV | W, 3-1 |
| M.4 | *at UNLV | L, 2-4 |
| M.5 | ~vs. Oregon | W, 3-0 |
| M.5 | ~vs. Oregon | W, 2-1 |
| M.6 | ivs. Oregon | L, 0-2 |
| M.6 | ivs. Utah | W, 5-0 |
| M.7 | ivs. Creighton | L, 3-6 |
| M.7 | ivs. Colorado State | W, 1-0 |
| M.11 | IOWA STATE | L, 1-2 |
| M.11 | IOWA STATE | W, 2-1 |
| M.12 | *at Cal Poly Pomona | L, 0-6 |
| M.12 | *at Cal Poly Pomona | L, 2-6 |
| M.14 | *at UC Santa Barbara | L, 2-3 |
| M.14 | *at UC Santa Barbara | L, 0-2 |
| M.19 | *CAL STATE FULLERTON | L, 0-7 |
| M.19 | *CAL STATE FULLERTON | L, 0-21 |
| M.23 | *HAWAII | L, 0-4 |
| M.23 | *HAWAII | L, 0-3 |
| M.26 | @vs. Michigan | L, 0-5 |
| M.26 | @vs. Cal Poly Pomona | L, 2-9 |
| M.27 | @vs. Texas A&M | L, 2-7 |
| M.28 | @vs. Arizona | L, 1-3 |
| M.29 | @vs. Indiana | L, 0-2 |
| A.2 | *PACIFIC | W, 4-3 |
| A.2 | *PACIFIC | W, 10-0 |

| | | |
|------|-------------------------|---------|
| A.5 | at Loyola Marymount | W, 7-0 |
| A.8 | at San Francisco | W, 4-0 |
| A.8 | at San Francisco | W, 3-2 |
| A.9 | *at San José State | L, 1-9 |
| A.9 | *at San José State | W, 4-0 |
| A.11 | *UNLV | L, 0-4 |
| A.11 | *UNLV | W, 1-0 |
| A.15 | at U.S. International | L, 1-3 |
| A.15 | at U.S. International | W, 2-1 |
| A.17 | *CAL POLY POMONA | L, 3-6 |
| A.17 | *CAL POLY POMONA | L, 3-6 |
| A.24 | *SAN JOSÉ STATE | L, 4-5 |
| A.24 | *SAN JOSÉ STATE | W, 10-3 |
| A.25 | *HAWAII | L, 0-8 |
| A.25 | *HAWAII | L, 1-4 |
| A.30 | *at Fresno State | L, 1-3 |
| A.30 | *at Fresno State | L, 0-5 |
| M.1 | *at Fresno State | L, 0-5 |
| M.1 | *at Fresno State | L, 0-9 |
| M.2 | *at Pacific | W, 4-3 |
| M.2 | *at Pacific | W, 2-1 |
| M.5 | *at Cal State Fullerton | L, 0-6 |
| M.5 | *at Cal State Fullerton | L, 0-5 |
| M.7 | *LONG BEACH STATE | L, 0-6 |
| M.7 | *LONG BEACH STATE | L, 1-9 |
| M.9 | *UC SANTA BARBARA | W, 3-1 |
| M.9 | *UC SANTA BARBARA | L, 1-3 |
| M.10 | *at Long Beach State | L, 1-6 |
| M.10 | *at Long Beach State | L, 0-3 |

* Pacific Coast Athletic Association game
 ~ Game played in Las Vegas, Nev.
 ! UNLV Tournament (Las Vegas, Nev.)
 @ Pony Tournament (Fullerton, Calif.)

► 1988 (24-33, 9-23 PCAA)

| | | |
|------|--------------------------|---------|
| F.12 | CAL POLY | W, 3-1 |
| F.12 | CAL POLY | W, 2-0 |
| F.13 | UC RIVERSIDE | W, 1-0 |
| F.13 | UC RIVERSIDE | W, 7-3 |
| F.17 | at U.S. International | L, 0-9 |
| F.17 | at U.S. International | L, 2-4 |
| M.5 | at Chapman | W, 4-0 |
| M.5 | at Chapman | W, 4-2 |
| M.8 | *CAL STATE FULLERTON | L, 0-1 |
| M.8 | *CAL STATE FULLERTON | L, 0-3 |
| M.9 | WESTERN ILLINOIS | W, 2-1 |
| M.9 | WESTERN ILLINOIS | L, 3-5 |
| M.15 | at San Diego | W, 11-4 |
| M.18 | *at UNLV | L, 2-4 |
| M.18 | *at UNLV | W, 4-2 |
| M.20 | *UC SANTA BARBARA | W, 7-4 |
| M.20 | *UC SANTA BARBARA | W, 3-2 |
| M.21 | CAL STATE BAKERSFIELD | L, 2-6 |
| M.21 | CAL STATE BAKERSFIELD | L, 2-7 |
| M.27 | NEVADA | W, 6-0 |
| M.27 | NEVADA | W, 4-0 |
| M.30 | *at Pacific | W, 1-0 |
| M.30 | *at Pacific | W, 5-4 |
| M.31 | ~vs. San Francisco | W, 6-2 |
| M.31 | ~vs. Oregon | W, 4-2 |
| A.1 | ~vs. U.S. International | W, 7-1 |
| A.1 | ~vs. Pacific | L, 0-2 |
| A.2 | ~vs. Oregon State | W, 2-0 |
| A.2 | ~vs. Oregon | L, 0-7 |
| A.5 | *LONG BEACH STATE | L, 0-6 |
| A.5 | *LONG BEACH STATE | L, 1-7 |
| A.7 | at Cal State Bakersfield | L, 4-5 |
| A.7 | at Cal State Bakersfield | L, 0-5 |
| A.8 | *at Fresno State | L, 0-7 |
| A.8 | *at Fresno State | L, 0-11 |
| A.10 | *SAN JOSÉ STATE | W, 2-1 |
| A.10 | *SAN JOSÉ STATE | L, 0-7 |
| A.12 | *CAL POLY POMONA | L, 0-3 |
| A.12 | *CAL POLY POMONA | L, 0-5 |
| A.14 | *at San José State | L, 1-3 |
| A.14 | *at San José State | L, 0-4 |
| A.16 | *UNLV | W, 1-0 |
| A.16 | *UNLV | L, 1-4 |
| A.21 | *at Cal Poly Pomona | L, 0-1 |
| A.21 | *at Cal Poly Pomona | L, 2-5 |
| A.28 | *at Cal State Fullerton | L, 3-6 |
| A.28 | *at Cal State Fullerton | L, 1-5 |
| A.30 | *at UC Santa Barbara | W, 6-0 |
| A.30 | *at UC Santa Barbara | W, 6-2 |
| M.3 | CHAPMAN | L, 1-2 |
| M.3 | CHAPMAN | W, 3-1 |
| M.5 | *at Long Beach State | L, 1-2 |
| M.5 | *at Long Beach State | L, 0-2 |
| M.8 | *at Hawai'i* | L, 1-5 |
| M.8 | *at Hawai'i* | L, 3-4 |
| M.9 | *at Hawai'i | L, 0-1 |
| M.9 | *at Hawai'i | L, 0-4 |

* Pacific Coast Athletic Association game
 ~ Libby Matson Tiger Invitational (Lodi, Calif.)

► 1989 (18-38-1, 9-27 Big West)

| | | |
|------|-------------------------|---------|
| F.3 | ~vs. U.S. International | L, 0-3 |
| F.3 | ~vs. UC Santa Barbara | L, 5-6 |
| F.8 | UC SAN DIEGO | L, 3-4 |
| F.14 | U.S. INTERNATIONAL | T, 1-1 |
| F.24 | at Chapman | L, 2-3 |
| F.24 | at Chapman | L, 0-1 |
| M.1 | *at UNLV | L, 0-4 |
| M.1 | *at UNLV | W, 5-0 |
| M.2 | ivs. Penn State | W, 2-1 |
| M.2 | ivs. Penn State | W, 3-1 |
| M.3 | @at CSUN | W, 2-0 |
| M.4 | @vs. UT Arlington | W, 6-2 |
| M.4 | @vs. Utah | L, 0-5 |
| M.5 | @vs. Stephen F. Austin | L, 1-3 |
| M.5 | @vs. Southern Utah | W, 2-1 |
| M.9 | *HAWAII | W, 2-1 |
| M.9 | *HAWAII | W, 5-4 |
| M.10 | *HAWAII | W, 4-1 |
| M.10 | *HAWAII | L, 4-5 |
| M.11 | *UC SANTA BARBARA | L, 0-4 |
| M.11 | *UC SANTA BARBARA | W, 2-1 |
| M.14 | CHAPMAN | W, 5-0 |
| M.14 | CHAPMAN | L, 1-2 |
| M.18 | *at Cal State Fullerton | L, 2-4 |
| M.18 | *at Cal State Fullerton | L, 0-5 |
| M.20 | *at Pacific | L, 0-1 |
| M.20 | *at Pacific | W, 1-0 |
| M.21 | *at San José State | L, 0-1 |
| M.21 | *at San José State | W, 3-1 |
| M.27 | *at UC Santa Barbara | L, 1-2 |
| M.27 | *at UC Santa Barbara | L, 0-1 |
| M.28 | OREGON | L, 0-3 |
| M.28 | OREGON | L, 0-4 |
| M.31 | *CAL POLY POMONA | L, 0-3 |
| M.31 | *CAL POLY POMONA | L, 0-3 |
| A.2 | *LONG BEACH STATE | L, 0-5 |
| A.2 | *LONG BEACH STATE | L, 0-1 |
| A.4 | at U.S. International | W, 2-0 |
| A.4 | at U.S. International | W, 3-0 |
| A.14 | *PACIFIC | W, 4-1 |
| A.14 | *PACIFIC | W, 5-4 |
| A.15 | *SAN JOSÉ STATE | L, 0-6 |
| A.15 | *SAN JOSÉ STATE | L, 1-5 |
| A.16 | *UNLV | L, 0-5 |
| A.16 | *UNLV | L, 2-5 |
| A.20 | *CAL STATE FULLERTON | L, 1-6 |
| A.20 | *CAL STATE FULLERTON | L, 0-1 |
| A.23 | at San Francisco | W, 1-0 |
| A.23 | at San Francisco | L, 0-3 |
| A.25 | *at Fresno State | L, 0-10 |
| A.25 | *at Fresno State | L, 0-5 |
| A.29 | *FRESNO STATE | L, 0-4 |
| A.29 | *FRESNO STATE | L, 3-10 |
| M.5 | *at Long Beach State | L, 1-2 |
| M.5 | *at Long Beach State | L, 4-5 |
| M.6 | *at Cal Poly Pomona | L, 0-3 |
| M.6 | *at Cal Poly Pomona | L, 0-5 |

* Big West Conference game
 ~ CSUN Tournament (Northridge, Calif.)
 ! Game played in Las Vegas, Nev.
 @ UNLV Tournament (Las Vegas, Nev.)

► 1990 (21-38, 11-24 Big West)

| | | |
|------|--------------------------|--------|
| F.24 | at CSUN | L, 0-2 |
| F.24 | at CSUN | L, 0-3 |
| F.25 | UCLA | L, 1-5 |
| F.25 | UCLA | L, 0-5 |
| F.28 | *at UNLV | L, 0-3 |
| F.28 | *at UNLV | L, 1-2 |
| M.2 | ~vs. UCLA | L, 0-4 |
| M.2 | ~vs. Utah | L, 0-2 |
| M.3 | ~vs. CSUN | L, 1-3 |
| M.3 | ~vs. Southern Utah | W, 3-2 |
| M.3 | ~at UNLV | L, 1-2 |
| M.4 | ~vs. Cal State Fullerton | L, 0-2 |
| M.6 | *CAL STATE FULLERTON | L, 0-1 |
| M.9 | *at Hawai'i | W, 8-1 |
| M.9 | *at Hawai'i | L, 3-4 |
| M.10 | *at Hawai'i | W, 3-0 |
| M.10 | *at Hawai'i | L, 2-3 |
| M.15 | SAINT MARY'S | W, 7-0 |
| M.15 | SAINT MARY'S | W, 2-1 |
| M.17 | CHAPMAN | W, 4-0 |
| M.17 | CHAPMAN | L, 1-2 |
| M.19 | BOWLING GREEN | W, 5-0 |
| M.19 | BOWLING GREEN | W, 2-0 |
| M.20 | UTAH | W, 3-0 |
| M.20 | UTAH | L, 1-3 |
| M.28 | *at Pacific | L, 0-1 |
| M.28 | *at Pacific | L, 0-3 |
| M.30 | NEBRASKA | W, 3-0 |
| M.30 | NEBRASKA | L, 0-2 |
| M.31 | *SAN JOSÉ STATE | W, 1-0 |
| M.31 | *SAN JOSÉ STATE | W, 1-0 |
| A.3 | *LONG BEACH STATE | L, 0-3 |

ALL-TIME RESULTS

| | | |
|------|-------------------------|--------|
| A.3 | *LONG BEACH STATE | L, 0-2 |
| A.7 | SACRAMENTO STATE | L, 0-1 |
| A.7 | SACRAMENTO STATE | W, 1-0 |
| A.10 | *at Fresno State | L, 1-8 |
| A.10 | *at Fresno State | L, 0-3 |
| A.12 | *at San José State | W, 5-3 |
| A.12 | *at San José State | W, 5-3 |
| A.14 | *UNLV | W, 2-1 |
| A.14 | *UNLV | L, 0-1 |
| A.18 | *CAL POLY POMONA | L, 0-1 |
| A.18 | *CAL POLY POMONA | L, 1-2 |
| A.20 | *PACIFIC | L, 1-7 |
| A.20 | *PACIFIC | W, 3-1 |
| A.22 | *FRESNO STATE | L, 0-1 |
| A.22 | *FRESNO STATE | W, 1-0 |
| A.24 | at U.S. International | W, 2-1 |
| A.24 | at U.S. International | L, 3-4 |
| A.28 | *at UC Santa Barbara | W, 4-2 |
| A.28 | *at UC Santa Barbara | L, 3-4 |
| M.3 | *at Long Beach State | L, 0-1 |
| M.3 | *at Long Beach State | L, 0-1 |
| M.8 | *at Cal State Fullerton | L, 0-3 |
| M.8 | *at Cal State Fullerton | L, 1-4 |
| M.10 | *CAL POLY POMONA | L, 1-3 |
| M.10 | *CAL POLY POMONA | L, 0-1 |
| M.12 | *UC SANTA BARBARA | W, 1-0 |
| M.12 | *UC SANTA BARBARA | L, 0-2 |

* Big West Conference game
~ UNLV Spuds Mackenzie Tournament (Las Vegas, Nev.)

► 1991 (26-20-1, 7-3 WAC)

| | | |
|------|---------------------------|---------|
| F.12 | at Loyola Marymount | W, 12-0 |
| F.12 | at Loyola Marymount | W, 7-0 |
| F.15 | CHAPMAN | L, 0-1 |
| F.15 | CHAPMAN | W, 3-0 |
| F.16 | CAL STATE DOMINGUEZ HILLS | L, 2-4 |
| F.16 | CAL STATE DOMINGUEZ HILLS | T, 0-0 |
| F.20 | MINNESOTA | W, 3-1 |
| F.20 | MINNESOTA | L, 0-1 |
| F.21 | ~UTAH STATE | L, 0-2 |
| F.21 | ~CALIFORNIA | L, 1-2 |
| F.22 | ~LONG BEACH STATE | L, 0-1 |
| F.22 | ~MINNESOTA | W, 2-1 |
| F.22 | ~CSUN | W, 1-0 |
| F.23 | ~NORTHWESTERN | W, 3-1 |
| F.23 | ~MINNESOTA | L, 2-3 |
| M.10 | at UCLA | L, 0-5 |
| M.10 | at UCLA | L, 0-6 |
| M.15 | at San Diego | W, 10-0 |
| M.18 | AKRON | W, 2-1 |
| M.18 | AKRON | W, 5-3 |
| M.19 | OREGON STATE | L, 1-2 |
| M.19 | at Santa Clara | W, 3-0 |
| M.28 | at Santa Clara | W, 9-1 |
| M.30 | OHIO STATE | L, 0-2 |
| M.30 | OHIO STATE | W, 2-1 |
| A.4 | at Cal Poly Pomona | L, 0-3 |
| A.4 | at Cal Poly Pomona | L, 0-4 |
| A.11 | *COLORADO STATE | L, 1-2 |
| A.11 | *COLORADO STATE | W, 2-0 |
| A.13 | *CREIGHTON | W, 2-1 |
| A.13 | *CREIGHTON | L, 1-3 |
| A.20 | *at New Mexico | W, 1-0 |
| A.20 | *at New Mexico | W, 5-4 |
| A.26 | ivs. Monmouth | W, 4-0 |
| A.26 | !at Penn State | W, 4-2 |
| A.27 | ivs. Monmouth | W, 7-0 |
| A.27 | !at Penn State | W, 4-0 |
| A.28 | ivs. Detroit | W, 3-2 |
| A.28 | ivs. Detroit | W, 8-0 |
| M.3 | *at Southern Utah | W, 4-0 |
| M.3 | *at Southern Utah | W, 6-2 |
| M.4 | *at Utah | W, 3-2 |
| M.4 | *at Utah | L, 0-9 |
| M.5 | at Utah State | L, 0-1 |
| M.5 | at Utah State | L, 1-2 |
| M.9 | @vs. New Mexico | L, 0-1 |
| M.10 | @vs. Creighton | L, 0-1 |

~ SDSU Spring Classic (Escondido, Calif.)
* Western Athletic Conference game
! Penn State Tournament (State College, Pa.)
@ WAC Tournament (Omaha, Neb.)

► 1992 (20-37, 4-6 WAC)

| | | |
|------|-------------------|--------|
| F.20 | ~SOUTH FLORIDA | L, 1-2 |
| F.20 | ~CSUN | L, 0-9 |
| F.21 | ~SAINT MARY'S | W, 5-0 |
| F.21 | ~LONG BEACH STATE | L, 0-5 |
| F.21 | ~UCLA | L, 0-9 |
| F.22 | ~MINNESOTA | L, 1-2 |
| F.22 | ~LONG BEACH STATE | L, 1-8 |
| F.28 | ivs. Michigan | L, 2-3 |
| F.28 | !at Arizona State | L, 1-7 |
| F.29 | ivs. Iowa State | W, 1-0 |
| F.29 | ivs. Michigan | L, 0-3 |
| M.1 | ivs. Iowa State | L, 2-3 |

| | | |
|------|--------------------------|---------|
| M.1 | !at Arizona State | L, 1-11 |
| M.5 | @vs. New Mexico | L, 1-2 |
| M.5 | @vs. Arizona | L, 0-10 |
| M.5 | @at New Mexico State | L, 1-4 |
| M.6 | @vs. Northwestern | W, 2-1 |
| M.6 | @vs. Western Michigan | L, 2-3 |
| M.7 | @vs. Central Michigan | L, 0-7 |
| M.7 | @vs. Wisconsin-Green Bay | W, 11-5 |
| M.7 | @Sacramento State | L, 1-7 |
| M.13 | #vs. Hawai'i | L, 0-3 |
| M.13 | #vs. Pacific | W, 1-0 |
| M.13 | #vs. CSUN | L, 2-3 |
| M.14 | #vs. Sacramento State | L, 1-8 |
| M.14 | #vs. Creighton | L, 0-1 |
| M.14 | #vs. Cal Poly Pomona | W, 3-1 |
| M.14 | #vs. Pacific | L, 3-7 |
| M.15 | #vs. Creighton | L, 0-7 |
| M.18 | at Loyola Marymount | W, 13-0 |
| M.18 | at Loyola Marymount | W, 9-0 |
| M.25 | Svs. Toledo | W, 2-1 |
| M.25 | Svs. Toledo | W, 4-2 |
| M.26 | %vs. UCLA | L, 1-6 |
| M.27 | %vs. Nebraska | L, 5-8 |
| M.27 | %vs. New Mexico | L, 0-2 |
| M.27 | %vs. Sacramento State | L, 0-1 |
| M.28 | %vs. Colorado State | L, 4-6 |

A.4 *NEW MEXICO
A.4 *NEW MEXICO
A.9 *SOUTHERN UTAH
A.9 *SOUTHERN UTAH
A.11 *UTAH
A.11 *UTAH
A.12 SANTA CLARA
A.12 SANTA CLARA
A.14 *at Colorado State
A.14 *at Colorado State
A.16 *at Creighton
A.16 *at Creighton
A.21 SAN DIEGO
A.21 SAN DIEGO
M.3 CAL POLY POMONA
M.3 CAL POLY POMONA
M.7 ^vs. Southern Utah
M.7 ^vs. New Mexico
M.8 ^vs. Colorado State
~ SDSU Spring Classic (Escondido, Calif.)
! Arizona State Round Robin (Tempe, Ariz.)
@ New Mexico State Tournament (Las Cruces, N.M.)
Bakersfield Tournament (Bakersfield, Calif.)
S Game played in San Jose, Calif.
% San José State Tournament (San Jose, Calif.)
* Western Athletic Conference game
^ WAC Tournament (Salt Lake City, Utah)

► 1993 (23-36, 3-21 WAC)

| | | |
|------|------------------------|---------|
| F.11 | UC RIVERSIDE | W, 1-0 |
| F.11 | UC RIVERSIDE | W, 1-0 |
| F.13 | SOUTHERN CAL COLLEGE | W, 4-0 |
| F.13 | SOUTHERN CAL COLLEGE | W, 6-2 |
| F.14 | CHAPMAN | W, 2-1 |
| F.14 | CHAPMAN | W, 1-0 |
| F.19 | ~MINNESOTA | L, 3-6 |
| F.20 | ~LONG BEACH STATE | L, 0-1 |
| F.20 | ~NORTHWESTERN | L, 0-1 |
| F.21 | ~SAINT MARY'S | W, 3-2 |
| F.21 | ~CALIFORNIA | L, 3-5 |
| F.22 | ~SAINT MARY'S | W, 3-2 |
| F.22 | ~CALIFORNIA | L, 5-7 |
| F.25 | ivs. Michigan | L, 1-3 |
| F.25 | !at Arizona State | W, 5-0 |
| F.26 | ivs. Iowa | L, 1-2 |
| F.26 | !at Arizona State | L, 0-1 |
| F.27 | ivs. Sam Houston State | L, 3-4 |
| F.27 | ivs. Washington | L, 0-1 |
| M.10 | at Chapman | W, 3-2 |
| M.10 | at Chapman | W, 10-2 |
| M.13 | *NEW MEXICO | L, 0-8 |
| M.13 | *NEW MEXICO | L, 0-6 |
| M.14 | UMASS | W, 5-3 |
| M.14 | UMASS | L, 2-4 |
| M.20 | NORTHEASTERN ILLINOIS | W, 7-0 |
| M.20 | NORTHEASTERN ILLINOIS | W, 5-4 |
| M.22 | OREGON STATE | L, 6-7 |
| M.22 | OREGON STATE | W, 2-1 |
| M.27 | @vs. Michigan State | W, 5-1 |
| M.27 | @at UC Santa Barbara | L, 0-3 |
| A.3 | *at CSUN | L, 1-3 |
| A.3 | *at CSUN | L, 0-8 |
| A.6 | at Cal Poly Pomona | L, 2-9 |
| A.6 | at Cal Poly Pomona | L, 2-3 |
| A.9 | *SOUTHERN UTAH | W, 2-0 |
| A.9 | *SOUTHERN UTAH | W, 3-2 |
| A.10 | *Utah | L, 2-4 |
| A.10 | *Utah | L, 1-3 |
| A.11 | STANFORD | W, 8-0 |
| A.11 | STANFORD | W, 19-2 |

| | | |
|------|----------------------|---------|
| A.16 | *at Sacramento State | L, 0-1 |
| A.16 | *at Sacramento State | L, 0-3 |
| A.17 | *at Fresno State | L, 0-10 |
| A.17 | *at Fresno State | W, 2-3 |
| A.20 | at San Diego | W, 9-2 |
| A.20 | at San Diego | W, 6-0 |
| A.24 | *CSUN | L, 1-4 |
| A.24 | *CSUN | L, 0-3 |
| M.2 | *at New Mexico | L, 1-2 |
| M.2 | *at New Mexico | L, 0-2 |
| M.7 | *FRESNO STATE | L, 0-7 |
| M.7 | *FRESNO STATE | L, 0-3 |
| M.8 | *SACRAMENTO STATE | L, 0-1 |
| M.8 | *SACRAMENTO STATE | L, 0-3 |
| M.14 | *at Utah | L, 2-11 |
| M.14 | *at Utah | W, 5-2 |
| M.15 | *at Southern Utah | L, 0-4 |
| M.15 | *at Southern Utah | L, 2-6 |

~ SDSU Spring Classic (Escondido, Calif.)
! Arizona State Classic (Tempe, Ariz.)
@ UC Santa Barbara Tournament (Santa Barbara, Calif.)
* Western Athletic Conference game

► 1994 (21-29-1, 4-19-1 WAC)

| | | |
|------|-------------------------|---------|
| F.12 | CAL POLY | W, 1-0 |
| F.12 | CAL POLY | W, 5-0 |
| F.15 | at Southern Cal College | W, 3-1 |
| F.15 | at Southern Cal College | L, 1-4 |
| F.19 | ~SAINT MARY'S | W, 3-2 |
| F.19 | ~CAL STATE FULLERTON | L, 2-3 |
| F.20 | ~MINNESOTA | L, 1-3 |
| F.22 | at Loyola Marymount | W, 1-0 |
| F.22 | at Loyola Marymount | W, 5-1 |
| F.24 | ivs. Michigan | L, 1-3 |
| F.25 | ivs. Iowa | W, 6-2 |
| F.26 | ivs. Ohio State | L, 1-3 |
| F.27 | ivs. Michigan | W, 2-0 |
| F.27 | ivs. Oklahoma State | W, 6-3 |
| M.4 | LOYOLA MARYMOUNT | W, 5-0 |
| M.4 | LOYOLA MARYMOUNT | W, 4-0 |
| M.13 | UNLV | L, 0-6 |
| M.13 | UNLV | L, 1-4 |
| M.16 | SAN DIEGO | W, 9-1 |
| M.16 | SAN DIEGO | W, 7-1 |
| M.18 | *UTAH | L, 2-4 |
| M.18 | *UTAH | L, 2-6 |
| M.25 | @vs. Southern Utah | W, 8-3 |
| M.26 | @vs. Virginia | W, 2-1 |
| M.26 | @vs. Virginia | L, 0-5 |
| M.27 | @at Arizona State | W, 4-0 |
| M.27 | @at Arizona State | L, 0-2 |
| M.30 | at UC Santa Barbara | W, 2-1 |
| M.30 | at UC Santa Barbara | L, 2-5 |
| A.1 | *at Fresno State | L, 0-3 |
| A.3 | *at Sacramento State | W, 2-1 |
| A.3 | *at Sacramento State | T, 0-0 |
| A.8 | *COLORADO STATE | L, 0-1 |
| A.8 | *COLORADO STATE | L, 0-3 |
| A.16 | *at CSUN | L, 3-4 |
| A.16 | *at CSUN | L, 0-10 |
| A.22 | *at Southern Utah | L, 1-2 |
| A.22 | *at Southern Utah | W, 5-2 |
| A.23 | *at Utah | L, 1-5 |
| A.23 | *at Utah | L, 0-3 |
| A.29 | *at New Mexico | L, 3-5 |
| A.29 | *at New Mexico | W, 5-4 |
| M.1 | *at Colorado State | W, 6-0 |
| M.1 | *at Colorado State | L, 0-2 |
| M.7 | *CSUN | L, 0-2 |
| M.7 | *CSUN | L, 0-7 |
| M.13 | *SACRAMENTO STATE | L, 0-3 |
| M.13 | *SACRAMENTO STATE | L, 0-2 |
| M.14 | *FRESNO STATE | L, 0-8 |
| M.14 | *FRESNO STATE | L, 0-10 |

~ Campbell/Carrier Classic (Escondido, Calif.)
! Arizona State Classic (Tempe, Ariz.)
* Western Athletic Conference game
@ Diamond Devil Classic (Tempe, Ariz.)

► 1995 (21-39, 10-18 WAC)

| | | |
|------|-------------------|---------|
| F.8 | at UCLA | L, 0-6 |
| F.12 | SAINT MARY'S | W, 6-1 |
| F.12 | SAINT MARY'S | W, 2-1 |
| F.17 | ~TENNESSEE TECH | W, 3-2 |
| F.17 | ~UCLA | L, 2-6 |
| F.17 | ~LOYOLA MARYMOUNT | W, 10-6 |
| F.18 | ~LONG BEACH STATE | L, 1-5 |
| F.18 | ~FRESNO STATE | L, 1-7 |
| F.18 | ~WASHINGTON | L, 2-6 |
| F.19 | ~CSUN | L, 1-2 |
| F.24 | ivs. Michigan | W, 5-3 |
| F.24 | ivs. Hawai'i | L, 0-4 |
| F.25 | ivs. Washington | L, 0-6 |
| F.26 | ivs. Cal Poly | L, 0-5 |
| F.26 | !at Arizona State | L, 1-3 |

| | | |
|------|-------------------------|---------|
| M.1 | at San Diego | W, 11-1 |
| M.1 | at San Diego | W, 8-3 |
| M.4 | @vs. Cal Poly | L, 2-4 |
| M.4 | @at Cal State Fullerton | L, 3-9 |
| M.12 | NOTRE DAME | L, 0-3 |
| M.12 | NOTRE DAME | L, 1-3 |
| M.13 | *COLORADO STATE | W, 1-0 |
| M.13 | *COLORADO STATE | W, 4-1 |
| M.17 | *SOUTHERN UTAH | W, 4-3 |
| M.17 | *SOUTHERN UTAH | W, 4-0 |
| M.18 | *UTAH | L, 1-4 |
| M.18 | *UTAH | L, 2-4 |
| M.20 | OREGON STATE | W, 1-0 |
| M.20 | OREGON STATE | L, 1-2 |
| M.24 | #vs. Virginia | L, 1-4 |
| M.24 | #at Arizona State | L, 1-2 |
| M.25 | #vs. Western Michigan | L, 2-3 |
| M.25 | #Western Michigan | W, 6-4 |
| M.25 | #New Mexico | W, 7-6 |
| M.31 | *at Colorado State | W, 4-2 |
| M.31 | *at Colorado State | L, 3-5 |
| A.1 | *at New Mexico | W, 2-1 |
| A.1 | *at New Mexico | L, 5-7 |
| A.7 | *FRESNO STATE | L, 0-6 |
| A.7 | *FRESNO STATE | L, 0-1 |
| A.8 | *SACRAMENTO STATE | W, 3-0 |
| A.8 | *SACRAMENTO STATE | L, 2-5 |
| A.13 | at Long Beach State | W, 3-0 |
| A.13 | at Long Beach State | L, 0-5 |
| A.15 | *CSUN | L, 0-3 |
| A.15 | *CSUN | L, 0-4 |
| A.22 | *at Southern Utah | W, 2-1 |
| A.22 | *at Southern Utah | L, 2-5 |
| A.23 | *at Utah | L, 0-5 |
| A.23 | *at Utah | L, 0-3 |
| A.28 | *NEW MEXICO | W, 2-0 |
| A.28 | *NEW MEXICO | W, 1-0 |
| A.29 | HAWAII | L, 1-4 |
| A.29 | HAWAII | L, 0-7 |
| M.5 | *at Sacramento State | L, 2-3 |
| M.5 | *at Sacramento State | L, 0-2 |
| M.6 | *at Fresno State | L, 0-5 |
| M.6 | *at Fresno State | L, 0-3 |
| M.10 | *at CSUN | L, 0-9 |
| M.10 | *at CSUN | L, 2-7 |

~ Campbell/Carrier Classic (Carlsbad, Calif.)
! Arizona State Coca-Cola Classic (Tempe, Ariz.)
@ Cal State Fullerton Tournament (Fullerton, Calif.)
* Western Athletic Conference game
Diamond Devil Classic (Tempe, Ariz.)

► 1996 (27-30, 12-16 WAC)

| | | |
|------|--------------------------|---------|
| F.14 | SAN DIEGO | W, 6-0 |
| F.14 | SAN DIEGO | W, 12-0 |
| F.16 | ~vs. Illinois State | L, 5-9 |
| F.16 | ~vs. Cal State Fullerton | W, 8-6 |
| F.16 | ~vs. Washington | L, 2-3 |
| F.17 | ~vs. Arizona | L, 3-11 |
| F.17 | ~vs. McNeese State | W, 7-4 |
| F.18 | ~vs. New Mexico State | W, 6-5 |
| M.1 | !NORTHEAST LOUISIANA | L, 0-1 |
| M.1 | !CAL STATE FULLERTON | W, 5-0 |
| M.1 | !MICHIGAN | W, 4-2 |
| M.2 | !NEBRASKA | L, 0-5 |
| M.2 | !SACRAMENTO STATE | L, 3-4 |
| M.2 | !TEXAS STATE | W, 3-1 |
| M.7 | @vs. Texas State | W, 4-3 |
| M.8 | @vs. DePaul | L, 1-5 |
| M.8 | @vs. Fresno State | L, 4-10 |
| M.9 | @vs. Missouri | W, 11-3 |
| M.9 | @vs. Michigan | L, 1-7 |
| M.12 | *COLORADO STATE | L, 2-5 |
| M.16 | *NEW MEXICO | W, 4-0 |
| M.16 | *NEW MEXICO | W, 6-5 |
| M.17 | *at CSUN | L, 0-1 |
| M.17 | *at CSUN | L, 1-3 |
| M.19 | OHIO | W, 3-2 |
| M.19 | OHIO | W, 4-3 |
| M.20 | LONG BEACH STATE | L, 0-7 |
| M.20 | LONG BEACH STATE | L, 0-9 |
| M.25 | at UCLA | L, 1-3 |
| M.25 | at UCLA | L, 2-5 |
| M.28 | STANFORD | W, 3-2 |
| M.28 | STANFORD | W, 7-0 |
| M.29 | OREGON STATE | W, 4-0 |
| M.29 | OREGON STATE | L, 1-2 |
| A.5 | *SACRAMENTO STATE | L, 3-6 |
| A.5 | *SACRAMENTO STATE | W, 6-1 |
| A.6 | *FRESNO STATE | L, 0-2 |
| A.6 | *FRESNO STATE | L, 0-5 |
| A.12 | *at Southern Utah | W, 5-4 |
| A.12 | *at Southern Utah | W, 11-2 |
| A.13 | *at Utah | L, 6-8 |
| A.13 | *at Utah | L, 1-5 |
| A.19 | *at New Mexico | W, 8-5 |
| A.19 | *at New Mexico | W, 4-3 |

ALL-TIME RESULTS

A.20 *at Colorado State L, 3-4
 A.20 *at Colorado State L, 4-7
 A.20 *at Colorado State L, 1-2
 A.26 *UTAH W, 4-0
 A.26 *UTAH W, 5-3
 A.27 *SOUTHERN UTAH W, 10-0
 A.27 *SOUTHERN UTAH W, 5-2
 M.3 *at Fresno State L, 0-2
 M.3 *at Fresno State L, 0-4
 M.4 *at Sacramento State L, 0-1
 M.4 *at Sacramento State L, 2-4
 M.11 *CSUN W, 5-4
 M.11 *CSUN L, 2-3

~ Arizona State Coca-Cola Classic (Tempe, Ariz.)
 ! Campbell/Cartier Classic (Poway, Calif.)
 @ Univ. of Arizona Tournament (Tucson, Ariz.)
 * Western Athletic Conference game

► 1997 (30-30, 14-18 WAC)

F.12 at San Diego W, 14-2
 F.12 at San Diego W, 17-1
 F.20 ~CSUN W, 5-0
 F.20 ~LONG BEACH STATE L, 0-4
 F.21 ~ARKANSAS W, 5-2
 F.21 ~SACRAMENTO STATE L, 2-5
 F.21 ~MICHIGAN W, 4-3
 F.22 ~HAWAII L, 3-5
 F.23 ~STANFORD L, 2-3
 F.28 ~OREGON W, 1-0
 F.28 ~BALL STATE W, 4-1
 M.1 IUCLA L, 0-13
 M.1 UIUC W, 6-5
 M.1 !OKLAHOMA STATE W, 5-3
 M.2 !OREGON STATE W, 7-3
 M.2 !LOYOLA MARYMOUNT L, 2-3
 M.7 *at UNLV W, 1-0
 M.7 *at UNLV W, 6-0
 M.8 *at New Mexico W, 5-0
 M.8 *at New Mexico W, 8-1
 M.12 *COLORADO STATE L, 2-5
 M.12 *COLORADO STATE L, 3-7
 M.14 *FRESNO STATE L, 0-8
 M.14 *FRESNO STATE W, 1-0
 M.21 SOUTHERN UTAH L, 1-3
 M.21 SOUTHERN UTAH W, 4-0
 M.22 *UTAH L, 2-3
 M.22 *UTAH W, 1-0
 M.24 *TULSA W, 4-0
 M.25 *TULSA L, 2-5
 M.26 *TULSA W, 2-1
 M.26 *TULSA L, 3-4
 M.28 OREGON STATE W, 1-0
 M.28 OREGON STATE L, 1-2
 A.3 *at Hawai'i W, 2-1
 A.3 *at Hawai'i W, 3-2
 A.5 *at Hawai'i L, 1-9
 A.5 *at Hawai'i L, 4-5
 A.9 *SAN JOSE STATE W, 3-0
 A.9 *SAN JOSE STATE L, 1-2
 A.15 at Long Beach State W, 6-2
 A.15 at Long Beach State L, 1-4
 A.18 LOYOLA MARYMOUNT L, 0-2
 A.18 LOYOLA MARYMOUNT W, 2-0
 A.20 at UC Santa Barbara W, 9-2
 A.20 at UC Santa Barbara W, 3-0
 A.26 *NEW MEXICO W, 5-1
 A.26 *NEW MEXICO W, 2-0
 A.27 *UNLV L, 3-8
 A.27 *UNLV L, 1-3
 M.2 *at Fresno State L, 0-3
 M.2 *at Fresno State W, 2-1
 M.3 *at San José State L, 1-2
 M.3 *at San José State L, 3-4
 M.4 at Stanford L, 1-3
 M.4 at Stanford L, 0-1
 M.9 *at Colorado State L, 0-5
 M.9 *at Colorado State L, 3-4
 M.10 *at Utah L, 2-3
 M.10 *at Utah L, 1-17
 ~ Campbell/Cartier Classic (Poway, Calif.)
 ! SDSU Tournament (Encinitas, Calif.)
 * Western Athletic Conference game

► 1998 (24-35, 14-17 WAC)

F.7 ~vs. Loyola Marymount W, 7-1
 F.8 ~vs. Northwestern L, 3-4
 F.19 ISANTA CLARA L, 1-2
 F.19 ILSU L, 1-4
 F.20 !EASTERN MICHIGAN W, 5-3
 F.21 !LONG BEACH STATE L, 2-3
 F.21 !MICHIGAN L, 7-9
 F.24 *HAWAII L, 2-14
 F.25 *HAWAII L, 2-8
 F.27 @vs. Virginia L, 1-2
 F.27 @vs. Stanford L, 1-8
 F.28 @vs. Eastern Michigan W, 7-0

F.28 @at Cal State Fullerton W, 3-0
 M.1 @vs. Virginia L, 2-4
 M.1 @vs. Long Beach State L, 2-3
 M.3 *at New Mexico W, 4-1
 M.3 *at New Mexico W, 2-1
 M.6 #vs. Texas Tech L, 2-6
 M.6 #vs. Texas Tech W, 1-0
 M.7 #vs. Oklahoma L, 2-4
 M.7 #vs. Oklahoma L, 2-3
 M.8 #at Arizona L, 0-8
 M.11 *NEW MEXICO W, 4-0
 M.11 *NEW MEXICO L, 2-7
 M.14 *FRESNO STATE L, 2-5
 M.14 *FRESNO STATE L, 0-2
 M.15 *UNLV W, 1-0
 M.15 *UNLV W, 6-5
 M.18 Svs. Texas State W, 10-6
 M.19 Svs. Washington L, 0-8
 M.20 Svs. Southwestern Louisiana L, 2-10
 M.20 Sat Cal State Fullerton W, 3-0
 M.21 Svs. Oklahoma L, 1-4
 M.23 *UTAH L, 1-3
 M.23 *UTAH W, 2-1
 M.27 *at Tulsa W, 7-0
 M.27 *at Tulsa L, 0-2
 M.28 *at Tulsa L, 0-2
 M.28 *at Tulsa L, 0-3
 A.4 *COLORADO STATE L, 0-7
 A.4 *COLORADO STATE W, 3-0
 A.5 SAINT MARY'S W, 3-1
 A.5 SAINT MARY'S L, 2-5
 A.10 *at San José State L, 4-5
 A.10 *at San José State W, 6-4
 A.12 *at Fresno State L, 0-3
 A.12 *at Fresno State L, 1-2
 A.18 *SAN JOSE STATE W, 2-1
 A.18 *SAN JOSE STATE L, 1-2
 A.19 *HAWAII W, 2-1
 A.19 *HAWAII W, 1-0
 A.21 *at UNLV L, 0-1
 A.21 *at UNLV W, 9-1
 A.26 LOYOLA MARYMOUNT W, 8-0
 A.26 LOYOLA MARYMOUNT W, 5-0
 M.8 *at Colorado State W, 4-0
 M.9 *at Utah L, 3-4
 M.9 *at Utah L, 4-5
 ~ CSUN Tournament (Northridge, Calif.)
 ! Campbell/Cartier Classic (Poway, Calif.)
 * Western Athletic Conference game
 @ Fullerton Showcase (Fullerton, Calif.)
 # Arizona Tournament (Tucson, Ariz.)
 S Kia Classic (Fullerton, Calif.)

► 1999 (24-24, 16-8 WAC)

F.13 at Cal Poly W, 8-1
 F.13 at Cal Poly L, 3-5
 F.14 at UC Santa Barbara L, 3-4
 F.14 at UC Santa Barbara L, 7-10
 F.18 ~SANTA CLARA W, 7-0
 F.18 ~SACRAMENTO STATE L, 2-7
 F.19 ~IOWA STATE L, 1-2
 F.19 ~CSUN L, 2-6
 F.20 ~CAL STATE FULLERTON L, 3-4
 F.20 ~TEXAS TECH L, 1-4
 F.21 ~LONG BEACH STATE W, 4-0
 F.27 !at CSUN L, 2-7
 F.27 Ivs. Oregon L, 0-4
 F.28 Ivs. Oregon L, 3-9
 F.28 !at CSUN W, 4-0
 M.5 *UTAH W, 2-1
 M.5 *UTAH W, 3-2
 M.6 *UTAH W, 3-0
 M.7 *UTAH W, 3-0
 M.13 SOUTHERN UTAH W, 7-3
 M.13 SOUTHERN UTAH W, 12-2
 M.17 @vs. CSUN W, 3-2
 M.18 @vs. DePaul L, 1-4
 M.19 @vs. Arizona L, 5-10
 M.20 @vs. Fresno State L, 0-2
 M.27 *at UNLV W, 5-3
 M.28 *at UNLV L, 1-9
 M.28 *at UNLV W, 3-1
 A.2 *TULSA W, 1-0
 A.3 *TULSA L, 0-5
 A.3 *TULSA W, 5-4
 A.9 *at Hawai'i L, 0-3
 A.10 *at Hawai'i L, 0-1
 A.10 *at Hawai'i W, 2-0
 A.16 *at Colorado State W, 13-3
 A.17 *at Colorado State W, 5-4
 A.17 *at Colorado State W, 7-1
 A.24 *FRESNO STATE L, 0-4
 A.24 *FRESNO STATE L, 0-4
 A.25 *FRESNO STATE L, 3-6
 M.1 *NEW MEXICO W, 5-3
 M.1 *NEW MEXICO W, 4-1
 M.2 *NEW MEXICO L, 1-2

M.7 *at San José State W, 15-3
 M.8 *at San José State W, 7-6
 M.8 *at San José State W, 8-0
 M.13 #vs. Utah L, 1-4
 M.14 #vs. New Mexico W, 2-0
 M.14 #at Fresno State L, 2-3
 ~ Campbell/Cartier Classic (Poway, Calif.)
 ! Matador Invitational (Northridge, Calif.)
 * Western Athletic Conference game
 @ Kia Classic (Fullerton, Calif.)
 # WAC Tournament (Fresno, Calif.)

► 2000 (35-27, 13-7 MW)

F.5 ~UIC L, 3-5
 F.5 ~LONG BEACH STATE L, 0-6
 F.6 ~UIC W, 6-5
 F.6 ~LONG BEACH STATE L, 3-8
 F.11 !at CSUN L, 1-3
 F.11 Ivs. Washington L, 0-10
 F.12 Ivs. Santa Clara W, 6-3
 F.17 @OHIO STATE W, 6-1
 F.18 @SACRAMENTO STATE L, 4-7
 F.18 @PACIFIC W, 7-5
 F.19 @ARKANSAS L, 1-2
 F.19 @STANFORD L, 1-3
 F.25 #vs. Purdue L, 4-3
 F.25 #vs. Iowa State W, 5-0
 F.26 #vs. Cal Poly W, 3-1
 M.3 Svs. San José State W, 3-2
 M.3 Svs. Baylor W, 3-1
 M.4 Svs. Portland State L, 0-2
 M.4 Svs. Oregon L, 4-7
 M.11 SOUTHERN UTAH W, 5-0
 M.11 SOUTHERN UTAH W, 4-3
 M.12 NOTRE DAME L, 0-3
 M.12 NOTRE DAME L, 3-11
 M.14 IOWA W, 4-3
 M.18 #vs. New Mexico State W, 6-2
 M.18 #at Texas Tech L, 4-6
 M.19 #vs. New Mexico State L, 2-6
 M.19 #at Texas Tech W, 2-1
 M.23 WASHINGTON L, 0-4
 M.23 WASHINGTON L, 2-10
 M.24 ^SAN DIEGO W, 11-0
 M.24 ^MICHIGAN STATE W, 3-0
 M.25 ^MICHIGAN STATE W, 4-0
 M.25 ^SAN DIEGO W, 1-0
 M.31 *UTAH L, 1-3
 M.31 *UTAH L, 5-12
 A.1 *BRIGHAM YOUNG W, 4-0
 A.1 *BRIGHAM YOUNG W, 5-4
 A.8 *UNLV W, 3-0
 A.8 *UNLV W, 6-0
 A.9 CAL STATE FULLERTON W, 1-0
 A.9 CAL STATE FULLERTON L, 2-3
 A.14 *NEW MEXICO W, 5-2
 A.14 *NEW MEXICO L, 1-3
 A.16 *COLORADO STATE W, 3-2
 A.16 *COLORADO STATE W, 8-7
 A.19 SAINT MARY'S W, 5-2
 A.19 SAINT MARY'S W, 3-1
 A.21 *at Brigham Young W, 6-1
 A.21 *at Brigham Young W, 3-2
 A.22 *at Utah L, 0-1
 A.22 *at Utah L, 3-7
 A.27 *at UNLV W, 8-4
 A.27 *at UNLV W, 11-9
 A.29 at San Diego W, 3-2
 A.29 at San Diego W, 1-0
 M.5 *at Colorado State W, 3-1
 M.5 *at Colorado State W, 9-5
 M.6 *at New Mexico L, 1-2
 M.6 *at New Mexico L, 0-4
 M.11 &vs. UNLV L, 3-14
 M.12 &vs. Colorado State L, 3-4
 ~ SDSU Tournament (San Diego, Calif.)
 ! Matador Invitational (Northridge, Calif.)
 @ Campbell/Cartier Classic (Poway, Calif.)
 # UCSB Invitational (Santa Barbara, Calif.)
 S Easton Showcase Tournament (Fullerton, Calif.)
 % Red Raider Invitational (Lubbock, Texas)
 % Aztec Invitational (San Diego, Calif.)
 * Mountain West game
 & MW Tournament (Salt Lake City, Utah)

► 2001 (41-25, 10-8 MW)

F.2 ~vs. UC Riverside W, 3-2
 F.2 ~vs. UIC W, 2-1
 F.3 ~at Long Beach State W, 3-1
 F.3 ~vs. UIC L, 2-3
 F.4 ~at Long Beach State W, 2-1
 F.16 !FRESNO STATE L, 0-2
 F.16 !SACRAMENTO STATE L, 0-6
 F.17 !OHIO STATE W, 6-2
 F.17 !NORTHWESTERN L, 1-2
 F.18 !MICHIGAN W, 6-5

F.23 @vs. South Carolina L, 0-1
 F.23 @vs. Oklahoma L, 2-8
 F.24 @vs. Oregon State L, 2-5
 F.24 @vs. UMass W, 1-0
 F.25 @vs. Arizona State L, 1-2
 M.2 #BOSTON COLLEGE W, 5-2
 M.2 #FURMAN W, 5-1
 M.3 #FURMAN W, 8-0
 M.3 #BOSTON COLLEGE W, 4-3
 M.9 SFLORIDA STATE L, 1-2
 M.9 SUC RIVERSIDE W, 5-3
 M.14 ARIZONA L, 0-3
 M.16 %vs. Michigan State W, 10-4
 M.16 %at San Diego W, 4-0
 M.17 %at San Diego W, 7-0
 M.17 %vs. Michigan State W, 6-0
 M.20 OKLAHOMA W, 4-1
 M.22 ^vs. McNeese State L, 1-2
 M.23 ^at Hawai'i L, 2-5
 M.23 ^vs. San Diego W, 3-2
 M.24 ^vs. Wright State W, 7-1
 M.24 ^vs. Eastern Illinois L, 3-7
 M.29 CAL POLY W, 3-2
 M.29 CAL POLY W, 7-0
 M.31 *at UNLV W, 4-2
 M.31 *at UNLV L, 5-6
 A.1 SANTA CLARA W, 4-1
 A.1 SANTA CLARA W, 2-1
 A.6 *UTAH W, 7-1
 A.6 *UTAH L, 3-6
 A.11 SAINT MARY'S W, 1-0
 A.11 SAINT MARY'S L, 2-3
 A.13 *at New Mexico W, 5-4
 A.13 *at New Mexico L, 0-9
 A.15 *at Colorado State L, 0-2
 A.15 *at Colorado State L, 2-5
 A.21 *UNLV W, 1-0
 A.21 *UNLV L, 2-8
 A.22 UC RIVERSIDE W, 2-1
 A.27 *at Brigham Young W, 3-1
 A.27 *at Brigham Young L, 0-4
 A.28 *at Utah W, 6-2
 A.28 *at Utah W, 5-0
 M.4 *COLORADO STATE W, 4-1
 M.4 *COLORADO STATE W, 2-1
 M.6 *NEW MEXICO W, 1-0
 M.6 *NEW MEXICO L, 0-1
 M.10 &vs. UNLV W, 4-0
 M.10 &vs. Utah W, 9-1
 M.11 &at New Mexico W, 4-3
 M.12 &vs. Brigham Young L, 3-4
 M.17 +vs. CSUN W, 2-0
 M.18 +vs. Wisconsin W, 1-0
 M.19 +at UCLA L, 1-3
 M.19 +vs. Wisconsin W, 6-1
 M.20 +at UCLA L, 0-11

~ Long Beach St. Invitational (Long Beach, Calif.)

! Campbell/Cartier Classic (Poway, Calif.)
 @ NFCA Leadoff Classic (Columbus, Ga.)
 # Aztec Invitational (San Diego, Calif.)
 S SDSU Tournament (San Diego, Calif.)
 % USD Tournament (San Diego, Calif.)
 ^ Hawai'i Invitational (Honolulu, Hawaii)
 * Mountain West game
 & MW Tournament (Albuquerque, N.M.)
 + NCAA Regional (Los Angeles, Calif.)

► 2002 (41-22-1, 14-4 MW)

F.1 ~at CSUN W, 4-3
 F.1 ~vs. San José State W, 3-0
 F.2 ~vs. UCLA L, 0-8
 F.2 ~vs. Long Beach State W, 2-0
 F.3 ~vs. Washington L, 0-6
 F.8 !HAWAII L, 3-4
 F.8 !MISSOURI L, 2-7
 F.9 !MISSOURI W, 4-3
 F.9 !HAWAII L, 0-4
 F.15 @UC SANTA BARBARA W, 8-3
 F.15 @FRESNO STATE L, 0-1
 F.16 @FLORIDA INTERNATIONAL W, 6-2
 F.16 @STANFORD L, 0-9
 F.17 @NORTHWESTERN T, 7-7
 F.22 #vs. Oakland W, 8-1
 F.22 #vs. Creighton W, 3-1
 F.23 #vs. Akron L, 0-2
 F.23 #vs. Stephen F. Austin W, 3-1
 F.23 #at Baylor L, 5-1
 M.1 Svs. Oregon State W, 1-0
 M.1 Svs. California L, 4-5
 M.2 Svs. San José State W, 4-3
 M.2 Svs. Portland State W, 4-1
 M.3 Svs. Ohio State L, 1-3
 M.7 %vs. Indiana W, 2-1
 M.8 %vs. Cal Poly W, 5-4
 M.8 %vs. Boston University W, 6-0
 M.9 %vs. Baylor W, 2-1

ALL-TIME RESULTS

| | | |
|------|------------------------|---------|
| M.9 | %vs. Tennessee Tech | W, 5-4 |
| M.10 | %at Fresno State | L, 0-3 |
| M.13 | at UC Riverside | W, 4-0 |
| M.13 | at UC Riverside | L, 0-1 |
| M.15 | ^TEXAS A&M | L, 0-1 |
| M.15 | ^SAN DIEGO | W, 4-2 |
| M.16 | ^TEXAS A&M | W, 3-1 |
| M.16 | ^SAN DIEGO | W, 7-1 |
| M.24 | SAINT MARY'S | W, 4-2 |
| M.24 | SAINT MARY'S | L, 2-6 |
| M.26 | UC SANTA BARBARA | W, 2-1 |
| M.29 | *UTAH | W, 9-1 |
| M.29 | *UTAH | L, 2-4 |
| M.30 | *BRIGHAM YOUNG | W, 5-4 |
| M.30 | *BRIGHAM YOUNG | W, 2-0 |
| A.4 | at Cal State Fullerton | L, 0-9 |
| A.4 | at Cal State Fullerton | L, 1-2 |
| A.6 | *at UNLV | W, 3-0 |
| A.6 | *at UNLV | W, 1-0 |
| A.12 | *at New Mexico | W, 10-4 |
| A.12 | *at New Mexico | L, 6-7 |
| A.14 | *at Colorado State | W, 3-1 |
| A.14 | *at Colorado State | W, 4-1 |
| A.17 | at San Diego | W, 8-0 |
| A.17 | at San Diego | W, 10-0 |
| A.19 | *at Brigham Young | W, 10-2 |
| A.19 | *at Brigham Young | L, 3-6 |
| A.26 | *COLORADO STATE | W, 9-2 |
| A.26 | *COLORADO STATE | W, 1-0 |
| A.28 | *NEW MEXICO | W, 4-2 |
| A.28 | *NEW MEXICO | W, 2-0 |
| M.4 | *UNLV | W, 6-1 |
| M.4 | *UNLV | L, 1-2 |
| M.9 | &vs. New Mexico | W, 4-1 |
| M.10 | &at Brigham Young | W, 10-4 |
| M.11 | &vs. Utah | L, 1-8 |

~ Early Bird Softball Classic (Northridge, Calif.)
 ! Aztec Invitational (San Diego, Calif.)
 @ Campbell/Carter Classic (Poway, Calif.)
 # Compass Bank Invitational (Waco, Texas)
 S North Invitational (Fullerton, Calif.)
 % Hedrick's Hollowell Classic (Fresno, Calif.)
 ^ SDSU Tournament (San Diego, Calif.)
 * Mountain West game
 & MW Tournament (Provo, Utah)

► 2003 (39-21, 12-3 MW)

| | | |
|------|-----------------------|---------|
| F.6 | POINT LOMA NAZARENE | W, 6-1 |
| F.6 | POINT LOMA NAZARENE | L, 2-3 |
| F.8 | at CSUN | L, 2-4 |
| F.8 | at CSUN | W, 5-2 |
| F.9 | at CSUN | L, 4-3 |
| F.14 | ~LOYOLA MARYMOUNT | W, 5-0 |
| F.15 | ~KANSAS | L, 3-6 |
| F.15 | ~UCF | W, 3-0 |
| F.15 | ~MICHIGAN | W, 2-1 |
| F.16 | ~OREGON | W, 1-0 |
| F.21 | !vs. Iowa State | W, 5-1 |
| F.21 | !vs. Michigan State | W, 2-1 |
| F.22 | !vs. CSUN | L, 0-7 |
| F.22 | !at UC Santa Barbara | L, 0-1 |
| F.23 | !vs. Kansas | W, 2-1 |
| F.28 | @vs. Northern Iowa | W, 7-0 |
| F.28 | @vs. New Mexico State | W, 8-0 |
| M.1 | @at Arizona | L, 0-11 |
| M.2 | @at Arizona | L, 0-6 |
| M.4 | ST. JOHN'S | W, 8-0 |
| M.7 | #NORTHERN IOWA | L, 1-2 |
| M.7 | #LONG BEACH STATE | W, 3-2 |
| M.9 | #HARVARD | W, 8-1 |
| M.9 | #LONG BEACH STATE | W, 2-0 |
| M.14 | SIOWA | L, 1-2 |
| M.14 | SNEVADA | W, 3-1 |
| M.15 | SEASTERN KENTUCKY | W, 9-3 |
| M.15 | SIOWA | L, 2-4 |
| M.18 | NEVADA | W, 2-0 |
| M.18 | NEVADA | W, 3-0 |
| M.22 | at Stanford | W, 2-0 |
| M.22 | at Stanford | L, 0-3 |
| M.23 | at Fresno State | L, 0-8 |
| M.23 | at Fresno State | L, 0-3 |
| M.26 | OREGON STATE | W, 3-0 |
| M.26 | OREGON STATE | W, 2-1 |
| M.28 | *NEW MEXICO | L, 1-0 |
| M.28 | *NEW MEXICO | W, 5-3 |
| M.30 | *COLORADO STATE | W, 5-3 |
| M.30 | *COLORADO STATE | W, 2-1 |
| A.12 | *UNLV | W, 1-0 |
| A.12 | *UNLV | W, 3-2 |
| A.13 | CENTENARY | W, 5-3 |
| A.13 | CENTENARY | W, 2-0 |
| A.17 | *BRIGHAM YOUNG | W, 5-2 |
| A.19 | *UTAH | W, 3-0 |
| A.19 | *UTAH | W, 1-0 |
| A.26 | *at UNLV | L, 0-3 |
| A.26 | *at UNLV | W, 5-0 |

| | | |
|------|--------------------------|--------|
| M.2 | *at Colorado State | L, 0-1 |
| M.2 | *at Colorado State | W, 2-1 |
| M.4 | *at New Mexico | L, 1-2 |
| M.4 | *at New Mexico | W, 4-2 |
| M.9 | %NEW MEXICO | W, 4-3 |
| M.10 | %BRIGHAM YOUNG | L, 1-2 |
| M.10 | %BRIGHAM YOUNG | W, 3-1 |
| M.10 | %COLORADO STATE | L, 1-3 |
| M.15 | ^vs. Louisiana-Lafayette | L, 0-6 |
| M.15 | ^vs. Rider | W, 2-1 |
| M.16 | ^vs. Oregon | L, 1-4 |

► 2004 (37-23, 14-6 MW)

| | | |
|------|------------------------|---------|
| F.3 | at Point Loma Nazarene | W, 4-1 |
| F.3 | at Point Loma Nazarene | W, 2-1 |
| F.6 | ~vs. Washington | L, 0-8 |
| F.7 | ~vs. Santa Clara | W, 6-5 |
| F.7 | ~at Long Beach State | L, 1-4 |
| F.8 | ~vs. Washington | L, 6-7 |
| F.8 | ~vs. UCLA | L, 2-6 |
| F.13 | !MISSISSIPPI STATE | W, 5-3 |
| F.13 | !OKLAHOMA STATE | W, 4-1 |
| F.14 | !UC SANTA BARBARA | L, 0-1 |
| F.14 | !OKLAHOMA STATE | W, 11-2 |
| F.15 | !MISSISSIPPI STATE | W, 2-1 |
| F.20 | @IOWA STATE | W, 4-0 |
| F.20 | @WASHINGTON | L, 0-7 |
| F.21 | @HAWAII | W, 8-4 |
| F.21 | @AUBURN | L, 0-1 |
| F.25 | at San Diego | W, 7-1 |
| F.28 | at Cal Poly | L, 1-2 |
| F.28 | at Cal Poly | L, 0-1 |
| F.29 | at UC Santa Barbara | L, 3-4 |
| F.29 | at UC Santa Barbara | W, 5-1 |
| M.5 | #NEVADA | W, 6-0 |
| M.6 | #UCLA | L, 0-1 |
| M.6 | #SYRACUSE | W, 2-1 |
| M.7 | #CAL POLY | W, 3-0 |
| M.11 | Sat Fresno State | L, 2-3 |
| M.12 | Svs. Oregon State | W, 1-0 |
| M.13 | Svs. North Texas | W, 1-0 |
| M.13 | Svs. UCLA | L, 0-2 |
| M.14 | Svs. Long Beach State | L, 0-1 |
| M.16 | OKLAHOMA | L, 1-4 |
| M.19 | %SOUTHERN UTAH | W, 8-0 |
| M.19 | %INDIANA | W, 7-3 |
| M.20 | %DARTMOUTH | W, 8-0 |
| M.21 | %BUFFALO | W, 6-0 |
| M.21 | %UC RIVERSIDE | W, 2-0 |
| A.2 | *at Brigham Young | L, 2-6 |
| A.2 | *at Brigham Young | W, 5-2 |
| A.3 | *at Utah | L, 3-4 |
| A.3 | *at Utah | W, 4-3 |
| A.9 | *COLORADO STATE | W, 2-1 |
| A.9 | *COLORADO STATE | W, 3-2 |
| A.11 | *NEW MEXICO | W, 8-2 |
| A.16 | *UNLV | W, 1-0 |
| A.16 | *UNLV | W, 4-1 |
| A.23 | *at New Mexico | W, 7-4 |
| A.23 | *at New Mexico | W, 10-3 |
| A.25 | *at Colorado State | W, 2-1 |
| A.25 | *at Colorado State | L, 1-2 |
| M.1 | *at UNLV | W, 5-2 |
| M.1 | *at UNLV | W, 6-3 |
| M.4 | LOUISIANA TECH | W, 6-0 |
| M.7 | *UTAH | L, 1-2 |
| M.7 | *UTAH | W, 2-0 |
| M.8 | *BRIGHAM YOUNG | L, 0-4 |
| M.8 | *BRIGHAM YOUNG | L, 1-5 |
| M.14 | ^vs. New Mexico | W, 2-1 |
| M.15 | ^vs. Utah | L, 0-3 |

► 2005 (27-30, 4-16 MW)

| | | |
|-----|-------------------|--------|
| F.4 | ~SAINT MARY'S | W, 8-2 |
| F.4 | ~UC DAVIS | W, 8-0 |
| F.5 | ~LONG BEACH STATE | W, 3-2 |
| F.5 | ~UC RIVERSIDE | W, 5-1 |

| | | |
|------|--------------------------|---------|
| F.6 | ~SAINT MARY'S | W, 9-1 |
| F.9 | at San Diego | W, 2-0 |
| F.11 | !vs. Kentucky | W, 4-3 |
| F.12 | !vs. DePaul | W, 4-0 |
| F.12 | !vs. Long Beach State | W, 4-1 |
| F.13 | !vs. Cal Poly | L, 2-5 |
| F.17 | @OREGON STATE | L, 5-9 |
| F.17 | @FLORIDA INTERNATIONAL | W, 2-0 |
| F.25 | #vs. Louisiana-Lafayette | L, 0-3 |
| F.25 | #vs. North Carolina | W, 2-0 |
| F.26 | #vs. DePaul | L, 3-4 |
| F.26 | #vs. Oregon | L, 1-3 |
| M.1 | ST. JOHN'S | L, 2-7 |
| M.4 | Svs. Southern Utah | W, 5-0 |
| M.4 | Sat Arizona State | L, 0-1 |
| M.5 | Svs. Southern Utah | W, 10-1 |
| M.5 | Sat Arizona State | W, 1-0 |
| M.6 | Svs. Southern Utah | W, 4-0 |
| M.9 | SAN DIEGO | L, 0-2 |
| M.11 | at Cal State Fullerton | L, 2-4 |
| M.11 | at Cal State Fullerton | W, 2-0 |
| M.12 | %vs. Florida | L, 1-3 |
| M.12 | %vs. Indiana | W, 2-0 |
| M.13 | %vs. Loyola Marymount | W, 1-0 |
| M.13 | %at Long Beach State | L, 0-2 |
| M.18 | ^UC SANTA BARBARA | W, 2-1 |
| M.18 | ^GEORGIA SOUTHERN | W, 4-2 |
| M.19 | ^TOWSON | W, 5-3 |
| M.19 | ^LONGWOOD | W, 10-1 |
| M.20 | ^OREGON | L, 0-2 |
| A.1 | *at Colorado State | L, 0-2 |
| A.1 | *at Colorado State | L, 2-6 |
| A.3 | *at New Mexico | L, 1-2 |
| A.3 | *at New Mexico | L, 1-4 |
| A.7 | *BRIGHAM YOUNG | L, 0-5 |
| A.7 | *BRIGHAM YOUNG | L, 1-2 |
| A.9 | *UTAH | L, 0-5 |
| A.9 | *UTAH | W, 1-0 |
| A.16 | *at UNLV | L, 0-2 |
| A.17 | *at UNLV | L, 0-4 |
| A.22 | *at Brigham Young | L, 0-6 |
| A.22 | *at Brigham Young | L, 4-9 |
| A.23 | *at Utah | L, 1-2 |
| A.23 | *at Utah | L, 0-2 |
| A.30 | *UNLV | L, 2-4 |
| A.30 | *UNLV | L, 0-1 |
| M.6 | *NEW MEXICO | W, 3-0 |
| M.6 | *NEW MEXICO | L, 2-3 |
| M.8 | *COLORADO STATE | W, 1-0 |
| M.8 | *COLORADO STATE | W, 7-5 |
| M.12 | &COLORADO STATE | W, 6-0 |
| M.12 | &UNLV | L, 1-4 |
| M.13 | &NEW MEXICO | L, 2-3 |

► 2006 (34-15, 15-3 MW)

| | | |
|------|----------------------|---------|
| F.9 | ~CAL POLY | W, 9-4 |
| F.11 | ~UMASS | W, 1-0 |
| F.11 | ~OKLAHOMA STATE | W, 3-0 |
| F.12 | ~UCLA | L, 1-2 |
| F.15 | SAN DIEGO | W, 5-0 |
| F.17 | !vs. Rider | W, 20-2 |
| F.17 | !at UC Santa Barbara | L, 2-3 |
| F.23 | @WESTERN KENTUCKY | L, 3-4 |
| F.23 | @LONG BEACH STATE | W, 5-1 |
| F.24 | @WAGNER | W, 8-0 |
| F.25 | @KENTUCKY | W, 5-3 |
| F.26 | @INDIANA STATE | W, 8-0 |
| M.1 | at San Diego | W, 8-0 |
| M.3 | #OREGON | W, 4-1 |
| M.4 | #LOYOLA MARYMOUNT | W, 7-2 |
| M.4 | #FRESNO STATE | L, 0-11 |
| M.5 | #OREGON | W, 5-4 |
| M.10 | Cal State Fullerton | W, 3-1 |
| M.10 | Cal State Fullerton | L, 0-8 |
| M.16 | Svs. Oklahoma State | L, 0-1 |
| M.16 | Sat Hawaii | L, 0-1 |
| M.17 | Svs. Longwood | W, 4-2 |
| M.18 | Svs. Northwestern | L, 2-5 |
| M.31 | *at Brigham Young | W, 8-1 |
| M.31 | *at Brigham Young | W, 10-0 |
| A.7 | *NEW MEXICO | W, 4-1 |
| A.7 | *NEW MEXICO | W, 6-5 |
| A.9 | *COLORADO STATE | W, 3-1 |
| A.9 | *COLORADO STATE | W, 4-1 |
| A.15 | *UNLV | W, 3-2 |
| A.15 | *UNLV | W, 5-2 |
| A.21 | *at Colorado State | W, 6-2 |

| | | |
|------|-----------------------|---------|
| A.21 | *at Colorado State | W, 4-2 |
| A.23 | *at New Mexico | W, 8-6 |
| A.23 | *at New Mexico | W, 21-5 |
| A.29 | *at UNLV | W, 3-0 |
| A.29 | *at UNLV | L, 1-7 |
| M.4 | *BRIGHAM YOUNG | L, 0-4 |
| M.4 | *BRIGHAM YOUNG | L, 3-5 |
| M.7 | *UTAH | W, 8-3 |
| M.7 | *UTAH | W, 5-4 |
| M.11 | %at UNLV | W, 6-0 |
| M.12 | %vs. Brigham Young | L, 4-8 |
| M.13 | %vs. Brigham Young | W, 11-7 |
| M.13 | %vs. Utah | L, 4-5 |
| M.19 | ^vs. Long Beach State | L, 0-1 |
| M.20 | ^vs. Missouri State | W, 1-0 |
| M.20 | ^vs. Long Beach State | W, 3-1 |
| M.21 | ^at UCLA | L, 0-7 |

► 2007 (32-24, 8-12 MW)

| | | |
|------|---------------------------------|----------|
| F.8 | ~OREGON STATE | W, 1-0 |
| F.9 | ~UC SANTA BARBARA | L, 0-1 |
| F.9 | ~CALIFORNIA | L, 1-6 |
| F.10 | ~KANSAS | L, 2-3 |
| F.10 | ~UMASS | W, 1-16 |
| F.16 | !vs. Texas A&M - Corpus Christi | W, 10-2 |
| F.16 | !at Texas | W, 3-0 |
| F.17 | !vs. North Texas | W, 4-0 |
| F.17 | !vs. Texas A&M - Corpus Christi | W, 8-3 |
| F.18 | !at Texas | L, 0-5 |
| F.23 | @NORTH DAKOTA STATE | W, 9-1 |
| F.24 | @SIENA | W, 8-0 |
| F.24 | @OREGON | L, 2-3 |
| F.25 | @LONG BEACH STATE | W, 8-0 |
| M.2 | #vs. Minnesota | W, 1-0 |
| M.2 | #vs. Northwestern | L, 1-2 |
| M.3 | #vs. Cal Poly | W, 8-3 |
| M.3 | #vs. Texas Tech | L, 0-7 |
| M.4 | #vs. Nevada | W, 2-1 |
| M.7 | at San Diego | W, 4-1 |
| M.9 | Svs. UC Santa Barbara | L, 2-5 |
| M.9 | Svs. Loyola-Chicago | L, 0-3 |
| M.10 | Svs. Sacramento State | W, 8-5 |
| M.10 | Sat Stanford | L, 3-4 |
| M.11 | Svs. Loyola-Chicago | W, 5-0 |
| M.13 | FAIRFIELD | W, 11-4 |
| M.16 | %FORDHAM | W, 7-1 |
| M.17 | %FAIRFIELD | W, 7-2 |
| M.18 | %IONA | W, 9-4 |
| M.18 | %MIAMI (OH) | W, 5-0 |
| M.21 | GEORGIA TECH | W, 5-4 |
| M.21 | GEORGIA TECH | W, 1-0 |
| M.24 | ^vs. Ohio State | L, 4-5 |
| M.24 | ^at Cal State Fullerton | W, 3-2 |
| M.28 | BROWN | W, 8-0 |
| A.5 | *BRIGHAM YOUNG | L, 0-4 |
| A.5 | *BRIGHAM YOUNG | L, 2-4 |
| A.6 | *UTAH | W, 3-0 |
| A.7 | *UTAH | L, 0-1 |
| A.13 | *at Colorado State | L, 12-13 |
| A.13 | *at Colorado State | L, 3-6 |
| A.14 | *at New Mexico | W, 11-2 |
| A.15 | *at New Mexico | L, 4-6 |
| A.18 | SAN DIEGO | W, 10-7 |
| A.21 | *at UNLV | W, 5-0 |
| A.22 | *at UNLV | L, 1-3 |
| A.27 | *NEW MEXICO | L, 0-1 |
| A.27 | *NEW MEXICO | L, 0-4 |
| A.28 | *COLORADO STATE | W, 10-4 |
| A.29 | *COLORADO STATE | W, 3-2 |
| M.5 | *UNLV | W, 5-3 |
| M.6 | *UNLV | L, 0-1 |
| M.10 | *at Utah | W, 2-1 |
| M.10 | *at Utah | L, 2-7 |
| M.11 | *at Brigham Young | W, 11-3 |
| M.12 | *at Brigham Young | L, 3-5 |

► 2008 (44-17, 15-5 MW)

| | | |
|-----|------------------------|--------|
| F.8 | ~vs. Cal Poly | W, 3-0 |
| F.8 | ~vs. California | W, 7-0 |
| F.9 | ~vs. Mississippi State | L, 0-8 |

ALL-TIME RESULTS

| | | |
|------|-----------------------|---------|
| F.9 | ~vs. UC Davis | W, 8-2 |
| F.10 | ~vs. Portland State | W, 6-0 |
| F.15 | !INDIANA | W, 9-0 |
| F.16 | !TULSA | W, 2-0 |
| F.16 | !FRESNO STATE | W, 3-2 |
| F.17 | !UTAH STATE | W, 4-0 |
| F.17 | !UC SANTA BARBARA | W, 4-1 |
| F.22 | @vs. Arizona | W, 2-1 |
| F.22 | @vs. Northwestern | W, 3-2 |
| F.23 | @vs. Oklahoma | L, 0-1 |
| F.23 | @vs. Georgia | L, 6-7 |
| F.24 | @vs. Baylor | L, 5-7 |
| F.28 | EASTERN MICHIGAN | W, 3-0 |
| F.29 | #SAINT PETER'S | W, 11-0 |
| F.29 | #HARVARD | W, 10-1 |
| M.1 | *#UCLA | L, 1-2 |
| M.1 | #EASTERN MICHIGAN | W, 4-3 |
| M.2 | #OREGON | W, 3-2 |
| M.5 | LOYOLA-CHICAGO | W, 12-1 |
| M.7 | Svs. Pacific | L, 1-4 |
| M.7 | Svs. San Diego | L, 5-6 |
| M.8 | Svs. UC Davis | W, 7-0 |
| M.8 | Sat Arizona State | L, 1-3 |
| M.9 | Svs. Pacific | W, 3-2 |
| M.14 | %Cal State Fullerton | W, 2-1 |
| M.14 | %NEW MEXICO STATE | W, 6-0 |
| M.15 | %LONG BEACH STATE | L, 0-1 |
| M.15 | %TEXAS A&M | W, 3-0 |
| M.17 | %IOWA STATE | W, 8-2 |
| M.18 | SAN DIEGO | W, 7-3 |
| M.20 | ^vs. Washington | W, 9-5 |
| M.21 | ^vs. Michigan | L, 0-2 |
| M.21 | ^vs. DePaul | W, 1-0 |
| M.22 | ^vs. Illinois | W, 2-0 |
| A.5 | *UNLV | W, 4-0 |
| A.6 | *UNLV | W, 2-1 |
| A.10 | *UTAH | W, 3-2 |
| A.10 | *UTAH | L, 0-1 |
| A.11 | *BRIGHAM YOUNG | L, 0-2 |
| A.12 | *BRIGHAM YOUNG | L, 0-1 |
| A.16 | at San Diego | W, 3-1 |
| A.18 | *at New Mexico | W, 2-0 |
| A.18 | *at New Mexico | W, 6-4 |
| A.19 | *at Colorado State | W, 4-1 |
| A.20 | *at Colorado State | W, 5-4 |
| A.24 | *at Brigham Young | L, 4-7 |
| A.24 | *at Brigham Young | W, 4-0 |
| A.25 | *at Utah | W, 13-3 |
| A.26 | *at Utah | L, 1-2 |
| M.2 | *COLORADO STATE | W, 2-1 |
| M.2 | *COLORADO STATE | W, 3-2 |
| M.3 | *NEW MEXICO | W, 2-1 |
| M.4 | *NEW MEXICO | W, 1-0 |
| M.9 | *at UNLV | W, 9-0 |
| M.10 | *at UNLV | W, 6-0 |
| M.16 | &vs. California | L, 1-4 |
| M.17 | &vs. Sacramento State | W, 7-1 |
| M.17 | &at Fresno State | L, 0-2 |

► 2009 (33-20, 10-5 MW)

| | | |
|------|-------------------------|---------|
| F.7 | ~vs. Pacific | W, 5-4 |
| F.7 | ~vs. Cal Poly | W, 4-3 |
| F.8 | ~vs. Cal Poly | L, 3-7 |
| F.8 | ~at UCLA | L, 2-6 |
| F.12 | !UTAH STATE | W, 3-1 |
| F.14 | !UC SANTA BARBARA | W, 5-1 |
| F.14 | !WASHINGTON | L, 0-5 |
| F.15 | !STANFORD | L, 2-9 |
| F.15 | !LONG BEACH STATE | L, 2-3 |
| F.20 | @vs. Kentucky | L, 4-6 |
| F.20 | @vs. Uconn | W, 2-0 |
| F.21 | @at Louisiana-Lafayette | L, 0-1 |
| F.22 | @at Louisiana-Lafayette | L, 0-5 |
| F.25 | SAN DIEGO | W, 1-0 |
| F.27 | #OREGON | W, 5-4 |
| F.28 | #MISSOURI | W, 4-2 |
| F.28 | #UCLA | L, 3-4 |
| M.1 | # SANTA CLARA | W, 12-0 |
| M.6 | Svs. Illinois State | L, 0-1 |
| M.6 | Svs. Vermont | W, 5-0 |
| M.7 | Svs. UC Davis | W, 1-0 |
| M.7 | Sat Stanford | L, 0-4 |
| M.8 | Svs. Penn State | W, 1-0 |
| M.11 | SOUTH DAKOTA STATE | W, 7-0 |
| M.12 | %MIAMI (OH) | W, 9-0 |
| M.13 | %OKLAHOMA STATE | W, 1-0 |
| M.13 | %NORTHERN COLORADO | W, 5-3 |

| | | |
|------|--------------------------|---------|
| M.14 | %NEW MEXICO STATE | W, 8-1 |
| M.14 | %IOWA STATE | W, 4-3 |
| M.15 | %CSUN | L, 2-3 |
| M.17 | TEXAS TECH | L, 3-5 |
| M.17 | TEXAS TECH | W, 4-2 |
| M.20 | Cal State Fullerton | W, 6-0 |
| M.21 | at Cal State Fullerton | W, 3-0 |
| A.1 | at San Diego | W, 2-0 |
| A.4 | *at UNLV | W, 2-1 |
| A.5 | *at UNLV | W, 5-0 |
| A.7 | UTEP | W, 1-0 |
| A.10 | *COLORADO STATE | W, 5-0 |
| A.11 | *NEW MEXICO | W, 6-0 |
| A.12 | *NEW MEXICO | L, 1-3 |
| A.17 | *at Utah | W, 3-0 |
| A.18 | *at Utah | W, 11-0 |
| A.24 | *at New Mexico | W, 10-4 |
| A.25 | *at Colorado State | W, 11-5 |
| A.26 | *at Colorado State | L, 4-7 |
| A.30 | *UTAH | L, 2-3 |
| M.1 | *BRIGHAM YOUNG | W, 5-4 |
| M.2 | *BRIGHAM YOUNG | L, 1-2 |
| M.2 | *BRIGHAM YOUNG | L, 0-2 |
| M.9 | *UNLV | W, 7-1 |
| M.15 | ^at Arizona State | L, 0-5 |
| M.16 | ^vs. Cal State Fullerton | L, 2-8 |

~ Stacy Winsberg Tournament (Los Angeles, Calif.)
 ! Campbell/Carter Classic (SDSU Softball Stadium)
 @ Mardi Gras Invitational (Lafayette, La.)
 # San Diego Classic I (SDSU Softball Stadium)
 S Louisville Slugger Classic (Palo Alto, Calif.)
 * San Diego Classic II (SDSU Softball Stadium)
 * Mountain West game
 ^ NCAA Regional (Tempe, Ariz.)

► 2010 (34-16, 11-4 MW)

| | | |
|------|------------------------|---------|
| F.11 | ~vs. Creighton | W, 5-3 |
| F.12 | ~vs. Kentucky | W, 4-0 |
| F.11 | ~vs. Purdue | W, 7-6 |
| F.13 | ~vs. Southern Utah | W, 9-4 |
| F.13 | ~vs. Oregon | W, 4-3 |
| F.14 | ~vs. Texas Tech | L, 1-6 |
| F.18 | ~UC SANTA BARBARA | W, 6-0 |
| F.19 | ~WESTERN KENTUCKY | W, 7-2 |
| F.20 | ~WASHINGTON | L, 0-5 |
| F.20 | ~PENN STATE | L, 1-3 |
| F.24 | CSUN | L, 4-5 |
| F.25 | @vs. Oklahoma | L, 0-4 |
| F.25 | @vs. Fordham | W, 3-1 |
| F.26 | @vs. Baylor | L, 0-11 |
| F.26 | @vs. Texas A&M | L, 6-7 |
| F.27 | @vs. California | L, 4-5 |
| M.4 | #UTEP | W, 1-0 |
| M.5 | #OREGON | W, 5-2 |
| M.6 | #FRESNO STATE | W, 8-0 |
| M.9 | NORTHERN ILLINOIS | W, 5-0 |
| M.10 | BUFFALO | W, 5-0 |
| M.12 | Svs. Bradley | W, 7-0 |
| M.14 | Svs. Illinois | W, 5-3 |
| M.18 | %UMASS | W, 2-1 |
| M.19 | %KANSAS | W, 10-2 |
| M.20 | %HARVARD | W, 4-0 |
| M.21 | %TEXAS A&M | L, 0-4 |
| M.22 | %OREGON STATE | W, 4-1 |
| M.30 | at Long Beach State | W, 8-0 |
| M.31 | at Cal State Fullerton | W, 2-1 |
| A.2 | at San Diego | L, 2-3 |
| A.3 | SAN DIEGO | W, 4-0 |
| A.9 | *NEW MEXICO | W, 7-2 |
| A.10 | *COLORADO STATE | W, 8-0 |
| A.11 | *COLORADO STATE | W, 6-1 |
| A.17 | *at UNLV | W, 4-0 |
| A.22 | *at Utah | L, 2-3 |
| A.23 | *at Brigham Young | W, 9-4 |
| A.24 | *at Brigham Young | L, 0-4 |
| M.1 | *UNLV | W, 3-0 |
| M.2 | *UNLV | W, 3-0 |
| M.6 | *BRIGHAM YOUNG | L, 1-2 |
| M.7 | *UTAH | W, 6-1 |
| M.8 | *UTAH | W, 1-0 |
| M.13 | *at Colorado State | L, 2-8 |
| M.14 | *at New Mexico | W, 6-1 |
| M.15 | *at New Mexico | W, 7-6 |
| M.21 | ^vs. Fresno State | W, 3-2 |
| M.22 | ^at UCLA | L, 3-4 |
| M.22 | ^vs. Fresno State | L, 3-4 |

~ Kajikawa Classic (Tempe, Ariz.)
 ! Campbell/Carter Classic (SDSU Softball Stadium)
 @ Cathedral City Classic (Palm Springs, Calif.)
 # San Diego Classic I (SDSU Softball Stadium)
 S Children's Hospital Invitational (Columbia, Mo.)
 * San Diego Classic II (SDSU Softball Stadium)
 * Mountain West game
 ^ NCAA Los Angeles Regional (Los Angeles, Calif.)

► 2011 (34-21, 8-4 MW)

| | | |
|------|-------------------------------|----------|
| F.11 | ~vs. North Dakota State | W, 3-2 |
| F.12 | ~vs. Utah State | W, 10-1 |
| F.12 | ~vs. UCF | W, 5-1 |
| F.13 | ~vs. Utah State | W, 2-0 |
| F.13 | ~at UCLA | L, 2-8 |
| F.17 | !SACRAMENTO STATE | W, 4-2 |
| F.17 | !MISSOURI | L, 1-9 |
| F.20 | !WASHINGTON | L, 3-6 |
| F.24 | @vs. Indiana | L, 2-3 |
| F.24 | @vs. Tennessee | L, 3-11 |
| F.25 | @vs. Florida | L, 2-4 |
| F.26 | @vs. Florida State | W, 10-2 |
| F.27 | @vs. Arizona | L, 0-5 |
| M.3 | #LONG BEACH STATE | W, 3-0 |
| M.3 | #HOUSTON | W, 6-0 |
| M.4 | #FRESNO STATE | L, 1-2 |
| M.5 | #UCLA | L, 1-3 |
| M.6 | #CAL POLY | L, 1-2 |
| M.8 | #BAYLOR | L, 0-3 |
| M.11 | Svs. Mississippi Valley State | W, 7-0 |
| M.11 | Sat Texas A&M | L, 1-9 |
| M.12 | Svs. Louisiana Tech | W, 11-3 |
| M.12 | Sat Texas A&M | L, 1-7 |
| M.13 | Svs. Mississippi Valley State | W, 11-3 |
| M.15 | SAINT LOUIS | W, 6-0 |
| M.17 | %HARVARD | W, 4-3 |
| M.18 | %WISCONSIN | W, 6-0 |
| M.18 | %LOUISVILLE | L, 0-7 |
| M.19 | %OHIO STATE | W, 4-2 |
| M.19 | %OHIO | W, 8-0 |
| M.25 | ^vs. Sacramento State | W, 7-2 |
| M.25 | ^vs. Pacific | W, 5-4 |
| M.27 | ^vs. Pacific | W, 8-0 |
| M.27 | ^at Stanford | W, 3-2 |
| A.2 | SAN DIEGO | W, 5-2 |
| A.3 | at San Diego | W, 7-1 |
| A.5 | at CSUN | W, 4-1 |
| A.5 | at CSUN | W, 13-0 |
| A.8 | *at NEW MEXICO | W, 8-0 |
| A.9 | *at COLORADO STATE | W, 15-11 |
| A.10 | *at COLORADO STATE | W, 17-2 |
| A.14 | *UTAH | L, 2-3 |
| A.15 | *BRIGHAM YOUNG | L, 0-1 |
| A.16 | BRIGHAM YOUNG | W, 1-0 |
| A.23 | *UNLV | W, 4-0 |
| A.28 | *at Brigham Young | L, 2-4 |
| M.7 | *at UNLV | L, 10-11 |
| M.8 | *at UNLV | L, 11-13 |
| M.12 | *COLORADO STATE | W, 4-1 |
| M.13 | *NEW MEXICO | W, 6-3 |
| M.14 | *NEW MEXICO | W, 2-1 |
| M.20 | &vs. Long Beach State | L, 2-6 |
| M.21 | &vs. North Dakota State | W, 5-4 |
| M.21 | &vs. Long Beach State | W, 6-4 |
| M.22 | &at Arizona State | L, 1-6 |

~ Stacy Winsberg Memorial Tournament (Los Angeles, CA)
 ! San Diego Classic I (SDSU Softball Stadium)
 @ Cathedral City Classic (Palm Springs, Calif.)
 # Campbell/Carter Classic (SDSU Softball Stadium)
 S Aggie Invitational (College Station, Texas)
 * San Diego Classic II (SDSU Softball Stadium)
 ^ Stanford Invitational (Palo Alto, Calif.)
 * Mountain West game
 ^ NCAA Tempe Regional (Tempe, Ariz.)

► 2012 (32-24, 9-3 MW)

| | | |
|------|-----------------------|-------------|
| F.9 | ~vs. Texas Tech | L, 4-5 |
| F.10 | ~vs. Portland State | W, 7-3 |
| F.11 | ~vs. Utah | W, 14-2 |
| F.11 | ~vs. Tennessee | L, 5-6 |
| F.12 | ~vs. Georgia Tech | W, 3-2 |
| F.12 | ~vs. Oregon | L, 4-5 |
| F.17 | !Notre Dame | W, 8-3 |
| F.17 | !Oregon State | W, 7-6 |
| F.18 | !UCF | W, 3-2 |
| F.18 | !UC Davis | W, 3-0 |
| F.19 | !UCLA | L, 0-1 |
| F.23 | @vs. Oklahoma | L, 0-5 |
| F.23 | @vs. Texas | L, 1-2 |
| F.24 | @vs. New Mexico State | W, 6-0 |
| F.25 | @vs. Iowa State | L, 4-6 |
| F.26 | @vs. Stanford | L, 3-8 |
| M.1 | #Brigham Young | W, 7-1 |
| M.2 | #vs. Fresno State | L, 1-4 |
| M.3 | #vs. Charlotte | W, 9-0 |
| M.3 | #vs. Saint Joseph's | L, 1-3 |
| M.4 | #vs. Nevada | L, 2-5 |
| M.4 | #vs. Long Beach State | W, 7-1 |
| M.6 | Maine | W, 8-0 |
| M.9 | Svs. Butler | W, 10-2 |
| M.9 | Svs. Uconn | W, 8-3 |
| M.10 | Svs. California | L, 0-12 (5) |
| M.11 | Svs. Purdue | L, 1-2 |
| M.11 | Svs. Oregon | L, 0-6 |

| | | |
|------|------------------------|---------|
| M.13 | Quinnipiac | W, 4-1 |
| M.15 | %Harvard | L, 3-6 |
| M.16 | %Purdue | L, 5-6 |
| M.23 | ^vs. Princeton | W, 3-2 |
| M.23 | ^at Pacific | L, 1-3 |
| M.24 | ^vs. Saint Mary's | W, 5-0 |
| M.27 | at Arizona | L, 0-8 |
| M.28 | at Arizona | L, 6-8 |
| A.13 | *Colorado State | W, 4-3 |
| A.14 | *Colorado State | W, 6-5 |
| A.15 | *Colorado State | W, 4-1 |
| A.18 | at San Diego | W, 5-0 |
| A.20 | *at New Mexico | W, 8-3 |
| A.21 | *at New Mexico | W, 12-6 |
| A.22 | *at New Mexico | W, 7-0 |
| A.25 | Cal State Fullerton | W, 10-0 |
| M.2 | at Cal State Fullerton | W, 12-4 |
| M.4 | *Boise State | L, 1-6 |
| M.5 | *Boise State | L, 3-4 |
| M.6 | *Boise State | W, 7-1 |
| M.10 | *at UNLV | W, 11-7 |
| M.11 | *at UNLV | W, 10-3 |
| M.12 | *at UNLV | L, 7-9 |
| M.18 | &Florida State | W, 1-0 |
| M.19 | &Hofstra | L, 0-2 |
| M.19 | &Florida State | W, 1-0 |
| M.20 | &Hofstra | L, 1-2 |

► 2013 (36-20, 13-5 MW)

| | | |
|------|------------------------|---------|
| F.7 | ~vs. Creighton | W, 5-2 |
| F.8 | ~vs. Stephen F. Austin | L, 1-2 |
| F.8 | ~vs. Northwestern | W, 7-5 |
| F.9 | ~vs. Western Michigan | W, 5-1 |
| F.9 | ~vs. Arizona | L, 2-3 |
| F.14 | !KENTUCKY | L, 0-4 |
| F.15 | !OKLAHOMA | L, 0-4 |
| F.16 | !CAL POLY | W, 5-2 |
| F.16 | !NOTRE DAME | W, 4-0 |
| F.17 | !UC RIVERSIDE | W, 9-1 |
| F.21 | @vs. Missouri | L, 1-2 |
| F.21 | @vs. Virginia | L, 2-5 |
| F.22 | @vs. Syracuse | W, 3-0 |
| F.23 | @vs. Ohio State | W, 5-0 |
| F.24 | @vs. Oregon | L, 1-3 |
| F.28 | #BRIGHAM YOUNG | W, 9-1 |
| M.1 | #LONG BEACH STATE | L, 4-5 |
| M.2 | #UTAH STATE | W, 4-1 |
| M.3 | #UCLA | L, 0-7 |
| M.8 | Svs. Iowa State | W, 7-4 |
| M.8 | Svs. Oregon | L, 2-3 |
| M.9 | Svs. California | L, 0-1 |
| M.9 | Svs. Saint Mary's | W, 7-0 |
| M.10 | Svs. Oregon State | L, 5-9 |
| M.12 | !IONA | W, 10-7 |
| M.13 | !MIAMI (OH) | W, 13-0 |
| M.14 | *BRYANT UNIV. | W, 13-6 |
| M.15 | *San José State | W, 2-0 |
| M.16 | *vs. Buffalo | W, 4-2 |
| M.16 | *vs. Seton Hall | W, 9-0 |
| M.28 | *vs. Texas Tech | W, 3-0 |
| M.28 | *NEW MEXICO | W, 4-1 |
| M.29 | *NEW MEXICO | W, 5-0 |
| M.30 | *NEW MEXICO | W, 1-0 |
| A.3 | SAN DIEGO | W, 3-1 |
| A.5 | *at Nevada | W, 6-3 |
| A.6 | *at Nevada | W, 8-1 |
| A.7 | *at Nevada | L, 2-4 |
| A.10 | at Cal State Fullerton | W, 2-1 |
| A.13 | at UC Riverside | L, 5-6 |
| A.16 | at San Diego | W, 4-1 |
| A.20 | *at Boise State | L, 3-5 |
| A.21 | *at Boise State | W, 3-2 |
| A.21 | *at Boise State | L, 3-5 |
| A.26 | *FRESNO STATE | W, 5-3 |
| A.27 | *FRESNO STATE | W, 3-2 |
| A.28 | *FRESNO STATE | L, 0-4 |
| M.4 | *at Colorado State | L, 0-3 |
| M.5 | *at Colorado State | W, 12-4 |
| M.5 | *at Colorado State | W, 4-0 |
| M.9 | *UNLV | W, 5-1 |
| M.10 | *UNLV | W, 7-0 |
| M.11 | *UNLV | W, 2-1 |
| M.17 | ^vs. Georgia | L, 3-9 |
| M.18 | ^vs. San José State | W, 5-2 |
| M.18 | ^vs. Georgia | L, 2-3 |

~ Kajikawa Classic (Tempe, Ariz.)
 ! Campbell/Carter Classic (SDSU Softball Stadium)

ALL-TIME RESULTS

@ Mary Nutter Collegiate Classic (Cathedral City, Calif.)
San Diego Classic I (SDSU Softball Stadium)
S Fresno State Classic (Fresno, Calif.)
% San Diego Classic II (SDSU Softball Stadium/Santee, CA)
* Mountain West game
^ NCAA Tempe Regional (Tempe, Ariz.)

► 2014 (40-19, 16-8 MW)

| | | |
|------|------------------------|---------|
| E6 | ~vs. Appalachian State | W, 7-6 |
| | ~vs. Oregon State | W, 6-3 |
| E7 | ~vs. Stanford | L, 1-13 |
| E8 | ~vs. Cal Poly | W, 6-3 |
| | ~vs. Seattle Univ. | W, 7-2 |
| F13 | !Cal State Fullerton | W, 6-1 |
| F14 | !South Dakota | W, 12-2 |
| | !California | W, 7-3 |
| F15 | !Texas State | L, 2-4 |
| F16 | !Saint Mary's | W, 3-2 |
| F20 | @vs. Fordham | W, 5-4 |
| | @vs. Texas A&M | L, 1-2 |
| F21 | @vs. Missouri | L, 2-11 |
| F22 | @vs. Northwestern | L, 2-4 |
| F23 | @vs. Oklahoma State | W, 6-0 |
| F27 | #Brigham Young | W, 2-0 |
| | #Tennessee | L, 1-3 |
| M.3 | *Lehigh | L, 0-3 |
| M.6 | Sat Wichita State | W, 11-5 |
| M.7 | Svs. UMKC | W, 4-2 |
| | Svs. Iowa State | W, 10-1 |
| M.8 | Svs. Northern Illinois | W, 8-7 |
| M.9 | Svs. North Dakota | W, 13-7 |
| M.14 | %UT Arlington | W, 4-3 |
| | %Long Beach State | W, 5-0 |
| M.15 | %UT Arlington | L, 1-2 |
| | %Harvard | W, 10-6 |
| M.16 | %Texas Tech | W, 5-4 |
| M.17 | %Harvard | W, 3-0 |
| M.18 | Monmouth | W, 5-4 |
| M.21 | *at New Mexico | W, 11-9 |
| M.22 | *at New Mexico | W, 11-3 |
| M.23 | *at New Mexico | L, 8-8 |
| M.26 | CSUN | W, 5-0 |
| A.4 | *Nevada | W, 4-0 |
| A.5 | *Nevada | W, 10-1 |
| A.6 | *Nevada | W, 3-1 |
| A.11 | *at Fresno State | L, 4-5 |
| A.12 | *at Fresno State | L, 0-2 |
| A.13 | *at Fresno State | W, 2-0 |
| A.17 | *Utah State | W, 6-2 |
| A.18 | *Utah State | L, 0-1 |
| A.19 | *Utah State | W, 12-0 |
| A.22 | *at UNLV | W, 9-8 |
| | *at UNLV | L, 9-12 |
| A.23 | *at UNLV | L, 1-2 |
| A.25 | *Colorado State | W, 10-2 |
| A.26 | *Colorado State | L, 0-1 |
| A.27 | *Colorado State | W, 4-2 |
| A.29 | at San Diego | L, 0-5 |
| M.2 | *at San José State | W, 8-3 |
| M.3 | *at San José State | L, 0-5 |
| M.4 | *at San José State | W, 5-3 |
| M.8 | *Boise State | W, 4-0 |
| M.9 | *Boise State | W, 1-0 |
| M.10 | *Boise State | W, 5-1 |
| M.16 | ^vs. Michigan | L, 7-8 |
| M.17 | ^vs. Dartmouth | W, 8-0 |
| | ^vs. Michigan | L, 1-9 |

~ Kajikawa Classic (Tempe, Ariz.)
! Campbell/Cartier Classic (SDSU Softball Stadium)
@ Mary Nutter Collegiate Classic (Cathedral City, Calif.)
San Diego Classic I (SDSU Softball Stadium)
S Shocker Softball Classic (Wichita, Kan.)
% San Diego Classic II (SDSU Softball Stadium)
* Mountain West game
^ NCAA Tempe Regional (Tempe, Ariz.)

► 2015 (38-20, 18-6 MW)

| | | |
|-----|---------------------|---------|
| E6 | ~vs. Purdue | W, 2-0 |
| | ~vs. Idaho State | W, 8-6 |
| E7 | ~vs. Texas A&M | L, 5-9 |
| | ~vs. Purdue | W, 2-1 |
| F8 | ~at UCLA | L, 1-4 |
| F12 | !North Dakota State | W, 6-1 |
| F13 | !Oregon State | W, 2-0 |
| | !Seton Hall | W, 4-3 |
| F14 | !Central Michigan | W, 9-5 |
| F19 | @vs. Oklahoma | L, 1-10 |
| | @vs. LSU | L, 1-6 |
| F20 | @vs. Nebraska | L, 0-10 |
| F21 | @vs. Kentucky | L, 2-5 |
| F22 | @vs. Stanford | W, 11-5 |
| F27 | #St. John's | W, 13-8 |
| | #Cal Poly | W, 8-2 |
| F28 | #Iowa State | W, 3-0 |
| | #Oregon | L, 3-7 |
| M.6 | Svs. Pacific | W, 4-2 |

| | | |
|------|--|---------|
| M.7 | Svs. Michigan | L, 2-10 |
| | Svs. Iowa | W, 7-2 |
| M.8 | Svs. Long Beach State | W, 6-2 |
| | SCal State Fullerton | W, 9-3 |
| M.12 | %Brigham Young | L, 1-3 |
| | %Long Beach State | W, 9-3 |
| M.13 | %vs. Baylor | L, 2-12 |
| M.14 | %vs. Santa Clara | W, 10-4 |
| M.17 | UConn | L, 4-11 |
| M.18 | Arizona | L, 1-6 |
| M.20 | *UNLV | W, 5-1 |
| M.21 | *UNLV | W, 4-0 |
| M.22 | *UNLV | W, 7-3 |
| M.27 | *at Boise State | W, 6-4 |
| M.28 | *at Boise State | W, 16-2 |
| M.29 | *at Boise State | W, 10-6 |
| A.2 | *Fresno State | L, 0-5 |
| A.3 | *Fresno State | W, 3-0 |
| A.4 | *Fresno State | L, 1-8 |
| A.7 | *at Nevada | W, 9-6 |
| A.8 | *at Nevada | W, 14-3 |
| | *at Nevada | W, 9-7 |
| A.10 | *San José State | L, 9-10 |
| A.11 | *San José State | L, 1-10 |
| A.12 | *San José State | W, 3-2 |
| A.18 | *at Colorado State | W, 9-7 |
| | *at Colorado State | L, 9-10 |
| A.19 | *at Colorado State | W, 8-4 |
| A.24 | *New Mexico | L, 6-8 |
| A.25 | *New Mexico | W, 5-4 |
| A.26 | *New Mexico | W, 10-2 |
| M.1 | *at Utah State | W, 9-3 |
| M.2 | *at Utah State | W, 10-2 |
| M.3 | *at Utah State | W, 10-4 |
| M.9 | Oregon State | W, 3-1 |
| M.15 | ^vs. Texas | L, 3-8 |
| M.16 | ^CSUN | W, 5-4 |
| | ^vs. Texas | W, 4-3 |
| M.17 | ^at UCLA | L, 0-8 |
| | ~ SoCal Collegiate Classic (Fullerton, CA/Los Angeles, CA) | |
| | ! Campbell/Cartier Classic (SDSU Softball Stadium) | |
| | @ Mary Nutter Collegiate Classic (Cathedral City, Calif.) | |
| | # San Diego Classic I (SDSU Softball Stadium) | |
| | S Judi Garman Classic (Fullerton, Calif.) | |
| | % San Diego Classic II (SDSU Softball Stadium/Santee, CA) | |
| | * Mountain West game | |
| | ^ NCAA Los Angeles Regional (Los Angeles, Calif.) | |

► 2016 (30-22, 12-12 MW)

| | | |
|------|----------------------------|----------|
| F12 | ~vs. Canisius | W, 14-2 |
| | ~at Cal State Fullerton | L, 4-8 |
| F13 | ~vs. UTSA | L, 2-3 |
| | ~vs. Weber State | W, 2-1 |
| F14 | ~vs. UTSA | W, 2-0 |
| F18 | !Kentucky | L, 1-5 |
| F19 | !South Dakota | W, 2-1 |
| | !Texas Tech | W, 13-3 |
| F20 | !California | W, 2-1 |
| F21 | !San Diego | W, 2-1 |
| F25 | @vs. Oklahoma State | W, 14-12 |
| F26 | @vs. Bethune-Cookman | W, 10-1 |
| F27 | @vs. Nebraska | L, 1-3 |
| | @vs. CSUN | L, 4-5 |
| F28 | @vs. Stanford | W, 7-4 |
| M.4 | *Texas A&M | W, 10-5 |
| M.5 | *UIC | L, 4-6 |
| | #Saint Joseph's | L, 1-3 |
| M.8 | Boston Univ. | W, 2-0 |
| M.11 | Svs. Cal State Bakersfield | W, 2-1 |
| M.12 | Svs. Washington | L, 0-8 |
| M.13 | Svs. Weber State | L, 4-5 |
| M.16 | Ohio State | L, 3-4 |
| M.17 | *Harvard | W, 8-7 |
| M.18 | %vs. Brigham Young | W, 3-2 |
| M.19 | %vs. Princeton | W, 9-3 |
| | %vs. Cal Poly | W, 5-1 |
| M.20 | %vs. UC Santa Barbara | W, 6-5 |
| M.24 | *at UNLV | W, 6-2 |
| M.25 | *at UNLV | L, 2-4 |
| M.26 | *at UNLV | L, 2-7 |
| M.29 | *Nevada | L, 4-10 |
| | *Nevada | W, 9-1 |
| M.30 | *Nevada | W, 1-0 |
| A.1 | *Fresno State | L, 2-9 |
| A.2 | *Fresno State | L, 3-6 |
| A.3 | *Fresno State | L, 5-8 |
| A.8 | *Colorado State | W, 3-2 |
| A.9 | *Colorado State | L, 4-6 |
| A.10 | *Colorado State | L, 1-3 |
| A.15 | *at San José State | W, 9-6 |
| A.16 | *at San José State | L, 2-9 |
| A.17 | *at San José State | W, 11-7 |
| A.29 | *Utah State | W, 5-4 |
| A.30 | *Utah State | L, 0-3 |
| M.1 | *Utah State | W, 8-6 |
| M.6 | *at New Mexico | W, 23-4 |

| | | |
|------|---|--------|
| M.7 | *at New Mexico | W, 2-1 |
| M.8 | *at New Mexico | L, 2-3 |
| M.12 | *Boise State | L, 2-3 |
| M.13 | *Boise State | W, 7-6 |
| M.14 | *Boise State | W, 6-3 |
| | ~ Titan Classic (Fullerton, Calif.) | |
| | ! Campbell/Cartier Classic (SDSU Softball Stadium) | |
| | @ Mary Nutter Collegiate Classic (Cathedral City, Calif.) | |
| | # San Diego Classic I (SDSU Softball Stadium) | |
| | S Fresno State Classic (Fresno, Calif.) | |
| | % San Diego Classic II (SDSU Softball Stadium/Santee, CA) | |
| | * Mountain West game | |

► 2017 (31-18, 15-9 MW)

| | | |
|------|--|----------|
| F10 | ~South Dakota | W, 7-1 |
| | ~UCLA | L, 0-8 |
| F11 | ~vs. Notre Dame | L, 2-5 |
| | ~at Long Beach State | L, 1-5 |
| F12 | ~vs. Weber State | W, 16-7 |
| F16 | IUC Riverside | W, 3-0 |
| | !Washington | L, 5-6 |
| F21 | Siena | W, 10-4 |
| F24 | @Oklahoma State | W, 17-5 |
| | @vs. Florida State | L, 4-6 |
| F25 | @vs. Stanford | W, 5-4 |
| F26 | @vs. New Mexico State | W, 10-2 |
| | @vs. Utah | W, 3-2 |
| M.2 | #McNeese State | L, 6-7 |
| | #Brigham Young | L, 1-5 |
| M.3 | *Boston Univ. | W, 8-0 |
| M.4 | *Miami (OH) | W, 10-4 |
| M.5 | *UC Davis | W, 5-4 |
| M.7 | Detroit Mercy | W, 5-2 |
| M.9 | Sat Cal State Fullerton | L, 0-2 |
| M.10 | Svs. Boston Univ. | W, 11-10 |
| | Svs. Harvard | L, 4-5 |
| M.11 | Svs. Eastern Michigan | W, 10-0 |
| | Svs. Longwood | W, 5-1 |
| M.12 | S vs. Harvard | W, 6-1 |
| M.17 | *Fresno State | L, 7-10 |
| M.18 | *Fresno State | L, 6-7 |
| M.19 | *Fresno State | W, 6-3 |
| M.24 | *at Colorado State | W, 9-4 |
| M.25 | *at Colorado State | L, 4-7 |
| M.26 | *at Colorado State | L, 5-11 |
| M.31 | *San José State | L, 3-5 |
| A.1 | *San José State | W, 5-3 |
| A.2 | *San José State | W, 7-6 |
| A.13 | *New Mexico | W, 4-1 |
| A.14 | *New Mexico | W, 10-2 |
| A.15 | *New Mexico | W, 8-0 |
| A.21 | *at Boise State | L, 4-6 |
| A.22 | *at Boise State | W, 14-0 |
| A.23 | *at Boise State | W, 10-6 |
| A.29 | *at Utah State | L, 2-4 |
| | *at Utah State | L, 1-4 |
| A.30 | *at Utah State | W, 15-5 |
| M.5 | *UNLV | W, 5-3 |
| M.6 | *UNLV | W, 9-1 |
| | *UNLV | W, 8-6 |
| M.11 | *at Nevada | W, 11-9 |
| M.12 | *at Nevada | L, 4-5 |
| M.13 | *at Nevada | W, 13-6 |
| | ~ Stacy Winsberg Memorial Tournament/Beach Kickoff Tournament (UCLA/LBSU - Los Angeles, Calif./Long Beach, Calif.) | |
| | ! Campbell/Cartier Classic (SDSU Softball Stadium) | |
| | @ Mary Nutter Collegiate Classic (Cathedral City, Calif.) | |
| | # San Diego Classic I (SDSU Softball Stadium) | |
| | S Louisville Slugger Classic (CSUF - Fullerton, Calif.) | |
| | * Mountain West game | |

► 2018 (20-31, 11-13 MW)

| | | |
|------|-----------------------|---------|
| F8 | ~vs. Georgia | L, 2-23 |
| | ~vs. Stanford | L, 0-4 |
| E9 | ~vs. Western Michigan | W, 5-0 |
| | ~vs. Northwestern | L, 6-7 |
| F10 | ~vs. Nebraska | L, 3-5 |
| F11 | ~vs. UC Davis | L, 2-3 |
| F14 | at UC Riverside | L, 1-4 |
| F15 | !Kentucky | L, 0-5 |
| F16 | !North Dakota State | L, 1-2 |
| F17 | !North Dakota State | W, 4-1 |
| F18 | !Cal State Fullerton | W, 2-1 |
| F22 | @vs. Liberty | W, 7-0 |
| F23 | @vs. Northwestern | L, 0-3 |
| | @vs. Notre Dame | W, 2-1 |
| F24 | @vs. Bethune-Cookman | W, 3-2 |
| F25 | @vs. UC Davis | L, 0-2 |
| M.1 | *UCF | W, 3-1 |
| M.2 | *Minnesota | W, 6-2 |
| | *CSUN | L, 0-2 |
| M.4 | *Boston Univ. | L, 0-1 |
| M.9 | Svs. Ohio State | L, 0-7 |
| | Svs. Boston Univ. | L, 2-5 |
| M.10 | Svs. Michigan State | L, 5-6 |

| | | |
|------|-------------------------|---------|
| M.11 | Sat Long Beach State | L, 0-5 |
| | Sat Cal State Fullerton | L, 3-4 |
| M.14 | %vs. Fairfield | W, 9-1 |
| M.16 | *at San José State | L, 2-5 |
| M.17 | *at San José State | L, 1-6 |
| M.18 | *at San José State | L, 1-9 |
| M.27 | San Diego | L, 2-4 |
| M.29 | *Boise State | W, 3-1 |
| M.30 | *Boise State | L, 1-3 |
| M.31 | *Boise State | L, 1-11 |
| A.6 | *at UNLV | W, 5-2 |
| A.7 | *at UNLV | W, 4-1 |
| A.8 | *at UNLV | L, 2-3 |
| A.13 | *Nevada | L, 8-10 |
| A.14 | *Nevada | W, 4-1 |
| A.15 | *Nevada | L, 3-6 |
| A.20 | *at Fresno State | W, 10-0 |
| A.21 | *at Fresno State | L, 1-5 |
| A.22 | *at Fresno State | L, 2-4 |
| A.27 | *Colorado State | L, 0-3 |
| A.28 | *Colorado State | W, 6-2 |
| A.29 | *Colorado State | W, 3-2 |
| M.4 | *at New Mexico | L, 2-5 |
| M.5 | *at New Mexico | W, 7-3 |
| M.6 | *at New Mexico | L, 1-4 |
| M.10 | *Utah State | W, 2-0 |
| M.11 | *Utah State | W, 6-1 |
| M.12 | *Utah State | W, 4-3 |

~ Kajikawa Classic (Arizona State - Tempe, Ariz.)
! Campbell/Cartier Classic (SDSU Softball Stadium)
@ Mary Nutter Collegiate Classic (Cathedral City, Calif.)
San Diego Classic I (SDSU Softball Stadium)
S Louisville Slugger Classic (CSUF/LBSU - Fullerton/Long Beach, Calif.)
% at Univ. of San Diego (USD Softball Complex)
* Mountain West game

► 2019 (25-26, 12-12 MW)

| | | |
|------|--|---------|
| F8 | ~vs. Syracuse | W, 9-8 |
| | ~vs. Charlotte | W, 9-1 |
| F9 | ~vs. Charlotte | W, 5-4 |
| | ~at Grand Canyon | L, 0-9 |
| F10 | ~vs. Oklahoma | L, 0-9 |
| F15 | !Middle Tennessee | W, 2-1 |
| | !Northern Illinois | W, 7-5 |
| F16 | IUC Santa Barbara | W, 1-0 |
| | !Grand Canyon | L, 0-8 |
| E20 | at Cal State Fullerton | L, 1-5 |
| F22 | @vs. Nebraska | W, 4-0 |
| | @vs. Oklahoma State | L, 5-15 |
| F23 | @vs. Texas Tech | L, 0-7 |
| F24 | @vs. Cal Poly | W, 8-2 |
| F26 | at Loyola Marymount | L, 1-2 |
| F28 | #Brigham Young | W, 2-1 |
| M.1 | *UIC | W, 13-8 |
| M.3 | #Weber State | L, 4-6 |
| M.5 | Florida Gulf Coast | L, 0-9 |
| M.7 | Svs. Robert Morris | W, 6-1 |
| M.8 | Svs. Boston Univ. | L, 0-6 |
| | Svs. Liberty | L, 0-8 |
| M.9 | Svs. Ohio Univ. | L, 1-5 |
| | Sat Long Beach State | W, 4-1 |
| M.13 | UC Riverside | L, 0-6 |
| M.15 | *New Mexico | L, 1-3 |
| M.16 | *New Mexico | W, 9-8 |
| M.17 | *New Mexico | W, 4-3 |
| M.22 | *at Boise State | L, 0-7 |
| | *at Boise State | W, 5-2 |
| M.23 | *at Boise State | L, 1-16 |
| M.29 | *UNLV | L, 4-5 |
| M.30 | *UNLV | L, 2-7 |
| M.31 | *UNLV | L, 3-4 |
| A.5 | *at Nevada | L, 2-7 |
| A.6 | *at Nevada | W, 10-2 |
| A.7 | *at Nevada | W, 3-2 |
| A.10 | at San Diego | L, 4-5 |
| A.12 | *San José State | W, 3-2 |
| A.13 | *San José State | L, 2-6 |
| A.14 | *San José State | W, 3-0 |
| A.23 | California Baptist | W, 2-1 |
| A.26 | *at Colorado State | L, 0-9 |
| A.27 | *at Colorado State | W, 5-4 |
| A.28 | *at Colorado State | L, 3-4 |
| M.3 | *Fresno State | W, 1-0 |
| M.4 | *Fresno State | W, 3-1 |
| M.5 | *Fresno State | W, 4-2 |
| M.9 | *at Utah State | L, 3-4 |
| M.10 | *at Utah State | L, 6-7 |
| M.11 | *at Utah State | W, 2-1 |
| | ~ GCU Kickoff Tournament (Phoenix, Ariz.) | |
| | ! 29th Annual Campbell/Cartier Classic (SDSU Softball Stadium) | |
| | @ Mary Nutter Collegiate Classic (Cathedral City, Calif.) | |
| | # San Diego Classic (SDSU Softball Stadium) | |
| | S Louisville Slugger Classic (Long Beach, Calif.) | |
| | * Mountain West game | |

VS. OPPONENTS

| Name | Record (Last Meeting) | Georgia | Georgia Southern | Georgia Tech | Golden West College | Grand Canyon | Harvard | Hawai'i | Hofstra | Houston | Idaho State | Illinois | Illinois State | Indiana | Indiana State | Iona | Iowa | Iowa State | Jacksonville | Kansas | Kentucky | Lehigh | Liberty | Long Beach State | Longwood | Louisiana Tech | Louisiana | Louisiana-Monroe | Louisville | Loyola-Chicago | Loyola Marymount | LSU | Maine | McNeese State | Miami (Oh.) | Michigan | Michigan State | Middle Tennessee State | Minnesota | Minnesota-Duluth | Mississippi State | Mississippi Valley State | Missouri | Missouri State | Monmouth | Nebraska | Nevada | New Mexico | New Mexico State | Nicholls | North Dakota | North Dakota State | North Carolina | North Texas | Northern Arizona | Northern Colorado | Northern Illinois | Northern Iowa | Northeastern Illinois | Northwestern | Notre Dame | Oakland | Ohio | Ohio State | Oklahoma | Oklahoma State | Oregon | Oregon State | Pacific | Palomar College | Penn State | Pierce College | Point Loma Nazarene | Portland State | Princeton | Purdue | Quinnipiac | Rider | Robert Morris | Sacramento State | Saint Joseph's | Saint Louis | Saint Mary's | Saint Peter'sSam | Sam Houston State | St. John's | San Diego | San Diego Mesa College | San Francisco | San José State | Santa Clara | Seattle Univ. | Seton Hall | Siena | South Carolina | South Dakota | South Dakota State | South Florida | Southern Utah | Southwestern Louisiana | Stanford | Stephen F. Austin | Syracuse | Tennessee | Tennessee Tech | Texas | Texas A&M | Texas A&M-Corpus Christi | Texas State | Texas Tech | Toledo | Towson | Tulsa | UC Davis | UC Riverside | UC San Diego | UC Santa Barbara | UCF | UCLA | UConn | UIC | UMass | UMKC | UNLV | U.S. International | Utah | Utah State | UT Arlington | UTEP | UTSA | Vanguard | Vermont | Villanova | Virginia | Wagner | Washington | Weber State | Western Kentucky | Western Illinois | Western Michigan | Wichita State | Wisconsin | Wis-Green Bay | Wright State | * 2020 Opponent in BOLD |
|---------|-----------------------|------------|------------------|--------------|---------------------|--------------|------------|--------------|------------|------------|-------------|------------|----------------|------------|---------------|------------|------------|-------------|---------------|------------|------------|------------|------------|------------------|------------|----------------|------------|------------------|------------|----------------|------------------|------------|------------|---------------|-------------|-------------|----------------|------------------------|------------|------------------|-------------------|--------------------------|------------|----------------|------------|------------|-------------|--------------|------------------|---------------|--------------|--------------------|----------------|-------------|------------------|-------------------|-------------------|---------------|-----------------------|---------------|------------|------------|------------|------------|-------------|----------------|--------------|--------------|--------------|-----------------|------------|----------------|---------------------|----------------|------------|------------|------------|------------|---------------|------------------|----------------|-------------|--------------|------------------|-------------------|------------|-------------|------------------------|---------------|----------------|-------------|---------------|------------|------------|----------------|--------------|--------------------|---------------|---------------|------------------------|--------------|-------------------|------------|------------|----------------|------------|------------|--------------------------|-------------|------------|------------|------------|------------|------------|--------------|--------------|------------------|------------|-------------|------------|------------|------------|------------|--------------|--------------------|--------------|-------------|--------------|------------|------------|----------|------------|---------------|------------|------------|-------------|-------------|------------------|------------------|------------------|---------------|------------|---------------|--------------|-------------------------|
| Adelphi | 1-0 (1986) | 0-4 (2018) | 1-0 (2005) | 3-0 (2012) | 0-2 (1981) | 0-2 (2019) | 8-2 (2017) | 12-29 (2006) | 0-2 (2012) | 1-0 (2011) | 1-0 (2015) | 2-0 (2010) | 0-2 (2009) | 4-2 (2011) | 1-0 (2006) | 2-0 (2013) | 3-3 (2015) | 10-4 (2015) | First Meeting | 2-2 (2010) | 3-5 (2018) | 0-1 (2014) | 1-1 (2019) | 30-51 (2019) | 3-0 (2017) | 3-0 (2011) | 0-5 (2009) | 0-1 | 0-1 (2011) | 2-1 | 19-3 (2019) | 0-2 (2015) | 1-0 (2012) | 1-2 (2017) | 4-0 (2017) | 7-16 (2015) | 6-1 (2018) | 1-0 (2019) | 5-6 (2018) | 2-0 (1985) | 2-1 (2008) | 2-0 (2011) | 3-4 (2014) | 1-0 (2006) | 3-0 (2014) | 2-7 (2019) | 26-9 (2019) | 75-35 (2019) | 7-2 (2017) | First Meeting | 1-0 (2014) | 5-1 (2018) | 1-0 (2005) | 2-0 (2007) | 2-1 | 1-0 (2009) | 3-0 (2019) | 1-1 (2003) | 2-0 (1993) | 5-12-1 (2018) | 3-1 (2018) | 1-0 (2002) | 2-1 (2019) | 5-6 (2018) | 1-11 (2019) | 9-2 (2019) | 10-16 (2015) | 16-9 (2015) | 20-15 (2015) | 2-2 (1981) | 5-1 (2010) | 2-0 (1980) | 3-1 (2004) | 3-1 (2012) | 2-0 (2016) | 3-3 (2015) | 1-0 (2012) | 2-0 (2006) | 1-0 (2019) | 8-22 (2011) | 0-2 (2016) | 1-0 (2011) | 18-3 (2014) | 1-0 (2008) | 0-1 (1993) | 2-1 (2015) | 54-6 (2019) | 1-0 (1981) | 8-4 (1989) | 28-22 (2019) | 11-1 (2015) | 1-0 (2014) | 2-0 (2015) | 1-0 (2017) | 0-1 (2001) | 3-0 (2017) | 1-0 (2009) | 0-1 (1992) | 27-6 (2010) | 0-1 (1998) | 14-13 (2018) | 1-2 (2013) | 3-0 (2019) | 0-3 (2014) | 2-0 (2002) | 2-3 (2015) | 3-8 (2016) | 2-0 (2007) | 3-1 (2014) | 7-8 (2019) | 2-0 (1993) | 1-0 (2005) | 6-6 (1999) | 6-2 (2018) | 15-5 (2019) | 4-1 (1989) | 31-25 (2019) | 4-0 (2018) | 0-56 (2017) | 2-1 (2015) | 4-4 (2019) | 4-2 (2010) | 1-0 (2014) | 63-45 (2019) | 22-19-2 (1990) | 33-49 (2017) | 21-9 (2019) | 2-1 (2014) | 2-0 (2010) | 1-1 (2016) | 3-1 | 1-0 (2009) | First Meeting | 1-5 (2013) | 1-0 (2006) | 1-16 (2017) | 2-2 (2019) | 1-1 (2010) | 1-1 (1988) | 3-2 (2018) | 1-0 (2014) | 3-0 (2011) | 1-0 (1992) | 1-0 (2001) | |