

2018 SCHEDULE/RESULTS

FEBRUARY		
16	UC SANTA BARBARA MWN	W 9-1
17	UC SANTA BARBARA MWN	W 8-4
18	UC SANTA BARBARA XTRA 1360	W 7-5
20	SAN DIEGO MWN	L 1-2 (10)
23	ARIZONA <i>YurView California</i>	W 3-2 (10)
24	#4 ARKANSAS <i>YurView California</i>	L 2-5
25	GRAND CANYON KCR	W 5-4
26	MICHIGAN XTRA 1360	W 4-3
27	at UC Irvine	L 4-9
MARCH		
2	at San Jose State*	PPD
4	at San Jose State* MWN	W 7-2
4	at San Jose State* MWN	W 11-1
6	at Arizona	L 4-13
9	AIR FORCE* MWN	W 3-2
11	AIR FORCE* MWN	L 3-7
11	AIR FORCE* MWN	W 3-2
13	at San Diego	W 9-3
16	at Cal Poly	W 9-7
17	at Cal Poly	L 4-5
18	at Cal Poly	W 3-2
20	CSU BAKERSFIELD KCR	W 5-4
23	at #24 UNLV*	L 3-4
24	at #24 UNLV*	W 17-8
25	at #24 UNLV*	W 22-7
27	at Long Beach State	W 5-2
29	NEW MEXICO* KCR	L 4-5
30	NEW MEXICO* MWN	L 5-9
31	NEW MEXICO* MWN	W 3-2
APRIL		
2	WASHINGTON KCR	W 6-4
3	vs. Long Beach State~ KCR	W 5-1
7	at Air Force* MWN	L 0-2
7	at Air Force* MWN	L 7-12
8	at Air Force* MWN	W 15-11
10	UC IRVINE XTRA 1360	L 2-10
13	CAL STATE FULLERTON XTRA 1360	W 6-3
14	CAL STATE FULLERTON XTRA 1360	L 9-13
15	CAL STATE FULLERTON XTRA 1360	W 9-6
17	CSU NORTHRIDGE	W 3-2
20	FRESNO STATE* MWN	W 3-2
21	FRESNO STATE* MWN	L 4-7
22	FRESNO STATE* MWN	W 7-0
24	at UC Riverside	W 19-1
27	UNLV* KCR	W 1-0
28	UNLV* XTRA 1360	W 7-6
29	UNLV* XTRA 1360	W 4-2
MAY		
1	UC RIVERSIDE KCR	W 8-6
4	at New Mexico* MWN	W 11-5
5	at New Mexico* MWN	L 3-4
6	at New Mexico* MWN	W 7-3
11	SAN JOSE STATE* MWN	L 2-3
12	SAN JOSE STATE*	W 2-1
12	SAN JOSE STATE*	W 16-4
13	SAN JOSE STATE* MWN	L 4-6 (10)
17	at Nevada* MWN	6:00PM
18	at Nevada* MWN	6:00PM
19	at Nevada* MWN	12:00PM
24	TBA - MW TOURNAMENT MWN	6:00 PM
25	MW TOURNAMENT MWN	TBA
26	MW TOURNAMENT MWN	TBA
27	MW TOURNAMENT MWN	TBA

Home games in CAPS
 *Denotes MW conference contest
 Times in PT unless otherwise noted
 ~ at Lake Elsinore Stadium
 # Ranking from D1Baseball.com



SAN DIEGO STATE AZTECS

2018 Record 35-17 (17-10 Mountain West)
 National Ranking/RPI N/A/61
 Head Coach Mark Martinez (4th Season)
 Career Record 138-99
 Record at SDSU Same



NEVADA WOLF PACK

2018 Record 27-21 (18-8 Mountain West)
 National Ranking/RPI N/A/60
 Head Coach TJ Bruce (3rd Season)
 Career Record 83-81
 Record at Nevada Same

SDSU	QUICK STATS	Nevada
.304	BATTING AVERAGE	.294
3.61	EARNED RUN AVERAGE	4.89
.973	FIELDING PERCENTAGE	.968
.376	ON BASE PERCENTAGE	.382
.447	SLUGGING PERCENTAGE	.444
2.27	STRIKEOUT/WALK RATIO	.215
.248	OPPONENT BATTING AVERAGE	.277

NEVADA LEADS ALL-TIME SERIES, 25-17

SDSU	EXPECTED STARTING PITCHERS	NEVADA
TBA	Thursday, May 17 - 6:00 p.m.	RHP Mike Nowaczewski (5-4, 4.59 ERA)
RHP Harrison Pyatt (4-3, 3.66 ERA)	Friday, May 18 - 6:00 p.m.	TBA
RHP Justin Goossen-Brown (5-2, 3.13 ERA)	Saturday, May 19 - 12:00 p.m.	RHP Jake Jackson (8-3, 4.62 ERA)

AZTEC STORYLINES

VS. THE WOLF PACK: San Diego State enters this weekend with a chance to win its first Mountain West Regular Season Championship since 2004, needing to win all three games against Nevada in Reno this weekend to do so. SDSU enters this weekend 1.5 games back of Nevada in the conference standings.

Last season, the Aztecs took four of six meetings against the Wolf Pack, winning two-of-three in both home and away series in 2017.

Chase Calabuig hit .421 (8-for-19) over those six games last year to lead all players on the 2018 roster. Jordan Verdon contributed a .348 (8-for-23) showing against the Wolf Pack last season.

Over three appearances last season, Jacob Erickson posted a 1.93 ERA against the Wolf Pack, allowing one earned run over 4.2 innings pitched. Erickson also held Nevada to a .214 opponent batting average in 2017.

ON THE AIR: Nevada will produce this weekend's games on the Mountain West Network. Links to watch live and links to live stats are available at GoAztecs.com.

WE HAVE BEEN REALLY GOOD LATELY: SDSU is 13-4 in its last 17 games, with three of those losses having come by a one-run margin or in extra innings. The Aztecs are hitting .315 as a team over that stretch, have hit 14 home runs over the last 17 games, and have outscored its opponents 110-58 over that stretch.

The Aztec pitching staff has also done its fair share over the last 17 games, owning a team ERA of 2.96 and opponent batting average of .233 over its last 17 games. Justin Goossen-Brown has collected four of those wins on the mound for SDSU and owns a 2.39 ERA in a team-high 26.1 innings over the team's last 17 games.

Offensively, the Aztecs are led by Chase Calabuig (.418/.487/.597), Chad Bible (.379/.463/.621) and Jordan Verdon (.357/.395/.700), who leads the team with six home runs and 19 RBIs over the previous 17 games.

SPOT CLINCHED: San Diego State clinched its spot in the 2018 Mountain West Baseball Tournament last weekend, giving the Aztecs its 18th consecutive season with a postseason tournament. The Aztecs have played in a postseason tournament in 20 of the last 21 years. SDSU is 47-30 (.610) all-time in the Mountain West Tournament, good for the most tournament wins and best tournament winning percentage among all active MW members. SDSU is 20-6 in the MW tournament over the last five years and are the only team in DI baseball to have won four conference championships in the last five years.

ON THE ROAD AGAIN: San Diego State is 12-7 on the road this season and have won four of its last five road contests. The Aztecs are slashing .335/.397/.524 as a team on the road this year with 23 home runs and 160 runs scored (8.42 runs per game).

SDSU has five players hitting above .350 on the road this

2018 MW STANDINGS

Team	Conference	Overall
Nevada	18-8	27-21
San Diego State	17-10	35-17
Air Force	13-14	32-20
San Jose State	13-14	23-27
UNLV	12-14	24-26
Fresno State	11-16	28-23
New Mexico	11-19	18-32-1

QUICK FACTS

Location	San Diego, Calif. 92182
Founded	1897
Enrollment	33,762
Nickname	Aztecs
Colors	Scarlet and Black
Home Field	Tony Gwynn Stadium (3,000)
Surface	Natural Grass
Affiliation	NCAA Division I
Conference	Mountain West
President	Dr. Adela De la Torre
Athletics Director	John David Wicker
Alma Mater	Mississippi State (1992)
Athletic Department Phone	(619) 594-3019

BASEBALL HISTORY

Seasons of Baseball	82nd
First Season of Baseball	1936
All-Time Record	2459-1635-37
NCAA Tournament Appearances	13

COACHING STAFF

Head Coach	Mark Martinez (Mesa State '84)
Overall Record	138-99 (4th year)
Record at SDSU	138-99 (4th year)
Pitching Coach	Sam Peraza (SDSU '02)
Asst Coach/Recruiting	Joe Oliviera (Pacific '09)
Volunteer Asst Coach	Danny Benedetti (St. John's '09)
Director of Player Development	Eric Lally
Student Manager	Nick Batesole
Graduate Assistant	Matt Jervis
Graduate Assistant	Cody Thompson

SUPPORT STAFF

Athletic Trainer	Ian Baldwin
Strength & Conditioning	James Chassin
Academic Advisor	Jessica Amerosa

MEDIA RELATIONS

Assoc. A.D. Media Relations	Mike May
Office Phone	(619) 594-5547
Baseball Contact	Martin Foley (@mart_fo)
Email	martin.foley@sdsu.edu
Office Phone	(619) 594-5242
Cell Phone	(603) 339-8650
Office Fax	(619) 582-6541
Website	GoAztecs.com

SOCIAL MEDIA

Primary Athletics Twitter/IG	@GoAztecs
Primary Athletics Facebook	facebook.com/GoAztecs
Baseball Twitter/IG	@SDSUBaseball

AZTEC STORYLINES

year, including Julian Escobedo (.457), Jordan Verdon (.429), Matt Rudick (.387), Chad Bible (.368), and David Hensley (.354).

Verdon currently rides a 23-game on-base streak in road games that carries over a four-game streak to end last season. Verdon also owns an 18-game hitting streak in road games, while Escobedo sits just behind him with an active 14-game on base streak in road games.

Verdon, Escobedo, and David Hensley have all reached base in each of SDSU's 19 road games this season.

Despite playing in several offense-friendly ballparks, Garrett Hill has been dominant on the road this year, owning a 1.37 ERA over 26.1 innings pitched over four starts and five appearances. Several members of the SDSU bullpen have also provided solid contributions on the road, including Jacob Erickson (seven appearances, 1.15 ERA), Christian Winston (five appearances, 1.35 ERA), and Casey O'Sullivan (six appearances, 2.08 ERA).

FEATS OF CHASE CALABUIG: Senior Chase Calabuig is ending his collegiate career in style for his senior season, leading the Aztecs with a .400 batting average in conference play. Calabuig leads all players in the MW with 46 hits in conference play. Should Calabuig's conference average stay at .400 or higher after this weekend, Calabuig would be the first Aztec to reach the .400 threshold since Brandon Meredith, Cory Vaughn, and Mitch Blackburn all hit above .400 in MW play during the 2010 season.

Last weekend, Calabuig extended his on-base streak in home games to 51, extending the Tony Gwynn stadium record. Calabuig's career hit total stands at 248, which is fourth most in Aztec history. Calabuig leads SDSU with 26 multi-hit games and rides a 11-game hitting streak and 22-game on-base streak. Over his 11-game hitting streak, Calabuig is hitting .512 (22-for-43) with team leads in runs (14), triples (2) and total bases (33).

Calabuig is six games shy of tying SDSU's all-time games played record and has started in 117 consecutive games. Having played in 230 career games, he's missed just eight games in his entire four-year career.

Calabuig is one of 10 players in program history to have over 150 runs scored and 210 hits, joined by Bobby Meacham (1979-81), Chris Cannizzaro (1981-83), Kalin Foulds (1994-96, 98), Travis Lee (1994-96), Chris Gwynn (1983-85), Jake McLintock (2002-05), James Guerrero (2003-05), Anthony Gwynn (2001-03), and Paul Lockhart (1997-2000). Calabuig currently owns 123 career RBIs, and when recording his 125th career RBI, Calabuig will join Meacham, Lee, Chris Gwynn, McLintock and Lockhart as the only six players in program history with 125+ RBIs, 150+ runs scored, and 210+ hits.

SUNDAY FUNDAY: SDSU's 12-2 record on Sundays and 11-1 record in series finales are both the best win-loss records of its kind in the nation.

THE BULLPEN, PRETTY GOOD: Over the team's last 11 conference games, the SDSU bullpen has allowed just three earned runs, good for a 0.68 ERA over that span. Opponents are also hitting just .158 over that span.

UNSCHMITTABLE: Since taking over the closer's role on April 2, Casey Schmitt leads the country with nine saves since the start of April and owns the lowest ERA by an Aztec in the Mountain West era (minimum 10 IP) at 0.33.

Schmitt currently rides a 20.2 consecutive scoreless inning streak, with his last run allowed coming against CSU Bakersfield on March 20 (both runs in that outing were unearned). Schmitt enters this weekend having not allowed an earned run in two calendar months, with his last coming at Cal Poly on March 17.

Schmitt, who has solidified himself as one of the best two-way players in the nation as just a freshman, is the only freshman in

the country to have driven in 25 or more runs at the plate while owning an ERA under 2.00 (minimum 15 IP). Schmitt is one of just two players in the country to have 25 or more RBIs while owning an ERA below 1.00 (minimum 15 IP), joined by only Duke senior Jack Labosky (33 RBI, 0.30 ERA in 29.2 IP).

GOOD IN ALL ASPECTS: SDSU is one of six teams in the nation to have a batting average above .300 and an ERA below 3.70, joined by only No. 2 Oregon State, No. 6 Arkansas, No. 12 Minnesota, No. 14 Southern Miss, and St. John's (Rankings provided by D1Baseball.com).

GOOD PITCHING: SDSU enters the weekend with a 3.61 earned run average, good for the best single-season ERA since 1996 when the team posted a 3.31 ERA. Including this year, SDSU has owned the Mountain West's best ERA in three of the last four seasons. SDSU's 3.61 ERA is the best in the MW since UNLV posted a 3.19 team ERA in 2014.

FINISHING STRONG: SDSU enters this weekend having won 82 consecutive games when leading after eight innings, good for one of the top five longest active streaks in the country.

30-WIN MARK: With SDSU's 31st win on against UC Riverside on May 1, the Aztecs are the only Mountain West program to have more than 30 wins in five of the last six seasons.

AMONG THE NATIONAL/CONFERENCE LEADERS: In addition to being the Mountain West leader in earned run average (3.61), WHIP (1.34) and hits allowed per nine innings (8.48), SDSU ranks among the top of the nation in numerous statistical categories.

- SDSU's .304 batting average is 11th best in the nation.
- SDSU's 51 double plays turned are 13th most in the nation
- SDSU's 100 doubles are the 15th most in the nation
- SDSU's 554 total hits are 9th most in the nation
- SDSU's .447 team slugging percentage is 31st best in the nation
- Jordan Verdon and Chase Calabuig are fourth and 19th in the country with 24 and 20 doubles, respectively.
- Jordan Verdon is 30th in the nation with 55 runs batted in and 20th in the nation with 132 total bases.
- Casey Schmitt is 43rd in the country with nine saves.
- Chase Calabuig is 26th in the nation and leads the Mountain West with five triples.

EXPERIENCE ON THE DIAMOND: Despite having a team of 15 freshmen -- the program's largest freshman class since 2011 -- the Aztecs have two of the most experienced players in the nation this year in Chase Calabuig, who is fourth among all DI players with 230 career games played, and Jacob Erickson, who leads all DI pitchers with 116 career pitching appearances. The Aztecs are the only team in the nation to have a player in the top five of both categories. Erickson set SDSU's program record in pitching appearances earlier this season and is the Mountain West all-time leader, while Calabuig is six games shy from tying the program's career games played record (currently owned by Tim Zier (2011-14) with 236, SDSU has three regular season games remaining and clinched a spot in the MW Tournament last weekend).

Games Played		
1	JJ Schwarz, Florida	260
2	Ryan Chandler, Rice	238
3	Gage Morey, FGCU	231
4	Chase Calabuig, San Diego St.	230
5	Gabe Snyder, Wright St.	229

Pitching Appearances		
1	Jacob Erickson, San Diego St.	116
2	Cooper Hammond, Miami (FL)	109
3	Seth Pinkerton, Hartford	105
T4	Charlie Fletcher, William & Mary	104
T4	Seth Kinker, Ohio St.	104

NUMERICAL ROSTER

No.	Name	Pos.	B-T	Ht.	Wt.	Yr.	Hometown (Last School)
1	Julian Escobedo	OF	L-L	5-11	175	SO	San Diego, Calif. (Eastlake HS)
2	Ryan Orr	C	R-R	5-10	170	SO	San Diego, Calif. (La Costa Canyon HS)
3	Jacob Maekawa	IF	R-R	5-9	170	SO	Mililani, Hawai'i (Mid-Pacific Institute)
8	Casey Schmitt	IF/RHP	R-R	6-2	200	FR	San Diego, Calif. (Eastlake HS)
9	Matt Rudick	OF	L-L	5-9	170	FR	San Diego, Calif. (Scripps Ranch HS)
10	Nicholas Israel	IF	S-R	5-10	175	FR	Las Vegas, Nev. (Bishop Gorman HS)
12	Adrian Mardueno	RHP	R-R	5-10	170	SO	Upland, Calif. (Upland HS)
13	Casey O'Sullivan	RHP	R-R	6-2	185	FR	San Diego, Calif. (Valhalla HS)
14	Spencer Weston	IF	R-R	5-11	185	FR	Irvine, Calif. (Woodbridge HS)
15	Logan Boyer	RHP	R-R	6-3	215	SO	Chandler, Ariz. (Hamilton HS)
18	Joe Fitzhugh	C	R-R	6-2	185	FR	Las Vegas, Nev. (Arbor View HS)
20	Ray Lambert	RHP	R-R	6-1	190	SR	Thousand Oaks, Calif. (Ventura JC)
21	Jordan Verdon	IF	L-R	6-3	190	JR	San Diego, Calif. (Granite Hills HS)
22	David Hensley	IF/OF	R-R	6-6	185	SR	San Diego, Calif. (Patrick Henry HS)
23	Chad Bible	OF	R-R	6-1	225	RS JR	Valencia, Calif. (College of the Canyons)
24	Noah Fluman	LHP	L-L	5-10	165	FR	Lake Forest, Calif. (El Toro HS)
25	Dean Nevarez	C	R-R	6-0	220	JR	San Diego, Calif. (Eastlake HS)
27	Jorge Fernandez	RHP	R-R	5-11	200	SR	Del Rio, Texas (San Jacinto JC)
28	John Dearth	RHP/IF	R-R	6-5	195	FR	Covina, Calif. (South Hills HS)
29	Travis Weston	LHP	L-L	6-0	180	FR	Moorpark, Calif. (Moorpark HS)
30	Daniel Ritcheson	RHP	R-R	6-4	205	FR	Northridge, Calif. (Alemany HS)
31	Harrison Pyatt	RHP	R-R	6-5	220	JR	Corona, Calif. (Esperanza HS)
32	Denz'l Chapman	OF	S-R	5-10	185	SR	Los Angeles, Calif. (Serra HS)
33	Christian Winston	LHP	L-L	6-5	180	FR	Barstow, Calif. (Barstow HS)
34	Chase Calabuig	OF	L-L	5-11	185	SR	Mission Viejo, Calif. (Capistrano Valley HS)
36	Jacob Flores	LHP	L-L	6-4	210	FR	Oxnard, Calif. (Rio Mesa HS)
38	Jacob Erickson	LHP	L-L	5-9	185	SR	Orange, Calif. (Mater Dei HS)
39	Garrett Hill	RHP	R-R	6-0	175	RS JR	Petaluma, Calif. (Santa Rosa JC)
40	Sean Ross	OF/RHP	R-R	6-1	200	FR	San Diego, Calif. (Granite Hills HS)
41	Grant Mayeaux	IF	R-R	6-2	190	RS SR	Huntington Beach, Calif. (Cypress JC)
42	Tre Brown	RHP	R-R	6-3	170	SO	San Diego, Calif. (Eastlake HS)
43	Clark Eder	RHP	R-R	6-4	190	FR	San Ramon, Calif. (California HS)
48	Justin Goossen-Brown	RHP	L-R	6-2	190	RS JR	Sherman Oaks, Calif. (L.A. Valley JC)

ALPHABETICAL	
23	Chad Bible OF
15	Logan Boyer RHP
42	Tre Brown RHP
34	Chase Calabuig OF
32	Denz'l Chapman OF
28	John Dearth RHP
43	Clark Eder RHP
38	Jacob Erickson LHP
1	Julian Escobedo OF
27	Jorge Fernandez RHP
18	Joe Fitzhugh C
36	Jacob Flores LHP
24	Noah Fluman LHP
48	Justin Goossen-Brown RHP
22	David Hensley IF
39	Garrett Hill RHP
10	Nicholas Israel IF
20	Ray Lambert RHP
3	Jacob Maekawa IF
12	Adrian Mardueno RHP
41	Grant Mayeaux IF
25	Dean Nevarez C
13	Casey O'Sullivan RHP
2	Ryan Orr C
31	Harrison Pyatt RHP
30	Daniel Ritcheson RHP
40	Sean Ross OF/RHP
9	Matt Rudick OF
8	Casey Schmitt IF/RHP
21	Jordan Verdon IF
14	Spencer Weston IF
29	Travis Weston LHP
33	Christian Winston LHP

BREAKDOWN

Returning Letterwinners.....	16
Newcomers.....	17
<u>Hometown</u>	
California	27
(in San Diego county)	10
Nevada	2
Arizona	1
Hawai'i	1
Texas	1
<u>Class</u>	
Freshman	14
Sophomore	6
Junior	6
Senior	7
<u>Position</u>	
LHP	5
RHP	13
IF	8
OF	7
C	3
Two-way	2
<u>Admissions</u>	
Entered as freshman	27
Transfer	6

PRONUNCIATION GUIDE

- #1 Julian Escobedo - ess-ko-BAY-doe
- #3 Jacob Maekawa - may-CAH-wuh
- #9 Matt Rudick - Ruhd-ICK
- #17 Adrian Mardueno - mard-WAIN-yo
- #25 Dean Nevarez - neh-VAH-rez
- #27 Jorge Fernandez - HOR-hay
- #34 Chase Calabuig - cal-uh-bweeg
- #41 Grant Mayeaux - may-oh

COACHING STAFF

Head Coach	Mark Martinez
Pitching Coach	Sam Peraza
Assistant Coach/Recruiting Coordinator	Joe Oliviera
Volunteer Assistant Coach	Danny Benedetti
Director of Player Development	Eric Lally
Student Manager	Nick Batesole
Graduate Assistant	Matt Jervis
Graduate Assistant	Cody Thompson

HEAD COACH MARK MARTINEZ



Fourth Season (as head coach, 13th overall at SDSU)

Alma Mater: Mesa State '84

Year	Overall			MW			Finish
	W	L	Pct.	W	L	Pct.	
1984-88 (Asst @ Mesa State)	147	80	.648				
1989-2005 (Asst @ New Mexico)	467	491	.487	104	81	.562	
2006-14 (Asst @ SDSU)	273	267	.506	125	101	.553	
2015	41	23	.641	19	10	.655	2
2016	21	38	.356	11	19	.367	6
2017	42	21	.667	20	10	.667	2
2018	35	17	.688	17	10	.588	
Total (HC)	138	99	.584	67	49	.578	

* Mountain West Tournament Championship (2)

! NCAA Tournament Appearance (2)

Mark Martinez heads into his fourth season as the head coach at San Diego State, a position he assumed in 2015 after nine years as an Aztec assistant coach under the late Tony Gwynn.

Martinez helped Gwynn transform and build the program into what it is today. He has helped guide the Aztecs to five regional appearances in the past eight years after an 18-year absence from the postseason. Along the way, he has guided the team to Mountain West Championships in four of the past five seasons.

Martinez comes into his fourth year at the helm of the SDSU program after compiling 104 in his first the campaigns since assuming that position. He is the lone coach in program history to record 100 wins in his first three seasons as head coach.

He has also helped build an academic program that saw the highest APR in the history of the program last season, as well as the most scholar-athletes and highest team GPA in the history of the program.

Martinez has had 42 players drafted in his time at San Diego State, and had six of those draft picks make the major leagues (Stephen Strasburg, Addison Reed, Justin Masterson, Bruce Billings, Quintin Berry and Lance Zawadzki). In addition, Martinez has helped guide 47 Aztecs to All-Mountain West honors and eight Aztecs to All-American accolades.

In 2017, Martinez guided SDSU to a 42-21 record and a fourth conference title in the past five seasons. Statistically, his offense was among the national leaders in several categories while the defense set a school record for fielding percentage. He also helped produce the Mountain West Tony Gwynn Player of the Year (Danny Sheehan) and the league's Pitcher of the Year (Brett Seeburger). A total of six Aztecs earned all-conference honors while two (Sheehan, Tyler Adkison) were recognized as third-team All-Americans

In his inaugural season at the helm of the Aztec program, Martinez saw his team capture its third consecutive Moun-

tain West Championship and earn a third straight berth in the NCAA Regionals. The team's final 41-23 record marked the first time the Aztecs finished with back-to-back 40-win campaigns since the 1990 and 1991 seasons.

Seven Aztecs earned all-league honors and the team produced a Freshman All-American, three All-West Region selections, three members of the NCAA Regional all-tournament team and five athletes on the conference championship all-tourney team including the MVP for the third year in a row. Four players (Bubba Derby, Steven Pallares, Mark Seyler, Ty France) were taken in the 2015 Major League draft as well.

During the 2014 season, Martinez helped lead the Aztecs to their second consecutive conference championship. The overall 42-21 record was the best win percentage in 30 years of the program. The Aztecs also made their second consecutive regional, playing in Lafayette, Louisiana, as the No. 3 seed.

After the season, the 2014 Aztecs saw six players drafted (Michael Cederoth, Greg Allen, Brad Haynal, Tim Zier, Brandon Thomas and Justin Hepner) and saw another sign as an undrafted free agent (Evan Potter). Of the six players that signed after the 2014 season, only one (Cederoth) had been drafted before their time at San Diego State.

In addition closer Michael Cederoth was also named a Baseball America First-Team All-American while third baseman Ty France was named a Baseball America Third Team All-American.

Martinez was also an integral part of recruiting the 2014 recruiting class, which was ranked as the 19th-best freshman class in the country by Baseball America.

Martinez was hired as an assistant coach on July 28, 2005, arriving at SDSU after 17 years as an assistant at the University of New Mexico. His responsibilities included being in charge of the Aztec infielders and serving as SDSU's third base coach during games. In addition, is involved with the Aztec baseball camps and clinics, a series

of seminars offered each winter and summer.

During his tenure as a hitting and infield coach at New Mexico, Martinez was a key member in leading the Lobo offense that became one of the most prominent in the nation under his tutelage.

New Mexico was ranked among the top 11 teams in the nation in hitting his final four seasons and the Lobos were ranked among the top 10 in batting, slugging, doubles, triples and homers in 2005. He also helped lead the Lobos to the 2000 Mountain West Conference regular-season title.

Over his 17 seasons with New Mexico, he coached 47 all-conference selections and four conference players of the year. UNM also produced eight All-Americans, four freshman All-Americans and four Academic All-Americans during that span. In addition, 31 players were drafted in his 17 years at UNM.

The 55-year-old Martinez came to New Mexico in 1988 after a five-year stint as an assistant coach at his alma mater, Mesa State College in Grand Junction, Colo. He was an assistant there from 1984-88.

Martinez played shortstop at Mesa State from 1982-84, earning all-conference and all-district honors as a senior. He received his bachelor's degree in physical education in 1984. He completed his master's in sports administration from New Mexico in January 1990.

In addition to his work with the Lobos, Martinez gained valuable experience in the summers of 1993 and 1994 as head coach of the Mat-su Miners in the Alaska Summer League.

Born Dec. 18, 1961, in Aurora, Colo., Martinez graduated from Longmont (Colo.) High School in 1980. He and wife, Jada Lucey Martinez, formerly UNM's associate athletic director for development, have two children: a daughter, Marissa (18), and a son, Cade (13).

AZTEC RECORD WHEN...

Overall.....	35-17
Current Streak.....	L1
Mountain West.....	17-10, L1
MW at home.....	10-6, L1
MW on road.....	7-4, W1
Non-conference.....	18-7, W4
Pac-12.....	2-1, W1
Big West.....	11-4, W3
Home.....	22-10, L1
Road.....	12-7, W1
February.....	6-3, L1
March.....	12-6, W3
April.....	12-5, W5
May.....	5-3, L1
in California.....	30-12, L1
in Arizona.....	0-1, L12
in Nevada.....	2-1, W2
in Colorado.....	1-2, W1
in New Mexico.....	2-1, W1
vs RH starter.....	26-14, L2
vs LH starter.....	9-3, W4
Leading after 6.....	29-2, W16
Tied after 6.....	4-4, W1
Trailing after 6.....	2-11, L3
Leading after 7.....	32-2, W19
Tied after 7.....	2-4, L2
Trailing after 7.....	1-11, L11
Leading after 8.....	33-0, W82
Tied after 8.....	1-5, L3
Trailing after 8.....	1-12, L9
Extra Innings.....	1-2, L2
Walk-offs.....	2-1, W1
One-run games.....	13-6, W1
Aztecs score first.....	28-8, W2
Opponent scores first.....	7-9, L1
Shutouts.....	2-1, W2
Aztecs score less than 3.....	2-5, W2
Aztecs score 3-4.....	9-11, L3
Aztecs score 5+.....	24-3, W9
Aztecs hit HR.....	16-5, L1
Series Openers.....	8-3, L1
Series Finales.....	11-1, L1
Midweeks.....	8-4, W3
on Sunday.....	12-2, L1
on Monday.....	2-0, W3
on Tuesday.....	7-4, W3
on Thursday.....	0-1, L1
on Friday.....	8-4, L1
on Saturday.....	6-6, W2
Aztecs make no errors.....	15-5, L1
Aztecs outhit opponent.....	28-7, W2
Series record.....	9-2-1, T1
Series sweeps.....	3-0, W6

MONTH-BY-MONTH TEAM BATTING

Month	AVG	GP	W-L	AB	R	H	2B	3B	HR	RBI	TB	SLG%	BB	HBP	SO	OBP
February	.269	9	6-3	305	44	82	18	4	2	37	114	.374	26	8	79	.340
March	.302	18	12-6	633	120	191	38	5	16	106	287	.453	68	13	104	.376
April	.318	17	12-5	594	197	189	32	3	15	98	272	.458	57	13	85	.387
May	.318	8	5-3	289	53	92	22	3	7	49	141	.488	30	8	36	.392
TOTAL	.304	52	35-17	1821	324	554	110	15	40	290	814	.447	181	42	304	.376

MONTH-BY-MONTH TEAM PITCHING

Month	ERA	W	L	CG	SHO	SV	IP	H	R	ER	BB	SO	B/Avg
February	2.74	6	3	0	0	3	82.0	60	36	25	39	99	.203
March	3.55	12	6	0	0	5	159.2	152	85	63	75	138	.250
April	4.17	12	5	0	2	8	151.0	158	82	70	54	124	.268
May	3.55	5	3	1	0	3	71.0	67	32	28	14	53	.250
TOTAL	3.61	35	17	1	2	19	463.2	437	235	186	182	414	.248

STARTERS/BULLPEN

Month	ERA	W	L	SV	IP	H	R	ER	BB	SO	B/Avg
Starters	3.81	17	8	0	241.0	223	123	102	89	225	.244
Bullpen	3.40	18	9	19	222.2	214	112	84	93	189	.252

2018 W-L BY POSITION (STARTS)

PITCHER:	THIRD BASE:	RIGHT FIELD:
31 PYATT, Harrison 13 (7-6)	8 SCHMITT, Casey 41 (28-13)	34 CALABUIG, Chase 46 (32-14)
39 HILL, Garrett 12 (9-3)	41 MAYEAUX, Grant 4 (1-3)	9 RUDICK, Matt 3 (1-2)
48 GOOSSEN-BROWN, Jus 9 (8-1)	21 VERDON, Jordan 4 (3-1)	40 ROSS, Sean 2 (1-1)
27 FERNANDEZ, Jorge 5 (4-1)	5 PARRA, Isaiah 3 (3-0)	1 ESCOBEDO, Julian 1 (1-0)
38 ERICKSON, Jacob 4 (2-2)	SHORTSTOP:	DESIGNATED HITTER:
15 BOYER, Logan 4 (3-1)	22 HENSLEY, David 51 (34-17)	23 BIBLE, Chad 47 (31-16)
30 RITCHESON, Daniel 2 (0-2)	8 SCHMITT, Casey 1 (1-0)	25 NEVAREZ, Dean 5 (4-1)
36 FLORES, Jacob 2 (2-0)	LEFT FIELD:	
20 LAMBERT, Ray 1 (0-1)	9 RUDICK, Matt 46 (32-14)	
CATCHER:	34 CALABUIG, Chase 3 (1-2)	
25 NEVAREZ, Dean 40 (28-12)	32 CHAPMAN, Denz'l 2 (1-1)	
18 FITZHUGH, Joe 7 (4-3)	40 ROSS, Sean 1 (1-0)	
2 ORR, Ryan 5 (3-2)	CENTER FIELD:	
FIRST BASE:	1 ESCOBEDO, Julian 47 (32-15)	
21 VERDON, Jordan 48 (32-16)	34 CALABUIG, Chase 3 (2-1)	
28 DEARTH, John 3 (3-0)	32 CHAPMAN, Denz'l 2 (1-1)	
1 ESCOBEDO, Julian 1 (0-1)		
SECOND BASE:		
3 MAEKAWA, Jacob 52 (35-17)		

2018 W-L BY BATTING ORDER (STARTS)

LEADOFF:	6TH SPOT:	8TH SPOT:
9 RUDICK, Matt 44 (29-15)	1 ESCOBEDO, Julian 22 (15-7)	8 SCHMITT, Casey 34 (24-10)
1 ESCOBEDO, Julian 6 (4-2)	25 NEVAREZ, Dean 12 (8-4)	18 FITZHUGH, Joe 6 (4-2)
32 CHAPMAN, Denz'l 1 (1-0)	23 BIBLE, Chad 8 (6-2)	28 DEARTH, John 3 (3-0)
34 CALABUIG, Chase 1 (1-0)	2 ORR, Ryan 3 (2-1)	41 MAYEAUX, Grant 2 (1-1)
2ND SPOT:	22 HENSLEY, David 2 (1-1)	25 NEVAREZ, Dean 2 (1-1)
22 HENSLEY, David 49 (33-16)	41 MAYEAUX, Grant 1 (0-1)	32 CHAPMAN, Denz'l 2 (0-2)
1 ESCOBEDO, Julian 2 (1-1)	18 FITZHUGH, Joe 1 (0-1)	40 ROSS, Sean 1 (1-0)
8 SCHMITT, Casey 1 (1-0)	5 PARRA, Isaiah 1 (1-0)	5 PARRA, Isaiah 1 (1-0)
3RD SPOT:	8 SCHMITT, Casey 1 (1-0)	2 ORR, Ryan 1 (0-1)
34 CALABUIG, Chase 51 (34-17)	40 ROSS, Sean 1 (1-0)	9TH SPOT:
21 VERDON, Jordan 1 (1-0)	7TH SPOT:	3 MAEKAWA, Jacob 52 (35-17)
CLEANUP:	1 ESCOBEDO, Julian 18 (12-6)	
21 VERDON, Jordan 24 (16-8)	23 BIBLE, Chad 17 (13-4)	
23 BIBLE, Chad 16 (10-6)	8 SCHMITT, Casey 6 (3-3)	
25 NEVAREZ, Dean 12 (9-3)	9 RUDICK, Matt 5 (4-1)	
5TH SPOT:	40 ROSS, Sean 1 (0-1)	
21 VERDON, Jordan 27 (18-9)	2 ORR, Ryan 1 (1-0)	
25 NEVAREZ, Dean 18 (14-4)	32 CHAPMAN, Denz'l 1 (1-0)	
23 BIBLE, Chad 6 (2-4)	25 NEVAREZ, Dean 1 (0-1)	
1 ESCOBEDO, Julian 1 (1-0)	41 MAYEAUX, Grant 1 (0-1)	

2018 RUNS SCORED BY INNING

	1	2	3	4	5	6	7	8	9	EX	TOTAL
San Diego State	47	24	37	32	44	47	39	31	22	1	324
Opponents	23	30	18	28	24	34	30	27	18	3	235

2018 SCHEDULE/RESULTS

DATE	OPPONENT	RESULT/TIME	WP	LP	S	ATT	TIME
F. 16	UC SANTA BARBARA	W 9-1	ERICKSON (1-0)	DAVIS (0-1)		1,045	3:13
F. 17	UC SANTA BARBARA	W 8-4	MARDUENO (1-0)	LEDESMA (0-1)		1,682	3:34
F. 18	UC SANTA BARBARA	W 7-5	HILL (1-0)	CLEMENTS (0-1)	GOOSSEN-BROWN (1)	1,384	3:20
F. 20	SAN DIEGO	L 2-3 (10)	FRIEDMAN (1-1)	FERNANDEZ (0-1)		366	3:42
F. 23	ARIZONA	W 3-2 (10)	FERNANDEZ (1-1)	MEGILL (0-1)		1,224	3:42
F. 24	#4 ARKANSAS	L 2-5	CRONIN (2-0)	RITCHESON (0-1)		1,532	3:33
F. 25	GRAND CANYON	W 5-4	O'SULLIVAN (1-0)	VORHOF (0-2)	FERNANDEZ (1)	1,078	3:02
F. 26	MICHIGAN	W 4-3	GOOSSEN-BROWN (1-0)	VANCENA (0-1)	FERNANDEZ (2)	505	2:53
F. 27	at UC Irvine	L 4-9	GARCIA (1-0)	LAMBERT (0-1)		419	3:33
M. 4	at San Jose State*	W 7-2	PYATT (1-0)	MORALES (1-1)		361	2:40
M. 4	at San Jose State*	W 11-1	HILL (2-0)	ROSS (0-2)		361	2:41
M. 6	at Arizona	L 4-13	AGUILERA (2-0)	GOOSSEN-BROWN (1-1)		2,503	3:33
M. 9	AIR FORCE*	W 3-2	FERNANDEZ (2-1)	GILBERT (1-1)		707	2:44
M. 11	AIR FORCE*	L 3-7	HARGREAVES (1-3)	PYATT (1-1)		381	2:56
M. 11	AIR FORCE*	W 3-2	HILL (3-0)	HOLLOWAY (1-1)	FERNANDEZ (3)	801	2:50
M. 13	at San Diego	W 9-3	RITCHESON (1-1)	DONATELLA (1-1)		1,064	3:53
M. 16	at Cal Poly	W 9-7	FERNANDEZ (3-1)	ZILL (0-2)	FLORES (1)	1,150	3:30
M. 17	at Cal Poly	L 4-5	SCHNEIDER (2-3)	SCHMITT (0-1)		1,395	3:04
M. 18	at Cal Poly	W 3-2	HILL (4-0)	NELSON (2-2)	FERNANDEZ (4)	1,321	2:48
M. 20	CSU BAKERSFIELD	W 5-4	MARDUENO (2-0)	DEWSNAP (1-1)		655	2:58
M. 23	at UNLV*	L 3-4	ANDERSON (2-0)	ERICKSON (1-1)	MENENDEZ (7)	776	2:38
M. 24	at UNLV*	W 17-8	HILL (5-0)	HORN (2-1)		676	3:24
M. 25	at UNLV*	W 22-7	RITCHESON (2-1)	MADDUX (2-3)		886	3:36
M. 27	at Long Beach State	W 5-2	MARDUENO (3-0)	SEMINARIS (1-3)	FERNANDEZ (5)	1,954	3:41
M. 29	NEW MEXICO*	L 4-5	FERNANDEZ (3-2)	EMOND (3-1)	TRIPP (6)	545	3:31
M. 30	NEW MEXICO*	L 5-9	GARLEY (2-1)	PYATT (1-2)		743	3:42
M. 31	NEW MEXICO*	W 3-2	HILL (6-0)	DYE (2-4)	FERNANDEZ (6)	413	2:42
A. 2	WASHINGTON	W 6-4	ERICKSON (2-1)	EMANUELS (4-2)	SCHMITT (1)	609	2:50
A. 3	vs. Long Beach State~	W 5-1	PYATT (2-2)	SEMINARIS (1-4)		777	2:50
A. 6	at Air Force*	L 0-2	BIANCALANA (3-1)	HILL (6-1)	HOLLOWAY (1)	111	2:19
A. 7	at Air Force*	L 7-12	KELLEY (1-0)	FERNANDEZ (3-3)		111	3:04
A. 8	at Air Force*	W 15-11	MARDUENO (4-0)	MORTENSON (1-5)		101	3:12
A. 10	UC IRVINE	L 2-10	DENHOLM (2-4)	ERICKSON (2-2)		559	2:33
A. 13	CAL STATE FULLERTON	W 6-3	ERICKSON (2-2)	EASTMAN (4-3)	SCHMITT (2)	681	3:25
A. 14	CAL STATE FULLERTON	L 9-13	CONINE (1-0)	MARDUENO (4-1)		1,203	4:18
A. 15	CAL STATE FULLERTON	W 9-6	WINSTON (1-0)	QUEZADA (1-4)	SCHMITT (3)	1,203	3:42
A. 17	CSUN	W 3-2	MARDUENO (5-1)	SHENEFIELD (1-2)	SCHMITT (4)	311	3:00
A. 20	FRESNO STATE*	W 3-2	MARDUENO (6-1)	JENSEN (2-4)	SCHMITT (5)	459	3:21
A. 21	FRESNO STATE*	L 4-7	GONZALEZ (6-2)	HILL (6-2)		863	3:15
A. 22	FRESNO STATE*	W 7-0	FERNANDEZ (4-3)	ARIAS (4-1)		829	2:37
A. 24	at UC Riverside	W 19-1	GOOSSEN-BROWN (2-1)	NOONAN (1-2)		172	3:15
A. 27	UNLV*	W 1-0	PYATT (3-2)	STRONG (6-2)	SCHMITT (6)	785	2:28
A. 28	UNLV*	W 7-6	GOOSSEN-BROWN (3-1)	BOHALL (3-2)	HENSLEY (1)	489	3:22
A. 29	UNLV*	W 4-2	FERNANDEZ (5-3)	HORN (4-3)	SCHMITT (7)	795	2:50
M. 1	UC RIVERSIDE	W 8-6	GOOSSEN-BROWN (4-1)	BREIDENTHAL (1-1)	SCHMITT (8)	283	3:11
M. 4	at New Mexico*	W 11-5	PYATT (4-2)	SLATEN (2-8)	WINSTON (1)	675	3:10
M. 5	at New Mexico*	L 3-4	DYE (4-6)	GOOSSEN-BROWN (4-2)	TRIPP (8)	533	2:52
M. 6	at New Mexico*	W 7-3	FERNANDEZ (6-3)	GARLEY (2-3)	SCHMITT (9)	671	3:15
M. 11	SAN JOSE STATE*	L 2-3	SWEICH (3-3)	PYATT (4-3)	BONTA-SMITH (4)	451	3:16
M. 12	SAN JOSE STATE* (1)	W 2-1	GOOSSEN-BROWN (5-2)	MITCHEL (6-1)		331	2:18
M. 12	SAN JOSE STATE* (2)	W 16-4	HILL (7-2)	GOLDBERG (2-7)		791	3:18
M. 13	SAN JOSE STATE*	L 4-6 (10)	BONTA-SMITH (4-3)	ERICKSON (3-3)	CLAWSON (6)	489	3:23
M. 17	at Nevada*	6:00PM					
M. 18	at Nevada*	6:00PM					
M. 19	at Nevada*	12:00PM					
M. 24-27	Mountain West Tournament	TBA					
J. 1-4	NCAA Regionals	TBA					
J. 8-10	NCAA Super Regionals	TBA					
J. 16-27	NCAA College World Series	TBA					

2018 STATISTICS

Record: 35-17 Home: 22-10 Away: 12-7 Neutral: 1-0 Conference: 17-10

Player	avg	gp-gs	ab	r	h	2b	3b	hr	rbi	tb	slg%	bb	hp	so	gdp	ob%	sf	sh	sb-att	po	a	e	fld%	
21 VERDON, Jordan	.360	52-52	203	40	73	24	1	11	55	132	.650	17	5	29	4	.415	4	1	1-2	466	22	4	.992	
34 CALABUIG, Chase	.358	52-52	215	46	77	20	5	5	43	122	.567	20	2	27	3	.413	3	4	3-5	99	2	1	.990	
23 BIBLE, Chad	.337	50-47	181	34	61	11	2	9	39	103	.569	7	11	36	2	.397	0	0	2-6	0	0	0	.000	
1 ESCOBEDO, Julian	.330	51-49	182	44	60	13	1	2	23	81	.445	31	2	24	2	.429	2	2	2-4	137	1	0	1.000	
9 RUDICK, Matt	.326	51-49	193	38	63	4	3	0	17	73	.378	31	4	30	1	.428	1	6	4-9	76	2	2	.975	
22 HENSLEY, David	.311	51-51	209	36	65	12	1	3	28	88	.421	23	3	31	7	.382	3	6	5-7	74	172	16	.939	
25 NEVAREZ, Dean	.280	47-45	168	28	47	8	0	6	27	73	.435	24	3	36	1	.374	3	0	1-2	288	42	3	.991	
3 MAEKAWA, Jacob	.211	52-52	171	23	36	8	0	1	17	47	.275	12	8	37	1	.292	1	6	4-7	67	145	7	.968	

40 Ross, Sean	.333	11-3	18	3	6	1	0	0	2	7	.389	0	0	4	0	.333	0	0	0-0	10	1	0	1.000	
8 SCHMITT, Casey	.268	50-42	153	18	41	9	0	1	28	53	.346	8	1	21	4	.299	5	2	0-0	28	72	11	.901	
32 CHAPMAN, Denz'l	.250	14-4	16	6	4	0	1	0	3	6	.375	0	0	5	0	.250	0	1	1-1	9	0	1	.900	
41 MAYEAUX, Grant	.212	26-4	33	1	7	0	0	1	3	10	.303	3	0	4	2	.278	0	0	0-0	6	9	1	.938	
5 PARRA, Isaiah	.211	17-3	19	2	4	0	1	0	1	6	.316	3	0	5	2	.318	0	0	0-0	2	9	1	.917	
2 ORR, Ryan	.200	12-5	20	2	4	0	0	0	2	4	.200	1	1	5	0	.261	1	1	0-0	59	7	0	1.000	
18 FITZHUGH, Joe	.192	14-7	26	3	5	0	0	1	2	8	.308	1	1	4	2	.250	0	1	0-1	41	7	1	.980	
28 DEARTH, John	.071	9-3	14	0	1	0	0	0	0	1	.071	0	1	6	0	.133	0	0	0-0	16	0	0	1.000	
Totals	.304	52	1821	324	554	110	15	40	290	814	.447	181	42	304	31	.376	23	30	23-44	1391	544	54	.973	
Opponents	.248	52	1762	235	437	68	9	21	207	586	.333	182	47	414	41	.331	21	17	36-48	1348	503	69	.964	

LOB - Team (425), Opp (403). DPs turned - Team (51), Opp (40). TPs turned - Team (0), Opp (1). IBB - Team (8), ESCOBEDO 2, CALABUIG 2, NEVAREZ 2, VERDON 2, Opp (2). Picked off - CALABUIG 3, SCHMITT 2, BIBLE 1, PARRA 1.

(All games Sorted by Earned run avg)

Player	era	w-l	app	gs	cg	sho	sv	ip	h	r	er	bb	so	2b	3b	hr	b/avg	wp	hp	bks	sfa	sha		
48 GOOSSEN-BROWN,Just	3.13	5-2	17	9	1	0/0	1	54.2	55	26	19	14	38	3	1	3	.261	2	4	0	1	3		
38 ERICKSON, Jacob	3.28	3-3	23	4	0	0/1	0	57.2	57	26	21	8	51	8	1	1	.258	3	0	1	2	5		
39 HILL, Garrett	3.33	7-2	13	12	0	0/0	0	67.2	72	31	25	23	66	13	2	3	.274	5	3	1	0	1		
31 PYATT, Harrison	3.66	4-3	14	13	0	0/1	0	66.1	48	35	27	32	64	15	1	2	.199	10	13	1	3	1		

22 HENSLEY, David	0.00	0-0	5	0	0	0/0	1	6.0	1	0	0	1	4	0	0	0	.050	0	0	0	0	0		
8 SCHMITT, Casey	0.33	0-1	18	0	0	0/1	9	27.0	16	3	1	8	19	1	0	0	.168	3	2	0	0	2		
33 WINSTON, Christian	1.80	1-0	13	0	0	0/0	1	15.0	14	4	3	7	7	0	1	0	.250	1	1	1	1	0		
13 O'SULLIVAN, Casey	2.74	1-0	17	0	0	0/1	0	23.0	20	9	7	16	25	2	0	0	.227	10	3	1	2	0		
36 FLORES, Jacob	3.79	0-0	16	2	0	0/0	1	19.0	15	10	8	11	17	2	1	3	.217	5	3	0	3	0		
27 FERNANDEZ, Jorge	3.91	6-3	23	5	0	0/1	6	50.2	48	27	22	16	42	9	2	4	.242	5	3	0	2	2		
24 FLUMAN, Noah	4.09	0-0	8	0	0	0/0	0	11.0	12	5	5	5	10	1	0	1	.324	0	1	0	3	1		
15 BOYER, Logan	4.66	0-0	5	4	0	0/0	0	9.2	9	6	5	5	15	3	0	0	.237	1	2	0	0	0		
30 RITCHESON, Daniel	6.04	2-1	11	2	0	0/0	0	25.1	24	18	17	18	23	9	0	1	.250	7	5	0	0	0		
12 MARDUENO, Adrian	6.26	6-1	25	0	0	0/0	0	23.0	30	22	16	10	30	2	0	2	.326	6	3	0	3	2		
43 EDER, Clark	9.00	0-0	1	0	0	0/0	0	1.0	2	1	1	2	0	0	0	0	.500	0	0	0	1	0		
42 BROWN, Tre	9.00	0-0	2	0	0	0/0	0	1.0	3	2	1	0	0	0	0	0	.500	0	2	0	0	0		
20 LAMBERT, Ray	11.12	0-1	9	1	0	0/1	0	5.2	9	8	7	6	3	0	0	1	.360	1	2	0	0	0		
40 Ross, Sean	99.00	0-0	1	0	0	0/0	0	0.0	2	2	2	0	0	0	0	0	1.000	1	0	0	0	0		
Totals	3.61	35-17	52	52	1	2/2	19	463.2	437	235	186	182	414	68	9	21	.248	60	47	5	21	17		
Opponents	5.31	17-35	52	52	1	1/1	6	449.1	554	324	265	181	304	110	15	40	.304	45	42	7	23	30		

PB - Team (5), NEVAREZ 4, FITZHUGH 1, Opp (5). Pickoffs - Team (4), SCHMITT 1, PYATT 1, NEVAREZ 1, FERNANDEZ 1, Opp (7). SBA/ATT - NEVAREZ (25-32), GOOSSEN-BROW (8-11), FITZHUGH (7-9), PYATT (6-7), HILL, G. (5-7), ORR (4-6), BOYER (4-5), ERICKSON (3-4), MARDUENO (2-3), O'SULLIVAN (2-3), FERNANDEZ (2-3), RITCHESON (2-2), WINSTON (1-1), FLORES (1-1), FLUMAN (0-1).

2018 San Diego State Baseball

Individual Season/Career Summary for San Diego State (as of May 15, 2018)

(All games Sorted by Batting avg)

Record: 35-17 Home: 22-10 Away: 12-7 Neutral: 1-0 Conference: 17-10

Player	Avg	G-GS	AB	R	H	SEASON			RBI	BB	Hbp	SO	Sb-Att	Avg	G-GS	AB	R	H	CAREER			RBI	BB	Hbp	SO	Sb-Att
						2B	3B	HR											2B	3B	HR					
21 VERDON, Jordan	.360	52-52	203	40	73	24	11	55	17	5	29	1-2	.315	172-169	622	114	196	42	7	18	124	70	21	80	7-8	
34 CALABUIG, Chase	.358	52-52	215	46	77	20	5	43	20	2	27	3-5	.301	230-217	825	152	248	44	10	14	123	108	14	129	20-34	
23 BIBLE, Chad	.337	50-47	181	34	61	11	2	39	7	11	36	2-6	.335	57-52	203	34	68	13	2	9	41	8	12	43	2-6	
1 ESCOBEDO, Julian	.330	51-49	182	44	60	13	1	23	31	2	24	2-4	.295	94-74	275	58	81	13	3	2	29	38	4	37	11-13	
9 RUDICK, Matt	.326	51-49	193	38	63	4	3	0	17	31	4	4-9	.326	51-49	193	38	63	4	3	0	17	31	4	30	4-9	
22 HENSLEY, David	.311	51-51	209	36	65	12	1	3	28	23	3	5-7	.310	190-178	681	104	211	38	3	7	87	60	10	134	19-26	
25 NEVAREZ, Dean	.280	47-45	168	28	47	8	0	6	27	24	3	1-2	.277	133-113	426	76	118	21	2	17	75	48	8	98	1-4	
3 MAEKAWA, Jacob	.211	52-52	171	23	36	8	0	1	17	12	8	4-7	.218	75-55	193	28	42	9	0	1	20	12	8	42	4-7	
40 Ross, Sean	.333	11-3	18	3	6	1	0	0	2	0	4	0-0	.333	11-3	18	3	6	1	0	0	2	0	4	0-0		
8 SCHMITT, Casey	.268	50-42	153	18	41	9	0	1	28	8	1	0-0	.268	50-42	153	18	41	9	0	1	28	8	1	21	0-0	
32 CHAPMAN, Denzi	.250	14-4	16	6	4	0	1	0	3	0	5	1-1	.226	79-27	106	25	24	0	2	0	11	12	2	35	7-11	
41 MAYEAUX, Grant	.212	26-4	33	1	7	0	0	1	3	3	0	4-0	.212	26-4	33	1	7	0	0	1	3	3	0	4	0-0	
5 PARRA, Isaiah	.211	17-3	19	2	4	0	1	0	1	3	0	5-0	.211	17-3	19	2	4	0	1	0	1	3	0	5	0-0	
2 ORR, Ryan	.200	12-5	20	2	4	0	0	0	2	1	1	5-0	.219	37-16	64	8	14	2	0	0	6	3	3	13	1-2	
18 FITZHUGH, Joe	.192	14-7	26	3	5	0	0	1	2	1	1	4-0	.192	14-7	26	3	5	0	0	1	2	1	1	4	0-1	
28 DEARTH, John	.071	9-3	14	0	1	0	0	0	0	0	1	6-0	.071	9-3	14	0	1	0	0	0	0	0	1	6	0-0	
Totals	.304	52-52	1821	324	554	110	15	40	290	181	42	304	23-44	.248	52-52	1762	235	437	68	9	21	207	182	47	414	36-48

(All games Sorted by Earned run avg)

Player	ERA	W-L	App	GS	CG	Sho	SEASON			H	R	ER	BB	SO	ERA	W-L	App	GS	CG	Sho	CAREER			BB	SO	
							IP	H	R												IP	H	R			ER
48 GOOSSEN-BROWN, Ju	3.13	5-2	17	9	1	0	1	54.2	55	26	19	14	38	3.13	5-2	17	9	1	0	1	54.2	55	26	19	14	38
38 ERICKSON, Jacob	3.28	3-3	23	4	0	0	0	57.2	57	26	21	8	51	3.44	14-13	116	8	1	0	3	170.0	165	76	65	34	133
39 HILL, Garrett	3.33	7-2	13	12	0	0	0	67.2	72	31	25	23	66	3.33	7-2	13	12	0	0	0	67.2	72	31	25	23	66
31 PYATT, Harrison	3.66	4-3	14	13	0	0	0	66.1	48	35	27	32	64	4.78	8-11	53	29	0	0	0	169.1	172	109	90	70	150
22 HENSLEY, David	0.00	0-0	5	0	0	0	1	6.0	1	0	0	1	4	0.00	0-0	5	0	0	0	1	6.0	1	0	0	4	
8 SCHMITT, Casey	0.33	0-1	18	0	0	0	9	27.0	16	3	1	8	19	0.33	0-1	18	0	0	0	9	27.0	16	3	1	8	
33 WINSTON, Christian	1.80	1-0	13	0	0	0	1	15.0	14	4	3	7	7	1.80	1-0	13	0	0	0	1	15.0	14	4	3	7	
13 OSULLIVAN, Casey	2.74	1-0	17	0	0	0	0	23.0	20	9	7	16	25	2.74	1-0	17	0	0	0	0	23.0	20	9	7	16	
36 FLORES, Jacob	3.79	0-0	16	2	0	0	1	19.0	15	10	8	11	17	3.79	0-0	16	2	0	0	1	19.0	15	10	8	11	
27 FERNANDEZ, Jorge	3.91	6-3	23	5	0	0	6	50.2	48	27	22	16	42	3.36	9-4	46	10	0	0	8	99.0	92	43	37	35	
24 FLUMAN, Noah	4.09	0-0	8	0	0	0	0	11.0	12	5	5	5	10	4.09	0-0	8	0	0	0	0	11.0	12	5	5	10	
15 BOYER, Logan	4.66	0-0	5	4	0	0	0	9.2	9	6	5	5	15	2.86	1-0	15	5	0	0	0	22.0	14	8	7	11	
30 RITCHESON, Daniel	6.04	2-1	11	2	0	0	0	25.1	24	18	17	18	23	6.04	2-1	11	2	0	0	0	25.1	24	18	17	18	
12 MARDUENO, Adrian	6.26	6-1	25	0	0	0	0	23.0	30	22	16	10	30	5.44	7-2	50	0	0	0	0	44.2	52	33	27	23	
42 BROWN, Tre	9.00	0-0	2	0	0	0	0	1.0	3	2	1	0	0	4.50	0-0	4	0	0	0	0	2.0	3	2	1	2	
43 EDER, Clark	9.00	0-0	1	0	0	0	0	1.0	2	1	1	2	0	9.00	0-0	1	0	0	0	0	1.0	2	1	1	2	
20 LAMBERT, Ray	11.12	0-1	9	1	0	0	0	5.2	9	8	7	6	3	7.66	0-2	21	5	0	0	0	24.2	32	22	21	15	
40 Ross, Sean	99.00	0-0	1	0	0	0	0	0.0	2	2	2	0	0	99.00	0-0	1	0	0	0	0	0.0	2	2	2	0	
Totals	3.61	35-17	52	52	1	2	19	463.2	437	235	186	182	414	5.31	17-35	52	52	1	1	6	449.1	554	324	265	181	304
Opponents	5.31	17-35	52	52	1	1	6	449.1	554	324	265	181	304	5.31	17-35	52	52	1	1	6	449.1	554	324	265	181	304

Miscellaneous Stats for San Diego State (as of May 15, 2018)
(All games)

Multiple Hit Games	2	3	4	5+	Total
34 CALABUIG, Chase	17	8	1	-	26
21 VERDON, Jordan	13	7	-	1	21
9 RUDICK, Matt	14	6	-	-	20
23 BIBLE, Chad	11	6	1	-	18
1 ESCOBEDO, Julian	14	2	2	-	18
22 HENSLEY, David	9	5	3	-	17
8 SCHMITT, Casey	8	2	1	-	11
25 NEVAREZ, Dean	7	3	-	-	10
3 MAEKAWA, Jacob	4	2	-	-	6
40 Ross, Sean	2	-	-	-	2
32 CHAPMAN, Denz'l	1	-	-	-	1
18 FITZHUGH, Joe	1	-	-	-	1
TEAM	101	41	8	1	151

Multiple RBI Games	2	3	4	5+	Total
21 VERDON, Jordan	5	6	2	1	14
23 BIBLE, Chad	10	2	1	-	13
34 CALABUIG, Chase	9	1	1	-	11
25 NEVAREZ, Dean	7	-	-	-	7
8 SCHMITT, Casey	3	2	1	-	6
22 HENSLEY, David	-	3	1	1	5
3 MAEKAWA, Jacob	5	-	-	-	5
9 RUDICK, Matt	3	1	-	-	4
1 ESCOBEDO, Julian	1	2	1	-	4
TEAM	43	17	7	2	69

Hitting Streaks	Longest	Current
1 ESCOBEDO, Julian	12	1
34 CALABUIG, Chase	12	11
21 VERDON, Jordan	10	2
22 HENSLEY, David	10	-
25 NEVAREZ, Dean	9	1
9 RUDICK, Matt	9	2
23 BIBLE, Chad	6	6
8 SCHMITT, Casey	5	3
3 MAEKAWA, Jacob	5	5
40 Ross, Sean	2	2
41 MAYEAUX, Grant	2	1
2 ORR, Ryan	2	1
5 PARRA, Isaiah	2	2
32 CHAPMAN, Denz'l	2	1
18 FITZHUGH, Joe	1	-
28 DEARTH, John	1	-

Reached Base Streaks	Longest	Current
22 HENSLEY, David	29	-
34 CALABUIG, Chase	22	22
21 VERDON, Jordan	21	10
1 ESCOBEDO, Julian	18	16
9 RUDICK, Matt	15	7
8 SCHMITT, Casey	12	12
23 BIBLE, Chad	11	10
25 NEVAREZ, Dean	10	7
3 MAEKAWA, Jacob	7	5
5 PARRA, Isaiah	3	3
41 MAYEAUX, Grant	3	1
40 Ross, Sean	2	2
2 ORR, Ryan	2	1
32 CHAPMAN, Denz'l	2	1
18 FITZHUGH, Joe	2	-
28 DEARTH, John	1	-

2018 TV/RADIO ROSTER



#1 JULIAN
ESCOBEDO



#2 RYAN
ORR




#3 JACOB
MAEKAWA



#8 CASEY
SCHMITT



#9 MATT
RUDICK



#10 NICHOLAS
ISRAEL




#12 ADRIAN
MARDUENO



#13 CASEY
O'SULLIVAN



#14 SPENCER
WESTON



#15 LOGAN
BOYER



#18 JOE
FITZHUGH



#20 RAY
LAMBERT



#21 JORDAN
VERDON



#22 DAVID
HENSLEY




#23 CHAD
BIBLE



#24 NOAH
FLUMAN



#25 DEAN
NEVAREZ



#27 JORGE
FERNANDEZ



#28 JOHN
DEARTH



#29 TRAVIS
WESTON



#30 DANIEL
RITCHESON



#31 HARRISON
PYATT



#32 DENZ'L
CHAPMAN



#33 CHRISTIAN
WINSTON



#34 CHASE
CALABUIG



#36 JACOB
FLORES



#38 JACOB
ERICKSON



#39 GARRETT
HILL



#40 SEAN
ROSS



#41 GRANT
MAYEAUX



#42 TRE
BROWN



#43 CLARK
EDER




#48 JUSTIN
GOOSSEN-BROWN



HC MARK
MARTINEZ



PC/AC SAM
PERAZA



AC/RC JOE
OLIVEIRA



VAC DANNY
BENEDETTI