

Aztec Basketball

GAME **16**



San Diego State (10-5/0-1)
at Utah (11-3/1-0)

SDSU Schedule/Results

Red Raider Classic (Lubbock, Texas)

N.16	vs. Northern Iowa W, 71-57
N.17	at Texas Tech L, 71-81
N.21	Norfolk State W, 78-71
N.24	at New Mexico State L, 79-94
N.27	UC San Diego W, 98-53
D.1	Cal State Northridge W, 80-70
D.5	at San Diego L, 67-72
D.8	(21/16) Fresno State W, 93-78
D.14	at Hawaii W, 61-58
D.20	Eastern Washington W, 86-58
D.29	at (1/1) Duke L, 79-92
D.31	Columbia W, 75-59
J.2	IPFW W, 90-72
J.8	at Texas A&M-Corpus Christi W, 82-79
J.12	at Brigham Young* L, 64-75
J.14	at Utah* 6:00 p.m.
J.19	Colorado State* 7:35 p.m.
J.21	Wyoming* 9:00 p.m.
J.26	UNLV* 7:35 p.m.
J.29	Houston 7:35 p.m.
F.2	at New Mexico* 6:05 p.m.
F.4	at Air Force* 6:05 p.m.
F.9	Utah* 3:00 p.m.
F.11	Brigham Young* 7:35 p.m.
F.16	at Colorado State* 6:00 p.m.
F.18	at Wyoming* 6:00 p.m.
F.23	at UNLV* 7:35 p.m.
F.28	New Mexico* 8:05 p.m.
M.2	Air Force* 6:35 p.m.

Mountain West Tournament (Las Vegas, Nev.)
M.7-9 at Thomas & Mack Center

A Look Ahead: Game 16

vs. Colorado St. (8-7/0-1)

Saturday, January 19, 2002

7:35 p.m. PST

Cox Arena at Aztec Bowl (12,414)

Salt Lake City, Utah

Television: Channel 4 San Diego. Chris Marlowe (play-by-play) and John Kentera (analyst).

Radio: XTRA AM-690 in San Diego.

The Series: Colorado State leads the all-time series by a 30-13 margin. The Aztecs snapped a six-game slide against the Rams with a 78-73 victory in the regular-season finale last season. Although Colorado State has won 18 of the last 21 meetings between the teams, the series in San Diego is tied, 11-11.

Aztecs Look for Beehive State Split; Play final Road Game of the Month on Monday at Utah

San Diego State (10-5/0-1 Mountain West Conference), looks to rebound from its first loss of the new year against 2001 Mountain West Conference tri-champion Utah (11-3/1-0) on Monday evening at the Jon. M. Huntsman Center in Salt Lake City.

On Saturday, the Aztecs had a three-game winning streak snapped in a 75-64 defeat at Brigham Young. Senior forward Randy Holcomb recorded his third consecutive double-double and the ninth of the season with a game-high 21 points and 11 rebounds. It was just the second loss in the last eight games for the Aztecs, which lost to unranked foe for the first time since Dec. 5th.

Brigham Young led 39-32 at intermission and expanded the lead to 17 at 54-37 with 12:04 left. The Aztecs used a 15-5 run to close the gap and pulled to within four points with 3:18 to play, but could get no closer.

It is the third consecutive road game for the Aztecs, which will play another road contest until February. Following the game the Aztecs open a four-game homestand against Colorado State on Saturday. This is also the second meeting for the Aztecs against one of the 2001 Mountain West Conference regular season tri-champions. San Diego State will play all three teams that tied for the league title in its first four conference games of the season.

Utah won its eighth straight game Saturday with an 86-63 victory over UNLV at the Huntsman Center. The Utes won for the ninth time in 10 home games this season and extended their NCAA best home court conference win streak to 45 with the win over the Rebels.

Utah, which leads the series 40-8, has won 12 straight over the Aztecs and 21 of the last 22 meetings between the teams. San Diego State's last win in the series was a 76-73 decision at Peterson Gym on Jan. 22, 1994. Utah has won 23 of the 24 games in Salt Lake City, including 19 straight. The Aztecs lone win in the Olympic city came on Feb. 25, 1982 by a 74-72 count.

On the Line

► San Diego State has responded to its last seven defeats by winning the next contest. The Aztecs average margin of victory in the game following its last seven losses has been 18.0 points.

► The Aztecs have gone 21 games without losing two in a row. That is the longest stretch of games without dropping two in a row since the Aztecs went 35 straight games without consecutive defeats from Dec. 19, 1977 to Jan. 12, 1979.

► The Aztecs average margin of victory in the game following its last seven losses has been 18.0 points.

► Senior forward Randy Holcomb leads the Mountain West Conference in both scoring (18.3) and rebounding (9.9). A native of Chicago, Ill., Holcomb is tied for 20th nationally in rebounds per game and has recorded double-doubles in three straight games.

► For the seven seasons from 1993-94 to 1998-99, San Diego State had an average RPI of 190. Last season, the Aztecs jumped to 154 in the final RPI and this season, as of Sunday, San Diego State was 47 in the RPI.

► Through Saturday's games, San Diego State ranked 14th nationally in field goal percentage at 48.8 percent (Villanova leads the nation at 51.3 percent). The Aztecs have shot better than 50 percent from the floor in four of the last six games.

Monday, January 14, 2002

7:00 p.m. MST/6:00 p.m. PST

Huntsman Center (15,000)

Salt Lake City, Utah

Tip Time: 7:xx p.m. MST

Television: Channel 4 San Diego. Chris Marlowe (play-by-play) and John Kentera (analyst).

Radio: XTRA AM-690 in San Diego. Jim Stone (play-by-play) and Dave Marcus (producer).

The Records: San Diego State is 10-5 after losing for just the second time in eight games, a 75-64 loss at Brigham Young on Saturday. Utah improved to 11-3 overall, winning for the eighth straight time, an 86-63 win over UNLV on Saturday.

SDSU Coach Steve Fisher: Fisher (Illinois State '67) is in his third season at San Diego State with a record of 29-42. Now in his 11th full season he has amassed a 213-124 mark. Fisher led Michigan to the 1989 national championship and made three trips to the national championship game in his eight full seasons in Ann Arbor. The 1991-92 national coach of the year led the Aztecs to a 14-14 mark last year.

Utah Coach Rick Majerus: Majerus (Marquette '70) is in his 13th season at Utah and 18th season as a head coach. He is 273-76 at the helm of the Utes and has compiled a 372-128 career mark. Majerus and the Utes advanced to the national championship game in 1998.

The Series: Utah and San Diego State are playing for the 49th time, with the Utes owning a 40-8 series advantage. Utah has won 12 straight in the series with the Aztecs last victory over Utah coming on Jan. 22, 1994. Utah has won 23 of the 24 games when the Utes are the home team. The Aztecs lone victory in Salt Lake City was on Feb. 25, 1982, a 74-72 win.

Week-At-A-Glance

Friday, January 11

8:45 a.m. SDSU Practice at Cox Arena

1:05 p.m. Flight to Salt Lake City

5:30 p.m. Arrive in Provo

Saturday, January 12

10:30 a.m. SDSU Practice - CLOSED

4:00 p.m. SDSU at BYU

after game Depart for Salt Lake City

Sunday, January 13

11:00 a.m. SDSU Practice - CLOSED

Monday, January 14

3:00 p.m. SDSU Practice - CLOSED

7:00 p.m. SDSU at Utah

Times local to site.

► **NOTE OF THE WEEK:** Senior forward Randy Holcomb leads the Mountain West Conference in both scoring (18.1) and rebounding (9.9) and has three double-doubles in his last four games.



SDSU Quick Facts

Location	San Diego, CA 92182
Founded	1897
Symbol	Aztecs
Colors	Scarlet (PMS 185) and Black
President	Dr. Stephen L. Weber
Exec. Director of Athletics	Rick Bay
SDSU Ticket Office	(619) 283-SDSU

SDSU and Utah Contact Information

SDSU MBB SID	Mike May
Office Phone	(619) 594-5342
Cell Phone	(619) 957-8372
Home Phone	(619) 265-2375
E-mail	mmay@mail.sdsu.edu
SDSU SID Fax	(619) 582-6541
SDSU Website	goaztecs.com

Utah MBB SID	Mike Lageschulte
Office Phone	(801) 587-9162
Home Phone	(801) 582-1781
E-mail	mlageschulte@huntsman.utah.edu
Utah SID Fax	(801) 581-6657
Utah Website	utahutes.com

Brigham Young Snaps Aztecs Three-Game Win Streak, 75-64

Utah held San Diego State to a season-low 36.8 percent field goal shooting and connected on 26-of-35 free throw attempts to claim a 75-64 victory in the opening Mountain West Conference game for both teams.

The Cougars had four players score in double figures in extending their home winning streak to 29 games. Travis Hansen led the way with 19 points, including three three-point field goals.

The Aztecs were led for the sixth consecutive game by forward Randy Holcomb. The senior scored a game-high 21 points and added 11 rebounds to record a double-double for the third consecutive game. Junior center Mike Mackell connected on 11-of-12 free throws en route to 15 points and senior guard Al Faux added 14 points.

The Cougars led 39-32 at intermission and extended the lead to 54-37 with 12:04 left. San Diego State responded with a 13-2 run and eventually chiseled the lead down to four points with 3:18 to play. San Diego State had the ball with a chance to pull closer, but an Aztec turnover followed by a four straight Cougar points iced the game for Brigham Young.

San Diego State enjoyed a 44-28 edge in rebounds but were not able to overcome a cold shooting night.

Brigham Young Postgame Notes

- San Diego State, which entered the contest ranked 12th nationally in field goal percentage, shot a season-low 36.8 percent from the field. However, the Aztecs did connect on a season-best 82.6 percent of its free throw attempts (19-of-23).
- The Aztecs had a three-game win streak snapped and lost for the first time since Dec. 29. The Aztecs lost to an unranked team for the first time since Dec. 5.
- Randy Holcomb followed up his career-high tying 30-point performance with a game-high 21 points and 11 rebounds. It was his third consecutive double-double, the ninth of the season and the 15th of his career.
- Senior guard Al Faux scored 14 points to continue his streak of double-digit scoring games. Faux has scored in double figures all 11 games this season and 13 straight dating back to last season. Faux, who leads the team in scoring at 18.4 ppg, would lead the league in scoring if he was eligible. Players must participate in 75 percent of the teams games to be eligible for conference leaders. Faux will become eligible for the conference stats following the Utah game.
- Mike Mackell scored made 11-of-12 free throws en route to 15 points. It was the sixth double-figure scor-

► Brigham Young 75, San Diego St. 64

Game 15 • Jan. 12 • Marriott Center • Provo, Utah

San Diego State	FG	3FG	FT	R	F	TP	A	T	B	S	MP
Smith	f	2-3	0-0	0-0	6	4	4	2	2	0	24
Holcomb	f	10-14	0-1	1-2	11	4	21	0	6	0	35
Mackell	c	2-6	0-0	11-12	6	5	15	1	0	0	26
Bland	g	0-10	0-0	2-2	2	1	2	1	1	2	0
Faux	g	5-18	2-5	2-3	3	3	14	3	3	0	32
Johnson		0-0	0-0	0-0	0	0	0	0	0	0	1
Moore		1-2	1-2	0-0	1	2	3	1	0	0	19
Walton		0-1	0-0	1-2	2	2	1	2	0	0	11
Kovacic		0-1	0-1	0-0	0	0	0	0	0	0	2
Epps		0-0	0-0	0-0	1	0	0	0	0	0	5
Sanders		1-2	0-0	2-2	2	4	4	0	1	0	1
TOTALS		21-57	3-9	19-23	44	26	64	10	13	2	200
Percentages		36.8	33.3	82.6							

Brigham Young	FG	3FG	FT	R	F	TP	A	T	B	S	MP
Bigelow	f	5-13	1-6	2-2	1	3	13	2	2	0	1
Nielsen	f	3-5	0-0	5-6	3	4	11	1	0	1	23
Jensen	c	4-6	0-0	9-12	2	5	17	0	1	0	1
Hansen	g	5-10	3-4	6-9	2	3	19	2	1	1	1
Montague	g	2-5	1-2	3-4	8	1	8	6	3	0	3
Bobik		0-5	0-3	0-0	2	1	0	0	1	1	0
Balderson		0-0	0-0	0-0	0	0	0	0	0	0	1
Jepsen		3-4	0-1	1-2	2	2	7	0	0	1	0
Carlisle		0-1	0-0	0-0	4	1	0	1	0	0	8
TOTALS		22-49	5-16	26-35	28	20	75	12	8	4	200
Percentages		34.9	31.3	74.3							

OFFICIALS: Jim Stupin, Bill Gracey, Milt Stowe

ATTENDANCE: 19,411

SCORE BY PERIODS:	1st	2nd	TOTAL
San Diego State	32	32	- 64
Texas A&M-Corpus Christi	39	36	- 75

Aztecs At-A-Glance

No.	Name (Career G/GS)	Pos.	Ht.	Wt.	Cl.	PPG	RPG	Misc.	Note	^ - Indicates walk-on; Probable Starters Shaded
0	Tommy Johnson (13/0)	G	6-4	184	Fr.	2.6	1.2	37.5 3FG Pct.	Made 11 of last 19 FGs after connecting on just one of his first 10	
1	Deandre Moore (69/40)	G	5-10	195	Jr.	2.1	2.3	2.9 apg	3rd on team in assists; Played 22 minutes vs. TA&M-CC, most since 12/5	
2	Brandon Smith (93/47)	G/F	6-7	215	Sr.	5.1	1.9	3.6 apg	Last 5 games: 6.8 ppg, 4.0 apg, 3.8 rpg, 13-of-20 FGs, 8-of-10 FTs	
3	Chris Walton (43/2)	F	6-9	228	So.	3.6	3.5	0.9 apg	Had best collegiate game vs. IPFW: 12 pts., 10 rebs., 23 mins.	
4	Tony Bland (79/48)	G	6-5	192	Jr.	17.8	3.3	4.3 apg	Named MWC PoW on Dec. 3; Seven 20-point scoring games this season	
5	Al Faux ^ (39/23)	G	6-2	178	Sr.	18.8	4.1	2.0 apg	MWC Player of the Week on Dec. 10; 13 straight 10+ scoring gms.	
10	Karlo Kovacic (38/11)	G	6-5	196	Sr.	3.7	0.6	0.8 apg	vs. IPFW: five points, season-high 3 assists in 10 minutes	
20	Trimaine Davis (0/0)	F	6-7	212	Fr.	--	--	--	REDSHIRT CANDIDATE. Talented freshman who has yet to play	
21	Steve Sir (0/0)	G	6-6	192	Fr.	--	--	--	REDSHIRT CANDIDATE. Walk-on sharpshooter from Minnesota	
23	Randy Holcomb (743/43)	F	6-9	222	Sr.	18.1	9.9	1.8 apg	Has 10+ points in 40-of-43 games at SDSU; 15 career double-doubles	
30	Mike Mackell (14/12)	C	6-9	241	Jr.	8.6	3.7	54.5 FG Pct.	'01 California junior college player of the year; Made 15 of last 16 FTs	
31	Andre Torres ^ (12/0)	G	5-9	170	Jr.	--	--	--	REDSHIRT CANDIDATE. Walk-on guard who may redshirt	
32	Ben Wardrop ^ (12/0)	G	6-2	185	So.	0.8	0.8	0.2 apg	Walk-on with tremendous work ethic; Hit a trey at the buzzer vs. EWU	
33	Myron Epps (94/81)	F	6-6	221	Sr.	3.6	3.1	16-19 FTs	Has 1,061 career points for 13th place in SDSU history	
34	Aerick Sanders (30/0)	F	6-8	198	So.	3.6	4.1	0.6 bpg	Has 55 rebounds in 180 minutes this season; Per 40 minute avg.: 12.2 reb.	
40	Markee White (0/0)	F	6-7	184	Fr.	--	--	--	REDSHIRT CANDIDATE. Gaining valuable experience for future	

Head Coach: Steve Fisher (Illinois State, 1967) • 212-124 (11th full season overall) • 28-42 (third season at SDSU)

Assistant Head Coach: Brian Dutcher (Minnesota, 1982)

Assistant Coaches: Marvin Menzies (UCLA, 1986), Jim Tomey (Michigan, 1981)

Director of Operations: Gregg Gottlieb (UCLA, 1995)

Athletic Trainer: Mark Haines (Metropolitan State College, 1987)

Utah Roster (11-3)

No.	Name	Pos.	Ht.	Wt.	Cl.	PPG	RPG	Hometown	Probable Starters ◀
3	Martin Osimani	G	6-3	203	Fr.	1.3	1.3	Montevideo, Uruguay	
11	Travis Spivey ◀	G	6-1	212	Sr.	5.7	3.4	Myrtle Beach, S.C.	
13	Cameron Koford	C	6-11	230	Jr.	2.2	1.7	Plain City, Utah	
15	Nick Jacobson ◀	G	6-4	198	So.	15.3	2.2	Fargo, N.D.	
21	Trace Caton	G/F	6-5	214	Jr.	4.4	2.4	Alamosa, Colo.	
31	Britton Johnson ◀	F	6-9	213	Jr.	10.9	4.9	Murray, Utah	
32	Eric Osmundson	G	6-3	196	Fr.	2.4	0.9	Carlsbad, Calif.	
34	Chris Burgess	C/F	6-10	240	Sr.	13.2	7.2	Irvine, Calif.	
35	Jeff Johnsen ◀	F	6-4	204	Sr.	9.1	3.1	Murray, Utah	
40	Phil Cullen	F/C	6-9	221	Sr.	5.7	2.6	Chelan, Wash.	
41	Lance Allred ◀	C	6-10	239	So.	3.1	1.6	Salt Lake City, Utah	

Head Coach: Rick Majerus

Assistant Coaches: Dick Hunsaker, Jeff Strohm, Kerry Rupp

ing game this season for the junior center. It was his first double-figure effort since scoring 16 points against Eastern Washington on Dec. 20.

▶ The Brigham Young game marked just the third time in 15 games this season that the Aztecs have been outscored in the second half (at San Diego and at Duke).

SDSU vs. Utah Series

Series Utah, 40-8

Streak Utah, 12

In San Diego Utah, 15-6

Home Streak Utah, 5

In Salt Lake Utah, 23-1

Away Streak Utah, 19

Neutral Utah, 2-1

Neutral Streak Utah, 2

The Big Note: Utah's 76-63 victory in San Diego in the last game between the teams marked the smallest margin of victory for the Utes in the series since an eight-point win on Jan. 15, 1996.

Coach Breakdown

Fisher v. Utah 2-4

Majerus v. SDSU 18-1

Know Thy Enemy: About Utah

Location: Salt Lake City, Utah
Founded: 1850
Enrollment: 25,391
President: Dr. J. Bernard Macchen
Nickname: Utes
Colors: Crimson and White
Arena: Huntsman Center (15,000)

About the Utes

For the second consecutive game, San Diego State battles one of the three 2000-01 regular-season Mountain West Conference tri-champions. Utah is 11-3 on the season and has won eight consecutive games.

The Utes have won 45 consecutive conference home games and are 8-1 at the Huntsman Center this season.

Three Utah players are averaging in double figures led by Nick Jacobson. Jacobson is averaging 15.3 points. Joining him in double figures is Chris Burgess (13.2 points and 7.2 rebounds) and Britton Johnson (10.9 points and 4.9 rebounds).

The Utes are holding opponents to 59.9 points per contest.

SDSU-Utah Series History

This is the 49th meeting between the teams, with Utah owning a 40-8 series advantage. The Utes have won 12 straight in the series and 21 of the last 22 games with the Aztecs. San Diego State's last win in the series came at Peterson Gym when SDSU posted a 76-73 win.

Utah has a decisive edge in Salt Lake City, having won 23 of the 24 games played in the Olympic city. San Diego State's lone victory at Utah came on Feb. 25, 1982, a 74-72 victory. Utah's last 15 home wins over San Diego State have been by an average of 18.7 points per game. The Utes have won nine consecutive home games in the series by double digits.

Last season, Utah swept the series, claiming a 58-39 at the Huntsman Center on Jan. 15, 2001 and winning 76-63 at Cox Arena on Feb. 10, 2001. In Salt Lake City, Utah held the Aztecs to season lows in points (39), field goals (12) and field goal percentage (31.6). The Utes enjoyed a 39-28 edge on the boards. Randy Holcomb was the only Aztec to score in double figures, posting a double-double with 12 points and 10 rebounds.

In San Diego, Utah claimed a 13-point win, its smallest victory in the series since an eight-point game on Jan. 15, 1996. Al Faux led the Aztecs with 12 points while Randy Holcomb (11), Deandre Moore (10) and Myron Epps (10) also scored in double figures.



Stat Comparison

Category	SDSU	Utah
Record	10-5	11-3
Points Per Game	78.3	69.4
Opponent PPG	71.3	59.9
Field Goal Pct.	48.8	47.8
Opp. Field Goal Pct.	41.5	43.0
3-Pt. FG Per game	4.7	7.9
3-Pt. FG Pct.	35.4	42.3
Opp. 3-Pt. FG Pct.	30.6	30.5
FT Percentage	65.7	71.3
Rebound Margin	+5.1	+3.4
Turnover Margin	-0.8	+0.4

Mountain West Conf.

Standings through Sun., Jan. 13

Team	Conference		Overall	
	W	L	W	L
Wyoming	2	0	11	4
BYU	1	0	11	3
Utah	1	0	11	3
New Mexico	0	0	10	4
UNLV	1	2	8	6
San Diego State ◀	0	1	10	5
Colorado State	0	1	8	7
Air Force	0	1	6	7

Results/Upcoming Games

Saturday, Jan. 12

at Utah 86, UNLV 63

at Brigham Young 75, SDSU 64

at Wyoming 95, Colorado State 72

Monday, Jan. 14

San Diego State at Utah, 6 p.m.

Air Force at New Mexico, 9 p.m.

Tuesday, Jan. 15

UNLV at Brigham Young, 6 p.m.

Saturday, Jan. 19

Brigham Young at New Mexico, noon

Utah at Air Force, 2:05 p.m.

Colorado State at SDSU, 7:35 p.m.

All games are PST.



Inside the Ratings

Previous Year-End Ratings

Season	Sagarin	RPI
1993-1994		183
1994-1995		218
1995-1996		170
1996-1997		198
1997-1998		160
1998-1999	278	284
1999-2000	273	264
2000-2001	143	154

2000-01 Season

Date	Sagarin	RPI
Preseason	262	-
Nov. 20	258	-
Nov. 27	130	142-T
Dec. 4	133	100
Dec. 11	150	216
Dec. 18	111	140
Dec. 20	112	134
Dec. 27	114	152
Jan. 1	93	109
Jan. 8	92	119
Jan. 15	119	119
Jan. 22	143	131
Jan. 29	133	161
Feb. 5	135	155
Feb. 12	153	172
Feb. 19	149	172
Feb. 26	138	156
Feb. 28	136	153
Mar. 4	137	143
Mar. 6	137	143
Final	143	154

2001-02 Season

Date	Sagarin	RPI
Preseason	203	-
Nov. 19	150	-
Nov. 26	188	102
Dec. 3	158	119
Dec. 10	106	116
Dec. 17	78	72
Dec. 24	59	65
Dec. 31	51	53
Jan. 7	47	38
Jan. 14	58	50

One-Two-Three

San Diego State features one of the highest scoring trios in all the country. Senior forward Randy Holcomb, junior guard Tony Bland and senior guard Al Faux have combined to average 53.4 points per contest. At least one of the three has led the Aztecs in scoring in all 15 games this season and the trio has combined to produce 62.0 percent of the offense this season. That is even more impressive considering that Al Faux missed the first four games of the season.

The Aztecs currently have two of the top four scorers in the Mountain West Conference in Randy Holcomb (18.3) and Tony Bland (16.7). Al Faux, who actually leads the Aztecs in scoring at 18.4 ppg, would lead the league had he played in at least 75 percent of SDSU's games this season, essentially giving San Diego State the top three scorers in the Mountain West Conference. Faux will become eligible following Monday's game at Utah.

Holcomb Tops Mountain West Scoring and Rebounding Charts

San Diego State senior forward Randy Holcomb currently leads the Mountain West Conference in both scoring (18.3) and rebounding (9.9). He also is first in defensive rebounding, third in offensive rebounding, fifth in blocked shots and sixth in field goal percentage.

A native of Chicago, Ill., Holcomb has posted a league best nine double-doubles this season, increasing his career total to 15. He has recorded double-doubles in three straight games and has four in his last five outings. His nine double-doubles this season rank among the top 10 nationally.

The senior has played great of late. In the last eight games, during which the Aztecs have posted a 6-2 mark with losses at top-ranked Duke and at Brigham Young, Holcomb is averaging 20.8 points, 10.9 rebounds, 1.9 assists, 1.3 blocks, while connecting on 62.4 percent of his field-goal attempts (68-of-109).

Holcomb, a two-time winner of the Mountain West Conference player of the week award last season, has been the Aztec nominee for the award each of the past four weeks.

The Great Turnaround: Fisher and Company Place Aztec Program on the Map

Under third-year coach Steve Fisher, the Aztecs continue to take great strides. Last season the Aztecs posted a 14-14 record, just the second .500 or better campaign in the past 16 seasons. As if going from 5-23 in 1999-00 to 14-14 in 2000-01 wasn't enough, this season the turnaround continues. Below is a look inside the nation's top turnaround.

► San Diego State, had the eighth-largest turnaround nationally last season according to the Sagarin Ratings, going from a preseason ranking of 262 to 143 in the final ranking. This season the Aztecs are showing that last season was no fluke, making the second biggest improvement to date from a preseason position of 203 to a position of 49 (through January 4). That is an improvement of 154 positions.

► Sagarin is not the only computer formula that believes in the Aztecs. The RPI shows the improvement of the Aztec program. For the seven seasons from 1993-94 to 1998-99, San Diego State had an average RPI of 190. Last season, the Aztecs jumped to 154 in the final RPI and this season, as of Saturday, San Diego State was 47 in the RPI ahead of traditional programs such as Missouri (53), Tulsa (56), Michigan State (60), Purdue (74), Georgetown (79), UNLV (97), North Carolina (106), Iowa State (131) and Michigan (132).

► After going 1-28 in its previous 29 games against nationally-ranked competition, the Aztecs defeated 21st-ranked Fresno State, 93-78, handing the Bulldogs their worst loss of the season at that point. The Aztecs also snapped a 10-game losing streak to the Bulldogs.

► For the first time in 30 years and 31 seasons, San Diego State defeated both Fresno State and Hawai'i in the same season. Both the Bulldogs and the Rainbow Warriors are members of the Western Athletic Conference, the league the Aztecs called home from 1978-79 season to 1998-99.

► After finishing no better than sixth place in a conference (Western Athletic or Mountain West) since the 1984-85 campaign and having an average finish of 7.7 in the last 16 seasons, the Mountain West Conference

The Enemy Camp

AP	Coaches	RPI	Sagarin	Team	Overall	Conference	Conference Affiliation	SDSU Won game ◀
--	--	61	74	Northern Iowa ◀	8-4	3-0	Missouri Valley	
arv	--	8	16	Texas Tech	12-1	1-0	Big 12	
--	--	253	258	Norfolk State ◀	3-10	2-1	Mid-Eastern Athletic	
--	--	82	92	New Mexico State	9-6	3-1	Sun Belt	
--	--	--	--	UC San Diego ◀	4-7	1-3	Division II/CCAA	
--	--	210	235	Cal State Northridge ◀	3-9	2-1	Big West	
--	--	90	79	San Diego	8-5	0-0	West Coast	
arv	arv	31	44	Fresno State ◀	11-5	3-1	Western Athletic	
--	--	54	71	Hawai'i ◀	13-2	4-0	Western Athletic	
--	--	176	171	Eastern Washington ◀	6-8	0-0	Big Sky	
1	1	3	1	Duke	12-0	1-0	Atlantic Coast	
--	--	134	157	Columbia ◀	7-6	0-0	Ivy	
--	--	--	290	IPFW ◀	0-13	--	Independent	
--	--	289	283	Texas A&M-CC ◀	5-8	--	Independent	
--	--	122	138	Houston	6-6	0-1	Conference USA	

Totals (does not include 4-9 vs. SDSU) 103-81 (.560)

All records and rankings through games of Saturday, January 5.

2001-02

Most Improved Teams

(Based on the Sagarin Ratings)

Team	+/-
1. Cal Poly	+165
2. San Diego State	+154
3. Texas-Pan American	+153
4. Fla. Atlantic	+138
5. Columbia	+135
UNC Greensboro	+135
7. North Texas	+133
8. Ark.-Little Rock	+129
9. Texas Tech	+127
UC Santa Barbara	+127

Rating compares the '01-02 Sagarin preseason ratings with those of January 4th.

2000-01

Most Improved Teams

(Based on the Sagarin Ratings)

Team	+/-
1. Holy Cross	+174
2. McNeese State	+150
3. Georgia State	+143
4. UC Irvine	+127
Southern Utah	+127
6. Boston College	+126
7. CS Northridge	+124
8. San Diego State	+119
9. W. Kentucky	+113
10. Hampton	+112

Rating compares the '00-01 Sagarin preseason ratings with the final rankings.

media picked the Aztecs to finish fourth in the league this season.

► The Aztecs are attempting to post consecutive .500 seasons or better for the first time since the 1983-84 and 1984-85 seasons. The Aztecs, which went 14-14 last season, are 10-5 this season.

► One sign of the Aztecs' improvement can be found in the victory count. San Diego State won 137 games in the 14 seasons from 1986-87 to 1999-00 (an average of just 9.79 wins per season). Last season the Aztecs passed that average win total in the first week of January, prior to posting a 14-win campaign. This season, San Diego State recorded its 10th victory passing that average win total on Jan. 8.

► San Diego State tied a school record this season with three victories in November. The Aztecs tied the record they set last season, marking the only two times in the 81 years of the program that SDSU has won three games in the Thanksgiving month.

► San Diego State has won eight consecutive games at Cox Arena, breaking the arena-record win streak in the five-year old facility. The Aztecs were 16-28 in their first three seasons in the building, but have posted an impressive 19-5 mark since. San Diego State has won 12 consecutive non-conference home games, breaking the Division I era school-record of 10 straight from Dec. 8, 1995 to Dec. 23, 1996. San Diego State is now 35-33 all-time in Cox Arena after entering last season 12 games below the .500 mark.

► Below is a look at the Aztecs records since the start of the 2000-01 campaign. The record on the right shows how many games it took San Diego State to win the same number of games prior to the 2000-01 season.

Start of the 2000-01 Season

Record	Since	Before	Comparing the Timetable
Record	24-19	24-72	Reached 24 wins 53 games sooner
Conference	4-11	4-31	Reached four conference wins 20 games sooner
Home Rec.	19-5	19-33	Reached 19 home wins 28 games sooner
Away Rec.	5-14	5-30	Reached five road wins 16 games sooner

Charting the Difference

As you would expect, the Aztecs have shown improvement in nearly every statistical category the last couple of seasons, in improving from 5-23 in 1999-2000 to 14-14 last season, to this season's 10-5 mark.

One area where the Aztecs have shown the most improvement is in field goal shooting. Two seasons ago, San Diego State connected on just 40.9 percent of its field goal attempts. This season, the Aztecs are ranked 14th nationally in the category and are currently connecting on 48.8 percent of their attempts.

A quick glance shows that San Diego State has made strides despite playing a schedule that is more difficult to date than both of the previous two seasons.

A look at how this season's numbers stack up against the previous two years is listed below.

	W-L	PPG	Opp. PPG	FG Pct.	Opp. FG Pct.	Margin Rebs.	Margin TOs	RPI	Schedule Strength
1999-00	5-23	62.3	74.9	40.9	45.6	-6.3	-1.6		98
2000-01	14-14	68.8	67.5	44.5	42.1	-1.4	-0.2		129
2001-02	10-5	78.3	71.3	48.8	41.5	+5.1	-0.5		23

The Difference Between Winning and Losing

Through 15 games trends have developed in Aztecs victories and losses. Statistically, the biggest key to this point in the season has occurred at the free throw line.

Another factor appears to rebounding. The Aztecs are +7.1 in rebounds in victories and are +1.0 in losses. A difference of 6.1 in rebound margin.

In San Diego State's 10 wins, SDSU is connecting on 65.9 percent of its free-throw attempts while getting to the line an average of 25.2 times per contest. The Aztecs are averaging more than six attempts more in wins compared to losses.

The difference is even more dramatic for the opponent. In San Diego State's defeats, Aztec' opponents are averaging 33.2 free-throw attempts per contest, nearly 10 more than in Aztec wins. The opponent success percentage in those games also increases by 4.5 percent.

San Diego State forces nearly five more opponent turnovers in wins and makes 5.4 three-point field goals, two treys more than in the defeats.

The biggest individual scoring difference in the wins and losses belongs to senior forward Randy Holcomb, although both numbers are

Comparing the Wins and Losses

Statistic	Wins	Losses
SDSU PPG	81.4	72.0
SDSU FG Pct.	49.6	47.2
SDSU 3FG Pct.	36.7	31.4
SDSU 3FG/Gm.	5.4	3.2
SDSU FT Pct.	65.9	65.3
SDSU FTA/Gm.	25.2	19.0
SDSU Turnovers	16.3	17.6
Opp. PPG	65.5	82.8
Opp. FG Pct.	39.8	44.9
Opp. 3FG Pct.	25.9	41.4
Opp. 3FG/Gm.	5.2	7.2
Opp. FT Pct.	64.2	68.7
Opp. FTA/Gm.	22.6	33.2
Opp. Turnovers	17.8	13.0
Rebound Margin	+7.1	+1.0



San Diego State's MWC Player of the Week Nominee

Release Date	Player
Nov. 19	Tony Bland
Nov. 26	Tony Bland
Dec. 3	Tony Bland
Dec. 10	Al Faux
Dec. 17	Al Faux
Dec. 24	Randy Holcomb
Dec. 31	Randy Holcomb
Jan. 7	Randy Holcomb
Jan. 14	Randy Holcomb

Bold indicates player was named MWC Player of the Week.

San Diego State 2001-02 Player Honors

- **Tony Bland**
MWC Newcomer of the Year, Media (Preseason)
Red Raider Classic
All-Tournament Team (Nov. 17)
MWC Player of the Week (Dec. 3)
- **Al Faux**
MWC Player of the Week (Dec. 10)
- **Randy Holcomb**
First Team All-MWC, Media (Preseason)
Red Raider Classic
All-Tournament Team (Nov. 17)
NBC Sports.com 10 best college players who have escaped attention of fans and media (Dec. 10)
- **Mike Mackell**
Lindy s Second Best Junior College Power Forwards (Preseason)
The Sporting News Top 10 Junior College Power Forwards (Preseason)
Street & Smith JC All-West Team (Preseason)
- **Deandre Moore**
The Sporting News MWC Best Player Under 6-0 (Preseason)



Mountain West Conf. Overall Rankings

(as of Thur., Jan. 9)

Team Category	Number	Rank
Scoring Offense	79.3	2nd
Scoring Defense	71.0	7th
Scoring Margin	+8.3	5th
Free Throw Pct.	64.5	8th
Field Goal Pct.	49.6	2nd
Field Goal Pct. Def.	41.3	4th
3-Pt. FG Pct.	35.4	7th
3-Pt. FG Pct. Def.	30.5	3rd
Rebound Offense	38.4	2nd
Rebound Defense	34.1	7th
Rebound Margin	+4.3	5th
Blocked Shots	3.57	5th
Assists	17.36	1st
Steals	8.14	3rd
Turnover Margin	-0.21	4th
Assist/Turnover Ratio	1.02	4th
Offensive Rebounds	12.64	3rd
Defensive Rebounds	25.79	4th
3-Pt. FG Made	4.79	7th

INDIVIDUAL

Scoring	PPG
1. Randy Holcomb	18.1
2. Tony Bland	17.8

Rebounding	RPG
1. Randy Holcomb	9.9

Assists	APG
4. Tony Bland	4.29
8. Brandon Smith	3.58
12. Deandre Moore	2.86

Field Goal Pct.	Pct.
6. Randy Holcomb	57.4
13. Mike Mackell	54.5

Field Throw Pct.	Pct.
15. Tony Bland	75.3

Steals	SPG
11. Brandon Smith	1.50

Blocked Shots	BPG
5. Randy Holcomb	1.29
13. Aerick Sanders	0.57

Assist-Turnover Ratio	A-TO
5. Brandon Smith	1.87
9. Tony Bland	1.25

impressive. A native of Chicago, Ill, Holcomb averages 15.6 points, 11.0 rebounds while connecting on 60.3 percent from the field - in losses. In victories the preseason all-Mountain West Conference selection is averaging 19.7 points, 9.4 rebounds and is connecting on 57.6 percent of his attempts.

Fifth Time Zone of the Year

After playing every non-conference game in the state of California last season, the Aztecs have had an opportunity to see much of the country this season. The Duke game marked the fifth different time zone the Aztecs have played in this season. San Diego State plays its home games in the Pacific Time Zone and has also had contests in the Mountain (New Mexico State), Central (Texas Tech) and Alaska/Hawaii (Hawai'i) time zones.

Aztecs Streaking - Like A Faux

San Diego State is 8-3 in its last 11 games and has recorded three victories over 2001 NCAA Tournament teams during that span (Cal State Northridge, Fresno State and Hawai'i).

That 11-game stretch corresponds with Al Faux's return from a team suspension (he missed both exhibition games and the first four regular season games due to a suspension for a violation of team rules) and also the recovery of Brandon Smith from his knee surgery on November 6 to repair torn cartilage.

In addition to posting a 8-3 record against quality opponents, the Aztecs have improved in nearly every statistical category from the first four games of the season.

During the last 11 games, San Diego State is shooting 50.8 percent from the field and are +7.2 rebound margin. That is up considerably from the first four games when the Aztecs were shooting 43.8 percent and had a rebound margin -0.8.

San Diego State senior guard Al Faux has made quite a splash in those 11 games. Faux is averaging 18.4 points per contest.

Equally impressive, the senior has been a model of efficiency connecting on 50.0 percent of his field-goal attempts, including 39.4 percent from three-point range.

Faux, who has earned a reputation as one of the nation's premiere walk-ons, has scored in double figures in 13 straight games dating back to last season. He has also scored 20+ points in six of his last 10 games and has led the Aztecs in point production in four of the last nine contests.

Faux earned Mountain West Conference player of the week honors on Dec. 10th following the Aztecs upset of 21st-ranked Fresno State. In the two games that week, Faux averaged 25.0 points, 6.5 rebounds, 3.5 assists and two steals in the two appearances. He shot 53.8 percent (21-of-39) from the field, including 53.3 percent (8-of-15) from three-point range.

He followed that up with 20 points, three rebounds and three steals at Hawai'i. Faux scored 16 of his 20 points after intermission and scored seven points and had two steals in the final 5:35 in the contest. His efforts helped San Diego State erase a 13-point deficit en route to a 61-58 win.

San Diego State is 8-3 since his return to the active roster and is 6-2 this season when the Los Angeles native has been in the starting lineup.

Record Winning Streaks=Record Crowds

Along with more talented student-athletes, more victories and better competition, another sign of the growth of the Aztecs' program has been at the turnstile.

In Steve Fisher's first season, the 1999-2000 campaign, San Diego State averaged 2,618 fans per 15 home games. Last season, the Aztecs had the second-largest Division I percentage increase and seventh-biggest average increase over the previous season when SDSU averaged 4,528 fans for 17 home games. That was third highest average in school history and the biggest since the 1981-82 campaign.

This season the trend continues. Through seven home games, of which only one has been played on the weekend, San Diego State is averaging 5,295 fans. That mark, which represents a 16.9 percent increase over last season and a 102.3 percent jump over two years ago (Fisher's first season) would eclipse the school record of 4,824 set during the 1981-82 campaign.

A crowd of 8,438, the second largest crowd ever to see a San Diego State basketball game at Cox Arena, saw the Aztecs tie the facility record with their fifth straight win on Dec. 8. That night, the Aztecs defeated 21st-ranked Fresno State 93-78, making it the biggest crowd ever to see an Aztec victory in Cox Arena.

San Diego State's Last Nine Games vs. First Four Games

Statistic	Last 11	First 4
Record	8-3	2-2
SDSU PPG	79.5	74.8
SDSU FG Pct.	50.8	43.8
SDSU 3FG Pct.	35.8	34.4
SDSU 3FG/Gm.	4.4	5.5
SDSU FT Pct.	65.3	67.1
SDSU FTA/Gm.	24.9	18.3
SDSU Turnovers	17.7	14.0
Opp. PPG	69.6	75.8
Opp. FG Pct.	40.8	43.4
Opp. 3FG Pct.	28.2	39.3
Opp. 3FG/Gm.	5.8	6.0
Opp. FT Pct.	64.8	69.7
Opp. FTA/Gm.	26.6	24.8
Opp. Turnovers	16.7	14.8
Rebound Margin	+7.2	-0.8

SAN DIEGO STATE ROSTER



Alphabetical Roster

No.	Name	Pos.	Ht.	Wt.	Yr.	Exp.	Hometown (High School/Previous School)
4	Tony Bland	G	6-5	192	Jr.	TR	Los Angeles, Calif. (Westchester High/Syracuse)
33	Myron Epps	F	6-6	221	Sr.	3L	Tulare, Calif. (Union High)
5	Al Faux	G	6-2	178	Sr.	1L	Los Angeles, Calif. (Crenshaw High/Shoreline JC)
23	Randy Holcomb	F	6-9	222	Sr.	1L	Chicago, Ill. (Lincoln Park High/Fresno St./L.A. City)
0	Tommy Johnson	G	6-4	184	Fr.	HS	Los Angeles, Calif. (Crenshaw High)
10	Karlo Kovacic	G	6-5	196	Sr.	1L	Rijeka, Croatia (Modesto JC)
30	Mike Mackell	C	6-9	241	Jr.	TR	Washington D.C. (Eastern High/Porterville JC)
1	Deandre Moore	G	5-10	195	Jr.	1L	Compton, Calif. (Compton High/Vanderbilt Univ.)
34	Aerick Sanders	F	6-8	198	So.	1L	Carson, Calif. (Gardena Serra High)
2	Brandon Smith	G/F	6-7	215	Sr.	TR	Amarillo, Texas (Palo Duro/Michigan)
3	Chris Walton	F	6-9	228	So.	1L	San Diego, Calif. (Univ. of San Diego High)
32	Ben Wardrop	G	6-2	185	So.	SQ	Anaheim, Calif. (Loara High)

Numerical Roster

No.	Name	Pos.	Ht.	Wt.	Yr.	Exp.	Hometown (High School/Previous School)
0	Tommy Johnson	G	6-4	184	Fr.	HS	Los Angeles, Calif. (Crenshaw High)
1	Deandre Moore	G	5-10	195	Jr.	1L	Compton, Calif. (Compton High/Vanderbilt Univ.)
2	Brandon Smith	G/F	6-7	215	Sr.	TR	Amarillo, Texas (Palo Duro/Michigan)
3	Chris Walton	F	6-9	228	So.	1L	San Diego, Calif. (Univ. of San Diego High)
4	Tony Bland	G	6-5	192	Jr.	TR	Los Angeles, Calif. (Westchester High/Syracuse)
5	Al Faux	G	6-2	178	Sr.	1L	Los Angeles, Calif. (Crenshaw High/Shoreline JC)
10	Karlo Kovacic	G	6-5	196	Sr.	1L	Rijeka, Croatia (Modesto JC)
23	Randy Holcomb	F	6-9	222	Sr.	1L	Chicago, Ill. (Lincoln Park High/Fresno St./L.A. City)
30	Mike Mackell	C	6-9	241	Jr.	TR	Washington D.C. (Eastern High/Porterville JC)
32	Ben Wardrop	G	6-2	185	So.	SQ	Anaheim, Calif. (Loara High)
33	Myron Epps	F	6-6	221	Sr.	3L	Tulare, Calif. (Union High)
34	Aerick Sanders	F	6-8	198	So.	1L	Carson, Calif. (Gardena Serra High)

Head Coach: Steve Fisher (Illinois State, 1967)
Assistant Head Coach: Brian Dutcher (Minnesota, 1982)
Assistant Coaches: Marvin Menzies (UCLA, 1986), Jim Tomey (Michigan, 1981)
Director of Operations: Gregg Gottlieb (UCLA, 1995)
Athletic Trainer: Mark Haines (Metropolitan State College, 1987)

2001-02 Redshirts

No.	Name	Pos.	Ht.	Wt.	Yr.	Exp.	Hometown (High School/Previous School)
20	Trimaine Davis	F	6-7	212	Fr.	HS	Bay Point, Calif. (Pittsburg High)
21	Steve Sir	G	6-6	192	Fr.	HS	Minnetonka, Minn. (Cretin Derham Hall High)
31	Andre Torres	G	5-9	170	Jr.	SQ	Chula Vista, Calif. (Eastlake High)
40	Markee White	F	6-7	184	Fr.	HS	Long Beach, Calif. (Long Beach Poly High)

Pronunciation Guide

Al Faux • Al FOX
 Karlo Kovacic • Karlo Koe-VAH-chich
 Mike Mackell • Mike muh-KAY-el
 Aerick Sanders • AIR-ick Sanders

Breakdown By Class

Seniors (5)
Myron Epps
Al Faux
Randy Holcomb
Karlo Kovacic
Brandon Smith
Juniors (4)
Tony Bland
Mike Mackell
Deandre Moore
Andre Torres
Sophomores (3)
Aerick Sanders
Chris Walton
Ben Wardrop
Freshmen (4)
Trimaine Davis
Tommy Johnson
Steve Sir
Markee White
Breakdown By Position
Guards (8)
Tony Bland
Al Faux
Tommy Johnson
Karlo Kovacic
Deandre Moore
Steve Sir
Andre Torres
Ben Wardrop
Forwards (7)
Trimaine Davis
Myron Epps
Randy Holcomb
Aerick Sanders
Brandon Smith
Chris Walton
Markee White
Center (1)
Mike Mackell



STEVE FISHER

Head Coach 11th Full Season 3rd Season at SDSU Illinois State,

The profile of the men's basketball program rose considerably on March 26, 1999, when Bay stood before a packed news conference and introduced Steve Fisher. The blip on the radar screen may have been small, but for the first time in 15 years, Aztec Basketball was on the map.

Suddenly the nation's left corner became a hot spot for the college basketball media. *The Philadelphia Inquirer* came to town. So did the *Los Angeles Times*, the *Chicago Tribune* and *USA Today*. There was the chat session on espn.com and the headline in *The Sporting News*. There were national talk shows and numerous TV requests.

Less than years later, Steve Fisher has spearheaded one of the magnificent turnarounds in college basketball. Last season, the Aztecs enjoyed just their second .500 or better season in the last 16 years, posting a 14-14 record. That's more victories than the Aztecs had in the 1998-99 and 1999-2000 seasons - combined.

This season the Aztecs are off to a 10-5 start and already own victories over three teams that advanced to the 2001 NCAA Tournament.

Steve Fisher arrived in San Diego after spending one season as an assistant coach for the NBA's Sacramento Kings, where he was reunited briefly with his former player, Chris Webber. However, he is best known for his efforts at the collegiate level. He became a household name at Michigan, where he transformed a prominent program into a perennial national-championship contender -- and winner. Returning to college basketball was returning home.

That point would be very hard to argue.

No head coaching career, at any level, started quicker than that of Steve Fisher. Six games into his career he was undefeated and sporting a national championship ring. And the success didn't stop with the national title.

Fisher's eight-plus seasons at the University of Michigan produced a 184-82 (.692) record, nine postseason tournament berths and three trips to the NCAA championship game, including the magical run to the championship in 1989.

Under Fisher, the Wolverines also claimed an NIT championship, won at least 20 games four times and finished among the top three in the powerful Big Ten Conference five times. In 1995, Michigan set a league record by holding opponents to just 39.4 percent shooting from the floor.

Fisher and company raised the bar even higher in the postseason. His seven NCAA tournament teams combined for a 20-6 record, ranking him third among active coaches and ninth in NCAA history with a winning percentage of .769 in the national bracket. Only 13 coaches have taken more teams to the Final Four, including just five that are currently active. He is one of three coaches to guide three teams to the Final Four in the first five years of a head-coaching career and one of just six coaches that sport a championship in the NCAA Tournament as well as the NIT. The others to accomplish that feat are Bobby Knight of Indiana, Adolph Rupp and Joe B. Hall of Kentucky, Al McGuire of Marquette and Dean Smith from North Carolina.

Add to the accolades the fact that Fisher coached perhaps the most famous group of players in modern NCAA history. In 1991, Fisher and current Aztec assistant Brian Dutcher inked a recruiting class that would later be known as the "Fab Five". The group included Juwan Howard, Ray Jackson, Jimmy King, Jalen Rose and Chris Webber. They were the heart, indeed the starting five, of a pair of NCAA runner-up squads in Ann Arbor. In all, Fisher's years in Michigan resulted in seven players that would be taken in the first round of the NBA draft, including three members of the "Fab Five".

In 1982, Fisher moved across the state and helped Bill Frieder and the Michigan Wolverines to a pair of conference titles in the early and mid 1980s. Again, Steve Fisher was happy out of the spotlight, serving as Frieder's assistant in the Big Ten.

Seven years after his hiring, on the verge of the NCAA Tournament, Bill Frieder accepted the head-coaching job at Arizona State and Michigan athletic director Bo Schembechler quickly moved Fisher to the front of the bench. Fisher moved himself into the national spotlight.

He assumed the role of interim head coach in 1989 and promptly led a team that finished third in the Big Ten race to the NCAA title. Included in that run was a win over Big Ten champ Illinois, considered the best team in the nation. It was the first and remains the only national title for the Michigan basketball program.

The 1991-92 and 1992-93 seasons were the years of the "Fab Five" for Fisher. Not only did the Wolverines achieve cult-like status, but they were one of the most successful groups of underclassmen in the history of college sports.

In the years before early entries into the NBA and prior to prep stars signing with agents, Michigan's successes were even more incredible. Two trips to the national championship game with five freshmen, and then five sophomores, marked an incredible feat. The 1992-93 season resulted in a Michigan-record 31 wins.

And the media took notice. Fisher was named the national coach of the year by *Basketball Times* after leading the freshmen to the championship game opposite Duke in 1992.


He had taken an established program and elevated it to another level. After that feat, there really is only one other challenge for a head coach -- to build a program. To turn failures into titles. And Steve Fisher's second team at San Diego State figures to put that process in motion.

In all, Steve Fisher carved out one of the most successful tenures in Michigan history. His final team in Ann Arbor won the NIT title. However, he is clearly planted in southern California.

The season-ticket base is growing. The interview requests are still coming, and the builder that Rick Bay commissioned to construct a program is at work all over town. He is everything that the San Diego State brass hoped for when they announced his hiring. He is breathing life into a dormant program.

FISHER'S COACHING RECORD

Year	School	W	L	Pct.	Postseason/Honors
1989	Michigan	6	0	1.000	NCAA Champions
1989-90	Michigan	23	8	.742	NCAA Second Round
1990-91	Michigan	14	15	.483	NIT First Round
1991-92	Michigan	25	9	.735	NCAA Runner-Up, <i>Basketball Times</i> Coach of the Year
1992-93	Michigan	31	5	.861	NCAA Runner-Up
1993-94	Michigan	24	8	.750	NCAA Regional Finalist
1994-95	Michigan	17	14	.548	NCAA First Round
1995-96	Michigan	20	12	.625	NCAA First Round
1996-97	Michigan	24	11	.686	NIT Champions
Eight Full Seasons at UM		184	82	.691	7 NCAA Tournaments, 9 Postseason Appearances
Year	School	W	L	Pct.	Postseason/Honors
1999-00	San Diego State	5	23	.179	
2000-01	San Diego State	14	14	.500	Second .500 or better season at SDSU in last 16 years
2001-02	San Diego State	10	5	.667	
Third Season at SDSU		29	42	.408	
Year	School	W	L	Pct.	Postseason/Honors
10-Season Career Totals		213	124	.632	7 NCAA Tournaments, 9 Postseason Appearances



O • TOMMY JOHNSON

Guard 6-4 184 Fr.-HS Los Angeles, Calif. (Crenshaw High)

Listed as one of the top 100 prep players nationally, Johnson is a gifted athlete who received attention from major colleges like Michigan and Boston College... Originally signing with Washington State, Johnson remained at Crenshaw High last season and signed with the Aztecs in April of 2001... The guard was listed as the number two shooting guard in the 2000 southern California prep class, behind DeShawn Stevenson, who bypassed college and went directly from Washington Union High in Fresno, Calif., to the National Basketball Association's Utah Jazz.

This Season: Only freshman to see action this season... Made 11 of his last 19 attempts from the field (57.9 percent) after connecting on just one of his first 10 attempts of the season... Got a key offensive rebound and subsequent lay-in late in the second half as the Aztecs rallied to defeat Hawai'i (12-14)... Has scored two of the last three games in which he has played... Never scored in three straight contests... Did not play in the game against Texas A&M-Corpus Christi (1-8)... Just the second time this season that he has not seen action.

Season/Career Highs

- Points**
Career 10 vs. UCSD, 11-27-01
- Rebounds**
Career 3 vs. UNI, 11-16-01 and at Hawai'i, 12-14-01
- Assists**
Career 3 vs. Cal State Northridge, 12-1-01
- Field Goals**
Career 4 vs. UCSD, 11-27-01
- Three-Point Field Goals**
Career 2 at New Mexico State, 11-24-01 and vs. UC San Diego, 11-27-01
- Free Throws**
Career 1 at Hawai'i, 12-14-01
- Free Throws Attempted**
Career 2 at Hawai'i, 12-14-01
- Steals**
Career 3 at NMSU, 11-24-01
- Blocked Shots**
Career 1 - three times
- Minutes Played**
Career 14 at New Mexico State, 11-24-01 and vs. UC San Diego, 11-27-01


2001-02 Game-By-Game Statistics

Date	Opponent	MP	FG-FGA	3FG-FGA	FT-FTA	REB	PF	A	TO	BK	S	TP
11-16	vs. Northern Iowa	11	0-4	0-3	0-0	1-2=3	3	0	0	0	1	0
11-17	at Texas Tech	10	1-2	1-1	0-0	0-1=1	3	0	0	0	0	3
11-21	Norfolk State	11	0-4	0-3	0-0	0-1=1	0	1	0	0	1	0
11-24	at New Mexico State	14	2-5	2-4	0-0	0-1=1	3	1	0	0	3	6
11-27	UC San Diego	14	4-5	2-2	0-0	0-0=0	0	0	1	1	0	10
12-1	Cal State Northridge	8	0-1	0-1	0-1	0-1=1	1	3	0	0	0	0
12-5	at San Diego	1	0-0	0-0	0-0	0-0=0	1	0	0	0	0	0
12-8	Fresno State		Did Not Play									
12-14	at Hawai'i	13	2-4	1-2	1-2	2-1=3	4	1	0	0	0	6
12-20	Eastern Washington	9	1-1	0-0	0-1	1-1=2	1	0	1	1	0	2
12-29	at Duke	11	0-1	0-0	0-0	0-2=2	2	1	0	0	0	0
12-31	Columbia	3	1-1	0-0	0-0	0-0=0	0	0	0	1	0	2
1-2	IPFW	7	1-1	0-0	0-0	0-1=1	1	0	0	0	0	2
1-8	at Texas A&M-CC		Did Not Play									
1-12	at Brigham Young*	1	0-0	0-0	0-0	0-0=0	0	0	0	0	0	0
1-14	at Utah*											
1-19	Colorado State*											
1-21	Wyoming*											
1-26	UNLV*											
1-29	Houston											
2-2	at New Mexico*											
2-4	at Air Force*											
2-9	Utah*											
2-11	Brigham Young*											
2-16	at Colorado State*											
2-18	at Wyoming*											
2-23	at UNLV*											
2-28	New Mexico*											
3-2	Air Force*											

* - Indicates Mountain West Conference game. ^ - Indicates started game.

► Johnson Career Statistics

Year	G-GS	Min.-Avg.	FG-FGA	Pct.	3P-3PA	Pct.	FT-FTA	Pct.	OR	DR	Reb	Avg.	PF-D	AT	TO	BS	ST	Pts	Avg.
01-02	13-0	113-8.7	12-29	.414	6-16	.375	1-4	.250	4	11	15	1.3	19-0	7	2	4	4	31	2.6



1 • DEANDRE MOORE

Guard 5-10 195 Jr.-1L Compton, Calif. (Compton High/Vanderbilt)

Made an immediate impact at San Diego State, playing in 25 games and starting 24 contests in his first season with the Aztecs... A true point guard who specializes in making good decisions and knows where and how to give his teammates the best opportunity to score... Has recovered completely from off-season shoulder surgery.

This Season: *MWC Rankings: 12th in assists (2.86)...* Third on the team in assists... Played 22 minutes in the victory over Texas A&M-Corpus Christi... The most minutes he has logged in more than a month, dating back to Dec. 5... His four assists against the Islanders were more than his previous three games combined... Scored two points vs. Texas A&M-CC, his first points since scoring two against Eastern Washington on Dec. 20... Attempted just five field goals in his last 71 minutes on the court... Seven assists shy of reaching the 250 plateau and just two points shy of recording his 300th point... Had four assists in 19 minutes of action at Hawai'i (12-14) and came off the bench to spark the Aztecs' run to open up the game against Eastern Washington (12-20)... Against the Eagles he had five assists, three steals, three rebounds and two points in 19 minutes of action... Has nearly a two-to-one assist ratio both for the season and his career... Made his first three-point goal since the Nov. 27th game against UC San Diego when he connected on a trey against Brigham Young (1-12)... Has 17 rebounds in the last 140 minutes of action for an average of 4.9 per 40 minutes of action... Has five assists and just one turnover in his last 41 minutes (two games).

Season/Career Highs

Points
Season 9 vs. UNI, 11-16-01
Career 20 vs. Okla. St., 12-30-00

Rebounds
Season 6 vs. UNI, 11-16-01
Career 6 - four times

Assists
Season 6 at Texas Tech, 11-21-01
Career 11 - two times

Field Goals
Season 3 vs. UNI, 11-16-01
Career 6 vs. Okla. St., 12-30-00

Three-Point Field Goals
Season 3 vs. UNI, 11-16-01
Career 4 vs. Okla. St., 12-30-00

Free Throws
Season 2 vs. Norfolk St., 11-21-01
and vs. CSUN, 12-1-01
Career 5 - three times

Free Throws Attempted
Season 3 vs. CSUN, 12-1-01
Career 8 - three times

Steals
Season 3 vs. EWU, 12-20-01
Career 4 - three times

Blocked Shots
Season -
Career 1 - three times

Minutes Played
Season 35 vs. UNI, 11-16-01
Career 43 at UCSB, 12-6-00


2001-02 Game-By-Game Statistics

Date	Opponent	MP	FG-FGA	3FG-FGA	FT-FTA	REB	PF	A	TO	BK	S	TP
11-16	vs. Northern Iowa	35^	3-7	3-6	0-2	0-6=6	4	4	3	0	2	9
11-17	at Texas Tech	30^	0-1	0-1	0-0	1-0=1	3	6	2	0	0	0
11-21	Norfolk State	32^	2-5	2-4	2-2	1-0=1	4	4	2	0	0	8
11-24	at New Mexico State	26^	1-5	0-1	0-1	1-2=3	1	4	1	0	0	2
11-27	UC San Diego	20^	1-1	1-1	0-0	0-1=1	1	1	0	0	0	3
12-1	Cal State Northridge	23^	0-1	0-1	2-3	1-3=4	3	1	2	0	1	2
12-5	at San Diego	27^	0-0	0-0	0-2	0-0=0	3	2	2	0	2	0
12-8	Fresno State	15	0-1	0-1	1-2	0-5=5	2	3	3	0	1	1
12-14	at Hawai'i	19	0-0	0-0	0-2	1-1=2	1	4	1	0	0	0
12-20	Eastern Washington	19	1-1	0-0	0-1	0-3=3	3	5	1	0	3	2
12-29	at Duke	16	0-1	0-0	0-0	0-2=2	2	2	4	0	0	0
12-31	Columbia	15	0-0	0-0	0-0	0-3=3	3	0	0	0	0	0
1-2	IPFW	15	0-1	0-1	0-0	1-0=1	5	0	2	0	2	0
1-8	at Texas A&M-CC	22	1-2	0-0	0-0	0-0=0	3	4	1	0	2	2
1-12	at Brigham Young*	19	1-2	1-2	0-0	0-1=1	2	1	0	0	0	3
1-14	at Utah*											
1-19	Colorado State*											
1-21	Wyoming*											
1-26	UNLV*											
1-29	Houston											
2-2	at New Mexico*											
2-4	at Air Force*											
2-9	Utah*											
2-11	Brigham Young*											
2-16	at Colorado State*											
2-18	at Wyoming*											
2-23	at UNLV*											
2-28	New Mexico*											
3-2	Air Force*											

* - Indicates Mountain West Conference game. ^ - Indicates started game.

► Moore Career Statistics

Year	G-GS	Min.-Avg.	FG-FGA	Pct.	3P-3PA	Pct.	FT-FTA	Pct.	O R	D R	Reb	Avg.	PF-D	AT	TO	B S	ST	Pts	Avg.
98-99	29-9	546-18.8	29-77	.377	13-42	.310	26-47	.553	11	39	50	1.7	50-0	78	45	1	24	97	3.3
00-01	25-24	732-29.3	52-138	.377	20-73	.274	45-70	.643	14	70	84	3.4	60-2	124	56	2	38	169	6.8
01-02	15-7	333-22.2	10-28	.357	7-18	.389	5-15	.333	6	27	33	2.2	40-1	41	24	0	13	32	2.1
Totals	69-40	1,611-23.3	91-243	.374	40-132	.303	76-132	.576	31	136	167	2.4	150-3	243	125	3	75	298	4.3



2 • BRANDON SMITH

G/F 6-7 215 Sr.-TR Amarillo, Texas (Palo Duro High/Michigan)

An athletic front-line player who will turn heads this season after sitting out the 2000-2001 campaign due to NCAA transfer rules... Will have one year of eligibility at San Diego State... Transferred to San Diego State after spending three seasons at Michigan... Was originally recruited to Ann Arbor by Steve Fisher and Brian Dutcher.

This Season: *MWC Rankings: 5th in assist-to-turnover ratio (1.87), 11th in steals (1.50)*... Had surgery on his right knee on November 6 to repair torn cartilage... That surgery resulted in Smith missing the first two regular-season games of the season (also missed the second exhibition contest) and limited his playing time for the next several games... Scored 34 points in his last five games (6.8 ppg) after scoring 31 points in his first eight contests (3.9 ppg)... Efficient shooter, connecting on 23-of-38 attempts from the field for 60.5 percent... A career 50.7 percent shooter from the floor... Second on the team in assists with 45 and in steals with 18... Connected on 23-of-31 shots inside the arc this season (74.2 percent)... Started in eight consecutive games with the Aztecs going 6-2 in that span (losses at top-ranked Duke and at Brigham Young)... Has four or more assists in six of last seven games (4.1 apg)... 15 rebounds in the last three games (5.0 rpg)... Averages per 40 minutes: 11.1 points, 4.9 rebounds, 7.7 assists, 3.1 steals and 0.9 blocks.

Season/Career Highs

Points
Season 13 at Duke, 12-29-01
Career 16 vs. Penn St., 2-19-00

Rebounds
Season 6 at BYU, 1-12-02
Career 11 at Minnesota, 1-5-00

Assists
Season 6 at Duke, 12-29-01
Career 7 vs. Indiana, 1-5-99

Field Goals
Season 5 at Duke, 12-29-01
Career 7 vs. Penn St., 2-19-00 and Chattanooga, 12-20-97

Three-Point Field Goals
Season -
Career 3 vs. Bradley

Free Throws
Season 6 vs. Fresno St., 12-8-01
Career 8 at Eastern Michigan

Free Throws Attempted
Season 10 vs. Fresno St., 12-8-01
Career 10 - three times

Steals
Season 3 - three times
Career 3 - 11 times

Blocked Shots
Season 1 - five times
Career 4 - three times

Minutes Played
Season 31 vs. Columbia, 12-31-01
Career 38 vs. Illinois, 1999-00


2001-02 Game-By-Game Statistics

Date	Opponent	MP	FG-FGA	3FG-FGA	FT-FTA	REB	PF	A	TO	BK	S	TP
11-16	vs. Northern Iowa											
			Did Not Play - Injured									
11-17	at Texas Tech											
			Did Not Play - Injured									
11-21	Norfolk State	5	0-0	0-0	0-0	0-0=0	0	2	1	0	0	0
11-24	at New Mexico State	18	4-7	0-1	0-0	0-1=1	1	1	1	0	3	8
11-27	UC San Diego	19	3-4	0-1	0-1	0-3=3	1	5	2	1	2	6
12-1	Cal State Northridge	9	0-0	0-0	2-4	0-1=1	1	1	3	0	1	2
12-5	at San Diego	15	1-1	0-0	2-2	0-2=2	5	4	2	0	2	4
12-8	Fresno State	13 ^A	1-1	0-0	6-10	1-0=1	5	3	0	1	1	8
12-14	at Hawai'i	19 ^A	1-3	0-0	1-3	0-1=1	4	4	3	1	2	3
12-20	Eastern Washington	20 ^A	0-2	0-1	0-0	1-0=1	3	5	0	1	0	0
12-29	at Duke	24 ^A	5-6	0-1	3-3	2-0=2	4	6	5	0	3	13
12-31	Columbia	31 ^A	4-6	0-1	2-3	0-2=2	1	4	0	0	3	10
1-2	IPFW	24 ^A	2-3	0-1	3-4	2-3=5	2	4	3	1	1	7
1-8	at Texas A&M-CC	14 ^A	0-2	0-1	0-0	1-3=4	2	4	3	0	0	0
1-12	at Brigham Young*	24 ^A	2-3	0-0	0-0	3-3=6	4	2	2	0	0	4
1-14	at Utah*											
1-19	Colorado State*											
1-21	Wyoming*											
1-26	UNLV*											
1-29	Houston											
2-2	at New Mexico*											
2-4	at Air Force*											
2-9	Utah*											
2-11	Brigham Young*											
2-16	at Colorado State*											
2-18	at Wyoming*											
2-23	at UNLV*											
2-28	New Mexico*											
3-2	Air Force*											

* - Indicates Mountain West Conference game. ^ - Indicates started game.

► Smith Career Statistics

Year	G-GS	Min.-Avg.	FG-FGA	Pct.	3P-3PA	Pct.	FT-FTA	Pct.	O R	D R	Reb	Avg.	PF-D	AT	TO	BS	ST	Pts	Avg.
97-98	31-0	279-9.0	38-62	.613	11-25	.440	13-26	.500	12	29	41	1.3	27-0	21	18	13	9	100	3.2
98-99	30-29	864-28.8	93-210	.443	12-53	.226	52-80	.650	39	71	110	3.7	95-8	63	71	30	38	250	8.3
99-00	19-10	487-25.6	57-106	.538	3-15	.200	34-49	.694	24	50	74	3.9	60-4	35	43	14	19	151	7.9
01-02	13-8	235-18.1	23-38	.605	0-7	.000	19-30	.633	10	19	29	2.2	33-2	45	25	5	18	65	5.0
Totals	93-47	1,865-20.1	211-416	.507	26-100	.260	118-185	.638	85	169	254	2.7	215-14	164	157	62	84	566	6.1



3 • CHRIS WALTON

Forward 6-9 228 So.-1L San Diego, Calif. (Univ. of San Diego High)

An intellectual player that impresses by making solid game decisions, showing maturity beyond his years... Showed marked improvement as his freshman season unfolded and looks to see his playing time increase in his sophomore season.

This Season: One of six players to see action in all 15 games this season... Made his first two career starts against Norfolk State (11-21) and at New Mexico State (11-24)... Recorded his first career double-double with a season-high 12 points and a career-best 10 rebounds vs. IPFW (1-2)... Followed that up with a season-low eight minutes against Texas A&M-Corpus Christi... In his last four games, covering 56 minutes, he has 15 points and 17 rebounds... Connected on 11-of-18 free throws for 61.1 percent, but has missed five of last six attempts... Averages per 40 minutes: 8.7 points and 8.7 rebounds.

Season/Career Highs

Points
 Season 12 vs. IPFW, 1-2-02
 Career 13 vs. Colorado St., 3-3-01

Rebounds
 Season 10 vs. IPFW, 1-2-02
 Career 10 vs. IPFW, 1-2-02

Assists
 Season 5 vs. UCSD, 11-27-01
 Career 5 vs. UCSD, 11-27-01

Field Goals
 Season 6 vs. IPFW, 1-2-02
 Career 6 vs. IPFW, 1-2-02

Three-Point Field Goals
 Season -
 Career 1 vs. New Mexico, 1-8-01

Free Throws
 Season 4 at Hawai'i, 12-14-01
 Career 4 at Wyoming, 2000-01 and at Hawai'i, 12-14-01

Free Throws Attempted
 Season 4 vs. CSUN, 12-1-01, at Hawai'i, 12-14-01 and vs. IPFW, 1-2-02
 Career 8 - three times

Blocked Shots
 Season 1 - five times
 Career 1 - nine times

Minutes Played
 Season 23 - three times
 Career 28 vs. Brigham Young and vs. Colorado State

2001-02 Game-By-Game Statistics

Date	Opponent	MP	FG-FGA	3FG-FGA	FT-FTA	REB	PF	A	TO	BK	S	TP
11-16	vs. Northern Iowa	11	0-3	0-0	0-0	1-4=5	2	0	0	0	1	0
11-17	at Texas Tech	13	1-2	0-0	0-0	0-3=3	3	2	2	0	0	2
11-21	Norfolk State	13 ^A	1-2	0-1	0-0	2-1=3	2	1	2	0	0	2
11-24	at New Mexico State	13 ^A	1-3	0-0	0-0	0-2=2	3	0	0	0	0	2
11-27	UC San Diego	21	3-6	0-0	1-1	1-4=5	0	5	1	0	0	7
12-1	Cal State Northridge	13	1-1	0-0	3-4	1-1=2	1	1	0	0	1	5
12-5	at San Diego	14	1-1	0-0	1-2	0-2=2	3	1	2	1	0	3
12-8	Fresno State	13	0-2	0-0	0-0	0-2=2	4	0	1	1	0	0
12-14	at Hawai'i	23	1-2	0-0	4-4	1-2=3	3	1	2	0	2	6
12-20	Eastern Washington	22	2-3	0-0	1-1	1-2=3	2	0	0	0	3	5
12-29	at Duke	23	2-4	0-1	0-0	0-4=4	5	1	1	1	1	4
12-31	Columbia	14	1-3	0-0	0-0	0-3=3	3	0	0	1	1	2
1-2	IPFW	23	6-10	0-1	0-4	7-3=10	0	0	1	1	0	12
1-8	at Texas A&M-CC	8	0-2	0-0	0-0	1-1=2	1	1	1	0	0	0
1-12	at Brigham Young*	11	0-1	0-0	1-2	0-2=2	2	2	0	0	0	1
1-14	at Utah*											
1-19	Colorado State*											
1-21	Wyoming*											
1-26	UNLV*											
1-29	Houston											
2-2	at New Mexico*											
2-4	at Air Force*											
2-9	Utah*											
2-11	Brigham Young*											
2-16	at Colorado State*											
2-18	at Wyoming*											
2-23	at UNLV*											
2-28	New Mexico*											
3-2	Air Force*											

* - Indicates Mountain West Conference game. ^ - Indicates started game.

► Walton Career Statistics

Year	G-GS	Min.-Avg.	FG-FGA	Pct.	3P-3PA	Pct.	FT-FTA	Pct.	O R	D R	Reb	Avg.	PF-D	AT	TO	B S	ST	Pts	Avg.
00-01	28-0	443-15.8	34-72	.472	1-9	.111	23-33	.697	20	51	71	2.5	54-0	35	47	4	8	92	3.3
01-02	15-2	235-15.7	20-45	.444	0-3	.000	11-18	.611	15	36	51	3.4	34-1	15	13	5	9	51	3.4
Totals	43-2	678-15.8	54-117	.462	1-12	.083	34-51	.667	35	87	122	2.8	88-1	50	60	9	17	143	3.3



4• TONY BLAND

Junior 6-5 192 Jr.-TR Los Angeles, Calif. (Westchester High/Syracuse)

Joins Brandon Smith as Division I transfers eligible this season that will make-up the nucleus of the new look Aztecs... Selected by the league coaches and media as the preseason Mountain West Conference newcomer of the year... Has the ability to play both guard positions equally as effective... Enrolled at San Diego State last fall and spent all season practicing and working out with the Aztecs... Brings a level of enthusiasm and leadership that will endear himself to Aztec fans... Left Syracuse University following his sophomore season to be closer to his family in Los Angeles.

This Season: MWC Rankings: 2nd in scoring (18.1), 4th in assists (4.29), 9th in assist-turnover ratio (1.25), 15th in free-throw percentage (75.3)... Named Mountain West Conference player of the week on December 3rd... Scored 20 or more points in the first six games of the season to become the first San Diego State player to accomplish that since the 1985-86 season when Anthony Watson did it in seven straight games... Led the Aztecs in scoring the first six games of the season... In addition to being fourth in the league in scoring at 16.7 ppg, the junior is also the team leader and fourth in the conference in assists... Despite all the success Bland had at Syracuse, he has eclipsed his single-season bests for scoring (by 40 points), assists (by six) and nearly in rebounds (needs four)... Scored 10 or more points in 13 of 15 games this season... 13 rebounds in the last three games.

Season/Career Highs

Points
 Season 24 vs. UNI, 11-16-01, at Texas Tech, 11-17-01 and vs. Norfolk State, 11-21-01
 Career 24 vs. UNI, 11-16-01, at Texas Tech, 11-17-01 and vs. Norfolk State, 11-21-01

Rebounds
 Season 6 at Texas A&M-CC, 1-8-02
 Career 6 at South Carolina, '98-99 and at Texas A&M-CC, 1-8-02

Assists
 Season 9 vs. Norfolk St., 11-21-01
 Career 9 vs. Norfolk St., 11-21-01

Field Goals
 Season 11 at Texas Tech, 11-17-01
 Career 11 at Texas Tech, 11-17-01

Three-Point Field Goals
 Season 4 vs. Norfolk St., 11-21-01
 Career 5 vs. Providence, '98-99

Free Throws
 Season 8 vs. UNI, 11-16-01
 Career 8 vs. UNI, 11-16-01

Free Throws Attempted
 Season 9 vs. UNI, 11-16-01
 Career 9 vs. UNI, 11-16-01

Steals
 Season 3 vs. UNI, 11-16-01 and Columbia, 12-31-01
 Career 4 at Providence, '99-00

Minutes Played


2001-02 Game-By-Game Statistics

Date	Opponent	MP	FG-FGA	3FG-FGA	FT-FTA	REB	PF	A	TO	BK	S	TP
11-16	vs. Northern Iowa	38 [^]	8-19	0-5	8-9	1-4=5	2	8	3	1	3	24
11-17	at Texas Tech	35 [^]	11-19	1-3	1-2	1-0=1	1	2	7	0	0	24
11-21	Norfolk State	40 [^]	9-18	4-6	2-3	0-2=2	2	9	3	0	2	24
11-24	at New Mexico State	35 [^]	10-19	0-1	2-3	1-1=2	1	4	4	0	0	22
11-27	UC San Diego	22 [^]	7-9	0-0	6-6	2-1=3	1	8	4	0	1	20
12-1	Cal State Northridge	39 [^]	7-13	3-5	5-6	2-2=4	2	2	5	0	0	22
12-5	at San Diego	38 [^]	3-10	1-3	3-6	0-0=0	2	2	3	0	0	10
12-8	Fresno State	37 [^]	6-16	1-5	2-4	0-5=5	1	5	1	0	1	15
12-14	at Hawai'i	33 [^]	3-13	0-1	3-4	2-3=5	0	2	2	1	1	9
12-20	Eastern Washington	25 [^]	2-6	2-3	7-8	0-3=3	2	3	0	0	1	13
12-29	at Duke	39 [^]	7-19	1-1	6-8	1-3=4	3	2	3	1	2	21
12-31	Columbia	33 [^]	4-8	0-2	5-5	0-1=1	2	5	4	0	3	13
1-2	IPFW	31 [^]	4-13	1-4	5-6	1-4=5	1	2	4	0	1	14
1-8	at Texas A&M-CC	36 [^]	7-18	1-5	3-7	2-4=6	0	6	5	0	1	18
1-12	at Brigham Young*	36 [^]	0-10	0-0	2-2	0-2=2	1	1	1	2	0	2
1-14	at Utah*											
1-19	Colorado State*											
1-21	Wyoming*											
1-26	UNLV*											
1-29	Houston											
2-2	at New Mexico*											
2-4	at Air Force*											
2-9	Utah*											
2-11	Brigham Young*											
2-16	at Colorado State*											
2-18	at Wyoming*											
2-23	at UNLV*											
2-28	New Mexico*											
3-2	Air Force*											

* - Indicates Mountain West Conference game. ^ - Indicates started game.

► Bland Career Statistics

Year	G-GS	Min.-Avg.	FG-FGA	Pct.	3P-3PA	Pct.	FT-FTA	Pct.	O R	D R	Reb	Avg.	PF-D	AT	TO	B S	ST	Pts	Avg.
98-99	32-1	502-15.7	53-124	.427	12-40	.300	24-40	.600	13	31	44	1.4	35-1	51	46	8	27	142	4.4
99-00	32-32	669-20.9	86-194	.443	22-70	.314	20-32	.625	16	36	52	1.6	38-1	55	36	10	33	214	6.7
01-02	15-15	517-34.5	88-210	.419	15-44	.341	60-79	.759	13	35	48	3.2	21-0	61	49	5	16	251	16.7
Totals	79-48	1,686-21.3	227-528	.430	49-154	.318	104-151	.689	42	102	144	1.8	94-2	167	131	23	76	607	7.7



5 • AL FAUX

Guard 6-2 178 Sr.-1L Los Angeles, Calif. (Crenshaw High/Shoreline JC)

An athletic, agile performer who gives San Diego State quality depth at both guard positions... A long-range sharpshooter, who also performed well at point guard when Deandre Moore suffered through injuries last season... Proved to be a consistent scorer both through his long-range shooting and also by creating shots off the dribble... An invited walk-on who turned down opportunities at other Division I schools for the chance to play at San Diego State... One of the premiere "non-scholarship" players in the country.

This Season: Named Mountain West Conference Player of the Week on Dec. 10 after posting consecutive 25-point games at San Diego and vs. Fresno State... Including exhibition games, Faux missed the first six games of the season due to a violation of team rules... Since returning he has scored in double figures in all 11 games, extending his streak of games with 10+ points to 13, the longest active double-digit scoring streak on the team... The Aztecs are 8-3 since his return and 6-2 this season when the senior starts... That streak of 13 straight double-digit scoring games is a career high... Tied a season-high with 25 points and added season-bests with seven rebounds and six assists against Fresno State (12-8)... Had a season-high 25 points and six rebounds against San Diego (12-5)... Connected on 9-of-10 free throws against Cal State Northridge (both FTM and FTA are career highs)... He has shot 50 percent or better from the floor in nine of 11 games this season... For the season he is shooting 50.0 percent from the floor... Averaging 26.4 points per 40 minutes of action this season... Four assists shy of 100 for his career... Needs three points to reach 500 for his career.

Season/Career Highs

Points
Season 25 at USD, 12-5-01 and vs. Fresno State, 12-8-01
Career 28 vs. Okla. St., 12-30-00

Rebounds
Season 7 vs. Fresno St., 12-8-01
Career 11 at UCSB, 12-6-00

Assists
Season 6 vs. Fresno St., 12-8-01
Career 6 vs. Morgan State, 12-21-00, vs. Texas A&M-CC, 1-4-01, vs. Fresno St., 12-8-01

Field Goals
Season 11 at USD, 12-5-01
Career 11 at USD, 12-5-01

Three-Point Field Goals
Season 5 vs. Fresno St., 12-8-01
Career 7 vs. Okla. St., 12-30-00

Free Throws
Season 9 vs. CSUN, 12-1-01
Career 9 vs. CSUN, 12-1-01

Free Throws Attempted
Season 10 vs. CSUN, 12-1-01
Career 10 vs. CSUN, 12-1-01

Steals
Season 3 - four times
Career 4 vs. Morgan St., 12-21-00

Minutes Played
Season 35 at Texas A&M-Corpus Christi, 1-8-02
Career 42 at UCSB, 12-6-00


2001-02 Game-By-Game Statistics

Date	Opponent	MP	FG-FGA	3FG-FGA	FT-FTA	REB	PF	A	TO	BK	S	TP
11-16	vs. Northern Iowa											Did Not Play
11-17	at Texas Tech											Did Not Play
11-21	Norfolk State											Did Not Play
11-24	at New Mexico State											Did Not Play
11-27	UC San Diego	13	4-7	0-2	2-4	0-2=2	1	2	1	0	3	10
12-1	Cal State Northridge	27	5-10	2-6	9-10	1-3=4	4	2	2	0	1	21
12-5	at San Diego	28	11-20	3-8	0-3	3-3=6	3	1	2	0	2	25
12-8	Fresno State	34 [^]	10-19	5-7	0-2	3-4=7	0	6	1	0	2	25
12-14	at Hawai'i	33 [^]	8-15	3-7	1-1	0-3=3	3	1	1	1	3	20
12-20	Eastern Washington	22 [^]	7-13	1-5	0-3	4-1=5	2	5	1	0	2	15
12-29	at Duke	31 [^]	6-11	1-4	2-3	0-5=5	1	1	4	0	1	15
12-31	Columbia	27 [^]	6-11	2-3	2-2	1-3=4	0	0	1	0	3	16
1-2	IPFW	24 [^]	5-11	3-8	4-8	0-0=0	2	0	4	1	2	17
1-8	at Texas A&M-CC	35 [^]	10-19	4-11	0-0	1-4=5	1	2	2	1	3	24
1-12	at Brigham Young*	32 [^]	5-18	2-5	2-3	1-2=3	3	3	3	0	1	14
1-14	at Utah*											
1-19	Colorado State*											
1-21	Wyoming*											
1-26	UNLV*											
1-29	Houston											
2-2	at New Mexico*											
2-4	at Air Force*											
2-9	Utah*											
2-11	Brigham Young*											
2-16	at Colorado State*											
2-18	at Wyoming*											
2-23	at UNLV*											
2-28	New Mexico*											
3-2	Air Force*											

* - Indicates Mountain West Conference game. ^ - Indicates started game.

Faux Career Statistics

Year	G-GS	Min.-Avg.	FG-FGA	Pct.	3P-3PA	Pct.	FT-FTA	Pct.	O R	D R	Reb	Avg.	PF-D	AT	TO	B S	ST	Pts	Avg.
00-01	28-15	722-25.8	96-227	.423	40-95	.421	63-97	.649	21	76	97	3.5	59-1	73	61	9	28	295	10.5
01-02	11-8	306-27.8	77-154	.500	26-66	.394	22-39	.564	14	30	44	4.0	20-0	23	22	3	23	202	18.4
Totals	39-23	1,028-26.4	173-381	.454	66-161	.410	85-136	.625	35	106	141	3.6	79-1	96	83	12	51	497	12.7



10 • KARLO KOVACIC

Guard 6-5 196 Sr.-1L Rijeka, Croatia (Modesto JC)

A sharp-shooting two-guard who showed that he was a long-range threat last season... In addition to being a threat from behind the arc, he also is a bright student-athlete both on and off the court... Selected as a member of the all-Mountain West Conference all-academic team... Hard-nosed player with blue-collar work ethic... Was the first player to ink with SDSU in the spring of 2000.

This Season: Played in 10 of the 15 games this season... Made a three-point field goal in two of the last three games he has played... His eight treys are third most on the team... In his last six games played, covering 37 minutes, he has 10 points, three assists and two steals... Made three treys and scored 10 points in San Diego State's victory over Norfolk State (11-21)... Needs four treys to reach 50 for his career.

Season/Career Highs

Points
Season 10 vs. Norfolk St., 11-21-01
Career 15 vs. Morgan St., 12-21-00

Rebounds
Season 2- two times
Career 4 - five times

Assists
Season 3 vs. IPFW, 1-2-02
Career 3 vs. IPFW, 1-2-02

Field Goals
Season 3 vs. Norfolk St., 11-21-01
Career 5 - two times

Three-Point Field Goals
Season 3 vs. Norfolk St., 11-21-00
Career 5 vs. Morgan St., 12-21-00

Free Throws
Season 2 at Texas Tech, 11-17-01
and vs. IPFW, 1-2-02
Career 3- three times

Free Throws Attempted
Season 3 vs. Norfolk St., 11-21-00
Career 7 vs. UNLV

Steals
Season 2 vs. Norfolk St., 11-21-00
Career 3 at Wyoming

Minutes Played
Season 21 vs. Norfolk St., 11-21-00
Career 41 at UCSB, 12-6-00


2001-02 Game-By-Game Statistics

Date	Opponent	MP	FG-FGA	3FG-FGA	FT-FTA	REB	PF	A	TO	BK	S	TP
11-16	vs. Northern Iowa											
11-17	at Texas Tech	18	2-6	2-6	2-2	0-2=2	3	1	0	0	0	8
11-21	Norfolk State	21	3-10	3-10	1-3	1-1=2	3	1	0	0	2	10
11-24	at New Mexico State	11	1-3	0-2	0-0	0-0=0	1	1	0	1	0	2
11-27	UC San Diego	12	1-3	1-1	0-0	0-0=0	0	1	1	0	0	3
12-1	Cal State Northridge											
12-5	at San Diego	7	0-2	0-1	0-0	0-0=0	2	0	0	0	0	0
12-8	Fresno State											
12-14	at Hawai'i	1	0-0	0-0	0-0	0-0=0	0	0	0	0	0	0
12-20	Eastern Washington	7	1-2	0-0	0-0	0-0=0	1	0	2	0	0	2
12-29	at Duke											
12-31	Columbia	10	1-1	1-1	0-0	0-1=1	0	0	2	0	1	3
1-2	IPFW	10	1-4	1-3	2-2	0-0=0	0	3	0	0	1	5
1-8	at Texas A&M-CC											
1-12	at Brigham Young*	2	0-1	0-1	0-0	0-0=0	0	0	0	0	0	0
1-14	at Utah*											
1-19	Colorado State*											
1-21	Wyoming*											
1-26	UNLV*											
1-29	Houston											
2-2	at New Mexico*											
2-4	at Air Force*											
2-9	Utah*											
2-11	Brigham Young*											
2-16	at Colorado State*											
2-18	at Wyoming*											
2-23	at UNLV*											
2-28	New Mexico*											
3-2	Air Force*											

* - Indicates Mountain West Conference game. ^ - Indicates started game.

Kovacic Career Statistics

Year	G-GS	Min.-Avg.	FG-FGA	Pct.	3P-3PA	Pct.	FT-FTA	Pct.	O R	D R	Reb	Avg.	PF-D	AT	TO	B S	S T	Pts	Avg.
00-01	28-11	457-16.3	49-135	.363	38-104	.365	12-29	.414	9	42	51	1.8	38-0	19	19	3	8	148	5.3
01-02	10-0	99-9.9	10-32	.312	8-25	.320	5-7	.714	1	4	5	0.6	10-0	7	5	1	4	33	3.3
Totals	38-11	556-14.6	59-167	.353	46-129	.357	17-36	.472	10	46	56	1.5	48-0	26	24	4	12	181	4.8



23 • RANDY HOLCOMB

Forward 6-9 222 Sr.-1L Chicago, Ill. (Lincoln Park/Fresno St./L.A. City)

The player who helped usher in Steve Fisher's second recruiting class... The first nationally prominent player to sign with the Aztecs in the Steve Fisher era... Signaled the beginning of a new era in San Diego State basketball when he elected to sign with the Aztecs out of junior college... One of the top newcomers in the league last season and a preseason first-team all-Mountain West Conference selection entering his senior campaign... Expected to benefit greatly this season from the acquisitions of big-time scoring threats Brandon Smith and Tony Bland... Athletically gifted player who carried much of the offensive burden for the Aztecs a year ago... Can contribute at both forward positions... Heavily recruited out of both high school and junior college... Labeled as one of the top two National Basketball Association prospects in the Mountain West Conference according to *The Sporting News*... Underwent successful off-season arthroscopic surgery to remove loose cartilage and bone chips in his knee.

Season/Career Highs

Points
 Season 30 at Texas A&M-Corpus Christi, 1-8-02
 Career 30 vs. Sac St., 12-1-98 and 30 at Texas A&M-Corpus Christi, 1-8-02

Rebounds
 Season 15 at Duke, 12-29-01
 Career 15 at Duke, 12-29-01

Assists
 Season 4 vs. IPFW, 1-2-02
 Career 7 vs. UCSD, 11-18-00

Field Goals
 Season 14 at Texas A&M-Corpus Christi, 1-8-02
 Career 14 vs. Sac St., 12-1-08 and at Texas A&M-Corpus Christi, 1-8-02

Three-Point Field Goals
 Season 2 vs. Norfolk St., 11-21-00
 Career 3 at Fresno St., 11-27-00

Free Throws
 Season 8 vs. CSUN, 12-1-01 and vs. IPFW, 1-2-02
 Career 8 - four times

Free Throws Attempted
 Season 10 vs. CSUN, 12-1-01
 Career 11 - two times

Steals
 Season 4 vs. Norfolk St., 11-21-00
 Career 4 - two times

Minutes Played
 Season 36 at Texas A&M-Corpus

This Season: MWC Rankings: 1st in scoring (18.1), 1st in rebounding (9.9), 1st in defensive rebounds (7.00), 3rd in offensive rebounds (2.86), 5th in blocked shots (1.29), 6th in field goal percentage (57.4). Simply playing the best basketball of his career... In the last eight games, during which SDSU is 6-2, he is averaging: 20.8 points, 10.9 rebounds, 1.9 assists, 1.3 blocks and has connected on 62.4 percent of his field goal attempts... Scored in double figures in 36 of his 39 Aztec games... Has 14 20+ scoring games, including seven this season... Has 15 career double-doubles, including a Mountain West Conference best nine this season... The nine double-doubles this season rank among the top ten nationally... Improved numbers this season include scoring (18.3-to-15.9), field goal percentage (58 percent this year, 42 last season), rebounding average (9.9-to-6.6), and three-point percentage (38.9-to-29.2)... 50 percent or better from the field in five of his last six games... Started all 43 games at SDSU since transferring from Fresno State following his freshman season.

2001-02 Game-By-Game Statistics

Date	Opponent	MP	FG-FGA	3FG-FGA	FT-FTA	REB	PF	A	TO	BK	S	TP
11-16	vs. Northern Iowa	31^	7-11	1-2	1-2	2-3=5	2	2	5	1	1	16
11-17	at Texas Tech	34^	5-11	1-1	4-8	3-10=13	4	2	3	2	1	15
11-21	Norfolk State	33^	10-18	2-3	1-3	5-8=13	3	3	0	1	4	23
11-24	at New Mexico State	24^	2-10	0-0	2-4	3-3=6	3	1	2	1	0	6
11-27	UC San Diego	19^	6-9	0-2	3-4	0-5=5	2	1	0	0	1	15
12-1	Cal State Northridge	34^	6-11	0-1	8-10	4-6=10	2	1	6	0	0	20
12-5	at San Diego	30^	7-9	0-1	0-0	1-9=10	3	0	6	3	0	14
12-8	Fresno State	32^	7-12	1-2	4-7	3-6=9	3	3	5	2	0	19
12-14	at Hawaii	32^	3-10	1-1	6-7	2-9=11	3	0	10	2	2	13
12-20	Eastern Washington	24^	10-16	0-1	3-6	1-4=5	2	0	5	0	2	23
12-29	at Duke	34^	11-14	0-1	0-1	3-12=15	3	3	5	1	1	22
12-31	Columbia	32^	6-13	0-0	4-8	4-5=9	3	3	3	1	0	16
1-2	IPFW	28^	7-12	0-0	8-9	3-10=13	2	4	2	1	0	22
1-8	at Texas A&M-CC	36^	14-18	1-2	1-1	6-8=14	3	2	1	3	3	30
1-12	at Brigham Young*	35^	10-14	0-1	1-2	2-9=11	4	0	6	0	0	21
1-14	at Utah*											
1-19	Colorado State*											
1-21	Wyoming*											
1-26	UNLV*											
1-29	Houston											
2-2	at New Mexico*											
2-4	at Air Force*											
2-9	Utah*											
2-11	Brigham Young*											
2-16	at Colorado State*											
2-18	at Wyoming*											
2-23	at UNLV*											
2-28	New Mexico*											
3-2	Air Force*											

* - Indicates Mountain West Conference game. ^ - Indicates started game.

Holcomb Career Statistics

Year	G-GS	Min.-Avg.	FG-FGA	Pct.	3P-3PA	Pct.	FT-FTA	Pct.	O R	D R	Reb	Avg.	PF-D	AT	TO	B S	ST	Pts	Avg.
98-99	31-0	429-13.8	63-128	.492	8-19	.421	30-53	.566	38	55	93	3.0	40-0	18	51	15	15	164	5.3
00-01	28-28	863-30.8	163-386	.422	19-65	.292	99-145	.683	53	132	185	6.6	73-1	40	91	19	24	444	15.9
01-02	15-15	458-30.5	111-190	.584	7-18	.389	46-72	.639	42	107	149	9.9	42-0	25	59	18	15	275	18.3
Totals	74-43	1,750-23.6	337-704	.479	34-102	.333	175-270	.648	133	294	427	5.8	155-1	83	201	52	54	883	11.9



30 • MIKE MACKELL

Center 6-9 241 Jr.-TR Washington D.C. (Eastern High/Porterville JC)

One of the nation's premiere junior college transfers who is expected to pay immediate dividends and see major playing time at center, the only position where the Aztecs do not have a returning starter... Took official visits to Oklahoma State and Pittsburgh and received "legitimate interest" according to an ESPN.com story from Kentucky and Connecticut.

This Season: *MWC Rankings: 13th in field goal percentage (54.5).* Played in all 15 games and has 13 starts this season... Has six double-digit scoring games this season... Pulled down seven or more rebounds on four occasions, including the game at Texas A&M-Corpus Christi (1-8)... Shot 50 percent or better from the floor in nine of 15 games this season... Had two monster dunks in the Aztecs victory over Fresno State (12-8).

Season/Career Highs

Points
Career 18 at NMSU, 11-24-01

Rebounds
Career 8 at Texas Tech, 11-17-01

Assists
Career 2 vs. Fresno St., 12-8-01

Field Goals
Career 7 at NMSU, 11-24-01 and vs. EWU, 12-20-01

Three-Point Field Goals
Career -

Free Throws
Career 11 at BYU, 1-12-02

Free Throws Attempted
Career 12 at BYU, 1-12-02

Steals
Career 2 vs. UCSD, 11-27-01

Minutes Played
Career 35 at Texas Tech, 11-17-01


2001-02 Game-By-Game Statistics

Date	Opponent	MP	FG-FGA	3FG-FGA	FT-FTA	REB	PF	A	TO	BK	S	TP
11-16	vs. Northern Iowa	25^	6-9	0-0	3-4	2-1=3	4	1	1	0	1	15
11-17	at Texas Tech	35^	4-10	0-0	2-2	2-6=8	3	0	2	0	1	10
11-21	Norfolk State	17	3-6	0-0	1-2	2-2=4	0	1	4	0	0	7
11-24	at New Mexico State	21	7-9	0-0	4-6	1-6=7	5	0	2	0	0	18
11-27	UC San Diego	17^	2-2	0-0	2-2	2-1=3	2	1	2	0	2	6
12-1	Cal State Northridge	13^	1-3	0-0	1-2	3-4=7	5	0	3	0	0	3
12-5	at San Diego	22^	4-7	0-0	1-3	2-1=3	2	0	1	0	1	9
12-8	Fresno State	24^	6-10	0-0	5-6	2-3=5	4	2	1	0	0	17
12-14	at Hawai'i	14^	1-2	0-0	0-0	0-0=0	3	0	0	1	0	2
12-20	Eastern Washington	20^	7-11	0-0	2-3	1-1=2	1	0	1	0	0	16
12-29	at Duke	14^	1-5	0-0	0-2	0-1=1	5	0	1	0	1	2
12-31	Columbia	20^	3-7	0-0	0-3	1-0=1	3	0	2	1	0	6
1-2	IPFW	14^	1-3	0-0	4-4	1-0=1	2	1	2	0	0	6
1-8	at Texas A&M-CC	19^	2-4	0-0	0-0	2-5=7	5	2	2	0	0	4
1-12	at Brigham Young*	26^	2-6	0-0	11-12	4-2=6	5	1	0	0	0	15
1-14	at Utah*											
1-19	Colorado State*											
1-21	Wyoming*											
1-26	UNLV*											
1-29	Houston											
2-2	at New Mexico*											
2-4	at Air Force*											
2-9	Utah*											
2-11	Brigham Young*											
2-16	at Colorado State*											
2-18	at Wyoming*											
2-23	at UNLV*											
2-28	New Mexico*											
3-2	Air Force*											

* - Indicates Mountain West Conference game. ^ - Indicates started game.

► Mackell Career Statistics

Year	G-GS	Min.-Avg.	FG-FGA	Pct.	3P-3PA	Pct.	FT-FTA	Pct.	O R	D R	Reb	Avg.	PF-D	AT	TO	B S	ST	Pts	Avg.
01-02	15-13	301-20.1	50-94	.532	0-0	.000	36-51	.706	25	33	58	3.9	49-5	9	24	2	6	136	9.1



33 • MYRON EPPS

Forward 6-6 221 Sr.-3L Tulare, Calif. (Union High)

Enters senior season as San Diego State's most experienced player... Became the 18th player in school history to score 1,000 career points and entered the season 16th in Aztec history in scoring... First Aztec player to average double figures in three consecutive seasons since Chad Nelson did it in 1994-95, 1995-96 and 1996-97 seasons... Led San Diego State in field-goal percentage in each of his three seasons, joining only Von Jacobsen (1968-69, 1969-70 and 1970-71) as the only Aztec players to do that in the Division I era... Is the only player on the current squad that was a member of the team when Steve Fisher was hired on March 26, 1999.

Season/Career Highs

Points
Season 9 at Texas Tech, 11-17-00
Career 32 at Wyoming, 1-29-00

Rebounds
Season 6 at NMSU, 11-24-01
Career 12 vs. TA&M-CC, 1-4-01

Assists
Season 4 vs. EWU, 12-20-01
Career 4 vs. SJSU, 2-27-99 and vs. BYU, 2-12-01, vs. EWU, 12-20-01

Field Goals
Season 3 - twice
Career 14 at Wyoming, 1-29-00

Free Throws
Season 5 - twice
Career 9 vs. New Mexico, 2-5-00

Free Throws Attempted
Season 6 - twice
Career 12 vs. Wyoming, 2-19-00 and vs. New Mexico, 2-5-00

Steals
Season 1 vs. CSUN, 12-1-01
Career 2 - two times

Minutes Played
Season 35 vs. UNI, 11-16-01
Career 50 vs Air Force, 1-20-00

This Season: Played in 95 games and has 81 starts at San Diego State, most on the team... His string of 58 consecutive starts was broken against Fresno State (12-8)... San Diego State career rankings: 13th in scoring (1,063), 5th in career starts (81) and 5th in career minutes (2,705)... Had his best game of the season against Eastern Washington (12-20) scoring three points and adding five rebounds and four assists in 16 minutes of action... Has five or more rebounds in four games this season... Averaging 7.7 rebounds per 40 minutes of action... Connected on 16-of-21 free throw attempts this season (76.2 percent) after shooting just 63.6 percent from the line last season... Shooting 51 percent from the field for his career.


2001-02 Game-By-Game Statistics

Date	Opponent	MP	FG-FGA	3FG-FGA	FT-FTA	REB	PF	A	TO	BK	S	TP
11-16	vs. Northern Iowa	35 ^A	1-7	0-0	5-6	3-2=5	2	3	1	0	0	7
11-17	at Texas Tech	19 ^A	3-6	0-0	3-3	0-2=2	0	1	0	0	0	9
11-21	Norfolk State	13 ^A	0-2	0-0	0-0	1-1=2	2	1	0	0	0	0
11-24	at New Mexico State	19 ^A	1-3	0-0	5-6	2-4=6	2	1	2	0	0	7
11-27	UC San Diego	19 ^A	3-4	0-0	0-0	1-3=4	0	1	2	1	0	6
12-1	Cal State Northridge	17 ^A	0-2	0-0	2-2	1-4=5	2	2	4	0	1	2
12-5	at San Diego	6 ^A	0-0	0-0	0-0	1-1=2	1	0	3	0	0	0
12-8	Fresno State	24	2-4	0-0	0-0	0-2=2	2	2	2	0	0	4
12-14	at Hawai'i	4	0-0	0-0	0-0	0-0=0	3	0	1	0	0	0
12-20	Eastern Washington	16	1-2	0-0	1-2	3-2=5	1	4	3	0	0	3
12-29	at Duke				Did Not Play							
12-31	Columbia				Did Not Play							
1-2	IPFW	7	1-1	0-0	0-0	1-0=1	1	0	0	0	0	2
1-8	at Texas A&M-CC	14	1-2	0-0	0-2	2-1=3	0	1	0	0	0	2
1-12	at Brigham Young*	5	0-0	0-0	0-0	0-1=1	1	0	0	0	0	0
1-14	at Utah*											
1-19	Colorado State*											
1-21	Wyoming*											
1-26	UNLV*											
1-29	Houston											
2-2	at New Mexico*											
2-4	at Air Force*											
2-9	Utah*											
2-11	Brigham Young*											
2-16	at Colorado State*											
2-18	at Wyoming*											
2-23	at UNLV*											
2-28	New Mexico*											
3-2	Air Force*											

* - Indicates Mountain West Conference game. ^ - Indicates started game.

Epps Career Statistics

Year	G-GS	Min.-Avg.	FG-FGA	Pct.	3P-3PA	Pct.	FT-FTA	Pct.	O R	D R	Reb	Avg.	PF-D	AT	TO	BS	ST	Pts	Avg.
98-99	26-20	758-28.7	116-241	.481	0-2	.000	76-147	.517	63	82	145	5.6	56-1	14	48	4	10	308	11.8
99-00	28-26	932-33.3	148-290	.510	2-4	.500	104-172	.605	71	94	165	5.9	80-2	18	68	7	10	402	14.4
00-01	28-28	818-29.2	118-215	.549	0-2	.000	75-118	.636	60	66	126	4.5	53-0	27	52	2	10	311	11.1
01-02	13-7	198-15.2	13-33	.394	0-0	.000	16-21	.762	15	23	38	2.9	16-0	16	18	1	1	42	3.2
Totals	95-81	2,706-28.5	395-779	.507	2-8	.250	271-458	.592	209	265	474	5.0	205-3	75	186	14	31	1,063	11.2



34 • AERICK SANDERS

Forward 6-8 198 So.-1L Carson, Calif. (Gardena Serra High)

Was a consistent contributor as a freshman before suffering a stress reaction in his right foot that put an end to his season in mid-January... Very athletic for a power forward player, he continues to look more comfortable on the court... Off-season strength and conditioning program helping him to compete in the low post... Team player that will grind in the low post for the betterment of the team.

This Season: Already posted career highs for points (12 vs. UC San Diego) and rebounds (10 at New Mexico State)... Pulled down 56 rebounds in 196 minutes of action... That prorates to 11.4 rebounds per 40 minutes of action... Made 18 of his last 27 field goal attempts (66.7 percent)... Had eight rebounds in just 14 minutes against Eastern Washington (12-20) and six boards in 15 minutes vs. IPFW (1-2)... Scored in 13 consecutive games.

Season/Career Highs

Points
Season 12 vs. UCSD, 11-27-01
Career 12 vs. UCSD, 11-27-01

Rebounds
Season 10 at NMSU, 11-24-01
Career 10 at NMSU, 11-24-01

Assists
Season 1 - three times
Career 1 - seven times

Field Goals
Season 6 vs. UCSD, 11-27-01
Career 6 vs. UCSD, 11-27-01

Free Throws
Season 2 vs. Fresno St., 12-8-01
Career 3 vs. Sac St., 12-2-00

Free Throws Attempted
Season 2 - two times
Career 4 vs. Sac St., 12-2-00

Blocked Shots
Season 1 - eight times
Career 4 vs. Fla. Atlantic, 11-30-00

Minutes Played
Season 20 vs. UCSD, 11-27-01
Career 24 vs. USD, 12-9-00

2001-02 Game-By-Game Statistics

Date	Opponent	MP	FG-FGA	3FG-FGA	FT-FTA	REB	PF	A	TO	BK	S	TP
11-16	vs. Northern Iowa	14	0-0	0-0	0-0	2-4=6	0	1	0	1	0	0
11-17	at Texas Tech	6	0-0	0-0	0-0	0-0=0	4	1	0	0	0	0
11-21	Norfolk State	15	2-5	0-0	0-0	2-1=3	1	0	1	1	1	4
11-24	at New Mexico State	19	3-7	0-0	0-0	7-3=10	5	0	1	1	1	6
11-27	UC San Diego	20	6-8	0-0	0-0	0-6=6	3	0	0	0	0	12
12-1	Cal State Northridge	17	1-1	0-0	1-2	1-4=5	3	0	1	1	0	3
12-5	at San Diego	12	1-2	0-0	0-0	1-1=2	1	0	1	0	1	2
12-8	Fresno State	8	1-2	0-0	2-2	1-1=2	0	0	0	1	0	4
12-14	at Hawai'i	9	1-1	0-0	0-0	0-1=1	2	0	0	0	0	2
12-20	Eastern Washington	14	1-1	0-0	0-0	1-7=8	4	0	0	1	2	2
12-29	at Duke	8	1-1	0-0	0-0	0-1=1	2	0	1	1	1	2
12-31	Columbia	14	3-4	0-0	1-3	1-2=3	5	0	0	1	0	7
1-2	IPFW	15	1-2	0-0	1-2	3-3=6	3	1	0	0	0	3
1-8	at Texas A&M-CC	16	1-3	0-0	0-0	1-0=1	3	0	1	0	0	2
1-12	at Brigham Young*	9	1-2	0-0	2-2	0-2=2	4	0	1	0	1	4
1-14	at Utah*											
1-19	Colorado State*											
1-21	Wyoming*											
1-26	UNLV*											
1-29	Houston											
2-2	at New Mexico*											
2-4	at Air Force*											
2-9	Utah*											
2-11	Brigham Young*											
2-16	at Colorado State*											
2-18	at Wyoming*											
2-23	at UNLV*											
2-28	New Mexico*											
3-2	Air Force*											

* - Indicates Mountain West Conference game. ^ - Indicates started game.

► Sanders Career Statistics

Year	G-GS	Min.-Avg.	FG-FGA	Pct.	3P-3PA	Pct.	FT-FTA	Pct.	O R	D R	Reb	Avg.	PF-D	AT	TO	B S	ST	Pts	Avg.
00-01	16-0	264-16.5	25-46	.543	0-0	.000	10-23	.435	24	37	61	3.8	41-2	5	16	15	13	60	3.8
01-02	15-0	196-13.1	23-39	.590	0-0	.000	7-11	.636	20	36	56	3.7	40-2	3	7	8	7	53	3.5
Totals	31-0	460-14.8	48-85	.565	0-0	.000	17-34	.500	44	73	117	3.8	81-4	8	23	23	20	113	3.6

SAN DIEGO STATE RECORDS UPDATE

► CAREER POINTS

Pl.	Name, Years	Points
1.	Michael Cage, 81-82-83-84	1,846
2.	Anthony Watson, 83-84-85-86	1,735
3.	Tony Pinkins, 55-56-57	1,473
4.	Bob Brady, 52-53-54	1,389
5.	Steve Copp, 73-74-75-76	1,352
6.	Al Skalecky, 66-67-68	1,271
7.	Tony Ross, 87-88-89	1,254
8.	Chad Nelson, 94-95-96-97	1,225
9.	Will Connolly, 75-76-77	1,188
	Von Jacobsen, 69-70-71	1,188
11.	Bernie Finlay, 58-59-60	1,110
12.	Eddie Morris, 80-81-82-83	1,089
13.	Myron Epps, 99-00-01-02	1,063
14.	Danny Newport, 54-55-56	1,048
15.	Milton Phelps, 39-40-41	1,043
16.	Dave Miller, 66-67-68	1,021
17.	Leonard Allen, 82-83-84-85	1,019
18.	Kim Goetz, 78-79	1,005

► CAREER ASSISTS

Pl.	Name, Years	Assists
1.	Tony Gwynn, 78-79-80-81	590
2.	Chad Nelson, 94-95-96-97	412
3.	Mark Delsman, 74-75-76-77	376
4.	Anthony Watson, 83-84-85-86	356
5.	Keith Smith, 82-83	349
6.	Dean Decker, 77-78	307
7.	Ray Leary, 74-75-76	279
8.	Mike Dodd, 76-77-78-79	277
9.	Creon Dorsey, 85-86	263
10.	Bryan Williams, 88-89	243
nr.	Deandre Moore, 01-02	165

► CAREER 3-POINT FGS

Pl.	Name, Years	3FG
1.	Tony Ross, 87-88-89	270
2.	Jason Richey, 97-98	136
3.	Chad Nelson, 94-95-96-97	122
4.	Michael Best, 89-90	107
5.	David Abramowitz, 99-00-01	98
6.	Berry Randle, 93-94-95-96	76
7.	AL Faux, 01-02	66
8.	Matt Watts, 98-99	65
9.	Brady Trenkel, 95-97-99	56
	Chris Walters, 93-94	56
11.	Josko Visnjic, 98	55
nr.	Karlo Kovacic, 01-02	46

► GAMES STARTS

Since 1978-79 season

Pl.	Name, Years	Starts
1.	Michael Cage, 81-82-83-84	112
2.	Leonard Allen, 82-83-84-85	110
3.	Chad Nelson, 94-95-96-97	103
4.	Anthony Watson, 83-84-85-86	93
5.	Myron Epps, 99-00-01-02	81
6.	Marcelo Correa, 97-98-99-00-01	76
7.	Joe McNaull, 91-92-93	62
	Eddie Morris, 80-81-82-83	62
9.	Tony Gwynn, 78-79-80-81	61
10.	Rodney Hawkins, 1987-88	59

► CAREER MINUTES

Pl.	Name, Years	Minutes
1.	Michael Cage, 81-82-83-84	4,262
2.	Chad Nelson, 94-95-96-97	3,692
3.	Anthony Watson, 83-84-85-86	3,330
4.	Leonard Allen, 82-83-84-85	3,191
5.	Myron Epps, 99-00-01-02	2,705
6.	*Tony Gwynn, 1978-79-80-81	2,422
7.	Tony Ross, 1987-88-89	2,402
8.	Joe McNaull, 1991-92-93	2,101
9.	Eddie Morris, 1980-81-82-83	1,962
10.	Rodney Hawkins, 1987-88	1,880

* - Minutes not available from Gwynn's first season in 1977-78.

SAN DIEGO STATE UNIVERSITY

**Record: 10-5 (Home: 7-0, Away: 2-5, Neutral: 1-0)
Mountain West Conference: 0-1 (Home: 0-0; Away: 0-1)**

Date	Opp NR	Opponent	San Diego State High							
			SDSU Result	W-L	Record	MWC	Scorer	Rebounder	Assists	Attendance
Nov. 16		~vs.Northern Iowa	W 71-57	W1	1-0		Bland-24	Moore/Sanders-6	Bland-8	10,444
Nov. 17		~at Texas Tech	L 71-81	L1	1-1		Bland-24	Holcomb-13	Moore-6	9,638
Nov. 21		NORFOLK STATE	W 78-71	W1	2-1		Bland-24	Holcomb-13	Bland-9	4,877
Nov. 24		at New Mexico State	L 79-94	L1	2-2		Bland-22	Sanders-10	Bland/Moore-4	7,546
Nov. 27		UC SAN DIEGO	W 98-53	W1	3-2		Bland-20	Sanders-6	Bland-8	4,764
Dec. 1		CAL STATE NORTHRIDGE	W 80-70	W2	4-2		Bland-22	Holcomb-10	Johnson-3	5,435
Dec. 5		at San Diego	L 67-72	L1	4-3		Faux-25	Holcomb-10	Smith-4	(c) 5,100
Dec. 8	21/16	FRESNO STATE	W 93-78	W1	5-3		Faux-25	Holcomb-9	Faux-6	8,438
Dec. 14		at Hawai'i	W 61-58	W2	6-3		Faux-20	Holcomb-11	Moore/Smith-4	6,443
Dec. 20		EASTERN WASHINGTON	W 86-58	W3	7-3		Holcomb-23	Sanders-8	Faux/Moore/Smith-5	4,694
Dec. 29	1/1	at Duke (D)	L 79-92	L1	7-4		Holcomb-22	Holcomb-15	Smith-6	(c) 9,314
Dec. 31		COLUMBIA (D)	W 75-59	W1	8-4		Faux/Holcomb-16	Holcomb-9	Bland-5	4,576
Jan. 2		IPFW	W 90-72	W2	9-4		Holcomb-22	Holcomb-13	Holcomb/Smith-4	4,284
Jan. 8		at Texas A&M-CC	W 82-79	W3	10-4		Holcomb-30	Holcomb-14	Bland-6	1,357
Jan. 12		*at Brigham Young (D)	L 64-75	L1	10-5	0-1	Holcomb-21	Holcomb-11	Faux-3	19,411
Jan. 14		*at Utah								
Jan. 19		*COLORADO STATE								
Jan. 21		*WYOMING								
Jan. 26		*UNLV								
Jan. 29		HOUSTON								
Feb. 2		*at New Mexico								
Feb. 4		*at Air Force								
Feb. 9		*UTAH								
Feb. 11		*BRIGHAM YOUNG								
Feb. 16		*at Colorado State								
Feb. 18		*at Wyoming								
Feb. 23		*at UNLV								
Feb. 28		*NEW MEXICO								
Mar. 2		*AIR FORCE								
Mar. 7-9		^Mountain West Tournament								

Caps denotes home game. ~ – 2001 Ford Red Raider Classic (Lubbock, Texas). * – Indicates Mountain West Conference Game. ^ – Mountain West Conference Championship (Las Vegas, Nev.). Two-letter abbreviation indicates round, number to left of team indicates seed. Opp. NR – Indicates San Diego State's opponent national rankings in the Associated Press and ESPN/USA Today coaches polls at gametime. :00 – Time remaining in the final ten seconds when winning team scored final points to break a tie or win the game. D – Indicates day game. c – Indicates capacity.

Record/Attendance Summary

	G	W-L	Total	Average	High
Home	7	7-0	37,068	5,295	8,438 vs. Fresno State (Dec. 8)
Mountain West					
Away	7	2-5	58,809	8,401	19,411 at Brigham Young (Jan. 12)
Mountain West	1	0-1	19,411	19,411	19,411 at Brigham Young (Jan. 12)
Neutral	1	1-0	10,444	10,444	10,444 vs. Northern Iowa (Nov. 16)
Total	15	10-5	106,321	7,088	19,411 at Brigham Young (Jan. 12)
Mountain West	1	0-1	19,411	19,411	19,411 at Brigham Young (Jan. 12)

Win/Loss Margin

	1	2	3	4	5	6	7	8	9	10	11	12	13	14	15	16	17	18	19	20	21	22	23	24	25	28	45
Win		2					1			1				1	1	1		1								1	1
Loss					1					1	1		1		1												

SAN DIEGO STATE UNIVERSITY

Record: 10-5 (Home: 7-0, Away: 2-5, Neutral: 1-0)

No.	Player	GP	GS	Min	Avg	TOTAL		3-PTS		FT-FTA		REBOUNDS				PF	FO	A	TO	Blk	Stl	Pts	Avg
						FG-FGA	Pct	3FG-FGA	Pct	Pct	Pct	Off	Def	Tot	Avg								
23	HOLCOMB, Randy	15	15	458	30.5	111-190	.584	7-18	.389	46-72	.639	42	107	149	9.9	42	0	25	59	18	15	275	18.3
04	BLAND, Tony	15	15	517	34.5	88-210	.419	15-44	.341	60-79	.759	13	35	48	3.2	21	0	61	49	5	16	251	16.7
05	FAUX, Al	11	8	306	27.8	77-154	.500	26-66	.394	22-39	.564	14	30	44	4.0	20	0	23	22	3	23	202	18.4
30	MACKELL, Mike	15	13	301	20.1	50-94	.532	0-0	.000	36-51	.706	25	33	58	3.9	49	5	9	24	2	6	136	9.1
02	SMITH, Brandon	13	8	235	18.1	23-38	.605	0-7	.000	19-30	.633	10	19	29	2.2	33	2	45	25	5	18	65	5.0
34	SANDERS, Aerick	15	0	196	13.1	23-39	.590	0-0	.000	7-11	.636	20	36	56	3.7	40	2	3	7	8	7	53	3.5
03	WALTON, Chris	15	2	235	15.7	20-45	.444	0-3	.000	11-18	.611	15	36	51	3.4	34	1	15	13	5	9	51	3.4
33	EPPS, Myron	13	7	198	15.2	13-33	.394	0-0	.000	16-21	.762	15	23	38	2.9	17	0	16	18	1	1	42	3.2
10	KOVACIC, Karlo	10	0	99	9.9	10-32	.312	8-25	.320	5-7	.714	1	4	5	0.5	10	0	7	5	1	4	33	3.3
01	MOORE, Deandre	15	7	333	22.2	10-28	.357	7-18	.389	5-15	.333	6	27	33	2.2	40	1	41	24	0	13	32	2.1
00	JOHNSON, Tommy	13	0	113	8.7	12-29	.414	6-16	.375	1-4	.250	4	11	15	1.2	19	0	7	2	4	4	31	2.4
32	WARDROP, Ben	4	0	9	2.2	1-6	.167	1-1	1.000	0-0	.000	1	2	3	0.8	1	0	1	2	0	0	3	0.8
TEAM												27	26	53	3.5							1	
SDSU TOTALS		15			438-898		.488	70-198	.354	228-347	.657	193	389	582	38.8	326	11	253	251	52	116	1174	78.3
OPPONENTS		15			361-869		.415	88-288	.306	259-392	.661	178	328	506	33.7	297	-	212	243	44	125	1069	71.3

SCORE BY PERIODS:	1st	2nd	Total
SAN DIEGO STATE	545	629	- 1,174
Opponents	530	539	- 1,069

Mountain West Conference: 0-1 (Home: 0-0; Away: 0-1)

No.	Player	GP	GS	Min	Avg	TOTAL		3-PTS		FT-FTA		REBOUNDS				PF	FO	A	TO	Blk	Stl	Pts	Avg
						FG-FGA	Pct	3FG-FGA	Pct	Pct	Pct	Off	Def	Tot	Avg								
23	HOLCOMB, Randy	1	1	35	35.0	10-14	.714	0-1	.000	1-2	.500	2	9	11	11.0	4	0	0	6	0	0	21	21.0
30	MACKELL, Mike	1	1	26	26.0	2-6	.333	0-0	.000	11-12	.917	4	2	6	6.0	5	1	1	0	0	0	15	15.0
05	FAUX, Al	1	1	32	32.0	5-18	.278	2-5	.400	2-3	.667	1	2	3	3.0	3	0	3	3	0	1	14	14.0
02	SMITH, Brandon	1	1	24	24.0	2-3	.667	0-0	.000	0-0	.000	3	3	6	6.0	4	0	2	2	0	0	4	4.0
34	SANDERS, Aerick	1	0	9	9.0	1-2	.500	0-0	.000	2-2	1.000	0	2	2	2.0	4	0	0	1	0	1	4	4.0
01	MOORE, Deandre	1	0	19	19.0	1-2	.500	1-2	.500	0-0	.000	0	1	1	1.0	2	0	1	0	0	0	3	3.0
04	BLAND, Tony	1	1	36	36.0	0-10	.000	0-0	.000	2-2	1.000	0	2	2	2.0	1	0	1	1	2	0	2	2.0
03	WALTON, Chris	1	0	11	11.0	0-1	.000	0-0	.000	1-2	.500	0	2	2	2.0	2	0	2	0	0	0	1	1.0
33	EPPS, Myron	1	0	5	5.0	0-0	.000	0-0	.000	0-0	.000	0	1	1	1.0	1	0	0	0	0	0	0	0.0
10	KOVACIC, Karlo	1	0	2	2.0	0-1	.000	0-1	.000	0-0	.000	0	0	0	0.0	0	0	0	0	0	0	0	0.0
00	JOHNSON, Tommy	1	0	1	1.0	0-0	.000	0-0	.000	0-0	.000	0	0	0	0.0	0	0	0	0	0	0	0	0.0
TEAM												6	4	10	10.0							0	
SDSU TOTALS		1			21-57		.368	3-9	.333	19-23	.826	16	28	44	44.0	26	1	10	13	2	2	64	64.0
OPPONENTS		1			22-49		.449	5-16	.312	26-35	.743	7	21	28	28.0	20	-	12	8	4	6	75	75.0

SCORE BY PERIODS:	1st	2nd	Total
SAN DIEGO STATE	32	32	- 64
Opponents	39	36	- 75

SAN DIEGO STATE UNIVERSITY

2001-02 Game-By-Game Results

Opponent	Site/Date	FG-FGA	Pct	3P-3PA	Pct	FT-FTA	Pct	Off-Def	Tot	PF	AT	TO	BS	ST	1st-2nd	Pts
vs. SDSU	N	25-62	.403	4-16	.250	17-23	.739	15-30	45	19	19	14	4	8	27-44	71
Northern Iowa	11/16	18-52	.346	4-19	.211	17-25	.680	8-24	32	20	8	13	1	4	28-29	57
SDSU	A	27-57	.474	5-12	.417	12-17	.706	8-26	34	24	15	16	2	2	33-38	71
at Texas Tech	11/17	27-66	.409	5-9	.556	22-32	.688	20-24	44	17	18	8	3	9	50-31	81
at SDSU	H	30-70	.429	11-27	.407	7-13	.538	14-19	33	17	23	13	2	10	36-42	78
Norfolk State	11/21	29-56	.518	5-12	.417	8-14	.571	9-28	37	16	18	24	5	11	32-39	71
SDSU	A	32-71	.451	2-9	.222	13-20	.650	16-25	41	25	13	13	3	7	30-49	79
at New Mexico St.	11/24	31-68	.456	10-21	.476	22-28	.786	16-27	43	16	18	14	6	4	45-49	94
at SDSU	H	40-59	.678	4-9	.444	14-18	.778	8-28	36	11	26	15	3	9	57-41	98
UC San Diego	11/27	19-53	.358	10-33	.303	5-14	.357	9-13	22	17	11	20	1	9	30-23	53
at SDSU	H	21-43	.488	5-14	.357	33-44	.750	15-30	45	24	13	26	1	5	44-36	80
CS Northridge	12/1	26-61	.426	6-20	.300	12-27	.444	12-12	24	34	15	14	1	11	36-34	70
SDSU	A	28-52	.538	4-13	.308	7-18	.389	11-20	31	26	10	22	4	8	37-30	67
San Diego	12/5	24-51	.471	5-12	.417	19-32	.594	13-22	35	15	17	18	1	10	29-43	72
at SDSU	H	33-67	.493	7-15	.467	20-33	.606	13-29	42	21	24	14	5	5	41-52	93
Fresno State	12/8	28-69	.406	9-31	.290	13-21	.619	12-26	38	23	17	15	2	8	40-38	78
SDSU	A	20-50	.400	5-11	.455	16-23	.696	12-22	34	26	13	20	6	10	19-42	61
at Hawai'i	12/14	17-54	.315	1-12	.083	23-30	.767	15-20	35	20	11	18	5	7	26-32	58
at SDSU	H	34-62	.548	4-11	.364	14-25	.560	14-27	41	23	22	15	3	13	39-47	86
Eastern Washington	12/20	18-51	.353	2-14	.143	20-28	.714	7-20	27	20	8	18	3	8	31-27	58
SDSU	A	33-62	.532	2-8	.250	11-17	.647	6-32	38	27	16	24	4	10	35-44	79
at Duke	12/29	28-60	.467	11-29	.379	25-39	.641	6-27	33	17	18	17	4	10	46-46	92
at SDSU	H	29-55	.527	3-7	.429	14-24	.583	10-20	30	20	12	12	5	11	35-40	75
Columbia	12/31	19-42	.452	6-15	.400	15-24	.625	9-22	31	20	10	22	7	8	29-30	59
at SDSU	H	29-61	.475	5-18	.278	27-39	.692	19-27	46	19	15	18	4	7	42-48	90
IPFW	1/2	29-71	.408	1-18	.056	13-19	.684	18-19	37	29	15	18	0	11	30-42	72
SDSU	A	36-70	.514	6-19	.316	4-10	.400	16-26	42	18	22	16	4	9	38-44	82
Texas A&M-CC	1/8	26-66	.394	8-27	.296	19-24	.792	17-23	40	13	14	16	1	9	39-40	79
SDSU	A	22-49	.449	5-16	.313	26-35	.743	7-21	28	20	12	8	4	6	39-36	75
Brigham Young	1/12	21-57	.368	3-9	.333	19-23	.826	16-28	44	26	10	13	2	2	32-32	64

SAN DIEGO STATE UNIVERSITY

2001-02 Player Points/Rebounds/Assists Game-By-Game

Opponent	0 Tommy Johnson	1 Deandre Moore	2 Brandon Smith	3 Chris Walton	4 Tony Bland	5 Al Faux	10 Karlo Kovacic	12 Jim Roban	23 Randy Holcomb	30 Mike Mackell	32 Ben Wardrop	33 Myron Epps	34 Aerick Sanders
vs. Northern Iowa	0/3/0	9/6/4*	INJ	0/5/0	24/5/8*	TS	NS	INJ	16/5/2*	15/3/1*	CD	7/5/3*	0/6/1
at Texas Tech	3/1/0	0/1/6*	INJ	2/3/2	24/1/2*	TS	8/2/1	INJ	15/13/2*	10/8/0*	CD	9/2/1*	0/0/1
NORFOLK STATE	0/1/1	8/1/4*	0/0/2	2/3/1*	24/2/9*	TS	10/2/1	OUT	23/13/3*	7/4/1	CD	0/2/1*	4/3/0
at New Mexico State	6/1/1	2/3/4*	8/1/1	2/2/0*	22/2/4*	TS	2/0/1	OUT	6/6/1*	18/7/0	CD	7/6/1*	6/10/0
UC SAN DIEGO	10/0/0	3/1/1*	6/3/5	7/5/5	20/3/8*	10/2/2	3/0/1	OUT	15/5/1*	6/3/1*	0/2/1	6/4/1*	12/6/0
CAL STATE NORTHRIDGE	0/1/3	2/4/1*	2/1/1	5/2/1	22/4/2*	21/4/2	CD	OUT	20/10/1*	3/7/0*	CD	2/5/2*	3/5/0
at San Diego	0/0/0	0/0/2*	4/2/4	3/2/1	10/0/2*	25/6/1	0/0/0	OUT	14/10/0*	9/3/0*	CD	0/2/0*	2/2/0
FRESNO STATE	CD	1/5/3	8/1/3*	0/2/0	15/5/5*	25/7/6*	CD	OUT	19/9/3*	17/5/2*	CD	4/2/2	4/2/0
at Hawai'i	6/3/1	0/2/4	3/1/4*	6/3/1	9/5/2*	20/3/1*	0/0/0	OUT	13/11/0*	2/0/0*	DNT	0/0/0	2/1/0
EASTERN WASHINGTON	2/2/0	2/3/5	0/1/5*	5/3/0	13/3/3*	15/5/5*	2/0/0	OUT	23/5/0*	16/2/0*	3/0/0	3/5/4	2/8/0
at Duke	0/2/1	0/2/2	13/2/6*	4/4/1	21/4/2*	15/5/1*	CD	OUT	22/15/3*	2/1/0	CD	CD	2/1/0
COLUMBIA	2/0/0	0/3/0	10/2/4*	2/3/0	13/1/5*	16/4/0*	3/1/0	OUT	16/9/3*	6/1/0	0/0/0	TS	7/3/0
Indiana-Purdur Fort Wayne	2/1/0	0/1/0	7/5/4*	12/10/0	14/5/2*	17/0/0*	5/0/3	OUT	22/13/4*	6/1/1*	0/1/0	2/1/0	3/6/1
at Texas A&M-Corpus Christi	CD	2/0/4	0/4/4*	0/2/1	18/6/6*	24/5/2*	CD	OUT	30/14/2*	4/7/2*	CD	2/3/1	2/1/0
at Brigham Young	0/0/0	3/1/1	4/6/2	1/2/2	2/2/1*	14/3/3*	0/0/0	OUT	21/11/0*	15/6/1*	DNT	0/1/0	4/2/0

*at Utah

*COLORADO STATE

*WYOMING

*UNLV

HOUSTON

*at New Mexico

*at Air Force

*UTAH

*BRIGHAM YOUNG

*at Colorado State

*at Wyoming

*at UNLV

*NEW MEXICO

*AIR FORCE

^at Mountain West Conference Tournament

* – Indicates starter. CD – Did Not Play-Coach's Decision. INJ – Did Not Play-Injured. TS – Did Not Play-Team Suspension. NS – Did Not Play-NCAA Suspension. ~ – 2001 Ford Red Raider Classic (Lubbock, Texas). * – Indicates Mountain West Conference Game. ^ – Mountain West Conference Championship (Las Vegas, Nev.).

SAN DIEGO STATE UNIVERSITY

2001-02 Superlatives

Individual

Category	San Diego State	Opponent
Points Scored	30 by Randy Holcomb at Texas A&M-CC (1-8)	28 by Eric Channing, New Mexico State (11-24)
Field Goals	14 by Randy Holcomb at Texas A&M-CC (1-8)	9 by Channing, New Mexico State/Carr, CSUN
Field Goals Attempted	20 by Al Faux at San Diego (12-5)	21 by Markus Carr, Cal State Northridge (12-1)
Highest FG Percentage (min. 5 made)	.786 (11-14) Randy Holcomb at Duke (12-29)	.857 (6-7) Carlos Boozer, Duke (12-29)
Highest FG Percentage (min. 10 made)	.786 (11-14) Randy Holcomb at Duke (12-29)	-
3-Point Field Goals Made	5 by Al Faux vs. Fresno State (12-8)	5 by Chavis, Texas Tech/Channing, NMSU/Jackson, FSU
3-Point Field Goals Attempted	11 by Al Faux at Texas A&M-CC (1-8)	16 by Damon Jackson, Fresno State (12-8)
3-Point Field Goal Percentage (min. 4 made)	71.4 (5-7) by Al Faux vs. Fresno State (12-8)	1.000 (5-5) by Will Chavis at Texas Tech (11-17)
Free Throws	11 by Mike Mackell at Brigham Young (1-12)	10 by Sieverding, UNI/Ellis, Texas Tech
Free Throws Attempted	12 by Mike Mackell at Brigham Young (1-12)	16 by Will Chavis, Texas Tech (11-17)
Free Throw Percentage (min. 5 made)	100.0 (6-6) by Tony Bland vs. Northern Iowa (11-27)	100.0 (10-10) Robbie Sieverding, Northern Iowa (11-16)
Free Throw Percentage (min. 10 made)	91.7 (11-12) by Mike Mackell at Brigham Young (1-12)	100.0 (10-10) Robbie Sieverding, Northern Iowa (11-16)
Offensive Rebounds	7 by Sanders at New Mexico State/Walton vs. IPFW	9 by Andy Ellis, Texas Tech (11-17)
Defensive Rebounds	12 by Randy Holcomb at Duke (12-29)	10 by Seward, Norfolk State/Wiedemann, Columbia
Total Rebounds	15 by Randy Holcomb at Duke (12-29)	15 by Andy Ellis, Texas Tech (11-17)
Assists	9 by Tony Bland vs. Norfolk State (11-21)	8 by Matt Mitchell, Fresno State (12-8)
Blocked Shots	3 by Holcomb at San Diego and at TA&M-CC/Smith at Duke	3 by Burneika, Hawai'i/Mayo, Columbia
Steals	4 by Randy Holcomb vs. Norfolk State (11-21)	5 by Ryan Sims, Cal State Northridge (12-1)
Minutes Played	40 by Tony Bland vs. Norfolk State (11-21)	40 by Gruber, Northern Iowa/Duhon, Duke

Team

SDSU High	SDSU Low	Category	Opponent High	Opponent Low
98 vs. UC San Diego (11-27)	61 at Hawai'i (12-14)	Points Scored	94 by New Mexico State (11-24)	53 by UC San Diego (11-27)
40 vs. UC San Diego (11-27)	20 at Hawai'i (12-14)	Field Goals	31 by New Mexico State (11-24)	17 by Hawai'i (12-14)
71 at New Mexico State (11-24)	43 vs. Cal State Northridge (12-1)	Field Goals Attempted	71 vs. IPFW (1-2)	42 by Columbia (12-31)
.678 vs. UC San Diego (11-27)	.368 at Brigham Young (1-12)	FG Percentage	.518 by Norfolk State (11-21)	.315 by Hawai'i (12-14)
11 vs. Norfolk State (11-21)	2 at New Mexico State/at Duke	3-Point Field Goals Made	11 by Duke (12-29)	1 by Hawai'i /IPFW
27 vs. Norfolk State (11-21)	7 vs. Columbia (12-31)	3-Point Field Goals Attempted	33 by UC San Diego (11-27)	9 by Texas Tech (11-17)
.467 vs. Fresno State (12-8)	.222 at New Mexico State (11-24)	3-Point Field Goal Percentage	.556 by Texas Tech (11-17)	.056 by IPFW (1-2)
33 vs. Cal State Northridge (12-1)	4 at Texas A&M-CC (1-8)	Free Throws	26 by Brigham Young (1-12)	5 by UC San Diego (11-27)
44 vs. Cal State Northridge (12-1)	10 at Texas A&M-CC (1-8)	Free Throws Attempted	39 by Duke (12-29)	14 by Norfolk St/UCSD
.826 at Brigham Young (1-12)	.389 at San Diego (12-5)	Free Throw Percentage	.792 by Texas A&M-CC (1-8)	.357 by UC San Diego (11-27)
19 vs. IPFW (1-2)	6 at Duke (12-29)	Offensive Rebounds	20 by Texas Tech (11-17)	6 by Duke (12-29)
32 at Duke (12-29)	19 vs. Norfolk State (11-21)	Defensive Rebounds	28 by Norfolk State/BYU	12 by Cal State Northridge (12-1)
46 vs. IPFW (1-2)	30 vs. Columbia (12-31)	Total Rebounds	44 by Texas Tech/BYU	22 by UC San Diego (11-27)
27 at Duke (12-29)	11 vs. UC San Diego (11-27)	Fouls	34 by Cal State Northridge (12-1)	13 by Texas A&M-CC (1-8)
2 at New Mexico State/at Duke	0	Fouled Out	1 - several	0
26 vs. UC San Diego (11-27)	10 at San Diego (12-5)/at BYU (1-12)	Assists	18 by Texas Tech/NSU/NMSU/Duke	7 by Texas A&M-CC (1-8)
26 vs. Cal State Northridge (12-1)	12 vs. Columbia (12-31)	Turnovers	24 by Norfolk State (11-21)	8 by Texas Tech/BYU
6 at Hawai'i (12-14)	1 vs. Cal State Northridge (12-1)	Blocked Shots	7 by Columbia (12-31)	0 by IPFW
13 vs. Eastern Washington (12-20)	2 at Texas Tech (11-17)/at BYU (1-12)	Steals	11 by Norfolk State/CSUN/IPFW	4 by UNI/New Mexico State
57 vs. UC San Diego, 1st (11-27)	19 at Hawai'i, 1st (12-14)	Points/Half	50 by Texas Tech, 1st (11-17)	23 by UC San Diego, 2nd (11-27)
.750 vs. UC San Diego, 1st (11-27)	.308 at Hawai'i, 1st (12-14)	FG Percentage/Half	.625 by Norfolk State, 2nd (11-21)	.286 by Texas Tech, 2nd (11-17)

SAN DIEGO STATE UNIVERSITY

Aztec Record When...

Category	This Season	Fisher Era	SDSU Streak
Home	7-0	24-15	Won 8
Away	2-5	4-26	Lost 1
Neutral	1-0	1-1	Won 1
Scoring First	3-2		Lost 1
Opponent Scores First	7-3		Won 2
Leading at Half	7-1	22-7	Won 4
Trailing at Half	3-4	6-35	Lost 1
Tied at Half	0-0	1-0	
Leading with 5:00 Left	9-0		Won 12
Trailing with 5:00 Left	1-5		Lost 4
Tied with 5:00 Left	0-0		
In Overtime	0-2	0-3	Lost 4
SDSU Outrebounds Opp.	7-2	19-9	Lost 1
SDSU is Outrebounded	3-3	10-33	Won 2
SDSU Commits More TOs	3-4	10-30	Lost 2
Opp. Commits More TOs	5-1	16-11	Won 4
SDSU More FT Attempts	4-0	18-16	Won 7
Opp. More FT Attempts	5-5	10-26	Lost 1
SDSU Shoots Better than Opp.	9-3	27-11	Won 3
Opp. Shoots Better than SDSU	1-2	2-31	Lost 2
SDSU Shoots 50% or Better	4-2	13-4	Won 2
SDSU Shoots 40-50%	5-2	14-15	Won 3
SDSU Shoots 40% or Less	1-1	2-23	Lost 1
Opp. Shoots 50% or Better	1-0	2-13	Won 2
Opp. Shoots 40-50%	4-5	11-24	Lost 1
Opp. Shoots 40% or Less	5-0	16-5	Won 10
SDSU Bench Outscores Opp.	3-4	16-21	Lost 1
Opp. Bench Outscores SDSU	6-1	12-19	Won 2
SDSU Scores Less Than 60	0-0	0-18	Lost 33
SDSU Scores Between 60-69	1-2	6-15	Lost 1
SDSU Scores Between 70-79	3-3	11-7	Won 1
SDSU Scores Between 80-89	3-0	7-2	Won 7
SDSU Scores Between 90-99	3-0	5-0	Won 5
SDSU Scores 100+	0-0	0-0	Won 23
Opp. Scores Less Than 60	5-0	13-2	Won 7
Opp. Scores Between 60-69	0-0	9-5	Lost 1
Opp. Scores Between 70-79	5-2	7-20	Lost 1
Opp. Scores Between 80-89	0-1	0-9	Lost 18
Opp. Scores Between 90-99	0-2	0-5	Lost 15
Opp. Scores 100+	0-0	0-1	Lost 7

Miscellaneous Stats

STARTING LINEUPS	RECORD
Epps, Holcomb, Mackell, Bland, Moore	3-2
Epps, Holcomb, Walton, Bland, Moore	1-1
Smith, Holcomb, Mackell, Bland, Faux	6-2

GAMES LED SAN DIEGO STATE IN SCORING	SEASON	CAREER
Tony Bland	.6	6
Randy Holcomb	.6	24
Al Faux	.4	9

GAMES LED SAN DIEGO STATE IN REBOUNDING	SEASON	CAREER
Randy Holcomb	.11	27
Aerick Sanders	.4	5
Deandre Moore	.1	2

GAMES LED SAN DIEGO STATE IN ASSISTS	SEASON	CAREER
Tony Bland	.6	6
Brandon Smith	.5	5
Deandre Moore	.4	21
Al Faux	.3	13
Tommy Johnson	.1	1
Randy Holcomb	.1	4

DOUBLE FIGURE SCORING GAMES	SEASON	CAREER
Randy Holcomb	.14	46
Tony Bland	.13	29
Al Faux	.11	26
Mike Mackell	.6	6
Brandon Smith	.2	27
Tommy Johnson	.1	1
Karlo Kovacic	.1	9
Aerick Sanders	.1	1
Chris Walton	.1	2

DOUBLE-DOUBLES	SEASON	CAREER
Randy Holcomb	.9	15
Chris Walton	.1	1

LEADS AND DEFICITS

SDSU Biggest Halftime Lead	27 vs. UC San Diego (11-27)
SDSU Biggest Halftime Lead Blown	8 at San Diego (12-5)
SDSU Biggest Halftime Deficit	17 at Texas Tech (11-17)
SDSU Biggest Halftime Deficit Overcome for Victory	7 at Hawai'i (12-14)
SDSU Biggest Lead	46 vs. UC San Diego (11-27)
SDSU Biggest Lead Blown	8 at San Diego (12-5)
SDSU Biggest Deficit	25 at Duke (12-29)
SDSU Biggest Deficit Overcome for Victory	13 at Hawai'i (12-14)

SDSU BY MONTH

November	3-2	December	5-2	January	2-1
February		March			

SDSU BY DAY

Sunday	0-0	Monday	1-0	Tuesday	2-0
Wednesday	2-1	Thursday	1-0	Friday	2-0
Saturday	2-4				