

SAN DIEGO STATE

2020 FOOTBALL MEDIA GUIDE



21 CONFERENCE CHAMPIONSHIPS
10 CONSECUTIVE BOWL GAME APPEARANCES

SDSU MISSION VALLEY



AZTEC STADIUM



COMING 2022

Table of Contents



10 STRAIGHT BOWL GAME APPEARANCES ▶ 21 CONFERENCE CHAMPIONSHIPS



San Diego State returns 16 starters from the offensive and defensive side of the ball, including Warrior (safety) Tariq Thompson (left), left tackle Kyle Spalding (middle) and Aztec (safety) Dwayne Johnson Jr. (right).



INTRODUCTION	1
Alphabetical Index	2
Quick Facts	3
Roster	4
Depth Chart	6

Savai'i Eselu	18
Kyle Hoke	19
Mike Schmidt	20
Demetrius Sumler	21
Jordan Thomas	22
Gary Bernardi	23
Kevin Wolthausen	24
Strength & Conditioning	25
Recruiting	26
Graduate Assistants	28
Football Operations	30
Support Staff	31
Medical Staff	33
All-Time Coaches	34



REVIEW	99
Season Review	100
Results and Statistics	101
Mountain West Statistics	108
Game Recaps	110



UNIVERSITY	219
San Diego State University	220
Achievements and Distinctions	221
Prominent Alumni	222
Dr. Adela de la Torre	223
John David Wicker	224
Athletics Directory	225
Aztec Hall of Fame	226
Mountain West	228
Dignity Health Sports Park	230
Aztec Stadium	231
Radio and Television	232
Media Outlets	234



COACHING STAFF	7
Brady Hoke	8
Jeff Horton	12
Jeff Hecklinski	14
Kurt Mattix	15
Hunkie Cooper	16
Doug Deakin	17



STUDENT-ATHLETES	35
Returning Student-Athlete Bios	36
2020 Newcomers	95



RECORDS	123
HISTORY	165

Table of Contents



10 STRAIGHT BOWL GAME APPEARANCES ► 21 CONFERENCE CHAMPIONSHIPS

AZTEC FOOTBALL MEDIA GUIDE

ALPHABETICAL INDEX

All-Americans, First-Team	175
Assistant Coaches Bios	12
Athletic Director, John David Wicker	224
Athletics Directory	225
Attendance	164
Bowl History	171
Coaching History, All-Time	170
Comebacks, Largest	212
Conference Honors	179
Defense, Year-by-Year	168
Depth Chart, 2020	6
Hall of Fame, Aztec	226
Hoke, Bio Brady	8
Letter Winners	190
Longest Plays, All-Time	162
Media Information	233
Media Outlets	234
Mountain West Statistics, 2019	108
National Honors	177
NFL, Aztecs In The	188
NFL Draft	186
Offense, Year-By-Year	166
Player Bios	35
Prominent Alumni	222
Quick Facts	3
Radio and Television	232
Rankings, National	214
Recap, 2019 Season	100
Recaps, 2019 Games	110
Records	123
Results, All-Time	196
Roster, 2020	4
Schedule, 2020	2
San Diego State University	220
Series Records, All-Time	209
Stadium, Aztec	231
Statistics, 2019	101
Support Staff Bios	31
Team Awards	183

2020 SAN DIEGO STATE SCHEDULE

OCT. 24 - DIGNITY HEALTH SPORTS PARK 7:30 p.m. PT • CBSSN		UNLV*
OCT. 31 - LOGAN, Utah 7:30 p.m. MT • CBSSN		at UTAH STATE*
NOV. 6 - DIGNITY HEALTH SPORTS PARK 6 p.m. PT • CBSSN		SAN JOSÉ STATE*
NOV. 14 - DIGNITY HEALTH SPORTS PARK 1 p.m. • TV TBA		HAWAI'I*
NOV. 21 - RENO, Nev. 12:30 p.m. PT • CBSSN		at NEVADA*
NOV. 27 - FRESNO, Calif. TBA • FS1		at FRESNO STATE*
DEC. 5 - DIGNITY HEALTH SPORTS PARK 7:30 p.m. PT • CBSSN		COLORADO STATE*
DEC. 12 - PROVO, Utah TBA • ESPN NETWORKS		at BRIGHAM YOUNG
DEC. 19 - TBA^ TBA • FOX or FS1		MW CHAMPIONSHIP

Note all home games will be played at Dignity Health Sports Park in Carson, Calif.

* - Mountain West game

^ - MW Championship will be played between the the two teams with the highest winning percentage in conference games. The team with the highest winning percentage in conference games will be the host.

2020 SDSU Football Media Guide

The 2020 San Diego State University Football Media Guide is a publication of the San Diego State University athletic media relations office. The publication was written, edited and designed by assistant athletic director - media relations Jamie McConeghy, with assistance from senior associate athletic director of communications and media relations Mike May, and assistant media relations director Jim Solien, and additional assistance from assistant media relations directors Ben Pearson and Richard Stern, media relations coordinator Maddie Heaps, and media relations students Kinsey Linton and Olivia Li.

Covers designed by Jim Solien.

Photography

Ernie Anderson, Derrick Tuskan, Kelly Smiley, Stan Liu, Ken Jacques, football clubs of the National Football League, NCAA photos, Joel Zwink, Betsy McCallum, Fox Sports, Associated Press, USA Today, Andrew Galang, Jim Brady and Sandy Huffaker Jr.



Quick Facts



10 STRAIGHT BOWL GAME APPEARANCES ▶ 21 CONFERENCE CHAMPIONSHIPS

UNIVERSITY INFORMATION

Name: San Diego State University
 Location: San Diego, Calif.
 Founded: 1897
 Enrollment: 33,870
 Nickname: Aztecs
 School Colors: Scarlet (PMS 187) and Black
 Stadium (Capacity): SDCCU Stadium (54,000)
 Surface: Natural Grass
 Conference: Mountain West
 University President: Dr. Adela de la Torre
 Director of Athletics: John David Wicker
 Alma Mater: Mississippi State '92
 Athletics Department Phone: 619-594-3019
 Ticket Office Phone: 619-283-SDSU (7378)
 School Website: sdsu.edu
 Athletics Website: goaztecs.com
 Conference Website: themw.com

TEAM INFORMATION

2019 Record: 10-3
 Conference/Finish: 5-3/T-1st West Division
 Conference Championship: N/A
 Postseason: W, 48-11, vs. Central Michigan in New Mexico Bowl
 Starters Returning/Lost: 16/8
 Offense/Defense/Kickers Returning: 7/9/1
 Offensive System: Multiple
 Defensive System: 3-3-5

COACHES AND STAFF

Head Coach: Brady Hoke
 Alma Mater: Ball State '82
 Record at School (Years): 13-12 (2 years, entering 3rd)
 Career Record (Years): 78-72 (12 years, entering 13th)
 Football Office: 619-594-6769
 Football Fax: 619-594-4775
 Best Time to Contact Hoke: Contact SID Office
 Associate Head Coach/Running Backs: Jeff Horton
 Offensive Coordinator/Quarterbacks: Jeff Hecklinski
 Defensive Coordinator/Linebackers: Kurt Mattix
 Wide Receivers: Hunkie Cooper
 Special Teams Coordinator: Doug Deakin
 Tight Ends: Savai'i Eselu
 Safeties: Kyle Hoke
 Offensive Line: Mike Schmidt
 Cornerbacks: Demetrius Sumler
 Defensive Line: Jordan Thomas
 Asst. AD for Strength & Conditioning: Adam Hall
 On-Campus Recruiting Coordinator/Offensive Quality Control: Kevin McGarry
 Director of Operations: Ruben Pena
 Offensive Analyst: Gary Bernardi
 Defensive Analyst: Kevin Wolthausen
 Football Office Coordinator: Taylor Long
 Long Office Phone: 619-594-7197
 Assistant for Football Recruiting: Matt Razzano
 Razzano Office Phone: 619-594-6769
 Football Operations Specialist: Craig Smith
 Smith Office Phone: 619-594-7198
 Recruiting Coordinator: Nik Embernatte
 Recruiting Coordinator: Karl Jones
 Recruiting Coordinator: Anthony Zampese
 Recruiting Coordinator: Nik Embernatte
 Graduate Assistant - Offensive Line: Patrick Kugler
 Graduate Assistant - Quarterbacks: Matt Linehan
 Graduate Assistant - Defensive Line: Mike Linehan
 Graduate Assistant - Defensive Backs: Colin Lockett
 Asst. AD of Sports Medicine/Head Athletic Trainer: Patrick Spieldenner
 Director of Athletic Equipment Services: Angie Garza

IMPORTANT NUMBERS

San Diego State Department of Athletics: 619-594-3019
 San Diego State Football Office: 619-594-6769
 San Diego State Athletic Media Relations: 619-594-5547
 SDCCU Stadium Press Box: 619-281-0405
 Mountain West Office: 719-488-4040

FOOTBALL HISTORY

Seasons of Football: Entering 98th
 First Year of Football: 1921
 All-Time Record: 565-427-32 (.567)
 Conference Championships: 21
 1922, 1923, 1924, 1936, 1937, 1950, 1951, 1962, 1963, 1966,
 1967, 1969, 1970, 1972, 1973, 1974, 1986, 1998, 2012, 2015, 2016
 Bowl Games: 18 (9-9)
 1948, 1951, 1966, 1967, 1969, 1986, 1991, 1998, 2010,
 2011, 2012, 2013, 2014, 2015, 2016, 2017, 2018, 2019
 Division I Seasons: Entering 52nd
 Division I Record: 333-264-8 (.557)
 Bowl Games: 14 (6-8)
 Last Bowl: 2019 New Mexico Bowl
 Last Bowl Result: San Diego State 48, Central Michigan 11

MEDIA RELATIONS OFFICE

SID Main Office Number: 619-594-5547
 SID Fax Number: 619-582-6541
 Senior Associate Athletic Director of Communications and Media Relations: Mike May*
 Mobile Number: 619-957-8372
 E-Mail: mmay@sdsu.edu
 Assistant AD/Media Relations: Jamie McConeghy*
 Mobile Number: 607-435-5577
 E-Mail: jmconeg@sdsu.edu
 Assistant Media Relations Director: Jim Solien^
 Mobile Number: 619-341-9082
 E-Mail: jsolien@sdsu.edu
 Assistant Media Relations Director: Ben Pearson
 Assistant Media Relations Director: Richard Stern
 Coordinator of Multimedia Productions: Jason Bott
 Media Relations Coordinator: Maddie Heaps
 Address: SDSU Department of Athletics
 Fowler Athletics Center, Suite 3014
 5302 55th Street, San Diego, CA 92182-4309

* - primary football contacts; ^ - secondary contact

RADIO INFORMATION

Flagship Stations: 101.5 KGB, Fox Sports 1360
 Play-By-Play Announcer: Ted Leitner
 Analyst: Rich Ohrmberger
 Sideline Reporter: Judson Richards

VIDEO INFORMATION

Video Footage Contact: Jason Bott
 Contact Bott: 619-594-2428

2019 SCHEDULE/RESULTS (10-3, 5-3 MW)

Date	Opponent	Result	Score	Broadcast
Aug. 31	Weber State	W	6-0	None
Sept. 7	at UCLA	W	23-14	Pac-12 Network
Sept. 14	at New Mexico State	W	31-10	FOX Sports Arizona Plus
Sept. 21	Utah State*	L	17-23	CBS Sports Network
Oct. 5	at Colorado State*	W	24-10	ESPN2
Oct. 12	Wyoming*	W	26-22	CBS Sports Network
Oct. 19	at San Jose State*	W	27-17	None
Oct. 26	at UNLV*	W	20-17	CBS Sports Network
Nov. 9	Nevada*	L	13-17	ESPN2
Nov. 15	Fresno State*	W	17-7	ESPN2
Nov. 23	at Hawaii*	L	11-14	Spectrum Sports
Nov. 30	Brigham Young	W	13-3	CBS Sports Network
Dec. 21	vs. Central Michigan^	W	48-11	ESPN

* - Mountain West game

^ - New Mexico Bowl (Dreamstyle Stadium - Albuquerque, N.M.)

Roster



10 STRAIGHT BOWL GAME APPEARANCES ► 21 CONFERENCE CHAMPIONSHIPS

ROSTER ◀ 2020 SEASON

Alphabetical		
No.	Name	Pos.
89	Albanez, Kyler	TE
38	Aleki, Andrew	LB
40	Alves, Andrew	FB
2	Araiza, Matt	K/P
31	• Armstead, Jaylon	RB
3	Baker, Carson	QB
2	Banks, Keshawn	DL
27	Barfield, Cedarius	CB
21	• Bell, Chance	RB
34	• Bell, Greg	RB
88	Bellinger, Daniel	TE
6	Benson, Dominic	WR
50	Bernard, Turner	LS
75	Bessent, Desmond	OL
90	Blake, Jeffrey	LB
59	• Boersma, Liam	DL
78	Booth, Jalen	OL
51	Bornes, Josh	LB
37	Bracy, TyRee	CB
12	Branch, Dallas	CB
4	Brookshire, Jordon	QB
48	• Brown, Adonis	S
41	• Busbee, BJ	WR
15	Byrd, Jordan	RB
77	Capra, Jacob	OL
55	• Capra, Joey	OL
31	• Celestine, Davaughn	S
61	Crenshaw-Dickson, Brandon	OL
48	• De Los Reyes, Darius	WR
81	Dedeaux, Ethan	WR
41	• Delgado, David	K
45	• Draeger, Wyatt	DE
73	Dunkle, William	OL
87	Duru, Koby	WR
17	• Eucker, Marshall	QB
70	Finney, Aidan	OL
39	Fountain, Garret	LB
42	Fuamatu, Kobah	LB
86	Gilliam, Ronald	WR
85	Givan, Nolan	TE
94	Greene, Aaron	TE
56	• Gudino, Dominic	OL
23	Hall, Darren	CB
64	Harrison, Jonathan	OL
9	Hawkins, Tayler	S
74	Hegehuis, Nolan	OL
60	Hernandez, Sebastian	OL
47	• Himphill, Kaelin	LB
69	Hines, Sam	DL
10	• Horning, Baylor	QB
21	• Hughes, Brody	S
22	Jasmin, Chase	RB
7	Johnson, Lucas	QB
36	Johnson Jr., Dwayne	S
44	Kaho, Vai	LB
98	Kaupiko, Hunter	LB
96	Kothe, Elijah	WR
13	Kuljian, Tanner	P
43	• Lakalaka, Seyddrick	LB
35	• Lotulelei, Leka	RB
52	Lecky, Jaiil	DL
84	Mailangi, Sefo	DL
32	• Malone, Dezjhon	S
64	Martinez, Chris	OL
57	Masaniai, Darrell	LB
45	• Matthews, Jesse	WR
32	• McBride, Connor	FB
54	McDonald, Caden	LB
34	• McElvane, Isaiah	CB
33	McMorris, Patrick	S

Numerical									
No.	Name	Pos.	Ht.	Wt.	Yr.	Exp.	Hometown (High School/College)		
2	Matt Araiza	K/P	6-2	205	So.	1L	San Diego, Calif. (Rancho Bernardo High)		
2	Keshawn Banks	DL	6-4	275	Jr.	2L	Rio Rancho, N.M. (Rio Rancho High)		
3	Carson Baker	QB	6-3	210	So.	SQ	San Diego, Calif. (Helix High)		
4	Jordon Brookshire	QB	6-2	215	Jr.	RS	Santa Rosa, Calif. (Cardinal Newman High/Laney CC)		
5	Mark Salazar	QB	6-3	205	Jr.	SQ	San Diego, Calif. (Rancho Bernardo High)		
6	Dominic Benson	WR	6-2	190	Sr.	SQ	Woodbridge, Va. (Woodbridge High/Ventura College)		
7	Lucas Johnson	QB	6-3	210	Jr.	TR	San Diego, Calif. (Mt. Carmel High/Georgia Tech)		
9	Taylor Hawkins	S	6-1	205	Sr.	3L	Palm Springs, Calif. (Palm Springs High)		
10	Baylor Horning	QB	6-2	200	Fr.	HS	Sparks, Nev. (Reed High)		
10	Noah Tumblyn	CB	6-2	180	Fr.	RS	San Diego, Calif. (Mira Mesa High)		
11	Brionne Penny	WR	6-3	185	Fr.	RS	Norwalk, Calif. (Narbonne High)		
12	Dallas Branch	CB	5-11	175	So.	TR	Redondo Beach, Calif. (Salesian High/Long Beach City College)		
13	Tanner Kuljian	P	5-10	175	Sr.	TR	Temecula, Calif. (Great Oak High/Univ. of San Diego)		
13	Isaiah Richardson	WR	6-1	190	Jr.	1L	Palmdale, Calif. (Chaminade College Prep)		
14	Tariq Thompson	S	6-0	210	Sr.	3L	San Diego, Calif. (St. Augustine High)		
15	Jordan Byrd	RB	5-9	170	Jr.	2L	Albuquerque, N.M. (Manzano High)		
16	Cassius Savage	S	6-1	165	Fr.	HS	Buena Park, Calif. (Western High)		
17	Marshall Eucker	QB	6-5	225	Fr.	HS	Encinitas, Calif. (La Costa Canyon High)		
17	Eric Wilson	CB	6-0	185	Sr.	1L	Oceanside, Calif. (El Camino High/Riverside City College)		
18	Trenton Thompson	S	6-2	200	Sr.	3L	Palm Springs, Calif. (Palm Springs High)		
19	Kyron White	S	5-11	175	Fr.	RS	Fort Worth, Texas (Arlington High)		
20	Rashad Scott	S	6-2	190	Jr.	2L	San Diego, Calif. (Helix High)		
21	Chance Bell	RB	5-10	180	Jr.	2L	Burbank, Calif. (John Burroughs High)		
21	Brody Hughes	S	6-1	210	Fr.	HS	Temecula, Calif. (Temecula Valley High)		
22	Chase Jasmin	RB	5-11	195	Sr.	3L	Agoura Hills, Calif. (Westlake High)		
22	Darren Hall	CB	6-0	190	Jr.	2L	Pasadena, Calif. (Rancho Cucamonga High)		
24	Segun Olubi	S	6-2	215	Sr.	TR	Corona, Calif. (Centennial High/Harding Univ.)		
24	Zidane Thomas	RB	5-11	205	So.	SQ	Peoria, Ariz. (Centennial High)		
26	Mekhi Shaw	CB	5-10	170	Fr.	HS	San Diego, Calif. (Scripps Ranch High)		
26	Kaegun Williams	RB	5-9	195	Jr.	2L	Cedar Hill, Texas (Cedar Hill High)		
27	Cedarius Barfield	CB	5-11	190	So.	1L	El Paso, Texas (El Dorado High)		
29	Allan Mwata	S	6-0	190	So.	SQ	Las Vegas, Nev. (Liberty High)		
31	Jaylon Armstead	RB	5-11	235	Fr.	HS	Los Angeles, Calif. (Serra High)		
31	Davaughn Celestine	S	6-0	195	Fr.	RS	Placentia, Calif. (El Dorado High)		
32	Dezjhon Malone	S	6-2	195	Fr.	HS	Fresno, Calif. (Edison High)		
32	Connor McBride	FB	6-2	240	Jr.	SQ	Irvine, Calif. (Woodbridge High/Saddleback College)		
33	Patrick McMorris	S	6-0	210	So.	1L	Santa Ana, Calif. (Santa Ana High)		
34	Greg Bell	RB	6-0	200	Jr.	TR	Chula Vista, Calif. (Bonita Vista High/Nebraska)		
34	Isaiah McElvane	CB	6-0	185	Fr.	HS	San Jose, Calif. (Valley Christian High)		
35	Leka Lotulelei	RB	5-10	225	Jr.	TR	Khei, Hawaii (Maui High/Merced College)		
35	Jelani Whitmore	CB	6-2	165	Fr.	HS	Rialto, Calif. (Carter High)		
36	Dwayne Johnson Jr.	S	6-2	215	Sr.	3L	Murrieta, Calif. (Vista Murrieta High)		
37	TyRee Bracy	CB	5-10	175	So.	SQ	Milpitas, Calif. (Milpitas High)		
38	Andrew Aleki	LB	6-3	230	Sr.	3L	Honolulu, Hawaii (Kamehameha High)		
39	Garret Fountain	LB	6-4	240	Fr.	RS	Turlock, Calif. (Turlock High)		
40	Andrew Alves	FB	6-2	230	So.	1L	San Diego, Calif. (St. Augustine High)		
41	BJ Busbee	WR	5-8	155	Jr.	2L	Long Beach, Calif. (St. Anthony High)		
41	David Delgado	K	5-10	165	Fr.	RS	San Diego, Calif. (Hilltop High)		
42	Kobah Fuamatu	LB	6-1	230	Fr.	HS	Santa Ana, Calif. (Mater Dei High)		
43	Seyddrick Lakalaka	LB	6-1	235	Jr.	2L	Kalihi, Hawaii (Punahou High)		
44	Vai Kaho	LB	6-1	235	Fr.	HS	Reno, Nev. (Bishop Manogue High)		
45	Wyatt Draeger	DL	6-4	255	Fr.	RS	Reno, Nev. (Reno High)		
45	Jesse Matthews	WR	6-0	190	So.	1L	San Diego, Calif. (Christian High)		
46	Michael Shawcroft	LB	6-2	230	So.	1L	San Diego, Calif. (Helix High)		
47	Kaelin Himphill	LB	6-2	220	Sr.	2L	Hillsboro, Ore. (Liberty High)		
47	Rory Morgan	TE	6-7	215	Fr.	HS	Petaluma, Calif. (St. Vincent De Paul High)		
48	Adonis Brown	S	6-0	175	Jr.	SQ	Westlake, Calif. (Chaminade College Prep/Texas Tech)		
48	Darius De Los Reyes	WR	5-9	170	Fr.	HS	San Diego, Calif. (Lincoln High)		
49	Charlie Rogers	FB	6-2	240	Fr.	RS	Loomis, Calif. (Del Oro High)		
49	Ubaldo Nolasco	DE	6-4	240	Jr.	TR	Chula Vista, Calif. (Olympian High/Southwestern College)		
50	Turner Bernard	LS	6-1	230	Sr.	3L	Glendale, Ariz. (Mountain Ridge High)		
51	Josh Bornes	LB	6-0	220	So.	SQ	Vista, Calif. (San Marcos High)		
52	Jaiil Lecky	DL	6-5	240	Sr.	1L	Antioch, Calif. (Heritage High/College of San Mateo)		
53	Sam Whipple	LB	6-2	215	Fr.	HS	Lake Forest, Calif. (El Toro High)		
54	Caden McDonald	LB	6-3	235	Jr.	2L	Haslet, Texas (Northwest High)		
55	Joey Capra	OL	6-4	300	Fr.	RS	Auburn, Calif. (Placer High)		
55	Cliffton Styles	LB	5-10	205	So.	1L	Pflugerville, Texas (Hendrickson High)		
56	Dominic Gudino	OL	6-3	300	Sr.	3L	Chula Vista, Calif. (Olympian High)		
56	Logan Schwenke	DL	6-3	225	Fr.	HS	Rancho Santa Margarita, Calif. (Mission Viejo High)		
57	Darrell Masaniai	LB	6-2	210	Fr.	HS	Honolulu, Hawaii (St. Louis School)		



Numerical

No.	Name	Pos.	Ht.	Wt.	Yr.	Exp.	Hometown (High School/College)
58	Connor Mitchell	DL	6-5	265	Jr.	2L	Island Lakes, Ill. (Wauconda High)
59	Liam Boersma	DE	6-4	195	Fr.	HS	Dana Point, Calif. (Dana Hills High)
59	Jacob Raab	LS	6-3	250	Jr.	TR	Del Mar, Calif. (Torrey Pines High/Saddleback College)
60	Sebastian Hernandez	OL	6-4	290	Jr.	TR	Norwalk, Calif. (La Mirada High/Cerritos College)
61	Brandon Crenshaw-Dickson	OL	6-6	320	Fr.	RS	Inglewood, Calif. (Narbonne High)
62	Jonathan Harrison	OL	6-5	320	Fr.	HS	Carlsbad, Calif. (Carlsbad High)
63	Daniel Okpoko	DL	6-5	265	So.	SQ	Saskatoon, Saskatchewan, Canada (St. Joseph's High)
64	Chris Martinez	OL	6-4	310	Jr.	SQ	Turlock, Calif. (Pitman High)
65	Justin Yi	OL	6-3	280	So.	SQ	Sunnyvale, Calif. (Homestead High)
66	Jonah Tavai	DL	6-0	305	Jr.	1L	Manhattan Beach, Calif. (Mira Costa High/EI Camino College)
67	Kyle Trombley	OL	6-5	310	Fr.	RS	Yorba Linda, Calif. (Yorba Linda High)
68	Tommy Mirabella	OL	6-4	290	Fr.	HS	Mission Viejo, Calif. (Mission Viejo High)
69	Sam Hines	DL	6-2	260	So.	1L	New Orleans, La. (Saint Mary's College High (Calif.))
70	Aidan Finney	OL	6-6	300	Fr.	HS	Chico, Calif. (Pleasant Valley High)
71	Kyle Spalding	OL	6-6	305	Sr.	2L	McKinleyville, Calif. (McKinleyville High)
72	Alama Uluave	OL	6-2	305	Jr.	2L	Laie, Hawaii (Punahou High)
73	William Dunkle	OL	6-5	330	So.	1L	Chula Vista, Calif. (Eastlake High)
74	Nolan Hegeduis	OL	6-6	275	Fr.	RS	Laguna Hills, Calif. (Laguna Hills High)
75	Desmond Bessent	OL	6-7	305	Jr.	SQ	Tampa, Fla. (Sickles High)
76	Zachary Thomas	OL	6-5	300	Sr.	2L	Carlsbad, Calif. (Carlsbad High)
77	Jacob Capra	OL	6-5	315	Sr.	1L	Auburn, Calif. (Placer High/Oregon)
78	Jalen Booth	OL	6-4	360	Jr.	RS	San Diego, Calif. (San Diego High/San Diego Mesa College)
79	Joey Wright	OL	6-5	320	Fr.	HS	Reno, Nev. (Bishop Manogue High)
80	TJ Sullivan	WR	6-0	200	So.	1L	San Diego, Calif. (Mt. Carmel High)
81	Ethan Dedeaux	WR	5-9	185	Jr.	2L	Las Vegas, Nev. (Liberty High)
82	Jay Rudolph	TE	6-4	235	Fr.	HS	Scottsdale, Ariz. (Horizon High)
83	Alex Wilson	TE	6-4	255	Jr.	2L	Corte Madera, Calif. (Redwood High)
84	Sefo Mailangi	DL	6-4	240	Sr.	1L	Huntington Beach, Calif. (Edison High/Saddleback College)
85	Nolan Givan	TE	6-3	260	Sr.	TR	Berkley, Mich. (Berkley High/Ball State)
86	Ronald Gilliam	WR	6-2	200	Fr.	HS	Gardena, Calif. (Serra High)
87	Koby Duru	WR	6-2	210	Jr.	SQ	La Puente, Calif. (Bishop Amat High/Montana State)
88	Daniel Bellinger	TE	6-6	255	Jr.	2L	Las Vegas, Nev. (Palo Verde High)
89	Kyler Albanese	TE	6-5	255	Jr.	TR	Sharpsburg, Ga. (East Coveta High/Saddleback College)
90	Jeffrey Blake	LB	6-4	230	Fr.	RS	Norcross, Ga. (Greater Christian High)
91	Kahi Neves	DL	6-4	245	Jr.	SQ	Orem, Utah (Timpview High/Snow College)
92	Kobe Smith	WR	6-2	185	Jr.	2L	Compton, Calif. (Junipero Serra High)
93	Dylan Taylor	DL	6-3	245	Fr.	RS	Los Angeles, Calif. (Cathedral High)
94	Aaron Greene	TE	6-4	275	Fr.	HS	Prescott, Ariz. (Prescott High)
95	Nassir Sims	DL	6-2	280	Fr.	RS	Goodyear, Ariz. (Desert Edge High)
96	Elijah Kothe	WR	6-4	210	Jr.	2L	Las Vegas, Nev. (Faith Lutheran High)
97	Daniel To'oto'o	DL	6-3	250	Fr.	RS	Mesa, Ariz. (Skyline High)
98	Hunter Kaupiko	LB	6-0	225	Fr.	HS	Las Vegas, Nev. (Faith Lutheran High)
99	Cameron Thomas	DL	6-5	265	So.	1L	Carlsbad, Calif. (Carlsbad High)

Alphabetical

No.	Name	Pos
68	Mirabella, Tommy	OL
58	Mitchell, Connor	DL
47	• Morgan, Rory	TE
29	Mwata, Allan	S
91	Neves, Kahi	LB
49	• Nolasco, Ubaldo	DL
63	Okpoko, Daniel	DL
24	• Olubi, Segun	S
11	Penny, Brionne	WR
59	• Raab, Jacob	LS
13	• Richardson, Isaiah	WR
49	• Rogers, Charlie	FB
82	Rudolph, Jay	TE
5	Salazar, Mark	QB
16	Savage, Cassius	S
56	• Schwenke, Logan	DL
20	Scott, Rashad	S
26	• Shaw, Mekhi	CB
46	Shawcroft, Michael	LB
95	Sims, Nassir	DL
92	Smith, Kobe	WR
71	Spalding, Kyle	OL
55	• Styles, Clifton	LB
80	Sullivan, TJ	WR
66	Tavai, Jonah	DL
93	Taylor, Dylan	DL
99	Thomas, Cameron	DL
76	Thomas, Zachary	OL
24	• Thomas, Zidane	RB
14	Thompson, Tariq	S
18	Thompson, Trenton	S
97	To'oto'o, Daniel	DL
67	Trombley, Kyle	OL
10	• Tumblyn, Noah	CB
72	Uluave, Alama	OL
19	White, Kyron	S
53	Whipple, Sam	LB
35	• Whitmore, Jelani	CB
26	• Williams, Kaegun	RB
83	Wilson, Alex	TE
17	• Wilson, Eric	CB
79	Wright, Joey	OL
65	Yi, Justin	OL

• - Duplicate Number

COACHING STAFF

Brady Hoke (Ball State '82), Head Coach, 1st season of second stint as head coach at SDSU/3rd overall season as head coach at SDSU/4th season at SDSU; **Jeff Horton** (Nevada '81) Associate Head Coach/Running Backs, 10th season; **Jeff Hecklinski** (Western Illinois '97) Offensive Coordinator/Quarterbacks, 1st season as offensive coordinator/3rd season; **Kurt Mat-tix** (Vaparraiso '99) Defensive Coordinator/Linebackers, 1st season; **Hunkie Cooper** (UNLV '91) Wide Receivers, 6th season; **Doug Deakin** (San Diego State '10) Special Teams Coordinator, 3rd season as special teams coordinator/3rd season/10th overall; **Savai'i Eselu** (California '11) Tight Ends, 1st season; **Kyle Hoke** (Ball State '12) Safeties, 1st season; **Mike Schmidt** (San Diego State '09) Offensive Line, 9th season/11th overall; **Demetrius Sumler** (Colorado '11), Cornerbacks, 3rd season/5th overall; **Jordan Thomas** (San Diego State '13), Defensive Line, 1st season/3rd overall; **Adam Hall** (San Diego State '05) Assistant Athletic Director for Strength & Conditioning, 9th season; **Gary Bernardi** (Cal State Northridge, '76) Offensive Analyst, 2nd season; **Ruben Pena** (Hawaii '15), Director of Operations, 1st season as director of operations/3rd overall; **Patrick Kugler** Graduate Assistant, 1st season; **Matt Linehan** Graduate Assistant, 1st season; **Mike Linehan** Graduate Assistant, 1st season; **Colin Lockett** Graduate Assistant, 1st season; **Derrick Baker** (San Diego State '14), Assistant Strength & Conditioning, 5th season; **Orin Catrett** (San Diego State '09), Assistant Strength & Conditioning, 4th season

PRONUNCIATION GUIDE

No. 2 Matt Araiza	Ah-RIZE-ah
No. 11 Brionne Penny	BREE-on
No. 14 Tariq Thompson	TAH-reek
No. 29 Allan Mwata	Mah-wah-ta
No. 31 Davaughn Celestine	Sell-es-teen
No. 38 Andrew Aleki	UH-leck-ee
No. 43 Seydrick Lakalaka	SAID-rick LOCK-AH-LOCK-AH
No. 47 Kaelin Himphill	himp-FILL

No. 51 Andrew Alves	Alvz
No. 52 Jalil Lecky	JAH-leel
No. 56 Dominic Gudino	GOO-deeno
No. 63 Daniel Okpoko	OH-poke-oh
No. 62 Alama Uluave	ALL-ah-mah OOO-loo-ahvay
No. 74 Nolan Hegeduis	Heh-jeh-diss
No. 75 Desmond Bessent	BESS-ent
No. 81 Ethan Dedeaux	DAY-doh

No. 87 Koby Duru	DUH-rew
No. 91 Kahi Neves	ka-HEE NEV-izz
No. 97 Elijah Kothe	CODY
No. 97 Daniel To'oto'o	Toe oh-toe-oh

Depth Chart



10 STRAIGHT BOWL GAME APPEARANCES ▶ 21 CONFERENCE CHAMPIONSHIPS

DEPTH CHART ◀ 2020 SEASON

OFFENSE

LEFT TACKLE (LT)

- 71 Kyle Spalding, 6-6, 305, Sr.****
- 61 Brandon Crenshaw-Dickson, 6-6, 320, Fr.-RS
- 74 Nolan Hegeduis, 6-6, 275, Fr.-RS

LEFT GUARD (LG)

- 77 Jacob Capra, 6-5, 315, Sr.*
- 78 Jalen Booth, 6-4, 360, Jr.-RS

CENTER (C)

- 56 Dominic Gudino, 6-3, 300, Sr.***
- 72 Alama Uluave, 6-2, 305, Jr.**
- 55 Joey Capra, 6-4, 300, Fr.-RS

RIGHT GUARD (RG)

- 73 William Dunkle, 6-5, 330, So.***
- 64 Chris Martinez, 6-4, 310, Jr.-SQ
- 67 Kyle Trombley, 6-5, 310, Fr.-RS

RIGHT TACKLE (RT)

- 76 Zachary Thomas, 6-5, 300, Sr.****
- 75 Desmond Bessent, 6-7, 305, Jr.-SQ
- 65 Justin Yi, 6-3, 280, So.-SQ

TIGHT END (TE-Y)

- 88 Daniel Bellinger, 6-6, 255, Jr.****
- 83 Alex Wilson, 6-4, 255, Jr.**

TIGHT END (TE-H)

- 85 Nolan Givan, 6-3, 260, Sr.-TR
- 49 Charlie Rogers, 6-2, 240, Fr.-RS

QUARTERBACK (QB)

- 3 Carson Baker, 6-3, 210, So.-SQ
- 4 Jordon Brookshire, 6-2, 215, Jr.-RS
- 5 Mark Salazar, 6-3, 205, Jr.-SQ

OR

RUNNING BACK (RB-T)

- 15 Jordan Byrd, 5-9, 170, Jr.****
- 22 Chase Jasmin, 5-11, 195, Sr.***
- 34 Greg Bell, 6-0, 200, Sr.-TR

RUNNING BACK (RB-F)

- 21 Chance Bell, 5-10, 180, Jr.**
- 26 Kaegun Williams, 5-9, 195, Jr.**
- 24 Zidane Thomas, 5-11, 205, So.-SQ
- 33 Greg Bell, 6-0, 200, Sr.-TR

WIDE RECEIVER (Z)

- 45 Jesse Matthews, 6-0, 190, So.***
- 13 Isaiah Richardson, 6-1, 190, Jr.*
- 87 Koby Duru, 6-2, 210, Jr.-SQ

WIDE RECEIVER (H)

- 81 Ethan Dedeaux, 5-9, 185, Jr.**
- 41 BJ Busbee, 5-8, 155, Jr.**
- 6 Dominic Benson, 6-2, 190, Sr.-SQ

WIDE RECEIVER (X)

- 96 Elijah Kothe, 6-4, 210, Jr.**
- 92 Kobe Smith, 6-2, 185, Jr.****
- 80 T.J. Sullivan, 6-0, 200, So.*
- 11 Brionne Penny, 6-3, 185, Fr.-RS

DEFENSE

DEFENSIVE END (DE)

- 58 Connor Mitchell, 6-5, 265, Jr.**
- 52 Jalil Lecky, 6-5, 240, Sr.*
- 84 Sefo Mailangi, 6-4, 240, Sr.* (played TE last year)
- 97 Daniel To'oto'o, 6-3, 250, Fr.-RS

DEFENSIVE TACKLE (DT)

- 99 Cameron Thomas, 6-5, 265, So.***
- 66 Jonah Tavai, 6-4, 305, Jr.*
- 95 Nassir Sims, 6-2, 280, Fr.-RS

DEFENSIVE END (DE)

- 2 Keshawn Banks, 6-4, 275, Jr.****
- 91 Kahi Neves, 6-4, 245, Jr.-SQ
- 63 Daniel Okpoko, 6-5, 265, So.-SQ
- 45 Wyatt Draeger, 6-4, 255, Fr.-RS
- 93 Dylan Taylor, 6-3, 245, Fr.-RS

"SAM" LINEBACKER (SLB)

- 54 Caden McDonald, 6-3, 235, Jr.****
- 39 Garret Fountain, 6-4, 240, Fr.-RS
- 90 Jeffrey Blake, 6-4, 230, Fr.-RS

MIDDLE LINEBACKER (MLB)

- 47 Kaelin Himphill, 6-2, 220, Sr.**
- 46 Michael Shawcroft, 6-2, 230, So.*
- 55 Clifton Styles, 5-10, 205, So.*

"WILL" LINEBACKER (WLB)

- 38 Andrew Aleki, 6-3, 230, Sr.****
- 43 Seydrick Lakalaka, 6-1, 235, Jr.**
- 51 Josh Bornes, 6-0, 220, So.-SQ
- 53 Sam Whipple, 6-2, 215, Fr.-HS

FIELD CORNERBACK (CB)

- 23 Darren Hall, 6-0, 190, Jr.****
- 10 Noah Tumblin, 6-2, 180, Fr.-RS
- 37 Tyree Bracy, 5-10, 175, So.-SQ

FIELD WARRIOR (FW)

- 14 Tariq Thompson, 6-0, 210, Sr.*****
- 19 Kyron White, 5-11, 175, Fr.-RS
- 29 Allan Mwata, 6-0, 190, So.-SQ

AZTEC (AZ)

- 36 Dwayne Johnson, Jr., 6-2, 215, Sr.*****
- 33 Patrick McMorris, 6-0, 210, So.*
- 20 Rashad Scott, 6-2, 190, Jr.**

BOUNDARY WARRIOR (BW)

- 18 Trenton Thompson, 6-2, 200, Sr.*****
- 9 Tayler Hawkins, 6-1, 205, Sr.*****
- 31 Davaughn Celestine, 6-0, 195, Fr.-RS

BOUNDARY CORNERBACK (CB)

- 27 Cedarius Barfield, 5-11, 190, So.*
- 17 Eric Wilson, 6-0, 185, Sr.*
- 48 Adonis Brown, 6-0, 175, Jr.-SQ

SPECIALISTS

PUNTER (P)

- 13 Tanner Kuljian, 5-10, 175, Sr.-TR
- 2 Matt Araiza, 6-2, 195, So.*

PLACEKICKER (PK)

- 2 Matt Araiza, 6-2, 205, So.***
- 41 David Delgado, 5-10, 165, Fr.-RS

KICKOFFS (KO)

- 2 Matt Araiza, 6-2, 205, So.***
- 41 David Delgado, 5-10, 165, Fr.-RS

HOLDER (H)

- 81 Ethan Dedeaux, 5-9, 185, Jr.**
- 45 Jesse Matthews, 6-0, 190, So.*

LONG SNAPPER (LS)

- 50 Turner Bernard, 6-1, 230, Sr.*****
- 59 Jacob Raab, 6-3, 250, Jr.-TR

SHORT SNAPPER (SS)

- 50 Turner Bernard, 6-1, 230, Sr.*****
- 59 Jacob Raab, 6-3, 250, Jr.-TR

KICKOFF RETURNS (KOR)

- 15 Jordan Byrd, 5-9, 170, Jr.****
- 26 Kaegun Williams, 5-9, 195, Jr.**
- 22 Chase Jasmin, 5-11, 195, Sr.***
- 33 Greg Bell, 6-0, 200, Sr.-TR

PUNT RETURNS (PR)

- 45 Jesse Matthews, 6-0, 190, So.***
- 15 Jordan Byrd, 5-9, 170, Jr.**

* - Denotes number of letters earned through the 2019 season. **Players in bold are returning starters from the 2019 season.** Underlined players are newcomers or freshmen who redshirted last season.

Aztec Coaches and Staff Profiles



10 STRAIGHT BOWL GAME APPEARANCES ▶ 21 CONFERENCE CHAMPIONSHIPS



Brady Hoke begins his second stint as the Aztecs' head coach after serving as the team's defensive line coach in 2019.

Inside:


Brady Hoke	8
Jeff Horton	12
Jeff Hecklinski	14
Kurt Mattix	15
Hunkie Cooper	16
Doug Deakin	17
Savai'i Eselu	18
Kyle Hoke	19
Mike Schmidt	20
Demetrius Sumler	21
Jordan Thomas	22
Gary Bernardi	23
Kevin Wolthausen	24
Strength & Conditioning	25
Recruiting	26
Graduate Assistants	29
Football Operations	30
Support Staff	31
All-Time Coaches	34



Postseason

Below is a look at the most postseason appearances for football teams - FBS or pro - from the state of California since 2010.

SAN DIEGO STATE AZTECS

10 


STANFORD CARDINAL

9 

USC TROJANS

7 

UCLA BRUINS

6 

FRESNO STATE BULLDOGS

6 

SAN FRANCISCO 49ERS

5 

Brady Hoke

HEAD COACH

- 2011 Maxwell Football Club Collegiate Coach of the Year
- 2008 American Football Coaches Association (AFCA) Football Bowl Subdivision Region 3 Coach of the Year
- Three-time conference Coach of the Year (Big Ten - 2011, MWC - 2010, MAC - 2008)

Brady Hoke, who led the San Diego State football team to its first bowl game in 12 seasons during his first stint on The Mesa from 2009-10 and has been chosen as national coach of the year, was named the program's head coach, Aztec director of athletics John David Wicker announced on Jan. 8, 2020.

Hoke, 61, takes over for Rocky Long, who stepped down following a nine-year tenure as the head coach at SDSU from 2011-19, where he led the program to three Mountain West titles, finishing with the second-most victories (81) in San Diego State history and the third-best winning percentage (.681).

→ At San Diego State

- Hoke returned to "America's Finest City" as the Aztecs' defensive line coach in 2019, helping SDSU rank second in FBS in rush defense (75.4), third in scoring defense (12.7), and sixth in both total defense (287.8) and pass efficiency defense (110.25).
- Individually, Hoke oversaw the development of three All-Mountain West honorees. Myles Cheatum and Cameron Thomas gave the Aztecs two first-team all-conference defensive linemen for the first time since 1974, while Keshawn Banks was a second-team selection.
- Spent two seasons as San Diego State's head coach (2009-10), earning Mountain West Coach of the Year honors in 2010 after leading the Aztecs to their first postseason appearance in 12 years with a victory over Navy in the Poinsettia Bowl.
- Coached 18 all-MW performers during his first stint at SDSU, as well as 25 conference all-academic recipients.
- Six of his players merited first-team all-MW accolades in 2010, including running back Ronnie Hillman, who was named the league's Freshman of the Year that season.

→ Previous Collegiate Coaching Experience

- Has amassed 35 years of coaching experience at the collegiate level including 12 seasons as a FBS head coach at Michigan (2011-14), San Diego State (2009-10) and Ball State (2003-08).
- Received conference coach-of-the-year recognition in three different leagues as a head coach while posting a 78-72 overall record. During his tenure as a head coach, Hoke's teams have produced 76 all-conference selections.
- Brings 20 years of experience as a collegiate defensive coach with stints at Grand Valley State (1983), Western Michigan (1984-86), Toledo (1987-88), Oregon State (1989-94), Michigan (1995-2002), Oregon (2016) and Tennessee, where he was named interim head coach for the final two games of the 2017 campaign.
- Served as head coach at Michigan from 2011-14, guiding the Wolverines to a 31-20 record, including an 18-14 conference ledger. He became the first Michigan head coach to go undefeated at home (14-0) in his first two seasons since Fielding Yost in 1901-02.
- Directed the Wolverines to an 11-2 record and a victory in the Allstate Sugar Bowl in his first season on the Ann Arbor campus. For his efforts, Hoke collected the inaugural Hayes-Schembechler Coach of the Year award from the Big Ten Conference coaches while garnering Dave McClain Coach of the Year accolades from the Big Ten media. In addition, he was named the Maxwell Football Club Collegiate Coach of the Year that season and was a finalist for three other national Coach of the Year honors: Bear Bryant, Eddie Robinson and Liberty Mutual.



Brady Hoke - Head Coach



10 STRAIGHT BOWL GAME APPEARANCES ► 21 CONFERENCE CHAMPIONSHIPS

■ During Hoke's tenure in Ann Arbor, the Wolverine defense improved from a unit that in 2010 ranked 108th in the Football Bowl Subdivision in scoring defense and 110th in yards allowed to one that ranked among the top 20 in total defense in 2011, 2012 and 2014. Meanwhile, the offense averaged nearly 30 points per game (29.2) in his four years at the helm.

■ Under Hoke's tutelage at Michigan, a total of 21 Wolverine players received all-Big Ten recognition, including consecutive Big Ten Offensive Lineman of the Year winners in center David Molk (2011) and left tackle Taylor Lewan (2012-13). In addition, Devin Funchess was named Big Ten Tight End of the Year in 2013.

■ Earned his first head coaching job at his alma mater, Ball State, where he guided the program for six seasons, culminating with a 12-1 campaign in 2008 and an undefeated Mid-American Conference regular season.

■ Under Hoke's guidance, Ball State made its' first-ever appearance in the national polls in 2008, ranking as high as 12th by the Associated Press and 13th in the USA Today Coaches poll.

■ For his efforts, Hoke was one of 10 finalists for the 2008 Liberty Mutual National Coach of the Year award.

■ In addition, Hoke was named Mid-American Coach of the Year in 2008 and American Football Coaches Association (AFCA) Football Bowl Subdivision Region 3 Coach of the Year.

■ Hoke led the Cardinals to back-to-back bowl game appearances (2007-08), the first time the feat was accomplished in school history. The 2008 team, which also advanced to its first MAC championship contest, earned an invitation to the GMAC Bowl in Mobile, Alabama.

■ Ball State won its 12 games by an average of 21 points and scored a school-record 476 points, including a program-best 62 touchdowns with Hoke at the controls.

■ Hoke's players excelled in the classroom, as Ball State posted a Academic Progress Report score of 945 out of 1,000 in 2008, ranking second in the MAC. Offensive lineman Travis Barclay twice was named a first-team Academic All-American and received the program's first NCAA postgraduate scholarship in over a decade in 2003. Overall, 10 Ball State players garnered league all-academic honors from 2003-07.

■ As a defensive line coach at Michigan, Hoke was part of three Big Ten champion teams (1997, 1998, 2000), including the 1997 national champion and Rose Bowl-winning squad, before his promotion to associate head coach in 2002.

■ After stops as an assistant at Grand Valley State (1983), Western Michigan (1984-86) and Toledo (1987-88), Hoke ventured out west for a six-year stay at Oregon State, where he coached the Beavers' defensive line (1989, 1991-94) and inside linebackers (1990), before taking the position at Michigan.

■ Began his coaching career as an assistant at Yorktown (Ind.) High School in 1981 before entering the collegiate ranks as a defensive line coach at Grand Valley State in 1983.

→ Playing Experience

■ Hoke was a defensive standout at Ball State as student-athlete, lettering four times from 1977-80.

■ While serving as team captain during his senior campaign, Hoke led the Cardinals with 150 tackles to earn all-MAC honors.

■ Finished third on the team in tackles as a sophomore in 1978, helping Ball State capture the MAC championship with an 8-0 record, which marked the Cardinals' only unbeaten conference ledger until 2008.

■ He was inducted into the Ball State Athletics Hall of Fame as part of the 2013-14 class.

→ Education

■ Hoke earned his bachelor's degree in criminal justice from Ball State in 1982.

→ Personal

■ Hoke is married to the former Laura Homburger and the couple has one daughter, Kelly. His nephew Kyle Hoke is entering his first year as the Aztecs' safeties coach, while his brother Jon Hoke was an assistant coach at San Diego State from 1987-88 under Denny Stolz.

Notable Players Coached

→ **Cameron Thomas, DT (SDSU)**
2019 Second-Team Freshman All-American (The Athletic), 2019 First-Team All-MW Honoree, 2019 SDSU Defensive Lineman of the Year, 2019 SDSU Co-Outstanding Freshman Award

→ **Myles Cheatum, DE (SDSU)**

2019 First-Team All-MW Selection

→ **Keshawn Banks, DE (SDSU)**

2019 Second-Team All-MW Honoree

→ **Ronnie Hillman, RB (SDSU)**

AP Third-Team All-American, 2010 MW Freshman of the Year, 2012 Third-Round NFL Draft Pick, Super Bowl Champion

→ **Vincent Brown, WR (SDSU)**

Five-Year NFL Veteran, 2011 Third-Round NFL Draft Pick, 2010 First-Team All-MWC Selection, 2009 Second-Team All-MWC Honoree, 2009 Biletnikoff Award semifinalist

→ **Devin Funchess, TE (Michigan)**

2015 Second-Round NFL Draft Pick, 2013 Big Ten Tight End of the Year, Two-time Second-Team All-Big Ten Selection

→ **Taylor Lewan, OL (Michigan)**

Three-time NFL Pro Bowl Selection, 2014 First-Round NFL Draft Pick, Two-time First-Team All-American, Two-time Big Ten Offensive Lineman of the Year, Three-time First-Team All-Big Ten Honoree

→ **David Molk, C (Michigan)**

2011 Consensus All-American, 2011 Rimington Trophy Winner, 2011 Big Ten Offensive Lineman of the Year, Two-time First-Team All-Big Ten Honoree, 2012 Seventh-Round NFL Draft Pick

→ **Denard Robinson, QB (Michigan)**

2011 Honorable Mention All-American (Sports Illustrated) 2011 Second-Team All-Big Ten Selection (Media), 2011 Honorable Mention All-Big Ten (Coaches), 2012 Honorable Mention All-Big Ten (Media), 2012 Johnny Unitas Golden Arm Award Finalist, 2012 Davey O'Brien Award Semifinalist

→ **Rob Renes, NT (Michigan)**

Sporting News First-Team All-American, 1999 First-Team All-Big Ten Honoree, Two-time CoSIDA Academic All-American, 2000 Seventh-Round NFL Draft Pick

→ **Glen Steele, DE (Michigan)**

AFCA First-Team All-American, 1997 First-Team All-Big Ten Selection, 1998 Fourth-Round NFL Draft Pick

→ **Will Carr, DL (Michigan)**

College & Pro Football News First-Team All-American, 1996 First-Team All-Big Ten Honoree, 1997 Seventh-Round NFL Draft Pick

→ **Nate Davis, QB (Ball State)**

2009 Sixth-Round NFL Draft Pick, 2008 MAC Offensive Player of the Year, 2008 First-Team All-MAC Selection, 2008 Manning Award Finalist

→ **Robert Brewster, OT (Ball State)**

Two-Time First-Team All-MAC Selection (2007-08), 2009 Third-Round NFL Draft Pick

→ **Dante Ridgeway, WR (Ball State)**

2005 Sixth-Round NFL Draft Pick, 2004 First-Team All-American (Southern Football Weekly), 2004 Second-Team All-American (AP, Walter Camp), 2004 First-Team All-MAC Honoree, 2004 Biletnikoff Award Finalist

→ **Chris Miller, P (Ball State)**

2007 First-Team All-American (AFCA), 2006 Second-Team All-American (Sporting News), 2005 Freshman All-American (FWAA), Three-time First-Team All-MAC Selection (2005-07), 2007 Ray Guy Award Semifinalist

→ **Esera Tuaolo, DT (Oregon State)**

Two-time First-Team All-Pac-10 Selection (1989-90), 1990 Pac-10 Morris Trophy Winner (Defense), 1991 NFL Second-Round Draft Pick, 10-year NFL Veteran, Super Bowl XXXIII Participant

BOWL GAMES AS A COACH (14)

→ **Michigan**

2013 Buffalo Wild Wings Bowl, 2012 Outback Bowl, 2012 Sugar Bowl, 2002 Outback Bowl, 2001 Citrus Bowl, 2000 Citrus Bowl, 1999 Orange Bowl, 1998 Florida Citrus Bowl, 1997 Rose Bowl, 1996 Outback Bowl, 1995 Alamo Bowl

→ **San Diego State**

2019 New Mexico Bowl, 2010 Poinsettia Bowl

→ **Ball State**

2007 International Bowl



Hoke File

■ **Year at San Diego State:**
Third Year as Head Coach/
Fourth Overall

■ **Hometown:**
Kettering, Ohio

■ **Family:**
Wife, Laura, and daughter Kelly

■ **Alma Mater:**
Ball State, 1982

■ **Collegiate Playing Experience:**
Ball State - 1977-80

■ **Collegiate Coaching Experience:**
2019-20 San Diego State
Head Coach (2020)
Defensive Line (2019)

2017 Tennessee
Defensive Line
Interim Head Coach (final two games)

2016 Oregon
Defensive Coordinator

2011-14 Michigan
Head Coach

2009-10 San Diego State
Head Coach

2003-08 Ball State
Head Coach

1995-2002 Michigan
Associate Head Coach/Def. Line (2002)
Defensive Line (1997-2001)
Defensive Ends (1995-96)

1989-94 Oregon State
Defensive Line (1991-94)
Inside Linebackers (1990)
Defensive Line (1989)

1987-88 Toledo
Outside Linebackers

1984-86 Western Michigan
Defensive Line/Special Teams

1983 Grand Valley State
Defensive Line

1981-82 Yorktown High School (Ind.)
Offensive Line/Linebackers

Brady Hoke on Aztec Stadium

“The Mission Valley development is moving our Aztec family into a bold new future. This project will be a tool we use to recruit and develop today’s student-athletes into tomorrow’s leaders. It is a game-changer for our football program.”



■ Brady Hoke Career Head Coaching Record

Year	School	Record	Conf.	Finish	Conference	Home	Away	Neutral	Bowl Game
2003	Ball State	4-8	3-5	5th	MAC / West Division	3-3	1-5	0-0	
2004	Ball State	2-9	2-6	6th	MAC / West Division	2-3	0-6	0-0	
2005	Ball State	4-7	4-4	5th	MAC / West Division	1-3	3-4	0-0	
2006	Ball State	5-7	5-3	T-3rd	MAC / West Division	2-4	3-3	0-0	
2007	Ball State	7-6	5-2	T-1st	MAC / West Division	3-2	4-3	0-1	International Bowl vs. Rutgers (L, 30-52)
2008	Ball State	12-1	8-0	1st	MAC / West Division	6-0	6-0	0-1	GMAC Bowl (Did Not Coach)
BALL STATE TOTALS (6 Seasons)		34-38	27-20			17-15	17-21	0-2	2 Bowl Appearances
2009	San Diego State	4-8	2-6	7th	Mountain West	3-3	1-5	0-0	
2010	San Diego State	9-4	5-3	T-3rd	Mountain West	6-2	3-2	0-0	Poinsettia Bowl vs. Navy (W, 35-14)
SAN DIEGO STATE TOTALS (2 Seasons)		13-12	7-9			9-5	4-7	0-0	1 Bowl Appearance
2011	Michigan	11-2	6-2	2nd	Big Ten / Legends Division	8-0	2-2	1-0	Allstate Sugar Bowl vs. Virginia Tech (W, 23-20 (OT))
2012	Michigan	8-5	6-2	2nd	Big Ten / Legends Division	6-0	2-3	0-2	Outback Bowl vs. South Carolina (L, 28-33)
2013	Michigan	7-6	3-5	5th	Big Ten / Legends Division	5-2	2-3	0-1	Buffalo Wild Wings Bowl vs. Kansas State (L, 14-31)
2014	Michigan	5-7	3-5	T-4th	Big Ten / East Division	4-3	1-4	0-0	
MICHIGAN TOTALS (4 Seasons)		31-20	18-14			23-5	7-12	1-3	3 Bowl Appearances
HEAD COACHING TOTALS (12 Seasons)		78-70	52-43			49-25	28-40	1-5	6 Bowl Appearances

Does not include stint as interim head coach at Tennessee for the final two games of the 2017 season

Brady Hoke - Year-by-Year



10 STRAIGHT BOWL GAME APPEARANCES ▶ 21 CONFERENCE CHAMPIONSHIPS

■ Ball State, 2003

4-8 Overall; 3-5 MAC (5th Place - West)

Date	Opponent	Result
Aug. 28	Indiana State	W 31 - 7
Sept. 6	Missouri	L 7 - 35
Sept. 13	at #11/12 Pittsburgh	L 21 - 42
Sept. 20	*Central Michigan	W 27 - 14
Sept. 27	at Boston College	L 29 - 53
Oct. 4	*at Kent State	W 34 - 17
Oct. 18	*Miami (Ohio)	L 3 - 49
Oct. 25	*Toledo	W 38 - 14
Nov. 1	*at #22/22 No. Illinois	L 23 - 48
Nov. 8	*at Western Michigan	L 20 - 28
Nov. 15	*at Eastern Michigan	L 14 - 38
Nov. 22	*#22/25 Bowling Green	L 14 - 41

■ Ball State, 2004

2-9 Overall; 2-6 MAC (6th Place - West)

Date	Opponent	Result
Sept. 2	Boston College	L 11 - 19
Sept. 11	at #25/23 Purdue	L 7 - 59
Sept. 18	at Missouri	L 0 - 48
Sept. 25	*Western Michigan	W 41 - 14
Oct. 2	*at Toledo	L 14 - 52
Oct. 9	*Eastern Michigan	L 24 - 31
Oct. 16	*at Bowling Green	L 13 - 51
Oct. 23	*at Akron	L 23 - 35
Oct. 30	*Northern Illinois	L 31 - 38
Nov. 13	*Central Florida	W 21 - 17
Nov. 20	*at Central Michigan	L 40 - 41

■ Ball State, 2005

4-7 Overall; 4-4 MAC (5th Place)

Date	Opponent	Result
Sept. 3	at #11/10 Iowa	L 0 - 56
Sept. 10	*Bowling Green	L 31 - 40
Sept. 17	at Auburn	L 3 - 63
Oct. 1	at #21/23 Boston College	L 0 - 38
Oct. 8	*at W. Michigan	****W 60 - 57
Oct. 15	*Toledo	L 14 - 34
Oct. 22	*at Ohio	L 21 - 38
Oct. 29	*at Northern Illinois	W 31 - 17
Nov. 15	*Akron	W 23 - 17
Nov. 12	*at Eastern Michigan	W 26 - 25
Nov. 19	*Central Michigan	L 24 - 31

■ Ball State, 2006

5-7 Overall; 5-3 MAC (Tie-3rd Place West)

Date	Opponent	Result
Aug. 31	*Eastern Michigan	W 38 - 20
Sept. 9	Indiana	L 23 - 24
Sept. 16	at Purdue	L 28 - 38
Sept. 23	North Dakota State	L 24 - 29
Sept. 30	*Northern Illinois	L 28 - 40
Oct. 7	*at Buffalo	W 55 - 25
Oct. 14	*at Central Michigan	L 7 - 18
Oct. 21	*Western Michigan	L 27 - 41
Oct. 28	*at Miami (Ohio)	W 20 - 17
Nov. 4	at Michigan	L 26 - 34
Nov. 14	*at Toledo	W 20 - 17
Nov. 24	*Kent State	W 30 - 6

■ Ball State, 2007

International Bowl
MAC West Division Co-Champions

7-6 Overall; 5-2 MAC (2nd Place)

Date	Opponent	Result
Aug. 30	*Miami (Ohio)	L 13 - 14
Sept. 8	*at Eastern Michigan	W 38 - 16
Sept. 15	at Navy	W 34 - 31
Sept. 22	at #24/22 Nebraska	L 40 - 41
Sept. 29	*Buffalo	W 49 - 14
Oct. 6	*Central Michigan	L 38 - 58
Oct. 13	at Western Kentucky	W 27 - 23
Oct. 20	*Western Michigan	W 27 - 23
Oct. 27	at Illinois	L 17 - 28
Nov. 3	at Indiana	L 20 - 38

Nov. 13	*Toledo	W 41 - 20
Nov. 24	*at Northern Illinois	W 27 - 21
International Bowl - Toronto, Canada		
Jan. 5	vs. Rutgers	L 30 - 52

■ Ball State, 2008

GMAC Bowl
MAC West Division Champions
12-1 Overall; 8-0 MAC (1st Place - West)

Date	Opponent	Result
Aug. 28	Northeastern	W 48 - 14
Sept. 5	Navy	W 35 - 23
Sept. 13	*at Akron	W 41 - 24
Sept. 20	at Indiana	W 42 - 20
Sept. 27	*Kent State	W 41 - 20
Oct. 4	*at Toledo	W 31 - 0
Oct. 11	at Western Kentucky	W 24 - 7
Oct. 25	*Eastern Michigan	W 38 - 16
Nov. 5	*Northern Illinois	W 45 - 14
Nov. 11	*at Miami (Ohio)	W 31 - 16
Nov. 19	*at Central Michigan	W 31 - 24
Nov. 25	*Western Michigan	W 45 - 22
MAC Championship - Detroit, Mich.		
Dec. 5	vs. Buffalo	L 24 - 42

■ San Diego State, 2009

4-8 Overall; 2-6 MWC (7th Place)

Date	Opponent	Result
Sept. 5	at UCLA	L 14 - 33
Sept. 12	Southern Utah	W 35 - 19
Sept. 19	at Idaho	L 20 - 34
Sept. 26	*at Air Force	L 14 - 26
Oct. 3	New Mexico State	W 34 - 17
Oct. 17	*#18/19 Brigham Young	L 28 - 38
Oct. 24	*at Colorado State	W 42 - 28
Oct. 31	*New Mexico	W 23 - 20
Nov. 7	*#6/4 TCU	L 12 - 55
Nov. 14	*Wyoming	L 27 - 30
Nov. 21	*at #23/23 Utah	L 7 - 38
Nov. 28	*at UNLV	L 24 - 28

■ San Diego State, 2010

9-4 Overall; 5-3 MWC (T-3rd Place)

Date	Opponent	Result
Sept. 4	Nicholls State	W 47 - 0
Sept. 11	at New Mexico State	W 41 - 21
Sept. 18	at NR/#25 Missouri	L 24 - 27
Sept. 25	Utah State	W 41 - 7
Oct. 9	*at Brigham Young	L 21 - 24
Oct. 16	*#23/23 Air Force	W 27 - 25
Oct. 23	*at New Mexico	W 30 - 20
Oct. 30	*at Wyoming	W 48 - 38
Nov. 6	*Colorado State	W 24 - 19
Nov. 13	*at #3/3 TCU	L 35 - 40
Nov. 20	*#25/24 Utah	L 34 - 38
Nov. 27	*UNLV	W 48 - 14
SDCCU Poinsettia Bowl - San Diego, Calif		
Dec. 23	Navy	W 35 - 14

■ Michigan, 2011

11-2 Overall; 6-2 Big Ten (2nd Place - Legends)

Date	Opponent	Result
Sept. 3	Western Michigan	W 34 - 10
Sept. 10	Notre Dame	W 35 - 31
Sept. 17	Eastern Michigan	W 31 - 3
Sept. 24	San Diego State	W 28 - 7
Oct. 1	*Minnesota	W 58 - 0
Oct. 8	*at Northwestern	W 42 - 24
Oct. 15	*at #23/19 Michigan State	L 14 - 28
Oct. 29	*Purdue	W 36 - 14
Nov. 5	*at Iowa	L 16 - 24
Nov. 12	*at Illinois	W 31 - 14
Nov. 19	*#17/16 Nebraska	W 45 - 17
Nov. 26	*Ohio State	W 40 - 34
Allstate Sugar Bowl - New Orleans, La.		
Jan. 3	vs. #17/11 Virginia Tech	*W 23 - 20

■ Michigan, 2012

8-5 Overall; 6-2 Big Ten (2nd Place - Legends)

Date	Opponent	Result
Sept. 1	vs. #2/2 Alabama	L 14 - 41
Sept. 8	Air Force	W 31 - 25
Sept. 15	Massachusetts	W 63 - 13
Sept. 22	at #11/15 Notre Dame	L 6 - 13
Oct. 6	*at Purdue	W 44 - 13
Oct. 13	*Illinois	W 45 - 0
Oct. 20	*Michigan State	W 12 - 10
Oct. 27	*at Nebraska	L 9 - 23
Nov. 3	*at Minnesota	W 35 - 13
Nov. 10	*Northwestern	*W 38 - 31
Nov. 17	*Iowa	W 42 - 17
Nov. 24	*at #4 Ohio State	L 21 - 26
Outback Bowl - Tampa, Fla.		
Jan. 1	vs. #11/10 South Carolina	L 28 - 33

■ Michigan, 2013

7-6 Overall; 3-5 Big Ten (5th Place - Legends)

Date	Opponent	Result
Aug. 31	Central Michigan	W 59 - 9
Sept. 7	#14/14 Notre Dame	W 41 - 30
Sept. 14	Akron	W 28 - 24
Sept. 21	at Connecticut	W 24 - 21
Oct. 5	*Minnesota	W 42 - 13
Oct. 12	*at Penn State	****L 40 - 43
Oct. 19	*Indiana	W 63 - 47
Nov. 2	*at #24/24 Michigan State	L 6 - 29
Nov. 9	*Nebraska	L 13 - 17
Nov. 16	*at Northwestern	***W 27 - 19
Nov. 23	*at Iowa	L 21 - 24
Nov. 30	*#3/3 Ohio State	L 41 - 42
Buffalo Wild Wings Bowl - Tempe, Ariz.		
Dec. 28	vs. Kansas State	L 14 - 31

■ Michigan, 2014

5-7 Overall; 3-5 Big Ten (T-4th Place - East)

Date	Opponent	Result
Aug. 30	Appalachian State	W 52 - 14
Sept. 6	at #16/15 Notre Dame	L 0 - 31
Sept. 13	Miami (Ohio)	W 34 - 10
Sept. 20	Utah	L 10 - 26
Sept. 27	*Minnesota	L 14 - 30
Oct. 4	*at Rutgers	L 24 - 26
Oct. 11	*Penn State	W 18 - 13
Oct. 25	*at #8/5 Michigan State	L 11 - 35
Nov. 1	*Indiana	W 34 - 10
Nov. 8	*at Northwestern	W 10 - 9
Nov. 22	*Maryland	L 16 - 23
Nov. 29	*at #6/7 Ohio State	L 28 - 42

Does not include stint as interim head coach at Tennessee for the final two games of the 2017 season.

Numbers to the left of opponent name indicate Associated Press and Coaches Poll rankings at game time.

* - indicates conference game.
• - indicates overtime period.

■ Brady Hoke vs. All Foes

Head Coaching Record vs. Opponents

	W	L
Akron	3	1
Air Force	2	1
Alabama	0	1
Appalachian State	1	0
Auburn	0	1
Boston College	0	3
Bowling Green	0	3
Brigham Young	0	2
Buffalo	2	1
Central Florida	1	0
Central Michigan	3	4
Colorado State	2	0
Connecticut	1	0
Eastern Michigan	5	2
Fresno State	0	0
Hawai'i	0	0
Idaho	0	1
Illinois	2	1
Indiana	3	2
Indiana State	1	0
Iowa	1	3
Kansas State	0	1
Kent State	3	0
Maryland	0	1
Massachusetts	1	0
Miami (Ohio)	3	2
Michigan	0	1
Michigan State	1	3
Minnesota	3	1
Missouri	0	3
Navy	3	0
Nebraska	1	3
Nevada	0	0
New Mexico	2	0
New Mexico State	2	0
Nicholls State	1	0
Northeastern	1	0
Northwestern	4	0
North Dakota State	0	1
Northern Illinois	3	3
Notre Dame	2	2
Ohio	0	1
Ohio State	1	3
Penn State	1	1
Pittsburgh	0	1
Purdue	2	2
Rutgers	0	2
San Diego State	1	0
San José State	0	0
South Carolina	1	0
Southern Utah	1	0
TCU	0	2
Toledo	4	2
UCLA	0	1
UNLV	1	1
Utah	0	3
Utah State	1	0
Virginia Tech	1	0
Western Kentucky	2	0
Western Michigan	5	2
Wyoming	2	1
Totals	78	70

Does not include stint as interim head coach at Tennessee for the final two games of the 2017 season.

Bold indicates 2020 opponent

Jeff Horton - Associate Head Coach/RBs

10 STRAIGHT BOWL GAME APPEARANCES ▶ 21 CONFERENCE CHAMPIONSHIPS



Horton File

■ **Year at San Diego State:**
10th Year

■ **Hometown:**
Arlington, Texas

■ **Family:**
Wife, Teri

■ **Alma Mater:**
Nevada, 1981
San Francisco, 1993 (M.S.)

■ **Collegiate Playing Experience:**
Arkansas - 1976-77

■ **Coaching Experience:**

2011-20	San Diego State Assoc. Head Coach/RBs (2020) Assoc. Head Coach/OC/RBs (2015-19) Asst. Head Coach/RBs (2011-14)
2010	Minnesota Interim Head Coach Offensive Coordinator/QBs
2009	Detroit Lions Quarterbacks
2006-08	St. Louis Rams Assistant Offensive Line (2008) Special Assistant to HC/Offense (2006-07)
1999-2005	Wisconsin Quarterbacks
1994-98, 1990-91	UNLV Head Coach (1994-98) Assistant Head Coach (1990-91)
1992-93, 1985-89	Nevada Head Coach (1993) Wide Receivers (1992) Assistant Coach (1985-89)
1984	Minnesota Graduate Assistant

→ At San Diego State

- With 36 years of collegiate coaching experience, including seven as a head coach, Jeff Horton begins his 10th season at San Diego State.
- Since his arrival on The Mesa, Horton has been in charge of the Aztec running backs and was promoted to associate head coach prior to the 2015 campaign.
- From 2015-19, Horton also served as SDSU's offensive coordinator and previously held the title of assistant head coach for four seasons between 2011-14.
- Since joining the Aztec staff in 2011, San Diego State ranks 16th nationally in rushing yardage per game (205.0), 24th in average yards per carry (4.8), and 29th in rushing touchdowns (241).
- In his nine years with SDSU, Horton has coached each of his starting running backs to all-Mountain West honors, including Super Bowl champion Ronnie Hillman (2011), Adam Muema (2012-13),



Notable Players Coached

- **Juwan Washington, RB (SDSU)**
2018 All-MW Honorable Mention
- **Rashaad Penny, RB (SDSU), Seattle Seahawks**
First-Round NFL Draft pick (27th overall), 2017 Heisman Trophy Top-5 finish (fifth place), 2017 Walter Camp Player of the Year Finalist, 2017 Maxwell Award Semifinalist, 2017 Doak Walker Award Semifinalist, 2017 Lombardi Award Nominee, 2017 FBS Consensus All-American, 2017 First-Team All-American (Associated Press, FWA, The Sporting News, Sports Illustrated, ESPN, CBS Sports, USA Today, All-American, Bleacher Report), 2017 Mountain West Offensive Player of the Year, 2017 First-Team All-MW Selection (RB), 2017 All-Bowl Team (Associated Press, ESPN, Sports Illustrated, Bleacher Report), Five-time MW Offensive Player of the Week.
- **Nick Bawden, FB (SDSU)**
2018 Seventh-Round NFL Draft Pick, 2016 Pro Football Focus First-Team All-American
- **Donnel Pumphrey, RB (SDSU)**
2017 Fourth-Round NFL Draft Pick, 2016 Heisman Trophy Top-10 Finish (tied for 10th), 2016 Doak Walker Award Finalist, 2016 Walter Camp Player of the Year Semifinalist, 2016 First-Team All-American (Sports Illustrated, Walter Camp), 2016 Second-Team All-American (AP, AFCA, USA Today, The Sporting News), Two-time Honorable-Mention Sports Illustrated All-American (2014-15), Two-time MW Offensive Player of the Year (2015-16), Three-time First-Team All-MW (2014-16)
- **Ronnie Hillman, RB (SDSU)**
AP Third-Team All-American, Third-Round NFL Draft Pick, Super Bowl Champion with the Denver Broncos
- **Matthew Stafford, QB (Detroit Lions), Detroit Lions**
No. 1 NFL Draft pick, Started 10 games as a rookie
- **Brooks Bollinger, QB (Wisconsin)**
Four-year starter, NFL Draft Pick in 2003
- **Jim Sorgi, QB (Wisconsin)**
2006 Super Bowl champion
- **Jon Denton, QB (UNLV)**
Set 10 NCAA freshman passing records in 1996
- **Chris Vargas, QB (Nevada)**
Nevada Team of the Century
- **BOWL GAMES AS A COACH (17)**
- **San Diego State**
2019 New Mexico Bowl, 2018 Frisco Bowl, 2017 Armed Forces Bowl, 2016 Las Vegas Bowl, 2015 Hawaii Bowl, 2014 Poinsettia Bowl, 2013 Famous Idaho Potato Bowl, 2012 Poinsettia Bowl, 2011 New Orleans Bowl
- **Wisconsin**
2005 Capital One Bowl, 2004 Outback Bowl, 2003 Music City Bowl, 2002 Alamo Bowl, 2000 Sun Bowl, 1999 Rose Bowl
- **UNLV**
1994 Las Vegas Bowl
- **Nevada**
1992 Las Vegas Bowl

Donnel Pumphrey (2014-16), Rashaad Penny (2017) and Juwan Washington (2018).

■ With Horton's assistance, Washington continued the Aztecs' fine tradition of running backs, earning all-MW honorable mention in 2018. Despite missing 4.5 games due to injury, Washington still ranked among the league leaders in several categories, including rushing yards per game (2nd, 111.0), rushing average (5.0), rushing touchdowns (t-4th, 10) and rushing yards (5th, 999).

■ Under Horton's tutelage in 2017, Penny capped off his stellar senior campaign becoming just the third consensus All-American in program history while finishing fifth in the Heisman Trophy balloting, the highest placement by an Aztec since Marshall Faulk took fourth in 1993. In addition, Penny recorded the fifth-best NCAA FBS single-season rushing total in history with a school-record 2,248 yards and finished with a career-average of 7.49 yards per carry, which represents the third-highest total among FBS schools since 1996.

■ Collectively, SDSU boasted the nation's No. 10 rushing offense in 2017, averaging 252.5 yards per game. The Scarlet and Black also occupied the 11th spot in yards per carry (5.71) while tying for 20th in rushing touchdowns (33). In addition, Horton coordinated an Aztec offense that threw just four interceptions that season, which ranked second in the country.

■ Horton was also instrumental in the development of Nick Bawden, who was recruited to San Diego State as a quarterback—even starting two games at the position as a true freshman in 2014—before switching to fullback the following year. Emerging as the starter in 2016, Bawden became the lead blocker for two of the most prolific running backs in school history in 2016-17, with the Aztecs ranking eighth nationally in rushing yards per game (257.9) and fifth in yards per rush (5.7) during that stretch. For his efforts, Bawden earned first-team All-America honors from *Pro Football Focus* in 2016, graduating out as the top blocking fullback. He was drafted by the Detroit Lions in the seventh round of the 2018 NFL Draft.

■ In 2016, Horton was named the *FootballScoop* Running Backs Coach of the Year when SDSU became the first team in NCAA FBS history to produce a 2,000-yard rusher (Pumphrey) and a 1,000-yard rusher (Penny) in the same season. The Aztecs set Division I-era single-season records in rushing yards (3,680), rushing touchdowns (34), rushing yards per carry (5.8) and points (493).

■ Horton coached Pumphrey to one of the best rushing careers in FBS history. A Heisman candidate, Doak Walker Award finalist and

Jeff Horton - Associate Head Coach/RBs



10 STRAIGHT BOWL GAME APPEARANCES ▶ 21 CONFERENCE CHAMPIONSHIPS

a three-time All-American, Pumphrey finished his career as the NCAA FBS career record holder in rushing yards (6,405) and was fifth in all-purpose yards (7,515), tied for eighth in overall touchdowns (67) and ninth in rushing touchdowns (62). He was picked in the fourth round of the 2017 NFL Draft by the Philadelphia Eagles.

■ The 2015 Aztecs also made history, rushing for a then-school record 3,266 yards and producing two 1,000-yard rushers (Pumphrey, Chase Price) for the first time in program history. SDSU ran for 2,000 yards as a team and produced a 1,000-yard rusher for the sixth year in a row in 2015. The team also had 10 straight games with at least 200 yards rushing to close the season.

■ In 2014, San Diego State set a then-school record for yards per carry, averaging 5.4 yards per rush, ranked 13th nationally.

■ Horton helped Ronnie Hillman receive All-America recognition from the Associated Press in 2011 after the Aztec running back rushed for a conference-record 1,711 yards, which ranked fourth nationally, and added 19 touchdowns. Hillman, who was one of 10 semifinalists for the Doak Walker Award that season, was selected in the third round of the NFL Draft by the Denver Broncos in April 2012.

→ Previous Experience

■ Came to The Mesa after spending the final five games of the 2010 campaign as the interim head coach at Minnesota. With Horton at the helm, the Gophers went 2-3 with victories over a pair of bowl-bound teams in Illinois and Iowa after beginning the year with a 1-6 mark.

■ As the co-offensive coordinator, the Gophers saw drastic improvements from 2009 in the NCAA rankings in total offense (+34 spots), rushing offense (+26), passing offense (+18), scoring offense (+11), turnovers (+82), time of possession (+82) and penalties (+21).

■ Prior to his time at Minnesota, he was the quarterbacks coach for the Detroit Lions in 2009, working with No. 1 overall draft pick Matthew Stafford. Stafford started 10 games and threw for more than 2,000 yards.

■ NFL career started with the St. Louis Rams from 2006-08, where he was the assistant of offensive line coach, special assistant to the head coach and an offensive assistant.

■ Was on the sidelines in six bowl games as the quarterbacks coach at Wisconsin from 1999-2005. The Badgers tallied four postseason victories and claimed the 1999 Big Ten championship.

■ Coached Wisconsin signal-caller Brooks Bollinger to a 30-12 record over his four seasons as a starter. Bollinger and quarterback Jim Sorgi were picked in the NFL Draft during his time in Madison.

■ Was the head coach at UNLV for five years. In 1994, he was named the Big West Coach of the Year after leading the Rebels to the conference title and a berth in the Las Vegas Bowl.

■ Compiled a 7-4 record at Nevada in his first season as a head coach in 1993. The Wolf Pack led the nation in offense that campaign, including 4,373 yards passing.

■ In addition, he spent six years as a wide receivers, special teams or running backs coach at Nevada (1985-89, 1992) and two campaigns as an assistant head coach, running backs and wide receivers coach at UNLV (1990-91).

■ Started his collegiate coaching career in 1984 as a graduate assistant at Minnesota under head coach Lou Holtz.

→ Playing Experience

■ Was a walk-on wide receiver at Arkansas from 1976-77.

→ Education

■ Graduated from Nevada in 1981 with his bachelor's degree and earned his master's from San Francisco in 1993.

→ Personal

■ Horton and his wife, Teri, reside in San Diego.



Jeff Hecklinski - Offensive Coord./QBs

10 STRAIGHT BOWL GAME APPEARANCES ▶ 21 CONFERENCE CHAMPIONSHIPS

AZTEC FOOTBALL MEDIA GUIDE



Hecklinski File

■ **Year at San Diego State:**
Third Season

■ **Hometown:**
Palatine, Ill.

■ **Family:**
Wife, Tiffany, and children, Riley, Michael and J.R.

■ **Alma Mater:**
Western Illinois, 1997

■ **Collegiate Playing Experience:**
Western Illinois - 1995-97

■ **Coaching Experience:**

2020San Diego State
Offensive Coordinator/Quarterbacks

2019Kansas
Tight Ends/Recruiting Coordinator

2017-18Indiana State
*Offensive Coordinator/Quarterbacks/
Recruiting Coordinator*

2015Colorado State-Pueblo
Passing Game Coordinator/Quarterbacks

2011-14Michigan
*Assistant Head Coach/Wide Receivers/
Recruiting Coordinator*

2009-10San Diego State
*Assistant Head Coach/Running Backs/
Recruiting Coordinator*

2004-08Ball State
*Wide Receivers/
Recruiting Coordinator (2008)*

2003Arizona
Quarterbacks/Passing Game Coordinator

2001-02Central Missouri State
Offensive Coordinator/Quarterbacks

1999-2000 ..Fort Scott Community College
*Offensive Coordinator/
Recruiting Coordinator*

1998Benedictine University
Quarterbacks/Wide Receivers

→ At San Diego State

■ Jeff Hecklinski, who has 21 years of collegiate coaching experience, including 11 seasons working under Aztec football head coach Brady Hoke, was named SDSU's offensive coordinator on Jan. 31, 2020. He will also coach the Aztec quarterbacks.

■ Hecklinski was previously on Hoke's staff at Ball State (2004-08), San Diego State (2009-10) and Michigan (2011-14).

■ In his first stint on The Mesa, Hecklinski was the Aztecs' assistant head coach and mentored the running backs while serving as the program's recruiting coordinator.

■ Hecklinski was part of Hoke's staff that helped SDSU make its first bowl game since 1998, downing Navy, 35-14, in the 2010 Poinsettia Bowl. Hecklinski helped mentor running back Ronnie Hillman, who rushed for 1,532 yards and 17 touchdowns as a true freshman in 2010. Hillman would go on to be named a first-team freshman All-America selection by FWAA and Phil Steele Magazine, the Mountain West Freshman of the Year and earn first-team all-MW honors. Hillman was drafted in the third round by the Denver Broncos in the 2012 NFL Draft.

→ Previous Coaching Experience

■ Hecklinski was the assistant head coach at Michigan, serving as recruiting coordinator and wide receivers coach. In 2014, Hecklinski helped wide receiver Devin Funchess earn second-team all-Big Ten honors after leading the Wolverines with 62 catches for 733 yards and four touchdowns. Funchess was drafted in the second round of the 2015 NFL Draft by the Carolina Panthers.

Notable Players Coached

→ **Jacquet McClendon, TE (Indiana State)**

2017 *Second-Team All-MVFC Selection*

→ **LeMonte Booker, RB (Indiana State)**

2017 *Honorable Mention All-MVFC*

→ **Devin Funchess, WR (Michigan)**

2015 *Second-Round NFL Draft Pick*, 2013 *Big Ten Tight End of the Year*, *Two-time Second-Team All-Big Ten Selection*

→ **Jeremy Gallon, WR (Michigan)**

Two-time All-Big Ten Selection (Second-Team 2013, Honorable Mention 2012), 2013 *Bo Schembechler Team MVP*, 2013 *All-Big Ten Honoree (The Sporting News, Athlon Sports)*, 2012 *Second-Team All-Big Ten Postseason Selection (Phil Steele)*, *School Record Holder for Receiving Yards (Season - 1,373 yds, Game - 369 yds)*

→ **Roy Roundtree, WR (Michigan)**

2012 *Honorable Mention All-Big Ten (Coaches & Media)*, 2011 *Biletnikoff Award Watch List*

→ **Junior Hemingway, WR (Michigan)**

2011 *Honorable Mention All-Big Ten (Coaches)*, 2012 *Sugar Bowl MVP*

→ **Ronnie Hillman, RB (SDSU)**

First-Team Freshman All-American (FWAA, Phil Steele), 2010 *MW Freshman of the Year*, 2012 *Third-Round NFL Draft Pick*, *Super Bowl Champion*

→ **Dante Love, WR (Ball State)**

2007 *First-Team All-MAC Selection*, 2007 *National Leader in All-Purpose Yards (260.92)*

→ **Dante Ridgeway, WR (Ball State)**

2005 *NFL Draft Selection (Sixth Round)*, 2004 *First-Team All-American (Southern Football Weekly)*, 2004 *Second-Team All-American (AP, Walter Camp)*, 2004 *First-Team All-MAC Honoree*, 2004 *Biletnikoff Award Finalist*

BOWL GAMES AS A COACH (6)

→ **Michigan**

2013 *Buffalo Wild Wings Bowl*, 2012 *Outback Bowl*, 2011 *Sugar Bowl*

→ **San Diego State**

2010 *Poinsettia Bowl*

Ball State

2008 *GMAC Bowl*, 2007 *International Bowl*

■ Under Hecklinski's tutelage in 2013, Jeremy Gallon had a program-record 1,373 receiving yards and ranked second in UM history with 89 receptions to go along with nine touchdowns. Gallon also had a reception in a school-record 39 consecutive games, breaking Brayton Edwards' previous mark. Gallon ended his Michigan career ranked third all-time in both receptions (173) and receiving yards (2,704), and tied for ninth in receiving touchdowns.

■ During Hecklinski's second year on the Ann Arbor campus in 2012, Michigan averaged 383.1 yards per game, led by Gallon and Roy Roundtree. The duo combined for 80 catches, 1,409 yards and seven touchdowns. Gallon caught a then career-best nine passes for 145 yards and two touchdowns in the Outback Bowl, while Roundtree finished his career ranked sixth in UM history in career receptions (154) and receiving yards (2,304).

■ The Wolverines ranked third in the Big Ten in yards per game (404.7) in 2011 as five different receivers had multiple touchdown catches, led by Junior Hemingway (34 receptions, 688 yards and four touchdowns). Two of Hemingway's touchdowns came in the Sugar Bowl, where he was named MVP in Michigan's 23-20 overtime victory over Virginia Tech.

■ Prior to his return to "America's Finest City," Hecklinski spent the 2019 campaign on Les Miles' staff at Kansas, where he was the tight ends coach and recruiting coordinator.

■ Hecklinski arrived at Kansas after spending the previous two seasons at Indiana State, where he served as both the offensive coordinator and recruiting coordinator, while also overseeing the Sycamore quarterbacks. In his first year at Indiana State in 2017, Hecklinski had two players named all-Missouri Valley in tight end Jacquet McClendon and running back LeMonte Booker.

■ Between his stops in Ann Arbor and Terre Haute, Hecklinski spent one year as the passing game coordinator and quarterbacks coach at Colorado State-Pueblo in 2015.

■ Hecklinski first joined forces with Hoke at Ball State in 2004, where he was the recruiting coordinator and wide receivers coach until he headed to the West Coast with Hoke after the 2008 season.

■ While at Ball State, Hecklinski helped coach two of the most prolific players in Cardinal history in wideouts Dante Love, who ranked second in the country in 2007 in all-purpose yards (206.92), and Dante Ridgeway, who was an All-American and one of three finalists for the Biletnikoff Award in 2004.

■ Was the quarterbacks coach at Arizona in 2003, after two seasons as the offensive coordinator and quarterbacks coach at Central Missouri State, where he helped the team to the school's first-ever playoff appearance and bowl victory.

■ Started his career as an assistant at Benedictine in 1998, and also spent two seasons at Fort Scott Community College in Kansas.

→ Education

■ Hecklinski earned his bachelor's degree at Western Illinois in 1997, where he was a quarterback and threw for more than 5,980 yards to rank seventh in the school's career record book after spending two seasons at Big Ten member Illinois.

→ Personal

■ Hecklinski and his wife, Tiffany, have a daughter, Riley, and two sons, Mikey and J.R.

Kurt Mattix - Defensive Coord./LBs



10 STRAIGHT BOWL GAME APPEARANCES ▶ 21 CONFERENCE CHAMPIONSHIPS

→ At San Diego State

■ Kurt Mattix, who worked with head coach Brady Hoke at Michigan, was named San Diego State's defensive coordinator on Jan. 30, 2020. He will also coach the Aztec linebackers.

→ Previous Coaching Experience

■ Mattix arrives on The Mesa after serving as the defensive coordinator at Eastern Kentucky the past four seasons.

■ Since 2016, the Colonels have ranked 24th in FCS play in defensive pass efficiency (120.4), 36th in defensive rush avg. (4.0) and 38th in total defense (360.9)

■ EKU was particularly impressive on defense over the last two seasons, ranking as one of the top units in the Ohio Valley Conference.

■ The 2019 Colonel defense led the OVC in third down percentage (.310, 5th in FCS), fourth down percentage (.333, 7th in FCS), red zone percentage (.700, 11th in FCS), tackles for loss per game (7.9, 13th in FCS) and first downs allowed (205, 18th in FCS), while ranking second in scoring defense (20.6, 15th in FCS), rush defense (119.1, 15th in FCS) and total defense (325.3, 16th in FCS).

■ Not to be outdone, EKU held its opponents to under 100 yards rushing six times during the 2019 campaign, including two outstanding efforts when the Colonels yielded just two yards against Ten-

nessee Tech and 22 yards against Murray State.

■ Under Mattix's guidance, EKU lineman Aaron Patrick was selected as the 2019 OVC Defensive Player of the Year, was a first team All-American and a finalist for the national defensive player of the year award. Patrick and fellow lineman Taquan Evans also earned all-conference recognition.

■ In 2018, Mattix's defense helped the Colonels finish 7-4 and in third place in the OVC. EKU ranked second in the league in scoring defense and third in total defense. Eastern Kentucky also finished fifth in the nation with 19 interceptions, 12 more than the team recorded in 2017.

■ Individually, three defensive players picked up All-OVC honors at the end of the season - Leodis Moore III (first team), Patrick (first team) and Cornelius Floyd (second team), while three were earned OVC Defensive Player of the Week honors during the 2018 campaign.

■ In his first season at EKU in 2016, Mattix coached a defense that allowed fewer passing yards than any Colonel team since 2009 and fewer passing touchdowns (12) than any of the program's defenses since 2005 (9). The EKU defense led the OVC and was sixth in the country with 13 fumbles recovered. The Colonels were also 16th in the nation with the three defensive touchdowns and 25th with 23 forced turnovers.

■ The EKU defense improved in Mattix's second season in 2017, allowing 62 fewer yards and 4.0 fewer points per game. Additionally, the Colonels allowed 571 fewer rushing yards and 112 fewer yards, while ranking first in the league and eighth in FCS with 13 fumbles recovered.

■ In 2017, Luder Jean Louis and Kobie Grace each garnered second-team All-OVC recognition. Jean Louis led the OVC and was ninth in the country in sacks, and ranked second in the OVC and 16th in FCS in tackles for a loss. Grace, meanwhile, led the nation in fumbles recovered, and was second in the league and 18th nationally in fumbles forced.

■ Prior to his stint at Eastern Kentucky, Mattix was the special teams coordinator and linebackers coach at his alma mater Valparaiso University during the 2015 campaign,

■ In his lone season on the Crusaders' staff, Mattix helped linebacker Alex Green garner first-team All-Pioneer Football League accolades.

■ Mattix moved to Valparaiso after spending four seasons (2011-14) as the defensive quality control coach at Michigan under the tutelage of Brady Hoke, where he worked with the defensive line and linebackers, and assisted in all aspects of special teams.

■ In 2009 and 2010, Mattix coached the tight ends at Ball State.

■ Mattix began his coaching career as an assistant at Portage High School (1998-99). He soon entered the collegiate ranks as an assistant coach at Trine University (2000) and Anderson University (2001) before accepting a graduate assistant position at Ball State during the 2002 and 2003 seasons.

→ Playing Experience

■ Mattix played two seasons at the University of Indianapolis (1994-95) before finishing his collegiate career at Valparaiso (1996-98).

→ Education

■ Mattix earned his bachelor's degree in physical education at Valparaiso in 1999.

→ Personal

■ Mattix is single and resides in San Diego's Mission Valley.



Mattix File

■ Year at San Diego State:

First Year

■ Hometown:

Portage, Ind.

■ Alma Mater:

Valparaiso, 1999

■ Collegiate Playing Experience:

Indianapolis, 1994-95

Valparaiso, 1996-98

■ Coaching Experience:

2020San Diego State
Defensive Coordinator/Linebackers

2016-19Eastern Kentucky
Defensive Coordinator

2015Valparaiso
Special Teams Coordinator
Linebackers

2011-14Michigan
Defensive Quality Control

2009-10Ball State
Tight Ends/Quality Control

2008Saint Joseph's College (Ind.)
Defensive Coordinator

2005-07Wayne State
Defensive Coordinator

2002-03Ball State
Graduate Assistant

2001Anderson University
Special Teams Coordinator

2000Trine University
Special Teams Coordinator

1998-99Portage (Ind.) High School
Offensive Line/Defensive Line

Notable Players Coached

→ Aaron Patrick, DL (Eastern Kentucky)

2019 First-Team All-American (AP, Walter Camp), 2019 Second-Team All-American (AFCA, STATS), 2019 FCS Third-Team All-American (HERO Sports, Phil Steele), 2019 Ohio Valley Conference Defensive Player of the Year, Three-Time First-Team All-OVC Selection, 2019 STATS Buck Buchanan Award Finalist, 2016 Sophomore All-American (HERO Sports)

→ Taquan Evans, DL (Eastern Kentucky)

2019 First-Team All-OVC Selection (Phil Steele), 2019 Second-Team All-OVC Honoree (Coaches & SIDs)

→ Leodis Moore III, DB (Eastern Kentucky)

2018 First-Team All-OVC Selection (Coaches & SIDs)

→ Cornelius Floyd, CB (Eastern Kentucky)

2018 Second-Team All-OVC Selection (Coaches & SIDs)

→ Luder Jean Louis, DL (Eastern Kentucky)

2017 First-Team All-OVC Honoree (Phil Steele), 2017 Second-Team All-OVC Selection (Coaches & SIDs)

→ Kobie Grace, DB (Eastern Kentucky)

2017 Second-Team All-OVC Selection (Coaches & SIDs), 2017 Third-Team All-OVC Honoree (Phil Steele)

→ Kiante Northington, DB (Eastern Kentucky)

2016 Second-Team All-OVC Selection (Coaches & SIDs)

→ Jake Ryan, LB (Michigan)

2014 First-Team All-Big Ten Selection (Coaches, Media), 2012 Honorable Mention All-Big Ten

→ Brennen Beyer, DE (Michigan)

2014 Honorable Mention All-Big Ten (Coaches, Media)

→ Jibreel Black, DT (Michigan)

2013 Honorable Mention All-Big Ten (Coaches, Media)

→ Frank Clark, DE (Michigan)

2013 Honorable Mention All-Big Ten (Media)

→ Craig Roh, DE (Michigan)

2012 Second-Team All-Big Ten

→ Mike Martin, DT (Michigan)

2012 Second-Team All-Big Ten (Coaches & Media)

→ Ryan Van Bergen, DE (Michigan)

2011 Honorable Mention All-Big Ten

→ Kenny Demens, LB (Michigan)

2011 Honorable Mention All-Big Ten

BOWL GAMES AS A COACH (3)

→ Michigan

2013 Buffalo Wild Wings Bowl, 2012 Outback Bowl,

2011 Sugar Bowl

Hunkie Cooper - Wide Receivers



10 STRAIGHT BOWL GAME APPEARANCES ▶ 21 CONFERENCE CHAMPIONSHIPS



Cooper File

■ **Year at San Diego State:**
Sixth Year

■ **Hometown:**
Palestine, Texas

■ **Family:**
Wife, Tiffany, and children, Brianna, AJ and Destini

■ **Alma Mater:**
UNLV, 1991

■ **Collegiate Playing Experience:**
UNLV - 1990-91
Navarro College - 1989

■ **Coaching Experience:**
2015-20San Diego State
Wide Receivers

2009-14Canyon Springs High School
Las Vegas, Nev.
Head Coach

2006-08Utah Blaze (AFL)
Defensive Backs (2008)
Defensive Coordinator (2007)
Wide Receivers, Linebackers (2006)

→ **At San Diego State**

- Hunkie Cooper enters his sixth season at San Diego State, overseeing the wide receiver position.
- Upon his arrival on The Mesa, Cooper reunited with his college coach Jeff Horton. Horton, SDSU's associate head coach/offensive coordinator/running backs coach, was Cooper's head coach at UNLV.
- In 2018, Cooper coached a wide receiver corps that helped the Aztecs rank 12th nationally in passing yards per completion (14.66). He also witnessed the program's best individual performance at the position since 2009 when senior Fred Trevillion finished with 189 yards receiving yards and two touchdowns on four catches at Fresno State.
- Under Cooper's guidance, Mikah Holder received all-Mountain West honorable mention as a senior in 2017 after leading the Aztecs with career highs of 43 receptions and 602 yards, which were more than the totals of the next two SDSU players combined.
- Cooper also played a pivotal role in Holder's development during the 2016 campaign, as the Aztec wide receiver topped the squad in receiving yards (581) and touchdown catches (6) while ranking seventh nationally and third in the Mountain West in yards per catch (21.5). Cooper's assistance with Donnel Pumphrey also proved essential that season, as the SDSU running back tied with Holder for the team lead in receptions (27) for 231 yards. Pumphrey was a fourth-round pick of the Philadelphia Eagles in the 2017 NFL Draft.
- In 2015, Cooper coached Holder to a breakout season, which included a team-high 439 receiving yards and six touchdown catches. He also assisted Pumphrey in a junior year that resulted in *Sports Illustrated* honorable mention All-America and Mountain West Offensive Player of the Year honors after he led the Aztecs in rushing yards and receptions, one of four players in the nation to accomplish the feat.

→ **Previous Experience**

- Prior to his appointment on The Mesa, Cooper served for six seasons as the head coach at Canyon Springs High in Las Vegas.
- Under Cooper's direction, CSHS made the Sunrise Region play-offs all six years, earning Northeast Sunrise Divisional Coach-of-the-Year honors on three occasions.
- In 2014, Canyon Springs was the first Sunrise Region team in more than 40 games to beat perennial power Liberty.
- One of his top players was Pumphrey, a Heisman candidate, All-American and the NCAA FBS career record holder in rushing yards (6,405). He amassed 4,152 yards and 49 touchdowns on 494 at-



tempts (8.4 avg.) over his career at CSHS. In 2012, Pumphrey rushed for 1,491 yards on 160 carries (9.3 avg.) and 19 touchdowns en route to being named the Gatorade Nevada Player of the Year.

- Began his coaching career with a three-year stint (2006-08) on the Utah Blaze (Arena Football League) coaching staff, working with the team's defensive backs, wide receivers, linebackers and serving as the defensive coordinator.

→ **Playing Experience**

- Cooper had one of the greatest careers in Arena Football League history, coming in as the fifth-greatest player in AFL history by the league's Silver Anniversary Committee.
- Named to the Arena Hall of Fame in 2011.
- Led the Arizona Rattlers to a pair of AFL championships (1994 and 1997) and was picked as the MVP of the 1997 AFL Championship game.
- Cooper was the AFL's all-time leader in nearly all return categories upon his retirement in 2005. That same year, he also had his No. 14 jersey retired by the Rattlers.
- In 2001, Cooper was selected to the all-15th Anniversary first team as both a receiver and linebacker. He finished his career with nearly 9,000 receiving yards to go along with 196 tackles and 15 interceptions, including seven for a touchdown.
- He was named the Ironman of the Year in both 1999 and 2000.
- He earned Ironman of the Game honors in ArenaBowl XI, returning a kick for a touchdown and intercepting a Kurt Warner pass for another score, as the Ratters defeated the Iowa Barnstormers, 55-33.
- Cooper was named the AFL MVP as a rookie in 1993 after totaling 91 receptions for 1,214 yards and 19 touchdowns, and ended up becoming a 12-time all-pro selection.
- At UNLV, he twice earned All-America honors and all-Big West accolades as a punt returner and kick returner (1989-90).
- Cooper, who played six different positions with the Rebels, scored four touchdowns as an all-purpose player in his first career Division I game.
- Was the quarterback for national champion Navarro College in 1989.

→ **Education**

- A 1991 graduate of UNLV.

→ **Personal**

- Cooper and his wife, Tiffany, have three children: Brianna, AJ, who played football at Southern Oregon, and Destini.

Notable Players Coached

- **Mikah Holder, WR (SDSU)**
2017 Honorable Mention All-MW
- **Donnel Pumphrey, RB (SDSU)**
2017 Fourth-Round NFL Draft Pick, 2016 Heisman Trophy Top-10 Finish (tied for 10th), 2016 Doak Walker Award Finalist, 2016 Walter Camp Player of the Year Semifinalist, 2016 First-Team All-American (Sports Illustrated, Walter Camp), 2016 Second-Team All-American (AP, AFCA, USA Today, The Sporting News, two-time Honorable-Mention Sports Illustrated All-American (2014-15), two-time MW Offensive Player of the Year (2015-16), three-time First-Team All-MW (2014-16)
- **DeMarco Murray, RB (Oklahoma)**
2014 AP NFL Offensive Player of the Year
- **Juron Criner, WR (Arizona)**
2012 Fifth-Round NFL Draft Pick; 209 receptions in college
- **Lynn McGruder, DT (Oklahoma)**
Started 11 games for the Sooners in 2004
- **Quinton Carter, FS (Oklahoma)**
2011 Fourth-round NFL Draft Pick

BOWL GAMES AS A COACH (5)

- **San Diego State**
2019 New Mexico Bowl, 2018 Frisco Bowl, 2017 Armed Forces Bowl, 2016 Las Vegas Bowl, 2015 Hawai'i Bowl

Doug Deakin - Special Teams Coord.



10 STRAIGHT BOWL GAME APPEARANCES ▶ 21 CONFERENCE CHAMPIONSHIPS

→ At San Diego State

- Doug Deakin begins his 13th season at San Diego State, a long association which started as a student-athlete and now continues as a full-time assistant coach.
- Enters his third year as the Aztecs' special teams coordinator and also coached the tight ends during the 2018 campaign.
- Spent three years as the assistant for football operations with the SDSU program from 2014-17.
- Also served as a graduate assistant with the Aztecs from 2011-13, working with the defense and special teams.
- Is one of two SDSU graduates on the full-time coaching staff, along with Mike Schmidt (offensive line).
- Under Deakin's watch last season, two Aztec specialists – punter Brandon Heicklen and placekicker Matt Araiza – received All-Mountain West honorable mention. Heicklen was named MW Special Teams Player of the Week on three occasions during the 2019 campaign.
- In 2018, Deakin oversaw the emergence of tight end Kahale Warring, who garnered All-Mountain West honorable mention and was a third-round selection by the Houston Texans in the 2019 NFL

Draft. Warring led the Aztecs with 31 receptions for 372 yards and three touchdowns in 2018.

- In addition, placekicker John Baron II became the just the second player to win MW Special Teams Player of the Week honors five times in the same season after Utah's Louie Sakoda accomplished the feat in 2009. Baron, who connected on all five of his field-goal attempts from 50-plus yards, made three game-winning kicks during the 2018 campaign, which is tied for the most by an SDSU player in a single season since at least 1996.

→ Playing Experience

- A former walk-on at San Diego State who played 24 games on special teams over his final two years in 2009-10.
- Also served as the team's holder on field goals and extra-point attempts during that span.
- Selected as one of three captains by his teammates during his senior year in 2010.
- Ran 13 yards for a first down off a fake field-goal attempt in the Aztecs' 41-7 conquest of Utah State on Sept. 25, 2010.
- Also saw action in SDSU's 35-14 triumph over Navy in the 2010 Poinsettia Bowl, which marked the Aztecs' first bowl appearance since 1998 and first bowl victory since 1969.
- Earned the SDSU President's Award for Highest Standards of Academic and Athletic Excellence in 2008.
- Also garnered Mountain West all-academic honors in 2009.
- Was additionally nominated for the College Football Rudy Awards, which recognizes student-athletes who demonstrate excellent character, contribution and commitment as members of their college football teams.

→ Education

- Received his undergraduate degree in business management from San Diego State in 2010, before earning his master's in educational leadership from the University in 2014.

→ Personal

- Is married to the former Emily Diggins.



Deakin File

■ **Year at San Diego State:**
Third Year as Assistant Coach/
10th overall

■ **Hometown:**
Oak Park, Calif.

■ **Family:**
Wife, Emily

■ **Alma Mater:**
San Diego State, 2010, 2014 (M.S.)

■ **Collegiate Playing Experience:**
San Diego State - 2009-10

■ **Coaching Experience:**
2018-20 San Diego State
Special Teams Coordinator
Tight Ends (2018)

2011-13 San Diego State
Graduate Assistant - Defense

■ **Professional Experience:**
2014-17 San Diego State
Assistant for Football Operations

Notable Players Coached

- **Brandon Heicklen, P (SDSU)**
Two-Time Honorable Mention All-MW
- **Matt Araiza, K (SDSU)**
2019 Honorable Mention All-MW
- **Kahale Warring, TE (SDSU)**
2019 Third-Round NFL Draft Pick, 2018 Honorable Mention All-MW
- **John Baron II, K (SDSU)**
Two-time All-MW Selection
- **Nat Berhe, DB (SDSU), Pittsburgh Steelers**
Three-time All-MW Selection, 2014 NFL Draft Pick
- **Leon McFadden, DB (SDSU)**
Three-time First-Team All-MW Honoree, 2013 NFL Draft Pick
- **Miles Burris, LB (SDSU)**
Two-time First-Team All-MW Selection, 2012 NFL Draft Pick
- **Jake Fely, LB (SDSU)**
Two-time Second-Team All-MW Selection
- **Brian Stahovich, P (SDSU)**
Two-time All-MW Honoree
- **J.J. Whittaker, DB (SDSU)**
Two-time All-MW Selection
- **Jeff Overbaugh, LS (SDSU)**
Three-time MW All-Academic, Three-time MW Scholar-Athlete
- **Colin Lockett, WR/KR (SDSU)**
2013 Honorable Mention All-MW
- **Nick Tenhaeff, LB (SDSU)**
2013 Honorable Mention All-MW
- **Derek Largent, LB (SDSU)**
2012 Honorable Mention All-MW
- **Sam Meredith, DL (SDSU)**
2012 Honorable Mention All-MW
- **Larry Parker, DB (SDSU)**
2011 SI.com Honorable Mention All-American, 2011 First-Team All-MW Selection
- **Jerome Long, DL (SDSU)**
2011 Second-Team All-MW Selection, 2012 NFL Draft Pick

BOWL GAMES AS A COACH (4)


→ San Diego State
2018 Frisco Bowl, 2013 Famous Idaho Potato Bowl, 2012 Poinsettia Bowl, 2011 New Orleans Bowl

BOWL GAMES AS AN ADMINISTRATOR (4)

→ San Diego State
2017 Armed Forces Bowl, 2016 Las Vegas Bowl, 2015 Hawai'i Bowl, 2014 Poinsettia Bowl

BOWL GAMES AS A PLAYER (1)

→ San Diego State
2010 Poinsettia Bowl



Savai'i Eselu - Tight Ends



10 STRAIGHT BOWL GAME APPEARANCES ▶ 21 CONFERENCE CHAMPIONSHIPS

SAVAI'I ESELU ◀ COACHES



Eselu File

■ **Year at San Diego State:**
First Year

■ **Hometown:**
Honolulu, Hawaii

■ **Family:**
Wife, Tatiana; Sons, Leighton and Lennox

■ **Alma Mater:**
California, 2011

■ **Collegiate Playing Experience:**
California - 2007-10

■ **Coaching Experience:**
2020San Diego State
Tight Ends
2020Hula Bowl
Running Backs
2018-20Polynesian Bowl
Offensive Coordinator (2020)
Running Backs (2019-20)
2011-19Moanalua High School
Head Coach (2016-19)
Assistant Coach (2011-15)

→ **At San Diego State**

■ Savai'i Eselu begins his first season at San Diego State as the Aztecs' tight ends coach.

→ **Previous Experience**

■ Eselu arrives at SDSU after serving a four-year stint from 2016-19 as the head coach at his prep alma mater Moanalua High School in Honolulu, Hawaii.

■ During his tenure, Eselu led the Menehunes to a 27-16 record, including an 18-3 mark over his final two seasons.

■ Eselu's .628 career winning percentage is tops in school history, while his 27 wins rank second.

■ In 2019, Eselu guided Moanalua High to a 10-2 record, including a perfect 6-0 mark in O'ahu Interscholastic Association play.

■ Under Eselu's tutelage last season, quarterback RJ Javar threw for 3,260 yards and 29 touchdowns, while Jansen York (84 receptions, 1,235 yards, 10 touchdowns) and Rudy Kealohi (89 rec., 977 yds, 9 TD) combined for 173 catches, 2,212 yards and 19 touchdowns.

■ Before his promotion to head coach, Eselu was hired as an assistant at Moanalua High from 2011, working with the offensive line, wide receivers and defensive line over the next four years while serving as passing game coordinator.

■ In addition to his prep responsibilities, Eselu coached the running backs at the 2020 Hula Bowl and has assisted at three Polynesian Bowls, featuring stints as offensive coordinator (2020) and running backs coach (2018-19).

→ **Playing Experience**

■ Eselu was a member of the California Golden Bears football program from 2007-10. He saw action in one game during his collegiate career vs. Eastern Washington (9-12-09), but did not record a stat.

■ As a prep player at Moanalua High, Eselu was rated the No. 4 prospect in the state of Hawaii and the No. 24 tight end in the country by Rivals. He was also ranked as the No. 35 tight end in the nation by Scout.

■ In addition, Eselu was named to the all-Far West team by SuperPrep and was a Prepstar all-West Region honoree.

■ Eselu twice garnered all-state accolades, including a first-team nod as a senior. He also served as varsity captain for three years and was an all-Oahu White League selection on three occasions.

■ Eselu racked up 45 receptions for 1,285 yards over his career and also played defense, totaling 25.0 tackles for loss and 12.0 sacks as a prep.

→ **Education**

■ Received his bachelor's degree in sociology from California in 2011.

→ **Personal**

■ Eselu and his wife, Tatiana, reside in La Mesa with their two sons, Leighton and Lennox.



AZTEC FOOTBALL MEDIA GUIDE

Kyle Hoke - Safeties



10 STRAIGHT BOWL GAME APPEARANCES ▶ 21 CONFERENCE CHAMPIONSHIPS

→ At San Diego State

- Kyle Hoke, nephew of Aztec head coach Brady Hoke, begins his first season at San Diego State and will coach the safeties.
- Hoke comes from a football coaching family as his father, Jon, is currently the defensive coordinator at Maryland and has spent time with the NFL's Tampa Bay Buccaneers, Chicago Bears and Houston Texans, as well as stints with SEC powers Florida, South Carolina and Missouri, among other Division I programs.

→ Previous Experience

- Prior to his arrival on The Mesa, Hoke coached the safeties at Indiana State in 2019.
- In Hoke's lone season on the Terre Haute campus, the Sycamores allowed just 22.8 points and 338.3 yards per game.
- Individually, Hoke tutored ISU defensive back Michael Thomas, who received all-Missouri Valley Football Conference honorable mention after posting 79 tackles, a team-high three forced fumbles, two interceptions and three pass breakups in his first year at safety following a move from wide receiver.
- Before serving a one-year stint as safeties coach at Texas State, Hoke spent the 2017 campaign as defensive coordinator at Division III power John Carroll University.
- In his one season with the Blue Streaks, Hoke's defense ranked second in the Ohio Athletic Conference in scoring defense (22.1), while linebacker Mason McKenrick was named a second-team Little All-American by the Associated Press and defensive lineman Connor Bogard received second-team All-North Region accolades.
- Prior to his move to JCU, Hoke spent two seasons as a graduate assistant at South Carolina, where he helped with the linebackers and was responsible for the running position and defensive breakdowns.
- In 2014, Hoke was the defensive quality control coach at Army West Point, working mainly with the defensive backs.
- Hoke entered the collegiate coaching ranks at Western Michigan, where he was a graduate assistant with the defensive backs (2012) and special teams (2013).
- One of Hoke's pupils at WMU was defensive back Johnnie Simon, who was a third-team All-MAC selection in 2012.

→ Playing Experience

- Hoke played four years at Ball State, including all 14 games as a freshman in 2008 under head coach Brady Hoke. That season, the Cardinals started the year 12-0 and finished 22nd in the final Associated Press Top 25 poll.

→ Education

- Graduated in 2012 from Ball State with a bachelor's degree in sociology.

→ Personal

- Hoke and his wife, Maddie, reside in La Mesa.

Notable Players Coached

- **Skai Moore, LB (South Carolina)**
2017 First-Team All-SEC Selection (Coaches), 2017 Second-Team All-SEC Honoree (AP), 2015 Second-Team All-SEC Selection (AP and Coaches)
- **Michael Thomas, DB (Indiana State)**
2019 Honorable Mention All-Missouri Valley Football Conference, 2019 MVFC Commissioner's Academic Award
- **Mason McKenrick, LB (John Carroll)**
2017 Second-Team Little All-American (AP), 2017 Second-Team DIII All-American (AFCA), 2016-2017 First-Team All-North Region (D3football.com), 2016-2017 First-Team All-Ohio Athletic Conference, 2016-2017 Gene Slaughter Award Winner (OAC Most Valuable Linebacker), 2016 North Region Defensive Player of the Year
- **Connor Bogard, DL (John Carroll)**
2019 Second-Team All-American (D3football.com), 2018 Third-Team All-American (D3football.com), 2018-19 First-Team All-North Region Honoree (D3football.com), 2017 Second-Team All-North Region Selection (D3football.com), Three-time First-Team All-Ohio Athletic Conference Honoree
- **Johnnie Simon, DB (Western Michigan)**
2012 Third-Team All-MAC Selection

BOWL GAMES AS A COACH (1)

- **South Carolina**
2016 Birmingham Bowl

BOWL GAMES AS A PLAYER (1)

- **Ball State**
2008 GMAC Bowl



Kyle Hoke File

- **Year at San Diego State:**
First Year

- **Hometown:**
Sugar Land, Texas

- **Family:**
Wife, Maddie

- **Alma Mater:**
Ball State, 2012

- **Collegiate Playing Experience:**
Ball State - 2008-11

- **Coaching Experience:**
2020San Diego State Safeties
2019Indiana State Safeties
2018Texas State Safeties
2017John Carroll Defensive Coordinator
2015-16South Carolina Graduate Assistant - Linebackers
2014Army West Point Defensive Quality Control
2012-13.....Western Michigan Graduate Assistant Defensive Backs (2012) Special Teams (2013)

Mike Schmidt - Offensive Line



10 STRAIGHT BOWL GAME APPEARANCES ▶ 21 CONFERENCE CHAMPIONSHIPS



Schmidt File

■ **Year at San Diego State:**
Ninth Year as Assistant Coach/
12th overall

■ **Hometown:**
San Diego, Calif.

■ **Family:**
Wife, Jennifer, and son, Brayden

■ **Alma Mater:**
San Diego State, 2009

■ **Collegiate Playing Experience:**
San Diego State - 2005-08

■ **Coaching Experience:**
2009-20San Diego State
Offensive Line (2012-20)
Graduate Assistant - Offense (2010-11)
Student Assistant (2009)

→ At San Diego State

■ Mike Schmidt enters his ninth season as San Diego State's offensive line coach and his 12th as a member of the Aztec staff.

■ Has been influential in SDSU establishing itself as one of the top rushing programs in the country. Since he joined the staff as a full-time assistant coach in 2012, the Aztecs rank 17th nationally in rushing yardage per game, 22nd in rushing yards per carry (4.8), and are tied for 31st in rushing touchdowns (213).

■ Under Schmidt's guidance, three SDSU offensive linemen merited all-Mountain West distinction last season, including Keith Ismael, who earned first-team honors for the second straight year before he was selected by Washington in the fifth round of the 2020 NFL Draft. In addition, Daishawn Dixon was a second-team all-conference pick, while William Dunkle received honorable mention.

■ In addition to Ismael, Schmitt coached another all-conference lineman in 2018, as Ryan Pope garnered second-team accolades.

■ In 2017, Schmidt molded a young and inexperienced line into a force that paved the way for consensus All-American Rashaad Penny, who led the nation with 2,027 yards rushing.

■ As a result, Tyler Roemer garnered freshman All-America accolades from USA Today, joining Ismael on the all-MW second team.

■ The 2016 Aztecs set program records in rushing yards (3,680), rushing touchdowns (34), rushing yards per carry (5.8), points (493) and field goals (21). The 5.8 average ranked seventh nationally.

■ In 2016, Schmidt coached Nico Siragusa to USA Today first-team and AP third-team All-America recognition. Over his four years, Siragusa blocked for the all-time leading rusher (Donnel Pumphrey), becoming the first SDSU offensive lineman to be named a first-team all-MW selection twice in league history. He was the second Aztec offensive lineman drafted in a three-year span when he was picked in the fourth round by the Baltimore Ravens.

Notable Players Coached

→ Keith Ismael, OL (SDSU)

2020 NFL Draft Pick, Two-time First-Team All-MW Selection (2018, 2019), 2017 Second-Team All-MW Honoree

→ Daishawn Dixon, OL (SDSU)

2019 Second-Team All-MW Selection, 2019 MW Team of the Year Honorable Mention (Pro Football Focus)

→ William Dunkle, OL (SDSU)

2019 Honorable Mention All-MW

→ Ryan Pope, OL (SDSU)

2018 Second-Team All-MW Selection

→ Tyler Roemer, OL (SDSU)

2017 USA Today Freshman All-American, 2017 Second-Team All-MW Honoree

→ Nico Siragusa, OL (SDSU)

2017 NFL Draft Pick, 2016 USA Today First-Team and Associated Press Third-Team All-American, Two-time First-Team All-MW Selection (2015, 2016)

→ Pearce Slater, OL (SDSU)

2015 First-Team All-MW Honoree

→ Bryce Quigley, OL (SDSU)

Two-time All-Mountain West Selection

→ Terry Poole, OL (SDSU)

2015 NFL Draft Pick, 2014 First-Team All-MW Honoree, 2013 Honorable Mention All-MW

→ Nik Embernate, OL (SDSU)

2012 First-Team All-MW Honoree

→ Alec Johnson, OL (SDSU)

2011-12 Second-Team All-MW Selection, Rimington Trophy Watch List

BOWL GAMES AS A COACH (10)

→ San Diego State

2019 New Mexico Bowl, 2018 Frisco Bowl, 2017 Armed Forces Bowl, 2016 Las Vegas Bowl, 2015 Hawaii Bowl, 2014 Poinsettia Bowl, 2013 Famous Idaho Potato Bowl, 2012 Poinsettia Bowl, 2011 New Orleans Bowl, 2010 Poinsettia Bowl

■ In his first collegiate year playing the right tackle position in 2016, Daniel Brunskill was chosen as a Burlsworth Award nominee and collected second-team all-MW honors.

■ Under his tutelage in 2015, Siragusa and Pearce Slater earned first-team all-MW first-team honors, the first time in conference history that the Aztecs had two first-teamers on the offensive line and the first time in any league since 1998 (WAC - Pacific Division). It was also the fourth straight season multiple offensive linemen earned all-conference honors.

■ The 2015 Aztecs also finished fifth in the nation in red zone offense (94.1 pct.), 14th in rushing yards per game (233.3) and 17th in time of possession (32:43).

■ Terry Poole (first team) and Darrell Greene (honorable mention) both earned all-MW accolades in 2014, marking the third straight season that at least two Aztec offensive linemen were honored by the league. Poole was drafted in the fourth round by the Seattle Seahawks.

■ Under his guidance, SDSU ran for at least 2,000 yards as a team and produced a 1,000-yard rusher for the fifth year in a row in 2013.

■ In 2013, the Aztec offensive line helped pave the way for a rushing attack that totaled over 2,000 yards for the fourth consecutive year for the first time in school history.

■ Coached multiple all-MW selections for the second year in a row in 2013 after Bryce Quigley merited second-team distinction, while Poole received honorable mention.

■ In his first year as assistant coach in 2012, the Aztec offensive line helped establish a team rushing record with 2,869 yards.

■ In 2012, he had three players garner all-MW accolades, including Nik Embernate, who signed a free agent contract with the Pittsburgh Steelers after collecting first-team honors, Alec Johnson who was a second-team selection, while Quigley landed on the honorable mention squad.

■ Was SDSU's graduate assistant on the offensive side of the ball for two years from 2010-11, working primarily with the offensive line. In 2010, the Aztecs tied for fifth nationally in fewest sacks allowed (0.69/g) and ranked seventh (0.85/g) in the same category in 2011.

■ In 2011, helped mentor Tommie Draheim, who became the first Aztec offensive lineman to earn first-team all-MW recognition since 2003. Draheim inked a free agent contract with the Kansas City Chiefs in the spring of 2013 after spending time with the Green Bay Packers and New England Patriots camps in 2012.

■ In 2009, he volunteered as a student assistant with the team while completing his undergraduate degree.

→ Playing Experience

■ Played along the offensive line for San Diego State from 2005-08 and was named a captain in his senior campaign.

■ A former walk-on the defensive line, he changed sides of the ball and earned a scholarship in the fall of 2007.

■ Served as team captain at Madison High School in San Diego from 2004-05. Led the Warhawks to two Harbor League title while earning second-team all-CIF, league co-offensive player-of-the-year and first-team all-league honors as a senior.

■ Played in the 15th annual Alex Spanos All-Star Classic and was a San Diego Union-Tribune all-academic pick.

→ Education

■ Graduated from San Diego State with his bachelor's degree in criminal justice in the fall of 2009.

→ Personal

■ Schmidt and his wife, Jennifer, have one son, Brayden.

MIKE SCHMIDT ◀ COACHES

AZTEC FOOTBALL MEDIA GUIDE

Demetrius Sumler - Cornerbacks



10 STRAIGHT BOWL GAME APPEARANCES ▶ 21 CONFERENCE CHAMPIONSHIPS

→ At San Diego State

■ Demetrius Sumler is in his fifth year at San Diego State. After spending two seasons as a graduate assistant on the Aztec staff, Sumler was elevated to full-time assistant coach in 2018 and will work with the cornerbacks for the third year in a row.

■ Last season, Sumler oversaw the duo of Luq Barcoo and Darren Hall, who comprised one of the most prolific cornerback duos in college football. Barcoo recorded nine interceptions to go along with 16 pass breakups, 55 tackles (43 solo) and five tackles for loss. Barcoo's nine interceptions were tied for the most in the country, and were the most in a season by an Aztec in the program's Division I history (since 1969) and the second most overall. Barcoo also led the nation in passes defended per game (1.92) and total passes defended (25), tied for the FBS lead in interceptions per game (0.69) and tied for second in pass breakups (13).

■ For his efforts, Barcoo was a semifinalist for the Paycomm Jim Thorpe Award (best defensive back), and was a second-team All-America selection by the Football Writers Association of America (FWAA), Walter Camp and Phil Steele Magazine, and a third-team honoree by the Associated Press. An all-MW first-team selection, Barcoo was also named the Byron H. Chase Memorial Trophy (outstanding player) for the defense.

■ Hall, meanwhile, came into his own with a fantastic sophomore season in 2019, recording 49 tackles, 3.5 tackles for loss, 1.5 sacks, two forced fumbles, one fumble recovery for a touchdown, one interception and 16 pass breakups. Hall ranked in a tie for fifth in FBS in total passes defended (17) and a tie for sixth in passes defended per game (1.42) en route to being named an honorable-mention all-MW selection.

■ In 2018, Hall was the co-recipient of SDSU Outstanding Freshman, along with running back/kick returner Jordan Byrd. Hall was also named Mountain West Defensive Player of the Week on two occasions that season after helping the Aztecs to victories over Eastern Michigan and Boise State. Against EMU, Hall came through with a crucial interception in overtime that led to John Baron's game-winning field goal before making a career-high nine tackles at Boise to go with an interception, sack and forced fumble.

→ Playing Experience

■ Completed his final season of eligibility at Central Washington in 2012, where he helped the Wildcats to their seventh Great North-



Notable Players Coached

→ Luq Barcoo, CB (SDSU)

2019 Second-Team All-American (FWAA, Walter Camp), 2019 Third-Team All-American (AP), 2019 Honorable Mention All-American (Pro Football Focus), 2019 First-Team All-MW, 2019 Jim Thorpe Award Semifinalist, 2019 SDSU Byron H. Chase Memorial Trophy Defensive Player of the Year

→ Darren Hall, CB (SDSU)

2019 Honorable Mention All-MW, 2018 SDSU Co-Outstanding Freshman of the Year Recipient, Two-time MW Defensive Player of the Week (Sept. 24, 2018 and Oct. 8, 2018)

→ Rashaad Penny, KR (SDSU), Seattle Seahawks

2018 NFL First-Round Draft Pick (27th overall), 2017 Heisman Trophy Top-5 finish (fifth place), 2017 Walter Camp Player of the Year Finalist, 2017 Maxwell Award Semifinalist, 2017 Doak Walker Award Semifinalist, 2017 Lombardi Award Nominee, 2017 FBS Consensus All-American, 2017 First-Team All-American (Associated Press, FWAA, The Sporting News, Sports Illustrated, ESPN, CBS Sports, USA Today, All-American, Bleacher Report) Three-time MW Special Teams Player of the Year, Three-time First-Team All-MW Kick Returner, 2017 All-Bowl Team (Associated Press, ESPN, Sports Illustrated, Bleacher Report), Two-time MW Special Teams Player of the Week

→ John Baron II, K (SDSU)

2017 First-Team All-MW Honoree, MW Special Teams Player of the Week (Oct 31, 2016)

→ Juwan Washington, RB/KR (SDSU)

2018 Honorable Mention All-MW

→ Quest Truxton, PR (SDSU)

2016 Honorable Mention All-MW Selection

→ Tanner Blain, P (SDSU)

MW Special Teams Player of the Week (Sept. 19, 2016)

west Athletic Conference (GNAC) title in 10 years en route to earning first-team all-conference honors on offense.

■ Tied the program's single-game record with five rushing touchdowns in a homecoming victory over Simon Fraser.

■ A three-year letterwinner at Colorado where he played in 36 games for the Buffaloes from 2007-09, making 14 starts.

■ Over his career at Colorado, rushed 199 times for 714 yards and nine touchdowns, averaging 19.8 rushing yards per game. Also notched 45 receptions for 333 receiving yards to average 7.4 yards per carry.

■ Was the team's Gold Group Commitment Award winner in 2008 and 2009, given by the coaches to the player committed to all-around excellence. Also named the Fred Casotti Award winner as a sophomore as the most improved offensive back during spring practice.

■ A four-year letterwinner at San Diego's Cathedral Catholic High School in football, where he graduated as the No. 48 running back in the nation (and the No. 98 overall prospect in California) according to *Rivals.com*.

■ Completed his prep career as the San Diego area's all-time leading rusher with 5,696 yards, as well as scoring a combined 67 career touchdowns.

→ Education

■ Graduated from Colorado in 2011 with his bachelor's degree in economics.

■ Currently pursuing his master's degree in liberal arts and interdisciplinary studies.

→ Personal

■ Sumler and his wife, Marissa, live in San Diego with their daughter, Annalisa.



Sumler File

■ **Year at San Diego State:**
Third Year as Assistant Coach/
Fifth overall

■ **Hometown:**
San Diego, Calif.

■ **Family:**
Wife, Marissa, and daughter, Annalisa

■ **Alma Mater:**
Colorado, 2011

■ **Collegiate Playing Experience:**
Central Washington - 2012
Colorado - 2007-09

■ **Coaching Experience:**
2016-20 San Diego State
Cornerbacks (2018-20)
Graduate Assistant -
Defense/Special Teams (2017)
Offense (2016)

Jordan Thomas - Defensive Line



10 STRAIGHT BOWL GAME APPEARANCES ▶ 21 CONFERENCE CHAMPIONSHIPS

JORDAN THOMAS ◀ COACHES



Thomas File

- **Year at San Diego State:**
First Year as Assistant Coach/
Third overall
- **Hometown:**
Redlands, Calif.
- **Alma Mater:**
San Diego State, 2014
- **Collegiate Playing Experience:**
San Diego State - 2010-13
- **Coaching Experience:**
2018-20San Diego State
Defensive Line (2020)
Graduate Assistant -
Defensive Line (2019)
Linebackers (2018)
- 2017Texas A&M-Kingsville
Graduate Assistant -
Linebackers

→ At San Diego State

- Former San Diego State defensive lineman Jordan Thomas was hired as the Aztecs' defensive line coach on Feb. 19, 2020 by head coach Brady Hoke.
- Thomas gained valuable experience as a graduate assistant on the SDSU coaching staff, assisting with the linebackers in 2018 before shifting responsibilities to the defensive line last season.
- Working alongside Hoke, who was the Aztecs' defensive line coach in 2019, Thomas helped an SDSU defense rank second in FBS play in both scoring (12.7) and rushing (75.4), fifth in total (287.8) and sixth in pass efficiency (110.3).
- Individually, Thomas assisted in the development of three All-Mountain West honorees. Myles Cheatum and Cameron Thomas gave the Aztecs two first-team all-conference defensive linemen for the first time since 1974, while Keshawn Banks was a second-team selection.
- In 2018, Thomas assisted with the SDSU linebackers on a team that ranked seventh nationally in rushing defense (103.8), 21st in total defense (334.6) and 32nd in scoring defense (22.2).

→ Previous Coaching Experience

- Before returning to The Mesa, Thomas briefly joined the coaching staff at Lamar University in Beaumont, Texas, following the 2019 campaign.
- After his collegiate playing career, Thomas spent one season as an assistant coach at nearby Mission Hills High School in 2016, tutoring the tight ends and defensive linemen.
- Thomas then moved to Texas A&M-Kingsville as a graduate assistant, where he aided the linebackers in 2017.



Notable Players Coached

- **Kyahva Tezino, LB (SDSU)**
2019 Honorable Mention All-American (Phil Steele, Pro Football Focus), Two-time First-Team All-MW Selection, Two-time SDSU John Simcox Memorial Trophy Most Valuable Player (2018-19)
- **Cameron Thomas, DT (SDSU)**
2019 Second-Team Freshman All-American (The Athletic), 2019 First-Team All-MW Honoree, 2019 SDSU Defensive Lineman of the Year, 2019 SDSU Co-Outstanding Freshman Award
- **Myles Cheatum, DE (SDSU)**
2019 First-Team All-MW Selection
- **Keshawn Banks, DE (SDSU)**
2019 Second-Team All-MW Honoree

BOWL GAMES AS A COACH (2)

- **San Diego State**
2019 New Mexico Bowl, 2018 Frisco Bowl

→ Playing Experience

- Was a four-year letterwinner at SDSU, playing in all 52 games after arriving as a true freshman in 2010.
- Started all 26 games in his final two seasons on The Mesa.
- One of the first three Aztecs to play in four consecutive bowl games (Bryce Quigley, Rene Siluano) without utilizing a redshirt season.
- Recorded 61 tackles (39 solos) during his career, including 14 tackles for loss.
- Named SDSU's Defensive Lineman of the Year in 2013 after setting a career high with 21 tackles during his senior campaign.
- Earned four varsity letters at Redlands High School, where he was an all-CIF pick and all-county selection as a senior.
- Twice received all-conference honors and was a three-star recruit, according to *Rivals.com*.
- Was named Redlands High's most valuable defensive lineman on three occasions.
- Also competed in baseball and track and field as a prep.

→ Education

- Graduated from San Diego State in 2014 with a degree in criminal justice.

AZTEC FOOTBALL MEDIA GUIDE

Gary Bernardi - Offensive Analyst



10 STRAIGHT BOWL GAME APPEARANCES ▶ 21 CONFERENCE CHAMPIONSHIPS

→ At San Diego State

■ Gary Bernardi begins his second year at San Diego State, where he will continue working as an offensive analyst on head coach Brady Hoke's staff.

→ Previous Collegiate Coaching Experience

■ A veteran of 38 seasons in the Division I-A/FBS ranks, Bernardi has coached in 441 games at college football's top level, including 14 bowl games.

■ Has coached numerous All-Americans during his career, while over 20 of his players have gone on to play professionally, including Hall of Famer Jonathan Ogden, as well as Tony Boselli, a member of the 1990s NFL All-Decade Team.

■ Prior to his arrival on The Mesa, Bernardi spent six years as an assistant coach at Colorado, where he tutored the Buffaloes' tight ends and H-backs for the last three seasons after sliding over from the offensive line.

■ In his first two years on the Boulder campus, Colorado's offensive line improved over the course of both seasons, as his five gameday linemen were credited with allowing only 11 quarterback sacks in 545 passing plays during the 2014 campaign (one in every 49.5 plays) after yielding 28 sacks in 999 passing plays the previous year (one in every 36 plays).

■ In 2014, the Buffaloes' running backs averaged over four yards per carry (4.11) for the first time since 2006.

■ One of the veteran offensive line coaches in the nation, with the exception of just three seasons in his career, Bernardi filled that role at San José State for three years (2010-12), helping the Spartans to a victory in the 2012 Military Bowl during his final campaign.

■ Served as offensive line coach and recruiting coordinator at Northern Arizona for the 2004 campaign, his lone season in the FCS ranks, before moving to UNLV for the next five years (2005-09) as the Rebels' offensive line/tight ends coach and recruiting coordinator.

■ Coached for 10 seasons at UCLA (1994-2003), where he worked with Rocky Long and Ron Caragher. Long was the Bruins' defensive coordinator in 1996 and 1997, while Caragher was a UCLA graduate assistant in 1994-95 before becoming a full-time assistant coach for the next seven years.

■ Broke into the collegiate ranks at Arizona in 1980 under Larry Smith, who hired him to coach the Wildcats' offensive tackles and tight ends. Worked in that capacity on the Tucson campus for the next seven seasons, save for a one-year run as Arizona's wide receivers coach in 1985.

■ Moved to Los Angeles ahead of the 1987 campaign when Smith was hired as head coach at USC. Over the next six seasons (1987-92), Bernardi coached the Trojan tackles and tight ends in addition to handling special teams coordinator duties.

■ Served as head coach at John Burroughs High School in Burbank, Calif., in 1993 between stints at USC and UCLA.

■ Began his coaching career before his 19th birthday in 1973 as an assistant at Bell-Jeff High School in Burbank, Calif. Spent two years there before assisting at his alma mater Monroe High in North Hills, Calif., for one season in 1975. Also served a four-year stint at Fountain Valley High in Orange County from 1976-79, where he mentored future Stanford All-American wide receiver Ken Margerum, who went on to a pro career with the NFL's Chicago Bears.

→ Education


■ Earned his bachelor's degree in physical education from Cal State Northridge in 1976, and received his teaching credential from Southern California College (now Vanguard University).

→ Personal

■ Bernardi and his wife, Leigh, are parents of three grown children, daughters, Marina and Briana, and son, Joe, who is currently the offensive line coach at San José State.

■ His brother, Rob, was the long-time athletic director at Nicholls State University from 2001-16 and now works as an senior associate athletic director for administration at Tulane.

■ Bernardi has been active in community service outside of coaching. He was a member of the ALS (Lou Gehrig's disease) Association Los Angeles chapter when he was coaching at UCLA, assisting in its fundraising efforts. On two occasions, he represented the ALS Association in Washington, D.C., meeting with United States senators and congressmen.



Bernardi File

■ **Year at San Diego State:**
Second Year

■ **Hometown:**
Los Angeles, Calif.

■ **Family:**
Wife, Leigh, three children, Marina, Briana and Joe

■ **Alma Mater:**
Cal State Northridge, 1976

■ **Collegiate Coaching Experience:**
2019-20 San Diego State
Offensive Analyst

2013-18 Colorado
Offensive Line (2013-15)
Tight Ends/H-Backs (2016-18)

2010-12 San José State
Offensive Line

2005-09 UNLV
Offensive Line/Tight Ends/
Recruiting Coordinator

2004 Northern Arizona
Offensive Line/
Recruiting Coordinator

1994-2003 UCLA
Offensive Line/Tight Ends/
Recruiting Coordinator

1987-92 USC
Offensive Tackles/Tight Ends/
Special Teams Coordinator

1980-86 Arizona
Offensive Tackles/Tight Ends (1980-84)
Wide Receivers (1985)
Offensive Tackles/Tight Ends (1986)

Notable Players Coached

→ Ken Margerum, WR (Stanford, Chicago Bears)

Two-time Consensus All-American, Three-time All-Pac-10 Honoree, 1981 Third-Round NFL Draft Pick, Super Bowl XX Champion

→ Dave Cadigan, OT (USC)

1987 Consensus All-American, 1987 First-Team All-Pac-10 Selection, 1988 First-Round NFL Draft Pick (Eighth Overall)

→ Mark Tucker, G (USC)

1989 First-Team All-American, Two-Time First-Team All-Pac-10 Selection, 1991 Seventh-Round NFL Draft Pick

→ Scott Galbraith, TE (USC)

Two-Time First-Team All-Pac-10 Selection, 1988 Third-Team All-American, 1990 Seventh-Round NFL Draft Pick, Super Bowl XXVIII Champion with the Dallas Cowboys

→ Pat Harlow, OT (USC)

1990 First-Team All-Pac-10 Selection, 1990 Morris Trophy Winner, 1991 First-Round NFL Draft Pick (11th Overall)

→ Tony Boselli, OT (USC)

Three-time First-Team All-Pro Selection, Five-Time NFL Pro Bowl Pick, NFL 1990s All-Decade Team, 1998 NFL Alumni Offensive Lineman of the Year, Three-Time First-Team All-American, Three-time First-Team All-Pac-10 Honoree, 1994 Morris Trophy Winner

→ Jonathan Ogden, OT (UCLA)

2013 Pro Football Hall of Fame Inductee, Nine-time All-Pro Selection (4x First-Team, 5x Second-Team), 11-time NFL Pro Bowl Choice, Super Bowl XXXV Champion, 2012 College Football Hall of Fame Enshrinee, 1995 Outland Trophy Winner, 1995 Jim Parker Award Recipient, 1995 Morris Trophy Honoree, 1995 Unanimous All-American, Two-time First-Team All-Pac-10 Selection, 1996 NCAA Shot Put Champion

→ Mike Flanagan, C (UCLA)

Two-time First-Team All-Pac-10 Honoree, 1995 Third-Team All-American, 1996 Third-Round NFL Draft Pick, 2003 NFL Pro Bowl Selection for Green Bay Packers

→ Kris Farris, OT (UCLA)

1998 Consensus All-American, 1998 Outland Trophy, 1999 Third-Round NFL Draft Pick

BOWL GAMES AS A COACH (14)

→ Colorado

2016 Alamo Bowl

→ San José State

2012 Military Bowl

→ UCLA

2003 Silicon Valley Classic, 2002 Las Vegas Bowl, 2000 Sun Bowl, 1999 Rose Bowl, 1998 Cotton Bowl, 1995 Aloha Bowl

→ USC

1992 Freedom Bowl, 1990 Sun Bowl, 1989 Rose Bowl, 1988 Rose Bowl

→ Arizona

1986 Aloha Bowl, 1985 Sun Bowl

COACHES ▶ GARY BERNARDI

AZTEC FOOTBALL MEDIA GUIDE

Kevin Wolthausen - Defensive Analyst

10 STRAIGHT BOWL GAME APPEARANCES ▶ 21 CONFERENCE CHAMPIONSHIPS



Wolthausen File

■ **Year at San Diego State:**
First Year

■ **Hometown:**
Santa Barbara, Calif.

■ **Family:**
Wife, Michel, Son, Noah, Daughter, Quinn

■ **Alma Mater:**
Humboldt State, 1981

■ **Collegiate Playing Experience:**
Humboldt State, 1978-79

■ **Coaching Experience:**
2020San Diego State
Defensive Analyst

2017-19Purdue
Defensive Line (2018-19)
Special Teams Coordinator (2019)
Quality Control (2017)

2014-16Connecticut
Recruiting Coordinator
Special Teams Coordinator/LBs (2016)
Defensive Line (2014-15)

2013Florida International
Special Teams Coordinator

2012Purdue
Defensive Line

2009-11Las Vegas Locomotives (UFL)
Defensive Line

2007Atlanta Falcons (NFL)
Defensive Line

2003-06Louisville
Co-Defensive Coordinator/DL (2006)
Defensive Line (2004-05)
Linebackers (2003)

2002Eastern Michigan
Outside Linebackers

2002Arizona Rattlers (AFL)
Fullbacks/Linebackers

1995-2000Arizona State
Defensive Line

1993-94Oklahoma
Defensive Line

1987-92USC
Defensive Line

1983-86Arizona
Defensive Line (1986)
Outside Linebackers (1985)
Graduate Assistant (1983-84)

1981-82Humboldt State
Defensive Assistant

1980Cal State Northridge
Student Assistant

→ At San Diego State

■ Kevin Wolthausen begins his first year at San Diego State, where he will work as a defensive analyst on head coach Brady Hoke's staff.

→ Previous Experience

■ Wolthausen brings a wealth of experience to The Mesa, coaching over 35 seasons at the Division I level, highlighted by 19 bowl game appearances.

■ Prior to his arrival in "America's Finest City", Wolthausen spent three years at Purdue, serving the last two seasons as defensive line coach and special teams coordinator. He began his second stint with the Boilermakers as a quality control coach in 2017.

Notable Players Coached

→ George Karlaftis, DE (Purdue)

2019 First-Team Freshman All-American (AP), 2019 Second-Team All-Big Ten Selection (Media)

→ Rondale Moore, KR/WR (Purdue)

2018 Consensus All-American, 2018 First-Team Freshman All-American (AP), 2018 Big Ten Freshman of the Year, 2018 Big Ten Wide Receiver of the Year, 2018 2018 Paul Hornung Award Winner

→ Kawann Short, DT (Purdue) Carolina Panthers

2015 Second-Team All-Pro Selection, Two-Time NFL Pro Bowl Pick, 2013 PFWAA All-Rookie Team, 2012 Second-Team All-American (AP), Two-time First-Team All-Big Ten Selection

→ Elvis Dumervil, DL (Louisville)

12-year NFL Veteran, Two-time First-Team All-Pro Selection, Five-time NFL Pro Bowl Pick, 2009 NFL Sacks Leader, 2005 Consensus All-American, 2005 Big East Defensive Player of the Year, 2005 Ted Hendricks Award Winner, 2005 Bronko Nagurski Award Recipient

→ Terrell Suggs, DE (Arizona State)

17-year NFL Veteran, Two-time Super Bowl Champion, 2011 First-Team All-Pro Selection, 2008 Second-Team All-Pro Honoree, Seven-time NFL Pro Bowl Selection, 2011 NFL Defensive Player of the Year, 2003 NFL Defensive Rookie of the Year, Three-time First-Team All-Pac-10 Selection, 2000 Pac-10 Freshman of the Year

→ Derrick Rodgers, DE (Arizona State)

Eight-year NFL Veteran, 1997 Third-Round NFL Draft Pick, 1996 First-Team All-American (AP, FWAA), 1996 First-Team All-Pac-10 Honoree.

→ Cedric Jones, DE (Oklahoma)

Five-year NFL Veteran, 1996 NFL First-Round Draft Pick, Super Bowl XXXV Participant, 1995 Consensus All-American, Two-Time First-Team All-Big Eight Selection (1994-95)

→ Tim Ryan, DT (USC)

1990 Third-Round NFL Draft Pick, 1989 Consensus First-Team All-American, 1988 First-Team All-American (FWAA), 1988 Honorable Mention All-American (UPI), Two-Time First-Team All-Pac-10 Selection (1988-89), 1989 Pop Warner Award Winner

→ Byron Evans, LB (Arizona)

Eight-year NFL Veteran, 1987 Fourth-Round NFL Draft Pick, 1986 Pac-10 Defensive Player of the Year, Two-time First-Team All-Pac-10 Selection (1985-86)

BOWL GAMES AS A COACH (19)

→ Connecticut

2015 St. Petersburg Bowl

→ Purdue

2012 Heart of Dallas Bowl

→ Louisville

2006 Orange Bowl, 2005 Gator Bowl, 2004 Liberty Bowl, 2003 GMAC Bowl

→ Arizona State

2000 Aloha Bowl, 1999 Aloha Bowl, 1997 Sun Bowl, 1996 Rose Bowl

→ Oklahoma

1994 Copper Bowl, 1993 John Hancock Bowl

→ USC

1992 Freedom Bowl, 1990 John Hancock Bowl, 1989 Rose Bowl, 1988 Rose Bowl, 1987 Rose Bowl

→ Arizona

1986 Aloha Bowl, 1985 Sun Bowl

■ Wolthausen coached three All-Big Ten performers during the 2019 campaign, including defensive end George Karlaftis, who garnered first-team Freshman All-America accolades from the Associated Press to go with second-team all-conference honors, while defensive tackle Derrick Barnes and placekicker J.D. Dellinger received honorable mention from the league.

■ Wolthausen, who previously was the defensive line coach at Purdue in 2012, returned to the Boilermakers after spending three years at Connecticut from 2014-16. He served as the Huskies' special teams coordinator and linebackers coach in 2016 following two years as defensive line coach and recruiting coordinator. With Wolthausen on staff, UConn played in the 2015 St. Petersburg Bowl.

■ Before moving to the Nutmeg State, Wolthausen worked for one season as special teams coordinator at Florida International.

■ In his first stint at Purdue in 2012, Wolthausen helped guide the Boilermakers to an appearance in the Heart of Dallas Bowl. Individually, defensive tackle Kawann Short thrived under his tutelage amassing 15.5 tackles for loss, including seven sacks, en route to earning second-team All-America honors. Short was selected by the Carolina Panthers in the second round of the 2013 NFL Draft.

■ Wolthausen first joined the Purdue staff after coaching the defensive line with the Las Vegas Locomotives of the United Football League. The Locomotives won UFL championships in 2009 and 2010 and lost in the title game in 2011.

■ Prior to spending the 2007 season with the NFL's Atlanta Falcons, Wolthausen coached four years at Louisville from 2003-06. Starting with the Cardinals as the linebacker coach, he moved to defensive line and became co-defensive coordinator in 2006.

■ During Wolthausen's tenure at Louisville, the Cardinals played in four bowl games and won a pair of conference championships in 2004 (C-USA) and 2006 (Big East).

■ Under Wolthausen's guidance, defensive end Elvis Dumervil earned consensus All-America honors in 2005, collecting Big East Defensive Player of the Year plaudits that season while taking home both the Bronko Nagurski and Ted Hendricks Awards.

■ Before relocating to the Bluegrass State, Wolthausen coached the Arena Football League with the Arizona Rattlers in 2002, working with the fullbacks and linebackers.

■ Wolthausen launched his coaching career in 1980 as student assistant at Cal State Northridge before returning to his alma mater, Humboldt State, as a part-time defensive assistant for two seasons from 1981-82.

■ Wolthausen was hired as a graduate assistant at Arizona for the 1983 and 1984 seasons before becoming full-time with the Wildcats as outside linebackers coach in 1985 and defensive line coach in 1986.

■ In 1987, Wolthausen followed head coach Larry Smith from Arizona to USC, where he helped guide the Trojans to three Rose Bowl appearances in six seasons (1987-92).

■ After two seasons as defensive line coach at Oklahoma in 1993 and 1994, Wolthausen served in the same capacity at Arizona State from 1995-2000. The 1996 Sun Devils came up just shy of winning at least a share of the school's first national title after falling to Ohio State 20-17 in the final seconds of the 1997 Rose Bowl. ASU finished the year ranked fourth nationally with an 11-1 record.

→ Collegiate Playing Experience

■ Played linebacker at Humboldt State, earning all-conference honors in 1979.

→ Education

■ Earned his bachelor's degree in physical education from Humboldt State in 1981.

→ Personal

■ Wolthausen and his wife, Michel, are parents of two grown children, daughter, Quinn, and son, Noah.



Adam Hall

Assistant Athletic Director - Strength and Conditioning
11th Year at San Diego State
San Diego State '04



→ At San Diego State

- Former Aztec quarterback Adam Hall is in his 10th season in the strength and conditioning program at San Diego State and will begin his eighth overseeing the football program.
- He was promoted to assistant athletic director for strength and conditioning in March 2015 after serving as interim director of strength and conditioning during the 2014 football campaign.
- Worked at SDSU as the assistant strength and conditioning coach from January 2009 until May 2010 during current head coach Rocky Long's first 16 months with the Aztecs. Hall assisted then-strength and conditioning coach Aaron Wellman with all workouts.

→ Previous Experience

- Prior to returning to The Mesa, he spent two years at Texas where he was the Longhorns' offensive graduate assistant in 2010 and the program's recruiting coordinator in 2011.
- Texas compiled an 8-5 mark in 2011, capped by a victory over California at the Holiday Bowl in San Diego.

→ Playing Experience

- Started his collegiate playing career at Texas in 1999, before transferring to San Diego State after his freshman campaign.
- As an Aztec, needed just three seasons to become a 5,000-yard passer, one of only nine players to accomplish that feat at SDSU. Playing through injuries, he still managed to record 423 completions, 5,173 passing yards and 24 touchdowns.
- Produced two of the best individual passing games in school history, throwing for 516 yards against Arizona State on Sept. 14, 2002, and 506 yards at Idaho on Sept. 21, 2002. His 60 attempts against the Sun Devils were a school-record until Adam Dingwell threw 63 times in the 2013 opener vs. Eastern Illinois. In addition, he led the Mountain West in passing efficiency his junior season.
- In the school's career record book, ranks eighth in completions and ninth in attempts and passing yards.
- Nominated for the 2003 Davy O'Brien Award and was an honorable mention all-league selection as a junior. He also served as one the team's captains his final campaign.
- Prepped at Westlake High School in Austin, Texas, where he was a decorated athlete, earning first-team 5A all-state honors by the *Associated Press* and second-team accolades by the Texas Sportswriters Association.

→ Education

- Earned his bachelor's degree from San Diego State in 2004 in public administration.
- CSCCA and USAW certified.

→ Personal

- Hall and his wife, Tracy, have two children, daughter, Kenley, and son, Hayes.

Hall File

■ **Year at San Diego State:**
11th Year

■ **Hometown:**
Austin, Texas

■ **Family:**
Wife, Tracy, and two children, Kenley and Hayes

■ **Alma Mater:**
San Diego State, 2004

■ **Collegiate Playing Experience:**
2000-03
San Diego State

1999
Texas

■ **Coaching Experience:**
2015-19
San Diego State
Assistant A.D. - *Strength and Conditioning*

2012-15
San Diego State
Football Strength & Conditioning Coach


2011
Texas
Recruiting Coordinator

2010
Texas
Graduate Asst. - Offense

2009-10
San Diego State
Assistant Strength & Conditioning Coach

Derrick Baker

Assistant Strength & Conditioning Coach
Fifth Year at San Diego State
San Diego State '14



→ At San Diego State

- San Diego State graduate Derrick Baker is in his fourth season as an assistant strength and conditioning coach with the Aztecs.
- He serves as the strength and conditioning coach for track and field, cross country and men's golf, assisting with football.
- Upon graduating with his bachelor's degree in 2014, Baker served as an intern with the Aztecs' strength and conditioning program from January 2013 until December 2014.
- While working toward his bachelor's degree, he was the head student manager with San Diego State football from 2012-14, conducting daily football operations, assisting with defensive line positions, coordinating practices and games, and issuing and maintaining athletic gear and equipment.

→ Previous Experience

- After serving nearly two years as an intern with San Diego State's strength and conditioning staff, he was an intern from January 2015 to July 2015 with California's strength and conditioning program, assisting with football, men's rowing and men's gymnastics.

→ Education

- Earned his bachelor's degree from San Diego State in 2014 in kinesiology.
- NSCA and USAW certified.

Orin Catrett

Assistant Strength & Conditioning Coach
11th Year at San Diego State
San Diego State '09, '13



→ At San Diego State

- Two-time San Diego State graduate Orin Catrett is in his 11th year at SDSU and is in his fourth season working with the Aztec football team.
- In addition to his duties with SDSU football, he is the head strength and conditioning coach for softball, men's and women's tennis, as well as the club rugby team.
- After earning his bachelor's degree from SDSU, he served as a graduate assistant with the Aztecs' strength and conditioning department from January 2009 to January 2011.
- Upon earning his M.A. in kinesiology, he served as a strength and conditioning assistant at San Diego State, working primarily with men's and women's tennis, rowing, club rugby, baseball and softball.

→ Playing Experience

- Played football at Arkansas State for the 2005 and 2006 seasons.
- Prepped at Live Oak High School in Morgan Hill, Calif., where he earned all-conference honors as a senior.

→ Education

- Earned his bachelor's degree in kinesiology with a concentration in exercise science from San Diego State in 2009 and his master's degree in the same subject from SDSU in 2013.
- CSCS and USAW certified.



Nik Embernate

Recruiting Coordinator
First Year at San Diego State
San Diego State '12



→ **At San Diego State**

■ Former Aztec offensive lineman Nik Embernate has joined the San Diego State football staff as a recruiting coordinator.

→ **Previous Coaching Experience**

■ Prior to his return to The Mesa, Embernate was the offensive line coach at Oberlin (Ohio) College during the 2019 campaign.

■ Under Embernate's guidance, offensive lineman Chandler Laird continued his stellar play for the Yeomen last season, earning All-North Coast Athletic Conference honorable mention for the second year in a row.

■ Before relocating to Ohio, Embernate was in charge of quality control for the offense at the University of San Diego in 2018 and worked as a coaching staff intern for the offensive line.

■ During his stint with the Toreros, Embernate was heavily involved in game preparation, supplying pass-rush move breakdowns and game plan scouting reports to the offensive line.

→ **Collegiate Playing Experience**

■ After sitting out as a redshirt during his freshman season, Embernate won four letters at San Diego State from 2009-12, starting all 46 games he appeared in at right guard.

■ As a senior, Embernate garnered first-team all-Mountain West accolades after helping the Aztecs capture a share of the conference championship in 2012.

■ With Embernate anchoring the offensive line, SDSU rushed for a then school-record 2,869 yards that season, which ranked 20th in the nation.

→ **Professional Playing Experience**

■ Spent various times on the practice roster of the Pittsburgh Steelers from 2013-15 as well as the Toronto Argonauts of the CFL in 2015.

■ Played one season with the LA Kiss in the Arena Football League in 2016.

→ **Education**

■ Received his bachelor's degree in social science from SDSU in 2012.

→ **Personal**

■ Embernate is single and resides in San Diego.

Embernate File

■ **Year at San Diego State:**
First Year

■ **Hometown:**
Yucaipa, Calif.

■ **Alma Mater:**
San Diego State, 2012

■ **Collegiate Playing Experience:**
2009-12
San Diego State

■ **Professional Playing Experience:**
2013-15
Pittsburgh Steelers
Practice Squad

2015
Toronto Argonauts (CFL)
Practice Squad

2016
LA Kiss (AFL)

■ **Coaching Experience:**
2019
Oberlin College
Offensive Line

2018-19
San Diego
Interim Tight Ends
Quality Control - Offense
Offensive Line Intern

Karl Jones

Recruiting Coordinator
First Year at San Diego State
Jacksonville State '09



→ **At San Diego State**

■ Karl Jones begins his first year on head coach Brady Hoke's staff as a recruiting coordinator with the Aztec football program.

→ **Previous Experience**

■ Jones arrives on The Mesa after spending the last two seasons as an assistant coach at Contra Costa College in San Pablo, California, where he filled multiple roles, including passing game coordinator, special teams coordinator, and quarterbacks coach, along with strength and conditioning responsibilities.

■ Prior to his stint at CCC, Jones was an assistant coach for three years (2015-17) at Bishop O'Dowd High School in Oakland, where he tutored the wide receivers and served as the team's passing game coordinator.

■ While at Bishop O'Dowd, Jones was part of a staff that helped the Dragons capture their third CIF North Coast Section Division III title in school history and first state championship during the 2016 campaign.

■ Jones began his coaching career as an assistant at Union (Mo.) High School, where mentored the running backs, wide receivers and return specialists for one season in 2011. Under Jones' tutelage, Union High sported two 1,000-yard rushers, as the Wildcats captured a district title.

■ After his stay in the Show Me State, Jones returned to his prep alma mater, Pace (Fla.) High School, where he spent time an assistant from 2012-14, coaching the linebackers, wide receivers and kick returners.

■ While at Pace High, Jones also served as an assistant on the boys' varsity basketball team as well as the girls track and field squad. One of Jones' track athletes won a district title in the triple jump and recorded a top state finish.

■ In addition to his high school coaching stops, Jones worked at the Elite Football Academy in St. Louis, Missouri, from 2010-14, offering position-specific training for running backs and wide receivers. He also contributed to the Academy's speed training program.

→ **Collegiate Playing Experience**

■ Jones played running back and wide receiver for Troy (2005-06) and Jacksonville State (2007-08).

■ Enjoyed his best season statistically as a junior at JSU in 2007 when he rushed for 345 yards and two touchdowns in 89 attempts while catching 12 passes for an additional 74 yards.

→ **Professional Playing Experience**

■ Had stints with three teams in the Indoor Football League (IFL) - Billings Outlaws (2009), Sioux City Bandits (2010) and Richmond Revolution (2011).

→ **Education**

■ Received his bachelor's degree in business management from Jacksonville State in 2009.

Jones File

■ **Year at San Diego State:**
First Year

■ **Hometown:**
Pace, Fla.

■ **Alma Mater:**
Jacksonville State, 2009

■ **Coaching Experience:**
2018-19
Contra Costa College
Passing Game Coord.
Special Teams Coord.
Quarterbacks
Strength & Conditioning

2015-17
Bishop O'Dowd HS
(Oakland, Calif.)
Passing Game Coord.
Wide Receivers

2012-14
Pace High School
(Pace, Fla.)
Linebackers
Wide Receivers
Kick Returners

2011
Union High School
(Union, Mo.)
Running Backs
Wide Receivers
Kick Returners

■ **Collegiate Playing Experience:**
Troy (2005-06)
Jacksonville State
(2007-08)

■ **Professional Playing Experience (IFL):**
2009 Billings Outlaws
2010 Sioux City Bandits
2011 Richmond Revolution



Anthony Zampese

Recruiting Coordinator
First Year at San Diego State
San Diego '20



→ At San Diego State

- Anthony Zampese brings a strong football pedigree in his first season on the Aztec staff as a recruiting coordinator.
- His father Ken Zampese is the current quarterbacks coach with the NFL's Washington franchise after serving a variety of offensive coaching roles with the Cleveland Browns (2018), Cincinnati Bengals (2003-17), St. Louis Rams (2000-02), Green Bay Packers (1999) and Philadelphia Eagles (1998).
- In addition, his grandfather Ernie Zampese, an SDSU alumnus, was a long-time NFL offensive guru, highlighted by stints with the San Diego Chargers (1976, 1979-86), Los Angeles Rams (1987-93) and Dallas Cowboys (1994-97).

→ Previous Experience

- Prior to his current position, Anthony Zampese spent the last four years as a student assistant at his alma mater, the University of San Diego.
- As a member of the Toreros' staff, Zampese assisted with the running backs, special teams and recruiting while serving a short stint as the program's video coordinator.
- Among his responsibilities with his position coaches, Zampese charted running back grades during practice, assisted with run diagrams and helped with scouting reports on opponents' special teams.
- In addition, Zampese supported USD's recruiting efforts, communicating with prospects in the southeastern United States as well as evaluating videos of potential signees.
- Prior to his move to San Diego, Zampese spent two seasons as a staff assistant with the Cincinnati Bengals.

→ Education

- Zampese received his bachelor's degree in business administration from the University of San Diego in 2020, adding a minor in psychology. While at USD, he served for two years as chapter president of the Sigma Pi fraternity on campus.

Matt Razzano

Assistant for Football Recruiting
Third Year at San Diego State
San Diego State '18



After serving as a student intern with the Aztec program in 2017, Matt Razzano begins his third season as San Diego State's assistant for football recruiting.

In his role, Razzano assists with official visits and gameday activities for potential recruits, coaches travel during recruiting periods, compliance needs, as well as general recruiting contact.

Born in St. Louis, Mo., Razzano prepped at Roseville High School in Roseville, Calif., where he lettered in both football and baseball. On the gridiron, he twice garnered all-Sierra Foothill League accolades as a running back, meriting first-team honors during his senior campaign in 2013.

Razzano's father, David, works for the NFL's Las Vegas Raiders as director of football research after serving as a scout for several teams, including the San Francisco 49ers, St. Louis Rams, Arizona Cardinals and Indianapolis Colts.

Razzano earned his bachelor's degree in finance from San Diego State in May 2018.

Zampese File

■ **Year at San Diego State:**
First Year

■ **Hometown:**
Cincinnati, Ohio

■ **Alma Mater:**
San Diego, 2020


■ **Previous Experience:**
2016-20
San Diego
Student Assistant

2014-16
Cincinnati Bengals
Staff Assistant



Patrick Kugler

Graduate Assistant - Offensive Line
First Year at San Diego State
Michigan '17, '18



Kugler File

■ **Year at San Diego State:**
 First Year

■ **Hometown:**
 Washington, D.C.

■ **Alma Mater:**
 Michigan, 2017, 2018

■ **Collegiate Playing Experience:**
 Michigan, 2013-17

■ **Coaching Experience**
 2020
 San Diego State
Graduate Asst. - Offensive Line

2019
 Howard Univ.
Offensive Line

2018
 Michigan
Graduate Asst. - Offensive Line

→ **At San Diego State**

■ Patrick Kugler joins the Aztec football staff as a graduate assistant this season and will assist with the offensive line.

→ **Previous Coaching Experience**

■ Prior to his arrival in "America's Finest City", Kugler spent one season as the offensive line coach at Howard University in his hometown of Washington, D.C.

■ Over the last four games of the 2019 campaign, Kugler doubled as the team's run-game and pass protection coordinator, with the Bison averaging 222.4 rushing yards and allowing just four sacks in that span.

■ Kugler broke into the collegiate coaching ranks as a graduate assistant for the offensive line at his alma mater Michigan in 2018.

■ Among his numerous responsibilities with the Wolverines staff, Kugler assisted in creating weekly scouting reports for the offensive coaches and ran the defensive scout team.

■ Under Kugler's assistance, Michigan's offensive line allowed just 1.5 sacks per game in 2018 and blocked for one of the most balanced and efficient units in the nation, as the Wolverines averaged 214.3 yards per game on the ground and 212.9 yards per game through the air.

■ As a team, Michigan finished the year with a 10-3 record and a No. 14 national ranking in both the AP and Coaches Polls.

■ Individually, Kugler helped coach five All-Big Ten honorees that season, including left tackle Jon Runyan Jr., a first-team selection who was later picked by the Green Bay Packers in the sixth round of the 2020 NFL Draft.

→ **Playing Experience**

■ Kugler won three varsity letters as an offensive lineman during his collegiate career at Michigan (2013-17), appearing in 23 games with 14 starts.

■ Received All-Big Ten honorable mention as a fifth-year senior in 2017, helping the Wolverines to an Outback Bowl appearance vs. South Carolina.

■ Merited Offensive Lineman of the Game honors in the season opener vs. Florida that year after helping Michigan to a 33-17 victory in the Advocare Clasic.

→ **Education**

■ Holds two degrees from Michigan, earning a bachelor of literature, arts and sciences in general studies (2017) and a master of arts in social work (2018).

Matt Linehan

Graduate Assistant - Quarterbacks
First Year at San Diego State
Idaho '16



Matt Linehan File

■ **Year at San Diego State:**
 First Year

■ **Hometown:**
 Orchard Lake, Mich.

■ **Alma Mater:**
 Idaho, 2016

■ **Professional Playing Experience:**
 2019
 Salt Lake Stallions (AAF)

■ **Collegiate Playing Experience:**
 Idaho, 2014-17

■ **Coaching Experience:**
 2020
 San Diego State
Graduate Asst. - Quarterbacks

→ **At San Diego State**

■ A former star quarterback at Idaho, Matt Linehan will lend his experience to that position in his first year as a graduate assistant on the Aztec coaching staff in 2020.

→ **Collegiate Playing Experience**

■ Linehan was a four-year starter for the Vandals, setting career program records with 899 completions and 1,466 attempts, while his 10,772 passing yards and 62 touchdowns rank second and fifth in school history, respectively.

■ In addition, Linehan occupies the third spot on Idaho's career list with 300 or more passing yards in 12 games, including a personal-best 476 yards vs. New Mexico State as a junior in 2016, which ranks fifth on the school's all-time charts.

■ Linehan led the Vandals to their best season as an FBS member in 2016 with a 9-4 record, earning second-team All-Sun Belt Conference honors after throwing for 3,148 yards on 257-of-415 passing with 19 touchdowns.

■ Linehan capped that memorable season by earning Most Valuable Player honors in the Famous Idaho Bowl after passing for 381 yards (21-31) with four touchdowns and no interceptions in a wild 61-50 victory over Colorado State.

■ In 2015, Linehan compiled one of the best seasons among FBS quarterbacks, leading the Sun Belt Conference in completion percentage (.634), good for 29th nationally. In addition, he ranked second in the Sun Belt in several categories, including completions per game (22.55 - 19th nationally), total passing yards (2,992 - 34th nationally), passing yards per game (272.0 - 24th nationally) and total offense (293.3 yards per game - 21st nationally).

■ As a fifth-year senior in 2017, Linehan had his season cut short by three games due to injury, but still set a school record with 204 consecutive passes without an interception.

→ **Professional Playing Experience**

■ Played for the Salt Lake Stallions of the short-lived Alliance of American Football in 2019.

■ Completed 7 of 13 passes for 56 yards with one touchdown and one interception in two games for the AAF club.

→ **Education**

■ Received his bachelor's degree in broadcasting and digital media with a minor in marketing from Idaho in 2016.

→ **Personal**

■ Is the son of Scott Linehan, a decorated Idaho alum and long-time college and NFL assistant who was head coach of the St. Louis Rams for parts of three seasons from 2006-08 and is now the passing game coordinator at LSU.

■ His younger brother Mike Linehan is also in his first year as a graduate assistant at San Diego State and will be working with the defensive line.



Mike Linehan

Graduate Assistant - Defensive Line
First Year at San Diego State
North Texas '20



Mike Linehan File

■ **Year at San Diego State:**
First Year

■ **Hometown:**
Orchard Lake, Mich.

■ **Alma Mater:**
North Texas, 2020

■ **Collegiate Playing Experience:**
North Texas, 2018-19
Idaho, 2015-17

■ **Coaching Experience:**
2020
San Diego State
Graduate Asst. -
Defensive Line

→ **At San Diego State**

■ Mike Linehan begins his first season as a graduate assistant at San Diego State and will assist with the defensive line.

→ **Collegiate Playing Experience**

■ Linehan played linebacker in the college ranks, signing with Idaho out of high school, where he joined his older brother Matt.

■ After sitting out as a redshirt in 2015, Linehan saw action in 21 games for the Vandals over the next two seasons, recording 17 tackles. In his first appearance at UI in 2016, he made a career-high six tackles, including five solo stops in the team's 20-17 season-opening victory over Montana State.

■ Linehan also saw action in the 2016 Famous Idaho Potato Bowl, as the Vandals defeated Colorado State 60-51 to cap a 9-4 season, marking their best record as an FBS member.

■ Linehan transferred to North Texas for his final two years of eligibility, posting 20 tackles in 22 games combined. He completed his junior season in 2018 by making a tackle in the Mean Green's loss to No. 23 Utah State in the New Mexico Bowl.

■ Linehan played nine games as a senior in 2019, logging his first career sack in a narrow setback at Cal in the third week of the season. He also had multiple tackles in victories over Rice (2) and Incarnate Word (3) later in the year.

→ **Education**

■ Graduated from North Texas in 2020.

→ **Personal**

■ Is the son of Scott Linehan, a long-time college and NFL assistant who was head coach of the St. Louis Rams for parts of three seasons from 2006-08 and is now the passing game coordinator at LSU.

■ His older brother Matt Linehan is also in his first year as a graduate assistant at San Diego State and will be working with the quarterbacks.

Colin Lockett

Graduate Assistant - Defensive Backs
First Year at San Diego State
San Diego State '14



Lockett File

■ **Year at San Diego State:**
First Year

■ **Hometown:**
Diamond Bar, Calif.

■ **Alma Mater:**
San Diego State, 2014

■ **Collegiate Playing Experience:**
2010-13
San Diego State

■ **Coaching Experience:**
2020
San Diego State
Graduate Asst. -
Defensive Backs

→ **At San Diego State**

■ Former Aztec Colin Lockett, a standout on SDSU's wide receiver and kick return units from 2010-13, returns to The Mesa as a graduate assistant and will assist with the defensive backs.

→ **Collegiate Playing Experience**

■ Lockett owns the school record for 92 kickoff returns during his career and is tied for the top spot with three kickoff returns for a touchdown.

■ In addition, Lockett is second on the program's all-time charts with 2,216 kick return yards and ranks sixth with 4,405 all-purpose yardage.

■ Lockett also compiled 130 receptions for 1,999 yards and 16 touchdowns as a wide receiver despite playing just three years on offense.

■ As a junior in 2012, Lockett played a huge role in the Aztecs' 21-19 upset of No. 19 Boise State with 100-yard kickoff return for a touchdown, which tied a school record.

■ After sitting out as a redshirt in 2009, Lockett played mostly defense and special teams in 11 games during his first collegiate season in 2010, posting eight tackles, including seven solo stops.

■ In his first season at wide receiver in 2011, Lockett led the team in receptions (58), receiving yards (970) and receiving touchdowns. His 58 catches represent the fifth-best total among sophomore receivers in program history.

→ **Education**

■ Graduated with a bachelor's degree in communication from San Diego State in 2014.

→ **Personal**

■ Has an older brother Bret, who played football at UCLA and professionally with the New England Patriots.



Ruben Pena

Director of Football Operations
Third Year at San Diego State
Hawai'i '15; San Francisco '18



Ruben Pena enters his third season at San Diego State and first as the director for football operations. In his current position, Pena oversees the day-to-day operations of the football program including scheduling, budgeting, and team travel.

In addition, Pena works closely with members of the campus community, including faculty, housing & dining, and academic advising. His other duties include game day management, community outreach, the coordination and planning of team events related to the football program, the annual team awards banquet, and special projects.

Pena also serves as the football team's NFL liaison, managing and coordinating Pro day, and assisting the potential NFL Aztecs with transitioning from college to the NFL.


Previously, Pena served as a graduate assistant for football game management and operations at the University of Southern California, where he directed a team of 12 interns on game days.

A native of San Diego, Pena received his bachelor's degree in business management from the University of Hawai'i at Manoa in 2015, before completing his master's degree in sport management from the University of San Francisco in the spring of 2018.

Pena and his wife, Kelsey, live in La Mesa with their English bulldog, Koa.

Craig Smith

Football Operations Specialist
First Year at San Diego State
Siena Heights Univ. '16



Craig Smith begins his first year at San Diego State as the team's football operations specialist.

In his role, Smith assists with the day-to-day operations of the Aztec football program, including scheduling, facilities, scholarships and academics. In addition, he helps manage the squad's student managers while lending support to team travel.

A native of Saline, Michigan, Smith also coordinates the program's social media efforts and develops strategies to improve the student-athlete experience.

Prior to his arrival on The Mesa, Smith spent three seasons as director of football operations at Indiana State from 2017-19, overseeing team travel while managing all associated budgetary categories. He was also heavily involved with fundraising initiatives for stadium and office renovations and worked as a liaison between the Sycamore football program and the academic services, compliance, sports medicine, equipment and strength and conditioning offices.

Before moving to the Hoosier State, Smith served a one-year stint as football operations assistant at Florida Tech, offering key contributions in the areas of budgeting, fundraising and team travel. Additionally, he managed the program's social media accounts and graphic design efforts.

Smith received his bachelor's degree in sport management from Siena Heights University in 2016. As an undergraduate on the Adrian, Michigan campus, he worked for three years as a student football coach, assisting with the inside linebacker position to go with game plan development and practice schedule implementation.

Taylor Long

Football Office Coordinator
First Year at San Diego State
Arizona '17, San Francisco '19



Taylor Long begins her first year as office coordinator for San Diego State football program.

In her present role, Long provides executive-level administrative and professional support for head coach Brady Hoke and his staff. She is also responsible for overseeing daily internal operations and serves as the team liaison for student-athletes, human resources, development, marketing and NFL personnel.

In addition, Long oversees the football student intern program and manages community engagements for Coach Hoke and his players.

Prior to joining the Aztec staff, Long spent two years at the University of California, Berkeley, where she served as event operations and fan assistance coordinator at Memorial Stadium. In addition to her endless administrative duties, Long created and executed a new fan assistance program for Golden Bear football games, managing all recruitment, hiring and training of employees.

During her time in the Bay Area, Long also had stints in facility operations with the Oakland Raiders and Golden State Warriors as a guest services representative.

Long received her bachelor's degree in communication and sport management from the University of Arizona in 2017 before earning a master's in sport management from the University of San Francisco in 2019.

As an undergraduate at Arizona, Long was the lead equipment manager for the Wildcat football program, training and overseeing a staff of 18 student managers. Additionally, she assisted the quarterback and tight end position coaches with the preparation and execution of practice drills.



Brian Murphy

Video Coordinator
18th Year at San Diego State



Brian Murphy joined the San Diego State athletic department staff in August 2003 as the video coordinator.


In his position, Murphy films and edits Aztec football games and practices and coordinates film exchange with other schools. He is also in charge of all video packages used by the football coaches in their scouting and game preparation.

Additionally, Murphy's responsibilities include overseeing the day-to-day operations of the video room and assisting with the video needs of other SDSU sports.

In April 2017, he was named the Collegiate Sports Video Association Conference Video Coordinator of the Year for the sixth time in his career (also 2003, 2009, 2010, 2012 and 2016). The honor, voted on by his peers, made Murphy a finalist for the Bob Matey National Video Coordinator of the Year award.

From 1997-2000, Murphy was an assistant video director with the San Diego Chargers. He filmed and edited games and practices and assisted the NFL with the Super Bowl held in San Diego in 1998. He also provided the NFL with video support for the 1999 Holiday Bowl.

Murphy graduated from Mira Mesa High School in 1995, and attended both SDSU and Miramar College. He currently lives in Poway with his wife, Shawna, and their daughters, Cali and Finley.



Gregg Nassen

Assistant Video Coordinator

Angie Garza

Director of Athletic Equipment Services
13th Year at San Diego State
San Diego State '04



Angie Garza returned to The Mesa in the spring of 2012 as the director of athletic equipment services.

In her position, she oversees the purchasing, budgeting, fitting, maintenance and distribution of equipment for the entire Aztec athletic program, including the football team.

Previously, she worked at the University of San Diego as the manager of athletic equipment services for three years. At USD, her responsibilities included purchasing, budgeting, maintaining, fitting, laundering, organizing and distributing equipment for all 17 Torero varsity sports.

Garza's first full-time stint at SDSU was from 2004-09, when she was the assistant manager of equipment services. In that position, she helped supervise a staff of three full-time assistants and 12 student managers in the daily operations for 18 varsity sports.

Equipment Attendant
Samantha Sneddon

The Los Angeles native has a bachelor of science degree from San Diego State in child development with an emphasis in family development. As an undergraduate, she worked as a student equipment manager for the football team from 2001-04.

Garza is a certified member of the Athletic Equipment Managers' Association and resides in San Diego with her husband, Ricky.

Sonny Sanfilippo

Assistant Director of Athletic Equipment Services
10th Year at San Diego State
San Diego State '10



Sonny Sanfilippo is in his 10th year as assistant director of equipment services with the San Diego State athletic department.

In his role, Sanfilippo's primary responsibilities include managing, ordering and distributing equipment for the Aztec football, men's basketball, men's soccer, men's golf and women's rowing teams.

Prior to his full-time appointment, Sanfilippo spent three years in the SDSU equipment room as a student equipment manager. He also served as head student manager with the Aztec football program for two seasons.

Sanfilippo received his bachelor's degree in journalism from San Diego State in 2012, and has been a member of the Athletic Equipment Managers Association since 2013.

Sanfilippo and his wife, Lauren, reside in La Mesa with their daughter, Mila.

Scott Horvath

Assistant Athletic Director, Information Technology
20th Year at San Diego State
Ohio State '98



Scott Horvath enters his 20th season at San Diego State and his 14th in Aztec athletics.

Horvath, who was promoted to assistant athletic director in April 2018, serves as the department's information technology coordinator and is in his 17th year working with the football coaches' communications on game days.

The Newark, Ohio, native was previously an IT consultant for business services and internet commerce across campus at SDSU. He earned his bachelor's degree in 1998 from Ohio State in management information systems before serving a two-year stint as IT manager for the city of Columbus, Ohio.

Horvath and his wife, Polly Kanavel, who volunteers in the SDSU athletic department, reside in La Mesa with their pets



Bobby Smitheran

Senior Associate Athletic Director for Academic Services
13th Year at San Diego State
New Mexico '97, '99



Bobby Smitheran arrived at San Diego State in 2008 and has served the department as the senior associate athletic director for student-athlete academic support services (SAASS) since 2014.

In his role, Smitheran is responsible for managing the comprehensive academic support program that serves over 500 Aztec student-athletes, which includes academic advising, academic mentoring, tutoring, access to a learning specialist and grade-checks with campus professors. He also oversees the SDSU athletics special admission program in consultation with the University's vice-president for enrollment management.

In addition, Smitheran supervises the department's strength and conditioning program, drug testing program, and is the executive staff's liaison to the football and softball teams.

In his position, Smitheran has developed two summer orientation and retention programs, "Healthy Start" and "Wellness Wednesdays", for first-time freshman and transfers. He also conceptualized and implemented a four-year leadership and life skills program, "Aztecs Going Pro", to foster student-athletes' academic, personal, and professional development.

Prior to his promotion to the Aztec athletics senior leadership team, Smitheran was the department's director of compliance, coordinating the eligibility clearance process and certification of student-athletes for tryouts, practice, competition and summer workouts.

Smitheran also worked a two-year stint in 2011 and 2012 as the director of operations for the SDSU football team, overseeing all administrative aspects of the program relating to travel, practice, academic support, compliance, budget, facilities, training camp and summer camps. With Smitheran on the gridiron staff, the Aztecs appeared in two straight bowl games (New Orleans and Poinsettia) and captured the Mountain West Conference championship in 2012.

Smitheran first arrived at SDSU in 2008 as the department's Student-Athlete Services Coordinator, serving as a liaison to the University's admissions and housing offices, as well as the NCAA Eligibility Center. In that position, he also provided academic evaluations for potential admissibility and eligibility for freshmen, transfer, and international prospective student-athletes.

A native of Riverside, Calif., Smitheran played four years of collegiate baseball at the University of New Mexico, earning academic all-conference honors with the Lobos as a senior in 1996. After receiving his undergraduate degree in communications, he remained in Albuquerque, completing his master's degree in physical education at UNM in 1999 with a specialization in sports administration.

Smitheran began his career in intercollegiate athletics as compliance coordinator at the University of North of Texas in 1999-2000 before spending the next seven years at UC Irvine, including the final three as assistant athletic director of compliance and student support.

With the Anteaters, Smitheran supervised the department's compliance program and had significant responsibilities with the admissions process while providing academic counseling assistance to student-athletes. He also served as a liaison to various offices at UCI, including admissions, housing, administrative services and financial aid and scholarships.

Smitheran and his wife Karen reside in San Diego and have two children, Tyler and Cooper.

Dr. SaBrina "Bre" White

Assistant Director of Academic Services
21st Year at San Diego State
Utah State '94, '97; San Diego State '07, '11



Dr. Bre White is in her 24th year as a student-athlete support services professional and enters her 21st year at SDSU, where she is the assistant director of academic services. She works directly with the Aztec football team (offense), as well as the men's golf, women's basketball, cross country, and track and field squads. White also is in charge of the department's community service program and works with the Student-Athlete Advisory Committee (SAAC).

Prior to coming to San Diego State, White was an academic coordinator at Utah State for six years (1994-2000). She started off her career as an interim academic coordinator at her alma mater in 1994 right after graduation, and then was hired as a full-time academic coordinator in 1995. With the Aggies, she served as an advisor for the football, men's basketball, women's soccer, women's volleyball, men's golf, softball, gymnastics, and men's and women's tennis and track and field teams.

White earned her first degree from Utah State in liberal arts and science, and later went on to earn a second bachelor's degree in business. She received her master's degree in educational leadership, with an emphasis in student services, from San Diego State in 2007, and was tabbed the college of education's outstanding graduate student. White finished her Doctorate of Education (Ed.D) in 2011, completing her dissertation on "Transfer Shock and the Student-Athlete."

Born in Wethersfield, England, White enjoys boxing, crocheting and scrapbooking, and has completed three half-marathons. She also is a member of the National Association of Academic Advisors for Athletics. She is a lifetime member of the SDSU alumni association and is now an "Aztec for Life."

Hailey Devlin

Academic Advisor
First Year at San Diego State
Arizona '18, Jacksonville '19



San Diego native Hailey Devlin is in her first year at San Diego State as academic advisor for the Aztecs football team's defensive and special teams players. She is also the academic advisor for the SDSU volleyball team and women's golf squad.

Prior to joining the Aztec athletic department, Devlin worked as an assistant academic counselor at the University of Maryland from August 2019 to March 2020, where she advised the Terrapin softball, gymnastics, women's soccer, and men's and women's track and field programs.

Devlin graduated with a bachelor's degree in communication and sport management from the University of Arizona in

2018 before receiving her master's in sport management from Jacksonville University in 2019.

Devlin was a highly successful student-athlete in college, posting a 77-30 career record in four seasons with the Arizona beach volleyball team from 2015-18 before playing one year for the Jacksonville indoor volleyball squad in the fall of 2018.

During her sophomore campaign as an undergraduate in the spring of 2016, Devlin compiled a 20-5 mark at the No. 5 position, helping the Wildcats to their first-ever NCAA Tournament berth. She also excelled in the classroom, earning second-team All-Pac-12 academic honors that season.


While completing her master's, Devlin returned to Arizona in January 2019 and served one semester as a graduate intern for the C.A.T.S. Academic and Life Skills team.

A graduate of Scripps Ranch High School in San Diego, Devlin is a member of the National Association of Academic and Student-Athlete Development Professionals (N4A).



Patrick Spieldenner

Associate Athletic Director - Sports Medicine / Head Athletic Trainer
Seventh Year at San Diego State
San Diego State '04; New Mexico '06



Patrick Spieldenner enters his seventh year as a head athletic trainer and his fourth as the associate athletic director for sports medicine at San Diego State.

Spieldenner arrived at SDSU after spending two years as the head athletic trainer for the Indiana University football team. With the Hoosiers, Spieldenner was the medical coordinator on all aspects for the football team, working directly and closely with the head coach, coaching staff, strength and conditioning staff and nutritionists.

Prior to his appointment at IU, Spieldenner spent six years as an assistant athletic trainer at Nebraska. With the Cornhuskers, Spieldenner assisted with all aspects of the athletic medicine efforts for the football team, including year-round preventive care, immediate care for injured athletes at practice and games and the reconditioning of injured athletes.

Before accepting the position at Nebraska, Spieldenner served as the head men's soccer athletic trainer and assistant football athletic trainer at New Mexico. He earned his master's degree in physical education at UNM with an emphasis in sports administration in December 2006.

Spieldenner received his bachelor's degree in kinesiology with an emphasis in athletic training from SDSU in 2004, where he spent more than three years as a student athletic trainer.

Spieldenner also had season-long appointments with the NBA D-League's Albuquerque Thunderbirds and the NFL Europe's Rhein Fire, as well as season and summer internships with the NFL's San Diego Chargers.

Spieldenner has two sons, Maddox and Lex.



Jacob Callahan

Associate Football Athletic Trainer



Josh Nutsch

Assistant Athletic Trainer

Dr. Christopher Behr

Team Physician/Head Orthopedic Surgeon
22nd Year at San Diego State



Dr. Christopher T. Behr currently serves as head team orthopedic surgeon and has been with San Diego State Athletics since 1999. He is a graduate of Cornell and Cornell University Medical College.

Dr. Behr completed his orthopedic residency and sports medicine fellowship at the renowned Hospital for Special Surgery in New York City, where he worked closely with the New York Giants.

Dr. Behr is board certified in orthopedic surgery and is a partner in the San Diego Orthopedic Associates Medical Group.

Dr. Allen Richburg

Director of Athletic Medicine
23rd Year at San Diego State



Dr. Allen Richburg enters his 23rd year as a member of the SDSU athletic medicine staff.

An All-America wrestler at Fresno State, Richburg is a graduate of the Loma Linda University School of Medicine. He trained in family practice at the UCLA Santa Monica Family Practice Residency and completed his training in the San Diego Sports Medicine Fellowship Program.

He is a family physician at the San Diego Sports Medicine and Family Health Center, the head physician at Patrick Henry High and Grossmont College, and a U.S. Olympic team physician at the USOC Arco Training Center in Chula Vista, Calif.

Dr. Scott Evans

Team Physician
13th Year at San Diego State



Dr. Scott Evans is in his 13th year as a member of the SDSU Athletics sports medicine staff.

Evans earned his undergraduate degree from Brigham Young University, where he was the valedictorian of the College of Health and Human Performance, and obtained his medical degree from George Washington University.

Evans served his family medicine residency at the University of Utah and completed his fellowship in sports medicine at UCLA. While at UCLA, he worked as a team physician in the Bruins' athletic department.

Evans is a physician at San Diego Sports Medicine and also works as the team physician at Francis Parker High School.

Other Team Physicians

Dr. Doug Dengerink
Dr. Alexandra Myers
Dr. Stephan Rohrer
Dr. Elizabeth Williams

All-Time Coaches



10 STRAIGHT BOWL GAME APPEARANCES ▶ 21 CONFERENCE CHAMPIONSHIPS

Below is a list of San Diego State's football coaches (excludes current staff) along with their alma mater and the years served on the SDSU staff. Following the list are brief bios on a couple of notable former assistants.

Name	Alma Mater 'Year	Seasons at SDSU
Ulma Afoa	San Diego State '81	1982-93, 1997-2001
Ron Aiken	North Carolina A&T '77	1998
Zach Arnett	New Mexico '09	2011-13 (GA), 2014-19
Chris Ash	Drake '96	2007-08
Dave Atkins	UTEP '72	1981-85
Dino Babers	Hawaii '84	1994
Ralph Baker	Northwestern '28	1934
Al Baldock	Southern California '53	1969-71
Damon Baldwin	San Diego State '90	1996, 1997 (GA), 1993-2004
Dave Barnes	San Diego State '28	1927
Tom Bass	San José State '60	1961 (GA), 1962-63
Carl Benton	UCLA '48	1948-50, 1952-57
Dana Bible	Cincinnati '76	1986-88
Brian Billick	Brigham Young '77	1981-85
Fred Bleil	Westmar '71	1998-2005
George Booker	Western Washington '93	2000-01
Al Borges	Chico State '81	2009-10
Bob Breitbard	San Diego State '41	1945 (HC)
Harry Broadbent	Oklahoma '36	1949-55
Andy Buh	Nevada '96	2002-05
Leo Calland	Southern California '23	1935-41 (HC)
Charlie Camp	Arizona '96	2000-01
Ron Caragher	UCLA '90	2019
Joe Bob Clements	Kansas State '99	2006-07
Ken Conatser	Cincinnati '67	1984-85
Don Coryell	Washington '50	1961-72 (HC)
Tom Craft	San Diego State '77	1994-96, 2002-05 (HC)
Steve Devine	Heidelberg '72	1988-89
Ken Delgado	San José State '84	1994-2001
Wayne Dickens	Rutgers '73	1995-2001
Al Douglas	Oklahoma '20	1926
Rod Dowhower	San Diego State '65	1966-72
T.A. "Bull" Durham	Washington State '16	1922-23
Bob Elliott	Iowa '76	2006-08
Ron English	California '91	1996-97
Jim Erkenbeck	San Diego State '52	1961
John Eubank	Washington '33	1942 (HC)
Steve Fairchild	Colorado State '81	1986, 1991
Frank Falks	Parsons '67	1980
John Featherstone	San Diego State '70	1980-81
Dan Ferrigno	San Francisco State '77	2009-10
Dan Finn	Northern Arizona '02	2011
Jeff Fitzgerald	Cal State Northridge '83	1994-97
John Fox	San Diego State '77	1978 (GA)
Darrell Funk	Colorado State '88	2009-10
Tom Freeman	San Diego State '68	1981-83
Walter Gaskins	Montana '73	2002-04
Neil Gates	Ohio State '38	1949
Joe Gibbs	San Diego State '64	1964-65 (GA), 1966
Danny Gonzales	New Mexico '98	2011-17
Claude Gilbert	San José State '59	1967-72; 1973-80 (HC), 1995-99
Paul Governali	Columbia '43	1956-60 (HC)
Jay Gutowski	San Diego State '57	1963-64
Sid Hall	Pacific '59	1964-79
Al Hammerschmidt	Cal Poly Pomona '63	1973-80
Lynell Hamilton	San Diego State '08	2011-13
Jim Hanifan	California '59	1972
Bobby Hauck	Montana '88	2015-17
Jeff Hecklinski	Western Illinois '97	2009-10
W.B. Herreid	Washington State	1930-34 (HC)
Jonathan Himebauch	Southern California '98	2006-08
Jon Hoke	Ball State '79	1987-88
Larry Holton	Iowa State '70	2006-08
Jim House	Wyoming '70	2002-05
Bret Ingalls	Idaho '84	1988-93
William Inge	Iowa '96	2006-07
Matt Irvin	UNLV '92	2002-04
Curtis Johnson	Idaho '85	1988-93
Harry Johnston	Nebraska '43	1965
Thom Kaumeyer	Regents '93	2002-06
Otto Kofler	Washington State '49	1973-80
Barry Lamb	Oregon '78	1988-93
Ernie Lawson	San Diego State '10	2016-18
Dave Lay	San Diego State '64	1978-80, 1989-91, 1997-2001
Chuck Long	Iowa '85	2006-08 (HC)
Rocky Long	New Mexico '71	2009-10, 2011-19 (HC)
Andy Ludwig	Portland State '88	2011-12
Al Luginbill	Cal Poly Pomona '67	1989-93 (HC)
John Madden	Cal Poly SLO '59	1964-66
Ken Madison	San Diego State '66	1966-67 (GA), 1973
Ollie Matson	San Francisco '52	1974-75
Max McCartney	Whittier '59	1963
Tim McConnell	Wisconsin '77	1986-87

Name	Alma Mater 'Year	Seasons at SDSU
LeCharis McDaniel	Cal Poly '81	1994-96, 2002, 2005-14
Kevin McGarry	San Diego '79	2011-13, 2018-19
Dennis McKnight	Drake '81	2005
Burnie Miller	Wofford '52	1981-85
Del Miller	Northern Iowa '76	2006-08
Ron Mims	Washington State '72	1986-93
John Morello	Pacific '68	1981-85
Blane Morgan	Air Force '99	2015-19
Wayne Moses	Washington '77	1986-88
Toby Neinas	Missouri '95	2006-08
Mike Nelson	Dayton '69	1987-88, 2008
Sean Payton	Eastern Illinois '87	1992-93
C.E. Peterson	Oregon State	1921-29 (HC)
Ray Peterson	San Diego State '96	2002 (GA), 2003-05
Kennedy Pola	Southern California '87	1994-96, 1999
Cole Proctor	Morehead State '67	1981-85
Donnie Rea	San Diego State '71	1973-80
Monty Reedy	San Diego State '76	1976-79 (GA), 1980
Richard Sanchez	New Mexico State '93	2000-01 (GA), 2018-19
Ed Schmidt	Wyoming '73	1985-93
Dave Schramm	San Diego State '87	1992-2001
Mel Schroeder	Occidental '32	1946
William Schutte	Idaho '33	1947-55 (HC), 1956-65
Doug Scovil	Pacific '52	1981-85 (HC)
Steve Shafer	Utah State '63	1975-82, 1994
Brian Sipe	San Diego State '72	2009-14
Charles Smith	San Diego State '31	1934-41, 1946-61
Doug Smith	Pacific '52	1981-85
Mark Smith	Purdue '79	2009-10
Mike Smith	East Tennessee State '80	1983-85
Choc Sportsman	North Texas State '27	1947
Brian Stark	Colorado '97	2002-05, 2008
Denny Stolz	Alma College '55	1986-88 (HC)
Bill Terry	Western Kentucky '32	1946 (HC), 1947-48
Chase Thurston	Anderson '08	2009-10 (GA)
Bob Toledo	San Francisco State '68	2013-14
Ted Tollner	Cal Poly SLO '62	1973-80, 1994-2001 (HC)
Frank Vitale	Cornell '52	1956-60
Dick Wells	Occidental '53	1961-63
Ed White	California '68	1994-97, 2005
Tony White	UCLA '02	2009-17
Del Wight	Wyoming '62	1993
Brad Wilson	Ball State '06	2009 (GA)
Ernie Zampese	Cal Poly SLO '62	1967-75
Gary Zauner	Wisconsin-La Crosse '72	1981-85

HC - head coach, GA - graduate assistant Does not include current coaching staff

BRIAN BILLICK

Years at SDSU: 1981-85

Following a four-year assistant coaching stint at SDSU (1981-85) and successful tenures at Utah State (1986-88) and Stanford (1989-91), Brian Billick moved on to the pro ranks. He became an assistant coach with Minnesota Vikings in 1992 and was promoted to offensive coordinator three games into the 1993 season, a position he held for the duration of his seven-year stay. Billick directed a Vikings' attack that set a variety of NFL and team records during an NFL-best 15-1 1998 season.

Billick became the Baltimore Ravens head coach in 1999 and quickly changed the course of a team which went 16-31-1 in its previous three years, producing an 8-8 mark in his first season. The Ravens followed that up with a 12-4 regular season mark in 2000 and a sweep through the playoffs to the Super Bowl XXXV championship. Billick finished his tenure with the Ravens in 2007 with a 80-64 record in nine seasons.

JOE GIBBS

Years at SDSU: 1964-66

Joe Gibbs, one of the most successful coaches in the history of the NFL, got his coaching start at his alma mater, San Diego State, in 1964. He joined the Aztecs' staff as a graduate assistant and coached the offensive line during a period when the team won 27 of 31 games, including an 11-0 mark in 1966.

Following assistant coaching jobs at Florida State, Southern California, Arkansas and three NFL teams, Gibbs was named the head coach of the Washington Redskins, where he created a dynasty. He led the Redskins to four Super Bowls - winning three titles - and accumulated a 124-60 record during regular-season play and an amazing 16-5 post-season record (.789 win percentage) in 12 seasons.

In 1993, he left Washington and the NFL at the pinnacle of his career and established Joe Gibbs Racing, assembling a NASCAR team that would go on to find success similar to what he achieved in the NFL.

Gibbs came back to coach the Redskins from 2004-08, 11 seasons after originally retiring to spend more time with his family and his racing team.

His final head coaching record stands at 154-94, including a 17-7 mark in the playoffs, and a career .621 winning percentage. Gibbs was inducted into the NFL Hall of Fame in 1996.

JOHN MADDEN

Years at SDSU: 1964-66

John Madden came to The Mesa as a defensive coordinator in 1964 after coaching Hancock Junior College (Calif.) beginning in 1960. In 1967, he was hired by the Oakland Raiders. Two years later, Madden, at 33 years old, became the youngest head coach in the old American Football League.

Madden, who was inducted into the Pro Football Hall of Fame, led the Raiders to a 10-year overall record of 103-32-7 - the best winning percentage in NFL history. During his tenure, the Raiders won seven division titles, including a Super Bowl XI victory in 1976. He retired after the 1979 season to become a television analyst.

Madden's move to the broadcast booth has been even more historic, as demonstrated by his 16 Emmy nominations. He began work as an NFL analyst for NBC in 2006 until announcing his retirement in 2009.

ALL-TIME COACHES ◀ COACHES

AZTEC FOOTBALL MEDIA GUIDE



Senior Tariq Thompson has started all 39 games since arriving as a true freshman in 2017. The three-time all-Mountain West selection has 178 career tackles, 11 interceptions, five forced fumbles and five fumble recoveries.

Inside:

Player Profiles	36
Newcomers/Signing Class	95



38 → Andrew Aleki



- ◆ Linebacker
- ◆ Senior - 3 Letters, 6-3, 230
- ◆ Honolulu, Hawaii
- ◆ Kamehameha High

One of four Aztecs from the state of Hawaii, joining Seyddrick Lakalaka, Darrell Masaniai and Alama Uluave.

Pronounced *ah-LECK-ee* ... Athletic linebacker, who has impressed the coaching staff playing since arriving on campus in 2017 ... Has a nose for the ball ... Enters his final season atop the depth chart at "Will" linebacker ... Also excels on special teams.

JUNIOR SEASON (2019)

Played in all 13 games, starting eight times ... Had 35 tackles (14 solo), including 4.5 tackles for loss, a sack, a fumble recovery, a pass breakup and five quarterback hurries ... Played 16 snaps in the opener with Weber State without recording a stat ... Earned the start for the second time in his career at UCLA, making one solo tackle in 33 snaps ... Had arguably the best game of his career in his third career start at New Mexico State,

making five tackles (three solo), with a career-high two tackles for loss of seven yards and his first career sack of five yards ... Recorded four tackles (one solo), including a 2-yard tackle for loss, and a pass breakup in a start and 61 snaps vs. Utah State ... Did not record a stat in 16 snaps off the bench at Colorado State ... Contributed two assisted tackles in 11 snaps off the bench vs. Wyoming ... Came up with three tackles (two solo) and two quarterback hurries in 34 snaps in a reserve role at San José State ... Earned the start at UNLV, making a season-high and career-high-tying six tackles with three quarterback hurries in 58 snaps ... Had two tackles (0.5 tackles for loss) in 28 snaps off the bench against Nevada ... Recorded five tackles (two solo) and in a start vs.



Aleki's Career Game-By-Game

FRESHMAN (TRUE) SEASON - 2017 GAME-BY-GAME

Date	Opponent	GP	GS	UA	A	TT	TFL	Sk.	Int.	PBU	FF	FR
S.2	UC Davis	1	0	0	0	0	0.0	0.0	0	0	0	0
S.9	at Arizona State	--- Did Not Play - Illness ---										
S.16	No. 19/19 Stanford	1	0	2	0	2	0.0	0.0	0	0	0	0
S.23	at Air Force*	1	0	0	2	2	0.0	0.0	0	0	0	0
S.30	Northern Illinois*	1	0	1	0	1	0.0	0.0	0	0	0	1
O.7	at UNLV*	1	0	2	0	2	0.0	0.0	0	0	0	0
O.14	Boise State*	1	0	0	1	1	0.0	0.0	0	0	0	0
O.21	Fresno State*	1	0	0	0	0	0.0	0.0	0	0	0	0
O.28	at Hawai'i*	1	0	2	0	2	0.0	0.0	0	0	0	0
N.4	at San José State*	1	0	1	1	2	0.0	0.0	0	0	0	0
N.18	Nevada*	1	0	1	0	1	0.0	0.0	0	0	0	0
N.24	New Mexico*	1	0	0	2	2	0.0	0.0	0	0	0	0
D.23	vs. Army West Point*	1	0	0	1	1	0.0	0.0	0	0	0	0
2017 SEASON TOTALS		12	0	9	7	16	0.0	0.0	0	0	0	1

SOPHOMORE SEASON - 2018 GAME-BY-GAME

Date	Opponent	GP	GS	UA	A	TT	TFL	Sk.	Int.	PBU	FF	FR
A.31	at No. 13/13 Stanford	1	0	1	2	3	0.0	0.0	0	1	0	0
S.8	Sacramento State	1	0	0	1	1	0.0	0.0	0	0	0	0
S.15	No. 23/25 Arizona State	1	0	0	0	0	0.0	0.0	0	0	0	0
S.22	Eastern Michigan	--- Did Not Play ---										
O.6	at rv/No. 24 Boise State*	1	0	3	0	3	0.0	0.0	0	0	0	0
O.12	Air Force*	1	0	0	0	0	0.0	0.0	0	0	0	0
O.20	San José State*	1	0	0	1	1	0.0	0.0	0	0	0	0
O.27	at Nevada*	1	0	0	0	0	0.0	0.0	0	0	0	0
N.3	at New Mexico*	1	0	1	0	1	0.0	0.0	0	0	0	0
N.10	UNLV*	1	0	0	0	0	0.0	0.0	0	0	0	0
N.17	at Fresno State*	1	0	0	6	6	0.0	0.0	0	0	0	0
N.24	Hawai'i*	1	0	1	0	1	0.0	0.0	0	0	0	0
D.19	vs. Ohio#	1	1	2	4	6	0.0	0.0	0	0	0	0
2018 SEASON TOTALS		12	1	8	14	22	0.0	0.0	0	1	0	0

JUNIOR SEASON - 2019 GAME-BY-GAME

Date	Opponent	GP	GS	UA	A	TT	TFL	Sk.	Int.	PBU	FF	FR
A.31	Weber State	1	0	0	0	0	0.0	0.0	0	0	0	0
S.7	at UCLA	1	1	1	0	1	0.0	0.0	0	0	0	0
S.14	at New Mexico State	1	1	3	2	5	2.0	1.0	0	0	0	0
S.21	Utah State*	1	1	1	3	4	1.0	0.0	0	1	0	0
O.5	at Colorado State*	1	0	0	0	0	0.0	0.0	0	0	0	0
O.12	Wyoming*	1	0	0	2	2	0.0	0.0	0	0	0	0
O.19	at San José State*	1	0	2	1	3	0.0	0.0	0	0	0	0
O.26	at UNLV*	1	1	2	4	6	0.0	0.0	0	0	0	0
N.9	Nevada*	1	0	1	1	2	0.5	0.0	0	0	0	0
N.15	Fresno State*	1	1	2	3	5	1.0	0.0	0	0	0	0
N.23	at Hawai'i*	1	1	0	1	1	0.0	0.0	0	0	0	0
N.30	Brigham Young	1	1	2	4	6	0.0	0.0	0	0	0	0
D.21	vs. Central Michigan~	1	1	0	0	0	0.0	0.0	0	0	0	0
2019 SEASON TOTALS		13	8	14	21	35	4.5	1.0	0	1	0	0

*Bold indicates season high. * - Mountain West game. + - 2017 Lockheed Martin Armed Forces Bowl (Amon Carter Stadium; Fort Worth, Texas). # - 2018 DXL Frisco Bowl (Toyota Stadium; Frisco, Texas). ~ - 2019 New Mexico Bowl (Dreamstyle Stadium; Albuquerque, N.M.).*

Fresno State, including a 7-yard tackle for loss, in 46 snaps ... Earned the start at Hawai'i, making one assisted tackle in 43 snaps ... Tied a career high with six tackles in a start against Brigham Young, playing 54 of the 84 snaps ... Started and played 47 snaps against Central Michigan in the New Mexico Bowl without finding the stat sheet.

SOPHOMORE SEASON (2018)

Played in 12 of the team's 13 games, starting once ... Missed only the Eastern Michigan game ... Had 22 tackles on the season to go along with a pass breakup ... Had three stops in the opener at No. 13/13 Stanford off the bench, logging 15 snaps on defense ... Also had a pass breakup, which deflected to Noble Hall for an interception ... Made an as-

Aztec Players



10 STRAIGHT BOWL GAME APPEARANCES ▶ 21 CONFERENCE CHAMPIONSHIPS

sisted tackle on defense off the bench against Sacramento State ... Did not record a stat in playing time against No. 23/25 Arizona State, logging 14 snaps on defense ... Did not play vs. Eastern Michigan ... Set a career best with three solo tackles in 19 snaps against rv/No. 24 Boise State ... Played two statless snaps against Air Force ... Had one assisted tackle in time off the bench against San José State ... Did not find the stat sheet in three snaps at Nevada ... Recorded a solo tackle on special teams at New Mexico without seeing any time on defense ... Played nine snaps without finding the stat sheet against UNLV ... Had arguably

his best game of the season at Fresno State, making a career-high six tackles (previous best was three) in just 18 snaps off the bench ... Made a solo tackle in 11 snaps against Hawai'i ... Played a career-high 49 snaps in his first career start against Ohio in the DXL Frisco Bowl, tying a career high with six tackles.

FRESHMAN (TRUE) SEASON (2017)

Logged snaps in 12 games as a true freshman, missing only the Arizona State game with an illness ... Had 16 tackles (nine solo), a fumble recovery and a quarterback hurry ... Tied for the team lead with three tackles

on the punt return unit ... Played late against UC Davis in the opener, but failed to find the stat sheet ... Did not travel to Arizona State because of an illness ... Had his first two career tackles off the bench vs. No. 19/19 Stanford ... Added two assisted tackles in extensive playing time at Air Force ... Had a solo stop, recovered his first career fumble and had his first quarterback hurry vs. Northern Illinois ... Came up with two solos at UNLV ... Registered an assisted stop vs. Boise State ... Did not record a stat in playing time against Fresno State ... Had two solo stops in a reserve role at Hawai'i ... Had another two tackles (one solo) at San José State ... Came up with a solo tackle against Nevada ... Made two assisted tackles against New Mexico ... Made an assisted stop in playing time vs. Army West Point in the Armed Forces Bowl.

HIGH SCHOOL

Played his prep ball at Kamehameha High School in Honolulu ... A consensus three-star

recruit by Rivals, ESPN, 247sports and Scout ... 247sports ranked him as the sixth-best recruit in the state of Hawaii and gave him a grade of 83 ... Was rated as the second-best outside linebacker in Hawaii and 19th in the west by Scout.

PERSONAL

Andrew Ka'eo Aleki was born May 24, 1999, in Las Vegas, Nev. ... Son of Aviata and Jaylene Aleki ... Picked the Aztecs over other offers from Utah, Washington State, Oregon State, Air Force, UNLV and Hawai'i ... Is majoring in interdisciplinary studies.

SINGLE-GAME BESTS

Career Highs: Tackles: 6, four times; Tackles For Loss: 2.0 at New Mexico State (9/14/19); Sacks: 1.0 at New Mexico State (9/14/19); Pass Breakups: 1 vs. Utah State (9/21/19), at No. 13/13 Stanford (8/31/18); Fumble Recoveries: 1 vs. Northern Illinois (9/30/17)

Aleki's Career Statistics

Season	GP	GS	UA	A	TT	TFL	Sk	Int.	PBU	FF	FR
2017	12	0	9	7	16	0.0	0.0	0	0	0	1
2018	12	1	8	14	22	0.0	0.0	0	1	0	0
2019	13	8	14	21	35	4.5	1.0	0	1	0	0
Career	37	9	31	42	73	4.5	1.0	0	1	0	1

40 → Andrew Alves



- ◆ Fullback
- ◆ Sophomore - 1 Letter, 6-2, 230
- ◆ San Diego, Calif.
- ◆ St. Augustine High

Prepped at nearby St. Augustine High School with fellow Aztec Tariq Thompson.

FRESHMAN SEASON (2019)

Played in the final nine games on special teams without recording a stat ... Did not play the first four games of the season ... Made his collegiate debut on special teams at Colorado State on Oct. 5 ... Then played in each of the next eight games, including the New Mexico Bowl vs. Central Michigan.

REDSHIRT SEASON (2018)

Redshirted the season, where he was named SDSU's special teams scout player of the year.

HIGH SCHOOL

Local product out of St. Augustine High School in San Diego, the same high school as fellow Aztecs JR Justice and Tariq Thompson while playing under current SDSU safeties coach Richard Sanchez ... Earned four letters with the Saints, helping them to a 35-15 (.700) record from 2014-17 ... According to MaxPreps, totaled 265 tack-

les (179 solo), including 28 tackles for loss, 24.5 sacks, nine pass deflections, two forced fumbles and five fumble recoveries ... Finished his senior season in 2017 with 100 tackles (69 solo), 12 tackles for loss, 3.5 sacks and two fumble recoveries ... Also had two career touchdown catches as a fullback ... A three-year all-league selection and two-time all-CIF pick ... A scholar-athlete ... Was a two-year captain for the Saints and a team MVP ... A two-star recruit by both Rivals and 247sports.

PERSONAL

Andrew Emmanuel Alves was born Dec. 27, 1999, in San Diego ... Son of Mike and Meg Alves ... Picked the Aztecs over official offers from Army West Point, Navy and Air Force, according to Rivals ... Is majoring in business administration with an emphasis in management.


Alves' Career Statistics

Season	GP	GS
2019	9	0
Career	9	0

- ◆ 2019 MW Fall All-Academic Team
- ◆ 2018 SDSU Special Teams Scout Player of the Year

Pronounced Alvz ... Relentless worker who came to SDSU as a linebacker, but moved to fullback during the 2019 fall camp ... Also sees time on special teams.

2 → Matt Araiza



- ◆ Kicker/Punter
- ◆ Sophomore - 1 Letter, 6-2, 205
- ◆ San Diego, Calif.
- ◆ Rancho Bernardo High

Had a school-record 22 field goals as a redshirt freshman in 2019, while tying for fifth in field goal percentage (.846).

- ◆ 2019 Hon. Mention All-Mountain West
- ◆ 2019 MW Scholar-Athlete
- ◆ 2019 MW Fall All-Academic Team
- ◆ MW Special Teams Player of the Week - Sept. 9, 2019 for game at UCLA

At A Glance

- ▶ Led the Aztecs with 94 points (No. 2 was 30) in 2019, more points than the next three players combined (78).
- ▶ Led the Mountain West last year in PAT percentage (1.000, tied), touchback percentage (78.46), field goals (22), field goals per game (1.69), field goal attempts (26) and touchbacks (51).
- ▶ Was one of only five kickers in FBS play last year to make at least one field goal in every game (min. 12 games).

Pronounced Ah-RIZE-ah ... Played right away last year after taking over for two-time Lou Groza Award semifinalist John Baron II

... A left-footed kicker with a cannon of a leg ... Continues to improve on his accuracy ... In addition to field goals, PATs and kickoff duties, is expected to punt this year ... For his career, ranks second in field goal percentage (.846) (min. 25 att.) ... Has made a field goal in 13 straight games, which is the second-longest active streak entering the 2020 season.

SOPHOMORE SEASON (2020)

Has been named to the Lou Groza Award Watch List for the nation's top kicker ... Also a preseason all-Mountain West first-team selection by Phil Steele Magazine and a second-team pick by Athlon Sports ... Labeled as "SDSU's third-best offensive player" by College Football News.



Matt Araiza - Inside The Numbers

MOST FIELD GOALS AT SDSU / SEASON

Rk.	Name	Year	Field Goals
1.	▶ Matt Araiza	2019	22
2.	John Baron	2016	21
3.	Donny Hageman	2014	20
4.	J.C. Mejia	2003	18
	Andy Trakas	1990	18

HIGHEST FIELD GOAL PERCENTAGE AT SDSU / CAREER (MIN. 25 ATT.)

Rk.	Name	Years	FGM-FGA	FG%
1.	Chris O'Brien	1984-85	28-for-32	.875
2.	▶ Matt Araiza	2019	22-for-26	.846
3.	John Baron	2016-17-18	50-for-60	.833
5.	Donny Hageman	2014-15	37-for-47	.787
5.	Marco Morales	1982-83	22-for-30	.733

KICKERS WHO MADE AT LEAST ONE FIELD GOAL IN EVERY GAME IN 2019 / FBS

Name	Team	FG-FGA	GAMES PLAYED
▶ Matt Araiza	San Diego State	22-for-26	13
Jonathan Song	TCU	23-for-24	12
Christopher Dunn	North Carolina State	21-for-24	12
Dalton Witherspoon	Houston	20-for-24	12
Jake Verity	Eastern Carolina	24-for-29	12
Jet Toner	Stanford	12-for-16	7

CONSECUTIVE GAMES WITH AT LEAST ONE FIELD GOAL / ACTIVE FBS (ENTERING 2020)

Rk.	Name	Team	Consecutive Games
1.	Christopher Dunn	North Carolina State	14
2.	▶ Matt Araiza	San Diego State	13
3.	Blake Lynch	Kansas State	12
	Dalton Witherspoon	Houston	12

MOST FIELD GOALS AMONG FRESHMEN IN 2019 / FBS

Rk.	Name	Team	Field Goals
1.	▶ Matt Araiza	San Diego State	22
2.	Cade York	LSU	21
	Brandon Talton	Nevada	21
4.	Matt Mercurio	San José State	20
	Trey Wolff	Texas Tech	20

HIGHEST FIELD GOAL PERCENTAGE AMONG FRESHMEN IN 2019 / FBS

Rk.	Name	Team	FGM-FGA	FG%
1.	Gabe Brkic	Oklahoma	17-for-17	1.000
2.	Trey Wolff	Texas Tech	20-for-22	.909
3.	▶ Matt Araiza	San Diego State	22-for-26	.846
4.	John Mayers	Baylor	16-for-19	.842
5.	Brandon Talton	Nevada	21-for-25	.840

FRESHMAN SEASON (2019)
 Was named an all-Mountain West honorable-mention selection as voted on by the league's coaches and media ... Also was a second-team all-MW pick by Phil Steele Magazine ... Handled all kicking duties except punting in the 13 games ... Was 22-for-26 (.846) on the season in field goal attempts with a long of 48 yards, while making all 28 of his PATs ... Set a school single-season record with 22 field goals, surpassing John Baron II's 21 in 2016, and tied for fifth in field goal percentage (84.62) ... Led the Aztecs with 94 points (No. 2 was 30) and had more points than the next three

players combined (78) ... Also kicked off 65 times for 4,057 yards with 51 touchbacks for a 62.4 kickoff average ... Tied for the FBS lead with a perfect PAT percentage, and led the Mountain West in touchback percentage (78.46, 6th in FBS), field goals (22, T-11th in FBS), field goals per game (1.69, T-12th in FBS), field goal attempts (26, T-15th in FBS) and touchbacks (51, T-16th in FBS), while ranking third in field goal percentage (84.62, 24th) and kickoff average (62.77, 34th in FBS), tied for fourth in kicking points (94, T-47th in FBS), fifth in kickoff yards (4,080, 57th in FBS) and points per game (7.23), sixth in total points (94, T-72nd in FBS) and

Araiza's Career Game-By-Game

FRESHMAN SEASON - 2019 GAME-BY-GAME / KICKING

Date	Opponent	GP	GS	PATs		FGs			Blkd.
				Md.	Att.	Md.	Att.	Long	
A.31	Weber State	1	*	0	0	2	2	34	0
S.7	at UCLA	1	*	2	2	3	4	43	0
S.14	at New Mexico State	1	*	4	4	1	1	40	0
S.21	Utah State*	1	*	2	2	1	1	22	0
O.5	at Colorado State*	1	*	3	3	1	1	22	0
O.12	Wyoming*	1	*	2	2	2	3	47	0
O.19	at San José State*	1	*	3	3	2	2	41	0
O.26	at UNLV*	1	*	2	2	2	2	34	0
N.9	Nevada*	1	*	1	1	2	2	44	0
N.15	Fresno State*	1	*	2	2	1	2	22	1
N.23	Hawai'i*	1	*	0	0	1	2	27	0
N.30	Brigham Young	1	*	1	1	2	2	44	0
D.21	vs. Central Michigan~	1	*	6	6	2	2	48	0
2019 SEASON TOTALS		13	13	28	28	22	26	48	1

FRESHMAN SEASON - 2019 GAME-BY-GAME / KICKOFFS

Date	Opponent	GP	GS	No.	Yds.	Avg.	TB	OB
A.31	Weber State	1	*	3	195	65.0	1	0
S.7	at UCLA	1	*	6	367	61.2	5	0
S.14	at New Mexico State	1	*	6	390	65.0	6	0
S.21	Utah State*	1	*	4	244	61.0	1	0
O.5	at Colorado State*	1	*	5	323	64.6	4	0
O.12	Wyoming*	1	*	6	390	65.0	6	0
O.19	at San José State*	1	*	6	347	57.8	4	0
O.26	at UNLV*	1	*	5	325	65.0	5	0
N.9	Nevada*	1	*	4	246	61.5	3	0
N.15	Fresno State*	1	*	4	260	65.0	2	0
N.23	at Hawai'i*	1	*	3	174	58.0	2	0
N.30	Brigham Young	1	*	4	234	58.5	3	0
D.21	vs. Central Michigan~	1	*	9	585	65.0	9	0
2019 SEASON TOTALS		13	13	65	4,057	62.4	51	0

*Bold indicates season high. * - Mountain West game. ~ - 2019 New Mexico Bowl (Dream-style Stadium; Albuquerque, N.M.). GS - in this category indicates the player was on the field the first time San Diego State was in the field goal or kickoff formation.*

seventh in kickoffs (65, T-60th in FBS) ... Among freshmen kickers in the country, he was first in field goals (22), and third in field goal percentage (84.62) and eighth in points by kickers (94) ... Was one of only five kickers in FBS play to make at least one field goal in every game (min. 12 games) ... Accounted for all of San Diego State's points in a 6-0 win over Weber State in the opener, knocking in a pair of field goals (34 and 29 yards) in his first collegiate action ... Also kicked off three times for 195 yards and a perfect average of 65.0 yards per boot ... Was named the Mountain West Special Teams Player of the Week for the first time of his career on Sept. 9 for his play at UCLA when he went 3-for-4 on field goal attempts and 2-for-2 on PATs, while posting five touchbacks in six kickoffs ... Made a then career-long 43-yarder in the first quarter, while his three field goals and 11 points were also a then career best ... His other makes came from 31 and 25, while his lone miss was from 47 yards ... Made multiple field goals for a second straight game ... Made a 40-yard field goal and nailed all four PAT tries at New

Mexico State ... Also kicked off six times for 390 yards and a perfect 65.0 average, posting a then career-high six touchbacks ... Made his only field goal attempt from 22 yards and was perfect on two PAT tries vs. Utah State ... Kicked off four times for 244 yards (61.0 avg.) with one touchback ... Made a 22-yard field goal and converted all three PATs at Colorado State ... Also kicked off five times for 323 yards (64.6 avg.) with four touchbacks ... Was 2-for-3 in field goal attempts and 2-for-2 in PATs against Wyoming ... Had a career long of 47 yards in the first quarter ... Also kicked off six times for 390 yards (65.0 avg.), tying a career best with average (65.0) and touchbacks (6) ... Was 2-for-2 on field goal attempts with a long of 41 yards at San José State, while going 3-for-3 in PATs ... Also kicked off six times for 347 yards (57.8 avg.) with four going for touchbacks ... Was 2-for-2 in field goal attempts and 2-for-2 in PATs at UNLV ... Also kicked off five times for five touchbacks and 325 yards for a perfect 65.0 kick-off average ... Was 2-for-2 in field goal attempts and 1-for-1 in PATs vs. Nevada ...

Aztec Players



10 STRAIGHT BOWL GAME APPEARANCES ▶ 21 CONFERENCE CHAMPIONSHIPS


Had his fourth straight game with multiple field goals ... Also kicked off four times for 246 yards (61.5 avg.) with three touchbacks ... Made a 22-yard field goal against Fresno State, but later had a 42-yard attempt blocked ... Made both of his PATs ... Also kicked off four times for 260 yards (65.0 avg.) with two touchbacks ... Was 1-for-2 on field goal attempts at Hawai'i, making a 27-yarder, but missing a 48-yarder in the waning moments ... Also kicked off three times for 174 yards (58.0 avg.) with two touchbacks ... Was 2-for-2 in field goal attempts with a long of 44 yards and made his PAT against Brigham Young, accounting for seven of the team's 13 points ... Was 2-for-2 in field goal attempts, including a career-long 48-yard make, and 6-for-6 in PATs against Central Michigan in the New Mexico Bowl, setting a career high with 12 points ... The two field goals gave him 22 for the season, passing John Baron II's (21 in 2016) for the most in SDSU single-season history ... Also finished 22-for-26 (.846) in field goal attempts, tied for the fifth-best mark in SDSU single-season history ... Had multiple field goals for the eighth time on the season and finished with at least one field goal in all 13 games ... Also kicked off a career-high nine times for a career-best nine touchbacks, recording a perfect 65.0 kickoff average for the sixth time of the season.

REDSHIRT SEASON (2018)

Was on the travel squad for the season, but ultimately used his redshirt learning behind two-time all-MW kicker John Baron II.

HIGH SCHOOL

Kicked and punted for three years at local Rancho Bernardo High School in San Diego, Calif. ... According to MaxPreps, connected on 37 of his 48 field goal attempts for his career with a long of 53 yards ... Also averaged 41.7 yards per punt (120 punts for 5,001 yards) with a long of 71 yards ... Out of 221 kickoffs, 179 went for touchbacks ... Had a solid senior campaign in 2017, making 12 of his 16 field goal attempts with a long of 53 yards, while punting 39 times for 1,712 yards (43.9 avg.) and finishing with touchbacks on 49 of his 51 kickoffs ... Also played some time as a defensive back ... His 37 field goals were a San Diego Section record, breaking former Aztec Nate Tandberg's 34, set from 1993-95 at the same Rancho Bernardo HS ... Was a MaxPreps Sophomore First-Team All-American and a first-team California Medium Schools pick ... A three-time all-CIF San Diego Section Kicker of the Year and two-time Palomar League Kicker of the Year ... A two-star recruit by 247sports and the 19th-best kicker by the outlet ... Also competed in soccer and track and field at RBHS ... In track and field, set the freshmen 110



hurdles and 300 hurdles school records.

SINGLE-GAME BESTS

Career Highs: Points: 12 vs. Central Michigan (12/21/19); Field Goals: 3 at UCLA (9/7/19); Long Field Goal: 48 vs. Central Michigan (12/21/19); Kickoffs: 9 vs. Central Michigan (12/21/19); Touchbacks (KO): 9 vs. Central Michigan (12/21/19); Kickoff Avg. (More than 1 att.): 65.0, six times.

PERSONAL


Matthew Ryan Araiza was born May 16, 2000, in San Diego ... Son of Rico and Kerry Araiza ... Also received scholarship offers from Massachusetts and Montana, while being recruited by Stanford, Michigan, UCLA and San Diego ... Is majoring in interdisciplinary studies.

Araiza's Career Statistics

Kicking												
Season	GP	GS	FGM	FGA	Pct.	01-19	20-29	30-39	40-49	50+	Lg.	Blk.
2019	13	13	22	26	.846	0-0	10-10	5-6	7-10	0-0	47	0
Career	13	13	22	26	.846	0-0	10-10	5-6	7-10	0-0	47	0

Kickoffs							
Season	GP	GS	No.	Yds.	Avg.	TB	OB
2019	13	13	65	4,080	62.8	51	0
Career	13	13	65	4,080	62.8	51	0

3 → Carson Baker



- ◆ Quarterback
- ◆ Sophomore - Squad, 6-3, 210
- ◆ San Diego, Calif.
- ◆ Helix High

Was 19-for-24 for 172 yards and a touchdown in his first career start and appearance vs. Brigham Young on Nov. 30, 2019.

Young quarterback with a ton of potential ... Has an accurate arm ... Continues to learn the offense ... Enters 2020 as the projected starter.

SOPHOMORE SEASON (2020)

Has been labeled as the "Key San Diego State player to a successful season" by College Football News,

Baker's Career Game-By-Game

FRESHMAN SEASON - 2019 GAME-BY-GAME (GAMES PLAYED ONLY)

Date	Opponent	GP	GS	Cmp.	Att.	Pct.	Int.	TD	Yds.	Rtg.
N.30	Brigham Young	1	1	19	24	79.2	0	1	172	153.12
D.21	vs. Central Michigan~	1	0	0	0	0.0	0	0	0	0.00
2019 SEASON TOTALS		2	1	19	24	79.2	0	1	172	153.12

*Bold indicates season high. * - Mountain West game. ~ - 2019 New Mexico Bowl (Dreamstyle Stadium; Albuquerque, N.M.).*

FRESHMAN SEASON (2019)

Played in two games, starting the regular-season finale against Brigham Young and kneeling down in victory formation in the New Mexico Bowl ... Was 19-for-24 for 172 yards and a touchdown without throwing an interception ... Had a 79.2 completion percentage and a 153.12 pass efficiency rating ... Also had eight rush attempts for seven

yards (0.9 avg.) with a long of five yards ... If you take away the two times he was sacked for seven yards, he rushed six times for 14 yards (2.3 avg.) ... Did not play in the opener vs. Weber State, or in games at UCLA, at New Mexico State, vs. Utah State, at Colorado State, against Wyoming, at San José State, at UNLV, vs. Nevada, vs. Fresno State or at Hawai'i ... Earned his first career



At A Glance

▶ In a victory over Brigham Young on Nov. 30, 2019, became just the second quarterback in the Aztecs' Division I history (since 1969) to win in his starting debut having never previously thrown a collegiate pass (also Joe Davis vs. Arkansas State on Sept. 12, 1976).

▶ Became the fourth straight San Diego State quarterback to win in his starting debut. Aztec quarterbacks were 1-13 in the previous 14 debuts prior to this stretch.

▶ Had the most completions (19) by an Aztec quarterback in his starting debut since Ryan Lindley's 27 completions against Cal Poly on Aug. 30, 2018 and most completions in a SDSU win in his debut since Tim Gutierrez had 32 in a 48-17 win over Minnesota on Sept. 25, 1993.

start in his first career appearance against Brigham Young, going 19-for-24 for 172 yards and a touchdown without throwing an interception ... The touchdown pass was the first of his career and was the only touchdown of the game ... Became just the second quarterback in the Aztecs' Division I history (since 1969) to win in his starting debut having never previously thrown a collegiate pass (also Joe Davis vs. Arkansas State on Sept. 12, 1976)... Became the first SDSU quarterback to start in a game having never previously thrown a pass since Ryan Lindley started on Aug. 30, 2008 vs. Cal Poly ... Became the fourth straight San Diego


State quarterback to win in his starting debut, joining Maxwell Smith (Aug. 30, 2015 vs. San Diego), Christian Chapman (Dec. 5, 2015 vs. Air Force in the Mountain West Championship game) and Ryan Agnew (Sept. 15, 2018 vs. No. 23/25 Arizona State) ... Aztec quarterbacks were 1-13 in the previous 14 debuts prior to this stretch ... Had the most completions (19) by an Aztec quarterback in his starting debut since Lindley's 27 completions in the Cal Poly game on Aug. 30, 2018 and most completions in a SDSU win in his debut since Tim Gutierrez had 32 in a 48-17 win over Minnesota on Sept. 25, 1993 ... Played six snaps late against Central Michigan in the New Mexico Bowl, but did not record a stat.

REDSHIRT SEASON (2018)

Was on the travel squad in three games, but ended up redshirting behind upperclassmen Ryan Agnew and Christian Chapman.

HIGH SCHOOL

Played three seasons at nearby Helix High School in La Mesa, the same high school as fellow 2018 recruit Rashad Scott and 2019 signee Michael Shawcroft ... Helped the Highlanders to a 34-7 (.829) record over the three years, including a state championship appearance and 13-2 record in 2017 ... Was 368-for-546 (67.3 pct.) for 5,544 yards, throwing for 62 touchdowns against just eight interceptions (according to MaxPreps) ... Also ran 129 times for 590 yards and an additional seven scores ... Had a tremendous senior season in 2017, completing 162 of 235 attempts (68.9 pct.) for 33 touchdowns with just three interceptions, while



rushing for 316 yards and four touchdowns ... Was a two-time all-CIF pick and a two-time league offensive player of the year ... Was a two-time team captain ... Also played basketball at Helix High.

PERSONAL

Carson Daniel Baker was born Feb. 3, 2000, in El Cajon, Calif. ... Son of Greg and Danielle Baker ... Picked the Aztecs over official offers from UC Davis, Columbia, Dartmouth and San Diego, according to Rivals ... Undecided on a major.

SINGLE-GAME BESTS

Career Highs: Completions: 19 vs. Brigham Young (11/30/19); Attempts: 24 vs. Brigham Young (11/30/19); Passing Yards: 172 vs. Brigham Young (11/30/19); Passing Touchdowns: 1 vs. Brigham Young (11/30/19); Long Pass: 33 vs. Brigham Young (11/30/19); Completion Pct. (min. 12 att.): 79.2 (19-for-24) at Colorado State (10/5/19); Efficiency Rating (min. 12 att.): 153.12 vs. Brigham Young (11/30/19); Carries: 8 vs. Brigham Young (11/30/19); Rushing Yards: 7 vs. Brigham Young (11/30/19); Long Rush: 5 vs. Brigham Young (11/30/19).

Baker's Career Statistics

Season	Passing							Rushing				
	GP	GS	Cmp.	Att.	Pct.	Int.	TD	Yds.	Rtg.	Att.	Yds.	TD
2019	2	1	19	24	79.2	0	1	172	153.12	8	7	0
Career	2	1	19	24	79.2	0	1	172	153.12	8	7	0

2 → Keshawn Banks



- ◆ Defensive Line
- ◆ Junior - 2 Letters, 6-4, 275
- ◆ Rio Rancho, N.M.
- ◆ Rio Rancho High

Led the Aztecs with 13.5 tackles for loss last season over his first career 13 starts.

◆ 2019 Second-Team All-Mountain West

Talented, young defensive end who had a solid 2018 fall camp and played immediately as a true freshman ... Then earned all-Moun-

tain West honors as a sophomore in 2019 ... Enters the 2020 season as the projected starter at one of the two defensive positions.

Banks' Career Game-By-Game

FRESHMAN (TRUE) SEASON - 2018 GAME-BY-GAME

Date	Opponent	GP	GS	UA	A	TT	TFL	Sk.	Int.	PBU	FF	FR
A.31	at No. 13/13 Stanford	1	0	0	1	1	0.0	0.0	0	0	0	0
S.8	Sacramento State	1	0	0	0	0	0.0	0.0	0	0	0	0
S.15	No. 23/25 Arizona State	1	0	1	0	1	1.0	0.0	0	0	0	0
S.22	Eastern Michigan	1	0	0	1	1	0.0	0.0	0	0	0	0
O.6	at rv/No. 24 Boise State*	1	0	0	2	2	0.0	0.0	0	0	0	0
O.12	Air Force*	1	0	0	1	1	0.0	0.0	0	0	0	0
O.20	San José State*	1	0	0	0	0	0.0	0.0	0	0	0	0
O.27	at Nevada*	--- Did Not Play - Injured ---										
N.3	at New Mexico*	1	0	0	0	0	0.0	0.0	0	0	0	0
N.10	UNLV*	1	0	0	0	0	0.0	0.0	0	0	0	0
N.17	at Fresno State*	1	0	0	0	0	0.0	0.0	0	0	0	0
N.24	Hawai'i	1	0	0	0	0	0.0	0.0	0	0	0	0
D.19	vs. Ohio#	1	0	0	1	1	0.0	0.0	0	0	0	0
2018 SEASON TOTALS		12	0	1	6	7	1.0	0.0	0	0	0	0

Aztec Players



10 STRAIGHT BOWL GAME APPEARANCES ▶ 21 CONFERENCE CHAMPIONSHIPS

At A Glance

▶ Was one of three Aztec defensive linemen (all three starters) to earn all-Mountain West honors last season, making the second team (also Myles Cheatum and Cameron Thomas on the first team).

▶ Ranked fourth in the Mountain West last year in tackles for loss per game (1.04).

▶ Recorded a pair of sacks at New Mexico State on Sept. 14, 2019, earning Pro Football Focus Mountain West Team of the Week accolades for his effort.

JUNIOR SEASON (2020)

Has been named a preseason first-team all-Mountain West selection by the MW Media, as well as Athlon Sports, Phil Steele Magazine and College Football News ... Also the "16th-rated player in the MW" and "SDSU's fourth-best defensive player" by College Football News ... ESPN called him "One of SDSU's five-best returning players."

SOPHOMORE SEASON (2019)

Was named to the all-Mountain West second team as voted on by the league's coaches and media ... Also garnered second-team all-MW honors from Phil Steele Magazine ... Started each of the team's 13 games on the season ... Had 43 tackles (21 solo) on the season, including a team-high 13.5 tackles for loss for 50 yards and 4.5 sacks for 26 yards, a pass breakup and nine quarterback hurries ... **Ranked fourth in the Mountain West in tackles for loss per game (1.04)** ... Earned the start for the first time of his career in the opener with Weber State, making three tackles (two solo), including 1.5 tackles for loss for five yards ... Followed with a 4-yard tackle for loss at UCLA in 47 snaps ... Had the best game of his young career at New Mexico State, making five tackles (three solo), including two sacks (and TFL) for 12 yards, with his first career pass breakup ... **For his efforts was named to the Pro Football Focus Mountain West Team of the Week** for the first time of his career ... The two sacks and two tackles for loss were both a career best ... Made two assisted tackles in a start vs. Utah State, playing 68 of the 77 snaps in the game ... Tied a career high with five stops in 45 snaps in a start at Colorado State, including 0.5 sacks and 1.5 tackles for loss ... Tied a career high with five tackles (three solo) with a tackle for loss in a start vs. Wyoming, playing all the defensive snaps (54) for the first time of his career

... Started again at San José State, making one tackle that went down as a 1/2 sack with Cameron Thomas and adding a quarterback hurry, while playing 46 snaps in the game ... Had another good start at UNLV, making three tackles, including 1.5 sacks (and 1.5 TFL) for eight yards and a quarterback hurry in 67 snaps ... Made two tackles in 49 snaps in a start vs. Nevada ... Made his 10th straight start vs. Fresno State, recording five tackles (two solo) ... Also had a tackle for loss and three quarterback hurries over the 45 snaps ... Had four tackles (three solo) with two tackles for loss of six yards and a pair of quarterback hurries in a start and 57 snaps at Hawai'i ... Had another good game against Brigham Young, making five tackles (two solo) with 1.5 tackles for loss and a quarterback hurry in 72 snaps ... Had two solo stops in front his hometown in the New Mexico Bowl against Central Michigan across 39 snaps.

FRESHMAN (TRUE) SEASON (2018)

Played 12 of the team's 13 games on the season as a true freshman, missing the Nevada game with an injury ... Had seven tackles with one tackle for loss and a quarterback hurry ... Played in the opener at No. 13/13 Stanford, making an assisted tackle off the bench in 18 snaps ... Also played in a reserve role against Sacramento State (16 snaps), but did not find the stat sheet ... Had a solo stop against No. 23/25 Arizona State (18 snaps), which went down as a 2-yard loss ... It was the first tackle for loss of his career ... Made an assisted tackle in 15 snaps in a reserve role against Eastern Michigan ... Had a career-best two stops in 20 snaps at rv/No. 24 Boise State ... Played even more the following week against Air Force, making one assisted tackle and adding one quarterback hurry in a career-high 30 snaps in a reserve role ... Was unable to find the stat sheet against San José State ... Did not travel to play at Nevada while in concussion protocol ... Came back to play nine statless snaps at New Mexico, 12 statless snaps vs. UNLV, 11 statless snaps at Fresno State and eight statless snaps vs. Hawai'i ... Had an assisted tackle in 23 snaps vs. Ohio in the DXL Frisco Bowl.

SOPHOMORE SEASON - 2019 GAME-BY-GAME

Date	Opponent	GP	GS	UA	A	TT	TFL	Sk.	Int.	PBU	FF	FR
A.31	Weber State	1	1	2	1	3	1.5	0.0	0	0	0	0
S.7	at UCLA	1	1	1	0	1	1.0	0.0	0	0	0	0
S.14	at New Mexico State	1	1	3	2	5	2.0	2.0	0	1	0	0
S.21	Utah State*	1	1	0	2	2	0.0	0.0	0	0	0	0
O.5	at Colorado State*	1	1	1	4	5	1.5	0.5	0	0	0	0
O.12	Wyoming*	1	1	3	2	5	1.0	0.0	0	0	0	0
O.19	at San José State*	1	1	0	1	1	0.5	0.5	0	0	0	0
O.26	at UNLV*	1	1	1	2	3	1.5	1.5	0	0	0	0
N.9	Nevada*	1	1	1	1	2	0.0	0.0	0	0	0	0
N.15	Fresno State*	1	1	2	3	5	1.0	0.0	0	0	0	0
N.23	at Hawai'i*	1	1	3	1	4	2.0	0.0	0	0	0	0
N.30	Brigham Young	1	1	2	3	5	1.5	0.0	0	0	0	0
D.21	vs. Central Michigan~	1	1	2	0	2	0.0	0.0	0	0	0	0
2019 SEASON TOTALS		13	13	21	22	43	13.5	4.5	0	1	0	0

*Bold indicates season high. * - Mountain West game. # - 2018 DXL Frisco Bowl (Toyota Stadium; Frisco, Texas). ~ - 2019 New Mexico Bowl (Dreamstyle Stadium; Albuquerque, N.M.).*



HIGH SCHOOL

Three-year letter winner at Rio Rancho High School in Rio Rancho, N.M., in the Albuquerque area ... Led the Rams to a 13-0 record and state championship in 2016, and a 9-3 mark in 2017 ... Had 133 tackles over this three years according to MaxPreps, including 37 tackles for loss, 18 sacks, eight pass deflections, three forced fumbles, three fumble recoveries and an interception ... Registered 55 tackles, 20 TFL, 10 sacks, four pass deflections, a forced fumble and two recoveries as a senior in 2017 ... Played in the North-South all-star game ... Earned all-state, all-metro and all-district accolades, and was named the metro defensive player of the year ... A three-star recruit by 247sports and a two-star recruit from Rivals ... Rated as the third-best recruit in New

Mexico by 247sports ... Also lettered for three years with the basketball team and twice on the track and field squad.

PERSONAL

Keshawn Duvall Banks was born Dec. 21, 1999, in Albuquerque, N.M. ... Son of Jacinda Baker and Gary Allison (stepdad) ... Picked the Aztecs over Colorado State, Wyoming, UNLV, New Mexico and New Mexico State ... Undecided on a major.

SINGLE-GAME BESTS

Career Highs: **Tackles:** 5, five times; **Tackles For Loss:** 2.0 at Hawai'i (11/23/19), at New Mexico State (9/14/19); **Sacks:** 2.0 at New Mexico State (9/14/19); **Pass Breakups:** 1 at New Mexico State (9/14/19).

Banks' Career Statistics

Season	GP	GS	UA	A	TT	TFL	Sk.	Int.	PBU	FF	FR
2018	12	0	1	6	7	1.0	0.0	0	0	0	0
2019	13	13	21	22	43	13.5	4.5	0	1	0	0
Career	25	13	22	28	50	14.5	4.5	0	1	0	0



27 → Cedarious Barfield



- ◆ Cornerback
- ◆ Sophomore - 1 Letter, 5-11, 190
- ◆ El Paso, Texas
- ◆ El Dorado High

Is the least experienced of the projected starting 11 on defense with nine career games played and no starts.

Speedy DB who will look for playing time this year after working behind All-American Luq Barcoo and all-Mountain West performer Darren Hall last year ... Mainly was on special teams last year, only seeing defensive action late in the bowl game ... Enters the

2020 campaign as the projected starting boundary cornerback.

FRESHMAN SEASON (2019)

Played in nine games on the season, mostly on special teams ... Finished with one pass

breakup ... Made his collegiate debut on special teams at UCLA on Sept. 7 ... Also played on special teams at New Mexico State, vs. Utah State, at Colorado State, vs. Wyoming, at San Jose State, at UNLV, vs. Brigham Young and against Central Michigan in the New Mexico Bowl ... Played snaps late in the bowl game, nearly coming up with an interception, but settling for a pass breakup ... Did not play in the opener vs. Weber State, and in games vs. Nevada, vs. Fresno State and at Hawai'i.

REDSHIRT SEASON (2018)

Redshirted his first season at SDSU.

HIGH SCHOOL

A three-year letter winner at El Dorado High School in El Paso, Texas ... Played on four district championship teams ... Played a bit of everything at El Dorado HS, including quarterback, wide receiver, cornerback, kick returner, punt returner and punter ... Was 369-for-602 (61.3 pct.) over his three seasons at quarterback for 59 touchdowns against just eight interceptions, while rushing for 3,760 yards and 58 touchdowns on 358 attempts (10.5 avg.), according to MaxPreps

... Threw for 2,220 yards and 23 touchdowns in 2017, and rushed for 1,668 yards and 28 touchdowns on 166 carries (10.0 avg.) ... In 2016, threw for 3,069 yards and 33 touchdowns, and rushed for 1,582 yards and 22 scores on 134 attempts (11.8 avg.) ... Was a second-team all-state selection, a two-time 6A MVP and the El Paso Times MVP ... A three-star recruit by both Rivals and 247sports ... Also lettered on the basketball team and track and field team ... Made the all-defensive team in basketball ... Was all-region choir and an all-academic pick in both football and basketball.

PERSONAL

Cedarious E. Barfield was born Feb. 14, 2000 ... Son of Cedric and Ellashia Barfield ... Chose San Diego State over offers from New Mexico, Southern Miss, UTEP, Air Force, Navy, Army West Point, New Mexico State and North Dakota ... Undecided on major.


SINGLE-GAME BESTS

Career Highs: Pass Breakups: 1 vs. Central Michigan (12/21/19).

Barfield's Career Statistics

Season	GP	GS	UA	A	TT	TFL	Sk	Int.	PBU	FF	FR
2019	9	0	0	0	0	0.0	0.0	0	1	0	0
Career	9	0	0	0	0	0.0	0.0	0	1	0	0

21 → Chance Bell



- ◆ Running Back
- ◆ Junior - 2 Letters, 5-10, 180
- ◆ Burbank, Calif.
- ◆ John Burroughs High

Became the 79th different 100-yard rusher in program history with 116 yards at New Mexico State on Sept. 14, 2019.

Speedy, shifty back with a great first step ... Always runs the ball hard ... Enters the 2020 season a top the depth chart at the 'F' running back position.

JUNIOR SEASON (2020)

Has been deemed "SDSU's fifth-best offensive player" by College Football News.

SOPHOMORE SEASON (2019)

Played in 12 of the 13 games off the bench ... Rushed 89 times for 384 yards (4.3 avg.) with two touchdowns and a long run of 22 yards ... Also had 12 catches for 77 yards (6.4 avg.) with a long of 21 yards ... Made the most of his 12 snaps in the opener vs. Weber State, rushing for 18 yards on three carries (6.0 avg.) with a long of 11 yards ... Ran three times for one yard (0.3 avg.) at UCLA ... Had the best game of his career at New Mexico State when he carried 17 times for 116 yards (6.8 avg.) and his first career touchdown ... Became the 79th different 100-yard rusher in program history (after

At A Glance

▶ Ran for 81 yards on 15 carries in his first career game played on Oct. 20, 2018 vs. San José State, the most rushing yards by an Aztec in a collegiate debut since Lynell Hamilton ran for 113 yards on 23 attempts on Aug. 30, 2003 vs. Eastern Washington.

▶ Logged his first career 100-yard rushing game with 116 yards at New Mexico State on Sept. 14, 2019. Coupled with Jordan Byrd's 118 yards, became the 21st different combination of 100-yard rushers in the same game in program history and 30th game overall with multiple Aztec 100-yard rushers.

▶ In his 116-yard rushing game, 115 came over the final three quarters.

Bell's Career Game-By-Game

FRESHMAN SEASON - 2018 GAME-BY-GAME / RUSHING

Date	Opponent	GP	GS	No.	Yds.	Avg.	Lg.	TD	TD Lengths
A.31	at No. 13/13 Stanford	---	---	---	---	---	---	---	---
S.8	Sacramento State	---	---	---	---	---	---	---	---
S.15	No. 23/25 Arizona State	---	---	---	---	---	---	---	---
S.22	Eastern Michigan	---	---	---	---	---	---	---	---
O.6	at rv/No. 24 Boise State*	---	---	---	---	---	---	---	---
O.12	Air Force*	---	---	---	---	---	---	---	---
O.20	San José State*	1	0	15	81	5.40	20	0	
O.27	at Nevada*	1	0	15	78	5.20	16	0	
N.3	at New Mexico*	1	1	7	23	3.29	9	0	
N.10	UNLV*	1	0	3	7	2.33	8	0	
N.17	at Fresno State*	---	---	---	---	---	---	---	---
N.24	Hawai'i*	---	---	---	---	---	---	---	---
D.23	vs. Ohio#	1	0	0	0	0.00	0	0	
2018 SEASON TOTALS		5	1	40	189	4.73	20	0	

SOPHOMORE SEASON - 2019 GAME-BY-GAME / RUSHING

Date	Opponent	GP	GS	No.	Yds.	Avg.	Lg.	TD	TD Lengths
A.31	Weber State	1	0	3	18	6.00	11	0	
S.7	at UCLA	1	0	3	1	0.33	3	0	
S.14	at New Mexico State	1	0	17	116	6.82	22	1	18
S.21	Utah State*	1	0	18	63	3.50	12	0	
O.5	at Colorado State*	1	0	3	13	4.33	8	0	
O.12	Wyoming*	---	---	---	---	---	---	---	---
O.19	at San José State*	1	0	8	45	5.63	11	0	
O.26	at UNLV*	1	0	4	11	2.75	6	0	
N.9	Nevada*	1	0	11	40	3.64	10	1	3
N.15	Fresno State*	1	0	14	52	3.71	20	0	
N.23	at Hawai'i*	1	0	4	8	2.00	6	0	
N.30	Brigham Young*	1	0	3	6	2.00	2	0	
D.21	vs. Central Michigan~	1	0	1	11	11.00	11	0	
2019 SEASON TOTALS		12	0	89	384	4.31	22	2	

Bold indicates season high. * - Mountain West game. # - 2018 DXL Frisco Bowl (Toyota Stadium; Frisco, Texas). ~ - 2019 New Mexico Bowl (Dreamstyle Stadium; Albuquerque, N.M.).



Chance Bell - Inside The Numbers

MOST RUSHING YARDS IN FIRST CAREER DIVISION I GAME BY AN AZTEC IN MOUNTAIN WEST ERA (SINCE 1999)*

Rk.	Name	Date / Opponent	Att.	Yards
1.	Lynell Washington	Aug. 30, 2003 vs. Eastern Washington	23	113
2.	▶ Chance Bell	Oct. 20, 2018 vs. San José State	15	81
3.	Alex Thompson	Sept. 4, 2004 vs. Idaho State	14	74
4.	Ronnie Hillman	Sept. 4, 2010 vs. Nicholls	15	65
5.	Kevin O'Connell	Sept. 4, 2004 vs. Idaho State	7	54

* First career game played, not first career carry

SDSU'S LAST FIVE 100-YARD RUSHERS (FIRST 100-YARD GAME ONLY)

No*	Name	Date	Opponent	Score	Yards
79	▶ Chance Bell	Sept. 14, 2019	at New Mexico State	W, 31-10	116
78	Jordan Byrd	Sept. 14, 2019	at New Mexico State	W, 31-10	118
77	Chase Jasmin	Sept. 15, 2018	No. 23/25 Arizona State	W, 28-21	112
76	Juwan Washington	Oct. 28, 2016	at Utah State	W, 40-13	137
75	Rashaad Penny	Oct. 8, 2016	UNLV	W, 26-7	110
74	Chase Price	Oct. 10, 2014	at New Mexico	W, 24-14	141
73	Donnel Pumphrey	Sept. 28, 2013	at New Mexico State	W, 26-16	167

* No. indicates number of 100-yard rusher in program history

Jordan Byrd broke 100 yards earlier in the game) ... The 17 carries were a then career high ... Had a career-long 22-yard run ... 115 of his 116 yards came in the final three quarters ... His first career touchdown - an 18-yarder - were the final points of the game ... Ran for a team-high 63 yards on a career-best 18 carries (3.5 avg.) in 49 snaps vs. Utah State ... Also had career highs of three catches and 31 yards, with a then career-long grab of 20 yards ... Was only on the field for 10 snaps off the bench at Colorado State, but still rushed three times for 13 yards (4.3 avg.) and added two catches for six yards (3.0 avg.) ... Did not play against Wyoming because of an injury ... Had a productive game in just 11 snaps at San José State, rushing eight times for 45 yards (5.6 avg.) with a long of 11 yards ... Played 10 snaps at UNLV, rushing four times for 11 yards (2.8 avg.) and adding a 2-yard grab ... Ran for 40 yards on 11 carries (3.6 avg.) against Nevada, including a 3-yard touchdown, in 19 snaps ... The touchdown was his second of the season and second of his career ... Carried 14 times for 52 yards (3.7 avg.) in 30 snaps vs. Fresno State, while adding three catches (tied a career high) for a career-best 33 yards with a career-long catch of 31 yards ... Ran for eight yards on four attempts (2.0 avg.) in 12 offensive snaps at Hawai'i ... Made the most of his eight snaps against Brigham Young, rushing three times for six yards (2.0 avg.) and adding two receptions for seven yards (3.5 avg.) ... Made the most

of his three snaps vs. Central Michigan in the New Mexico Bowl with a 11-yard rush and a catch for (minus)-2 yards, before exiting the game early with an injury.

FRESHMAN SEASON (2018)

Played in five games on the season with one start ... Rushed 40 times for 189 yards (4.7 avg.) with a long of 20 yards ... Also had three catches for 34 yards (11.3 avg.) with a long of 14 yards ... Did not play the first six games of the season ... Logged his first career snaps (20) against San José State, rushing 15 times for 81 yards (5.4 avg.) with a long of 20 yards ... Followed up with another good effort at Nevada, where he carried 15 times for 78 yards (5.2 avg.) with a long run of 16 yards ... Also recorded his first two career catches for 21 yards (10.5 avg.) with a long grab of 14 yards ... Logged his first career start at New Mexico, rushing seven times for 23 yards (3.3 avg.) with a long of nine yards ... Ran three times for seven yards (2.3 avg.) with a long of eight yards off the bench against UNLV, while adding a 13-yard catch ... Did not play at Fresno State or against Hawai'i ... Played three statless snaps off the bench vs. Ohio in the DXL Frisco Bowl.

REDSHIRT SEASON (2017)

Redshirted this first season on The Mesa, learning behind consensus first-team All-American Rashaad Penny.



HIGH SCHOOL

Three-year letter winner at John Burroughs High School in Burbank, Calif. ... Had an outstanding career, totaling 4,525 yards and 59 touchdowns on 605 carries (7.5 avg.) in 31 games (146.0 per game average), according to MaxPreps ... Ran for at least 1,000 yards in all three varsity seasons, including 2,023 yards and 27 touchdowns in 2016, 1,378 yards and 23 scores in 2015 and 1,124 yards and nine touchdowns in 2014 ... Had 100-plus yards in 15 of his 31 games ... Also caught 21 passes over his career for 261 yards and two touchdowns ... Was a two-time all-CIF selection and a two-time first-team all-area pick ... Was named the 2016 Pacific League Offensive Player of the year and the 2015 Pacific League Player of the Year ... Also was a three-time first-team all-league honoree ... Had the most running yards ever at John Burroughs HS and in the city of Burbank ... A consensus three-star recruit by Rivals, ESPN, 247sports and Scout ... Received a grade of 80 by 247sports and a mark of 71 by ESPN ... Scout ranked him as the sixth-best running back in talent-rich California in the 2017 recruiting class ... Also competed on the track and field team at John Burroughs HS.

PERSONAL

Chance Leon Bell was born Aug. 2, 1999, in Northridge, Calif. ... Son of Diondre and Cindy Bell ... Chose San Diego State over other offers from Washington State, Illinois, Iowa State, Air Force, New Mexico, Utah State, Hawai'i, Idaho, Eastern Washington, Northern Arizona, Northern Colorado and Southern Utah ... Is majoring in communications.

SINGLE-GAME BESTS

Career Highs: Carries: 18 vs. Utah State (9/21/19); Rushing Yards: 116 at New Mexico State (9/14/19); Rushing Touchdowns: 1 vs. Nevada (11/9/19), at New Mexico State (9/14/19); Long Rush: 22 at New Mexico State (9/14/19); Receptions: 3 vs. Fresno State (11/15/19), vs. Utah State (9/21/19); Receiving Yards: 33 vs. Fresno State (11/15/19); Long Reception: 21 vs. Fresno State (11/15/19); All-Purpose Yards: 116 at New Mexico State (9/14/19); Total Touchdowns: 1 vs. Nevada (11/9/19), at New Mexico State (9/14/19).

Bell's Career Statistics

Season	GP	GS	Rushing					Receiving					
			Att.	Yds.	TD	Lg.	Avg.	100+	No.	Yds.	Avg.	TD	Lg.
2018	5	1	40	189	0	20	4.7	0	3	34	11.3	0	14
2019	12	0	89	384	2	22	4.3	1	12	77	6.4	0	21
Career	17	1	129	573	2	22	4.4	1	15	111	7.4	0	21



88 → Daniel Bellinger



- ◆ Tight End
- ◆ Junior - 2 Letters, 6-6, 265
- ◆ Las Vegas, Nev.
- ◆ Palo Verde High

Has played in each of the last 22 games, including the final nine as a true freshman in 2018.

- ◆ Two-time MW Scholar-Athlete (2018-19)
- ◆ Two-time MW Fall All-Academic Team (2018-19)

Tall, lanky tight end who continues to get bigger in the weight room ... Played more as the season wore on in 2018 as a true freshman and was routinely used in big packages ... Then had a productive 2019 campaign ... Enters the 2020 season as the starting 'Y' tight end.

At A Glance

- Played in the final nine games of the 2018 season as a true freshman.
- Started 11 of 13 games last year at tight end, ranking in a tie for fourth in the Mountain West in touchdown catches (3) among tight ends.
- Had a least one catch in 10 of 13 games last season, including at least one in each of the final eight contests.

JUNIOR SEASON (2020)

Has been named to the Mackey Award Watch List for the outstanding collegiate tight end ... Also a preseason all-Mountain West fourth-team selection by Athlon Sports and Phil Steele Magazine.

SOPHOMORE SEASON (2019)

Played in all 13 games on the season with 11 starts ... Had 15 catches for 201 yards



Bellinger's Career Game-By-Game

FRESHMAN SEASON - 2018 GAME-BY-GAME

Date	Opponent	GP	GS	No.	Yds.	Avg.	Lg.	TD	TD Lengths
A.31	at No. 13/13 Stanford			---	Did Not Play	---			
S.8	Sacramento State			---	Did Not Play	---			
S.15	No. 23/25 Arizona State			---	Did Not Play	---			
S.22	Eastern Michigan			---	Did Not Play	---			
O.6	at rv/No. 24 Boise State* 1	0	0	0	0	0.0	0	0	
O.12	Air Force*	1	0	0	0	0.0	0	0	
O.20	San José State*	1	0	0	0	0.0	0	0	
O.27	at Nevada*	1	0	0	0	0.0	0	0	
N.3	at New Mexico*	1	0	0	0	0.0	0	0	
N.10	UNLV*	1	0	0	0	0.0	0	0	
N.17	at Fresno State*	1	0	0	0	0.0	0	0	
N.24	Hawai'i*	1	0	0	0	0.0	0	0	
D.19	vs. Ohio#	1	0	1	10	10.0	10	0	
2018 SEASON TOTALS		9	0	1	10	10.0	10	0	

SOPHOMORE SEASON - 2019 GAME-BY-GAME

Date	Opponent	GP	GS	No.	Yds.	Avg.	Lg.	TD	TD Lengths
A.31	Weber State	1	0	1	12	12.0	12	0	
S.7	at UCLA	1	1	0	0	0.0	0	0	
S.14	at New Mexico State	1	1	2	16	8.0	14	1	2
S.21	Utah State*	1	0	0	0	0.0	0	0	
O.5	at Colorado State*	1	1	0	0	0.0	0	0	
O.12	Wyoming*	1	1	2	40	20.0	28	1	12
O.19	at San José State*	1	1	1	11	11.0	11	0	
O.26	at UNLV*	1	1	1	20	20.0	20	0	
N.9	Nevada*	1	1	1	28	28.0	28	0	
N.15	Fresno State*	1	1	4	29	7.3	10	0	
N.23	at Hawai'i*	1	1	1	9	9.0	9	0	
N.30	Brigham Young	1	1	1	25	25.0	25	1	25
D.21	vs. Central Michigan~	1	1	1	11	11.0	11	0	
2019 SEASON TOTALS		13	11	15	201	13.4	28	3	

Bold indicates season high. * - Mountain West game. # - 2018 DXL Frisco Bowl (Toyota Stadium; Frisco, Texas). ~ - 2019 New Mexico Bowl (Dreamstyle Stadium; Albuquerque, N.M.).

(13.4 avg.) with three touchdowns ... Among tight ends, his three touchdown catches ranked in a tie for fourth in the Mountain West and a tie for 47th in FBS play ... Came off the bench to play 36 snaps against Weber State, hauling in a 12-yard catch ... The catch came on a third-and-6 situation, which led to SDSU's second field goal and final points of the game ... Earned his first career start vs. UCLA, but did not find the stat sheet in 61 snaps at UCLA ... Started again at New Mexico State, hauling in a career-high two catches for a then career-best 16 yards in 50 snaps, including a 2-yard touchdown grab on third-and-goal to put SDSU on the scoreboard ... It was his first career touchdown ... Did not record a stat in 52 snaps off the bench vs. Utah State ... Made his third start of the season at Colorado State, logging 49 statless snaps ... Had two catches for 40 yards (20.0 avg.), including a 12-yard touchdown reception, vs. Wyoming ... Both catches were huge as the first - a 28-yarder - came on a third-and-6 situation ... The 28-yarder was a career-long catch ... Later in the drive, caught a 12-yard pass on Ryan Agnew scramble which ended

up being the game-winning score with just 2:09 left in the game ... The 40 yards were a career high ... Started again at San José State, coming down with a 11-yard catch in 63 snaps ... Had a 20-yard grab in 55 snaps and a start at UNLV ... Made a 28-yard catch in 48 snaps and another start vs. Nevada ... The 28-yard catch tied a career long ... Had a busy game vs. Fresno State, making a career-high four catches for 29 yards in 63 snaps and a start ... Had a 9-yard catch in a start and 44 snaps at Hawai'i ... Had a 25-yard touchdown catch over 34 snaps and a start against Brigham Young ... It was his third touchdown of the season (and career) and was the only touchdown of the game ... Started and played 50 snaps vs. Central Michigan in the New Mexico Bowl, making an 11-yard catch and carrying once for (minus)-6 yards.

FRESHMAN (TRUE) SEASON (2018)

Was on the travel squad in three of the first four games of the season as a true freshman before playing in the final nine contests at tight end ... Had one catch for 10 yards ... Played 59 snaps on the season, including



his first two against rv/No. 24 Boise State on Oct. 6 ... Played a career-high 31 snaps against Ohio in the DXL Frisco Bowl with Kahale Warring out with an injury, making his first career catch for 10 yards.

HIGH SCHOOL

Earned three letters at Palo Verde High School in Las Vegas, Nev. ... Had a success-

ful 2017 season, where he totaled 21 catches for 371 yards (17.7 avg.) and three touchdowns in nine games on offense, according to MaxPreps ... As a linebacker on defense, he finished with 131 tackles, 10 tackles for loss, three sacks, two forced fumbles and a fumble recovery ... His 131 tackles were the most on PVHS and 84 more tackles than No. 2 on the team ... Racked up

numerous awards, including all-state first-team accolades at linebacker, a first-team all-league selection on both offense and defense, and an all-city honoree ... Also was his high school athlete of the year ... Was a two-star recruit at linebacker by Rivals and a two-star tight end by 247sports ... Rated as the 14th-best recruit in Nevada by 247sports ... Also starred in both basketball and track and field at Palo Verde HS, earning second-team all-league honors in basketball and making the regional finals in track and field in the 400 meters and 4x400-meter relay ... His 4x100 team placed third at the Nevada state championships ... Was a scholar-athlete.

PERSONAL

Daniel George Bellinger was born Sept. 22, 2000, in Las Vegas ... Son of Frank and Renee Bellinger ... Picked SDSU over other offers from California, Navy, UNLV and Weber State ... Is majoring in business administration with a focus in finance.

SINGLE-GAME BESTS

Career Highs: Receptions: 4 vs. Fresno State (11/15/19); Receiving Yards: 40 vs. Wyoming (10/12/19); Receiving Touchdowns: 1 vs. Brigham Young (11/30/19), vs. Wyoming (10/12/19), at New Mexico State (9/14/19); Long Reception: 28 vs. Nevada (11/9/19), vs. Wyoming (10/12/19); Carries: 1 vs. Central Michigan (12/21/19); Rushing Yards: -6 vs. Central Michigan (12/21/19).

Bellinger's Career Statistics

Receiving							
Season	GP	GS	Rec.	Yds.	Avg.	Long	TD
2018	9	0	1	10	10.0	10	0
2019	13	11	15	201	13.4	28	3
Career	22	11	16	211	13.2	28	3

6 → Dominic Benson



- ◆ Wide Receiver
- ◆ Senior - Squad, 6-2, 190
- ◆ Woodbridge, Va.
- ◆ Woodbridge High/Ventura College

Benson's Career Statistics

Receiving							
Season	GP	GS	Rec.	Yds.	Avg.	Long	TD
2019	1	0	0	0	0.0	0	0
Career	1	0	0	0	0.0	0	0

A speedster, who will look for playing time this year as a senior ... Enters 2020 third on the depth chart at the 'H' receiver.

JUNIOR SEASON (2019)

Played in one game on the season without recording a catch ... Was on the travel squad against Wyoming but did not play ... Played late snaps vs. Central Michigan in the New Mexico Bowl, his first snaps as an Aztec.

AT VENTURA COLLEGE (2018)

Captained Ventura College to an 11-2 record in 2018, a Southern California Football Association championship and state title appearance ... Had 15 catches for 195 yards (13.0 avg.) and two touchdowns, earning all-Northern Conference honorable mention accolades ... Was on the school's Dean's List all four semesters.

AT VIRGINIA TECH (2016)

Originally attended Virginia Tech as a preferred walk-on, redshirting the 2016 campaign.

HIGH SCHOOL

Prepped at Woodbridge High School in Woodbridge, Va., where he also played basketball and competed on the track and field team.

PERSONAL

Dominic Antione Benson was born Oct. 12, 1997, in Youngstown, Ohio ... Son of Sammy Anderson and LaTricia Benson ... Was also recruited by Buffalo, Miami (OH), UMass and Idaho out of Ventura College ... Is majoring in social science.

50 → Turner Bernard



- ◆ Long Snapper
- ◆ Senior - 3 Letters, 6-1, 230
- ◆ Glendale, Ariz.
- ◆ Mountain Ridge High

Was listed as the top long snapper of the 2016 recruiting class by Kohl's Kicking.

Bernard's Career Statistics

Season	GP	GS
2016	4	4
2017	13	13
2018	13	13
2019	13	13
Career	43	43

Accurate snapper with a quick release ... Handles all snapping duties on the punt unit

... Also is used as the short snapper on the PAT and field goal unit, now in his fifth season with the program.

SENIOR SEASON (2020)

Is a preseason all-Mountain West first-team selection by Phil Steele Magazine.

JUNIOR SEASON (2019)

Started all 13 games as the long snapper ... Long-snapped for a pair of all-Mountain West honorable-mention performers in kicker Matt Araiza and punter Brandon He-

icklen ... Was named a first-team all-Mountain West selection by Phil Steele Magazine.

SOPHOMORE SEASON (2018)

Started all 13 games as the long snapper once again ... Also started 10 of the games as the short snapper on PATs and field goals, including each of the final nine contests ... Was chosen as a third-team all-Mountain West pick by Phil Steele Magazine ... Had three tackles (one solo) on special teams.

FRESHMAN SEASON (2017)

Started and played all 13 games as the long snapper on the punt unit after coming back from an ACL injury.

REDSHIRT SEASON (2016)

Started the first four games of his true freshman season until he tore the ACL in his left knee chasing down SDSU's first punt at South Alabama ... Ultimately used his red-shirt season.

HIGH SCHOOL

Played three years at Mountain Ridge High School in Glendale, Ariz. ... Was a two-time

all-state long snapper ... Received a five-star rating from Kohl's Kicking, which also listed him as the nation's top incoming long snapper ... A two-star recruit by Rivals as an athlete, and by Scout, 247sports and ESPN as long snapper ... Received a grade of 74 by 247sports and graded out as the No. 7 player at the position ... Earned a grade of 69 by ESPN and was picked as the top long snapper in the 2016 class ... Was chosen to snap in the Under Armour All-America game ... Received the highest overall snapping score for all 2015 Showcase Camps as well as the highest overall score for the 2015 Scholarship Camp.

PERSONAL

Turner Charles Bernard was born Aug. 14, 1998, in Phoenix, Ariz. ... Son of Ben and Shawna Bernard ... Picked the Aztecs over offers from Utah and Northwestern ... Is majoring in interdisciplinary studies.

SINGLE-GAME BESTS

Career Highs: Tackles: 1 at Fresno State (11/17/18), at rv/No. 24 Boise State (10/6/19), vs. Eastern Michigan (9/22/19).



75 → Desmond Bessent



- ◆ Offensive Line
- ◆ Junior - Squad, 6-7, 305
- ◆ Tampa, Fla.
- ◆ Sickles High

Is the lone Aztec from the state of Florida.

Bessent's Career Statistics

Season	GP	GS
2018	2	0
2019	1	0
Career	3	0

Pronounced BESS-ent ... Big, tall body who continues to work on his drive and technique ... Enters 2020 second on the depth chart at right tackle behind senior Zachary Thomas.

SOPHOMORE SEASON (2019)

Was on the travel squad for each of the final 12 games, but played in only one game on the season ... Did not play in each of the first

12 games of the year ... Logged snaps late on the offensive line against Central Michigan in the New Mexico Bowl.

FRESHMAN SEASON (2018)

Logged snaps in his first career two games on special teams ... The two appearances came in the last two games of the regular season at Fresno State and vs. Hawai'i ... Was on the travel squad for the final 12 games of the year.

REDSHIRT SEASON (2017)

Utilized his redshirt season in his first year at San Diego State.

HIGH SCHOOL

Played his prep ball at Sickles High School in Tampa, Fla. ... Rated as a three-star recruit by Scout, and a two-star recruit by both Rivals and 247sports ... Received a 79 grade by 247sports ... Rated as the 16th-best offensive tackle in the talent-rich state of Florida.

PERSONAL

Desmond Jarod Bessent was born May 8, 1998, in Fort Lauderdale, Fla. ... Son of Precious Ransom ... Chose the Aztecs over an offer from Georgia Southern ... Is majoring in interdisciplinary studies.

90 → Jeffrey Blake



- ◆ Linebacker
- ◆ Freshman - Redshirt, 6-4, 230
- ◆ Norcross, Ga.
- ◆ Greater Christian High

Is the only player on the roster from the state of Georgia.

Versatile player who continues to get bigger in the weight room ... Is still learning the 3-5 defense ... Enters this season third on the depth chart at the "Sam" linebacker.

Blake's Career Statistics

Season	GP	GS	UA	A	TT	TFL	Sk	Int.	PBU	FF	FR
2019	3	0	0	0	0	0.0	0.0	0	0	0	0
Career	3	0	0	0	0	0.0	0.0	0	0	0	0

REDSHIRT SEASON (2019)

Played in three games on the season on special teams, before ultimately using his redshirt ... Made his collegiate debut on special teams in the opener vs. Weber State ... Then played in the next two games in road games at UCLA and New Mexico State ... Did not play the rest of the season.

HIGH SCHOOL

A multiple all-region selection at Greater Christian High School in Norcross, Ga., including the defensive MVP of the region in 2018 ... Over this three years, he led the Spartans to a 34-7 overall record, including an 18-0 mark in league play with three straight conference titles ... Starred on both sides of the ball, catching 42 passes for 473 yards (11.3 avg.) and 11 touchdowns (according to MaxPreps) over this three seasons as a tight end, while recording 125 tackles and nine sacks as a defensive end ... A consensus three-star recruit by Rivals,

247sports and ESPN ... Received a grade of 82 by 247sports and 77 by ESPN ... ESPN had him as the 22nd-best tight end in the 2019 signing class.

PERSONAL

Full name is Jeffrey Cornelius Blake ... Picked the Aztecs over 24 offers, including Kentucky, Kansas State, Michigan State, Cincinnati, Minnesota, Purdue, USF, Vanderbilt, Virginia, Colorado, Iowa State, Syracuse, Maryland, Pittsburgh, North Carolina, South Alabama, Texas State, Tulane, Wake Forest, Appalachian State, Florida International, Georgia Southern, Georgia State and Jacksonville State ... Is undecided on a major.

78 → Jalen Booth



- ◆ Offensive Line
- ◆ Junior - Redshirt, 6-4, 360
- ◆ San Diego, Calif.
- ◆ San Diego High/San Diego Mesa College

Joined the Aztecs late in the fall camp prior to the 2019 season ... Big body who continues to work on his form and technique ... Enters the 2020 season as the backup left guard to senior Jacob Capra.

REDSHIRT SEASON (2019)

Redshirted his first season at SDSU.

AT SAN DIEGO MESA COLLEGE (2018)

Played in 10 games at San Diego Mesa College during the 2018 season.

AT AZUSA PACIFIC (2016)

Played in three games at Azusa Pacific during the 2016 campaign.

HIGH SCHOOL

Earned three letters at San Diego High School ... Was a second-team all-Central League performer after his senior season, playing in the Alex Spanos All-Star game with invitations to two other all-star competi-

tions ... Was a three-sport athlete, also competing earning a pair of letters in basketball and one in baseball.

PERSONAL

Jalen Zachary Booth was born Nov. 10, 1998, in San Diego ... Son of Lalan Booth ... Is majoring in social science.



51 → Josh Bornes



- ◆ Linebacker
- ◆ Sophomore - 1 Letter, 6-0, 220
- ◆ Vista, Calif.
- ◆ San Marcos High

Older brother, Brandon, rushed for 1,553 yards and 13 touchdowns at San Diego State from 2004-07.

◆ 2018 SDSU Defensive Scout Player of the Year

chart at "Will" linebacker behind Hawaiian residents Andrew Aleki and Seyddrick Lakalaka.

SOPHOMORE SEASON (2019)

Did not play during the 2019 season.

Talented, young, athletic linebacker who will look for playing time for the first time this season ... Enters 2020 third on the depth

REDSHIRT SEASON (2018)

Was on the travel squad in seven games, but did not play and used his redshirt ... Was named the team's defensive scout player of the year.

HIGH SCHOOL


Lettered three years at nearby San Marcos High School in San Marcos, Calif. ... Led the Knights to a 9-3 record in 2017 ... Amassed 284 tackles, 25 tackles for loss, 12.5 sacks, one forced fumble and three fumble recoveries, according to MaxPreps ... Also accumulated 1,184 rushing yards on 221 attempts (5.4 avg.) with 19 touchdowns, and 44 catches for 450 yards (10.2 avg.) and five touchdown reception ... In 2017, had 114 tackles and 12 tackles for loss on defense, while rushing for 785 yards and 13 touchdowns on 128 carries (6.1 avg.), and adding 28 receptions for 302 yards (10.8 avg.) and

four touchdown catches ... Was a first-team all-CIF selection in 2017, as well as a first-team all-Avocado League pick and the Avocado League Defensive Player of the Year ... Was a two-star recruit by Rivals as a linebacker and a two-star recruit by 247sports as an athlete ... Also competed on the track and field team at San Marcos HS.

PERSONAL

Joshua Charles Bornes was born Nov. 13, 1999, in Vista, Calif. ... Son of Allen and Sara Bornes ... According to Rivals, also received offers from Hawai'i and San José State ... Older brother, Brandon, rushed for 1,553 yards and 13 touchdowns at SDSU from 2004-07 ... Is undecided on a major.

37 → Tyree Bracy



- ◆ Cornerback
- ◆ Sophomore - Squad, 5-10, 175
- ◆ Milpitas, Calif.
- ◆ Milpitas High

Twin brother, TaRiq, has 52 tackles, two forced fumbles and two fumble recoveries in 24 career games at Notre Dame.

A walk-on who continues to improve his DB skills ... An excellent athlete ... Enters the season third on the depth chart at field cornerback.

FRESHMAN SEASON (2019)

Did not play during the 2019 season.

REDSHIRT SEASON (2018)

Redshirted his first season at SDSU.

HIGH SCHOOL

Prepped at Milpitas High School in Milpitas, Calif. ... Led the Trojans to a 34-9 (.791) record over his three seasons, including an

18-2 (.900) record in the Santa Clara Valley Athletic League's De Anza Division and a pair of league titles ... Over his final two seasons (2016-17), threw for 4,458 yards and 51 touchdowns, while rushing for 739 yards and 14 touchdowns on 193 carries (according to MaxPreps).

PERSONAL

Tyree Bracy was born Feb. 20, 2000, in San Jose, Calif. ... Son of DaRice Bracy and Annetta Carter ... Twin brother, TaRiq, plays football at Notre Dame ... Is majoring in kinesiology with an emphasis as a fitness specialist.

4 → Jordon Brookshire



- ◆ Quarterback
- ◆ Junior - Redshirt, 6-2, 215
- ◆ Santa Rosa, Calif.
- ◆ Cardinal Newman High/Laney CC

Led Laney CC to the 2018 California Community College Athletic Association title.

... Made his Division I debut vs. Fresno State on Nov. 15, running once for two yards ... Then carried three times for 11 yards (3.7 avg.) with a career-long run of seven yards ... The three carries and 11 yards were also career bests ... Had a 2-yard rush vs. Brigham Young ... Did not play vs. Central Michigan in the New Mexico Bowl.

AT LANEY COLLEGE (2018)

Led Laney College to the 2018 California Community College Athletic Association championship ... Team was 11-2 overall, winning its final six games, including a 40-35 win over Ventura College in the championship ... Was named the MVP of the Nor-Cal State championship game ... In his one season with Laney, was 180-for-285 (63.2 pct.) for 2,181 yards and 22 touchdowns against seven interceptions ... On the ground rushed for 750 yards and 15 touchdowns on 142 attempts (5.3 avg.) ... Was listed as a three-star recruit by Rivals.

71 carries.

HIGH SCHOOL

Played his prep ball at Cardinal Newman High, where he was named the all-Empire Large School Player of the Year as a senior in 2016 ... Led the Cardinals to a 31-9 record in three seasons, including a 20-1 mark in the North Bay League.

PERSONAL

Jordon Lewis Brookshire was born Feb. 22, 1999, in Petaluma, Calif. ... Son of Darren and Sharon Brookshire ... A social science major.

SINGLE-GAME BESTS

Career Highs: Carries: 3 at Hawai'i (11/23/19); Rushing Yards: 11 at Hawai'i (11/23/19); Long Rush: 7 at Hawai'i (11/23/19).

Signed with the Aztecs in January 2019 ... Excellent athlete, who is a dual-threat quarterback ... Can throw on the run ... Enters 2020 as the co-backup quarterback to Carson Baker with Mark Salazar.

REDSHIRT SEASON (2019)

Played in three games, one under the NCAA redshirt rule, saving a year of eligibility ... Did not attempt a pass, but ran five times for 15 yards (3.0 avg.) with a long run of seven yards ... Did not play in the first nine games of the season, but was on the travel roster

Brookshire's Career Statistics

Season	GP	Passing							Rushing			
		GS	Cmp.	Att.	Pct.	Int.	TD	Yds.	Rtg.	Att.	Yds.	TD
2019	3	0	0	0	0.0	0	0	0	0.00	5	15	0
Career	3	0	0	0	0.0	0	0	0	0.00	5	15	0

AT SANTA ROSA JC (2017)

Played the 2017 campaign at Santa Rosa Junior College, completing 65 of 127 passes for 1,006 yards and 10 touchdowns, while rushing for 202 yards and a touchdown on



48 → Adonis Brown



- ◆ Safety
- ◆ Junior - Squad, 6-0, 175
- ◆ Westlake, Calif.
- ◆ Chaminade College Prep/Texas Tech

Athletic defensive back who continues to learn the 3-3-5 defense ... Enters the season third on the depth chart at the boundary cornerback position.

SOPHOMORE SEASON (2019)

Did not play during the 2019 season.

AT TEXAS TECH (2018)

Did not play while at Texas Tech.

HIGH SCHOOL

Played at Chaminade College Prep in West Hills, Calif., near Los Angeles ... According to MaxPreps, totaled 52 tackles, four pass

breakups, one forced fumble, one fumble recovery and a blocked kick as a senior ... Also competed in track and field at Chaminade College Prep in the long jump, 4x100 and 4x400 relay teams.

PERSONAL

Adonis Octavian Brown was born Feb. 7, 2000, in Fort Worth, Texas ... Son of Leroy and Lurre Brown ... Is majoring in sociology.

41 → BJ Busbee



- ◆ Wide Receiver
- ◆ Junior - 2 Letters, 5-8, 155
- ◆ Long Beach, Calif.
- ◆ St. Anthony High

His second career reception went for a 24-yard touchdown against Eastern Michigan on Sept. 22, 2018.

Pronounced BUZZ-bee ... Walk-on wide receiver, who saw playing time in his first year in 2018 and more last season ... Speedy and shifty receiver, who could also see action in the return game ... Is listed as the backup at the 'H' receiver behind Ethan Dedeaux heading into the 2020 season.

SOPHOMORE SEASON (2019)

Saw action in 12 games on the season ... Had 13 catches for 109 yards (8.4 avg.) with a long of 23 yards ... Also had two rushes for zero yards ... Logged 16 snaps in the opener with Weber State, recording two catches for 10 yards (5.0 avg.) with a long of seven yards ... Did not play at UCLA ... Logged 14



Busbee's Career Game-By-Game

FRESHMAN SEASON - 2018 GAME-BY-GAME

Date	Opponent	GP	GS	No.	Yds.	Avg.	Lg.	TD	TD Lengths
A.31	at No. 13/13 Stanford			---	Did Not Play	---			
S.8	Sacramento State			---	Did Not Play	---			
S.15	No. 23/25 Arizona State	1	0	1	12	12.0	12	0	
S.22	Eastern Michigan	1	0	2	39	19.5	24	1	24
O.6	at rv/No. 24 Boise State*	1	0	1	24	24.0	18	0	
O.12	Air Force*	1	0	0	0	0.0	0	0	
O.20	San José State*	1	0	0	0	0.0	0	0	
O.27	at Nevada*	1	0	2	44	22.0	20	0	
N.3	at New Mexico*	1	0	1	4	4.0	4	0	
N.10	UNLV*	1	0	1	13	13.0	13	0	
N.17	at Fresno State*	1	0	0	0	0.0	0	0	
N.24	Hawaii*	1	0	0	0	0.0	0	0	
D.19	vs. Ohio#	1	0	0	0	0.0	0	0	
2018 SEASON TOTALS		11	0	8	136	17.0	29	1	

SOPHOMORE SEASON - 2019 GAME-BY-GAME

Date	Opponent	GP	GS	No.	Yds.	Avg.	Lg.	TD	TD Lengths
A.31	Weber State	1	0	2	10	5.0	7	0	
S.7	at UCLA			---	Did Not Play	---			
S.14	at New Mexico State	1	0	0	0	0.0	0	0	
S.21	Utah State*	1	0	0	0	0.0	0	0	
O.5	at Colorado State*	1	0	0	0	0.0	0	0	
O.12	Wyoming*	1	0	2	6	3.0	7	0	
O.19	at San José State*	1	0	2	11	5.5	9	0	
O.26	at UNLV*	1	0	1	12	12.0	12	0	
N.9	Nevada*	1	0	1	14	14.0	14	0	
N.15	Fresno State*	1	0	2	12	6.0	8	0	
N.23	at Hawaii*	1	0	1	5	5.0	5	0	
N.30	Brigham Young	1	0	0	0	0.0	0	0	
D.21	vs. Central Michigan~	1	0	2	39	19.5	23	0	
2019 SEASON TOTALS		12	0	13	109	8.4	23	0	

*Bold indicates season high. * - Mountain West game. # - 2018 DXL Frisco Bowl (Toyota Stadium; Frisco, Texas). ~ - 2019 New Mexico Bowl (Dreamstyle Stadium; Albuquerque, N.M.).*

statless snaps at New Mexico State ... Played 17 snaps vs. Utah State, but was unable to find the stat sheet ... Had a 2-yard run in 13 snaps at Colorado State ... Had a pair of catches for six yards (3.0 avg.) and a negative rushing attempt in 32 snaps vs. Wyoming ... Came down with two receptions for 11 yards (5.5 avg.) with a long of nine at San Jose State in 18 snaps of the bench ... Had a 12-yard catch in 12 snaps off the bench at UNLV ... Made a 14-yard catch in

16 snaps vs. Nevada ... Had two grabs for 12 yards (6.0 avg.) in 27 snaps against Fresno State ... Made a 5-yard catch in seven snaps at Hawaii ... Did not record a stat in 12 snaps vs. Brigham Young ... Had a solid game against Central Michigan in the New Mexico Bowl, making two catches for 39 yards (19.5 avg.) in 17 snaps ... The two receptions tied a career high, while the 39 yards were his most in a game since a career-high 44-yard effort at Nevada on Nov.

Aztec Players



10 STRAIGHT BOWL GAME APPEARANCES ▶ 21 CONFERENCE CHAMPIONSHIPS

3, 2018 ... Also had a season-long 23-yard reception in the game.

FRESHMAN SEASON (2018)

Played in the team's final 11 games ... Had eight catches for 136 yards (17.0 avg.) with a 24-yard touchdown ... Also had five rushes for 14 yards (2.8 avg.) with a long of eight yards ... Did not play in the opener at No. 13/13 Stanford or in the home opener against Sacramento State ... Played his first career 11 snaps against No. 23/25 Arizona State, making a 12-yard catch and recording an 8-yard rush ... Played 10 snaps vs. East-

ern Michigan, making the most of them with two receptions for 39 yards, including a 24-yard touchdown ... The touchdown put SDSU up, 17-3, in the second quarter and came on his second career catch ... Made a 24-yard grab at rv/No. 24 Boise State, but fumbled the ball and the Broncos recovered ... Had a 5-yard rush in seven snaps vs. Air Force ... Did not record a stat in three snaps against San José State ... Had a good game in 20 snaps at Nevada, catching two balls for a career-high 44 yards (22.0 avg.) with a career long of 29 yards ... Also had a carry, but it went for a 3-yard loss ... His 41 all-purpose

yards were a career best ... Made a 4-yard grab off the bench at New Mexico ... Made a 13-yard catch and had a 1-yard rush against UNLV ... Had a 3-yard rush in 12 snaps at Fresno State ... Did not find the stat sheet in five snaps vs. Hawai'i or in 10 snaps vs. Ohio in the DXL Frisco Bowl.

REDSHIRT SEASON (2017)

Redshirted the 2017 season after joining the team when school started.

HIGH SCHOOL

Was a three-year letter winner at St. Anthony High School in Long Beach, Calif. ... Earned first-team all-Sante Fe League honors all three years and was a three-time first-team all-CIF selection ... Captained his senior team in 2016 to a 13-3 record, catching 53 passes for 1,055 yards (19.9 avg.) with eight touchdowns, while adding 460 rushing yards and nine touchdowns on 39 carries (11.8 avg.), and scoring an additional six return

touchdowns (four punt return, two kick return) (according to MaxPreps) ... Was the St. Anthony Male Athlete of the Year.

PERSONAL

Byron Lamont Busbee Jr. was born May 31, 1999, in San Diego ... Son of Byron and Lenora Busbee ... Is majoring in interdisciplinary studies.

SINGLE-GAME BESTS

Career Highs: **Receptions:** 2, six times; **Receiving Yards:** 44 at Nevada (10/28/18); **Receiving Touchdowns:** 1 vs. Eastern Michigan (9/22/18); **Long Reception:** 29 at Nevada (10/28/18); **Carries:** 1, seven times; **Rushing Yards:** 8 vs. No. 23/25 Arizona State (9/15/18); **Long Rush:** 8 vs. No. 23/25 Arizona State (9/15/18); **All-Purpose Yards:** 41 at Nevada (10/28/18).

Busbee's Career Statistics

Receiving Season	GP	GS	Rec.	Yds.	Avg.	Long	TD
2018	11	0	8	136	17.0	29	1
2019	12	0	13	109	8.4	23	0
Career	23	0	21	245	11.7	29	1

15 → Jordan Byrd



- ◆ Running Back
- ◆ Junior - 2 Letters, 5-9, 170
- ◆ Albuquerque, N.M.
- ◆ Manzano High

Named the 2019 New Mexico Bowl Co-Most Valuable Offensive Player with a career-high 139 yards and a touchdown.

- ◆ 2018 SDSU Co-Outstanding Freshman Award
- ◆ 2019 New Mexico Bowl Co-Most Valuable Offensive Player

Speedster with an incredible first step ... Impressed in 2018 fall camp as a true freshman and was on the travel squad for the whole season ... Saw more time as the 2018 season wore on ... Was a regular contributor in the backfield during the 2019 season ... Enters the 2020 season as the projected starting 'T' running back ... Also is slated to start at kick returner and can return punts.

JUNIOR SEASON (2020)

Has been named to the Paul Hornung Award Watch List for the most versatile player ... Also a preseason all-Mountain West third-team selection by Athlon Sports and Phil Steele Magazine.

SOPHOMORE SEASON (2019)

Played in 12 of the team's 13 games on the season, starting six times at running back, five times at punt returner and nine times as the kick returner ... Rushed 78 times for 355 yards (4.6 avg.) with three touchdowns and a long of 56 yards ... Also had 16 catches for 64 yards (4.0 avg.) with a long grab of 20 yards ... Has also returned 12 punts for 93 yards (7.8 avg.) with a long of 17 yards and 15 kickoffs for 319 yards (21.3 avg.) with a long of 34 yards ... Ranked fifth in the Moun-

Byrd's Career Game-By-Game

FRESHMAN (TRUE) SEASON - 2018 GAME-BY-GAME / RUSHING

Date	Opponent	GP	GS	No.	Yds.	Avg.	Lg.	TD	TD Lengths
A.31	at No. 13/13 Stanford			---	Did Not Play	---			
S.8	Sacramento State			---	Did Not Play	---			
S.15	No. 23/25 Arizona State	1	0	1	11	11.00	11	0	
S.22	Eastern Michigan	1	0	0	0	0.00	0	0	
O.6	at rv/No. 24 Boise State*	1	0	3	76	25.33	72	1	72
O.12	Air Force*	1	0	6	0	0.00	2	0	
O.20	San José State*	1	0	3	9	3.00	6	0	
O.27	at Nevada*	1	0	1	1	1.00	1	0	
N.3	at New Mexico*	1	0	4	10	2.50	5	0	
N.10	UNLV*	1	0	1	9	9.00	9	0	
N.17	at Fresno State*	1	0	0	0	0.00	0	0	
N.24	Hawai'i*	1	0	3	18	6.00	16	0	
D.19	vs. Ohio#	1	0	1	3	3.00	3	0	
2018 SEASON TOTALS		11	0	23	137	5.96	72	1	

SOPHOMORE SEASON - 2019 GAME-BY-GAME / RUSHING

Date	Opponent	GP	GS	No.	Yds.	Avg.	Lg.	TD	TD Lengths
A.31	Weber State	1	0	5	50	10.00	23	0	
S.7	at UCLA	1	1	10	19	1.90	6	0	
S.14	at New Mexico State	1	1	22	118	5.36	16	2	1, 7
S.21	Utah State*	1	1	10	20	2.00	6	0	
O.5	at Colorado State*	1	1	9	0	0.00	4	0	
O.12	Wyoming*	1	1	1	0	0.00	0	0	
O.19	at San José State*	1	0	2	6	3.00	4	0	
O.26	at UNLV*			---	Did Not Play - Injured	---			
N.9	Nevada*	1	0	0	0	0.00	0	0	
N.15	Fresno State*	1	0	1	2	2.00	2	0	
N.23	at Hawai'i*	1	1	1	1	1.00	1	0	
N.30	Brigham Young	1	0	0	0	0.00	0	0	
D.21	vs. Central Michigan~	1	0	17	139	8.18	56	1	2
2019 SEASON TOTALS		12	5	78	355	4.55	56	3	

FRESHMAN (TRUE) SEASON - 2018 GAME-BY-GAME / RECEIVING

Date	Opponent	GP	GS	No.	Yds.	Avg.	Lg.	TD	TD Lengths
N.24	Hawai'i*	1	0	1	7	7.0	7	0	
2018 SEASON TOTALS		1	0	1	7	7.0	7	0	

At A Glance

▶ Ran for 118 yards and two touchdowns at New Mexico State on Sept. 14, 2019, becoming SDSU's 78th different 100-yard rusher in program history.

▶ Recorded a 72-yard touchdown run at rv/No. 24 Boise State on Oct. 6, 2018 on just his fourth career attempt.

▶ Captured the team's outstanding freshman award in 2018, along with cornerback Darren Hall.

▶ Won four straight 100-meter state titles at Manzano High School in Albuquerque, N.M., and three 200 championships.

▶ Owns personal-best times of 10.32 seconds in the 100-meter dash and 21.31 in the 200.

Aztec Players

10 STRAIGHT BOWL GAME APPEARANCES ▶ 21 CONFERENCE CHAMPIONSHIPS



JORDAN BYRD ◀ PLAYERS



tain West in total kick/punt return yards (412, 60th in FBS) ... Led SDSU in all-purpose yards (831), all-purpose yards per game (69.2), punt return yards (93), punt return average (7.8) and kick return yards (319) ... Had a good opener with Weber State, rushing for 50 yards on just five carries (10.0 avg.) with a long of 23 yards, and returning four punts for 25 yards (6.3 avg.) ... The four punt returns, 25 punt return yards and long return of eight yards were each career highs ... Started at running back for the first time of his career at UCLA, rushing a career-high 10 times for 19 yards (1.9 avg.) with a long of six yards, while adding at career-high four receptions for a career-best 32 yards and a career long of 20 yards ... Also logged a career-long 17-yard punt return ... Had a career day at New Mexico State, rushing 22 times for 118 yards (5.4 avg.) and two touchdowns ... Became the 78th different 100-yard rusher in program history ... Was named to the Pro Football Focus Mountain West Team of the Week for the first time of his career ... Set career highs in attempts (22), yards (118) and touchdowns (two) ... His first touchdown was a 1-yard run that put SDSU up, 14-0, in the second quarter while his second from seven yards out gave the Aztecs a 24-0 lead in the third quarter ... Ran for 118 yards after entering the game with 206 yards for his career and doubled his previous touchdown total (1) ... Also added three receptions for six yards and a 4-yard punt return ... Started for a third straight game vs. Utah State, but was hampered by an early ankle injury ... Still made the most of 17 offensive snaps, rushing 10 times for 20 yards (2.0 avg.), while returning three kicks for 50 yards (16.7 avg.) with a long of 22 yards ... Earned the start at Colorado State, carrying nine times

for zero yards in 18 snaps ... Returned a kickoff for a career-long 33 yards and returned two punts for 15 yards (7.5 avg.) with a long of 12 yards ... Also had a catch that went for a 5-yard loss. ... Only played six offensive snaps vs. Wyoming, rushing once for zero yards ... Still returned three kicks for 63 yards (21.0 avg.) with a long of 22 yards and three punts for 21 yards (7.0 avg.) with a long of nine yards ... Only got four snaps at San José State after suffering a hamstring injury, carrying twice for six yards (3.0 avg.) and adding a 6-yard catch ... Also saw some time on special teams before the injury, returning a kickoff 26 yards and a punt 11 yards ... Did not play at UNLV because of the hamstring injury ... Was only on the field for one offensive snap against Nevada, making a 2-yard catch ... Also returned two kickoffs for 50 yards (25.0 avg.) with a long of 28 yards ... Had a 2-yard rush in a pair of offensive snaps vs. Fresno State, while returning two kickoffs for 26 yards (13.0 avg.) with a long of 20 yards ... Earned the start at Hawai'i, carrying the ball once for one yard and adding a catch for zero yards in seven snaps ... Had three catches for 10 yards (3.3 avg.) with a long of six in five offensive snaps against Brigham Young, while returning one kick for 18 yards ... Had a monster game in front of his hometown against Central Michigan in the New Mexico Bowl, rushing for a career-high 139 yards on 17 carries (8.2 avg.) and a touchdown, while adding two catches for 13 yards (6.5 avg.) and two kick returns for 53 yards (26.5 avg.) ... Finished with a career-high 205 all-purpose yards, averaging 9.8 yards per touch en route to earning Co-Offensive Most Valuable Player honors with Jesse Matthews ... Recorded his second 100-yard game of the season and

SOPHOMORE SEASON - 2019 GAME-BY-GAME / RECEIVING

Date	Opponent	GP	GS	No.	Yds.	Avg.	Lg.	TD	TD Lengths
S.7	at UCLA	1	1	4	32	8.0	20	0	
S.14	at New Mexico State	1	1	3	6	2.0	4	0	
O.5	at Colorado State*	1	1	1	-5	-5.0	0	0	
O.19	at San José State*	1	0	1	6	6.0	6	0	
N.9	Nevada*	1	0	1	2	2.0	2	0	
N.23	at Hawai'i*	1	1	1	0	0.0	0	0	
N.30	Brigham Young	1	0	3	10	3.3	10	0	
D.21	vs. Central Michigan~	1	0	2	13	6.5	9	0	
2019 SEASON TOTALS		12	5	16	64	4.0	20	0	

FRESHMAN (TRUE) SEASON - 2018 GAME-BY-GAME / KICK RETURNS

Date	Opponent	GP	GS	No.	Yds.	Avg.	Lg.	TD	TD Lengths
A.31	at No. 13/13 Stanford	--- Did Not Play ---							
S.8	Sacramento State	--- Did Not Play ---							
S.15	No. 23/21 Arizona State	1	0	0	0	0.0	0	0	
S.22	Eastern Michigan	1	0	0	0	0.0	0	0	
O.6	at rv/No. 24 Boise State* 1	*	0	0	0	0.0	0	0	
O.12	Air Force*	1	*	2	32	16.0	23	0	
O.20	San José State*	1	*	0	0	0.0	0	0	
O.27	at Nevada*	1	*	3	49	16.3	20	0	
N.3	at New Mexico*	1	*	0	0	0.0	0	0	
N.10	UNLV*	1	*	3	65	21.7	26	0	
N.17	at Fresno State*	1	0	0	0	0.0	0	0	
N.24	Hawai'i*	1	0	0	0	0.0	0	0	
D.19	vs. Ohio#	1	0	0	0	0.0	0	0	
2018 SEASON TOTALS		11	6	8	146	18.2	26	0	

SOPHOMORE SEASON - 2019 GAME-BY-GAME / KICK RETURNS

Date	Opponent	GP	GS	No.	Yds.	Avg.	Lg.	TD	TD Lengths
A.31	Weber State	1	0	0	0	0.0	0	0	
S.7	at UCLA	1	0	0	0	0.0	0	0	
S.14	at New Mexico State	1	*	0	0	0.0	0	0	
S.21	Utah State*	1	*	3	50	16.7	22	0	
O.5	at Colorado State*	1	*	1	33	33.0	33	0	
O.12	Wyoming*	1	*	3	63	21.0	22	0	
O.19	at San José State*	1	*	1	26	26.0	26	0	
O.26	at UNLV*	--- Did Not Play - Injured ---							
N.9	Nevada*	1	*	2	50	25.0	28	0	
N.15	Fresno State*	1	*	2	26	13.0	20	0	
N.23	at Hawai'i*	1	0	0	0	0.0	0	0	
N.30	Brigham Young	1	*	1	18	18.0	18	0	
D.21	vs. Central Michigan~	1	*	2	53	26.5	34	0	
2019 SEASON TOTALS		12	9	15	319	21.3	34	0	

FRESHMAN (TRUE) SEASON - 2018 GAME-BY-GAME / PUNT RETURNS

Date	Opponent	GP	GS	No.	Yds.	Avg.	Lg.	TD	TD Lengths
O.12	Air Force*	1	1	3	3	3.0	3	0	
O.27	at Nevada*	1	*	2	4	2.0	5	0	
2018 SEASON TOTALS		11	2	3	7	2.3	5	0	

SOPHOMORE SEASON - 2019 GAME-BY-GAME / PUNT RETURNS

Date	Opponent	GP	GS	No.	Yds.	Avg.	Lg.	TD	TD Lengths
A.31	Weber State	1	0	4	25	6.3	8	0	
S.7	at UCLA	1	*	1	17	17.0	17	0	
S.14	at New Mexico State	1	*	1	4	4.0	4	0	
O.5	at Colorado State*	1	*	2	15	7.5	12	0	
O.12	Wyoming*	1	*	3	21	7.0	9	0	
O.19	at San José State*	1	*	1	11	11.0	11	0	
2019 SEASON TOTALS		12	5	12	93	7.8	17	0	

*Bold indicates season high. * - Mountain West game. # - 2018 DXL Frisco Bowl (Toyota Stadium; Frisco, Texas). ~ - 2019 New Mexico Bowl (Dreamstyle Stadium; Albuquerque, N.M.). GS - * in this category the player was on the field the first time San Diego State was in the kick/punt return formation.*

his career ... Had 139 rushing yards after entering the game with only 29 yards over his

previous eight games played ... Also had a season-long 56-yard rush and a career-long

AZTEC FOOTBALL MEDIA GUIDE



Jordan Byrd - Inside The Numbers

LONGEST RUSH BY AN AZTEC FRESHMAN SINCE 1996

Rk.	Name	Date / Opponent	Long
1.	Ronnie Hillman	Sept. 18, 2010 at rv/No. 25 Missouri	93
2.	Juwan Washington	Nov. 26, 2016 vs. Colorado State	81
	Adam Muema	Nov. 19, 2011 vs. No. 10/11 Boise State	81
4.	Ronnie Hillman	Sept. 18, 2010 at rv/No. 25 Missouri	75
5.	► Jordan Byrd	Oct. 6, 2018 at rv/No. 24 Boise State	72
	Donnel Pumphrey	Oct. 4, 2013 vs. Nevada	72

MOST RUSHING YARDS BY AN AZTEC IN A BOWL GAME

Rk.	Name	Year / Bowl Game / Opponent	Yards
1.	Adam Muema	2013 Idaho Potato Bowl vs. Buffalo	229
2.	Ronnie Hillman	2010 Poinsettia Bowl vs. Navy	228
3.	Rashaad Penny	2017 Armed Forces Bowl vs. Army West Point	221
4.	Marshall Faulk	1991 Freedom Bowl vs. Tulsa	157
5.	► Jordan Byrd	2019 New Mexico Bowl vs. Central Michigan	139
6.	Juwan Washington	2018 Frisco Bowl vs. Ohio	129
7.	Donnel Pumphrey	2016 Las Vegas Bowl vs. Houston	115
8.	Donnel Pumphrey	2014 Poinsettia Bowl vs. Navy	112
9.	Adam Muema	2012 Poinsettia Bowl vs. Brigham Young	103

34-yard kick return ... Now has 267 rushing yards in the state of New Mexico (his home state) in three games (89.0 rypg) after recording 225 in his 20 other games played (11.3 ypg) ... The touchdown was his third of

the season and fourth of his career.

FRESHMAN (TRUE) SEASON (2018)

Shared the team's outstanding freshman award (with CB Darren Hall) ... Played in 11

games on the season, rushing 23 times for 137 yards (6.0 avg.) with a 72-yard touchdown ... Also had a 7-yard catch, and returned eight kicks for 146 yards (18.2 avg.) with a long of 26 and returned three punts for seven yards (2.3 avg.) ... Did not play in the opener at No. 13/13 Stanford or against Sacramento State ... Came in for one snap against No. 23/25 Arizona State, rushing for 11 yards ... Was on the field for one snap vs. Eastern Michigan, but did not record a stat ... Had a breakout game at rv/No. 24 Boise State, rushing for 76 yards and a touchdown on three attempts (25.3 avg.) ... Recorded his first career touchdown on his fourth career attempt ... The 72-yard run was the longest of the season for the Aztecs ... Carried the ball a career-high six times against Air Force, but finished with a net zero yards with a long of two yards ... Also returned two kickoffs for 32 yards (16.0 avg.) with a long of 23 and returned a punt for three yards ... Ran three times for nine yards (3.0 avg.) in seven snaps vs. San José State ... Had a 1-yard run in six snaps at Nevada, while returning three kickoffs for 49 yards (16.3 avg.) with a long of 20, and returning two punts for four yards with a long of 5 ... Set career bests in kickoff returns (3), kick return yards (49), punt returns (2), punt return yards (4) and long punt return (5) ... Carried four times for 10 yards (2.5 avg.) in front of his home crowd at New Mexico ... Carried once for nine yards for a first down against UNLV and added three kickoff returns for a career-high 65 yards (21.7 avg.), including a career long of 26 yards ... Played two snaps of statless ball at Fresno State ... In nine snaps vs. Hawaii, rushed three times for 18 yards (6.0 avg.) with a long of 16 yards, while adding his first career catch for seven yards ... Had a 3-yard rush in three snaps vs. Ohio in the DXL Frisco Bowl.

in 2016 to 13-0 in 2017 ... Played quarterback, running back and wide receiver at MHS, and also returned kicks and punts ... Over his three years (according to Max-Preps), was 112-for-177 (63.3 pct.) for 1,522 yards and 16 touchdowns against four interceptions, while rushing 344 times for 2,750 yards (8.0 avg.) and 37 touchdowns, and adding 41 catches for 669 yards (16.3 avg.) and four touchdowns ... Best season statistically was 2017, where he was 72-for-107 (67.4 pct.) for 1,011 yards and 10 touchdowns in the air, 1,235 yards and 21 touchdowns on the ground on 158 carries (7.8 avg.), and adding 25 catches for 381 yards (15.2 avg.) and three touchdowns ... Earned all-state and all-metro honors, and was the league MVP ... Was a three-time team MVP ... As an athlete, earned three stars from 247sports and two stars from Rivals ... Rated as the top recruit in New Mexico by 247sports ... Also competed on the track and field team, where he won four straight 100-meter state titles, three 200 championships.

PERSONAL

Jordan Lamont Byrd was born April 7, 2000, in Albuquerque, N.M. ... Son of Lamont Byrd and Nicole Bedford ... According to Rivals, also had scholarship offers from TCU, Arizona, Utah, Texas Tech, Utah State and New Mexico ... Is majoring in social science.

SINGLE-GAME BESTS

Career Highs: Carries: 22 at New Mexico State (9/14/19); Rushing Yards: 139 vs. Central Michigan (12/21/19); Rushing Touchdowns: 2 at New Mexico State (9/14/19); Long Rush: 72 at rv/No. 24 Boise State (10/6/18); Receptions: 4 at UCLA (9/7/19); Receiving Yards: 32 at UCLA (9/7/19); Long Reception: 20 at UCLA (9/7/19); Kick Returns: 3, four times; Kick Return Yards: 65 vs. UNLV (11/10/18); Long Kick Return: 34 vs. Central Michigan (12/21/19); Punt Returns: 4 vs. Weber State (8/31/19); Punt Return Yards: 25 vs. Weber State (8/31/19); Long Punt Return: 17 at UCLA (9/7/19); All-Purpose Yards: 205 vs. Central Michigan (12/21/19); Total Touchdowns: 2 at New Mexico State (9/14/19).

HIGH SCHOOL

Was a three-year letter winner at Manzano High School in Albuquerque, N.M. ... Led the Monarchs to a state championship in 2017 and a perfect 13-0 record ... Manzano High School improved its record each of Byrd's three years, going from 7-5 in 2015, to 10-3

- ◆ 2019 MW Scholar-Athlete
- ◆ 2019 MW Fall All-Academic Team
- ◆ Two-time Pac-12 All-Academic Honorable Mention (2017-18)

Versatile offensive lineman who brought Pac-12 experience to San Diego State after spending three seasons at Oregon ... Joined the Aztecs for the 2019 spring semester ... Enters the 2020 season as the projected starting left guard.

JUNIOR SEASON (2019)

Played in all 13 games, starting the first four at right tackle and two at left tackle ... Started

Byrd's Career Statistics

Season	Rushing								Receiving				
	GP	GS	Att.	Yds.	TD	Lg.	Avg.	100+	No.	Yds.	Avg.	TD	Lg.
2018	11	0	23	137	1	72	6.0	0	1	7	7.0	0	7
2019	12	6	78	355	3	56	4.6	2	16	64	4.0	0	20
Career	23	6	101	492	4	72	4.9	2	17	71	4.2	0	20

Season	Kick Returns							All-Purpose	
	GP	GS	No.	Yds.	Avg.	Long	TD	Total	Yds/Gm.
2018	11	6	8	146	18.2	26	0	297	27.0
2019	12	9	15	319	21.3	34	0	831	69.2
Career	23	15	23	465	20.2	34	0	1,128	49.0

Season	Punt Returns						
	GP	GS	No.	Yds.	Avg.	Long	TD
2018	11	2	3	7	2.3	5	0
2019	12	5	12	93	7.8	17	0
Career	23	7	15	100	6.7	17	0

77 → Jacob Capra



- ◆ Offensive Line
- ◆ Senior - 1 Letter, 6-5, 315
- ◆ Auburn, Calif.
- ◆ Placer High/Oregon

Older brother, Johnny, played at Utah (2016-17), while younger brother, Joey, joined SDSU in the spring of 2019.

Ja. Capra's Career Game-By-Game

FRESHMAN SEASON - 2017 G-x-G

Date	Opponent	GP	GS/POS
S.2	Southern Utah	1	
S.30	California\$	1	
O.14	at No. 23/25 Stanford\$	1	
O.21	at UCLA\$	1	RG
O.28	Utah\$	1	
N.25	Oregon State\$	1	
2017 SEASON TOTALS		6	1

Aztec Players



10 STRAIGHT BOWL GAME APPEARANCES ▶ 21 CONFERENCE CHAMPIONSHIPS

JACOB CAPRA -- JOEY CAPRA ◀ PLAYERS

At A Glance

- ▶ Graduated from the Univ. of Oregon in three years with a degree in general social science and crime law society.
- ▶ Was a two-time Pac-12 All-Academic honorable mention (2017-18) in his two seasons of playing with the Ducks (he red-shirted in 2016).
- ▶ Played in 15 games in his two seasons at Oregon with one start.
- ▶ Started six games last year (four at right tackle, two at left tackle) and played in all 13 in his first season at SDSU, where he was a MW Fall All-Academic Team member.

the opener against Weber State, his first game as an Aztec and second career start overall ... Followed with a start at UCLA, at New Mexico State and against Utah State ... Played on the PAT and field goal unit at Colorado State and again vs. Wyoming ... Came off the bench to play 56 snaps at left tackle at San José State ... Started for the first time of his career at left tackle at UNLV, playing all 61 offensive snaps ... Also started once again at left tackle vs. Nevada ... Played two snaps against Fresno State and on special teams ... Was on special teams at Hawai'i and again vs. Brigham Young ... Played seven snaps late against Central Michigan in the New Mexico Bowl.



AT UNIV. OF OREGON (2016-18)

Played in 15 games over his final two seasons with the Ducks, starting once as a red-shirt freshman in 2017 against UCLA ... Twice received Pac-12 All-Academic honorable mention honors (2017-18) and was a three-time member of the school's Dean's List ... Helped Oregon to a 15-10 record over his two years with back-to-back bowl appearances, including an 8-4 record in 2018 with an appearance in the Redbox Bowl on Dec. 31 ... According to Pro Football Focus, logged a combined 357 snaps over his two seasons, including 252 in 2018 ... Redshirted as a true freshman in 2016 after joining the Ducks in January 2016.

HIGH SCHOOL

Prepped at Placer High School in Auburn, Calif. ... Helped lead the Hillmen to the semi-finals of the 2015 Sac-Joaquin Section Divi-

sion III state championship playoffs and a 12-1 record ... Keyed the program's ground game that rushed for over 4,500 yards (351.0 avg.) and 59 touchdowns in his senior season ... Also had 45 tackles, 2.5 sacks, and a pair of blocked field goals over his final two seasons ... Competed at the Army All-American Combine ... Was a two-time first-team all-Metro selection (2014-15) by the *Sacramento Bee*, while earning first-team All-Sac-Joaquin Section and first-team all-Northern California honors by MaxPreps in 2015 after claiming second-team all-Northern California recognition in 2014 ... Was the offensive MVP as a senior ... Also competed on the school's track and field team ... A consensus three-star prospect by ESPN, Rivals and 247sports out of high school ... Ranked the No. 26 offensive guard and No. 54 player in the state of California by Rivals ... ESPN tabbed him the No. 33 offensive guard.

SOPHOMORE SEASON - 2018 G-x-G

Date	Opponent	GP GS/POS
S.1	Bowling Green	1
S.8	Portland State	1
S.15	San José State	1
O.13	No. 7/7 Washington\$	1
O.27	at Arizona\$	1
N.3	UCLA\$	1
N.10	at Utah\$	1
N.17	Arizona State\$	1
N.23	at Oregon State\$	1
2018 SEASON TOTALS		9 0

JUNIOR SEASON - 2019 G-x-G

Date	Opponent	GP GS/POS
A.31	Weber State	1 RT
S.7	at UCLA	1 RT
S.14	at New Mexico State	1 RT
S.21	Utah State*	1 RT
O.5	at Colorado State*	1
O.12	Wyoming*	1
O.19	at San Jose State*	1
O.26	at UNLV*	1 LT
N.9	Nevada*	1 LT
N.15	Fresno State*	1
N.23	at Hawai'i*	1
N.30	Brigham Young	1
D.21	vs. Central Michigan~	1
2019 SEASON TOTALS		13 6

\$ - Pac-12 Conference game. * - Mountain West game. ~ - 2019 New Mexico Bowl (Dreamstyle Stadium; Albuquerque, N.M.).

PERSONAL

Jacob Joseph Capra was born Nov. 2, 1998, in Folsom, Calif. ... Son of Joey and Janine Capra ... Older brother, Johnny, played football at Utah, while younger brother, Joey, is a redshirt freshman at SDSU ... Originally chose Oregon out of Placer HS over Arizona State, California, Kansas, Nevada, San José State, Utah, Washington and Washington State ... Graduated from the Univ. of Oregon with a degree in general social science and crime law society ... Is working on a master's degree in homeland security and conflict resolution.

Ja. Capra's Career Statistics

Season	GP	GS
2017*	6	1
2018*	9	0
2019	13	6
Career	28	7

*at Oregon

55 → Joey Capra



- ◆ Offensive Line
- ◆ Freshman - Redshirt, 6-4, 300
- ◆ Auburn, Calif.
- ◆ Placer High

Older brothers, Johnny (Utah, 2016-17) and Jacob (Oregon, 2017-18), each earned letters while playing for Pac-12 schools.

Signed with the Aztecs in December 2018 and enrolled in classes for the 2019 spring semester ... Has vast potential ... Enters the 2020 campaign third on the depth chart at

center behind upperclassmen Dominic Gudino and Alama Uluave.

REDSHIRT SEASON (2019)

Redshirted his first season at San Diego State, working with the program in the spring and fall of 2019.

HIGH SCHOOL

Led Placer High School to a 12-1 record in 2018 and a league championship ... The Hillmen were also 13-2 and the state runner-up in 2017 ... Also competed on the track and field team at Placer HS ... Was a consensus three-star prospect by ESPN, Rivals and 247Sports ... Ranked as the 11th-best center by 247sports ... Listed as the 81st-best recruit in California regardless of position.

PERSONAL

Joseph John Capra was born Aug. 30, 2000, in Reno, Nev. ... Son of Joey and Janine Capra ... Older brothers, Johnny (Utah) and Jacob (Oregon, San Diego State) also played Division I football ... Picked the Aztecs over numerous offers, including Oregon, Washington State, Arizona State, Boise State, Fresno State, Utah, Utah State, Duke, Army West Point, Nevada, Wyoming, Air Force, Oregon State, UNLV, Rice, San José State, Cal Poly, Cornell, Harvard, Princeton, Sacramento State and Yale ... Is majoring in criminal justice.

AZTEC FOOTBALL MEDIA GUIDE



31 → Davaughn Celestine



- ◆ Safety
- ◆ Freshman - Redshirt, 6-0, 195
- ◆ Placentia, Calif.
- ◆ El Dorado High

Walk-on, who looks to get bigger in the weight room ... Enters the season third on the depth chart at boundary warrior behind seniors Tariq Thompson and Trenton Thompson.

REDSHIRT SEASON (2019)
Redshirted his first year with the Aztecs.

HIGH SCHOOL

Was a three-year letter winner at El Dorado High School in Placentia, Calif. ... Earned first-team all-league defensive back honors and was named the league's special teams player of the year ... According to MaxPreps, ran for 689 yards and six touchdowns as a senior, while adding 13 catches for 274 yards (21.1 avg.) and three scores ... On the defensive side of the ball as a senior, recorded 57 tackles, seven interceptions and 11 pass deflections ... Also returned 10 kicks for 371 yards (37.1 avg.) and a touchdown, and 12 punts for 422 yards (35.2 avg.) and two scores ... Picked up the Orange County Register Offensive Player of the Week accolades on Sept. 17, 2018 ... Also was named a scholar-athlete by the National Football Foundation ... Set a school record in the

triple jump (39-0) and ran a leg of the school-record 4x100 relay (44.98) ... Was a four-year scholar athlete in both football and track & field.

PERSONAL

Davaughn Alton Celestine was born June 19, 2001, in Santa Ana, Calif. ... Son of Donnifer and Ivanoe Celestine ... Older brother, Donnelius, was on the track & field team at Chapman Univ. ... Is majoring in kinesiology with an emphasis as a fitness specialist.

61 → Brandon Crenshaw-Dickson



- ◆ Offensive Line
- ◆ Freshman - Redshirt, 6-6, 320
- ◆ Inglewood, Calif.
- ◆ Narbonne High

Played his prep ball at Narbonne High with fellow 2019 signee Brionne Penny.

◆ 2019 SDSU Offensive Scout Player of the Year

Physical offensive lineman, who continues to improve his technique ... Enters the 2020 season as the backup left tackle to senior

Kyle Spalding.

REDSHIRT SEASON (2019)

Redshirted his first season at San Diego State, where he was named the SDSU Offensive Scout Player of the Year.

HIGH SCHOOL

Joins the Aztecs with from Narbonne High School ... Helped lead the Gauchos to a 10-4 record in 2018 ... According to MaxPreps, finished with 12 pancake blocks in 2018 ... A three-star recruit by ESPN and 247sports, and a two-star prospect by Rivals ... Received a scout grade of 81 by 247sports and 73 by ESPN.

PERSONAL

Brandon Crenshaw-Dickson was born Feb. 22, 2001, in Torrance, Calif. ... Son of Monica Barrett ... Picked the Aztecs over an offer from Arizona State ... Is majoring in business administration.

81 → Ethan Dedeaux



- ◆ Wide Receiver
- ◆ Sophomore - 1 Letter, 5-9, 185
- ◆ Las Vegas, Nev.
- ◆ Liberty High

Recorded his first and only career touchdown in front of his hometown of Las Vegas, Nev., on Oct. 26, 2019 at UNLV.

Pronounced DAY-doh ... Excellent route-runner with great hands ... Will be expected to log snaps as a receiver and also plays on special teams ... Enters the season as the projected 'H' receiver.

SOPHOMORE SEASON (2019)

Played in 11 games with two starts ... Had seven catches for 121 yards (17.3 avg.) with a 49-yard touchdown ... The 49-yard touchdown was tied for the longest pass play by the Aztecs on the season ... Also had a 14-yard kick return and two rushes for 4 yards

Dedeaux' Career Game-By-Game

FRESHMAN SEASON - 2018 GAME-BY-GAME

Date	Opponent	GP	GS	No.	Yds.	Avg.	Lg.	TD	TD Lengths
A.31	at No. 13/13 Stanford	1	1	3	21	7.0	9	0	
S.8	Sacramento State	1	1	6	90	15.0	27	0	
S.15	No. 23/25 Arizona State	1	1	2	30	15.0	15	0	
S.22	Eastern Michigan	1	1	2	20	10.0	11	0	
O.6	at rv/No. 24 Boise State*	1	1	0	0	0.0	0	0	
O.12	Air Force*	--- Did Not Play - Injury ---							
O.20	San José State*	--- Did Not Play - Personal ---							
O.27	at Nevada*	--- Did Not Play - Personal ---							
N.3	at New Mexico*	1	0	2	38	19.0	29	0	
N.10	UNLV*	1	1	7	63	9.0	46	0	
N.17	at Fresno State*	1	1	0	0	0.0	0	0	
N.24	Hawai'i*	1	1	0	0	0.0	0	0	
D.19	vs. Ohio#	1	0	0	0	0.0	0	0	
2018 SEASON TOTALS		10	8	22	262	11.9	46	0	

(2.0 avg.) ... Started for the ninth time of his career in the opener against Weber State, where he had an 8-yard reception ... Came of the bench to play 31 snaps at UCLA without recording a stat ... Played 18 snaps off the bench at New Mexico State without

recording an offensive stat ... Did return a kickoff for 14 yards ... Logged the start vs. Utah State, making two catches for 18 yards (9.0 avg.) with a long of 12 yards over 56 snaps ... Played 10 statless snaps off the bench at Colorado State ... Missed the

At A Glance

► Had 22 catches for 262 yards (11.9 avg.) in 2018 as a redshirt freshman.

► Has started 10 of the 21 games he has appeared in over his two seasons.

► Caught a career-long 49-yard pass for a touchdown at UNLV on Oct. 26, 2019 in his first collegiate game in front of his hometown of Las Vegas, Nev.



Ethan Dedeaux - Inside The Numbers

MOST RECEIVING YARDS BY AN AZTEC FRESHMAN SINCE 1996 / GAME

Rk.	Name	Opponent	Date	Receptions	Yards
1.	Jesse Matthews	Fresno State	Nov. 15, 2019	8	119
2.	Jesse Matthews	vs. Central Michigan	Dec. 21, 2019	3	111
3.	▶ Ethan Dedeaux	Sacramento State	Sept. 8, 2018	6	90
4.	Jesse Matthews	Brigham Young	Nov. 30, 2019	4	78
5.	Michael Franklin	at Wyoming	Oct. 19, 2002	8	75

SOPHOMORE SEASON - 2019 GAME-BY-GAME

Date	Opponent	GP	GS	No.	Yds.	Avg.	Lg.	TD	TD Lengths
A.31	Weber State	1	1	1	8	8.0	8	0	
S.7	at UCLA	1	0	0	0	0.0	0	0	
S.14	at New Mexico State	1	0	0	0	0.0	0	0	
S.21	Utah State*	1	1	2	18	9.0	12	0	
O.5	at Colorado State*	1	0	0	0	0.0	0	0	
O.12	Wyoming*	--- Did Not Play - Injury ---							
O.19	at San José State*	--- Did Not Play - Injury ---							
O.26	at UNLV*	1	0	1	49	49.0	49	1	49
N.9	Nevada*	1	0	1	23	23.0	23	0	
N.15	Fresno State*	1	0	0	0	0.0	0	0	
N.23	at Hawai'i*	1	0	1	4	4.0	4	0	
N.30	Brigham Young	1	0	0	0	0.0	0	0	
D.21	vs. Cental Michigan~	1	0	1	19	19.0	19	0	
2019 SEASON TOTALS		11	2	7	121	17.3	49	1	

*Bold indicates season high. * - Mountain West game. # - 2018 DXL Frisco Bowl (Toyota Stadium; Frisco, Texas). ~ - 2019 New Mexico Bowl (Dreamstyle Stadium; Albuquerque, N.M.).*



minus-7 yards (-1.8 avg.) ... Started his first career appearance at No. 13/13 Stanford, making three catches for 21 yards (7.0 avg.) ... Also had a 4-yard rush ... Had six receptions and 90 yards in just his second career start and game played against Sacramento State ... The six catches and 90 yards were a game high ... His 90 yards were then the most by an Aztec freshman since at least 1996 ... For his efforts, was named to the Pro Football Focus Mountain West Team of the Week ... Also returned his first career punt of five yards ... Made two catches for 30 yards (15.0 avg.) in a third straight start vs. No. 23/25 Arizona State ... Also added a 6-yard rush and returned a punt (for a 1-yard loss) ... Started for a fourth straight game vs. Eastern Michigan, recording two catches for 20 yards (10.0 avg.) with a long of 11 yards ... Also returned one punt for two yards ... Started at rv/No. 24 Boise State without recording a stat ... Exited the game early after a shoulder injury suffered on a punt return and fumble ... Did not play against Air Force because of the shoulder injury, and missed the next two because of personal reasons ... Returned to log 16 snaps at New Mexico, making two catches for 38 yards (19.0 avg.) ... Had a big game in a start vs. UNLV, making a career-high and game-high seven receptions for 63 yards (9.0 avg.) ... The seven catches were tied for the second most in a game during the Jeff Horton offensive coordinator era (since 2015) ... Started at Fresno State and again vs. Hawai'i, but did not find the stat sheet ... Came off the bench for 26 statless snaps vs. Ohio in the DXL Ohio Bowl.

safety and even quarterback ... Helped lead Liberty to a 43-11 record over the four years, including a 17-1 mark in league action ... According to MaxPreps, amassed 2,843 receiving yards on 138 catches (20.6 avg.) and 34 touchdowns over his final three seasons, while adding 590 rushing yards on 69 attempts (8.6 avg.) and 14 additional scores ... Best season was his senior year in 2016 when he had 59 catches for 1,162 yards (19.7 ag.) and 15 touchdowns, while rushing for 280 yards and eight touchdowns on 32 carries (8.8 avg.) ... Also was 9-for-10 for 27 yards as a quarterback as a junior in 2015 ... Recorded 110 tackles, 11 interceptions, 28 pass deflections, one forced fumble and a fumble recovery over his four-year career ... Also returned 36 kicks for 1,030 yards (28.6 avg.) and three touchdowns over his career to go along with nine punt returns for 100 yards (11.1 avg.) ... Altogether had 54 touchdowns in 54 games over his career, including 23 as a senior ... Was a three-time all-state selection and a three-time all-league pick ... Was a three-star recruit by Rivals (wide receiver) and ESPN (athlete), and a two-star recruit by 247sports and Scout (cornerback) ... 247sports graded him out at 79 ... Received a grade of 71 by ESPN, where he is also rated as the 14th-best recruit in the state of Nevada ... Also ran track at Liberty High School ... Was on the school's dean's list and was a student of the month.

Wyoming game with an injury ... Also missed the San José State game ... Returned to play in front of his hometown at UNLV, recording a 49-yard touchdown catch in 21 snaps off the bench ... The touchdown was the first of his career ... The 49-yard catch was a career long and then tied SDSU's longest pass play this season ... Made a 23-yard catch in 15 snaps off the bench against Nevada ... Logged four statless snaps vs. Fresno State ... Had a 4-yard catch in 23 snaps off the bench at Hawai'i ... Did not record a stat in 14 snaps against Brigham Young ... Made a 19-yard catch and had a 6-yard rush in 14

offensive snaps against Central Michigan in the New Mexico Bowl before exiting the game after a targeting play.

FRESHMAN SEASON (2018)

Started eight of the 10 times he played on the season ... Started the team's first five games, missing the next three (one with injury, two because of personal reasons), before returning to play at New Mexico and starting three of the final four games ... Had 22 catches for 262 yards (11.9 avg.) with a long of 46 yards ... Also had four rushes for 13 yards (3.2 avg.) and four punt returns for

PERSONAL

Ethan Miles Dedeaux was born Oct. 14, 1998, in West Hills, Calif. ... Son of Jon Dedeaux ... Picked the Aztecs over offers from Hawai'i, UNLV, Idaho, Northern Arizona and Adams State ... Is majoring in interdisciplinary studies.

REDSHIRT SEASON (2017)

Redshirted his first season at SDSU.

HIGH SCHOOL

Four-year letter winner at Liberty High School in Las Vegas ... Did a little bit of everything for the Patriots, logging time as a wide receiver, running back, cornerback,

SINGLE-GAME BESTS

Career Highs: Receptions: 7 vs. UNLV (11/10/18); Receiving Yards: 90 vs. Sacramento State (9/8/18); Touchdown Receptions: 1 at UNLV (10/26/19); Long Reception:



Dedeaux' Career Statistics

Receiving Season	GP	GS	Rec.	Yds.	Avg.	Long	TD
2018	10	8	22	262	11.9	46	0
2019	11	2	7	121	17.3	49	1
Career	21	10	29	383	13.2	49	1

49 at UNLV (10/26/19); **Carries:** 1, six times; **Rushing Yards:** 6 vs. Central Michigan (12/21/19), vs. No. 23/25 Arizona State (9/15/18); **Long Rush:** 6 vs. Central Michigan (12/21/19), vs. No. 23/25 Arizona State (9/15/18); **Kick Returns:** 1 at New Mexico State (9/14/19); **Kick Return Yards:** 14 at New Mexico State (9/14/19); **Long Kick Re-**

turn: 14 at New Mexico State (9/14/19); **Punt Returns:** 1, four times; **Punt Return Yards:** 5 vs. Sacramento State (9/8/18); **Long Punt Return:** 5 vs. Sacramento State (9/8/18); **All-Purpose Yards:** 95 vs. Sacramento State (9/8/18); **Total Touchdowns:** 1 at UNLV (10/26/19).

41 → David Delgado



- ◆ Kicker
- ◆ Freshman - Redshirt, 5-10, 165
- ◆ San Diego, Calif.
- ◆ Hilltop High

Accurate kicker, who joined the Aztecs in the spring of 2019 ... Adds depth behind 2019 all-Mountain West selection Matt Araiza.

HIGH SCHOOL

Received two letters at nearby Hilltop High School in Chula Vista, Calif., under former Aztec quarterback Drew Westling ... Helped the Lancers to a pair of league titles, going undefeated each season ... Was the team's special teams MVP as a senior ... According to MaxPreps, was 7-for-12 (.583) in field goal attempts and 43-for-48 (.896) in PATs ... Also was the team's punter as a senior, punting

40 times with a long of 51 yards ... Also won awards while playing on Hilltop High's soccer (coach's award) and volleyball (team leader) team ... A scholar-athlete.

PERSONAL

David Delgado was born Nov. 9, 2001, in San Diego ... Son of Alejandra Delgado ... A criminal justice major with plans to join the California Highway Patrol.

45 → Wyatt Draeger



- ◆ Defensive Line
- ◆ Freshman - Redshirt, 6-4, 255
- ◆ Reno, Nev.
- ◆ Reno High

Young, physical lineman who is coming off a redshirt season ... Enters the 2020 campaign fourth on the depth chart at one of the two defense end positions.

REDSHIRT SEASON (2019)

Redshirted his first season at SDSU.

HIGH SCHOOL

Earned three letters at Reno High in Reno, Nev. ... Received all-state honorable mention accolades, playing defensive end, fullback and some tight end ... Also was a Northern 4A all-region pick on defense ... A three-star

recruit by 247sports and a two-star recruit by Rivals ... Ranked as the 19th-best recruit in the state of Nevada by 247sports.

PERSONAL

Wyatt Alan Draeger was born March 25, 2001, in Reno, Nev. ... Son of Jeff and Lena Draeger ... Picked the Aztecs over offers from Fresno State, Idaho, Montana State and Southern Oregon, according to Rivals ... Is majoring in kinesiology with an emphasis in pre-physical therapy.

73 → William Dunkle



- ◆ Offensive Line
- ◆ Sophomore - 1 Letter, 6-5, 330
- ◆ Chula Vista, Calif.
- ◆ Eastlake High

Was the only freshman offensive lineman to make the 2019 all-MW team, earning honorable-mention honors.

◆ 2019 Hon. Mention All-Mountain West

Big body, who continues to improve his technique ... Entered the 2019 season as the projected starting right guard despite not having played in a collegiate game ... Enters the 2020 season once again as the projected starting right guard.

SOPHOMORE SEASON (2020)

Has been named a preseason all-Mountain West first-team selection by College Football News ... Also is a third-team pick by Athlon Sports and a fourth-team selection by Phil Steele Magazine ... Has been chosen

as "SDSU's best offensive player" by College Football News and "One of SDSU's five-best returning players" by ESPN.

FRESHMAN SEASON (2019)

Was named a honorable-mention all-Mountain West selection by the league's coaches and media, and landed on the Pro Football Focus Mountain West Team of the Year as an honorable-mention pick ... Started 12 games at right guard and played in all 13 on the season ... Was named to the Pro Football Focus Mountain West Team of the Week three times ... Graded out as the No. 4 offensive guard in the MW by Pro Football

William Dunkle - Inside The Numbers

AZTEC FRESHMEN OFFENSIVE LINE ALL-MOUNTAIN WEST PICKS IN LEAGUE HISTORY / SINCE 1999

Name	Year	Team
▶ William Dunkle	2019	HM
Keith Ismael	2017	2nd
Tyler Roemer	2017	2nd

AZTEC FRESHMEN ALL-MOUNTAIN WEST PICKS IN LEAGUE HISTORY / SINCE 1999

Name	Pos.	Year	Team
▶ William Dunkle	OL	2019	HM
Cameron Thomas	DL	2019	1st
Matt Ariaza	K	2019	HM
Keith Ismael	OL	2017	2nd
Tyler Roemer	OL	2017	2nd
Tariq Thompson	DB	2017	2nd
Ronnie Hillman	RB	2010	1st
Gavin Escobar	TE	2010	2nd
Atiyah Henderson	RB	2006	HM
Lynell Hamilton	RB	2003	1st
Kirk Morrison	LB	2001	HM

Dunkle's Career Game-By-Game

FRESHMAN SEASON - 2019 G-x-G

Date	Opponent	GP	GS/POS
A.31	Weber State	1	RG
S.7	at UCLA	1	RG
S.14	at New Mexico State	1	
S.21	Utah State*	1	RG
O.5	at Colorado State*	1	RG
O.12	Wyoming*	1	RG
O.19	at San José State*	1	RG
O.26	at UNLV*	1	RG
N.9	Nevada*	1	RG
N.15	Fresno State*	1	RG
N.23	at Hawaii**	1	RG
N.30	Brigham Young	1	RG
D.21	vs. Central Michigan~	1	RG
2019 SEASON TOTALS		13	12

* - Mountain West game. ~ - 2019 New Mexico Bowl (Dreamstyle Stadium; Albuquerque, N.M.).



At A Glance

▶ Nephew of Freddy Dunkle, who was a four-year letter winner with the Aztecs from 2004-07, registering 36 tackles and a forced fumble as a linebacker and special teams player.

▶ As a redshirt freshman in 2019 was one of three SDSU offensive linemen to earn all-Mountain West accolades, joining current Washington Redskin Keith Ismael (first team) and Baltimore Raven Daishawn Dixon (second team) when he was an honorable-mention selection.

▶ Excluding kickers, joined teammate Cameron Thomas (first team at DT) and Boise State's George Holani (second team at RB) as the only freshmen on the 2019 all-Mountain West team.

Focus ... Started for the first time of his career in his first career game vs. Weber State, grading out as the highest on the Aztec offense (4.3) by Pro Football Focus and the 10th-best mark in the country for the first week ... **For his efforts, was named to the Pro Football Focus Mountain West Team of the Week** ... Started again the following week at UCLA, playing 55 of 84 snaps ... Came off the bench at New Mexico State, playing 28 snaps ... Started and played all 84 snaps vs. Utah State ... Started again at Colorado State, **where he was named to the**

Pro Football Focus Mountain West Team of the Week ... Also started and played every offensive snap vs. Wyoming and at San José State ... Earned the start at UNLV, **where he was named to the Pro Football Focus Mountain West Team of the Week for the third time on the year** ... Also started vs. Nevada, against Fresno State, at Hawai'i, against Brigham Young and vs. Central Michigan in the New Mexico Bowl.

REDSHIRT SEASON (2018)
Utilized his redshirt season.

HIGH SCHOOL
A three-year letter winner and two-time captain at nearby Eastlake High School in Chula Vista, Calif. ... Led the Titans to a 10-3 record in 2017 after finishing just 2-9 the previous year ... Team was the runner-up at CIFs in 2017 ... Was a three-time all-league selection and an all-CIF honoree ... Also was a three-star offensive lineman ... Was a three-star recruit by 247sports and a two-star recruit by Rivals.

PERSONAL
William Anthony Dunkle was born Dec. 30, 1999, in San Ysidro, Calif. ... Son of Jess Gonzales ... According to Rivals, also received scholarship offers from UCF, Fresno State, Colorado State, Utah State, Illinois, UNLV, UTEP and South Dakota ... Nephew of Freddie Dunkle, who played at San Diego State from 2004-07 ... Undecided on a major.



Dunkle's Career Statistics

Season	GP	GS
2019	13	12
Career	13	12

87 → Koby Duru



- ♦ Wide Receiver
- ♦ Junior - Squad, 6-2, 210
- ♦ La Puente, Calif.
- ♦ Bishop Amat High/Montana State

Pronounced DUH-rew ... Looks to see playing time this year after joining the program for the 2019 fall camp ... Enters the season third on the depth chart at the 'Z' receiver.

SOPHOMORE SEASON (2019)
Did not play during the 2019 season.

AT MONTANA STATE (2018)
Did not play while at Montana State, but was an all-academic pick and on the honor roll.

HIGH SCHOOL
Earned two letters at Bishop Amat Memorial

High School in La Puente, Calif. ... According to MaxPreps, caught 23 passes for 370 yards and six touchdowns as a senior ... Also returned eight kicks for 237 yards (29.6 avg.) ... Also played basketball and competed in track & field early on in high school.

PERSONAL
Kobinname Duru was born March 14, 2000, in Long Beach, Calif. ... Son of Chika and Jjeoma Duru ... Is majoring in communications.



39 → Garret Fountain



- ◆ Linebacker
- ◆ Freshman - Redshirt, 6-4, 240
- ◆ Turlock, Calif.
- ◆ Turlock High

◆ 2019 SDSU Special Teams Scout Player of the Year

Athletic linebacker, who continues to get bigger in the weight room ... Saw action in four games last year on special teams, before

Fountain's Career Statistics

Season	GP	GS	UA	A	TT	TFL	Sk	Int.	PBU	FF	FR
2019	4	0	0	0	0	0.0	0.0	0	0	0	0
Career	4	0	0	0	0	0.0	0.0	0	0	0	0

85 → Nolan Givan



- ◆ Tight End
- ◆ Senior - Transfer, 6-3, 260
- ◆ Berkley, Mich.
- ◆ Berkley High/Ball State

Had 51 catches for 352 yards and six touchdowns at Ball State from 2017-19.

At A Glance

► Graduated from Ball State in fall 2019 with a degree in professional selling.

► Joined San Diego State in the spring of 2020, now working on a masters degree in liberal arts.

► Had an 8-yard touchdown catch in his first career game at Illinois on Sept. 2, 2017.

Physical body, who came to SDSU in the spring from Ball State ... Instantly becomes the most experienced Aztec tight end with 22 games started and 36 career games played ... Enters the 2020 campaign as the projected starting 'H' tight end ... Has the most touchdown receptions (6) of any active Aztec.

AT BALL STATE (2016-19)

Played in all 36 games while at Ball State from 2017-19, starting 22 times a tight end ... Totaled 51 catches for 352 yards (6.9 avg.) with six touchdowns for his career ...

2019: Played in all 12 games once again as a junior in 2019, starting the final seven contests of the season ... Had 12 catches for 92 yards (7.7 avg.) ... Had three catches for 22 yards (7.3 avg.) vs. Fordham ... Added another three grabs for 23 yards at North Carolina State ... Finished his Ball State career with three catches for 24 yards vs. Miami (OH) ... **2018:** Had 14 catches for 101 yards and two touchdowns as a sophomore, starting eight and playing in all 12 games ... The 14 receptions were the most by a Ball State tight end ... Started out the season with three catches for 36 yards (12.0 avg.) vs. Central Connecticut, including a 20-yard touchdown ... Had a 10-yard touchdown at No. 8/8 Notre Dame ... Made a 16-yard grab vs. Kent State ... Had two catches for 14 yards vs. Toledo and a 15-yard reception vs. Miami (OH) ... **2017:** Had 25 catches for 159 yards (6.4 avg.) and a team-high four touchdown receptions as a freshman in 2017 ... Also was third on the team in both receptions (25) and receiving yards (159) ... Played in all 12 games with seven starts ... Made at least one catch in 11 of 12 games ... Registered three catches for 22 yards, including an 8-yard touchdown reception in his first career

shutting down the season for a redshirt year ... Enters 2020 second on the depth chart at the "Sam" linebacker behind junior Caden McDonald.

REDSHIRT SEASON (2019)

Played in each of the first four games - vs. Weber State, at UCLA, at New Mexico State and vs. Utah State - on special teams - without recording a stat ... Did not play the rest of the season, using his redshirt campaign ... Was chosen as the team's special teams scout player of the year.

HIGH SCHOOL

Lettered at Turlock High School in Turlock, Calif. ... Led the Bulldogs to a 5-0 Central California Conference record as a senior and a league championship ... Had 46 tackles and 8.5 tackles for loss in 2018 according to MaxPreps ... Also scored a pair of touchdowns on offense ... Was a two-star recruit by 247sports ... Received a grade of 78 from

247sports ... Was also a member of the baseball team at Turlock High.

PERSONAL

Garret James Fountain was born Dec. 15, 2000, in Modesto, Calif. ... Also was considering Sacramento State and UC Davis in the recruiting process ... Son of Jerry and Karen Fountain ... Is undecided on a major.

Givan's Career Game-By-Game

FRESHMAN SEASON - 2017 GAME-BY-GAME

Date	Opponent	GP	GS	No.	Yds.	Avg.	Lg.	TD	TD Lengths
S.2	at Illinois	1	1	3	22	7.3	9	1	8
S.9	UAB	1	0	2	6	3.0	4	0	
S.16	Tennessee Tech	1	1	3	16	5.3	8	1	3
S.23	at Western Kentucky	1	0	1	17	17.0	17	0	
S.30	at Western Michigan\$	1	1	1	5	5.0	5	0	
O.7	at Akron\$	1	1	4	39	9.8	19	0	
O.21	Central Michigan\$	1	0	3	25	8.7	12	0	
O.26	Toledo\$	1	1	4	7	1.8	5	0	
N.2	at Eastern Michigan\$	1	0	2	7	3.5	4	1	4
N.9	at Northern Illinois\$	1	1	0	0	0.0	0	0	
N.16	Buffalo\$	1	1	1	11	11.0	11	1	11
N.21	Miami (OH)\$	1	0	1	4	4.0	4	0	
2017 SEASON TOTALS		12	7	25	159	6.4	19	4	

SOPHOMORE SEASON - 2018 GAME-BY-GAME

Date	Opponent	GP	GS	No.	Yds.	Avg.	Lg.	TD	TD Lengths
A.30	Central Connecticut	1	1	3	36	12.0	20	1	20
S.8	at No. 8/8 Notre Dame	1	1	2	7	3.5	10	1	10
S.17	at Indiana	1	1	1	7	7.0	7	0	
S.22	Western Kentucky	1	1	0	0	0.0	0	0	
S.29	Kent State\$	1	0	1	16	16.0	16	0	
O.6	Northern Illinois\$	1	1	3	7	2.3	9	0	
O.13	at Central Michigan\$	1	1	0	0	0.0	0	0	
O.20	Eastern Michigan\$	1	0	1	-1	-1.0	0	0	
O.25	at Ohio\$	1	1	0	0	0.0	0	0	
O.31	at Toledo\$	1	0	2	14	7.0	8	0	
N.13	Western Michigan\$	1	1	0	0	0.0	0	0	
N.20	Miami (OH)\$	1	0	1	15	15.0	15	0	
2018 SEASON TOTALS		12	8	14	101	7.2	20	2	

game (and start) at Illinois ... Had another three catches for 16 yards and a 3-yard touchdown in his next start vs. Tennessee Tech ... Recorded a career-high four catches for 39 yards (9.8 avg.) at Akron ... Had three receptions for 25 yards (8.7 avg.) vs. Central

Michigan ... Had another four catches vs. Toledo ... Had a 4-yard touchdown at Eastern Michigan ... Made an 11-yard touchdown grab vs. Buffalo ... **2016:** Redshirted his first season at Ball State.



JUNIOR SEASON - 2019 GAME-BY-GAME									
Date	Opponent	GP	GS	No.	Yds.	Avg.	Lg.	TD	TD Lengths
A.31	vs. Indiana%	1	0	1	9	9.0	9	0	
S.7	Fordham	1	0	3	22	7.3	14	0	
S.14	Florida Atlantic	1	0	0	0	0.0	0	0	
S.21	at North Carolina State	1	0	3	23	7.7	11	0	
O.5	at Northern Illinois\$	1	0	0	0	0.0	0	0	
O.12	at Eastern Michigan\$	1	1	0	0	0.0	0	0	
O.19	Toledo\$	1	1	0	0	0.0	0	0	
O.26	Ohio\$	1	1	0	0	0.0	0	0	
N.5	at Western Michigan\$	1	1	1	5	5.0	5	0	
N.16	Central Michigan\$	1	1	0	0	0.0	0	0	
N.23	at Kent State\$	1	1	1	9	9.0	9	0	
N.29	Miami (OH)\$	1	1	3	24	8.0	13	0	
2019 SEASON TOTALS		12	7	12	92	7.7	14	0	

Bold indicates season high. \$ - Mid-American Conference (MAC) game. % - Lucas Oil Stadium (Indianapolis, Ind.).

HIGH SCHOOL

Earned three letters at Berkley High in Berkley, Mich. ... Helped the Bears win the 2015 district championship and reach the regional finals, both first in school history ... Helped BHS to back-to-back 9-3 finishes over his final two seasons (2014-15) ... Was a two-time all-state honorable-mention selection and a two-time first-team all-conference pick ... Also earned a spot on the all-county dream team ... Was a team captain as a senior ... Set a school record for receiving yards and touchdowns scored (5) in a single game ... As a senior totaled 46 catches for 1,028 yards and 17 touchdowns ... Also tallied six rushing scores and two defensive touchdowns ... On defense recorded 78 tackles, 11 tackles for loss and six fumble recoveries ... Earned the team's leadership award ... Was a two-star recruit by Rivals ... Also was a scholar-athlete.

Is working on a masters degree at San Diego State in liberal arts.

SINGLE-GAME BESTS

Career Highs: **Receptions:** 4 vs. Toledo (10/26/17), at Akron (10/7/17); **Receiving Yards:** 39 at Akron (10/7/17); **Touchdown Receptions:** 1, six times; **Long Reception:** 20 vs. Central Connecticut (8/30/18); **Tackles:** 1 at North Carolina State (9/21/19), vs. Miami (OH) (11/21/17).

PERSONAL

Nolan Nicholas Givan was born Dec. 28, 1997, in Royal Oak, Mich. ... Son of Debra Pagel ... Originally picked Ball State out of high school over offers from Army West Point, Temple, Austin Peay, Fordham, Illinois State, Lafayette, Princeton, Southern Illinois and Youngstown State ... Earned a bachelor's degree in professional selling at Ball State at the end of the 2019 fall semester ...

◆ 2017 MW Fall All-Academic Team

Athletic, versatile offensive lineman who worked himself into the two-deep for his true freshman season in 2017 ... Then started eight times in 2018, battling various leg injuries throughout the season ... Was expected to redshirt in 2019 after playing in his minimum of four games, but had to start for an injured Daishawn Dixon at Hawai'i, losing his redshirt campaign ... Enters the 2020 season as the projected starting center.

... Did not play in the opener vs. Weber State ... Came off the bench at UCLA to play 29 snaps at right guard ... Earned the start at right guard at New Mexico State, playing 28 snaps ... Did not play vs. Utah State or at Colorado State ... Played on special teams snap on the PAT unit vs. Wyoming ... Played one offensive snap at San José State ... Did not play vs. UNLV, Nevada or Fresno State ... Started at left guard at Hawai'i and played 33 snaps ... Did not play against Brigham Young ... Logged 40 snaps off the bench against Central Michigan in the New Mexico Bowl.

JUNIOR SEASON (2019)

Played in six of the team's 13 games, starting once at right guard and once at left guard

Givan's Career Statistics

Receiving	* - at Ball State						
Season	GP	GS	Rec.	Yds.	Avg.	Long	TD
2017*	12	7	25	159	6.4	19	4
2018*	12	8	14	101	7.2	20	2
2019*	12	7	12	92	7.7	14	0
Career	36	22	51	352	6.9	20	4

56 → Dominic Gudino



- ◆ Offensive Line
- ◆ Senior - 3 Letters, 6-3, 300
- ◆ Chula Vista, Calif.
- ◆ Olympian High

Has 16 career starts on the offensive line, the most of any returning Aztec.



At A Glance

► Out of his 16 career starts, 10 have come at center, five at right guard and three at left guard.

► Played in eight games with six starts as a true freshman in 2017.

► Made his first career start on Sept. 30, 2017, the first Aztec true freshman to start on offense since future NFL fullback Nick Bawden started at fullback at Fresno State on Oct. 3, 2013.

► Was a Blue-Grey All-American at Olympian High School in nearby Chula Vista, Calif.

Sacramento State while nursing an ankle injury ... Came in to relieve an injured Zachary Thomas at right guard against No. 23/25 Arizona State, playing 70 snaps ... Did not play against Eastern Michigan or at rv/No. 24 Boise State ... Started again at center vs. Air Force and vs. San José State ... Moved to right guard for a start at Nevada ... Started at right guard at New Mexico, but only played 13 snaps before leaving the game and not returning with an injury ... Missed the UNLV game with the injury ... Returned to start at center at Fresno State ... Started at right guard vs. Hawai'i ... Started at center vs. Ohio in the DXL Frisco Bowl.

FRESHMAN (TRUE) SEASON (2017)

Played in eight games last year with six starts ... Was on the travel roster for each of

Dominic Gudino - Inside The Numbers

NUMBER OF STARTS BY RETURNING AZTEC OFFENSIVE LINEMEN

Pl.	Name	2020 Year	GP	GS
1.	► Dominic Gudino	Sr.	24	16
2.	Kyle Spalding	Sr.	29	14
3.	William Dunkle	So.	13	12
4.	Zachary Thomas	Sr.	28	11
5.	Jacob Capra	Sr.	28	7

week at center at San José State, again vs. Nevada and New Mexico ... Came off the bench to play 32 snaps against Army West Point in the Armed Forces Bowl.



SOPHOMORE SEASON (2018)

Played in 10 of the team's 13 games, starting eight times, including five games at center and three at right guard ... Started the opener at No. 13/13 Stanford at center ... Played nine snaps in a reserve role vs.

the first four games of the season, but did not play ... Started the fifth game against Northern Illinois in his first career appearance with senior starter Antonio Rosales deemed not able to play with an ankle injury ... Was the first Aztec true freshman to start offense since future fullback Nick Bawden started at quarterback at Fresno State on Oct. 3, 2013 ... Played off the bench at UNLV ... Did not play vs. Boise State ... Earned the start at center for the first time of his career against Fresno State with Rosales still not fully healthy (Keith Ismael moved to right guard) ... Also started at center at Hawai'i and made a tackle on a Christian Chapman interception ... Started for the third straight

HIGH SCHOOL

Won three varsity letters at Olympian High School in Chula Vista, Calif. ... Played on both sides of the line of scrimmage during his prep career, posting 97 tackles (71 solos) and 12.0 tackles for loss, according to MaxPreps ... Helped Olympian High reach the CIF San Diego Section Division II playoffs all four years, including a title game appearance during his senior campaign ... Was first-team all-league and first-team all-CIF ... Was a Blue-Grey All-American ... Captained Olympian High School for two years ... Also was on the Union-Tribune All-Academic Team for three years ... A three-star recruit by ESPN, 247sports and Scout ... Received a grade of 83 by 247sports and a 73 by ESPN ... Listed fifth among center prospects in both California and the West to go with a No. 22 national ranking, according to Scout ... Was also rated 14th nationally at his position by ESPN ... Also threw the shot put and discus on the track & field team.

PERSONAL

Dominic Angelo Gudino was born May 21, 1999, in San Diego ... Son of Tony and Aida Gudino ... Originally committed to Nevada and also drew interest from Utah, Arizona, Oregon State, Colorado State, Army West Point, New Mexico, Utah State and San José State during the recruiting process ... Is majoring in interdisciplinary studies.

Gudino's Career Game-By-Game

FRESHMAN (TRUE) SEASON - 2017 G-x-G

Date	Opponent	GP	GS/POS
S.2	UC Davis		-DNP-
S.9	at Arizona State		-DNP-
S.16	No. 19/19 Stanford		-DNP-
S.23	at Air Force*		-DNP-
S.30	Northern Illinois	1	RG
O.7	UNLV*	1	
O.14	Boise State*		-DNP-
O.21	Fresno State*	1	C
O.28	at Hawai'i*	1	C
N.4	at San José State*	1	C
N.18	Nevada*	1	C
N.24	New Mexico*	1	C
D.23	vs. Army West Point*	1	
2017 SEASON TOTALS		8	6

SOPHOMORE SEASON - 2018 G-x-G

Date	Opponent	GP	GS/POS
A.3	at No. 13/13 Stanford	1	C
S.8	Sacramento State	1	
S.15	No. 23/25 Arizona State	1	
S.22	Eastern Michigan		-DNP - Inj.-
O.6	at rv/No. 24 Boise State*		-DNP-
O.12	Air Force*	1	C
O.20	San José State*	1	C
O.27	at Nevada*	1	RG
N.3	at New Mexico*	1	RG
N.10	UNLV*		-DNP - Inj.-
N.17	at Fresno State*	1	C
N.24	Hawai'i*	1	RG
D.19	vs. Ohio#	1	C
2018 SEASON TOTALS		10	8

JUNIOR SEASON - 2019 G-x-G

Date	Opponent	GP	GS/POS
A.31	Weber State		-DNP-
S.7	at UCLA	1	
S.14	at New Mexico State	1	RG
S.21	Utah State*		-DNP-
O.5	at Colorado State*		-DNP-
O.12	Wyoming*	1	
O.19	at San José State*	1	
O.26	at UNLV*		-DNP-
N.9	Nevada*		-DNP-
N.15	Fresno State*		-DNP-
N.23	at Hawai'i*	1	LG
N.30	Brigham Young		-DNP-
D.21	vs. Central Michigan~	1	
2019 SEASON TOTALS		6	2

* - Mountain West game. + - 2017 Lockheed Martin Armed Forces Bowl (Amon Carter Stadium; Fort Worth, Texas). # - 2018 DXL Frisco Bowl (Toyota Stadium; Frisco, Texas). ~ - 2019 New Mexico Bowl (Dreamstyle Stadium; Albuquerque, N.M.).

Gudino's Career Statistics

Season	GP	GS
2017	8	6
2018	10	8
2019	6	2
Career	24	16



23 → Darren Hall



- ◆ Cornerback
- ◆ Junior - 2 Letters, 6-0, 190
- ◆ Pasadena, Calif.
- ◆ Rancho Cucamonga High

Was named the Mountain West Defensive Player of the Week twice in 2018 before he even made his first career start.

- ◆ 2019 Hon. Mention All-Mountain West
- ◆ 2018 SDSU Co-Outstanding Freshman Award
- ◆ Two-time MW Defensive Player of the Week
 - Sept. 24, 2018 for game vs. EMU
 - Oct. 8, 2018 for game at rv/No. 24 BSU
- ◆ Two-time MW Fall All-Academic Team (2018-19)

backs have nine defensive snaps).

JUNIOR SEASON (2020)

Was named to the Jim Thorpe Award Watch List, which goes out to the top defensive back in the country ... Also a preseason all-Mountain West first-team selection by MW Media, Athlon Sports, Phil Steele Magazine and College Football News ... Has been labeled as "SDSU's fifth-best defensive player" by College Football News and "One of SDSU's five-best returning players" by ESPN.

SOPHOMORE SEASON (2019)

Was named an honorable-mention all-Mountain West selection by the league's coaches and media ... Also made the Pro Football Focus Mountain West Team of the Year as a third-team pick and a Phil Steele Magazine third-team selection ... Was named a preseason third-team all-Mountain West selection by Athlon Sports ... Played in 12 of the team's 13 games, starting the final 11 ... Had 49 tackles (34 solo), 3.5 tackles for loss, 1.5 sacks, two forced fumbles, a fumble recovery returned for a touchdown, an interception and a team-high-tying 16 pass breakups ... Tied for the most pass breakups in FBS play (16), tied for sixth in pass deflections (INT + PBU) per game (1.42) and tied for 10th in total passes defended (17) ... Finished in a tie for second in SDSU single-season history with Luq Barcoo (2019) and Ron Smith (2017) in pass breakups (16), six behind Marlon Andrews (22 in 1990) ... Missed the opener with Weber State because of an injury ... Returned to play eight snaps off the bench at UCLA without recording a stat ... Earned his first start of the season at New Mexico State, playing all 70 snaps at cornerback ... Came up with three tackles (two solo), two forced fumbles and a pass breakup ... The two forced fumbles were tied with 12 others for the most in a game in school history and tied with 45 others for the second most in a FBS game in 2019 ... Tied a career high with nine tackles (seven solo), including a tackle for loss, and three pass breakups vs. Utah State in a start, playing all 77 snaps ... The three pass breakups were also a career high ... Started and played all 57 snaps at Colorado State, making four tackles (two solo), 0.5 sacks, a ca-

At A Glance

- Shared the team's outstanding freshman award with Jordan Byrd in 2018.
- Was named the Mountain West Defensive Player of the Week on Sept. 24, 2018 and Oct. 12, 2018 (SDSU was off in between) thanks to big interceptions in back-to-back snaps vs. Eastern Michigan and rv/No. 24 Boise State, becoming the first Aztec to win multiple MW Defensive Player-of-the-Week honors in the same season since Jake Fely in 2012 (Kyahva Tezino later won it twice in 2018).
- Had 16 pass breakups last year, tied with teammate Luq Barcoo for the most in FBS play and tied for the second most in SDSU single-season history.
- Tied a school single-game record with two forced fumbles at New Mexico State on Sept. 14, 2019.
- Returned a fumble for a touchdown against Central Michigan in the 2019 New Mexico Bowl, SDSU's first since Everett Beed returned one vs. Air Force on Nov. 10, 2012

Ball hawk with good instincts ... Played in two games in 2017 as a true freshman, before ultimately being shut down with an injury, redshirting the season ... Moved from safety to cornerback in the spring of 2018 ... Started the final three games of 2018 and entered the 2019 season as one of the two starting cornerbacks, but worked through an injury early ... Is slated to start at field cornerback and enters the season with 1,282 career snaps (the rest of the Aztec corner-

Hall's Career Game-By-Game

FRESHMAN (TRUE) SEASON - 2017 GAME-BY-GAME

Date	Opponent	GP	GS	UA	A	TT	TFL	Sk.	Int.	PBU	FF	FR
S.2	UC Davis	1	0	2	0	2	0.0	0.0	0	0	0	0
O.7	at UNLV*	1	0	0	0	0	0.0	0.0	0	0	0	0
2017 SEASON TOTALS		2	0	2	0	2	0.0	0.0	0	0	0	0

FRESHMAN SEASON - 2018 GAME-BY-GAME

Date	Opponent	GP	GS	UA	A	TT	TFL	Sk.	Int.	PBU	FF	FR
A.31	at No. 13/13 Stanford	--- Did Not Play ---										
S.8	Sacramento State	--- Did Not Play ---										
S.15	No. 23/25 Arizona State	1	0	0	1	1	0.0	0.0	0	0	0	0
S.22	Eastern Michigan	1	0	4	0	4	0.0	0.0	1	0	0	0
O.6	at rv/No. 24 Boise State*	1	0	8	1	9	1.0	1.0	1	0	1	0
O.12	Air Force*	1	0	3	1	4	0.0	0.0	0	0	0	0
O.20	San José State*	1	0	4	1	5	0.0	0.0	0	0	0	0
O.27	at Nevada*	1	0	3	1	4	0.0	0.0	0	0	0	0
N.3	at New Mexico*	1	0	1	0	1	0.0	0.0	0	0	0	0
N.10	UNLV*	1	0	2	2	4	0.0	0.0	0	0	0	0
N.17	at Fresno State*	1	1	5	3	8	1.0	0.0	0	1	0	0
N.24	Hawai'i*	1	1	3	1	4	0.0	0.0	0	1	0	0
D.19	vs. Ohio#	1	1	1	0	1	0.0	0.0	0	1	0	0
2018 SEASON TOTALS		12	3	34	11	45	2.0	1.0	2	3	1	0

SOPHOMORE SEASON - 2019 GAME-BY-GAME

Date	Opponent	GP	GS	UA	A	TT	TFL	Sk.	Int.	PBU	FF	FR
A.31	Weber State	--- Did Not Play - Inj. ---										
S.7	at UCLA	1	0	0	0	0	0.0	0.0	0	0	0	0
S.14	at New Mexico State	1	1	2	1	3	0.0	0.0	0	1	2	0
S.21	Utah State*	1	1	7	2	9	1.0	0.0	0	3	0	0
O.5	at Colorado State*	1	1	2	2	4	1.5	0.5	0	2	0	0
O.12	Wyoming*	1	1	2	0	2	0.0	0.0	0	2	0	0
O.19	at San José State*	1	1	2	2	4	0.0	0.0	0	1	0	0
O.26	at UNLV*	1	1	3	1	4	0.0	0.0	0	2	0	0
N.9	Nevada*	1	1	1	0	1	0.0	0.0	1	1	0	0
N.15	Fresno State*	1	1	0	2	2	0.0	0.0	0	1	0	0
N.23	at Hawai'i*	1	1	5	3	8	0.0	0.0	0	1	0	0
N.30	Brigham Young	1	1	5	1	6	0.0	0.0	0	2	0	0
D.21	vs. Central Michigan~	1	1	5	1	6	1.0	1.0	0	0	0	1
2019 SEASON TOTALS		12	11	34	15	49	3.5	2.0	1	16	2	1

Bold indicates season high. * - Mountain West game. + - 2017 Lockheed Martin Armed Forces Bowl (Amon Carter Stadium; Fort Worth, Texas). # - 2018 DXL Frisco Bowl (Toyota Stadium; Frisco, Texas). ~ - 2019 New Mexico Bowl (Dreamstyle Stadium; Albuquerque, N.M.).

reer-high 1.5 tackles for loss and two pass breakups ... Registered two solo tackles and two pass breakups in a start vs. Wyoming, playing all 54 snaps and being named to the Pro Football Focus National Second Team of the Week and the Pro Football Focus Mountain West Team of the Week ... Recorded four tackles (two solo) and a pass breakup, while playing all 54 snaps at San José State while being named to the Pro Football Focus Mountain West Team of the Week ... Had four tackles (three solo), two pass breakups and a quarterback hurry in all 73 snaps at UNLV ... Had a solo tackle, an interception and a pass breakup, playing all 56 snaps vs. Nevada ... The interception was his first of the season and third of his career ... Had two tackles and a pass breakup against Fresno State, where he played all 56 snaps ... Recorded a team-high

eight tackles (five solo) with a pass breakup in a start at Hawai'i ... Led the team in tackles for the second time this season and third time of his career ... Came up with six tackles (five solo) and two pass breakups in a start vs. Brigham Young ... Had a good game vs. Central Michigan in the New Mexico Bowl, making six tackles (five solo), including a 7-yard sack (and TFL), and a 20-yard fumble return for a touchdown in all 56 snaps ... The fumble return for a touchdown was the first by an Aztec since Everett Beed against Air Force on Nov. 10, 2012 and SDSU's first defensive touchdown since Tariq Thompson's interception return vs. Northern Illinois on Sept. 30, 2017 ... The defensive touchdown was San Diego State's third in its last five bowl games (also 2015 Hawai'i Bowl and 2016 Las Vegas Bowl) ... It was also his first career fumble recovery.



Darren Hall - Inside The Numbers

MOST PASS BREAKUPS IN FBS / 2019

Pl.	Name	School	PBUs
1.	▶ Darren Hall	SDSU	16
	Luq Barcoo	SDSU	16
	Amik Robertson	La. Tech	16
4.	Zane Lewis	Air Force	15
	Charles Oliver	Texas A&M	15
	Derek Stingley	LSU	15
	Samuel Womack	Toledo	15

MOST PASS BREAKUPS BY AN SDSU PLAYER / SEASON

Pl.	Name	Year	PBUs
1.	Marlon Andrews	1990	22
2.	▶ Darren Hall	2019	16
	Luq Barcoo	2019	16
	Ron Smith	2017	16
5.	Leon McFadden	2011	15
	Terry Jackson	1977	15

NUMBER OF GAMES PLAYED AND STARTED BY AZTEC CORNERBACKS ON THE 2020 TWO-DEEP

Pl.	Name	2020 Year	GP	GS
1.	▶ Darren Hall	Jr.	26	14
2.	Cedarious Barfield	So.	9	0
3.	Eric Wilson	Sr.	6	0
4.	Noah Tumblin	RS-Fr.	0	0

FRESHMAN SEASON (2018)

Shared the team's outstanding freshman award (along with RB Jordan Byrd) ... Played in 12 games on the season, starting the final three ... Had 45 tackles (34 solo), two interceptions, two tackles for loss, a sack, three pass breakups, a forced fumble and a quarterback hurry ... Did not see time at No. 13/13 Stanford in the opener ... Logged his first snaps on special teams against Sacramento State, but did not find the stat sheet ... Played one snap on defense and on special teams vs. No. 23/25 Arizona State ... Had a breakout game against Eastern Michigan in the first significant defensive snaps of his career, recording a career-high four tackles with the first interception of his career en route to being named the MW Defensive Player of the Week ... Also made the Pro Football Focus Mountain West Team of the Week ... The interception came in overtime and allowed SDSU to kick the game-winning field goal on its ensuing drive ... Logged 43 snaps off the

bench after coming into the game with 22 career snaps (one in 2018), allowing just 21 total receiving yards on four targets (according to Pro Football Focus) ... Was named the MW Defensive Player of the Week for the second time in three weeks (SDSU was off in between) for his play at rv/No. 24 Boise State, recording game- and career-high nine tackles, leading the Aztecs for the first time of his career ... Also had an interception, while recording his first career sack, tackle for loss and forced fumble ... The interception came in the first quarter on his first defensive snap of the game (Boise State's second drive), making it two straight defensive snaps for him with an interception (five SDSU defensive snaps total dating back to the EMU game) ... The interception led to a field goal, which put SDSU on the scoreboard ... His forced fumble, sack and TFL also put Boise State out of field goal range late in the second quarter ... Played a career-high 71 snaps after entering the game with just 44 for the season and 65 for his career ... Hall became the first Aztec to win multiple MW Defensive Player-of-the-Week honors in the same season since Jake Fely in 2012 ... Made four stops (three solo) in 44 snaps against Air Force ... For his efforts, he made the Pro Football Focus Mountain West Team of the Week ... Had five tackles with a quarterback hurry in 55 snaps vs. San José State ... Came up with four tackles (three solo) in 50 snaps at Nevada ... Had a solo tackle in 38 snaps off the bench at New Mexico ... Had four stops (two solo) in 61 snaps off the bench against UNLV ... Earned his first career start at Fresno State, coming down with eight tackles (five solo), a tackle for loss and a pass breakup ... Started again vs. Hawai'i, making four tackles (three solo) with a pass breakup ... Had a solo tackle and a pass breakup in a third straight start against Ohio in the DXL Frisco Bowl.

REDSHIRT SEASON (2017)

Was one of four true freshmen who played in a game (also linebacker Andrew Aleki, right guard/center Dominic Gudino and Warrior Tariq Thompson) ... Had two tackles (both solo) in two games ... Played late against UC Davis in the opener, recording two solo tackles ... Did not play the next four games ... Played the last drive against UNLV without finding the statsheet ... Did not play vs. Boise State, against Fresno State, at Hawai'i, at San José State, vs. Nevada, vs. New Mexico or against Army West Point in the Armed Forces Bowl.



HIGH SCHOOL

Earned two letters at Rancho Cucamonga High School in Rancho Cucamonga, Calif. ... Led the Cougars to a 12-1 record last year, including a 5-0 mark in league play ... According to MaxPreps, had 95 tackles, 11 pass deflections, two forced fumbles, an interception and a fumble recovery over his two years ... Was a first-team all-league selection and a two-time all-Inland Valley pick ... Won the outstanding defensive back-of-the-year award ... Was a consensus three-star recruit by Rivals, ESPN, 247sports and Scout ... Received a grade of 85 by 247sports and a 73 by ESPN ... Labeled as the 17th-best cornerback in California by Scout ... Also on the principal honor roll and a honor roll ... Competed on the track and field team at RCHS.

PERSONAL

Darren Reginald Hall was born May 2, 2000, in Baldwin Park, Calif. ... Chose the Aztecs over Colorado, Utah, Washington State, Oregon State, Brigham Young, Colorado State, New Mexico, Hawai'i, Nevada, UNLV, San Jose State and Fresno State ... Is majoring in communication with a focus in liberal arts.

SINGLE-GAME BESTS

Career Highs: Tackles: 9 vs. Utah State (9/21/19), at rv/No. 24 Boise State (10/6/18); Tackles For Loss: 1.5 at Colorado State (10/5/19); Sacks: 1.0 vs. Central Michigan (12/21/19), at rv/No. 24 Boise State (10/6/18); Interceptions: 1 vs. Nevada (11/9/19), at rv/No. 24 Boise State (10/6/18), vs. Eastern Michigan (9/22/18); Pass Breakups: 3 vs. Utah State (9/21/19); Forced Fumbles: 2 at New Mexico State (9/14/19); Fumble Recoveries: 1 vs. Central Michigan (12/21/19); Defensive Touchdowns: 1 vs. Central Michigan (12/21/19).

Hall's Career Statistics

Season	GP	GS	UA	A	TT	TFL	Sk	Int.	PBU	FF	FR
2017	2	0	2	0	2	0.0	0.0	0	0	0	0
2018	12	3	34	11	45	2.0	1.0	2	3	1	0
2019	12	11	34	15	49	3.5	2.0	1	16	2	1
Career	26	14	70	26	96	5.5	3.0	3	19	3	1



9 → Tayler Hawkins



- ◆ Safety
- ◆ Senior - 3 Letters, 6-1, 205
- ◆ Palm Springs, Calif.
- ◆ Palm Springs High

Played his prep ball at Palm Springs High School with fellow Aztec safety Trenton Thompson.

At A Glance

▶ Has played in each of the last 36 games, dating back to 2017.

▶ Started five times each of the last two seasons (10 total) at Boundary Warrior, platooning with former high school teammate Trenton Thompson.

▶ Had career highs of 11 tackles and two tackles for loss at UCLA on Sept. 7, 2019. His second-best highs are six tackles and one tackle for loss.

▶ Helped lead Palm Springs High School to a 24-3 record over his final two seasons from 2014-15.

Athletic safety who saw action in 2017 at cornerback after redshirting in 2016 ... Was third on the depth chart at right cornerback heading into 2017, but worked himself up to the backup to senior Kameron Kelly ... Started five of the team's 13 games in 2018 at Field Warrior and another five of 13 in 2019 ... Enters the season as the backup to former high school teammate Trenton Thompson at Field Warrior ... Also a regular contributor on special teams.

JUNIOR SEASON (2019)

Started five games on the season and played in all 13 ... Had 30 tackles (18 solo), including three tackles for loss for nine yards, and a quarterback hurry ... Started the opener against Weber State at Boundary Warrior as Kyree Woods moved to cornerback with Darren Hall out with an injury ... Finished with one solo tackle ... Had arguably the best game of his career at UCLA, making a career-high 10 tackles (seven solo), including a career-high two tackles for loss ... Led the team in tackles for the first time of his career ... Had one tackle in seven snaps off the bench at New Mexico State ... Made three snaps (one solo) in 31 snaps in a reserve role vs. Utah State ... Did not record a start in 11 snaps off the bench at Colorado State ... Earned the stat against Wyoming with Kyree Woods out for the season, making four tackles (two solo), including a 4-yard tackle for loss in 29 snaps ... Played

statless time on special teams at San José State ... Had one tackle in three snaps at UNLV ... Played 44 snaps against Nevada after Trenton Thompson was ejected for targeting, but did not record a stat ... Registered three tackles (two solo) and a quarterback hurry in 29 snaps off the bench against Fresno State ... Earned the start at Hawai'i, where he had six tackles (four solo), playing all 67 snaps ... Started against Brigham Young, making one assisted stop in 11 snaps ... Did not record a stat in special teams snaps vs. Central Michigan in the New Mexico Bowl

SOPHOMORE SEASON (2018)

Played in the team's 13 games, starting five times ... Had 35 tackles (19 solo) with a tackle for loss and five pass breakups ... Led the Aztecs with six tackles on special teams and five stops on the punt return unit ... Played the opener at No. 13/13 Stanford, making two solo tackles on Aztec punts ... Had a solo stop and a pass breakup on defense against Sacramento State ... Earned his first career start vs. No. 23/25 Arizona State, making a career-high five tackles (three solo) ... Started again vs. Eastern Michigan without recording a stat ... Had four tackles and a pass breakup in 39 snaps off the bench at rv/No. 24 Boise State ... Registered five stops (four solo) with a tackle for loss against Air Force in a career-high 51 snaps ... The tackle for loss was the first of his career ... Registered two tackles (one solo) with a pass breakup in 21 snaps vs. San José State ... Played 32 snaps off the bench at Nevada, making four tackles (two solo) ... Started at New Mexico, making two tackles (one solo) with a pass breakup in 32 snaps ... Had an assisted stop on a start against UNLV, playing 16 snaps ... Came off the bench at Fresno State, recording three tackles across 29 snaps ... Made on solo tackle in eight snaps against Hawai'i ... Started against Ohio in the DXL Frisco Bowl, making five tackles and adding a pass breakup in 39 snaps.

FRESHMAN SEASON (2017)

Played in 10 of the team's 13 games, including the final 10, mainly on special teams ... Had five tackles (three solo) ... Did not play

Hawkins' Career Game-By-Game

FRESHMAN SEASON - 2017 GAME-BY-GAME

Date	Opponent	GP	GS	UA	A	TT	TFL	Sk.	Int.	PBU	FF	FR
S.2	UC Davis											
S.9	at Arizona State											
S.1	No. 19/19 Stanford											
S.23	at Air Force*	1	0	1	0	1	0.0	0.0	0	0	0	0
S.30	Northern Illinois	1	0	1	0	1	0.0	0.0	0	0	0	0
O.7	at UNLV*	1	0	0	1	1	0.0	0.0	0	0	0	0
O.14	Boise State*	1	0	0	0	0	0.0	0.0	0	0	0	0
O.21	Fresno State*	1	0	0	0	0	0.0	0.0	0	0	0	0
O.28	at Hawai'i*	1	0	0	0	0	0.0	0.0	0	0	0	0
N.4	at San José State*	1	0	0	0	0	0.0	0.0	0	0	0	0
N.18	Nevada*	1	0	1	1	2	0.0	0.0	0	0	0	0
N.24	New Mexico*	1	0	0	0	0	0.0	0.0	0	0	0	0
D.23	vs. Army West Point+	1	0	0	0	0	0.0	0.0	0	0	0	0
2017 SEASON TOTALS		10	0	3	2	5	0.0	0.0	0	0	0	0

SOPHOMORE SEASON - 2018 GAME-BY-GAME

Date	Opponent	GP	GS	UA	A	TT	TFL	Sk.	Int.	PBU	FF	FR
A.3	at No. 13/13 Stanford	1	0	2	0	2	0.0	0.0	0	0	0	0
S.8	Sacramento State	1	0	1	0	1	0.0	0.0	0	1	0	0
S.15	No. 23/25 Arizona State	1	1	3	2	5	0.0	0.0	0	0	0	0
S.22	Eastern Michigan	1	1	0	0	0	0.0	0.0	0	0	0	0
O.6	at rv/No. 24 Boise State*	1	0	1	3	4	0.0	0.0	0	1	0	0
O.12	Air Force*	1	0	4	1	5	1.0	0.0	0	0	0	0
O.20	San José State*	1	0	1	2	0	0.0	0.0	0	1	0	0
O.27	at Nevada*	1	0	2	2	4	0.0	0.0	0	0	0	0
N.3	at New Mexico*	1	1	1	1	2	0.0	0.0	0	1	0	0
N.10	UNLV*	1	1	0	1	1	0.0	0.0	0	0	0	0
N.17	at Fresno State*	1	0	1	2	3	0.0	0.0	0	0	0	0
N.24	Hawai'i*	1	0	1	0	1	0.0	0.0	0	0	0	0
D.19	vs. Ohio#	1	1	2	3	5	0.0	0.0	0	1	0	0
2018 SEASON TOTALS		13	5	19	16	35	1.0	0.0	0	5	0	0

JUNIOR SEASON - 2019 GAME-BY-GAME

Date	Opponent	GP	GS	UA	A	TT	TFL	Sk.	Int.	PBU	FF	FR
A.31	Weber State	1	1	1	0	1	0.0	0.0	0	0	0	0
S.7	at UCLA	1	1	8	3	11	2.0	0.0	0	0	0	0
S.14	at New Mexico State	1	0	1	0	1	0.0	0.0	0	0	0	0
S.21	Utah State*	1	0	1	2	3	0.0	0.0	0	0	0	0
O.5	at Colorado State*	1	0	0	0	0	0.0	0.0	0	0	0	0
O.12	Wyoming*	1	1	2	2	4	1.0	0.0	0	0	0	0
O.19	at San José State*	1	0	0	0	0	0.0	0.0	0	0	0	0
O.26	at UNLV*	1	0	0	1	1	0.0	0.0	0	0	0	0
N.9	Nevada*	1	0	0	0	0	0.0	0.0	0	0	0	0
N.15	Fresno State*	1	0	2	1	3	0.0	0.0	0	0	0	0
N.23	at Hawai'i*	1	1	4	2	6	0.0	0.0	0	0	0	0
N.30	Brigham Young	1	1	0	1	1	0.0	0.0	0	0	0	0
D.21	vs. Central Michigan~	1	0	0	0	0	0.0	0.0	0	0	0	0
2019 SEASON TOTALS		13	5	18	12	30	3.0	0.0	0	0	0	0

*Bold indicates season high. * - Mountain West game. + - 2017 Lockheed Martin Armed Forces Bowl (Amon Carter Stadium; Fort Worth, Texas). # - 2018 DXL Frisco Bowl (Toyota Stadium; Frisco, Texas). ~ - 2019 New Mexico Bowl (Dreamstyle Stadium; Albuquerque, N.M.).*

the first three games of the season because of a knee injury, missing games vs. UC Davis, at Arizona State and against No. 19/19 Stanford ... Made a solo stop at Air Force on special teams in his first career game ... Added another solo tackle vs. Northern Illinois ... Had an assisted tackle at UNLV ... Did not make a stat in special teams play vs. Boise State, against Fresno

State, at Hawai'i and at San José State ... Had a career-high two stops vs. Nevada ... Did not record a stat vs. New Mexico or against Army West Point in the Armed Forces Bowl.

REDSHIRT SEASON (2016)

Redshirted his first season at San Diego State.

Aztec Players



10 STRAIGHT BOWL GAME APPEARANCES ► 21 CONFERENCE CHAMPIONSHIPS

HIGH SCHOOL

Was a four-year letter winner at Palm Springs High School in Palm Springs, Calif., with fellow defensive back Trenton Thompson ... Led the Indians to a 24-3 (.889) record, including a 11-1 (.917) mark in league play, over his final two years (2014-15) ... Helped the 2015 squad capture a CIF Championship ... Caught 94 passes for 1,915 yards (20.4 avg.) and 25 touchdowns over the past two years (according to Max-Preps), as well as 196 rushing yards and three more scores on 27 carries (7.3 avg.) ... Over his final three years on defense (2013-15), totaled 133 tackles (96 solo), nine interceptions, 14 pass deflections, a forced fumble and two fumble recoveries ... Also punted 26 times for 962 yards (37.0 avg.) as a senior in 2015 ... Was a three-time first-team all-league selection and a two-time first-team all-CIF pick ... A three-star recruit by Rivals and 247sports as an "athlete" and a three-star recruit by Scout and ESPN as a cornerback ... Ranked as the 11th-best cornerback in California by Scout and the 12th best on the West Coast ... Received a grade of 85 by 247sports and a mark of 70 by ESPN ... Was also on the track and field team at PSHS.

PERSONAL

Taylor Colby Hawkins was born Dec. 27, 1997, in Palm Springs, Calif. ... Son of Kevin Hawkins and LaWanda Roy ... Picked the Aztecs over Arizona State, Colorado, Colorado State, Fresno State, Nevada, San José State, UNLV, Washington, Washington State and Wyoming ... Is majoring in social science.

SINGLE-GAME BESTS

Career Highs: Tackles: 10 at UCLA (9/7/19); Tackles For Loss: 2.0 at UCLA (9/7/19); Pass Breakups: 1, five times.



Hawkins' Career Statistics

Season	GP	GS	UA	A	TT	TFL	Sk	Int.	PBU	FF	FR
2017	10	0	3	2	5	0.0	0.0	0	0	0	0
2018	13	5	19	16	35	1.0	0.0	0	5	0	0
2019	13	5	18	12	30	3.0	0.0	0	0	0	0
Career	36	10	40	30	70	4.0	0.0	0	5	0	0

74 → Nolan Hegeduis



- ◆ Offensive Line
- ◆ Freshman - Redshirt, 6-4, 275
- ◆ Laguna Hills, Calif.
- ◆ Laguna Hills High

basketball and baseball early in his high school career.

PERSONAL

Nolan William Hegeduis was born Nov. 30, 2000, in Newport Beach, Calif. ... Son of Jim and Cava Hegeduis ... Is majoring in kinesiology with an emphasis in pre-physical therapy.

Walk-on, who learned from a veteran group last season ... Enters the season third on the depth chart at left tackle.

REDSHIRT SEASON (2019)

Utilized his redshirt season in his first year at SDSU.

HIGH SCHOOL

Earned three letters at Laguna Hills High School in Laguna Hills, Calif. ... Was a first-team all-league selection as a senior ... Was named the team's offensive player of the year as a senior ... Also won the coaches award as a freshman and a junior ... Played



47 → Kaelin Himphill



- ◆ Linebacker
- ◆ Senior - 2 Letters, 6-2, 220
- ◆ Hillsboro, Ore.
- ◆ Liberty High

Was named the MW Special Teams Player of the Week on Oct. 15, 2018 after blocking a punt against Air Force.

◆ MW Special Teams Player of the Week - Oct. 15, 2018 for game vs. AFA

At A Glance

▶ Is one of only three Aztecs atop the defensive depth chart having never started a game (also CB Cedarius Barfield and DE Connor Mitchell).

▶ Is the only Aztec from the state of Oregon.

Hard-hitting linebacker who will look to compete for playing time this year after playing on special teams each of his first three seasons, backing up two-time first-team all-MW performer Kyahva Tezino ... Regularly plays

on the kickoff, punt and punt return units on special teams ... Enters the 2020 season as the projecting starting middle linebacker after an impressive spring.

JUNIOR SEASON (2019)

Played in all 13 games on special teams, making four tackles (three solo) ... Played five defensive snaps on the season ... Logged special teams action against Weber State in the opener ... Had a solo stop on a San Diego State punt at UCLA ... Made another tackle on an Aztec punt at New Mexico State ... Did not log a stat vs. Utah State on special teams ... Played two statless snaps and on special teams at Colorado State ... Made a solo tackle on a punt vs. Wyoming ... Did not record a stat in special teams playing time at San José State ... Had an as-

sisted tackle on the punt return unit at UNLV ... Did not record a stat in special teams snaps vs. Nevada, Fresno State, Hawai'i and Brigham Young ... Played three snaps without finding the stat sheet vs. Central Michigan in the New Mexico Bowl.

SOPHOMORE SEASON (2018)

Played in 12 of the team's 13 games on special teams, blocking a punt and making a solo tackle ... Did not play the opener at No. 13/13 Stanford ... Saw statless time on special teams against Sacramento State, against No. 23/25 Arizona State, Eastern Michigan and at rv/No. 24 Boise State ... Came up with arguably the biggest play of the game against Air Force when he blocked a punt with 16 seconds left in the first half ... For his efforts, was named the Mountain West Special Teams Player of the Week ... Down, 9-7, teammate Trenton Thompson was able to pick up the ball and get into the end zone to put San Diego State on top, 14-9, heading into intermission ... It was the Aztecs' first blocked punt since Kameron Kelly blocked one against UNLV on Sept. 27, 2014, and their first blocked punt return for a touchdown since Freddy Keiaho did so against New Mexico on Oct. 22, 2005 ... Played statless time on special teams against San José State, at Nevada and at New Mexico ... Had a solo stop on special teams against UNLV ... Did not record a stat in special teams play at Fresno State, against Hawai'i or vs. Ohio in the DXL Frisco Bowl.

FRESHMAN SEASON (2017)

Played in one game on the season, making an assisted tackle on special teams ... Did not play the first nine games of the season ... Made his collegiate debut on the kickoff unit at San José State, making an assisted

tackle ... Did not play the final three games of the season.

REDSHIRT SEASON (2016)

Redshirted his true freshman season.

HIGH SCHOOL

Picked up three letters and played four years at Liberty High School in Hillsboro, Ore. ... Led the Falcons to a 19-3 (.864) record over the past two years, including a 15-1 (.938) mark in league play ... Helped LHS to a 10-1 record and perfect 8-0 conference record as a senior and a 9-2 mark (7-1 league) as a junior ... Was named the Northwest Oregon Conference defensive player of the year as a senior after recording 59 tackles (3.0 TFL), an interception, three fumble recoveries and three defensive scores (according to the Hillsboro Tribune) ... Was a two-time first-team all-state and two-time all-league pick ... Also a Polynesian All-American ... A three-star recruit by Rivals, Scout and 247sports ... Ranked as the top inside linebacker in the state of Oregon and the 13th best in the nation ... Also wrestled and was on the track and field team at Liberty HS.

PERSONAL

Kaelin Malosi Charles Himphill was born Jan. 9, 1998, in Hillsboro, Ore. ... Son of Eric Himphill and Michelle Burton ... Chose the Aztecs over numerous offers, including Arizona, Oregon State, Utah, Utah State, West Virginia, Army, Boise State, Eastern Washington, Fresno State, Hawai'i, Montana, Portland State and UC Davis ... Is majoring in interdisciplinary studies.

SINGLE-GAME BESTS

Career Highs: Tackles: 1, six times; Blocked Punts: 1 vs. Air Force (10/12/18).

Himphill's Career Statistics

Season	GP	GS	UA	A	TT	TFL	Sk	Int.	PBU	FF	FR
2017	1	0	0	1	1	0.0	0.0	0	0	0	0
2018	12	0	1	0	1	0.0	0.0	0	0	0	0
2019	13	0	3	1	4	0.0	0.0	0	0	0	0
Career	26	0	4	2	6	0.0	0.0	0	0	0	0

69 → Sam Hines



- ◆ Defensive Line
- ◆ Freshman - Redshirt, 6-2, 260
- ◆ New Orleans, La.
- ◆ Saint Mary's College High (Calif.)

Had a 4-yard sack in his first career game vs. Weber State on Aug. 31, 2019.

A walk-on ... Physical defender, who joined the Aztecs late in the 2018 fall camp ... Enters the 2020 season third on the depth start

at defensive tackle, but still is expected to log important snaps.

FRESHMAN SEASON (2019)

Played in seven games on the season ... Had two tackles (both solo), including a 4-yard sack (and tackle for loss), and a quarterback hurry ... Made the most of his six snaps against Weber State in the first game of his career, making two solo tackles, including a 4-yard sack (and tackle for loss) ... The tackles, sack and TFL were all the first of his career ... Played 16 statless snaps at UCLA off the bench ... Logged five snaps without recording a stat at New Mexico State ... Played three statless snaps against Utah State ... Played nine snaps without finding the stat sheet at Colorado State ... Did not play vs. Wyoming ... Logged seven statless snaps at San José State ... Did not play at UNLV, vs. Nevada, vs. Fresno State, at Hawai'i or against Brigham Young ... Had a quarterback hurry against Central Michigan in the New Mexico Bowl.

REDSHIRT SEASON (2018)

Redshirted the 2018 campaign.

HIGH SCHOOL

Was a three-year letter winner at Saint Mary's College High School in Berkeley, Calif. ... Was a two-time all-league defensive end and a member of the all-metro team ... Also was on the track and field team.

PERSONAL

Samuel Mack Hines III was born Aug. 25, 2000, in New Orleans ... Son of Eileen Hines ... Is majoring in kinesiology with an emphasis in pre-physical therapy.

SINGLE-GAME BESTS

Career Highs: Tackles: 2 vs. Weber State (8/31/19); Tackles For Loss: 1.0 vs. Weber State (8/31/19); Sacks: 1.0 vs. Weber State (8/31/19).

Hines' Career Statistics

Season	GP	GS	UA	A	TT	TFL	Sk	Int.	PBU	FF	FR
2019	7	0	2	0	2	1.0	1.0	0	0	0	0
Career	7	0	2	0	2	1.0	1.0	0	0	0	0



22 → Chase Jasmin



- ◆ Running Back
- ◆ Senior - 3 Letters, 5-11, 195
- ◆ Agoura Hills, Calif.
- ◆ Westlake High

Has the most career rushing yards (1,095) and total touchdowns (13) of any current Aztec.

At A Glance

► Is one of 39 Aztecs with at least 1,000 rushing yards for his career.

► Became SDSU's 77th different 100-yard rusher in a 28-21 San Diego State win over No. 23/25 Arizona State on Sept. 15, 2018, rushing for 112 yards and a touchdown on 19 carries (5.9 avg.) (the Aztecs now have 79 different 100-yard rushers).

► Almost had another 100-yard game the following week vs. Eastern Michigan with 94 yards on 16 attempts (5.9 avg.).

► Was a competitive boxer growing up.

Speedy, evasive running back ... Will be expected to log big carries this year as the only senior running back with carries as an Aztec ... Enters the season second at the 'T' running back behind Jordan Byrd ... Also sees time on the special teams units.

JUNIOR SEASON (2019)

Played in all 13 games on the season, starting twice ... Rushed 79 times for 366 yards (4.6 avg.) with four touchdowns and a long run of 50 yards, while adding 14 receptions for 105 yards (7.5 avg.) ... Also returned two kickoffs for 30 yards (15.0 avg.) ... Led the team in overall touchdowns (5), rushing touchdowns (4) and rush average (4.6) ... Played one snap in the opener with Weber State and a little bit on the kick return unit, but did not record a stat while still recovering from a fall camp injury ... Made the most of his eight snaps off the bench at UCLA, running three times for three yards (1.0 avg.) with a 2-yard touchdown, while adding a 11-yard catch ... The touchdown was SDSU's first of the season and first in a three-game period (dating back to the 2018 regular-season finale vs. Hawai'i on Nov. 24) ... Carried the ball five times for 29 yards (5.8 avg.) with a long of 29 yards at New Mexico State before exiting with an injury after eight snaps ... Had 33 rushing yards on nine carries (3.7 avg.) with a long of 14 yards in 19 snaps vs. Utah State ... Also caught two passes for 15 yards (7.5 avg.) with a long of 11 yards and

added a 20-yard kick return ... Carried two times for 11 yards (5.5 avg.) with a long of 10 yards at Colorado State in seven snaps ... Played nine snaps vs. Wyoming, carrying the ball once for a 2-yard loss ... Ran for a season-high 70 yards on just six carries (11.7 avg.) in only 14 snaps at San José State, while adding a 50-yard touchdown ... The touchdown put the Aztecs up, 27-10, in a 27-17 win ... The 50-yard touchdown run was his longest rush of his career and the longest play from scrimmage by SDSU this season ... Also excelled on special teams, where he was the first player down on four of Brandon Heicklen's punts and contributed to the ball landing three punts inside the 3-yard line ... Ran for 25 yards on five carries (5.0 avg.) in just 14 snaps at UNLV, while adding a 10-yard kick return ... Carried nine times for 34 yards (3.8 avg.) and had an 8-yard catch in 31 snaps vs. Nevada ... Had a good game in a start against Fresno State, rushing 15 times for 31 yards (2.1 avg.) with a 2-yard touchdown, while adding a career-high six receptions for a career-best 40 yards ... Had multiple touchdowns in a game for the first time of his career, scoring both of SDSU's touchdowns ... Ran for 37 yards on seven carries (5.3 avg.) in 28 snaps off the bench at Hawai'i, while making two catches for 25 yards (12.5 avg.) ... Ran seven times for 44 yards (6.3 avg.) against Brigham Young with a long of 17 yards, while adding a 4-yard catch in 23 snaps ... Earned the start against Central Michigan in the New Mexico Bowl, rushing 10 times for 51 yards (5.1 avg.) and a touchdown in just 24 snaps ... It was his fourth rushing touchdown of the season and 11th of his career ... It was also his fifth overall touchdown of the year and 13th of his career ... Also had a 2-yard catch.

SOPHOMORE SEASON (2018)

Played in all 13 games at running back with three starts ... Rushed 138 times for 592 yards (4.3 avg.) and five touchdowns with a long of 40 yards ... Also had seven catches for 52 yards (7.4 avg.) and a touchdown, and a 6-yard kick return ... Ranked 10th in the Mountain West in rushing yards per carry (4.29) ... Played in the opener at No. 13/13 Stanford, rushing six times for 25 yards (4.2 avg.) ... Carried twice for two yards (1.0 avg.) vs. Sacramento State ... Had a huge game

Jasmin's Career Game-By-Game

FRESHMAN SEASON - 2017 GAME-BY-GAME / RUSHING

Date	Opponent	GP	GS	No.	Yds.	Avg.	Lg.	TD	TD Lengths
S.2	UC Davis	1	0	4	2	0.50	2	0	
S.9	at Arizona State	1	0	0	0	0.00	0	0	
S.16	No. 19/19 Stanford	1	0	0	0	0.00	0	0	
S.23	at Air Force*	1	0	0	0	0.00	0	0	
S.30	Northern Illinois	1	0	0	0	0.00	0	0	
O.7	at UNLV*	1	0	5	29	5.80	8	1	8
O.14	Boise State*	1	0	0	0	0.00	0	0	
O.21	Fresno State*	1	0	1	-1	-1.00	0	0	
O.28	at Hawai'i*	1	0	6	17	2.83	6	0	
N.4	at San José State*	1	0	14	82	5.86	20	1	9
N.18	Nevada*	1	0	3	8	2.67	7	0	
N.24	New Mexico*	1	0	0	0	0.00	0	0	
D.23	vs. Army West Point^	1	0	0	0	0.00	0	0	
2017 SEASON TOTALS		13	0	33	137	4.15	20	2	

SOPHOMORE SEASON - 2018 GAME-BY-GAME / RUSHING

Date	Opponent	GP	GS	No.	Yds.	Avg.	Lg.	TD	TD Lengths
A.31	at No. 13/13 Stanford	1	0	6	25	4.17	9	0	
S.8	Sacramento State	1	0	2	2	1.00	2	0	
S.15	No. 23/25 Arizona State	1	0	19	112	5.89	20	1	3
S.22	Eastern Michigan	1	0	16	94	5.88	40	0	
O.6	at rv/No. 24 Boise State*	1	1	26	78	3.00	14	1	2
O.12	Air Force*	1	1	18	70	3.89	20	1	4
O.20	San José State*	1	0	19	79	4.16	23	1	1
O.27	at Nevada*	1	1	16	85	5.31	13	0	
N.3	at New Mexico*	1	0	12	40	3.33	11	1	5
N.10	UNLV*	1	0	0	0	0.00	0	0	
N.17	at Fresno State*	1	0	2	5	2.50	5	0	
N.24	Hawai'i*	1	0	2	2	1.00	2	0	
D.19	vs. Ohio#	1	0	0	0	0.00	0	0	
2018 SEASON TOTALS		13	3	138	592	4.29	40	5	

JUNIOR SEASON - 2019 GAME-BY-GAME / RUSHING

Date	Opponent	GP	GS	No.	Yds.	Avg.	Lg.	TD	TD Lengths
A.31	Weber State	1	0	0	0	0.00	0	0	
S.7	at UCLA	1	0	3	3	1.00	2	1	2
S.14	at New Mexico State	1	0	5	29	5.80	14	0	
S.21	Utah State*	1	0	9	33	3.67	14	0	
O.5	at Colorado State*	1	0	2	11	5.50	10	0	
O.12	Wyoming*	1	0	1	-2	-2.00	0	0	
O.19	at San José State*	1	0	6	70	11.67	50	1	50
O.26	at UNLV*	1	0	5	25	5.00	6	0	
N.9	Nevada*	1	0	9	34	3.78	10	0	
N.15	Fresno State*	1	1	15	31	2.07	20	1	2
N.23	at Hawai'i*	1	0	7	37	5.29	11	0	
N.30	Brigham Young*	1	0	7	44	6.29	17	0	
D.21	vs. Central Michigan~	1	1	10	51	5.10	23	1	2
2019 SEASON TOTALS		13	2	79	366	4.63	50	4	

*Bold indicates season high. * - Mountain West game. + - 2017 Lockheed Martin Armed Forces Bowl (Amon Carter Stadium; Fort Worth, Texas). # - 2018 DXL Frisco Bowl (Toyota Stadium; Frisco, Texas). ~ - 2019 New Mexico Bowl (Dreamstyle Stadium; Albuquerque, N.M.).*

against No. 23/25 Arizona State, rushing for a career-high 112 yards and a touchdown on 19 carries ... Became the 77th different 100-yard rusher in program history ... Coupled with Juwan Washington, became the 20th different combination in program history to record a 100-yard rushing game in the same game (29th occasion overall) ... Rushed 16 times for 94 yards (5.9 avg.) off the bench

against Eastern Michigan, including a career-long run of 40 yards ... Led the team in rushing for the first time of his career ... Also added a 6-yard kick return ... Started for the first time of his career at rv/No. 24 Boise State, rushing a career-high 26 times for 78 yards (3.0 avg.) with a touchdown, while also grabbing his first two career catches for four yards (2.0 avg.) ... Rushed for 70 yards on

Aztec Players

10 STRAIGHT BOWL GAME APPEARANCES ▶ 21 CONFERENCE CHAMPIONSHIPS



CHASE JASMIN ◀ PLAYERS



18 carries (3.9 avg.) with a touchdown and a long of 20 yards against Air Force ... Led the team in rushing for the third straight game ... Rushed 19 times for 79 yards (4.2 avg.) with a touchdown off the bench against San José State ... Also added two catches for a career-high 34 yards (17.0 avg.) with a career-long 23-yard grab ... Finished with a **career-high 113 all-purpose yards** ... Had another big game in a starting role at Nevada, rushing 16 times for 85 yards (5.3 avg.), while adding a career-high three catches for 14 yards and his first career receiving touchdowns ... Rushed 12 times for 40 yards and a touchdown off the bench at New Mexico ... Recorded his fifth rushing touchdown of the season and seventh of his career ... The touchdown was also his sixth overall of the season and eighth of his career ... It marked his fifth straight game with a touchdown (rushing or receiving) ... Played nine statless snaps off the bench against UNLV ... Had two carries for five yards (2.5 avg.) in 17 snaps at Fresno State ... Carried two times for two yards (1.0 avg.) vs. Hawai'i ... Played three statless snaps vs. Ohio in the DXL Frisco Bowl.

FRESHMAN SEASON (2017)

Played in the team's 13 games, rushing 33 times for 137 yards (4.2 avg.) with two touchdowns ... Also had four tackles (two solo) on special teams ... Played in his first career game against UC Davis in the opener, carrying the ball four times for two yards (0.5 avg.) with a long of two ... Also saw time on multiple special teams units ... Logged statless time on special teams at Arizona State and again vs. No. 19/19 Stanford ... Recorded his first career tackle (an assisted one) at Air Force on special teams ... Logged snaps on special teams vs. Northern Illinois ... Had a good game at UNLV, carrying five times for 29 yards (5.8 avg.) with an 8-yard touchdown ... The touchdown was the first of his career ... Also added an assisted stop on special teams ... Made an assisted tackle against Boise State in special teams ... Carried the ball one time late against Fresno State, but it went down as a 1-yard loss ... Rushed six times for 17 yards (2.8 avg.) at Hawai'i late in the game with a long of six yards ... Rushed a career-high 14 times for a career-best 82 yards and a touchdown in his most playing time of his career at San José State ... Scored his second rushing touchdown of the season (and his career) on

Chase Jasmin - Inside The Numbers

SDSU'S LAST FIVE CAREER 1,000-YARD RUSHERS

No*	Name	Years	Att.	Yards
39	▶ Chase Jasmin	2017-18-19	250	1,095
38	Juwan Washington	2016-17-18-19	531	2,699
37	Rashaad Penny	2014-15-16-17	488	3,656
36	Chase Price	2012-13-14-15	377	1,874
35	Donnel Pumphrey	2013-14-15-16	1,059	6,405

* No. indicates number of 1,000-yard rusher in program history

MOST RUSHING YARDS AMONG RETURNING AZTECS / CAREER

Rk.	Name	Years	Att.	Yards
1.	▶ Chase Jasmin	2017-18-19	250	1,095
2.	Chance Bell	2018-19	129	573
3.	Jordan Byrd	2018-19	101	492
4.	Kaegun Williams	2018-19	41	150
5.	Ethan Dedeaux	2018-19	6	17

MOST TOTAL TOUCHDOWNS AMONG RETURNING AZTECS / CAREER

Rk.	Name	Years	GP	TDs
1.	▶ Chase Jasmin	2017-18-19	39	13
2.	Jordan Byrd	2018-19	23	4
	Kobe Smith	2018-19	25	4
4.	Daniel Bellinger	2018-19	22	3
5.	Chance Bell	2018-19	17	2
	Jesse Matthews	2019	13	2

a 9-yard carry in the third quarter ... Had three rushes for eight yards (2.7 avg.) with a long of seven yards ... Did not record a stat in special teams time vs. New Mexico ... Made a special teams solo tackle against Army West Point in the Armed Forces Bowl.

REDSHIRT SEASON (2016)

Utilized his redshirt season.

HIGH SCHOOL

Earned three letters at Westlake High School in Westlake Village, Calif. ... Rushed for 2,808 yards and 24 touchdowns over his three-year career on 378 attempts (7.4 avg.), breaking 100 yards on 12 occasions (according to MaxPreps) ... Added 30 career receptions for 315 yards (10.5 avg.) and another score ... Ran for 979 yards and 11 touchdowns on 149 carries (6.6 avg.) as a senior with five 100-yard rushing games ... Also caught 14 passes for 198 yards (14.1 avg.) ... Rushed for 1,413 yards and 13 touchdowns on 157 attempts (9.0 avg.) as a junior with seven 100-yard rushing games ... Added nine catches for 54 yards (6.0 avg.) and another score ... Carried 72 times for 416 yards (5.8 avg.) and two touchdowns as a sophomore, while adding seven catches for 63 yards (9.0 avg.) ... An all-Marmonte League and all-CIF selection ... A three-star recruit by Rivals, Scout, 247sports and ESPN ... Scout ranks him as the eight-best running back in California and 10th on the West Coast ... Received a grade of 85 by Scout and a 75 by ESPN ... Also competed in boxing growing up.

PERSONAL

Chase Donovan Jasmin was born Sept. 10, 1998, in Agoura Hills, Calif. ... Son of Robert and Deborah Jasmin ... Also received offers from Arizona, Colorado, Montana State, Nevada, Oregon State, San José State, Washington, Washington State and Wyoming, while receiving interest from USC ... Is majoring in interdisciplinary studies.

SINGLE-GAME BESTS

Career Highs: Carries: 26 at rv/No. 24 Boise State (10/6/18); Rushing Yards: 112 vs. No. 23/25 Arizona State (9/15/18); Rushing Touchdowns: 1, 11 times; Long Rush: 50 at San José State (10/19/19); Receptions: 6 vs. Fresno State (11/15/19); Receiving Yards: 40 vs. Fresno State (11/15/19); Receiving Touchdowns: 1 vs. Fresno State (11/15/19), at Nevada (10/27/18); Long Reception: 23 vs. San José State (10/20/18); Kick Returns: 1 at UNLV (10/26/19), vs. Utah State (9/21/19), vs. Eastern Michigan (9/22/18); Kick Return Yards: 20 vs. Utah State (9/21/19); Long Kick Return: 20 vs. Utah State (9/21/19); All-Purpose Yards: 113 vs. San José State (10/20/18); Total Touchdowns: 2 vs. Fresno State (11/15/19); Tackles: 1, four times.

Jasmin's Career Statistics

Season	GP	GS	Rushing							Receiving			
			Att.	Yds.	TD	Lg.	Avg.	100+	No.	Yds.	Avg.	TD	Lg.
2017	13	0	33	137	2	20	4.2	0	0	0	0	0	0
2018	13	3	138	592	5	40	4.3	1	7	52	7.4	1	23
2019	13	2	79	366	4	50	4.6	0	14	105	7.5	1	20
Career	39	6	250	1,095	11	50	4.4	1	21	157	7.5	2	23

AZTEC FOOTBALL MEDIA GUIDE



36 → Dwayne Johnson Jr.



- ◆ Safety
- ◆ Senior - 3 Letters, 6-2, 215
- ◆ Murrieta, Calif.
- ◆ Vista Murrieta High

No relation to Dwayne "The Rock" Johnson.

- ◆ 2019 Pro Football Focus All-American (Honorable Mention)
- ◆ 2019 Hon. Mention All-Mountain West

Hard-hitting safety, who came on last year in his first season as a starter ... Is in his fifth season with the program ... Is listed as the starting Aztec (safety) in SDSU's 3-3-5 defense ... Has led the team or tied for the team lead in tackles six times for his career, despite starting just 14 times.

At A Glance

- ▶ Plays the signature Aztec position in the 3-3-5 defense.
- ▶ Was named a honorable-mention All-American by Pro Football Focus and an honorable-mention all-Mountain West pick in his first season as a regular starter in 2019, ranking second on the team with 92 tackles (No. 3 was 55).
- ▶ Has led the team in tackles in six of his 14 starts.

SENIOR SEASON (2020)

Has been named a preseason second-team all-Mountain West selection by Athlon Sports, and a third-team pick by Phil Steele Magazine ... Labeled as the "third-rated returning player in the MW" by Pro Football Focus ... Also the "13th-rated player in the MW" and "SDSU's third-best defensive player" by College Football News.



Johnson's Career Game-By-Game

FRESHMAN SEASON - 2017 GAME-BY-GAME

Date	Opponent	GP	GS	UA	A	TT	TFL	Sk.	Int.	PBU	FF	FR
S.2	UC Davis	1	0	3	0	3	1.0	0.0	0	0	0	0
S.9	at Arizona State	1	0	0	0	0	0.0	0.0	0	0	0	0
S.16	No. 19/19 Stanford	--- Did Not Play ---										
S.23	at Air Force*	1	0	0	0	0	0.0	0.0	0	0	0	0
S.30	Northern Illinois	1	0	0	0	0	0.0	0.0	0	0	0	0
O.7	at UNLV*	1	0	1	1	2	0.0	0.0	0	0	0	0
O.14	Boise State*	1	0	0	0	0	0.0	0.0	0	0	0	0
O.21	Fresno State*	1	0	0	1	1	0.0	0.0	0	0	0	0
O.28	at Hawaii*	1	1	4	0	4	0.0	0.0	0	0	0	0
N.4	at San José State*	1	0	0	0	0	0.0	0.0	0	0	0	0
N.18	Nevada*	1	0	2	1	3	0.0	0.0	0	0	0	0
N.24	New Mexico*	1	0	1	0	1	0.0	0.0	0	0	0	0
D.23	vs. Army West Point+	1	0	0	0	0	0.0	0.0	0	0	0	0
2017 SEASON TOTALS		12	1	11	3	14	1.0	0.0	0	0	0	0

SOPHOMORE SEASON - 2018 GAME-BY-GAME

Date	Opponent	GP	GS	UA	A	TT	TFL	Sk.	Int.	PBU	FF	FR
A.31	at No. 13/13 Stanford	1	0	0	0	0	0.0	0.0	0	0	0	0
S.8	Sacramento State	1	0	1	1	2	0.0	0.0	0	0	0	0
S.15	No. 23/25 Arizona State	1	0	0	0	0	0.0	0.0	0	0	0	0
S.22	Eastern Michigan	1	0	0	0	0	0.0	0.0	0	0	0	0
O.6	at rv/No. 24 Boise State*	1	0	0	0	0	0.0	0.0	0	0	0	0
O.12	Air Force*	1	0	0	0	0	0.0	0.0	0	0	0	0
O.20	San José State*	1	0	0	0	0	0.0	0.0	0	0	0	0
O.27	at Nevada*	1	0	0	0	0	0.0	0.0	0	0	0	0
N.3	at New Mexico*	1	0	0	0	0	0.0	0.0	0	0	0	0
N.10	UNLV*	1	0	0	0	0	0.0	0.0	0	0	0	0
N.17	at Fresno State*	1	0	0	0	0	0.0	0.0	0	0	0	0
N.24	Hawaii*	1	0	0	0	0	0.0	0.0	0	0	0	1
D.19	vs. Ohio#	1	0	0	0	0	0.0	0.0	0	0	0	0
2018 SEASON TOTALS		13	0	1	1	2	0.0	0.0	0	0	0	1

JUNIOR SEASON - 2019 GAME-BY-GAME

Date	Opponent	GP	GS	UA	A	TT	TFL	Sk.	Int.	PBU	FF	FR
A.31	Weber State	1	1	6	6	12	1.5	0.0	0	0	0	0
S.7	at UCLA	1	1	6	1	7	0.0	0.0	0	1	1	0
S.14	at New Mexico State	1	1	2	4	6	0.0	0.0	0	0	0	1
S.21	Utah State*	1	1	2	4	6	0.0	0.0	0	0	0	0
O.5	at Colorado State*	1	1	4	1	5	0.0	0.0	0	0	0	1
O.12	Wyoming*	1	1	4	4	8	0.0	0.0	0	0	0	0
O.19	at San José State*	1	1	0	1	1	0.0	0.0	0	0	0	0
O.26	at UNLV*	1	1	7	2	9	0.0	0.0	0	2	0	0
N.9	Nevada*	1	1	4	5	9	0.0	0.0	0	0	0	0
N.15	Fresno State*	1	1	5	3	8	0.0	0.0	0	1	0	0
N.23	at Hawaii*	1	1	6	0	6	0.0	0.0	0	1	0	0
N.30	Brigham Young*	1	1	4	5	9	0.0	0.0	1	0	0	0
D.21	vs. Central Michigan~	1	1	4	2	6	0.0	0.0	0	0	0	0
2019 SEASON TOTALS		13	13	54	38	92	1.5	0.0	1	5	1	2

*Bold indicates season high. * - Mountain West game. + - 2017 Lockheed Martin Armed Forces Bowl (Amon Carter Stadium; Fort Worth, Texas). # - 2018 DXL Frisco Bowl (Toyota Stadium; Frisco, Texas). ~ - 2019 New Mexico Bowl (Dreamstyle Stadium; Albuquerque, N.M.).*

JUNIOR SEASON (2019)

Was named a Pro Football Focus honorable-mention All-American ... Also was an honorable-mention all-Mountain West selection as voted on by the league's coaches and media ... Made the Pro Football Focus Mountain West Team of the Year (First Team) ... Started the team's 13 games on the season ... Had 92 tackles (54 solo), including 1.5

tackles for loss, a forced fumble, two fumble recoveries, an interception and five pass breakups ... Tied for fourth in the Mountain West (T-27th in FBS) with two recoveries ... Ranked second on the team in tackles (92), only seven behind two-time first-team all-MW selection Kyahva Tezino and 37 more than No. 3 on the team ... Was named to the Pro Football Focus Mountain West Team of

Aztec Players

10 STRAIGHT BOWL GAME APPEARANCES ► 21 CONFERENCE CHAMPIONSHIPS



DWAYNE JOHNSON JR. ◀ PLAYERS



the Week three times ... Had a monster game in the opener with Weber State in his second career start (first since Oct. 27, 2017 at Hawai'i), recording a career- and game-high 12 tackles, including 1.5 tackles for loss ... Had 12 tackles after entering the game with 16 career tackles in 25 games ... Led the team in tackles for the first time of his career and recorded his first career game with double-digits in tackles ... Started at UCLA, making seven tackles (six solo) with a forced fumble and a pass breakup, playing 60 of the 68 defensive snaps ... For his efforts was named to the Pro Football Focus Mountain West Team of the Week ... The forced fumble and pass breakup were each the first of his career ... Had another good game at New Mexico State, making six tackles and recovering his first fumble of the season (second of his career), while playing all 70 snaps ... Was named to the Pro Football Focus MW Team of the Week for the second straight week ... The fumble recovery led to a 2-yard touchdown pass from Ryan Agnew to Daniel Bellinger to put the Aztecs on the scoreboard ... Had six tackles (two solo)

while starting and playing 56 snaps vs. Utah State ... Came up with five tackles (four solo) and his second fumble recovery of the season in a start at Colorado State ... The fumble recovery led to an Aztec 8-yard touchdown pass from Ryan Agnew to Kobe Smith ... Played all 54 snaps against Wyoming, recording a team-high eight tackles (four solo) ... Made one tackle, playing all 54 snaps at San José State ... Came up with nine tackles (seven solo) with a career-high two pass breakups at UNLV, playing all 73 snaps ... Had nine tackles against Nevada, tying for the team lead with Tezino ... Had eight tackles (five) and a pass breakup in a start against Fresno State ... Had six tackles (all solo) in a start at Hawai'i ... Was named to the Pro Football Focus Mountain West Team of the Week for the third time of the season for his play against Brigham Young, making nine tackles with his first career interception, which he returned 20 yards ... Registered six tackles (four solo), playing all 56 snaps against Central Michigan in the New Mexico Bowl ... Tied for the team lead in tackles, which made it the sixth time of the

season (and career) he led the Aztecs in tackles.

SOPHOMORE SEASON (2018)

Played in the team's 13 games, mainly on special teams ... Had two tackles - one on defense in his one snap and one on the kick return unit - and a 15-yard fumble recovery ... Logged statless time on special teams at No. 13/13 Stanford ... Had two stops against Sacramento State, while also playing one snap on defense ... Did not find the stat sheet in special teams play vs. No. 23/25 Arizona State, vs. Eastern Michigan, at rv/No. 24 Boise State, vs. Air Force, against San José State, at Nevada, at New Mexico, vs. UNLV or at Fresno State ... Recovered his first career fumble in the first quarter against Hawai'i when Trenton Thompson forced a fumble on a punt return ... Took it 15 yards to the Hawai'i 5, which led to a Juwan Washington touchdown ... Logged statless special teams play vs. Ohio in the DXL Frisco Bowl.

FRESHMAN SEASON (2017)

Played in 12 of the team's 13 games on the season with one start, making 14 tackles (11 solo) with a 7-yard tackle for loss ... Logged his first career snaps against UC Davis in the opener, recording three tackles (all solo), including a 7-yard tackle for loss ... Logged special teams snaps late at Arizona State, but did not record a stat ... Did not play vs. No. 19/19 Stanford ... Played statless time on special teams at Air Force and vs. Northern Illinois ... Had two tackles late on defense at UNLV ... Logged statless snaps late against Boise State ... Made one assisted tackle in 11 snaps late against Fresno State ... Had the best game of his young career in his first career start at Hawai'i, making four tackles (all solo) ... Played all 57 snaps in the game ... Did not find the stat sheet in playing time off the bench at San José State ... Had three tackles (two solo) in a reserve role against Nevada ... Registered one solo tackle against New Mexico ... Did not record a stat in playing time vs. Army West Point in the Armed Forces Bowl.

REDSHIRT SEASON (2016)

Redshirted his first year with the Aztecs.

HIGH SCHOOL

Was a three-year letter winner at Vista Murrieta High School ... Over his three years the Broncos went 35-7 (.833) and 15-0 in league play ... Led VMHS to a 12-2 record as a senior, including a 5-0 mark in league play and eventual No. 12 state ranking ... Vista Mur-

rieta was also 11-3 (5-0 league) in 2014 and 12-2 (5-0 league) in 2013 ... Totaled 207 tackles (120 solo), seven tackles for loss, eight interceptions, 22 pass deflections, a forced fumble, three fumble recoveries, two blocked punts and a blocked field goal over his final two years (according to MaxPreps) ... Was a three-star recruit by Scout and 247 sports, and a two-star recruit by Rivals and ESPN ... Scout rated him as the 17th-best safety in California and the 26th best on the West Coast ... Received a grade of 83 by 247sports and a 68 by ESPN ... Also played basketball at Vista Murrieta HS.

PERSONAL

Dwayne W. Johnson Jr. was born March 11, 1997, in Oceanside, Calif. ... Son of Dwayne Johnson, Sr., and Keshia Johnson, and stepson of Rekiro Hicks ... Chose the Aztecs over an offer from UNLV ... Is majoring in interdisciplinary studies.

SINGLE-GAME BESTS

Career Highs: Tackles: 12 vs. Weber State (8/31/19); Tackles For Loss: 1.5 vs. Weber State (8/31/19); Interceptions: 1 vs. Brigham Young (11/30/19); Pass Breakups: 2 at UNLV (10/26/19); Forced Fumbles: 1 at UCLA (9/7/19); Fumble Recoveries: 1 at Colorado State (10/5/19), at New Mexico State (9/14/19), vs. Hawai'i (11/24/18).

Johnson's Career Statistics

Season	GP	GS	UA	A	TT	TFL	Sk	Int.	PBU	FF	FR
2017	12	1	11	3	14	1.0	0.0	0	0	0	0
2018	13	0	1	1	2	0.0	0.0	0	0	0	1
2019	13	13	54	38	92	1.5	0.0	1	5	1	2
Career	38	14	66	42	108	2.5	0.0	1	5	1	3

AZTEC FOOTBALL MEDIA GUIDE



96 → Elijah Kothe



- ◆ Wide Receiver
- ◆ Junior - 2 Letters, 6-4, 210
- ◆ Las Vegas, Nev.
- ◆ Faith Lutheran High

Played his prep ball at Faith Lutheran HS in Las Vegas, Nev., where his father, Jacob, was his wide receivers coach.

- ◆ Two-time MW Scholar-Athlete (2018-19)
- ◆ Two-time MW Fall All-Academic Team (2018-19)

Pronounced COTY ... Impressed the coaching staff with a good fall camp as a true freshman in 2018 ... Seemingly catches everything thrown to him ... Entered the 2019 season as the starting 'X' receiver, but battled a hand injury, missing four games midseason ... Enters the season as the projected starting 'X' receiver ... Also sees time on special teams.

SOPHOMORE SEASON (2019)

Started the first four games, missing the next four with a hand injury ... Returned to play the final five games off the bench ... Had 17 catches for 179 yards (10.5 avg.) with a long of 29 yards ... Started the opener against Weber State for the third time of his career, making three catches for 24 yards (8.0 avg.) with a long of 11 yards in 34 snaps ... Started again at UCLA, making a 7-yard catch in 31 snaps ... Had a career-high four catches for a then career-high 34 yards (8.5 avg.) in a start and 42 snaps at New Mexico State ... Registered two catches for 30 yards (15.0 avg.) in a start and 24 snaps vs. Utah State, but was unable to play the whole game because of an injury ... Did not travel to play at Colorado State because of the hand injury ... Also did not play vs. Wyoming, San José State and UNLV ... Returned to action against Nevada, not recording a stat in five offensive snaps ... Came up with three catches for a career-high 45 yards (15.0 avg.) in 26 snaps vs. Fresno State, including a career-long 29-yard grab ... Came up with two catches for 19 yards (9.5 avg.) with a long of 12 yards in 34 snaps at Hawai'i ... Did not find the stat sheet in 13 snaps vs. Brigham Young ... Registered two catches for 20 yards (10.0 avg.) with a long of 13

yards in 23 snaps vs. Central Michigan in the New Mexico Bowl.

FRESHMAN (TRUE) SEASON (2018)

Played in 12 games with two starts, making seven catches for 78 yards (11.1 avg.) with a long of 24 yards, while recording two tackles on special teams ... Did not play in the opener at No. 13/13 Stanford ... Made his debut against Sacramento State, seeing time at wide receiver and on the kickoff unit without recording a stat ... Recorded his first two career tackles on the kickoff unit against No. 23/25 Arizona State ... Had his first two catches in the following game vs. Eastern Michigan for 16 yards (8.0 avg.) with a long of nine yards ... Played statless time on special teams at rv/No. 24 Boise State ... Saw three statless snaps against Air Force and eight statless snaps vs. San José State ... Had two catches for a career-high 20 yards at Nevada ... Had a career-long 24-yard catch in his first career start at New Mexico, playing 14 snaps ... Made a 6-yard grab in nine snaps vs. UNLV ... Played 26 snaps at Fresno State, but was unable to find the stat-sheet ... Did not record a catch in five snaps vs. Hawai'i ... Had a 12-yard grab in a start against Ohio in the DXL Frisco Bowl, playing 15 snaps.

HIGH SCHOOL

Earned four letters at Faith Lutheran High School in Las Vegas, Nev. ... Registered 115 catches over the last three seasons for 1,806 yards (15.7 avg.) and 19 touchdowns, according to MaxPreps ... Best year statistically was his junior campaign in 2016 when he had 55 catches for 1,053 yards (19.1 avg.) and 10 touchdowns ... Was a two-time all-state selection and a three-time all-league performer ... A two-star recruit by both Rivals and 247sports ... Rated as the 13th-best recruit in Nevada by 247sports ... Also a four-year letter winner in basketball, twice

Kothe's Career Statistics

Receiving Season	GP	GS	Rec.	Yds.	Avg.	Long	TD
2018	12	2	7	78	11.1	24	0
2019	9	4	17	179	10.5	29	0
Career	21	6	24	257	10.7	29	0

Kothe's Career Game-By-Game

FRESHMAN (TRUE) SEASON - 2018 GAME-BY-GAME

Date	Opponent	GP	GS	No.	Yds.	Avg.	Lg.	TD	TD Lengths
A.31	at No. 13/13 Stanford			---	Did Not Play	---			
S.8	Sacramento State	1	0	0	0	0.0	0	0	
S.15	No. 23/25 Arizona State	1	0	0	0	0.0	0	0	
S.22	Eastern Michigan	1	0	2	16	8.0	9	0	
O.6	at rv/No. 24 Boise State*	1	0	0	0	0.0	0	0	
O.12	Air Force*	1	0	0	0	0.0	0	0	
O.20	San José State*	1	0	0	0	0.0	0	0	
O.27	at Nevada*	1	0	2	20	10.0	14	0	
N.3	at New Mexico*	1	1	1	24	24.0	24	0	
N.10	UNLV*	1	0	1	6	6.0	6	0	
N.17	at Fresno State*	1	0	0	0	0.0	0	0	
N.24	Hawai'i*	1	0	0	0	0.0	0	0	
D.19	vs. Ohio#	1	1	1	12	12.0	12	0	
2018 SEASON TOTALS		12	2	7	78	11.1	24	0	

SOPHOMORE SEASON - 2019 GAME-BY-GAME

Date	Opponent	GP	GS	No.	Yds.	Avg.	Lg.	TD	TD Lengths
A.31	Weber State	1	1	3	24	8.0	11	0	
S.7	at UCLA	1	1	1	7	7.0	7	0	
S.14	at New Mexico State	1	1	4	34	8.5	14	0	
S.21	Utah State*	1	1	2	30	15.0	15	0	
O.5	at Colorado State*			---	Did Not Play	- Injured	---		
O.12	Wyoming*			---	Did Not Play	- Injured	---		
O.19	at San José State*			---	Did Not Play	- Injured	---		
O.26	at UNLV*			---	Did Not Play	- Injured	---		
N.9	Nevada*	1	0	0	0	0.0	0	0	
N.15	Fresno State*	1	0	3	45	15.0	29	0	
N.23	at Hawai'i*	1	0	2	19	9.5	12	0	
N.30	Brigham Young	1	0	0	0	0.0	0	0	
D.21	vs. Central Michigan~	1	0	2	20	10.0	13	0	
2019 SEASON TOTALS		9	4	17	179	10.5	29	0	

*Bold indicates season high. * - Mountain West game. # - 2018 DXL Frisco Bowl (Toyota Stadium; Frisco, Texas). ~ - 2019 New Mexico Bowl (Dreamstyle Stadium; Albuquerque, N.M.).*


earning all-league accolades ... A scholar-athlete who was a three-time academic all-state selection, posting a 4.0 GPA.

PERSONAL

Elijah Jacob Kothe was born Oct. 16, 1998, in Las Vegas ... Son of Jacob and Wendy Kothe ... Picked the Aztecs over scholarship offers from Colorado, Fresno State, Navy, Air Force, UNLV, Hawai'i, Montana State, Northern Iowa, Cornell and Princeton, according to Rivals ... A business administration major.

SINGLE-GAME BESTS

Career Highs: **Receptions:** 4 at New Mexico State (9/14/19); **Receiving Yards:** 45 vs. Fresno State (11/15/19); **Long Reception:** 29 vs. Fresno State (11/15/19); **Tackles:** 2 vs. No. 23/25 Arizona State (9/15/18).





43 → Seyddrick Lakalaka



- ◆ Linebacker
- ◆ Junior - 2 Letters, 6-1, 235
- ◆ Kalihi, Hawaii
- ◆ Punahou High

Older brother, Ronley, was a three-year starting linebacker at SDSU (2016-18), totaling 216 tackles and 14 TFL.

Pronounced SAID-rick LOCK-ah-LOCK-ah ... Stout linebacker, who continues to learn the 3-3-5 defense ... Will look for more playing time this season ... Enters the 2020 season as the backup to Andrew Aleki at the "Will" linebacker position.

SOPHOMORE SEASON (2019)

Played in the team's 13 games on the season, mostly on special teams ... Had seven tackles (five solo), including 0.5 sacks (and 0.5 tackles for loss) ... Logged special teams snaps in the opener vs. Weber State, but did not find the stat sheet ... Also saw statless

special teams action at UCLA, at New Mexico State and against Utah State ... Played his first three defensive snaps of the season on the defense at Colorado State, where he made an assisted tackle ... Also played two statless snaps and saw time on special teams once again vs. Wyoming ... Logged special teams snaps at San José State, at UNLV and vs. Nevada ... Got on the field for 15 defensive snaps and played special teams against Fresno State, where he made a career-high three tackles (all solo) ... Had a pair of solo tackles in 26 snaps at Hawai'i ... Played 26 snaps against Brigham Young,

but did not record a stat ... Had a tackle, which went down as a 1/2 sack (and 1/2 TFL), in just eight snaps vs. Central Michigan in the New Mexico Bowl ... The 0.5 sacks and 0.5 TFL were each the first of his career.

FRESHMAN SEASON (2018)

Played in nine of the team's 13 games, mainly on special teams ... Had three special teams tackles, including two solo stops ... Did not play the team's first two games ... Made his collegiate debut vs. No. 23/25 Arizona State and made one special teams tackle ... Played statless time on special teams vs. Eastern Michigan ... Logged his lone four snaps of the season at rv/No. 25 Boise State, making an assisted tackle ... Did not find the stat sheet on special teams vs. Air Force ... Did not play in consecutive games vs. San José State and at Nevada ... Played the next three games at New Mexico, vs. UNLV and at Fresno State ... Had a solo special teams stop vs. Hawai'i ... Played on special teams vs. Ohio in the DXL Frisco Bowl.

REDSHIRT SEASON (2017)

Redshirted the 2017 campaign.

HIGH SCHOOL

Three-year letter winner at Punahou High School in Honolulu ... Was second-team all-league as a senior and a honorable mention pick as a junior ... A two-star recruit by both Rivals and Scout ... Also played basketball

at Punahou High School and was on the track & field team.

PERSONAL

Seyddrick Loko Manupuna Lakalaka was born Feb. 4, 1999, in Honolulu, Hawaii ... Son of Serena Lakalaka ... Older brother, Ronley, played linebacker at San Diego State from 2015-18, while oldest brother, Steven, played running back at Hawai'i from 2003-16 ... Is majoring in kinesiology with an emphasis as a fitness specialist.

SINGLE-GAME BESTS

Career Highs: Tackles: 3 vs. Fresno State (11/15/19); Tackles for Loss: 0.5 vs. Central Michigan (12/21/19); Sacks: 0.5 vs. Central Michigan (12/21/19).

Lakalaka's Career Statistics

Season	GP	GS	UA	A	TT	TFL	Sk	Int.	PBU	FF	FR
2018	9	0	2	1	3	0.0	0.0	0	0	0	0
2019	13	0	5	2	7	0.5	0.5	0	0	0	0
Career	22	0	7	3	10	0.5	0.5	0	0	0	0

52 → Jalil Lecky



- ◆ Defensive Line
- ◆ Senior - 1 Letter, 6-5, 240
- ◆ Antioch, Calif.
- ◆ Heritage High/College of San Mateo

Tall athlete who moved around from defensive line and linebacker in his first season in 2018 ... Saw some playing time on the line last year, mostly earlier in the season ... Continues to get bigger in the weight room ... Enters the season as the backup to Connor Mitchell at one of the two defensive end positions.

JUNIOR SEASON (2019)

Played in seven games on the season off the bench, making five tackles (three solo), including a sack (and tackle for loss) and quarterback hurry ... Logged his first career five snaps in the opener vs. Weber State, making one solo stop ... Played 14 statless snaps at UCLA ... Chipped in with an as-

sisted tackle in seven snaps at New Mexico State ... Had one tackle in four snaps vs. Utah State ... Made the most of his three snaps at Colorado State, recording a solo sack (and tackle for loss) ... The sack and TFL were each the first of his career ... Did not play for the first time of the season vs. Wyoming ... Also did not play at San José State, at UNLV, against Nevada, vs. Fresno State and at Hawai'i ... Played five snaps against Brigham Young, but did not record a stat ... Logged nine snaps late vs. Central Michigan in the New Mexico Bowl, recording an assisted tackle and a quarterback hurry.

REDSHIRT SEASON (2018)

Redshirted the 2018 campaign.

AT COLLEGE OF SAN MATEO (2016-17)

Played two years at College of San Mateo ... Led the Bulldogs to an 18-5 (.783) record over the two seasons, including an 11-2 mark in 2017 and spot in the California JuCo championship game ... Team was the Bay 6 league champs and captured the NorCal title ... In 2017, had 21 tackles (11 solo), three sacks, six tackles for loss, a forced fumble and a pass breakup.

HIGH SCHOOL

Earned two letters at Heritage High School in Brentwood, Calif. ... Also played basketball for the Patriots.

PERSONAL

Jalil Lecky was born July 25, 1997, in Walnut Creek, Calif. ... Son of Kehkia Okaka ... According to 247sports, also received offers from Arizona State, Arkansas State and Hawai'i ... Is majoring in interdisciplinary studies.

SINGLE-GAME BESTS

Career Highs: Tackles: 1, five times; Tackles For Loss: 1.0 at Colorado State (10/5/19); Sacks: 1.0 at Colorado State (10/5/19).

Lecky's Career Statistics

Season	GP	GS	UA	A	TT	TFL	Sk	Int.	PBU	FF	FR
2019	7	0	3	2	5	1.0	1.0	0	0	0	0
Career	7	0	3	2	5	1.0	1.0	0	0	0	0



84 → Sefo Mailangi



- ◆ Defensive Line
- ◆ Senior - 1 Letter, 6-4, 240
- ◆ Huntington Beach, Calif.
- ◆ Edison High/Saddleback College

Played four years on the USA Rugby team prior to joining Saddleback College for the 2017 season.

Pronounced SEH-foh MY-LONG-ee ... Versatile athlete, who can play either side of the ball ... Joined the Aztecs during the 2019 fall camp as a tight end, but moved to defensive end very late in the season ... Athletic de-

fender with raw talent ... Enters the 2020 season third on the depth chart at one of the two defensive end positions.

Mailangi's Career Statistics

Season	GP	GS	UA	A	TT	TFL	Sk	Int.	PBU	FF	FR
2019	10	0	2	0	2	0.0	0.0	0	0	0	0
Career	10	0	2	0	2	0.0	0.0	0	0	0	0

JUNIOR SEASON (2019)

Played in the team's final 10 games on the season, almost all on special teams ... Finished with two tackles ... Did not play in the first three games of the season ... Made his Division I debut against Utah State on Sept. 21, making a solo tackle on special teams ... Other tackle came at UNLV on Oct. 26 ... Also played at Colorado State, vs. Wyoming, at San José State, vs. Nevada, vs. Fresno State, at Hawai'i, vs. Brigham Young and against Central Michigan in the New Mexico Bowl.

AT SADDLEBACK COLLEGE (2017-18)

Played two years at Saddleback College ... Totaled 39 tackles, 8.5 tackles for loss, 3.5 sacks, two pass breakups and an interception ... Registered 22 tackles in 2018 with four tackles for loss, a sack and two pass breakups ... Also had a 17-yard reception and three 2-point conversions ... In 2017 contributed 17 tackles, 4.5 tackles for loss, 2.5 sacks and an interception ... Played alongside current Aztec fullback Connor McBride in 2017 ... Was a two-star recruit by

Rivals coming out of Saddleback College.

HIGH SCHOOL

Played football and basketball at Edison High School ... Was all-league as a senior.

PERSONAL

Sosefo Mailangi was born June 7, 1998, in San Diego ... Son of Jolinda Mailangi ... Played four years of rugby for the USA Rugby team, represented the Boys High School All-American under-17 squad in France for a 2015 match ... Is majoring in social science.

SINGLE-GAME BESTS

Career Highs: Tackles: 1 at UNLV (10/26/19), vs. Utah State (9/21/19).

64 → Chris Martinez



- ◆ Offensive Line
- ◆ Junior - Squad, 6-4, 310
- ◆ Turlock, Calif.
- ◆ Pitman High

Athletic lineman who has yet to play a game for his career ... Enters the 2020 campaign second on the depth chart at right guard be-

hind 2019 all-MW pick William Dunkle.

SOPHOMORE SEASON (2019)

Did not play during the 2019 campaign. ... Was on the travel squad for the opener with Weber State, but did not travel the rest of the year.

FRESHMAN SEASON (2018)

Did not play in a game during the season, but was on the travel squad for road contests against rv/No. 24 Boise State, Nevada and Fresno State.

REDSHIRT SEASON (2017)

Redshirted his first season at San Diego State.

HIGH SCHOOL

Earned three varsity letters at Pitman High

School in Turlock, Calif. ... Twice garnered first-team all-Central California Conference accolades ... Helped the Pride reach the CIF Sac-Joaquin Section playoffs all three seasons ... Was rated a three-star recruit by 247sports and Scout, and a two-star recruit by Rivals ... Received a grade of 86 by 247sports ... Ranked ninth among offensive guard prospects in the state of California and 18th in the West, according to Scout.

PERSONAL

Christopher John Martinez was born Jan. 18, 1999, in San Jose, Calif. ... Son of Bernice Martinez ... Chose San Diego State over Colorado, Arizona, Nevada, San José State and Fresno State ... Is majoring in interdisciplinary studies.

45 → Jesse Matthews



- ◆ Wide Receiver
- ◆ Sophomore - 1 Letter, 6-0, 190
- ◆ San Diego, Calif.
- ◆ Christian High

Had the fifth-most catches (48) in the country last year without a dropped pass (according to Pro Football Focus).

- ◆ 2019 SDSU Byron H. Chase Memorial Trophy Offensive Player of the Year
- ◆ 2019 SDSU Co-Outstanding Freshman Award

- ◆ 2018 SDSU Offensive Scout Player of the Year
- ◆ 2019 New Mexico Bowl Co-Most Valuable Offensive Player

Former walk-on, who earned a scholarship just before the team's New Mexico Bowl appearance in 2019 ... Solid route-runner, who burst onto the scene after a fantastic 2019 spring campaign ... Has arguably the best vertical jump of the Aztec receivers ... Makes incredible catches look easy ... Entered the 2019 fall camp as the No. 4 'Z' receiver, but worked himself into a starting role by the opener ... Is the projected starting 'Z' receiver heading into the season.

SOPHOMORE SEASON (2020)

Has been labeled as the "seventh-rated returning player in the Mountain West" by Pro Football Focus ... Also deemed "SDSU's 4th-best offensive player" by College Football News.

FRESHMAN SEASON (2019)

Won a pair of team awards, including the Byron H. Chase Memorial Trophy (offensive player of the year) and the Outstanding Freshman Award (with Cameron Thomas) ... Became the first Aztec freshman to be named an offensive or defensive outstanding player since quarterback Ryan Lindley in 2008 ... Was named a Burlsworth Trophy nominee, which goes out to the most outstanding collegiate football player who began his career as a walk-on and has shown outstanding performance on the field ... Started 10 games and played in all 13 ... Had 48 catches for 633 yards (13.2 avg.) with two touchdowns and a long of 74 yards ... Also had 12 punt returns for 78 yards (6.5 avg.) with a long of 25 yards and a 7-yard rush ... Had the fifth-most catches (48) in the country without a dropped pass (according to Pro Football Focus) ... His 48 receptions



At A Glance

▶ Walked on to the program, earning a scholarship before the team's 2019 New Mexico Bowl appearance.

▶ Was named the team's offensive player of the year, the first Aztec freshman to win the award (offense of defense) since quarterback Ryan Lindley in 2008.

▶ Among freshmen in SDSU single-season history, ranked second in receptions (48) and third in receiving yards (633).

▶ Finished with 19 catches and 340 yards (85.0 ypg) over his final four games, including three receptions for 111 yards and two touchdowns en route to being named the 2019 New Mexico Bowl Co-Offensive Most Valuable Player.

▶ Also is a golf shot trick artist in his spare time.

that put the game away for SDSU ... Also started at punt returner for the first time of his career, but did not record a return ... Started again at New Mexico State, making four catches for 31 yards (8.8 avg.) with a long of 10 yards ... The four receptions tied Elijah Kothe for the most on the team ... Came off the bench for the first time against Utah State, playing 45 snaps ... Made a highlight reel diving 20-yard catch on a second-and-26 situation ... Also had his first career rush for seven yards and his first career punt return (13 yards), starting there for the second time ... Had two catches for 16 yards (8.0 avg.) with a long of eight yards in 33 snaps in a reserve role at Colorado State ... Had career highs of six catches and 73 yards (12.2 avg.) in a start against Wyoming, playing 55 snaps ... In the second half alone, caught five passes for 65 yards ... His biggest catch was a career-long 25-yard grab on a fourth-and-3 situation late in the fourth quarter ... It extended the drive and led to a 10-yard Juwan Washington touchdown run, which put the Aztecs on top for good ... Had three catches for 22 yards (7.3 avg.) in 57 offensive snaps at San José State, while also handling a punt return for zero yards ... Made two catches for 15 yards (7.5 avg.) in a start at UNLV, logging 34 snaps on the offensive side of the ball ... Also excelled as a punt returner, returning four for 48 yards (12.0 avg.) with a long of 25 yards ... Ended up setting career highs in punt returns (4), punt return yards (48), punt return average (12.0) and long punt return (25) ... Caught three passes for 32 yards (10.7 avg.) with a long of 18 yards in a start and 60 snaps vs. Nevada ... Also returned three punts for 17 yards (5.7 avg.) with a long re-

Matthews' Career Game-By-Game

FRESHMAN SEASON - 2019 GAME-BY-GAME

Date	Opponent	GP	GS	No.	Yds.	Avg.	Lg.	TD	TD Lengths
A.31	Weber State	1	1	3	25	8.3	11	0	
S.7	at UCLA	1	1	5	59	11.8	20	0	
S.14	at New Mexico State	1	1	4	31	7.8	10	0	
S.21	Utah State*	1	0	1	20	20.0	20	0	
O.5	at Colorado State*	1	0	2	16	8.0	8	0	
O.12	Wyoming*	1	1	6	73	12.2	25	0	
O.19	at San José State*	1	1	3	22	7.3	10	0	
O.26	at UNLV*	1	1	2	15	7.5	10	0	
N.9	Nevada*	1	1	3	32	10.7	18	0	
N.15	Fresno State*	1	1	8	119	14.9	29	0	
N.23	at Hawai'i*	1	0	4	32	8.0	12	0	
N.30	Brigham Young*	1	1	4	78	19.5	33	0	
D.21	vs. Central Michigan~	1	1	3	111	37.0	74	2	22, 74
2019 SEASON TOTALS		13	10	48	633	13.2	74	2	

FRESHMAN SEASON - 2019 GAME-BY-GAME / PUNT RETURNS

Date	Opponent	GP	GS	No.	Yds.	Avg.	Lg.	TD	TD Lengths
A.31	Weber State	1		0	0	0.0	0	0	
S.7	at UCLA	1	*	0	0	0.0	0	0	
S.14	at New Mexico State	1		0	0	0.0	0	0	
S.21	Utah State*	1	*	1	13	13.0	13	0	
O.5	at Colorado State*	1		0	0	0.0	0	0	
O.12	Wyoming*	1		0	0	0.0	0	0	
O.19	at San José State*	1		1	0	0.0	0	0	
O.26	at UNLV*	1	*	4	48	12.0	25	0	
N.9	Nevada*	1	*	3	17	5.7	9	0	
N.15	Fresno State*	1	*	2	0	0.0	1	0	
N.23	at Hawai'i*	1	*	0	0	0.0	0	0	
N.30	Brigham Young	1	*	0	0	0.0	0	0	
D.21	vs. Central Michigan~	1	*	1	0	0.0	0	0	
2019 SEASON TOTALS		12	5	12	93	7.8	17	0	

Bold indicates season high. * - Mountain West game. ~ - 2019 New Mexico Bowl (Dreamstyle Stadium; Albuquerque, N.M.). GS - * in this category the player was on the field the first time San Diego State was in the kick/punt return formation.



Jesse Matthews - Inside The Numbers

MOST RECEPTIONS BY AN AZTEC FRESHMAN / SEASON

Rk.	Name	Year	Yards	Receptions
1.	Will Blackwell	1994	689	51
2.	▶ Jesse Matthews	2019	633	48
3.	Darnay Scott	1991	727	35
4.	Vincent Brown	2007	349	31
5.	Gavin Escobar	2010	323	29

MOST RECEIVING YARDS BY AN AZTEC FRESHMAN / SEASON

Rk.	Name	Year	Receptions	Yards
1.	Darnay Scott	1991	35	727
2.	Will Blackwell	1994	51	689
3.	▶ Jesse Matthews	2019	48	633
4.	Az Hakim	1994	17	370
5.	Gavin Escobar	2010	29	323

MOST RECEIVING YARDS BY AN AZTEC FRESHMAN SINCE 1996 / GAME

Rk.	Name	Opponent	Date	Receptions	Yards
1.	▶ Jesse Matthews	Fresno State	Nov. 15, 2019	8	119
2.	▶ Jesse Matthews	vs. Central Michigan	Dec. 21, 2019	3	111
3.	Ethan Dedeaux	Sacramento State	Sept. 8, 2018	6	90
4.	▶ Jesse Matthews	Brigham Young	Nov. 30, 2019	4	78
5.	Michael Franklin	at Wyoming	Oct. 19, 2002	8	75

Aztec Players



10 STRAIGHT BOWL GAME APPEARANCES ► 21 CONFERENCE CHAMPIONSHIPS

turn of nine yards ... Had a career-high eight catches for a career-best 119 yards against Fresno State in a start and 65 snaps, being named to the Pro Football Focus Mountain West Team of the Week for the first time of his career ... Became the 86th different 100-yard receiver in program history (328th occasion overall) ... Also returned two punts for zero yards ... Had four catches for 32 yards (8.0 avg.) in 53 offensive snaps off the bench at Hawai'i ... Had team highs of four recep-

tions and 78 yards (19.5 avg.) in a start and 53 snaps against Brigham Young ... Had a career-long 33-yard catch in the game, while his 19.5 average was also a career best (min. 2 rec.) ... Was named the co-Most Valuable Offensive Player of the New Mexico Bowl vs. Central Michigan when he had three receptions for 111 yards and his first two career touchdowns ... Recorded his second 100-yard receiving game of the season (and career) ... The 74-yard touchdown

catch was SDSU's longest offensive play this year and the longest catch of his career ... Finished with 19 catches and 340 yards (85.0 ypg) over his final four games.

on the baseball team and the point guard on the basketball squad.

PERSONAL

Jesse Thomas Eliseo Matthews was born Aug. 12, 1999, in San Diego ... Son of Tom and Jessica Matthews ... Is majoring in communication.

SINGLE-GAME BESTS

Career Highs: Receptions: 8 vs. Fresno State (11/15/19); Receiving Yards: 119 vs. Fresno State (11/15/19); Receiving Touchdowns: 2 vs. Central Michigan (12/21/19); Long Reception: 74 vs. Central Michigan (12/21/19); Carries: 1 vs. Utah State (9/21/19); Rushing Yards: 7 vs. Utah State (9/21/19); Long Rush: 7 vs. Utah State (9/21/19); Punt Returns: 4 at UNLV (10/26/19); Punt Return Yards: 48 at UNLV (10/26/19); Long Punt Return: 25 at UNLV (10/26/19); All-Purpose Yards: 119 vs. Fresno State (11/15/19).

Matthews' Career Statistics

Receiving							
Season	GP	GS	Rec.	Yds.	Avg.	Long	TD
2019	13	10	48	633	13.2	74	2
Career	13	10	48	633	13.2	74	2

Punt Returns								All-Purpose	
Season	GP	GS	No.	Yds.	Avg.	Long	TD	Total	Yds/Gm.
2019	13	8	12	78	6.5	25	0	718	55.2
Career	13	8	12	78	6.5	25	0	718	55.2

32 → Connor McBride



- ◆ Fullback
- ◆ Junior - Squad, 6-2, 240
- ◆ Irvine, Calif.
- ◆ Woodbridge High/Saddleback College

Set school career records in rushing yards (4,704) and rushing touchdowns (43) as a prep.

Accomplished high school running back who made the move to fullback at San Diego State ... A good pass catcher.

SOPHOMORE SEASON (2019)

Did not play during the 2019 campaign.

REDSHIRT SEASON (2018)

Utilized his redshirt season.

AT SADDLEBACK COLLEGE (2017)

Played one season at Saddleback College, playing 10 games in 2017 ... Rushed 27 times for 134 yards (5.0 avg.) with four touchdowns, while adding a 14-yard catch.

HIGH SCHOOL

Played four years at Woodbridge High School in Irvine, Calif., earning two letters ... Was a three-time first-team all-league running back (2014-16) ... Also an all-county third-team pick in 2015 and 2016 ... Rushed for school records of 4,704 yards and 43 touchdowns for his career on 723 carries (6.5 avg.), according to MaxPreps ...

Recorded 25 career 100-yard games and averaged 138.4 yards per game ... Also caught 31 passes for 278 yards and two touchdowns.

PERSONAL

Connor McBride was born June 1, 1998, in Newport Beach, Calif. ... Son of Matthew and Kathleen McBride ... A social science major.

54 → Caden McDonald



- ◆ Linebacker
- ◆ Junior - 2 Letter, 6-3, 235
- ◆ Haslet, Texas
- ◆ Northwest High

Recovered a blocked punt for a touchdown at UNLV on Oct. 26, 2019.

- ◆ Two-time MW Fall All-Academic Team (2018-19)

Young, skilled linebacker who has improved greatly since arriving to SDSU in 2017 ... Was a regular in the starting lineup last year ... Enters the 2020 season has the projected starting "Sam" linebacker.

JUNIOR SEASON (2020)

Has been named a preseason all-Mountain West third-team selection by Phil Steele Magazine.

SOPHOMORE SEASON (2019)

Played in 13 games, making 10 starts ... Had 34 tackles (15 solo) with 5.5 tackles for loss, 2.5 sacks, an interception, two pass

McDonald's Career Game-By-Game

FRESHMAN SEASON - 2018 GAME-BY-GAME

Date	Opponent	GP	GS	UA	A	TT	TFL	Sk.	Int.	PBU	FF	FR
A.31	at No. 13/13 Stanford	1	0	0	0	0	0.0	0.0	0	0	0	0
S.8	Sacramento State	1	0	0	0	0	0.0	0.0	0	0	0	0
S.15	No. 23/25 Arizona State	1	0	1	0	1	0.0	0.0	0	0	0	0
S.22	Eastern Michigan	1	0	0	0	0	0.0	0.0	0	0	0	0
O.6	at rv/No. 24 Boise State*	1	0	0	0	0	0.0	0.0	0	0	0	0
O.12	Air Force*	1	0	0	0	0	0.0	0.0	0	0	0	0
O.20	San José State*	1	0	0	0	0	0.0	0.0	0	0	0	0
O.27	at Nevada*	1	0	0	0	0	0.0	0.0	0	0	0	0
N.3	at New Mexico*	1	0	0	0	0	0.0	0.0	0	0	0	0
N.10	UNLV*	1	0	0	0	0	0.0	0.0	0	0	0	0
N.17	at Fresno State*	1	0	0	0	0	0.0	0.0	0	0	0	0
N.24	Hawai'i*	1	0	0	0	0	0.0	0.0	0	0	0	0
D.19	vs. Ohio#	1	0	0	1	1	0.0	0.0	0	0	0	0
2018 SEASON TOTALS		13	0	1	1	2	0.0	0.0	0	0	0	0

breakups, a fumble recovery, seven quarterback hurries and a touchdown on special teams ... Tied for third in FBS in punt return

touchdowns (1, off a blocked punt) ... Started the opener with Weber State for the first time of his career, making two tackles (one solo)

Aztec Players



10 STRAIGHT BOWL GAME APPEARANCES ▶ 21 CONFERENCE CHAMPIONSHIPS

CADEN MCDONALD ◀ PLAYERS
AZTEC FOOTBALL MEDIA GUIDE

At A Glance

▶ Started 10 of the 13 games last season after playing in just 26 defensive snaps as a freshman in 2018.

▶ Returned a blocked punt for a touchdown at UNLV on Oct. 26, 2019, SDSU's first block punt return for a touchdown since Trenton Thompson returned Kaelin Himphill's block vs. Air Force on Oct. 12, 2018 and just the second since Freddy Keiaho returned one for a score against New Mexico on Oct. 22, 2005.

▶ Recorded two sacks at Hawai'i on Nov. 23, tied with Keshawn Banks (New Mexico State on Sept. 14) for the most by an Aztec in a game last season.

▶ Younger brother, Cooper, is a true freshman linebacker at Washington this season.

in 35 snaps and adding a quarterback hurry ... Had a then career-high four tackles (three solo), including 0.5 tackles for loss, and a quarterback hurry in 52 snaps off the bench at UCLA after entering the game with four career stops in 14 games ... Also recovered a fumble after a Kyahva Tezino sack, his first of the career ... The turnover led to a Ryan Agnew 34-yard touchdown pass to Kobe Smith ... Registered one assisted tackle in 17 snaps off the bench at New Mexico State ... Had an assisted tackle, which went down as 0.5 TFL, and a quarterback hurry vs. Utah State in 16 snaps ... Started for the second time of his career at Colorado State, making a career-high-tying four tackles, including a then career-high 1.5 tackles for loss and 0.5 sacks, in 41 snaps ... The 1/2 sack was the first of his career ... Came up with four tackles in a start across 48 snaps against Wyoming ... Started again at San José State, playing all 54 snaps, and making two tackles with an interception ... The interception, which was returned 11 yards, was the first of his career and set up SDSU for victory formation late in the fourth quarter ... Had an assisted tackle and a pass breakup in a fourth straight start at UNLV in 69 defensive snaps, while recovering a blocked punt by Trenton Thompson for a touchdown ... It was SDSU's first block punt return for a touchdown since Thompson returned Kaelin Himphill's block vs. Air Force on Oct. 12, 2018 ... The touchdown gave SDSU a 14-0 lead ... Earned the start once again vs. Nevada, making a career-high five tackles (three

solo), including a tackle for loss, while playing all 56 snaps ... Had a solo tackle in a start and 30 snaps vs. Fresno State ... Had four solo tackles, including a career highs of 2.0 sacks and 2.0 tackles for loss for nine yards in a start and 44 snaps at Hawai'i ... Came up with an assisted tackle and two quarterback hurries in a start over 53 snaps vs. Brigham Young ... Had four tackles (two solo) with a pass breakup and a quarterback hurry in a start over 51 snaps vs. Central Michigan in the New Mexico Bowl.

FRESHMAN SEASON (2018)

Played in the team's 13 games of the season, mainly on special teams ... Had two tackles (one solo) ... Logged 26 defensive snaps on the season ... Made his collegiate debut in the opener at No. 13/13 Stanford, but did not record a stat ... Played three snaps and on special teams ... Also played statless special teams time vs. Sacramento State ... Had his first career tackle against No. 23/25 Arizona State, making the stop on defense, where he played five snaps ... Had seven statless snaps vs. Eastern Michigan ... Did not record a stat in special teams action at rv/No. 24 Boise State, vs. Air Force and against San José State ... Played one defensive snap at Nevada ... Also played on special teams at New Mexico, against UNLV, at Fresno State and against Hawai'i ... Had an assisted tackle in 10 defensive snaps against Ohio in the DXL Frisco Bowl.

REDSHIRT SEASON (2017)

Utilized his redshirt season.

HIGH SCHOOL

Three-year letter winner at Northwest High School in Justin, Texas ... Recorded a school-record 290 tackles for his career along with three interceptions, two fumble recoveries, a forced fumble and a blocked punt ... Totaled a school-record 290 tackles over his career ... Was a first-team all-state selection ... Was a two-time first-team all-district pick ... Was an academic all-state honoree ... Named a Dallas-Fort Worth (DFW) defensive player-of-the-year nominee ... Was the team's defensive player of the year three times ... A three-star recruit by ESPN, 247sports and Scout, and a two-star recruit by Rivals ... Received a grade of 80 by 247sports and 72 from ESPN ... Scout had him as the 10th-best linebacker recruit in the talent-rich state of Texas 2017 recruiting class ... Also was a four-year letter winner for the track & field team, qualifying for the state meet, as well as the district, area and regional championships.

SOPHOMORE - 2019 GAME-BY-GAME

Date	Opponent	GP	GS	UA	A	TT	TFL	Sk.	Int.	PBU	FF	FR
A.31	Weber State	1	1	1	1	2	0.0	0.0	0	0	0	0
S.7	at UCLA	1	0	3	1	4	0.5	0.0	0	0	0	1
S.14	at New Mexico State	1	0	0	1	1	0.0	0.0	0	0	0	0
S.21	Utah State*	1	0	0	1	1	0.5	0.0	0	0	0	0
O.5	at Colorado State*	1	1	1	3	4	1.5	0.5	0	0	0	0
O.12	Wyoming*	1	1	0	4	4	0.0	0.0	0	0	0	0
O.19	at San José State*	1	1	0	2	2	0.0	0.0	1	0	0	0
O.26	at UNLV*	1	1	0	1	1	0.0	0.0	0	1	0	0
N.9	Nevada*	1	1	3	2	5	1.0	0.0	0	0	0	0
N.15	Fresno State*	1	1	1	0	1	0.0	0.0	0	0	0	0
N.23	at Hawai'i*	1	1	4	0	4	2.0	2.0	0	0	0	0
N.30	Brigham Young	1	1	0	1	1	0.0	0.0	0	0	0	0
D.21	vs. Central Michigan~	1	1	2	2	4	0.0	0.0	0	1	0	0
2019 SEASON TOTALS		13	10	15	19	34	5.5	2.5	1	2	0	1

*Bold indicates season high. * - Mountain West game. # - 2018 DXL Frisco Bowl (Toyota Stadium; Frisco, Texas). ~ - 2019 New Mexico Bowl (Dreamstyle Stadium; Albuquerque, N.M.).*



PERSONAL

Caden Blaine McDonald was born Aug. 13, 1998, in Phoenix, Ariz. ... Son of Mike and Jill McDonald ... Younger brother, Cooper, is a true freshman at Washington this season ... Picked SDSU over numerous other offers, including Army West Point, Air Force, North Texas, UTSA, Bowling Green, Fresno State, Northwestern State, Lamar, Brown, Cornell and Penn ... A kinesiology major with an emphasis as a fitness specialist.

SINGLE-GAME BESTS

Career Highs: **Tackles:** 5 vs. Nevada (11/9/19); **Tackles For Loss:** 2.0 at Hawai'i (11/23/19); **Sacks:** 2.0 at Hawai'i (11/23/19); **Interceptions:** 1 at San José State (10/19/19); **Pass Breakups:** 1 vs. Central Michigan (12/21/19), at UNLV (10/26/19); **Fumble Recoveries:** 1 at UCLA (9/7/19); **Touchdowns:** 1 at UNLV (10/26/19).

McDonald's Career Statistics

Season	GP	GS	UA	A	TT	TFL	Sk.	Int.	PBU	FF	FR
2018	13	0	1	1	2	0.0	0.0	0	0	0	0
2019	13	10	15	19	34	5.5	2.5	1	2	0	1
Career	26	10	16	20	36	5.5	2.5	1	2	0	1



33 → Patrick McMorris



- ◆ Safety
- ◆ Sophomore - 1 Letter, 6-0, 210
- ◆ Santa Ana, Calif.
- ◆ Santa Ana High

Was one of only two Aztec true freshman to appear on the depth chart last season (also MLB Michael Shawcroft).

Impressed the coaching staff in his first college camp in 2019 ... Will look for more playing time this year after mainly seeing time on special teams a year ago ... Enters the 2020 season as the backup to senior Dwayne Johnson Jr. at the signature Aztec position in the 3-3-5 defense.

FRESHMAN (TRUE) SEASON (2019)

Played in nine games in his true freshman season, mainly on special teams with just three snaps on the defensive side of the ball ... Had one solo tackle ... Logged special teams snaps in the opener with Weber State and at UCLA, but did not find the stat sheet ... Did not play at New Mexico State, against

Utah State, at Colorado State or vs. Wyoming ... Came back to play on special teams at San José State, at UNLV, vs. Nevada, vs. Fresno State, at Hawai'i and vs. Brigham Young ... Saw time on special teams against Central Michigan in the New Mexico Bowl and then played three defensive snaps late, making one solo tackle.

HIGH SCHOOL

Spent one season at Santa Ana High School, where he led the team to a 10-3 record and 5-0 league mark en route to a conference crown ... Ran for 1,801 yards and 23 touchdowns on 141 carries (12.8 avg.) in 2018, while catching 17 passes for 375 yards (22.1 avg.) and another two scores, according to MaxPreps ... On the defensive side, recorded 99 tackles and two interceptions, while returning eight punts for 187 yards (23.4 avg.) on special teams ... Spent his previous two years (2016-17) at Godinez High School in Santa Ana, Calif., where he rushed for 2,287 yards on 354 carries (6.5 avg.) and 28 touchdowns, caught 28 passes for 272 yards (9.7 avg.) and two touchdowns, and had 53 tackles, five interceptions, one forced fumble, one fumble recovery and one pass breakup ... A three-star

recruit by 247sports, receiving a grade of 80.

PERSONAL

Picked San Diego State over Cal Poly, Sacramento State and Weber State ... Is majoring in criminal justice.

SINGLE-GAME BESTS

Career Highs: Tackles: 1 vs. Central Michigan (12/21/19)

McMorris' Career Statistics

Season	GP	GS	UA	A	TT	TFL	Sk	Int.	PBU	FF	FR
2019	9	0	1	0	1	0.0	0.0	0	0	0	0
Career	9	0	1	0	1	0.0	0.0	0	0	0	0

58 → Connor Mitchell



- ◆ Defensive Line
- ◆ Junior - 2 Letters, 6-5, 265
- ◆ Island Lakes, Ill.
- ◆ Wauconda High

Enters 2020 as a projected starting defensive end, despite having never started a game.

Athletic defensive end who continues to learn the 3-3-5 defense ... Signed with the 2017 class out of high school and joined the Aztecs early for the spring season ... Was a defensive tackle in 2017, but moved to defensive end for the 2018 season where he backed up senior Anthony Luke with teammate Keshawn Banks ... Then backed up senior Myles Cheatum last year ... Enters the 2020 campaign as one of the two projected starters at defensive end.

FRESHMAN SEASON (2018)

Played in all 13 games on the season, making eight tackles (four solo), including a tackle for loss, and three quarterback hurries in 229 snaps ... Logged his first collegiate snaps (21) in the opener at No. 13/13 Stanford ... Had his first stat - a solo tackle - the following week against Sacramento State across 17 snaps ... Did not find the stat sheet in playing time in 17 snaps against No. 23/25 Arizona State ... Had 15 snaps without recording a stat vs. Eastern Michigan ... Had two tackles (one solo) in 20 snaps at rv/No. 24 Boise State ... Recorded a career-high

three tackles (two solo) with a tackle for loss in 35 snaps against Air Force ... Did not find the stat sheet in 17 snaps against San José State ... Played 20 snaps on defense at Nevada, making one assisted tackle ... Did not record a stat in nine snaps at New Mexico ... Played 12 snaps vs. UNLV without finding the stat sheet ... Had a solo tackle in 11 snaps at Fresno State ... Logged nine snaps vs. Hawai'i, registering a quarterback hurry ... Played 22 snaps in the Frisco Bowl vs. Ohio, where he had two quarterback hurries.

REDSHIRT SEASON (2017)

Ended up redshirting his first season at SDSU.

HIGH SCHOOL

Earned three letters at Wauconda High School in Wauconda, Ill. ... Was an all-state, all-area, all-conference and the team MVP for the Bulldogs ... Led the league in sacks as a senior ... Helped lead Wauconda HS to two playoff appearances over this three years ... A three-star recruit by Rivals and a two-star recruit by Scout ... Also earned all-academic honors with at least a 3.5 GPA each semester ... Also played baseball with the Bulldogs.

PERSONAL

Connor Mitchell was born March 23, 1998, in Barrington, Ill. ... Son of Andy and Becky Mitchell ... Was also recruited by Air Force, Boise State, Colorado, North Carolina, Purdue and Northwestern ... Is majoring in communication.

SINGLE-GAME BESTS

Career Highs: Tackles: 3 vs. Air Force (10/12/18); Tackles For Loss: 1.0 at New Mexico State (9/14/19), vs. Air Force (10/12/18).

Mitchell's Career Statistics

Season	GP	GS	UA	A	TT	TFL	Sk	Int.	PBU	FF	FR
2018	13	0	4	4	8	1.0	0.0	0	0	0	0
2019	13	0	3	1	4	1.0	0.0	0	0	0	0
Career	26	0	7	5	12	2.0	0.0	0	0	0	0



29 → Allan Mwata



- ◆ Safety
- ◆ Sophomore - Squad, 6-0, 190
- ◆ Las Vegas, Nev.
- ◆ Liberty High

Mwata's Career Statistics

Season	GP	GS	UA	A	TT	TFL	Sk	Int.	PBU	FF	FR
2019	1	0	0	0	0	0.0	0.0	0	0	0	0
Career	1	0	0	0	0	0.0	0.0	0	0	0	0

Pronounced Mah-wahhta ... Young, defensive back who continues to learn the intricacies of the 3-3-5 defense ... Enters the 2020 season third on the depth chart at Field Warrior.

FRESHMAN SEASON (2019)

Logged one appearance on the season without recording a stat ... Was on the travel squad for the first time at Hawai'i, but did not play ... Played late against Central Michigan in the New Mexico Bowl, but did not make the stat sheet.

REDSHIRT SEASON (2018)

Redshirted his first season at SDSU.

HIGH SCHOOL

A three-year letter winner at Liberty High School in Las Vegas, Nev., the same school current Aztec wide receiver Ethan Dedeaux

attended ... Led the Patriots to a 34-6 (.850) record over the three seasons, including back-to-back league titles in 2015 and 2016 ... Registered 110 tackles over the last three years (according to MaxPreps), with 11 interceptions for 247 yards and two touchdowns, and 21 pass deflections ... Was a two-time all-league selection and an all-state pick ... Named the team's defensive MVP ... A two-star recruit by both Rivals and 247sports ... Ranked as the 18th-best recruit in the state of Nevada by 247sports.

PERSONAL

Allan Mwata was born Dec. 8, 1999, in the Democratic Republic of the Congo ... Son of Aline Kamikazi ... Picked San Diego State over other offers from Florida Atlantic, Brigham Young, UNLV and Northern Arizona ... Undecided on a major.

91 → Kahi Neves



- ◆ Defensive Line
- ◆ Junior - Squad, 6-4, 245
- ◆ Orem, Utah
- ◆ Timpview High/Snow College

Threw for 19 touchdowns and ran for another seven as a senior at Timpview High School in Provo, Utah in 2015.

Athletic defensive end, who will look for more playing time this year ... Is listed as the backup to 2019 all-Mountain West selection Keshawn Banks heading into the season.

Neves' Career Statistics

Season	GP	GS	UA	A	TT	TFL	Sk	Int.	PBU	FF	FR
2019	3	0	0	0	0	0.0	0.0	0	0	0	0
Career	3	0	0	0	0	0.0	0.0	0	0	0	0

SOPHOMORE SEASON (2019)

Saw action in three games on the season without recording a stat ... Was on the travel squad for the first time at UCLA and ended up on the squad for the final 12 games of the year ... Played snaps on defense late at New Mexico State on Sept. 14 for the first time of his Division I career ... Also played stalling snaps at Colorado State and vs. Central Michigan on in the New Mexico Bowl.

AT SNOW COLLEGE (2018)

Played one season at Snow College, making 36 tackles (22 solo) in 11 games with six sacks, 10.5 tackles for loss, a forced fumble and two fumble recoveries ... Best game was Sept. 1 vs. USA Revolution when he had three sacks and a forced fumble ... Also recorded two sacks, three tackles for loss and a fumble recovery vs. Mesa on Oct. 6.

AT ARIZONA (2016)

Spent three semesters at Arizona as a linebacker, arriving as a mid-season enrollee in

January 2016 ... Redshirted in 2016.

HIGH SCHOOL

Spent his last year at Timpview High School in Provo, Utah ... Led the Thunderbirds to an 11-2 record in 2015, including a league title and undefeated 6-0 campaign ... According to MaxPreps, threw for 2,439 yards and 19 touchdowns, completing 133 of 240 attempts ... Also rushed 121 times for 470 yards and seven scores ... Was a four-star recruit out of high school by ESPN as a linebacker, and a three-star recruit by Rivals and 247sports ... ESPN had him as the third-best recruit in the state of Utah with a scout grade of 80.

PERSONAL

Kahiapo K Neves was born June 30, 1997, in Salt Lake City, Utah ... Son of Kaniela Dana ... Picked Arizona out of high school over offers from Colorado, Utah and Hawai'i ... A social science major.

63 → Daniel Okpoko



- ◆ Defensive Line
- ◆ Sophomore - Squad, 6-5, 265
- ◆ Saskatoon, Saskatchewan, Canada
- ◆ St. Joseph's High

Okpoko's Career Statistics

Season	GP	GS	UA	A	TT	TFL	Sk	Int.	PBU	FF	FR
2019	1	0	0	0	0	0.0	0.0	0	0	0	0
Career	1	0	0	0	0	0.0	0.0	0	0	0	0

Pronounced OH-poke-oh ... Athletic, lanky lineman, who will look for playing time this season on a young front three ... Enters 2020 third on the depth chart at one of the defensive end spots.

FRESHMAN SEASON (2019)

Played in one game on the season without recording a stat ... Made his collegiate debut late against Central Michigan in the New Mexico Bowl without finding the stat sheet ... Was on the travel squad for 10 of the final 11 games (did not travel to San José State).

REDSHIRT SEASON (2018)

Utilized his redshirt season in his first year at San Diego State.

HIGH SCHOOL

Played at St. Joseph's High School in Saskatoon, Saskatchewan, Canada ... A

member of the Football Canada U18 National team ... Had 8.5 sacks during the 2016 season at St. Joseph's HS ... Also played basketball and competed on the track & field team at St. Joseph's HS ... Was a scholar-athlete.

PERSONAL

Daniel Okpoko was born May 25, 2000, in Lagos, Nigeria ... Son of Miwe Okpoko ... Picked San Diego State over North Dakota and Fresno State ... Is majoring in business administration with an emphasis in finance.



11 → Brionne Penny



- ◆ Wide Receiver
- ◆ Freshman - Redshirt, 6-3, 185
- ◆ Norwalk, Calif.
- ◆ Narbonne High

Older brother, Rashaad Penny, set a SDSU single-season record with 2,248 yards as a senior in 2017.

Young, athlete who continues to learn the receiving position ... Can also return kicks and punts ... Enters 2020 fourth on the depth chart at the 'X' position.

REDSHIRT SEASON (2019)

Redshirted his first season at SDSU.

HIGH SCHOOL

Played his senior season at Narbonne High School and his sophomore and junior seasons at Norwalk High ... Totaled 29 career touchdowns in 28 games (according to MaxPreps), including 24 rushing scores, two kick return touchdowns, and one apiece via receiving, punt return and interception ... A consensus three-star prospect by ESPN, Rivals and 247sports ... Received an 85 grade from 247sports and a 73 by ESPN.

PERSONAL

Brionne Chris Penny was born May 22,

1999, in San Diego ... Son of Tammy Peal ... Older brother, Rashaad, set an Aztec program record with 2,248 rushing yards and 2,974 all-purpose yards in 2017, both which were the fifth most in NCAA FBS history, and was drafted in the first round of the 2018 NFL Draft by the Seattle Seahawks ... Oldest brother, Elijah, led Idaho in rushing in his two seasons at Idaho (2014-15) and now plays for the New York Giants ... Picked San Diego State over offers from Utah State, New Mexico and San José State ... Is majoring in business administration with an emphasis in marketing.

59 → Jacob Raab



- ◆ Long Snapper
- ◆ Junior - Transfer, 6-3, 250
- ◆ Del Mar, Calif.
- ◆ Torrey Pines High/Saddleback College

Father, Marc, played in the NFL for Washington (1993) and San Diego (1998).

An accurate long snapper, who joined the Aztecs for the 2020 spring campaign.

AT SADDLEBACK COLLEGE (2018-19)

Spent two seasons at Saddleback College as the team's long snapper ... Had two tackles over this two years with the Gauchos, where he was a scholar-athlete.

HIGH SCHOOL

Lettered in football and basketball at Torrey Pines High School ... Was a scholar-athlete.

PERSONAL

Jacob Raab was born Aug. 5, 1999, in Wal-

nut Creek, Calif. ... Son of Marc and Tammy Raab ... Father, Marc, played in the NFL with San Diego and Washington in the 1990s ... Is majoring in social science.

13 → Isaiah Richardson



- ◆ Wide Receiver
- ◆ Junior - 1 Letter, 6-1, 190
- ◆ Palmdale, Calif.
- ◆ Chaminade College Prep

Six of his 12 career catches (also 123 of 177 receiving yards) came in two games (2018 Frisco Bowl & Sept. 21, 2019 vs. USU).

Speedy, athletic receiver who is not afraid of contact ... Burst onto the scene with three catches for 58 yards in his first career game against Ohio in the 2018 DXL Frisco Bowl ... Enters the 2020 season second on the depth chart at the 'Z' receiver position ... Also plays on special teams.

SOPHOMORE SEASON (2019)

Played in all 13 games in a reserve role ... Had nine catches for 119 yards (13.2 avg.)

with a 49-yard touchdown ... Played statless offensive snaps vs. Weber State, UCLA and New Mexico State ... Had a productive game in just 12 snaps vs. Utah State, making three catches for a career-high 65 yards (21.7 avg.) with a 49-yard touchdown ... The touchdown was the first of his career, while the three receptions tied a career best ... The 49-yard catch from Ryan Agnew was then SDSU's longest passing play this season ... The touchdown brought the Aztecs to within

six points at 23-17 late in the fourth quarter ... Made a 5-yard grab in 11 snaps at Colorado State ... Did not make a catch in 16 snaps against Wyoming ... Caught an 8-yard pass at San José State in 16 snaps, which went for a first down ... Logged 19 statless snaps at UNLV ... Made a 11-yard grab in 14 snaps vs. Nevada ... Had two catches for 17 yards (8.5 avg.) in 31 snaps against Fresno State with a long of nine yards ... Had a 13-yard reception in six snaps off the bench at Hawai'i ... Logged four statless snaps against Brigham Young ... Played 16 snaps vs. Central Michigan in the New Mexico Bowl without finding the stat sheet.

FRESHMAN SEASON (2018)

Made the most out of his one appearance, making three catches for 58 yards (19.3 avg.) with a long of 30 yards ... Did not play the first 12 games of the season, but was on the travel squad for games vs. Air Force, San José State, Fresno State and Hawai'i ... Made his first career appearance against Ohio in the DXL Frisco Bowl, making three catches for 58 yards (19.3 avg.) with a long of 30 yards in just nine snaps.

REDSHIRT SEASON (2017)

Redshirted his first year at San Diego State.

HIGH SCHOOL

Earned three varsity letters at Chaminade College Preparatory School in West Hills,

Calif. ... Caught 23 passes for 259 yards and one touchdown during his junior season ... Earned second-team all-Mission League honors ... Was listed as a three-star recruit by ESPN and Scout, and a two-star recruit by Rivals and 247sports ... Received a grade of 79 by 247sports and a 71 by ESPN ... Ranked 27th among wide receiver prospects in the state of California and 39th in the West by Scout ... Also competed in basketball and track and field as a prep.

PERSONAL

Michael Isaiah Richardson was born May 23, 1999, in San Diego, Calif. ... Son of Michael and Evette Richardson ... Drew interest from Washington, Colorado, Oregon State, Fresno State and San José State during the recruiting process ... Is majoring in kinesiology with an emphasis as a fitness specialist.

SINGLE-GAME BESTS

Career Highs: Receptions: 3 vs. Utah State (9/21/19), vs. Ohio (12/19/18); Receiving Yards: 65 vs. Utah State (9/21/19); Receiving Touchdowns: 1 vs. Utah State (9/21/19); Long Reception: 49 vs. Utah State (9/21/19).

Richardson's Career Statistics

Receiving Season	GP	GS	Rec.	Yds.	Avg.	Long	TD
2018	1	0	3	58	19.3	30	0
2019	13	0	9	119	13.2	49	1
Career	14	0	12	177	14.8	49	1



49 → Charlie Rogers



- ◆ Fullback
- ◆ Freshman - Redshirt, 6-2, 240
- ◆ Loomis, Calif.
- ◆ Del Oro High

Hard-working, young fullback, who adds depth to the running back corps.

REDSHIRT SEASON (2019)

Utilized his redshirt season.

HIGH SCHOOL

Earned two letters at Del Oro High School in Loomis, Calif. ... Led the Golden Eagles to a 13-2 record (5-1 league) as a senior en route to a making the NorCal championship ... MaxPreps ranked Del Oro HS as the 15th-best team in California ... Led the team as a senior in tackles (118), tackles for loss (19.0) and sacks (4.0) ... Was a member of the Na-

tional Honor Society and part of the National Football Foundation scholar athlete hall of fame ... Also was a section finalist and team leader of the Golden Eagle swim team.

PERSONAL

Charles Parker Rogers was born Aug. 2, 2001 in Roseville, Calif. ... Son of Daryl Rogers, who played college and arena football ... Also was recruited by UC Davis and San Diego ... Is majoring in business administration with an emphasis in marketing.

5 → Mark Salazar



- ◆ Quarterback
- ◆ Junior - Squad, 6-3, 205
- ◆ San Diego, Calif.
- ◆ Rancho Bernardo High

FRESHMAN SEASON (2018)

Did not play during his second season, where he rose as high as No. 2 on the depth chart for parts of the year.

REDSHIRT SEASON (2017)

Was on the travel squad the whole season as a true freshman, but did not see any action ... Ultimately ended up redshirting.

HIGH SCHOOL

Played at nearby Rancho Bernardo High School ... Led the team to a 24-3 record over the past two years including an 11-1 mark as a senior in 2016 ... Was 257-for-374 (68.7 pct.) for 3,496 yards and 32 touchdowns against 11 interceptions over the last two years, according to MaxPreps ... Also rushed 52 times for 237 yards and seven additional

touchdowns ... Was a three-star recruit by 247sports, and a two-star recruit by Rivals and Scout ... Received a grade of 80 by Scout.

PERSONAL

Mark Anthony Salazar was born April 22, 1999, in San Diego ... Son of Robert Salazar and Lorie Atoe ... Picked the Aztecs over an offer from Fresno State, while drawing interest from Utah, Arizona, Colorado State and Utah State ... Is majoring in public administration.

An extremely accurate quarterback ... Continues to improve with practice reps ... Enters the season as the co-backup with Jordan Brookshire to Carson Baker.

SOPHOMORE SEASON (2019)

Suffered an early season injury and ended up working with the scout team.

20 → Rashad Scott



- ◆ Safety
- ◆ Junior - 2 Letters, 6-2, 190
- ◆ San Diego, Calif.
- ◆ Helix High

Prepped at Helix High School with fellow Aztecs Carson Baker and Michael Shawcroft.

New Mexico State and Utah State ... Returned to play on special teams at Colorado State ... Came up with a solo tackle and a fumble recovery on an Aztec punt against Wyoming ... The fumble recovery was the first of his career ... Did not travel for the San José State game ... Returned to play at UNLV, making an assisted tackle in his first career two defensive snaps ... Played one defensive snap and on special teams against Nevada ... Played on special teams without recording a stat vs. Fresno State, at Hawai'i and against Brigham Young ... Did not play vs. Central Michigan in the New Mexico Bowl after suffering a leg injury during bowl week.

School in La Mesa, Calif. ... Helped the Highlanders to a 34-7 (.829) record over the three years, including a state championship appearance and 13-2 record in 2017 ... Had eight interceptions and 11 pass deflections in 2017 on defense ... A three-star recruit as an athlete by Rivals and a three-star recruit at wide receiver by 247sports.

PERSONAL

Rashad Dewayne Scott was born Nov. 8, 2000, in San Diego ... Son of Rickey and Caroline Scott ... According to Rivals, chose the Aztecs over other offers from Fresno State, Brigham Young, Wyoming, Utah State, UNLV, Hawai'i and San José State ... Undecided on a major.

Young, smart player who logged time on special teams as a true freshman in 2018 ... After the 2019 spring was second on the depth chart at the signature 'Aztec' position in SDSU's 3-3-5 defense, but suffered an off-season injury and came back midseason ... Is listed as third on the depth chart at the 'Aztec' position heading into the 2020 cam-

paign ... Also sees time on special teams.

SOPHOMORE SEASON (2019)

Played in seven games on the season, missing the first four with an offseason injury and two others with other injuries ... Had two tackles (one solo) and a fumble recovery ... Missed the games with Weber State, UCLA,

FRESHMAN (TRUE) SEASON (2018)

Played in the final 11 games of the season as a true freshman, making one tackle on special teams ... Was on the travel squad for all 13 games ... Did not play at No. 13/13 Stanford or against Sacramento State ... Made his debut on special teams vs. No. 23/25 Arizona State and played the final 10 after the ASU game ... Lone tackle was a solo stop at Fresno State.

SINGLE-GAME BESTS

Career Highs: Tackles: 1 at UNLV (10/26/19), vs. Wyoming (10/12/19), at Fresno State (11/17/18); Fumble Recoveries: 1 vs. Wyoming (10/12/19).

Scott's Career Statistics

Season	GP	GS	UA	A	TT	TFL	Sk	Int.	PBU	FF	FR
2018	11	0	1	0	1	0.0	0.0	0	0	0	0
2019	7	0	1	1	2	0.0	0.0	0	0	0	1
Career	18	0	2	1	3	0.0	0.0	0	0	0	1

HIGH SCHOOL

Lettered three years at nearby Helix High



46 → Michael Shawcroft



- ◆ Linebacker
- ◆ Sophomore - 1 Letter, 6-2, 230
- ◆ San Diego, Calif.
- ◆ Helix High

Was the 2018 CIF San Diego Section Defensive Player of the Year at nearby Helix High School.

◆ 2019 MW Fall All-Academic Team

Young, athletic safety, who has impressed the coaching staff early with his speed and tenacity ... Played last year as a true fresh-

man, mainly on special teams ... Is listed second on the depth chart at middle linebacker behind senior Kaelin Himphill entering the 2020 season.

Shawcroft's Career Statistics

Season	GP	GS	UA	A	TT	TFL	Sk	Int.	PBU	FF	FR
2019	13	0	3	2	5	0.0	0.0	0	0	0	0
Career	13	0	3	2	5	0.0	0.0	0	0	0	0

FRESHMAN (TRUE) SEASON (2019)

Played on special teams in the team's 13 games and six snaps on the defensive side ... Had five tackles (three solo) ... Led the Aztecs with five tackles on special teams, along with Trenton Thompson ... Logged special teams snaps in his first career game in the opener with Weber State, making one tackle on the punt unit ... Also played on special teams at UCLA, New Mexico State and Utah State without recording a stat ... Played his first career snaps on defense, logging three statless ones at Colorado State ... Played statless time on special teams vs. Wyoming ... Logged a solo stop at San José State on the punt unit ... Did not record a stat at UNLV ... Had an assisted tackle against Nevada on special teams ... Had a pair of tackles (one solo) on special teams vs. Fresno State ... Played statless special teams snaps at Hawai'i and against Brigham Young ... Saw three snaps on defense vs. Central Michigan in the New Mexico Bowl.

current Aztecs Carson Baker and Rashad Scott ... Scored seven touchdowns over his high school career on offense (according to MaxPreps, which didn't list defensive stats) ... Led Helix HS to five shutouts in 2017 ... Was the 2018 CIF San Diego Section Defensive Player of the Year and a two-time all-CIF first-team selection (2017-18) ... Was a three-star recruit by ESPN and 247sports, and a two-star prospect by Rivals ... Received a grade of 81 by 247sports and 75 by ESPN.

PERSONAL

Michael Anthony Shawcroft was born Nov. 30, 2000, in San Diego, Calif. ... Son of Jack and Liz Shawcroft... Committed to the Aztecs early in the process over offers from Army West Point, Utah State, Nevada, Hawai'i, Air Force, UNLV, Brown, Columbia, Dartmouth, Harvard, Penn, Princeton, Yale and Holy Cross ... Is undecided on a major.

SINGLE-GAME BESTS

Career Highs: Tackles: 2 vs. Fresno State (11/15/19).

HIGH SCHOOL

Played three seasons at nearby Helix High School in La Mesa, the same high school as

95 → Nassir Sims



- ◆ Defensive Line
- ◆ Freshman - Redshirt, 6-2, 280
- ◆ Goodyear, Arizona
- ◆ Desert Edge High

◆ 2019 SDSU Defensive Scout Player of the Year

Physical defender with a large frame ... Will look to see time this season in a young defensive front ... Enters the 2020 season

fourth on the depth chart at defensive tackle.

REDSHIRT SEASON (2019)

Redshirted his first season on The Mesa, earning the team's defensive scout player of the year award.

HIGH SCHOOL

Earned three letters at Desert Edge High School in Goodyear, Ariz. ... Led the Scorpions to a 26-11 record over the three years with two league championships (2016 and 2018) ... Amassed 123 tackles (76 solo), 36.5 tackles for loss, 11.5 sacks, two forced fumbles and two fumble recoveries (according to MaxPreps) ... Also scored four rushing touchdowns (three in 2018) ... A consensus three-star prospect by ESPN, Rivals and

247sports ... Received a grade of 82 by 247sports, while being listed as the 33rd-best recruit in Arizona ... Also had a Scout Grade of 73 by ESPN and was ranked 32nd in Arizona.

PERSONAL

Nassir Kalan-Doriel Sims was born April 12, 2001, in Flint, Mich. ... Picked San Diego State over offers from Washington State, Syracuse, Arizona, Colorado, Wyoming, Oregon State, New Mexico State and Northern Arizona ... Is majoring in business administration with an emphasis in finance.

92 → Kobe Smith



- ◆ Wide Receiver
- ◆ Junior - 2 Letters, 6-2, 185
- ◆ Compton, Calif.
- ◆ Junipero Serra High

Last season became the first Aztec with back-to-back 100-yard games since Ezell Ruffin had three straight in 2013.

◆ 2018 MW Fall All-Academic Team

Played right away as a true freshman in 2018 after a fantastic fall camp ... Has great hands and is a good route runner ... Also

sees action in the punt return game ... Enters the season as the backup 'X' receiver.

Smith's Career Game-By-Game

FRESHMAN (TRUE) SEASON - 2018 GAME-BY-GAME											
Date	Opponent	GP	GS	No.	Yds.	Avg.	Lg.	TD	TD Lengths		
A.31	at No. 13/13 Stanford	1	0	0	0	0.0	0	0			
S.8	Sacramento State	1	0	1	5	5.0	5	0			
S.15	No. 23/25 Arizona State	1	0	0	0	0.0	0	0			
S.22	Eastern Michigan	1	0	2	27	13.5	16	0			
O.6	at rv/No. 24 Boise State*	1	0	0	0	0.0	0	0			
O.12	Air Force*	1	0	1	32	32.0	32	0			
O.20	San José State*	1	1	0	0	0.0	0	0			
O.27	at Nevada*	1	0	1	10	10.0	10	0			
N.3	at New Mexico*	1	0	0	0	0.0	0	0			
N.10	UNLV*	1	0	2	14	7.0	8	0			
N.17	at Fresno State*	1	1	0	0	0.0	0	0			
N.24	Hawai'i*	--- Did Not Play ---									
D.19	vs. Ohio#	1	0	2	25	12.5	18	0			
2018 SEASON TOTALS		12	2	9	113	12.6	32	0			



At A Glance

- ▶ Led the Aztecs last year in catches (58), receiving yards (691) and touchdown catches (4).
- ▶ Became the 85th different 100-yard receiver in program history with 131 yards on seven catches at UCLA on Sept. 7, 2019 after entering the game with just 121 yards on nine receptions.
- ▶ Finished with three 100-yard receiving games in 2019, the most by an Aztec since Ezell Ruffin had four in 2013.
- ▶ Is one of 40 Aztecs in program history with at least three 100-yard receiving games.
- ▶ Started 10 of the 13 games last year as a true sophomore, tied for the most starts among SDSU wide receivers (also Jesse Matthews).

JUNIOR SEASON (2020)

Has been named a preseason all-Mountain West fourth-team selection by Athlon Sports ... Has been deemed "SDSU's second-best offensive player" by College Football News.

SOPHOMORE SEASON (2019)

Played in the team's 13 games on the season, starting the final 10 contests ... Has 58 receptions for 691 yards (11.9 avg.) and four touchdowns ... Led SDSU in catches (58), yards (691) and touchdown catches (4) ... Ranked 10th in the Mountain West in receptions per game (4.46) ... Had four touchdown catches in 13 games, one more than the top Aztec receivers had all the previous season (Tim Wilson Jr. and Fred Trevillion, 3) ... Saw action in the opener with Weber State, making an 8-yard grab in 25 snaps off the bench ... Had a career game at UCLA, setting career highs with seven receptions, 131 yards and 18.7 catch average, while scoring his first career touchdown ... Became the 85th different 100-yard receiver in program history (325th occasion overall) ... Was named to the Pro Football Focus Mountain West Team of the Week for the first time of his career ... Entered the game with nine career receptions for 121 yards ... The 34-yard touchdown catch put SDSU up, 17-7, in the third quarter and was the longest reception of his career ... Had three catches for 26 yards (8.7 avg.) with a long of 13 yards at New Mexico State in 16 snaps ... Earned his first start of the season and third of his career vs. Utah State, making seven catches for 102 yards and a touchdown ... The seven catches tied a career high, while the 102 yards were the second most of his career ...

SOPHOMORE SEASON - 2019 GAME-BY-GAME

Date	Opponent	GP	GS	No.	Yds.	Avg.	Lg.	TD	TD Lengths
A.31	Weber State	1	0	1	8	8.0	8	0	
S.7	at UCLA	1	0	7	131	18.7	34	1	34
S.14	at New Mexico State	1	0	3	26	8.7	13	0	
S.21	Utah State*	1	1	7	102	14.6	25	1	25
O.5	at Colorado State*	1	1	7	101	14.4	42	2	8, 8
O.12	Wyoming*	1	1	5	39	6.8	19	0	
O.19	at San José State*	1	1	4	29	7.3	9	0	
O.26	at UNLV*	1	1	7	78	11.1	26	0	
N.9	Nevada*	1	1	5	40	8.0	12	0	
N.15	Fresno State*	1	1	2	26	13.0	19	0	
N.23	at Hawai'i*	1	1	6	74	12.3	25	0	
N.30	Brigham Young	1	1	3	19	6.3	10	0	
D.21	vs. Central Michigan~	1	1	1	18	18.0	18	0	
2019 SEASON TOTALS		13	10	58	691	11.9	42	4	

*Bold indicates season high. * - Mountain West game. # - 2018 DXL Frisco Bowl (Toyota Stadium; Frisco, Texas). ~ - 2019 New Mexico Bowl (Dreamstyle Stadium; Albuquerque, N.M.).*

Kobe Smith - Inside The Numbers

MOST GAMES WITH AT LEAST 7 RECEPTIONS & 100 YARDS BY AN AZTEC / SINCE 2009 (BRADY HOKE'S FIRST COACHING STINT AT SDSU)

Rk.	Name	Years*	Total GP	7 rec./100-yd. GMS
1.	Vincent Brown	2009-10	20	5
	DeMarco Sampson	2009-10	25	5
3.	Ezell Ruffin	2012-13-14	32	4
4.	▶ Kobe Smith	2018-19	25	3
5.	Four tied at			1

* Only includes years played since 2009

MOST 100-YARD RECEIVING GAMES BY AN AZTEC / SINCE 2009 (BRADY HOKE'S FIRST COACHING STINT AT SDSU)

Rk.	Name	Years*	Total GP	100-yd. GMS
1.	Vincent Brown	2009-10	20	11
2.	DeMarco Sampson	2009-10	25	7
3.	Ezell Ruffin	2012-13-14	32	6
4.	Colin Lockett	2010-11-12-13	48	5
5.	Gavin Escobar	2010-11-12	39	4
6.	▶ Kobe Smith	2018-19	25	3

* Only includes years played since 2009



The 25-yard touchdown reception was his second of the season (and career) and came on a fourth-and-16 situation ... Had another big game in a start at Colorado State with seven receptions for 101 yards and two touchdowns, being named to the Pro Football Focus Mountain West Team of the Week ... Became the first Aztec with back-to-back 100-yard receiving games since Ezell Ruffin had three straight in 2013 ... Is now one of 40 players in program history with at least three 100-yard receiving games ... It was his third 100-yard receiving game over the previous four contests ... The touchdowns were his third and fourth of the season (and career) ... The seven receptions tied a career best ... Caught five passes for 39 yards (7.8 avg.) with a long of 18 yards in a start against Wyoming ... Was on the field in 65 of the team's 72 snaps vs. the Cowboys ... Started again at San José State, recording four catches for 29 yards (7.3 avg.) with a long of nine yards in 61 snap ... Had seven

catches for 78 yards (11.1 avg.) with a long catch of 26 yards in 40 snaps in a start at UNLV ... Caught seven passes for a fourth time this season ... Had a game-high five catches for 40 yards (8.0 avg.) with a long of 12 yards in a start and 55 snaps against Nevada ... Had two catches for 26 yards (13.0 avg.) in a start and 25 snaps against Fresno State with a long of 19 yards ... Made six catches for 74 yards in a start and 37 snaps at Hawai'i ... Made three receptions for 19 yards (6.3 avg.) with a long of 10 yards against Brigham Young, where he started and played 54 snaps ... Had an 18-yard catch in 37 snaps in a start vs. Central Michigan in the New Mexico Bowl.

FRESHMAN (TRUE) SEASON (2018)

Played in 12 games at wide receiver, starting twice ... Had nine catches for 113 yards (12.6 avg.) with a long of 32 yards ... Came in for eight snaps in the opener at No. 13/13 Stanford, but did not record a stat ...



Recorded his first career catch - a 5-yarder - in playing time (10 snaps) against Sacramento State ... Did not record a stat in three snaps against No. 23/25 Arizona State ... Had a career high two catches for 27 yards (13.5 avg.) with a long of 16 vs. Eastern Michigan, logging 11 offensive snaps ... Did not find the stat sheet in 14 snaps at rv/No. 24 Boise State, while fair catching punts after an earlier fumble by another player ... Had a key 32-yard catch on a third-and-5

late in the fourth quarter against Air Force ... SDSU eventually scored on the drive to hold onto a 21-17 victory ... Ended up setting career highs in receiving yards (32) and long reception (32) ... Earned his first career start against San José State, but did not make a catch ... Had a 10-yard catch at Nevada, logging 21 snaps ... Played 12 statless snaps at New Mexico ... Tied a career high with two catches for 14 yards (7.0 avg.) in just nine snaps vs. UNLV ... Started for the second

time of his career at Fresno State, but did not register a stat ... Did not play for the first time of his career against Hawai'i ... Tied a career high with two catches for 25 yards (12.5 avg.) with a long of 18 vs. Ohio in the DXL Frisco Bowl over 18 snaps.

HIGH SCHOOL

Played four seasons of varsity at Junipero Serra High School in Gardena, Calif. ... According to MaxPreps, finished with 119 receptions over the last three years for 1,914 yards (16.1 avg.) and 17 touchdowns ... Over his final two seasons totaled 107 catches for 1,689 yards (15.8 avg.) and 13 touchdowns ... Earned all-league honors each of his final three years ... A consensus three-star recruit by Rivals, 247sports and ESPN ... Received an ESPN scout grade of 78.

PERSONAL

Kobe L. Smith was born July 27, 2000, in Compton, Calif. ... Son of Anthony Smith and Julia Boyer ... According to Rivals, picked the Aztecs over other offers from USC, Notre Dame, Oregon, Washington State, Nebraska, Arizona, Fresno State, Oregon State, Rutgers, Illinois and San José State ... Is a communication major.

SINGLE-GAME BESTS

Career Highs: Receptions: 7, four times; **Receiving Yards:** 131 at UCLA (9/7/19); **Receiving Touchdowns:** 2 at Colorado State (10/5/19); **Long Reception:** 42 at Colorado State (10/5/19); **Punt Returns:** 2 vs. Air Force (10/12/18); **Punt Return Yards:** 2 vs. Air Force (10/12/18); **Long Punt Return:** 2 vs. Air Force (10/12/18).

Smith's Career Statistics

Receiving Season	GP	GS	Rec.	Yds.	Avg.	Long	TD
2018	12	2	9	113	12.6	32	0
2019	13	10	58	691	11.9	42	4
Career	25	12	67	804	12.0	42	4

71 → Kyle Spalding



- ◆ Offensive Line
- ◆ Senior - 2 Letters, 6-6, 305
- ◆ McKinleyville, Calif.
- ◆ McKinleyville High

Was named to the 2019 Pro Football Focus Mountain West Team of the Year as an honorable-mention selection.

opener with Weber State and his fourth start overall ... Started again at UCLA, at New Mexico State, against Utah State, at Colorado State and vs. Wyoming ... Also started at San José State, playing 24 snaps before being subbed out ... Played on special teams at UNLV ... Played four snaps in big packages and on the field goal/PAT unit against Nevada ... Started at left tackle each of the final four games against Fresno State, at Hawai'i, against Brigham Young and vs. Central Michigan in the New Mexico Bowl.

Spalding's Career Game-By-Game

FRESHMAN SEASON - 2017 G-x-G

Date	Opponent	GP	GS/POS
O.28	at Hawai'i*	1	
N.4	at San José State*	1	
N.24	New Mexico*	1	
2017 SEASON TOTALS		3	0

SOPHOMORE SEASON - 2018 G-x-G

Date	Opponent	GP	GS/POS
A.3	at No. 13/13 Stanford	1	
S.8	Sacramento State	1	
S.15	No. 23/25 Arizona State	1	
S.22	Eastern Michigan	1	
O.6	at rv/No. 24 Boise State*	1	
O.12	Air Force*	1	
O.20	San José State*	1	
O.27	at Nevada*	1	
N.3	at New Mexico*	1	
N.10	UNLV*	1	
N.17	at Fresno State*	1	RT
N.24	Hawai'i*	1	RT
D.19	vs. Ohio#	1	RT
2018 SEASON TOTALS		13	3

SOPHOMORE SEASON (2018)

Played in all 13 games, mainly on special teams ... Did start the final three games of the season at right tackle ... Played on special teams at No. 13/13 Stanford, and against Sacramento State, No. 23/25 Arizona State, Eastern Michigan, at rv/No. 24 Boise State, Air Force, San José State, at Nevada, at New Mexico and vs. UNLV ... Started for the first time of his career at Fresno State, playing all 49 snaps at right tackle where he posted the second-highest grade on the offensive line (according to Pro Football Focus) ... Started again against Hawai'i and vs. Ohio in the DXL Frisco Bowl.



At A Glance

► Started the final three games of 2018 at right tackle and then 11 of 13 last year at left tackle.

► Was recruited to San Diego State as a tight end, but moved to offensive line in the spring of 2017.

► Was a star quarterback for McKinleyville High School, throwing for 5,103 yards and 54 touchdowns over his final two years and adding 960 yards on the ground and 22 touchdowns. Also average 36.8 yards per punt for his career.

Was recruited to SDSU as a tight end, but moved to offensive line in the fall of 2017 ... Continues to get bigger and has seen more action as his career has worn on ... Enters his final season as the projected starting left tackle.

JUNIOR SEASON (2019)

Was named to the Pro Football Focus Mountain West Team of the Year as an honorable-mention selection ... Started the team's first seven games at left tackle and 11 on the season, while playing in all 13 games ... Made his first career start at left tackle in the

Aztec Players



10 STRAIGHT BOWL GAME APPEARANCES ▶ 21 CONFERENCE CHAMPIONSHIPS

FRESHMAN SEASON (2017)

Played in three games during the season, totaling 44 snaps (according to Pro Football Focus) off the bench ... Did not play in the first eight games of the season ... Made his collegiate debut at Hawai'i, logging six snaps ... Followed with 36 snaps at San José State ... Did not play against Nevada ... Logged two snaps vs. New Mexico ... Did not play in the Armed Forces Bowl vs. Army West Point.

REDSHIRT SEASON (2016)

Redshirted his first season as a tight end.

HIGH SCHOOL

Earned two letters at McKinleyville High School in McKinleyville, Calif. ... Played quarterback for the Panthers, going 352-for-617 for 5,103 yards and 54 touchdowns against just 15 interceptions over his final two years (according to MaxPreps) ... Also added 960 yards on the ground on 255 carries and an additional 22 scores ... Punted for McKinleyville at times as well, averaging 36.8 yards per boot on 30 career punts ... Was an all-county selection and team MVP ... A two-star recruit by both Rivals and Scout ... Also a three-year letter winner on the baseball team and a one-time basketball letter winner ... A scholar-athlete

PERSONAL

Kyle Lucas Spalding was born Aug. 8, 1998, in Port Huron, Mich. ... Son of Warren and Carla Spalding ... Also received an offer from Nevada and Humboldt State ... Is majoring in interdisciplinary studies.

JUNIOR SEASON - 2019 G-x-G

Date	Opponent	GP	GS/POS
A.31	Weber State	1	LT
S.7	at UCLA	1	LT
S.14	at New Mexico State	1	LT
S.21	Utah State*	1	LT
O.5	at Colorado State*	1	LT
O.12	Wyoming*	1	LT
O.19	at San José State*	1	LT
O.26	at UNLV*	1	
N.9	Nevada*	1	
N.15	Fresno State*	1	LT
N.23	at Hawai'i*	1	LT
N.30	Brigham Young	1	LT
D.21	vs. Central Michigan~	1	LT
2019 SEASON TOTALS		13	10

* - Mountain West game. + - 2017 Lockheed Martin Armed Forces Bowl (Amon Carter Stadium; Fort Worth, Texas). # - 2018 DXL Frisco Bowl (Toyota Stadium; Frisco, Texas). ~ - 2019 New Mexico Bowl (Dreamstyle Stadium; Albuquerque, N.M.).

Spalding's Career Statistics

Season	GP	GS
2017	3	0
2018	13	3
2019	13	11
Career	29	14

55 → Cliffton Styles



- ◆ Linebacker
- ◆ Sophomore - 1 Letter, 5-10, 205
- ◆ Pflugerville, Texas
- ◆ Hendrickson High

Styles' Career Statistics

Season	GP	GS	UA	A	TT	TFL	Sk	Int.	PBU	FF	FR
2019	11	0	1	1	2	0.0	0.0	0	0	0	0
Career	11	0	1	1	2	0.0	0.0	0	0	0	0

Walk-on, who played special teams in his first season last year ... Enters 2020 third on the depth chart at middle linebacker.

FRESHMAN (TRUE) SEASON (2019)

Played in 11 games on the season on special teams, making two tackles (one solo) ... Did not play the first two games of the season ... Made his collegiate debut Sept. 14 at New Mexico State, the start of a streak of 11 straight appearances to close the season ... Had his first tackle on special teams against Fresno State ... Followed with a solo stop on special teams at Hawai'i.

HIGH SCHOOL

Was a four-year letter winner at Hendrickson High School in Pflugerville, Texas ... Earned all-state honors as a senior ... Was a two-time all-district and all-central Texas linebacker ... Also was a team captain and won

the team's outstanding defensive back award ... Was a two-time academic selection ... Also lettered in track & field at HHS.

PERSONAL

Cliffton Kamaal Christopher Styles was born March 29, 2001 in Lompoc, Calif. ... Son of Cliffton and Meme Styles ... Picked the Aztecs over offers from Sam Houston State, Stephen F. Austin and West Texas A&M ... Is majoring in criminal justice.

SINGLE-GAME BESTS

Career Highs: Tackles: 1 at Hawai'i (11/23/19), vs. Fresno State (11/15/19).

80 → TJ Sullivan



- ◆ Wide Receiver
- ◆ Sophomore - 1 Letter, 6-0, 200
- ◆ San Diego, Calif.
- ◆ Mt. Carmel High

Had his first career catches, including a 29-yard touchdown, in consecutive plays vs. CMU in the 2019 New Mexico Bowl.

Young receiver who joined the Aztecs in the spring of 2018 after originally signing with the 2017 class ... Is a speedster with a quick first step ... Enters the season third on the

depth chart at the 'X' receiver.

FRESHMAN SEASON (2019)

Played in nine games on the season with

one start ... Had two catches for 38 yards (19.0 avg.) with a 29-yard touchdown ... Did not play in each of the first four games ... Made his collegiate debut and logged his first career start at Colorado State on Oct. 5 ... Also logged statless time off the bench vs. Wyoming, at San José State, at UNLV, vs. Nevada, vs. Fresno State, at Hawai'i and vs. Brigham Young ... Made his first career catches in back-to-back plays in the third quarter against Central Michigan in the New Mexico Bowl ... The first was a 9-yard grab on second-and-23 and the second was a 29-yard one-handed touchdown catch.

REDSHIRT SEASON (2018)

Redshirted the 2018 season.

HIGH SCHOOL

Earned three letters at Mt. Carmel High School in San Diego ... Finished with 71 catches for 1,132 yards (15.9 avg.) and 12 touchdowns in just 19 games over his career, according to MaxPreps ... Also had a pair of interceptions as a junior in 2015 and a 99-yard kick return for a touchdown as a senior ... Was a two-time all-league selection ... Was a three-star recruit by ESPN and 247sports, and a two-star recruit by Rivals and Scout in 2016 ... Received a grade of 81 by 247sports and a mark of 72 by ESPN ... Was a track and field star, twice earning first-team all-league accolades and becoming a five-time Palomar League champion (two-time long jump, two-time 4x100 relay and one-time 4x400 relay) ... Was the vice president of the student-athlete leadership team.

KYLE SPALDING -- CLIFFTON STYLES -- TJ SULLIVAN ◀ PLAYERS
AZTEC FOOTBALL MEDIA GUIDE



Sullivan's Career Statistics

Receiving Season	GP	GS	Rec.	Yds.	Avg.	Long	TD
2019	9	1	2	38	19.0	29	1
Career	9	1	2	38	19.0	29	1

PERSONAL

Tah'jai Terrell Sullivan was born May 22, 1999, in San Diego ... Son of Tammy Peal ... Chose the Aztecs over UC Davis ... Is majoring in psychology.

SINGLE-GAME BESTS

Career Highs: Receptions: 2 vs. Central Michigan (12/21/19); Receiving Yards: 38 vs. Central Michigan (12/21/19); Receiving Touchdowns: 1 vs. Central Michigan (12/21/19); Long Reception: 29 vs. Central Michigan (12/21/19).

66 → Jonah Tavai



- ◆ **Defensive Live**
- ◆ **Junior - 1 Letter, 6-0, 305**
- ◆ **Manhattan Beach, Calif.**
- ◆ **Mira Costa High/El Camino College**

Brother, Jahlani, is a linebacker for the NFL's Detroit Lions.

Contributed right away last season, despite starting fall camp late ... Big body, who continues to learn the 3-3-5 defense ... An excellent run stopper ... Enters the season second on the depth chart behind first-team all-Mountain West pick Cameron Thomas.

an honorable-mention All-American ... Helped the Warriors make the semifinals of the state playoffs ... Appeared in 10 games, recording 34 tackles (13 solo), 1.5 sacks and six tackles for loss ... Also was utilized as a running back in goal line situations and rushed six times for 12 yards (2.0 avg.) with three touchdowns

SOPHOMORE SEASON (2019)

Played all 13 games, starting once ... Had 15 tackles (seven solo), including 2.0 tackles for loss and 1.5 sacks ... Had a solo tackle in the opener against Weber State in six snaps ... Also had a solo stop in 14 snaps at UCLA ... Played six statless snaps at New Mexico State ... Had a pair of solo tackles against Utah State in 18 snaps ... Registered an assisted stop in 11 snaps at Colorado State ... Played three snaps without recording a stat vs. Wyoming ... Had two assisted tackles, including 0.5 tackles for loss, in 10 snaps at San José State ... Had a career-high three tackles at UNLV, along with his first piece of a sack (0.5) and 0.5 tackles for loss in 16 snaps ... Played nine snaps vs. Nevada without recording a stat ... Recorded two assisted tackles in 16 snaps vs. Fresno State ... Started for the first time of his career at Hawai'i, making two solo tackles, including a 4-yard sack (and tackle for loss) in 19 snaps ... The sack came on the first snap in his first career start ... Saw action in 22 statless snaps vs. Brigham Young ... Came off the bench vs. Central Michigan in the New Mexico Bowl, making one solo tackle.

AT EL CAMINO COLLEGE (2018)

Spent one year at El Camino College, where he was a second-team all-league pick and

HIGH SCHOOL

Was a three-year letter winner at Mira Costa High School, but played four years, starting as a 13-year-old freshman ... Was a three-time first-team all-league pick ... Also was the league's MVP and defensive MVP ... Was a two-time all-area honoree and an all-CIF selection ... Also was a Top 25 high school rugby player for two years ... Also competed on the track and field team as a thrower.

PERSONAL

Jonah David Tavai was born Dec. 13, 2000, in Inglewood, Calif. ... Son of William and Nafanva Tavai ... Brother, Jahlani, is a linebacker for the Detroit Lions, while another brother, Justus, plays defensive line for Hawai'i ... Picked the Aztecs over other offers from Iowa State and San José State, among others ... Is majoring in business administration.

SINGLE-GAME BESTS

Career Highs: Tackles: 3 at UNLV (10/26/19); Tackles For Loss: 1.0 at Hawai'i (11/23/19); Sacks: 1.0 at Hawai'i (11/23/19).

Tavai's Career Statistics

Season	GP	GS	UA	A	TT	TFL	Sk	Int.	PBU	FF	FR
2019	13	1	7	8	15	2.0	1.5	0	0	0	0
Career	13	1	7	8	15	2.0	1.5	0	0	0	0

Tavai's Career Game-By-Game

SOPHOMORE SEASON - 2019 GAME-BY-GAME

Date	Opponent	GP	GS	UA	A	TT	TFL	Sk.	Int.	PBU	FF	FR
A.31	Weber State	1	0	1	0	1	0.0	0.0	0	0	0	0
S.7	at UCLA	1	0	1	0	1	0.0	0.0	0	0	0	0
S.14	at New Mexico State	1	0	0	0	0	0.0	0.0	0	0	0	0
S.21	Utah State*	1	0	2	0	2	0.0	0.0	0	0	0	0
O.5	at Colorado State*	1	0	1	0	1	0.0	0.0	0	0	0	0
O.12	Wyoming*	1	0	0	0	0	0.0	0.0	0	0	0	0
O.19	at San José State*	1	0	0	2	2	0.5	0.0	0	0	0	0
O.26	at UNLV*	1	0	0	3	3	0.5	0.5	0	0	0	0
N.9	Nevada*	1	0	0	0	0	0.0	0.0	0	0	0	0
N.15	Fresno State*	1	0	0	2	2	0.0	0.0	0	0	0	0
N.23	at Hawai'i*	1	1	2	0	2	1.0	1.0	0	0	0	0
N.30	Brigham Young	1	0	0	0	0	0.0	0.0	0	0	0	0
D.21	vs. Central Michigan~	1	0	1	0	1	0.0	0.0	0	0	0	0
2019 SEASON TOTALS		13	1	7	8	15	2.0	1.5	0	0	0	0

*Bold indicates season high. * - Mountain West game. ~ - 2019 New Mexico Bowl (Dream-style Stadium; Albuquerque, N.M.).*





93 → Dylan Taylor



- ◆ Defensive Line
- ◆ Freshman - Redshirt, 6-3, 245
- ◆ Los Angeles, Calif.
- ◆ Cathedral High

Walk-on defensive end, who has a big frame ... Continues to learn the nuances of the 3-3-5 defense.

REDSHIRT SEASON (2019)

Redshirted his first season at SDSU.

HIGH SCHOOL

Was a three-year letter winner at Cathedral High School in Los Angeles ... Led the Phantoms to a 29-6 record over his varsity career, including three Del Rey League titles and a perfect 13-0 record ... Was named the defensive MVP of the Del Rey League and an all-league selection ... His 82 tackles as a

senior were the most in the league, and also added 31 tackles for loss, eight sacks, 25 quarterback hurries, two forced fumbles, two fumble recoveries and two pass deflections ... Also was an honor roll student.

PERSONAL

Dylan Taylor was born Dec. 3, 2001 in Inglewood, Calif. ... Son of Lawe Miller ... Is majoring in business administration with an emphasis in management specialization in entrepreneurship.

99 → Cameron Thomas



- ◆ Defensive Line
- ◆ Sophomore - 1 Letter, 6-5, 265
- ◆ Carlsbad, Calif.
- ◆ Carlsbad High

Was the only freshman on the 2019 all-Mountain West First Team.

- ◆ 2019 The Athletic Freshman Second-Team All-American
- ◆ 2019 First-Team All-Mountain West
- ◆ 2019 SDSU Defensive Lineman of the Year
- ◆ 2019 SDSU Co-Outstanding Freshman Award

Young, athletic linemen with a ton of potential ... An excellent pass rusher ... Also a good run stopper ... Entered 2019 as the starting defensive tackle, despite not having yet played a snap on defense ... Is also expected to start at the DT spot again this season.

SOPHOMORE SEASON (2020)

Has been named to the Bronko Nagurski Trophy Watch List (defensive player of the year) and the Chuck Bednarik Award Watch List (college defensive player of the year) ... Has also been named a preseason first-team all-Mountain West selection by the league's media, as well as Athlon Sports, Phil Steele Magazine and College Football News ... College Football News has named him the "Second-rated player in the MW" and "SDSU's best defensive player" ... Has been named "One of SDSU's five-best returning players" by ESPN.

FRESHMAN SEASON (2019)

Earned second-team freshman All-America accolades from The Athletic ... Was named an all-Mountain West first-team selection as voted on by the league's coaches ... Was the only freshmen on the all-MW first team ... With teammate Myles Cheatum, two San Diego State defensive linemen landed on an all-conference first team for the first time since 1974 when it was in the five-team Pacific Coast Athletic Association ... Also made the Pro Football Focus Mountain West Team of the Year (first team) and the Phil Steele all-MW first team ... Racked up two awards

C. Thomas' Career Game-By-Game

FRESHMAN (TRUE) SEASON - 2018 GAME-BY-GAME

Date	Opponent	GP	GS	UA	A	TT	TFL	Sk.	Int.	PBU	FF	FR
D.19	vs. Ohio#	1	0	0	0	0	0.0	0.0	0	0	0	0
2018 SEASON TOTALS		1	0	0	0	0	0.0	0.0	0	0	0	0

SOPHOMORE SEASON - 2019 GAME-BY-GAME

Date	Opponent	GP	GS	UA	A	TT	TFL	Sk.	Int.	PBU	FF	FR
A.31	Weber State	1	1	0	0	0	0.0	0.0	0	1	0	0
S.7	at UCLA	1	1	2	2	4	0.5	0.0	0	0	0	0
S.14	at New Mexico State	1	1	1	5	6	1.5	1.5	0	0	0	0
S.21	Utah State*	1	1	2	3	5	1.0	0.0	0	0	0	0
O.5	at Colorado State*	1	1	1	3	4	0.5	0.5	0	0	0	0
O.12	Wyoming*	1	1	3	3	3	0.0	0.0	0	0	0	0
O.19	at San José State*	1	1	2	2	4	1.5	0.5	0	0	0	0
O.26	at UNLV*	1	1	0	2	2	0.0	0.0	0	0	0	0
N.9	Nevada*	1	1	4	2	6	1.0	1.0	0	1	0	0
N.15	Fresno State*	1	1	1	2	3	1.5	1.0	0	0	1	0
N.23	at Hawaii~	1	0	2	1	3	0.0	0.0	0	0	0	0
N.30	Brigham Young	1	1	1	1	2	0.5	0.0	0	0	0	0
D.21	vs. Central Michigan~	1	1	1	3	4	1.0	1.0	0	0	0	0
2019 SEASON TOTALS		13	12	20	29	49	9.0	5.5	0	2	1	0

Bold indicates season high. * - Mountain West game. # - 2018 DXL Frisco Bowl (Toyota Stadium; Frisco, Texas). ~ - 2019 New Mexico Bowl (Dreamstyle Stadium; Albuquerque, N.M.).

at the team's postseason banquet, including the defensive lineman of the year and the co-outstanding freshman award with wide receiver Jesse Matthews ... Started 12 of the team's 13 games at defensive tackle and played in all 13 ... Had 49 tackles, including 9.0 tackles for loss, 5.5 sacks, two pass breakups and 13 quarterback hurries ... Was named to the Pro Football Focus Mountain West Team of the Week four times this season ... Started the opener at defensive tackle against Weber State, playing 39 snaps and recording a pass breakup ... Had his first four tackles (two solo) and 0.5 tackles for loss in a start at UCLA, logging 39 snaps ... Had a big game in 49 snaps in a start at New Mexico State, making a career-high six tackles, and a career-best 1.5 sacks and 1.5 tackles for loss ... The 1.5 sacks were the first of his career ... Made five tackles (two solo), including a 3-yard tackle for loss, with a quarterback hurry in a start and 56 snaps vs.

Utah State ... Registered four tackles, including 0.5 sacks and 0.5 tackles for loss, in a start and 37 snaps at Colorado State, where he was named to the Pro Football Focus Mountain West Team of the Week ... Came up with six tackles (three solo) and two quarterback hurries in 51 of 54 snaps against Wyoming, being named to the Pro Football Focus Mountain West Team of the Week ... The six tackles tied a career high ... Registered four tackles (two solo) with 1.5 tackles for loss, 0.5 sacks and three quarterback hurries at San José State in 37 snaps, making the Pro Football Focus Mountain West Team of the Week for a third straight week ... Came up with two assisted tackles in 57 snaps at UNLV ... Registered six tackles (four solo), including a 7-yard sack (and tackle for loss), a pass breakup and a quarterback hurry in 47 snaps as a starter vs. Nevada, being named to the Pro Football Focus Mountain West Team of the Week ...

At A Glance

► Older brother, Zachary, is a senior and projecting starting right tackle this year.

► Prepped at nearby Carlsbad High School, the same school as his brother, Zachary, SDSU's all-time winningest quarterback Christian Chapman (24 victories from 2015-18) and three-year starting linebacker Troy Cassidy (2016-19).

► Is on two preseason national watch lists, including the Bronko Nagurski Award (defensive player of the year) and the Chuck Bednarik Award (college defensive player of the year).

► Joined Myles Cheatum on the 2019 Mountain West First Team, making Thomas and Cheatum the first Aztecs with multiple defensive linemen on an all-conference first team since 1974 when it was in the five-team Pacific Coast Athletic Association (PCAA).

► Shared the program's outstanding freshman-of-the-year award with wide receiver Jesse Matthews.



Cameron Thomas - Inside The Numbers

AZTEC FRESHMEN DEFENSIVE LINE ALL-MOUNTAIN WEST PICKS IN LEAGUE HISTORY / SINCE 1999

Name	Year	Team
▶ Cameron Thomas	2019	1st

AZTEC FRESHMEN ALL-MOUNTAIN WEST PICKS IN LEAGUE HISTORY / SINCE 1999

Name	Pos.	Year	Team
▶ Cameron Thomas	DL	2019	1st
William Dunkle	OL	2019	HM
Matt Ariaza	K	2019	HM
Keith Ismael	OL	2017	2nd
Tyler Roemer	OL	2017	2nd
Tariq Thompson	DB	2017	2nd
Ronnie Hillman	RB	2010	1st
Gavin Escobar	TE	2010	2nd
Atiyah Henderson	RB	2006	HM
Lynell Hamilton	RB	2003	1st
Kirk Morrison	LB	2001	HM

The six tackles tied a career high ... Had three tackles, a sack and 1.5 tackles for loss in 40 snaps as a starter against Fresno State ... Came off the bench for the first time of the season at Hawai'i after battling concussion-like symptoms in practice earlier in the week ... Finished with three tackles (two solo) and a quarterback hurries in 48 snaps ... Had a pair of tackles (one solo) with 0.5 tackles for

loss and three quarterback hurries in a start and 62 snaps against Brigham Young ... Started once again vs. Central Michigan in the New Mexico Bowl, making four tackles with a 6-yard sack (and TFL) and two quarterback hurries.

REDSHIRT SEASON (2018)

Was on the travel squad for three games ...

Played on special teams against Ohio in the DXL Frisco Bowl, still saving his redshirt season by playing in only one game.

HIGH SCHOOL

Played three years at local Carlsbad High School in Carlsbad, Calif. ... According to MaxPreps, recorded 88 tackles the final two years to go along with five tackles for loss, 9.5 sacks, a pass deflection and a fumble recovery ... On offense as a tight end had 22 receptions for 294 yards (13.4 avg.) and four touchdowns ... A three-star recruit by 247sports and a two-star recruit by Rivals.

PERSONAL

Cameron Thomas was born Jan. 7, 2000, in

San Diego ... Son of Mike and Wendy Thomas ... Older brother, Zachary, is the starting right tackle ... Also received offers from Oregon State, Wyoming and Navy ... Is undecided on a major.

SINGLE-GAME BESTS

Career Highs: Tackles: 6 vs. Nevada (11/9/19), vs. Wyoming (10/12/19), at New Mexico State (9/14/19); Tackles For Loss: 1.5 vs. Fresno State (11/15/19), at San José State (10/19/19), at New Mexico State (9/14/19); Sacks: 1.5 at New Mexico State (9/14/19); Pass Breakups: 1 vs. Nevada (11/9/19), vs. Weber State (8/31/19); Forced Fumbles: 1 vs. Fresno State (11/15/19).

C. Thomas' Career Statistics

Season	GP	GS	UA	A	TT	TFL	Sk	Int.	PBU	FF	FR
2018	1	0	0	0	0	0.0	0.0	0	0	0	0
2019	13	12	20	29	49	9.0	5.5	0	2	1	0
Career	14	12	20	29	49	9.0	5.5	0	2	2	0

76 → Zachary Thomas



- ◆ Offensive Line
- ◆ Senior - 2 Letters, 6-5, 300
- ◆ Carlsbad, Calif.
- ◆ Carlsbad High

Younger brother, Cameron, was a freshman first-team All-American last year at defensive tackle by The Athletic.

A local lineman out of Carlsbad High School who was in the mix for playing time in 2018 after working as a reserve in 2017 ... Has solid technique ... Entered 2018 as the projected starting right tackle, but can also play guard ... Tore his ACL in the third game of the 2018 season (his second straight start)

and missed all of the 2019 spring season ... Started 2019 as the backup left tackle, but became the starting right tackle five games into the season ... Enters his final campaign as the projected starting right tackle.

SENIOR SEASON (2020)

Has been named a preseason third-team Mountain West selection by Athlon Sports.

JUNIOR SEASON (2019)

Was chosen as an honorable-mention selection for the Pro Football Focus Mountain West Team of the Year ... Played in 12 of the team's 13 games, starting the final nine at right tackle ... Did not play in the opener vs. Weber State ... Played on special teams (PAT/FG) the next three games at UCLA, New Mexico State and vs. Utah State ... Earned his first start of the season, first at offensive tackle and third of his career at Colorado State ... Started again at right tackle vs. Wyoming and at San José State ... Started at UNLV, where he was named to the Pro Football Focus Mountain West Team of the Week ... Also started vs. Nevada and against Fresno State ... Was named to the

Za. Thomas' Career Game-By-Game

FRESHMAN SEASON - 2017 G-X-G

Date	Opponent	GP	GS/POS
S.2	UC Davis	1	
S.9	at Arizona State	1	
S.16	No. 19/19 Stanford	1	
S.23	at Air Force*	1	
S.30	Northern Illinois	1	
O.7	UNLV*	1	
O.14	Boise State*	1	
O.21	Fresno State*	1	
O.28	at Hawai'i*	1	
N.4	at San José State*	1	
N.18	Nevada*	1	
N.24	New Mexico*	1	
D.23	vs. Army West Point*	1	
2017 SEASON TOTALS		13	0

Aztec Players



10 STRAIGHT BOWL GAME APPEARANCES ▶ 21 CONFERENCE CHAMPIONSHIPS

ZACHARY THOMAS -- ZIDANE THOMAS ◀ PLAYERS
AZTEC FOOTBALL MEDIA GUIDE

At A Glance

- ▶ Younger brother, Cameron, is sophomore defensive tackle.
- ▶ Prepped at nearby Carlsbad High School, the same school as his brother, Cameron, SDSU's all-time winningest quarterback Christian Chapman (24 victories from 2015-18) and three-year starting linebacker Troy Cassidy (2016-19).
- ▶ Was chosen as an honorable-mention selection for the 2019 Pro Football Focus Mountain West Team of the Year.
- ▶ Has started 11 games for his career, including nine at right tackle and two at right guard.

Pro Football Focus Second-Team National Team of the Week and the Pro Football Focus Team of the Week for his play at Hawai'i ... Also started against Brigham Young and vs. Central Michigan in the New Mexico Bowl.

SOPHOMORE SEASON (2018)

Played in the first three games of the season, starting twice at right guard ... Played in the opener at No. 13/13 Stanford in big package situations and on special teams ... Earned this first career start at right guard in the home opener vs. Sacramento State ... Also started at right guard vs. No. 23/25 Arizona State before exiting early with a knee injury ... Missed the rest of the season with the injury.

Za. Thomas' Career Statistics

Season	GP	GS
2017	13	0
2018	3	2
2019	12	9
Career	28	11



FRESHMAN SEASON (2017)

Played in all 13 games as a reserve ... Also came into block on PATs and field goals ... Logged 31 snaps on offense on the season, according to Pro Football Focus ... Played six snaps at Hawai'i, 23 at San José State and two against New Mexico.

REDSHIRT SEASON (2016)

Redshirted his first year behind an offensive line that started four seniors and a junior.

HIGH SCHOOL

Two-year letter winner at Carlsbad (Calif.) High School ... Alongside fellow 2016 recruit Troy Cassidy, helped lead Carlsbad to an Av-

ocado West League championship and perfect 4-0 mark in league play in 2015 ... All-CIF San Diego Section first team offense and Avocado West League first team honoree his senior season after recording 47 tackles (4.7 per game), 34 solo, and a team-high 11 tackles for loss, according to MaxPreps ... Made three sacks ... Five or more solo tackles in three contests ... Notched two tackles for loss in four of 10 games ... A two-star recruit by Rivals and Scout ... Played in the Alex Spanos All-Star Football Classic.

PERSONAL

Zachary Robert Thomas was born May 26, 1998, in San Diego ... Son of Mike and

SOPHOMORE SEASON - 2018 G-x-G

Date	Opponent	GP	GS/POS
A.3	at No. 13/13 Stanford	1	
S.8	Sacramento State	1	RG
S.15	No. 23/25 Arizona State	1	RG
S.22	Eastern Michigan	-DNP	-Inj.-
O.6	at rv/No. 24 Boise State*	-DNP	-Inj.-
O.12	Air Force*	-DNP	-Inj.-
O.20	San José State*	-DNP	-Inj.-
O.27	at Nevada*	-DNP	-Inj.-
N.3	at New Mexico*	-DNP	-Inj.-
N.10	UNLV*	-DNP	-Inj.-
N.17	at Fresno State*	-DNP	-Inj.-
N.24	Hawai'i*	-DNP	-Inj.-
D.19	vs. Ohio#	-DNP	-Inj.-
2018 SEASON TOTALS		3	2

JUNIOR SEASON - 2019 G-x-G

Date	Opponent	GP	GS/POS
A.31	Weber State	-DNP	-Inj.-
S.7	at UCLA	1	
S.14	at New Mexico State	1	
S.21	Utah State*	1	
O.5	at Colorado State*	1	RT
O.12	Wyoming*	1	RT
O.19	at San José State*	1	RT
O.26	at UNLV*	1	RT
N.9	Nevada*	1	RT
N.15	Fresno State*	1	RT
N.23	at Hawai'i*	1	RT
N.30	Brigham Young	1	RT
D.21	vs. Central Michigan-	1	RT
2019 SEASON TOTALS		12	9

* - Mountain West game. + - 2017 Lockheed Martin Armed Forces Bowl (Amon Carter Stadium; Fort Worth, Texas). # - 2018 DXL Frisco Bowl (Toyota Stadium; Frisco, Texas). ~ - 2019 New Mexico Bowl (Dreamstyle Stadium; Albuquerque, N.M.).

Wendy Thomas ... Brother, Cameron, is a defensive lineman on the team ... Also received offers from Colorado State, Nevada, New Mexico and UNLV ... Is majoring in interdisciplinary studies.

24 → Zidane Thomas



- ◆ Running Back
- ◆ Sophomore - Squad, 5-11, 205
- ◆ Peoria, Ariz.
- ◆ Centennial High

Young running back with a good blend of speed and power ... Enters the season third on the depth chart at 'F' running back.

FRESHMAN SEASON (2019)

Logged snaps in one game on the season, rushing three times for (minus)-2 yards ... Was on the travel squad for 10 games on the season, including each of the final six contests ... Finally got on the field late against Central Michigan in the New Mexico Bowl, carrying three times for (minus)-2 yards.

REDSHIRT SEASON (2018)

Played in one game, carrying twice for four yards (2.0 avg.) at rv/No. 24 Boise State ... Also was on the travel squad for the San José State game.

HIGH SCHOOL

Earned three letters at Centennial High

School in Peoria, Ariz. ... Led the Coyotes to a 38-5 (.884) record over the three years ... Racked up incredible numbers (according to MaxPreps) over his final two years, rushing 377 times for 4,011 yards (10.6 avg.) with 44 touchdowns ... Ran for 2,123 yards and 26 touchdowns in 2017 and 1,888 yards and 18 touchdowns in 2016 ... A three-star recruit by both Rivals and 247sports ... Ranked as the 14th-best recruit in the state of Arizona by 247sports.

PERSONAL

Zidane Thomas was born May 29, 1999, in Montego Bay, Jamaica ... Son of Hillary Burnett ... Picked the Aztecs over offers from Louisville, Utah, Iowa State, Boise State,



Zi. Thomas' Career Statistics

Season	GP	GS	Rushing				Receiving						
			Att.	Yds.	TD	Lg.	Avg.	100+	No.	Yds.	Avg.	TD	Lg.
2018	1	0	2	4	0	4	2.0	0	0	0	0.0	0	0
2019	1	0	3	-2	0	1	-0.7	0	0	0	0.0	0	0
Career	2	0	5	2	0	4	0.4	0	0	0	0.0	0	0

New Mexico, Massachusetts and Northern Arizona ... Is majoring in business administration with a focus in management.

4 at rv/No. 24 Boise State (10/6/18); **All-Purpose Yards:** 2 at rv/No. 24 Boise State (10/6/18).

SINGLE-GAME BESTS

Career Highs: Carries: 3 vs. Central Michigan (12/21/19); Rushing Yards: 4 at rv/No. 24 Boise State (10/6/18); Long Rush:

14 → Tariq Thompson



- ◆ Safety
- ◆ Senior - 3 Letters, 6-0, 210
- ◆ San Diego, Calif.
- ◆ St. Augustine High

Has 11 career interceptions, the second most among active FBS players and tied for seventh all-time at SDSU.

- ◆ 2017 FWAAs Freshman All-American
- ◆ 2017 USA Today Freshman All-American
- ◆ Three-time Second-Team All-Mountain West (2017-19)
- ◆ 2017 SDSU Co-Outstanding Freshman Award
- ◆ MW Defensive Player of the Week - Nov. 27, 2017 for game vs. UNM

Athletic safety who impressed the coaching staff in fall camp in 2017 as a true freshman and started right away ... Reads the offense extremely well ... Is good in pass coverage ... Always seems to come up with the big play ... Will start at Field Warrior in SDSU's 3-3-5 defense ... Is tied for fifth all-time at SDSU in fumble recoveries (5), tied for seventh in interceptions (11) and tied for eighth in forced fumbles (5) ... Ranks second among active FBS players in interceptions (11) and seventh in interceptions per game (0.28) ... Has started all 39 games since coming to San Diego State in 2017, which is the longest streak on either side of the ball ... Has the most career starts among any Aztec player (39) ... Father, Tracy, also played safety at San Diego State from 1982-85.

SENIOR SEASON (2020)

Has been named to the Chuck Bednarik Award Watch List (college defensive player of the year) and the Jim Thorpe Award Watch List (best defensive back) ... Also has been chosen as a preseason first-team All-Mountain West selection by the league's media, Athlon Sports, Phil Steele Magazine and College Football News ... College Football News deemed him as the "Sixth-rated player in the Mountain West" and "SDSU's second-best defensive player" ... Also has been named "One of SDSU's five-best returning players" by ESPN.

JUNIOR SEASON (2019)

Made the all-Mountain West second team for a third consecutive season as voted on by the league's coaches and media, becoming the first Aztec safety to make a MW first or second team three times in league history ... Also made the Pro Football Focus Mountain West Team of the Year (first team) ... Was

Ta. Thompson's Career Game-By-Game

FRESHMAN (TRUE) SEASON - 2017 GAME-BY-GAME

Date	Opponent	GP	GS	UA	A	TT	TFL	Sk.	Int.	PBU	FF	FR
S.2	UC Davis	1	1	4	0	4	1.0	0.0	1	0	1	0
S.9	at Arizona State	1	1	3	0	3	0.0	0.0	0	0	0	1
S.16	No. 19/19 Stanford	1	1	1	1	2	0.0	0.0	0	0	0	0
S.23	at Air Force*	1	1	3	1	4	1.0	0.0	0	0	0	0
S.30	Northern Illinois	1	1	4	2	6	0.0	0.0	2	0	0	0
O.7	at UNLV*	1	1	2	2	4	0.0	0.0	0	0	0	0
O.14	Boise State*	1	1	5	1	6	0.0	0.0	0	1	0	0
O.21	Fresno State*	1	1	3	1	4	0.0	0.0	0	0	0	0
O.28	at Hawaii*	1	1	1	1	2	0.0	0.0	0	0	0	0
N.4	at San José State*	1	1	1	2	3	0.0	0.0	0	0	0	0
N.18	Nevada*	1	1	7	2	9	0.0	0.0	0	0	0	0
N.24	New Mexico*	1	1	6	2	8	1.0	0.0	2	2	0	0
D.23	vs. Army West Point+	1	1	7	2	9	0.0	0.0	0	1	0	0
2017 SEASON TOTALS		13	13	46	17	63	3.0	0.0	5	4	1	1

SOPHOMORE SEASON - 2018 GAME-BY-GAME

Date	Opponent	GP	GS	UA	A	TT	TFL	Sk.	Int.	PBU	FF	FR
A.31	at No. 13/13 Stanford	1	1	3	2	5	0.5	0.0	0	1	0	0
S.8	Sacramento State	1	1	3	3	6	0.0	0.0	0	0	0	0
S.15	No. 23/25 Arizona State	1	1	3	1	4	0.0	0.0	0	0	0	0
S.22	Eastern Michigan	1	1	3	0	3	0.0	0.0	0	1	0	0
O.6	at rv/No. 24 Boise State*	1	1	4	0	4	0.0	0.0	1	0	0	0
O.12	Air Force*	1	1	4	2	6	0.0	0.0	0	0	0	0
O.20	San José State*	1	1	0	2	2	0.0	0.0	1	0	0	0
O.27	at Nevada*	1	1	3	1	4	2.0	0.0	0	1	0	0
N.3	at New Mexico*	1	1	5	3	8	1.5	0.0	0	0	0	0
N.10	UNLV*	1	1	5	0	5	0.0	0.0	0	0	1	0
N.17	at Fresno State*	1	1	1	7	8	0.0	0.0	0	1	0	0
N.24	Hawaii*	1	1	2	1	3	0.0	0.0	3	1	1	1
D.19	vs. Ohio#	1	1	5	2	7	1.0	0.0	0	1	0	0
2018 SEASON TOTALS		13	13	38	22	60	5.0	0.0	2	8	2	1

JUNIOR SEASON - 2019 GAME-BY-GAME

Date	Opponent	GP	GS	UA	A	TT	TFL	Sk.	Int.	PBU	FF	FR
A.31	Weber State	1	1	4	1	5	0.0	0.0	1	3	0	0
S.7	at UCLA	1	1	6	0	6	0.0	0.0	0	1	0	1
S.14	at New Mexico State	1	1	0	2	2	0.0	0.0	0	0	0	1
S.21	Utah State*	1	1	5	1	6	1.0	0.0	0	0	0	0
O.5	at Colorado State*	1	1	1	2	3	0.0	0.0	0	2	0	0
O.12	Wyoming*	1	1	4	0	4	0.0	0.0	0	1	0	0
O.19	at San José State*	1	1	3	1	4	0.0	0.0	0	1	0	0
O.26	at UNLV*	1	1	1	1	2	0.0	0.0	0	0	0	0
N.9	Nevada*	1	1	3	1	4	0.0	0.0	0	0	0	0
N.15	Fresno State*	1	1	3	0	3	1.0	0.0	1	0	0	0
N.23	at Hawaii*	1	1	3	0	3	0.0	0.0	0	0	0	0
N.30	Brigham Young	1	1	8	1	9	1.0	1.0	1	0	1	1
D.21	vs. Central Michigan~	1	1	3	1	4	0.0	0.0	1	0	1	0
2019 SEASON TOTALS		13	13	44	11	55	3.0	1.0	4	8	2	3

*Bold indicates season high. * - Mountain West game. + - 2017 Lockheed Martin Armed Forces Bowl (Amon Carter Stadium; Fort Worth, Texas). # - 2018 DXL Frisco Bowl (Toyota Stadium; Frisco, Texas). ~ - 2019 New Mexico Bowl (Dreamstyle Stadium; Albuquerque, N.M.).*

At A Glance

▶ Garnered FWAAs and USA Today Freshman All-America honors in 2017, recording 63 tackles and five interceptions.

▶ Tied for the FBS lead among true freshmen in 2017 with five interceptions.

▶ Has been named to the preseason watch list for the Jim Thorpe Award (best defensive back) in 2019 and 2020.

▶ Is tied for fifth all-time at SDSU in fumble recoveries (5), tied for seventh in interceptions (7) and tied for eighth in forced fumbles (5).

▶ Is the first Aztec safety in program history to make a MW first or second team three times in league history (since 1999).

▶ Has started all 39 games at Field Warrior (safety) since arriving to campus as a true freshman in 2017.

▶ His 39 consecutive starts are tied with two other players for the most among active FBS defensive backs (cornerback or safeties).

▶ Father, Tracy, was a safety at San Diego State from 1982-85.



on the Jim Thorpe Award Watch List, which goes out to the best defensive back in the country ... Was chosen as a preseason first-team all-Mountain West selection by the league's media, Athlon Sports and Phil Steele Magazine ... Phil Steele Magazine had him as the eight-rated draft eligible free safety ... Started the team's 13 games this season at Field Warrior ... Had 55 tackles (44 solo), three tackles for loss, a sack, four interceptions, eight pass breakups, two forced fumbles and three fumble recoveries for 48 yards ... Ranked third on the team for the most tackles on passing plays on the team (38) ... Tied for sixth in SDSU single-season history in fumble recoveries (3) ... Tied for first in the Mountain West (T-6th in FBS) with three fumble recoveries and tied for eighth with 0.92 passes defended (INT + PBU) per game ... Was named to the Pro Football Focus Mountain West Team of the Week three times on the year ... Started for the 27th straight game at Field Warrior vs. Weber State, making five tackles (four solo), three pass breakups and an interception ... For his efforts, was named to the Pro Football Focus Mountain West Team of the Week ... The three PBUs tied a career high ... Had another good outing at UCLA, recording six solo tackles, a fumble recovery and a pass breakup ... Had two assisted tackles at New Mexico State and returned a fumble 45 yards in the fourth quarter to effectively seal a 31-10 San Diego State win ... It was his second straight game with a fumble recovery ... Came up with six tackles (five solo) and a 2-yard tackle for loss in a start vs. Utah State ... Had three tackles (one solo) and two pass breakups in a start at Colorado State ... Had four tackles (all solo) and a pass breakup vs. Wyoming en route to being named to the Pro Football Focus Mountain West Team of the Week ... Made four stops (three solo) with a pass breakup at San José State ... Had two tackles (one solo) at UNLV, playing 70 of the 73 snaps ... Missed three snaps because of an injury, the first snaps he has missed all season ... Had four tackles (three solo) in a start vs. Nevada ... Came up with three solo stops, a tackle for loss and an interception in a start vs. Fresno State ... Had three solo tackles at Hawai'i ... Was named to the Pro Football Focus Mountain West Team of the Week for the third time of the season for his play against Brigham Young, when he had nine tackles (eight solo), a forced fumble, fumble recovery, interception, sack and tackle for loss ... The nine tackles tied a career high and were his most in a game this season ... The forced fumble was his first of the season and fourth of his career ... The fumble recovery was his third of the season (T-6th in SDSU single-season history) and fifth of his career (T-5th in program history) ... The sack was the first of his career ... Had another good game against Central Michigan in the New Mexico Bowl, making four tackles (three solo), and adding an interception

and a forced fumble ... The interception was his fourth of the season and 11th of his career (T-7th in program history) ... It was his third interception over the final four games.

SOPHOMORE SEASON (2018)

Was named a second-team all-Mountain West selection for the second straight season, voted on by the league's coaches and media ... Also landed on the Pro Football Focus Mountain West Defensive Team of the Year for the second straight season ... Was a preseason first-team all-Mountain West selection by the league's media and Street & Smith's, and a second-team pick by Athlon Sports and Phil Steele Magazine ... Started all of the team's 13 games for a second straight season ... Recorded 60 tackles (38 solo), including five tackles for loss, two interceptions for 41 yards, eight pass breakups, two forced fumbles and a fumble recovery ... Started for a 14th straight game at No. 13/13 Stanford in the opener, registering five tackles (three solo) with 0.5 TFL and a pass breakup ... Registered an assisted tackle in a start vs. Sacramento State ... Had four tackles (three solo) in a start vs. No. 23/25 Arizona State ... Made three solo tackles and added a pass breakup vs. Eastern Michigan, where he was named to the Pro Football Focus Mountain West Team of the Week ... Had four tackles and an interception at rv/No. 24 Boise State ... The interception was his first of the season ... Had a then season-high six tackles (four solo) in a start against Air Force ... Had two tackles and an interception returned for 41 yards in the fourth quarter against San José State en route to being named to the Pro Football Focus Mountain West Team of the Week ... The interception led to John Baron II's game-winning field goal ... The pick was his second in three games, second of the season and seventh of his career ... Had another good game in a start at Nevada, making four tackles (three solo), including a career-high two tackles for loss for nine yards and a pass breakup ... Made the Pro Football Focus Mountain West Team of the Week for his efforts ... Had a huge game in a start at New Mexico, making a season-high eight tackles (five solo) with 1.5 tackles for loss ... Landed on the Pro Football Focus Mountain West Team of the Week for a third straight week and team-leading fourth time of the season ... Had five solo stops and a forced fumble in a start vs. UNLV ... The forced fumble was his first of the season and second of his career ... Tied a season high with eight tackles at Fresno State, while adding a PBU ... Had a good game in the regular-season finale vs. Hawai'i, making three tackles (two solo), a forced fumble, fumble recovery and a career-high three pass breakups ... Came up with seven tackles (five solo), a 3-yard tackle for loss and a pass breakup vs. Ohio in the DXL Frisco Bowl.

Tariq Thompson - Inside The Numbers

MOST CAREER FUMBLE RECOVERIES IN SAN DIEGO STATE HISTORY

Rk.	Name	Years	Fumble Recoveries
1.	Kirk Morrison	2001-02-03-04	10
2.	Kevin Mitchell	1979-80	7
3.	Lou Foster	1990-91	6
	Thomas Carter	1982-83	6
5.	▶ Tariq Thompson	2017-18-19	5
	Six others tied at		5

MOST CAREER INTERCEPTIONS IN SAN DIEGO STATE HISTORY

Rk.	Name	Years	Interceptions
1.	Damontae Kazee	2013-14-15-16	17
2.	Jack Kaiser	1946-47-48	14
3.	Jason Moore	1994-95-96-97	13
	Bob Tomlinson	1946-47-48-49	13
5.	Ed Ricketts	1950-51	12
	Dick Adair	1947-48-49	12
7.	▶ Tariq Thompson	2017-18-19	11
	Three others tied at		11

MOST CONSECUTIVE STARTS AMONG ACTIVE FBS DEFENSIVE BACKS (ENTERING 2020)

Pl.	Name	School	Position	GS
1.	▶ Tariq Thompson	San Diego State	Safety	39
	Thomas Graham Jr.	Oregon	Cornerback	39
	Rodarius Williams	Virginia	Cornerback	39
4.	Camryn Bynum	California	Cornerback	38
5.	Devon Key	Western Kentucky	Safety	31

MOST CONSECUTIVE STARTS AMONG ACTIVE AZTEC PLAYERS (OFF./DEF.)

Pl.	Name	2020 Year	Position	GS
1.	▶ Tariq Thompson	Sr.	Warrior	39
2.	Keshawn Banks	Jr.	Defensive End	13
	Dwayne Johnson Jr.	Sr.	Aztec	13
4.	Darren Hall	Jr.	Cornerback	11
5.	William Dunkle	So.	Offensive Guard	10
	Kobe Smith	Jr.	Wide Receiver	10

MOST INTERCEPTIONS AMONG ACTIVE FBS PLAYERS

Rk.	Name	Team	2020 Class	Interceptions
1.	Andre Cisco	Syracuse	Jr.	12
2.	▶ Tariq Thompson	San Diego State	Sr.	11
3.	Lorenzo Burns	Arizona	Sr.	9
	Jevon Holland	Oregon	Jr.	9
	Corey Straughter	Louisiana-Monroe	Sr.	9

MOST INTERCEPTIONS IN FBS IN 2017 AMONG FRESHMEN

Rk.	Name	Team	2017 Class	Interceptions
1.	Andraez Williams	LSU	Redshirt Freshman	6
2.	▶ Tariq Thompson	San Diego State	True Freshman	5
	Lorenzo Burns	Arizona	Redshirt Freshman	5
	T.J. Carter	Memphis	True Freshman	5
	Amik Robertson	Louisiana Tech	True Freshman	5

MOST TACKLES BY AN AZTEC FRESHMAN IN BRADY HOKE/ROCKY LONG ERA (SINCE 2009)

Rk.	Name	Year	Class	Tackles
1.	▶ Tariq Thompson	2017	True Freshman	63
	Trey Lomax	2014	Redshirt Freshman	63
3.	Jake Fely	2011	Redshirt Freshman	58
4.	Ron Smith	2016	Redshirt Freshman	53
5.	Cameron Thomas	2019	Redshirt Freshman	49

FRESHMAN (TRUE) SEASON (2017)

Was named a freshman All-American by

both FWAA and USA Today ... Also was a

second-team all-Mountain West selection by



the league's coaches and media ... Also was chosen as a Pro Football Focus first-team all-MW pick and a second-team all-MW pick by Phil Steele Magazine ... Earned the Co-Outstanding Freshman Award (with Keith Ismael) ... Started the team's 13 games, making 63 tackles (46 solo), with three tackles for a loss of 27 yards, five interceptions for 83 yards and a touchdown, a forced fumble, a fumble recovery, four pass breakups and three quarterback hurries ... Tied for the FBS lead among true freshmen with five interceptions, while ranking in a tie for second among all FBS freshmen ... Tied for the MW lead and tied for 15th nationally in interceptions per game (0.38) ... Was the only freshman in the country with multiple interceptions in multiple games ... His 63 tackles tied Trey Lomax (2014) for the most tackles among freshmen in the Rocky Long defensive coordinator era (since 2009) ... Became the first Aztec true freshman to start on defense against UC Davis since Leon McFadden started at Colorado State on Oct. 24, 2009 ... Was also the first SDSU true freshman to start on defense in a season opener since McFadden started the 2009 opener at UCLA ... Was the first Aztec true freshman to start on either side of the ball since current fullback Nick Bowden started at quarterback at Fresno State on Oct. 3, 2014 ... Had an impressive debut with a game-high-tying four tackles (all solo), including a 3-yard tackle for loss, an interception and a forced fumble ... The interception led to a John Baron II field goal to put the Aztecs up, 3-0 ... Had another good outing at Arizona State in a start, coming up with three solo tackles and a fumble recovery (first of career) ... Made two tackles (one solo) in a third straight start against No. 19/19 Stanford ... Had four tackles (three solo), including a 23-yard tackle for loss on

a high snap on a punt at Air Force ... Finished with six tackles and a career-best two interceptions against Northern Illinois ... Had an 83-yard interception return for a touchdown, SDSU's longest since Leon McFadden had a 96-yard interception score at Fresno State on Sept. 29, 2012, the fourth longest by an Aztec since at least 1996 and tied for the 18th-longest interception in FBS play ... Came up with four stops (two solo) and a quarterback hurry in a sixth straight start at UNLV ... Had six tackles (five solo), while adding a pass breakup and a quarterback hurry in a start vs. Boise State ... Registered four tackles (three solo) in a start against Fresno State ... Had two tackles (one solo) in a start at Hawai'i ... Registered three tackles (one solo) in a start at San José State ... Made a career-high nine tackles (seven solo) vs. Nevada ... Was named the MW Defensive Player of the Week and to the Pro Football Focus MW Team of the Week for his play against New Mexico, when he had eight tackles (six solo), a career-high-tying two interceptions, a career-high two pass breakups and a tackle for loss ... Was one of four FBS players with multiple interceptions in multiple games and the only freshman on that list ... His eight-plus tackle game and two-plus interception contest was just the 11th in FBS play at the time and the only one by a freshman ... Had a career-high-tying nine tackles (seven solo), a pass breakup and a quarterback hurry against Army West Point in the Armed Forces Bowl.

HIGH SCHOOL

Earned four letters at St. Augustine High School here in San Diego ... Led the Saints to a pair of 10-3 seasons in 2015 and 2016 ... Finished his four-year career with 217 tackles (139 solo), four tackles for loss, 11 interceptions for 151 yards, 38 pass deflec-



tions, three forced fumbles, a fumble recovery, a sack and two blocked field goals, according to MaxPreps ... On the offensive side of the ball was used as a receiver, where he made 85 catches for 1,167 yards (13.7 avg.) and 15 touchdowns over the past three seasons ... Had a total of 17 touchdowns over his career, including 15 receiving, one interception and one kick return ... Was a two-time all-CIF selection and a three-time all-Eastern League pick ... A three-star recruit by ESPN, and a two-star recruit by Rivals and 247sports ... Received a grade of 78 by 247sports ... Also played basketball at St. Augustine High School.

Ford-Thompson ... Chose the Aztecs over offers from Fresno State and Northern Arizona ... Is majoring in interdisciplinary studies.

SINGLE-GAME BESTS

Career Highs: Tackles: 9 vs. Brigham Young (11/30/19), Army West Point (12/23/17), vs. Nevada (11/18/17); Tackles For Loss: 2.0 at Nevada (10/27/18); Sacks: 1.0 vs. Brigham Young (11/30/19); Interceptions: 2 vs. New Mexico (11/24/17), vs. Northern Illinois (9/30/17); Pass Breakups: 3 vs. Weber State (8/31/19), vs. Hawai'i (11/24/18); Forced Fumbles: 1, five times; Fumble Recoveries: 1, five times; Defensive Touchdowns: 1 vs. Northern Illinois (9/30/17).

PERSONAL

Tariq Edward Thompson was born Aug. 9, 1999, in San Diego, Calif. ... Son of Anne

Athletic, hard-hitting safety who backed up three-time all-Mountain West pick Malik Smith for most of the 2016 season as a true freshman ... Was sidelined with an injury in 2017, ultimately using his redshirt ... Returned to play in all 13 games in 2018 with eight starts at the boundary warrior position, then started five times in 2019 ... Enters his final season as the projected starting Boundary Warrior.

JUNIOR SEASON (2019)

Played in 12 games, starting five times ... Had 44 tackles (33 solo) on the season, including two tackles for loss, two pass

breakups and a blocked punt ... Led the team with five tackles on the punt return unit and tied for the team lead with five tackles on special teams ... Came off the bench for 22 snaps vs. Weber State in the opener, logging one solo tackle ... Had four tackles (two solo) in 37 snaps off the bench at UCLA ... Had two solo stops in 15 snaps at New Mexico State ... Made an assisted tackle in 21 snaps vs. Utah State ... Made three tackles (all solo) in 20 snaps on defense and on special teams at Colorado State ... Registered three assisted tackles in 25 snaps off the bench vs. Wyoming ... Started for the first time of the season at San José State and

Ta. Thompson's Career Statistics

Season	GP	GS	UA	A	TT	TFL	Sk	Int.	PBU	FF	FR
2017	13	13	46	17	63	3.0	0.0	5	4	1	1
2018	13	13	38	22	60	5.0	0.0	2	8	2	1
2019	13	13	44	11	55	3.0	1.0	4	8	2	3
Career	39	39	128	50	178	11.0	1.0	11	20	5	5

18 → Trenton Thompson



- ◆ Safety
- ◆ Senior - 3 Letters, 6-2, 200
- ◆ Palm Springs, Calif.
- ◆ Palm Springs High

Was a teammate of fellow Aztec senior-safety Tayler Hawkins at Palm Springs High School.

Aztec Players



10 STRAIGHT BOWL GAME APPEARANCES ► 21 CONFERENCE CHAMPIONSHIPS

TRENTON THOMPSON ◀ PLAYERS

At A Glance

► Returned a blocked punt for a touchdown against Air Force on Oct. 12, 2018, SDSU's first blocked punt return for a touchdown since Freddy Keiaho against New Mexico on Oct. 22, 2005.

► Then blocked his first career punt at UNLV on Oct. 26, 2019, which led to a Caden McDonald touchdown on a fumble recovery in the end zone.

► Has started 13 times the last two seasons at Boundary Warrior, platooning with former high school teammate Tayler Hawkins.

► Helped lead Palm Springs High School to a 24-3 record over his final two seasons from 2014-15.

bench ... Tied for the team lead with nine stops, his second time this season (and for his career) leading the team in tackles ... Registered two stops (one solo) in a starting role vs. Central Michigan in the New Mexico Bowl.

SOPHOMORE SEASON (2018)

Played in all 13 games with eight starts ... Had 57 tackles (30 solo), a sack, two tackles for loss, an interception, a forced fumble, two pass breakups and a blocked punt return for a touchdown ... Earned his first career start in the opener at No. 13/13 Stanford, where he had four tackles (two solo) and a pass breakup, playing all 65 snaps ... Had a then career-high six stops (three solo) vs. Sacramento State in another start ... Followed with a career-high seven tackles (six solo) and a 7-yard sack off the bench vs. No. 23/21 Arizona State, before being ejected with six seconds remaining for a targeting call ... The



had a season-high five tackles (all solo), playing all 54 snaps on defense and most special teams units ... Had a career-high 12 tackles and a career-best two tackles for loss along with his first career blocked punt at UNLV ... The blocked punt led to a Caden McDonald touchdown on a fumble recovery in the end zone ... Reached double digits in tackles for the first time of his career ... Entered the game with 19 tackles on the season without a TFL ... Played 12 snaps as a starter against Nevada with one tackle before being ejected for targeting ... Came up with a solo tackle and a pass breakup in a start against Fresno State, playing 27 snaps before exiting with an injury ... Missed the Hawai'i game while recovering from concussion-like symptoms ... Returned against Brigham Young to record nine tackles (eight solo) and pass breakup in 73 snaps off the

sack and tackle for loss were the first of his career ... Came up with four solo tackles in the second half against Eastern Michigan after having to miss the first half because of a targeting call vs. No. 23/21 Arizona State ... Started the second half vs. EMU and played 41 snaps ... Started at rv/No. 24 Boise State, making five tackles (two solo) ... Had two tackles in a start against Air Force, along with a touchdown on special teams, recovering Kaelin Himpill's blocked punt ... The return touchdown put SDSU on top, 14-9, eight seconds before halftime ... It was the Aztecs' first blocked punt since Kameron Kelly blocked one against UNLV on Sept. 27, 2014, and their first blocked punt return for a touchdown since Freddy Keiaho did so against New Mexico on Oct. 22, 2005 ... Started vs. San José State, where he made four tackles (two solo) ...

Tr. Thompson's Career Game-By-Game

FRESHMAN (TRUE) SEASON - 2016 GAME-BY-GAME

Date	Opponent	GP	GS	UA	A	TT	TFL	Sk.	Int.	PBU	FF	FR
O.21	San José State*	1	0	3	1	4	0.0	0.0	0	0	0	0
O.28	at Utah State*	1	0	0	1	1	0.0	0.0	0	0	0	0
N.5	Hawai'i*	1	0	1	0	1	0.0	0.0	0	1	0	0
N.12	at Nevada*	1	0	0	1	1	0.0	0.0	0	0	0	0
N.19	at Wyoming*	1	0	0	0	0	0.0	0.0	0	0	0	0
N.26	Colorado State*	1	0	1	0	1	0.0	0.0	0	0	0	0
D.3	at Wyoming@	1	0	0	0	0	0.0	0.0	0	0	0	0
D.17	vs. Houston^	1	0	1	0	1	0.0	0.0	0	0	0	0
2016 SEASON TOTALS		8	0	6	3	9	0.0	0.0	0	1	0	0

REDSHIRT SEASON - 2017 GAME-BY-GAME

Date	Opponent	GP	GS	UA	A	TT	TFL	Sk.	Int.	PBU	FF	FR
S.2	UC Davis	1	0	1	0	1	0.0	0.0	0	0	0	0
S.9	at Arizona State	1	0	0	0	0	0.0	0.0	0	0	0	0
S.16	No. 19/19 Stanford	1	0	0	0	0	0.0	0.0	0	0	0	0
2017 SEASON TOTALS		3	0	1	0	1	0.0	0.0	0	0	0	0

SOPHOMORE SEASON - 2018 GAME-BY-GAME

Date	Opponent	GP	GS	UA	A	TT	TFL	Sk.	Int.	PBU	FF	FR
A.31	at No. 13/13 Stanford	1	1	2	2	4	0.0	0.0	0	1	0	0
S.8	Sacramento State	1	1	3	3	6	0.0	0.0	0	0	0	0
S.15	No. 23/25 Arizona State	1	0	6	1	7	1.0	1.0	0	0	0	0
S.22	Eastern Michigan	1	0	4	0	4	0.0	0.0	0	0	0	0
O.6	at rv/No. 24 Boise State*1	1	2	3	5	5	0.0	0.0	0	0	0	0
O.12	Air Force*	1	1	0	2	2	0.0	0.0	0	0	0	0
O.20	San José State*	1	1	2	2	4	0.0	0.0	0	0	0	0
O.27	at Nevada*	1	1	1	2	3	0.0	0.0	0	0	0	0
N.3	at New Mexico*	1	0	1	1	2	0.0	0.0	0	0	0	0
N.10	UNLV*	1	0	4	3	7	1.0	1.0	1	0	0	0
N.17	at Fresno State*	1	1	1	5	6	0.0	0.0	0	1	0	0
N.24	Hawai'i*	1	1	2	0	2	0.0	0.0	0	0	1	0
D.19	vs. Ohio#	1	0	2	3	5	0.0	0.0	0	0	0	0
2018 SEASON TOTALS		13	8	30	27	57	2.0	1.0	1	2	1	0

JUNIOR SEASON - 2019 GAME-BY-GAME

Date	Opponent	GP	GS	UA	A	TT	TFL	Sk.	Int.	PBU	FF	FR
A.31.19	Weber State	1	0	1	0	1	0.0	0.0	0	0	0	0
S.7.19	at UCLA	1	0	2	2	4	0.0	0.0	0	0	0	0
S.14.19	at New Mexico State	1	0	2	0	2	0.0	0.0	0	0	0	0
S.21.19	Utah State*	1	0	0	1	1	0.0	0.0	0	0	0	0
O.5.19	at Colorado State*	1	0	3	0	3	0.0	0.0	0	0	0	0
O.12.19	Wyoming*	1	0	0	3	3	0.0	0.0	0	0	0	0
O.19.19	at San José State*	1	1	5	0	5	0.0	0.0	0	0	0	0
O.26.19	at UNLV*	1	1	9	3	12	2.0	2.0	0	0	0	0
N.9.19	Nevada*	1	1	1	0	1	0.0	0.0	0	0	0	0
N.15.19	Fresno State*	1	1	1	0	1	0.0	0.0	0	1	0	0
N.23.19	at Hawai'i*	--- Did Not Play - Injured ---										
N.30.19	Brigham Young	1	0	8	1	9	0.0	0.0	0	1	0	0
D.21.19	vs. Central Michigan~	1	1	1	1	2	0.0	0.0	0	0	0	0
2019 SEASON TOTALS		12	5	33	11	44	2.0	0.0	0	2	0	0

*Bold indicates season high. * - Mountain West game. @ - 2016 Mountain West Championship (War Memorial Stadium; Laramie, Wyo.). ^ - 2016 Las Vegas Bowl (Sam Boyd Stadium; Las Vegas, Nev.). + - 2017 Lockheed Martin Armed Forces Bowl (Amon Carter Stadium; Fort Worth, Texas). # - 2018 DXL Frisco Bowl (Toyota Stadium; Frisco, Texas). ~ - 2019 New Mexico Bowl (Dreamstyle Stadium; Albuquerque, N.M.).*

Made three stops (one solo) in a start at Nevada ... Had two tackles (one solo) off the bench at New Mexico ... Made seven tackles (four solo) and a tackle for loss and his first career interception off the bench vs. UNLV en route to being named to the Pro Football

Focus Mountain West Team of the Week ... The seven stops tied a career high ... Started at Fresno State, finishing the game with six tackles and a pass breakup ... In a start vs. Hawai'i recorded two tackles and a forced fumble, the first of his career ... The forced

AZTEC FOOTBALL MEDIA GUIDE

Aztec Players



10 STRAIGHT BOWL GAME APPEARANCES ▶ 21 CONFERENCE CHAMPIONSHIPS

fumble came on a punt return and was recovered by Dwayne Johnson Jr. at the Hawai'i 5, which led to a Juwan Washington rushing touchdown ... Had five tackles off the bench against Ohio in the DXL Frisco Bowl.

REDSHIRT SEASON (2017)

Had one solo tackle in three games ... Played in the opener off the bench against UC Davis, recording a solo stop ... Played at Arizona State and against No. 19/19 Stanford on special teams, but did not record a stat ... Missed the rest of the season with a leg injury, but was able to redshirt.

FRESHMAN (TRUE) SEASON (2016)

Had nine tackles and a pass breakup on the season, despite playing in only eight games ... Was one of three true freshmen to play on

defensive side of the ball (also Troy Cassidy and Kyrie Woods) ... According to Pro Football Focus, logged 47 snaps on the season ... Did not play and wasn't on the travel squad for the first five games of the season ... Was on the travel squad for the first time of the season at Fresno State, but did not play ... Had four tackles (three solo) in his first career game against San José State, all on special teams ... Ended up logging 13 stats on defense vs. the Spartans ... Had an assisted tackle at Utah State in five snaps ... Registered one solo tackle and had his first pass breakup against Hawai'i in a career-high 22 snaps ... Had an assisted tackle at Nevada ... Logged one snap, but did not record a stat at Wyoming ... Had a solo tackle on special teams against Colorado State ... Did not record a stat in three snaps

and special teams action at Wyoming in the MW Championship game ... Logged a solo stop in three snaps vs. Houston in the Las Vegas Bowl.

HIGH SCHOOL

Earned two letters and played three years at Palm Springs High School in Palm Springs, Calif. ... Helped the Indians go 24-3 (.889), including a 11-1 (.917) mark in league play over the past two years ... Led the 2015 squad to a CIF championship ... Logged 219 total tackles (134 solo) over his three years (according to MaxPreps), adding seven tackles for loss, four interceptions, seven pass deflections, six forced fumbles, two fumble recoveries, four blocked field goals and two blocked punts ... Also caught 16 passes for 325 yards (20.3 avg.) and three touchdowns as a senior in 2015 ... A three-star recruit by Scout and 247sports, and a two-star recruit by Rivals ... Received a grade of 87 by 247sports ... Scout ranked him as the 15th-best outside linebacker in the 2016 class and the 23rd best on the West Coast.

PERSONAL

Trenton Thompson was born Dec. 18, 1997, in Palm Springs, Calif. ... Chose the Aztecs over offers from Colorado State, Nevada,

Northern Arizona, UNLV, Utah State and Wyoming ... Is majoring in social science.

SINGLE-GAME BESTS

Career Highs: Tackles: 12 at UNLV (10/26/19); Tackles For Loss: 2.0 at UNLV (10/26/19); Sacks: 1.0 vs. No. 23/25 Arizona State (9/15/18); Interceptions: 1 vs. UNLV (11/10/18); Pass Breakups: 1, five times; Forced Fumbles: 1 vs. Hawai'i (11/24/18); Block Punts: 1 at UNLV (10/26/19); Punt Return Touchdowns: 1 vs. Air Force (10/12/18).

Tr. Thompson's Career Statistics

Defense Season	GP	GS	UA	A	TT	TFL	Sk	Int.	PBU	FF	FR
2016	8	0	6	3	9	0.0	0.0	0	1	0	0
2017	3	0	1	0	1	0.0	0.0	0	0	0	0
2018	13	8	30	27	57	2.0	1.0	1	2	1	0
2019	12	5	33	11	44	2.0	0.0	0	2	0	0
Career	36	13	70	41	111	4.0	1.0	1	5	1	0

97 → Daniel To'oto'o



- ◆ Defensive Line
- ◆ Freshman - Redshirt, 6-3, 250
- ◆ Mesa, Ariz.
- ◆ Skyline High

Athletic defensive end who redshirted last year because of a loaded front three, but was on the travel squad earlier in the year

... Enters the season fourth on the depth chart at one of the defensive end spots.

REDSHIRT SEASON (2019)

Did not play during his true freshman season, but was on the travel squad for three of the first four games - vs. Weber State, at UCLA and vs. Utah State ... Utilized his redshirt season.

HIGH SCHOOL

Played his prep ball at Skyline High School in Mesa, Ariz., the same high school as former Aztec and two-time Mountain West defensive end Alex Barrett ... Had a solid 2018 season with 58 tackles (41 solo), 12 sacks, eight quarterback hurries, two pass deflections and an interception, according to MaxPreps ... Totaled 118 tackles (69 solo), 16.5 sacks, two forced fumbles and two interceptions during his three-year prep career, ac-

ording to MaxPreps ... A two-star recruit by Rivals.

PERSONAL

Full name is Daniel Alexander To'oto'o ... Also received scholarship offers from Northern Arizona and South Dakota State ... Is majoring in business administration with an emphasis in management specialization in entrepreneurship.

67 → Kyle Trombley



- ◆ Offensive Line
- ◆ Freshman - Redshirt, 6-5, 310
- ◆ Yorba Linda, Calif.
- ◆ Yorba Linda High

Young, offensive lineman who continues to get bigger in the weight room and looks to better his technique ... Enters the 2020 season third on the depth chart at right guard.

REDSHIRT SEASON (2019)

Redshirted the 2019 season.

HIGH SCHOOL

Lettered at Yorba Linda High School, helping the Mustangs advance to the second round of the California Interscholastic Federation (CIF) Southern Section Division 4 playoffs as a senior in 2018 ... Was a three-star recruit by 247sports and a two-star recruit by

Rivals ... Received a grade of 80 by 247Sports ... Also competed in wrestling for Yorba Linda High.

PERSONAL

Kyle Marcus Trombley was born Jan. 5, 2001, in Seattle ... Jeff and Katherine Trombley ... Is majoring in computer engineering.



10 → Noah Tumblin



- ◆ Cornerback
- ◆ Freshman - Redshirt, 6-2, 180
- ◆ San Diego, Calif.
- ◆ Mira Mesa High

Athletic cornerback, who was a dual-sport start at nearby Mira Mesa High School ... Is a speedy DB with a good first step ... Enters

the season as the backup to 2019 all-Mountain West selection Darren Hall.

REDSHIRT SEASON (2019)

Redshirted his first season on The Mesa.

HIGH SCHOOL

Played three seasons at nearby Mira Mesa High School ... According to MaxPreps, as a dual-threat quarterback, was 314-for-536 for 4,589 yards and 40 touchdowns against just 11 interceptions, while running for 1,891 yards and 23 touchdowns on 281 carries (6.7 avg.) ... Best season statistically in 2018, where he led the Marauders to a 10-3 overall record, going 111-for-176 (63.1 pct.) for 1,865 yards and 20 touchdowns with just one interception ... Also rushed for 966 yards and 15 touchdowns on 176 carries (5.5 avg.) ... A three-star recruit by 247sports as a dual-threat quarterback with a scout

grade of 81, and a two-star dual-threat quarterback by Rivals ... Also was a star point guard on the Mira Mesa basketball team.

PERSONAL

Noah B Tumblin was born April 4, 2001 in San Diego ... Son of Jesse and Nikya Tumblin ... Chose San Diego State over offers from Brigham Young, Cal Poly and San Diego ... Is undecided on a major.

72 → Alama Uluave



- ◆ Offensive Line
- ◆ Junior - 2 Letters, 6-2, 305
- ◆ Laie, Hawaii
- ◆ Punahou High

Is from the same high school as current linebacker Seyddrick Lakalaka and former linebacker Ronley Lakalaka.

on special teams and always on the punt unit ... Only game he did not play was against Brigham Young on Nov. 30 ... Played his first offensive snaps in the New Mexico Bowl vs. Central Michigan, late in an eventual 48-11 victory.

FRESHMAN (TRUE) SEASON (2018)

Played in the team's final seven games of the season, all on special teams ... Was on the travel squad for 11 of the team's 13 games ... Made his collegiate debut against San José State on Oct. 20 ... Then played the next six games, including the DXL Frisco Bowl against Ohio.

best recruit in Hawaii by 247sports and the 23rd-best center by the outlet ... Also played basketball and baseball, and competed on the track and field team ... Was a state champion in the shot put and the discus throw for the Buffs' track and field team won a state championship.

PERSONAL

Alama Po'okela Uluave was born June 23, 1999, in Honolulu ... Son of Caroline Uluave ... According to Rivals, also received offers from Washington State, Boise State, Fresno State, Army West Point, Texas Tech, Colorado State, Syracuse, Air Force, UNLV, Hawai'i and Yale ... Undecided on a major.

HIGH SCHOOL

Was a three-year letter winner at Punahou High School in Honolulu, Hawaii, the same school as Aztec linebacker brothers Ronley Lakalaka and Seyddrick Lakalaka ... Was first-team ILH and played in the Nike Final 5 ... Was a three-star recruit by both Rivals and 247sports ... Ranked as the seventh-

Uluave's Career Statistics

Season	GP	GS
2018	7	0
2019	12	0
Career	19	0

Big, offensive linemen who gained experience each of the last two years working on special teams as a true freshman ... Continues to work on his technique ... Enters 2020 as the back-up center to senior Dominic Gudino.

SOPHOMORE SEASON (2019)

Played in 12 of the team's 13 games, mainly

19 → Kyron White



- ◆ Safety
- ◆ Freshman - Redshirt, 5-11, 175
- ◆ Fort Worth, Texas
- ◆ Arlington High

Young safety who has shown promise early in his career ... Was working with the second team late in the 2019 fall camp before suffering an injury ... Enters the season as the backup at the Field Warrior position to three-time all-Mountain West senior Tariq Thompson.

REDSHIRT SEASON (2019)

Played in one game on the season without recording a stat ... Overcame an early season injury and was on the travel squad for seven straight games, including Colorado State, Wyoming, San José State, UNLV, Nevada, Fresno State and Hawai'i ... Played late in a 48-11 Aztec lead against Central Michigan in the New Mexico Bowl on Dec. 21 without recording a stat.

HIGH SCHOOL

Received first-team all-District 4-6A honors at safety as a junior in 2017 for Arlington (Texas) High School ... Helped the Colts to a 10-3 record that season and their first regional berth since 2012 ... Finished with 119 tackles and three interceptions during his sophomore campaign in 2016, according to the Fort Worth Star-Telegram ... Was rated a three-star recruit by Rivals and 247Sports ... Earned a grade of 80 by 247Sports and a 72 by ESPN ... Also competed in basketball and track for Arlington High.

PERSONAL

Kyron White was born Nov. 1, 2001 in Fort Worth, Texas ... Son of Keith White and Andrea Goodspeed ... Chose the Aztecs over the likes of Baylor, Colorado State, Iowa State, Minnesota, Nevada, New Mexico and North Texas ... Is majoring in biology.

White's Career Statistics

Season	GP	GS	UA	A	TT	TFL	Sk	Int.	PBU	FF	FR
2019	1	0	0	0	0	0.0	0.0	0	0	0	0
Career	1	0	0	0	0	0.0	0.0	0	0	0	0



53 → Sam Whipple



- ◆ Linebacker
- ◆ Freshman - High School, 6-2, 215
- ◆ Lake Forest, Calif.
- ◆ El Toro High

Young linebacker, who joined the program in the spring of 2020 ... Enters the season fourth on the depth chart at "Will" linebacker.

port Beach, Calif. ... Son of Bill and Lynette Whipple ... Undecided on a major.

HIGH SCHOOL

Was a three-year letter winner at El Toro High School in Lake Forest, Calif. ... Was a two-time all-league selection ... According to MaxPreps, had 147 tackles (87), five sacks and seven quarterback hurries as a junior in 2017, when he earned first-team all-CIF honors ... Also starred as a wide receiver.

PERSONAL

Sam Whipple born Nov. 28, 2000, in New-

26 → Kaegun Williams




- ◆ Running Back
- ◆ Junior - 2 Letters, 5-9, 195
- ◆ Cedar Hill, Texas
- ◆ Cedar Hill High

Returned a kickoff for a touchdown on Oct. 19, 2019 at San José State, SDSU's first since Dec. 23, 2017.

FRESHMAN SEASON (2018)

Played in 10 games on the season, starting once ... Rushed 11 times for 40 yards (3.6 avg) with a long of 16 yards ... Also had a 12-yard catch ... Did not play in the opener at No. 13/13 Stanford, but was on the travel squad ... Also did not play vs. Sacramento State ... Played for the first time of his career against No. 23/25 Arizona State, logging snaps on special teams ... Recorded his first career carry against Eastern Michigan for one yard, while also playing on special teams ... Did not play at rv/No. 24 Boise State ... Played seven snaps against Air Force, rushing a four times for six yards (1.5 avg.) ... Started for the first time of his career vs. San José State, rushing five times for 22 yards (4.4 avg.) with a long of 16 yards ... Played on special teams at Nevada and at New Mexico ...



Played on special teams vs. UNLV and one offensive snap, catching a 12-yard pass, the first reception of his career ... Played on special teams at Fresno State and again vs. Hawai'i ... Carried once for an 11-yard gain against Ohio in the DXL Frisco Bowl.

247sports ... Scout ranked him as the 11th-best running back in the state of Texas.

REDSHIRT SEASON (2017)

Utilized his redshirt season.

PERSONAL

Kaegun Lashun Williams was born Oct. 14, 1998, in Stephenville, Texas ... Son of Scarlett Williams ... Picked San Diego State over offers from Colorado, Tennessee, California, Navy, Tulsa, North Texas, SMU, Kansas and New Mexico ... A kinesiology major with an emphasis as a fitness specialist.

HIGH SCHOOL

Received four letters at Cedar Hill High School in Cedar Hill, Texas ... Led the Longhorns to a 34-7 record (.829) over his last three years as a running back ... Rushed for 2,070 yards and 26 touchdowns on 323 carries (6.4 avg.) over the three years, according to MaxPreps, while adding 113 catches for 1,749 yards (15.5 avg.) and 17 touchdowns ... Was an all-district utility MVP ... Also was chosen as the freshman newcomer of the year ... Was an academic all-district pick ... Was a consensus three-star recruit by Rivals, ESPN, 247sports and Scout ... Received a grade of 86 by 247sports and a 78 by ESPN ... Ranked as the seventh-best all-purpose back by Rivals and the 15th by

A young running back who will look for more playing time this year after showing glimpses of his potential the past two seasons ... Entered 2018 third on the depth chart with Chance Bell, but moved up when Juwan Washington went out with an injury ... Saw more playing time last year as a sophomore ... Enters the 2020 season second at the 'F' running back ... Also could see some action in the return game.

touchdown at San José State, while rushing a career-high eight times for a then career-best 27 yards ... It was the first touchdown of his career ... It was SDSU's first kick return for a touchdown since Juwan Washington had one on Dec. 23, 2017 vs. Army in the Armed Forces Bowl, but its FBS-leading 11th since 2015 ... Rushed six times for a then career-high 31 yards (5.2 avg.) with a long run of 14 yards in just 11 offensive snaps at UNLV, while returning two kickoffs for 27 yards (13.5 avg.) with a long of 14 yards ... Had a 3-yard rush in a pair of snaps against Nevada, while also seeing time on special teams ... Had a 3-yard rush and a 10-yard catch in four offensive snaps, and played special teams against Fresno State ... Had a 1-yard reception in four snaps at Hawai'i, while appearing on special teams ... Ran five times for 13 yards (2.6 avg.) and a long of eight yards in 10 snaps vs. Brigham Young, while adding an 8-yard catch ... Ran for a career-best 34 yards on eight carries (4.2 avg.) against Central Michigan in the New Mexico Bowl, including a career-long 19-yard run ... Also added a 7-yard catch.

SOPHOMORE SEASON (2019)

Played in 10 games because of an early injury, but only had six games with a carry ... Rushed 30 times for 110 yards (3.7 avg.) with a long run of 19 yards ... Also returned four kickoffs for 140 yards (35.0 avg.) with a 95-yard touchdown and four catches for 27 yards (6.8 avg.) ... Tied for second in the Mountain West and 12th nationally with one kick return touchdown ... Did not play in the opener with Weber State, or the following road games at UCLA and New Mexico State ... Made his debut against Utah State on special teams, returning his first career kickoff for 18 yards ... Played on special teams at Colorado State and again vs. Wyoming ... Returned the opening kickoff 95 yards for a

Williams' Career Statistics

Season	GP	GS	Rushing							Receiving			
			Att.	Yds.	TD	Lg.	Avg.	100+	No.	Yds.	Avg.	TD	Lg.
2018	10	1	11	40	0	16	3.6	0	1	12	12.0	0	0
2019	10	0	30	110	0	19	3.7	0	4	27	6.8	0	11
Career	20	1	41	150	0	10	3.7	0	5	39	7.8	0	12



83 → Alex Wilson



- ◆ Tight End
- ◆ Junior - 2 Letters, 6-4, 255
- ◆ Corte Madera, Calif.
- ◆ Redwood High

A. Wilson's Career Statistics

Receiving							
Season	GP	GS	Rec.	Yds.	Avg.	Long	TD
2018	9	0	0	0	0.0	0	0
2019	10	0	0	0	0.0	0	0
Career	19	0	0	0	0.0	0	0

Walk-on who joined the Aztecs for the 2017 fall camp ... Moved to tight end from wide receiver after 2018 spring drills ... Has good hands ... Enters the 2020 season as the projected backup at the 'Y' tight end.

SOPHOMORE SEASON (2019)

Logged time in 10 games, mainly on special teams ... Did not record a stat ... Played in the first eight games of the year ... Also played on special teams vs. Fresno State and vs. Central Michigan in the New Mexico Bowl.

FRESHMAN SEASON (2018)

Played in nine games on special teams without recording a stat ... Played in the first eight games of the season, the first eight games of his career ... Also played vs. UNLV.

REDSHIRT SEASON (2017)

Redshirted his first year as a wide receiver.


HIGH SCHOOL

Earned three letters at Redwood High School in Corte Madera, Calif. ... According to MaxPreps, caught 53 passes for 936 yards (17.7 avg.) with 16 touchdowns as a senior on offense ... Was a two-time all-league player on defense and on offense as a senior ... Also was the team's player of the year as a senior and the defensive player of the year as a junior ... Captained the Giants ... Also played four years of basketball, including the last two seasons as a team captain ... A scholar-athlete.

PERSONAL

Alex James Wilson was born Nov. 21, 1998, in Colorado Springs, Colo. ... Son of Nancy Wilson ... Also was recruited by San José State ... Is majoring in kinesiology with an emphasis as a fitness specialist.

17 → Eric Wilson



- ◆ Cornerback
- ◆ Senior - 1 Letter, 6-0, 185
- ◆ Oceanside, Calif.
- ◆ El Camino High/Riverside City College

E. Wilson's Career Statistics

Season	GP	GS	UA	A	TT	TFL	Sk	Int.	PBU	FF	FR
2019	13	1	7	8	15	2.0	1.5	0	0	0	0
Career	13	1	7	8	15	2.0	1.5	0	0	0	0

Former Junior College transfer, who has good technique ... Looking for more playing time in SDSU's 3-3-5 defense ... Enters the 2020 season as the backup boundary cornerback to Cedarius Barfield.

JUNIOR SEASON (2019)

Played in six games in his first season at San Diego State without recording a stat ... Did not play in the first four games of the season ... Played three statless snaps late at Colorado State in his first career appearance ... Did not play vs. Wyoming, at San José State or at UNLV ... Logged special teams snaps for the first time of his career vs. Nevada and then again vs. Fresno State, at Hawai'i, against Brigham Young and vs. Central Michigan in the New Mexico Bowl.

AT RIVERSIDE CITY COLLEGE (2017-18)

Totalled 69 tackles (50 solo) over his two

seasons to go along with four tackles for loss, five interceptions, 18 pass breakups and a blocked kick ... Earned All-California honors as a sophomore in 2018, and was a two-time all-league selection (first team in 2018, second team in 2017).

HIGH SCHOOL

Registered 43 tackles, three interceptions, eight pass deflections and two fumble recoveries as a senior at El Camino High.

PERSONAL

Is majoring in social science.

65 → Justin Yi



- ◆ Offensive Line
- ◆ Sophomore - Squad, 6-3, 280
- ◆ Sunnyvale, Calif.
- ◆ Homestead High

Joined the Aztecs in the fall of 2018 as a tight end, but made the move to defensive line in the spring of 2019 ... Then moved to offensive line in the 2019 fall camp ... Enters

the season third on the depth chart at right tackle.

FRESHMAN SEASON (2019)

Did not play while on the offensive line.

REDSHIRT SEASON (2018)

Redshirted his first season while working with the tight ends.

HIGH SCHOOL

Earned three letters at Homestead High School in Sunnyvale, Calif. ... Helped the Mustangs to a El Camino League championship and a spot in the CCS semifinals ... Was a first-team all-league pick as a tight end ... Also played basketball at HHS ... Was

a multi-time scholar-athlete in both football and basketball.

PERSONAL

Justin Yi was born Dec. 22, 1999, in Monterey, Calif. ... Son of Leo and Sunny Yi ... Also considered San José State in the recruiting process ... Is majoring in business administration with a focus in marketing.



31 → Jaylon Armstead

RB -- Fr., 5-11, 235 -- Los Angeles, Calif. (Serra High)

Was a three-year letter winner at Serra High School in Los Angeles ... According to MaxPreps, rushed for 1,230 yards and 17 touchdowns on 165 carries (7.5 avg.) over his career, while adding 22 catches for 237 yards (10.8 avg.) and three touchdowns ... Also ran track and field at Serra High ... A three-star recruit by both Rivals and 247sports ... Received a scout grade of 83 by 247sports ... Ended up picking the Aztecs over offers from Arizona State, Nevada, UNLV and Northern Arizona.

34 → Greg Bell

RB -- Sr., 6-0, 200 -- Chula Vista, Calif. (Bonita Vista HS/Nebraska)

Comes to San Diego State with one year of eligibility remaining and three years of collegiate experience ... Did not play last season ... Spent 2018 at Nebraska, playing in each of the first four games with the Cornhuskers, starting the first three ... Ran for 173 yards on 35 carries (4.9 avg.), while adding four catches for 14 yards (3.5 avg.) ... Opened his Division I career with 104 yards on 13 rushes (8.0 avg.) against Colorado and followed with 64 yards on 14 attempts (4.6 avg.) vs. Troy ... Ended up electing to transfer after the four games ... Prior to Nebraska, was a first-team junior college All-American in each of his two seasons at Arizona Western Community College, where he led the team to a 20-2 record ... Ran for 2,404 yards with 18 touchdowns over his two seasons, averaging 6.3 yards per carry ... Had 1,217 rushing yards and 11 touchdowns in 2017 and 1,187 yards and seven scores in 2016 ... Picked Nebraska out of AWCC over offers from Arizona, Arizona State, Utah, Missouri, Louisville, Boise State, Fresno State, Louisiana Tech, New Mexico and UTSA, according to Rivals ... Was a four-star recruit by ESPN and Rivals, and a three-star recruit by 247sports ... Prepped a nearby Bonita Vista High School, where he led the squad to its first section title in school history ... As a senior in 2015, ran for 2,632 yards and 34 touchdowns.

SINGLE-GAME BESTS

Career Highs: Carries: 14 vs. Troy (9/15/18); Rushing Yards: 104 vs. Colorado (9/8/18); Long Rush: 45 vs. Colorado (9/8/18); Receptions: 2 vs. Colorado (9/8/18); Receiving Yards: 6 vs. Colorado (9/8/18); Long Reception: 6 vs. Troy (9/15/18); All-Purpose Yards: 107 vs. Troy (9/15/18).

Bell's Career Statistics

*at Univ. of Nebraska

Season	Rushing								Receiving				
	GP	GS	Att.	Yds.	TD	Lg.	Avg.	100+	No.	Yds.	Avg.	TD	Lg.
*2018	4	3	35	173	0	45	4.9	1	4	14	3.5	0	6
Career	4	3	35	173	0	45	4.9	1	4	14	3.5	0	6

12 → Dallas Branch

CB -- So., 5-11, 175 -- Redondo Beach, Calif. (Salesian HS/LBCC)

Spent one season at Long Beach City College and will have three years left at San Diego State ... Was first-team all-league selection in his lone season in 2019, leading the Vikings to a 7-3 record and 20-16 win over Southwestern in the 2019 Southern California Bowl ... Had 50 tackles (34 solo), 5.5 tackles for loss, three sacks, six interceptions, nine pass breakups, two forced fumbles and a fumble recovery ... His six interceptions were tied for the fourth most in the Southern California Football Association and the sixth most in California Community College Athletic Association ... Finished his high school career at Salesian High School, the same school as former Aztec and two-time all-MW first-team selection Kyahva Tezino ... Prepped at Redondo Union High School prior to Salesian HS ... Was a two-star

recruit by both Rivals and 247sports ... Received a scout grade of 79 by 247sports ... Chose San Diego State over Arkansas State, Brigham Young, Hawai'i, UNLV and UTEP.

70 → Aidan Finney

OL -- Fr. -- 6-6, 300 -- Chico, Calif. (Pleasant Valley High)

Earned three letters at Pleasant Valley High School in Chico, Calif. ... The best season for the Vikings while Finney was there was 2018, when they were 10-3 and won a state championship ... The 2019 team, meanwhile, were the section champions ... Was an all-league selection ... Also plays baseball and basketball at PVHS ... A consensus three-star recruit by Rivals, 247sports and ESPN ... Received a grade of 84 by 247sports and 74 by ESPN ... Picked San Diego State over offers from Arizona State, Oregon State, Washington State, Fresno State, Nevada, UNLV and Utah State.

42 → Kobah Fuamatu

LB -- Fr. -- 6-1, 230 -- Santa Ana, Calif. (Mater Dei High)

Earned three letters at powerhouse Mater Dei High School in Santa Ana, Calif. ... Helped the Monarchs to two state titles and No. 1 national rankings (2017-18) in his three seasons at MDHS (team was No. 2 in the other season in 2019) ... Over his three years, Mater Dei HS went 40-3 and 16-1 in league play ... Made the Cal-Hi Sports all-state team ... According to MaxPreps, totaled 165 tackles over the last three seasons, including 21 tackles for loss, 14.5 sacks, 39 quarterback hurries, three fumble recoveries, two forced fumbles and five pass breakups ... A three-star recruit by Rivals, 247sports and ESPN ... Received a scout grade of 85 by 247sports and 74 by ESPN ... Picked the Aztecs over offers from Arizona State, Fresno State, Hawai'i, New Mexico, San Jose State, UNLV, Utah State and UTEP.

94 → Aaron Greene

TE -- Fr. -- 6-4, 275 -- Prescott, Ariz. (Prescott High)

Earned four letters at Prescott High School in Prescott, Ariz. ... Led the Badgers to a 21-11 record over the past three seasons ... Was selected as the 2019 Grand Canyon Region Defensive Player of the Year ... Also was a two-time first-team all-region pick (2018-19) and a first-team all-state honoree in 2018 ... Finished his career at PHS with the most blocked kicks (field goals/punts) ... Also had the most blocked kicks (field goals/punts) in a season and the most in a single game (2) ... Also played on the basketball and baseball teams at PHS ... Is a two-star recruit by Rivals ... Chose SDSU over Abilene Christian, Northern Arizona, Ottawa, South Dakota State and South Dakota School of Mines.

64 → Jonathan Harrison

OL -- Fr. -- 6-5, 320 -- Carlsbad, Calif. (Carlsbad High)

Comes from local powerhouse Carlsbad High School, where current regular starters Troy Cassidy, Cameron Thomas and Zachary Thomas attended, along with SDSU's all-time winningest quarterback Christian Chapman ... Was named KUSI's "Iron Hog," making him the third San Diego State commit to every win the award (also Nico Siragusa and current Aztec Dominic Gudino) ... Helped the Lancers to a 10-2 record in 2019 and an appearance in the CIF San Diego Section championship game ... Carlsbad HS also captured the league title with a 6-0 record.

Aztec Players



10 STRAIGHT BOWL GAME APPEARANCES ► 21 CONFERENCE CHAMPIONSHIPS

60 → Sebastian Hernandez

OL -- Jr. -- 6-4, 290 -- Norwalk, Calif. (La Mirada HS/Cerritos College)
Comes to The Mesa after spending the past year at Cerritos College in Norwalk, Calif., and the year before at Long Beach CC ... Helped Cerritos beat Ventura College, 46-39, in the 2019 Joe Kapp Real Estate Beach Bowl ... Was a first-team all-conference pick and the team's offensive MVP ... Prior to Cerritos College, earned four letters at La Mirada High School in La Mirada, Calif. ... Led the Madaroes to a state championship in 2015 ... Was named to the Long Beach dream team (first team), and was also an all-league selection and the team's offensive line MVP ... A two-star recruit by Rivals.

21 → Brody Hughes

S -- Fr. -- 6-1, 210 -- Temecula, Calif. (Temecula Valley High)
Earned three letters at Temecula Valley High School in Temecula, Calif. ... Led the Golden Bears to an impressive turnaround from 0-10 in 2017 to 12-3 and a state championship berth in 2019 ... Over his career (according to MaxPreps), totaled 229 tackles, nine tackles for loss, four interceptions, 15 pass breakups, two forced fumbles, three fumble recoveries and four blocked field goals ... Also excelled on offense, rushing 303 times for 2,050 yards (6.8 avg.) and 30 touchdowns, while adding 34 catches for 458 yards (13.5 avg.) and four scores ... Best season was 2019 as a senior when he had 100 tackles, two interceptions, eight pass breakups, one forced fumble, one fumble recovery and three blocked field goals on defense, and 1,694 rushing yards and 27 touchdowns on 248 carries (6.8 avg.) on offense ... Received three stars from 247sports with a scout grade of 82 ... Picked San Diego State over offers from Air Force, Colorado State, Fresno State, Hawai'i, San Jose State, UNLV, Utah State, Wyoming, Montana State and Yale.

7 → Lucas Johnson

QB -- Jr. -- 6-3, 210 -- San Diego, Calif. (Mt. Carmel HS/Georgia Tech)
Comes to the Aztecs with two years of eligibility and three years of FBS experience at Georgia Tech ... Played in 16 games over his career with the Yellow Jackets, starting twice, completing 21 of 37 passes (56.8 pct.) for 187 yards and a touchdown ... Also carried the ball 23 times for 44 yards ... All 37 of his pass attempts came last year, when he started two of his six appearances ... If you take away the four times he was sacked in 2019, he rushed 19 times for 68 yards ... Prior to Georgia Tech, was at Mt. Carmel High, where he passed for 5,474 yards and 49 touchdowns over his career, while adding 2,546 yards and 35 touchdowns on the ground ... As a senior, he totaled 3,737 yards, including 2,571 passing yards and 26 touchdowns, and 1,166 rushing yards and 14 touchdowns, while earning first-team all-CIF honors ... The MCHS team finished with a 9-4 record when he was a senior and made the 2015 Division II state championship game, the school's first appearance in a title game in 30 years ... Also garnered first-team all-region accolades as a senior and was the Palomar League MVP ... A three-time first-team all-league honoree and three-time team captain ... Amassed 2,104 yards (1,456 passing, 648 rushing) and 25 touchdowns (13 passing, 12 rushing) as a junior ... Was also the starting quarterback for the North squad in the 2016 Blue-Grey All-American Bowl in Tampa, Fla. ... Also was a four-year letter winner and three-year team captain in basketball, and earned two letters in track and field, captaining one season.

SINGLE-GAME BESTS

Career Highs: Completions: 11 vs. South Florida (9/7/19); Attempts: 17 vs. South Florida (9/7/19); Passing Yards: 91 vs. The Citadel (9/14/19); Passing Touchdowns: 1 vs. The Citadel (9/14/19); Long Pass: 33 vs. The Citadel (9/14/19); Completion Pct. (min. 12 att.): 64.7 (11-for-17) vs. South Florida (9/7/19); Efficiency Rating (min. 12 att.): 75.18 vs. South Florida (9/7/19); Carries: 9 vs. South Florida (9/7/19); Rushing Yards: 36 vs. South Florida (9/7/19); Long Rush: 13 vs. South Florida (9/7/19).

Johnson's Career Statistics

Season	Passing								Rushing			
	GP	GS	Att.	Cmp.	Pct.	Int.	TD	Yds.	Rtg.	Att.	Yds.	TD
*2017	9	0	0	0	0.0	0	0	0	0.00	1	1	0
*2018	1	0	1	0	0.0	0	0	0	0.00	0	0	0
*2019	6	2	37	21	56.8	1	1	187	102.7	22	43	0
Career	16	2	38	21	55.3	1	1	187	100.0	23	44	0

* at Georgia Tech

44 → Vai Kaho

LB -- Fr. -- 6-1, 235 -- Reno, Nev. (Bishop Manogue High)

Was a three-year letter winner at Bishop Manogue High School in Reno, Nev. ... Played with incoming recruit Joey Wright ... Led the Miners to a pair of regional championships and a state runner-up finish in 2018 with an 11-4 record ... Bishop Manogue HS was 20-8 over the last two seasons ... Was a second-team all-state selection ... Was a first-team all-section and all-league pick ... An athlete who played linebacker, running back, wide receiver, tight end, quarterback and punter at BMHS ... According to MaxPreps, totaled 134 tackles the last two years, including 29 tackles for loss, six sacks, three fumble recoveries, two forced fumbles, two interceptions and two pass breakups ... Also ran for 204 yards on just 21 carries (9.7 avg.) with three touchdowns and caught 15 passes for 186 yards (12.4 avg.) and three touchdowns ... Also plays basketball and lacrosse ... Brother, Ale, plays linebacker at Alabama ... A consensus three-star recruit by Rivals, 247sports and ESPN ... Received a scout grade of 85 by 247sports and is listed as the sixth-best recruit in the state of Nevada ... Also listed with a scout grade of 75 by ESPN and the seventh-best recruit in Nevada ... Picked San Diego State over offers from Colorado, Tennessee, Brigham Young, Nevada, New Mexico, UNLV, Utah State and Sacramento State.

98 → Hunter Kaupiko

LB -- Fr. -- 6-0, 225 -- Las Vegas, Nev. (Faith Lutheran High)

Earned four letters from Faith Lutheran High School in Las Vegas, Nev., the same high school as current junior Aztec wide receiver Elijah Kothe ... Was a two-time first-team all-state linebacker in Nevada and a two-time first-team all-region selection ... Also was chosen as the defensive MVP in 2019 and the Nevada all-decade team in 2019 ... According to MaxPreps, totaled 386 tackles over his four years, including 39.5 tackles for loss, 25 sacks, five forced fumbles, eight fumble recoveries and two interceptions ... Set the FLHS's all-time record in both tackles and sacks ... Older brother, Reyn, played football at Navy ... A three-star recruit by 247sports and ESPN, and a two-star recruit by Rivals ... Is rated as the 10th-best recruit in the state of Nevada by ESPN and the 12th-best recruit by ESPN ... Received a grade of 81 by 247sports and a 72 by ESPN ... Picked the Aztecs over offers from Fresno State, New Mexico, UNLV, Northern Arizona and Portland State.

13 → Tanner Kuljian

P -- Sr. -- 5-10, 175 -- Temecula, Calif. (Great Oak HS/USD)

Played the last two years at San Diego after transferring from Sacramento State ... Over his career at the two FCS schools, punted 97 times for 4,051 yards (41.8 avg.) with a long of 71 yards ... Overall 37 of his punts landed inside the 20-yard line, while 32 were fair caught and 21 went for at least 50 yards ... Also kicked off 101 times for his career for 6,081 yards (60.2 avg.) with 49 touchbacks ... Also was 3-for-7 in field goal tries ... Was the 2019 Pioneer Football League Special Teams Player of the Year and a first-team all-PFL performer at USD in 2019, while earning second-team honors in 2018 ... In 2019, punted 38 times for 1,523 yards (40.1 avg.) with a long of 60 yards ... Half (19) of his 38 punts were fair caught, while 12



landed inside the 20-yard line and six went for 50-plus yards ... Started the season on the FCS Pnter of the Year preseason watch list ... In 2018, punted 59 times for 2,528 yards (42.8 avg.) with a long of 71 yards ... On the season 25 punts landed inside the 20, with 15 going for at least 50 yards and 13 being fair caught ... Played his freshman season at Sacramento State in 2016, where he kicked off 19 times for 1,116 yards (58.7 avg.) with four touchbacks, while also making a field goal ... Prepped at Great Oak High School in Temecula, Calif. ... Was an all-league punter and kicker during his senior season, and a first-team all-league punter as a junior ... Was the special teams player of the year as a senior ... Graduated from Great Oak HS with school records for the longest field goal (52 yards) and longest punt (74 yards).

32 → Dezjhon Malone

S -- Fr. -- 6-2, 195 -- Fresno, Calif. (Edison High)

Was a three-year letter winner at Edison High School in Fresno, Calif. ... Was a two-time first-team all-league selection ... Also a captain and team MVP ... A three-star recruit by both 247sports and ESPN, and a two-star recruit by Rivals ... Received a scout grade of 82 by 247sports and 73 by ESPN ... Picked the Aztecs over offers from Oregon State, Brigham Young, Fresno State and UNLV.

57 → Darrell Masaniai

LB -- Fr. -- 6-2, 210 -- Honolulu, Hawaii (St. Louis School)

Earned three letters at Hawaii powerhouse St. Louis School ... Led the Crusaders to a remarkable 34-1 record over the last three years, including a perfect 19-0 league record ... Ended up playing on four state championship teams and four league champions ... The last three years, St. Louis School finished ninth in the nation in 2019 (12-1, 8-0 league), sixth in 2018 (11-0, 7-0) and fifth in 2017 (11-0, 4-0) ... Was a two-time all-state defensive end ... A three-star recruit by 247sports and ESPN, and a two-star recruit by Rivals ... ESPN rated him as the 12th-best recruit with a scout grade of 74 ... 247sports, meanwhile, ranked him as the 13th-best recruit with a scout grade of 85 ... Picked San Diego State over offers from Air Force, Army, Hawai'i, Navy, UNLV and Northern Arizona.

34 → Isaiah McElvane

CB -- Fr. -- 6-0, 185 -- San Jose, Calif. (Valley Christian High)

Was a three-year letter winner at Valley Christian High in San Jose, Calif. ... Led the Warriors to a 31-8 record over his three years, including a 18-3 mark in league games ... VCH was 11-2 in 2019, 11-3 in 2018 with a loss in the state championship game and 9-3 in 2017 ... Was a two-time all-league pick ... Also an all-Bay Area honoree, and the running back of the year as a junior ... According to MaxPreps, totaled 2,861 rushing yards and 22 touchdowns on 396 carries (7.2 avg.), while adding 23 catches for 473 yards (20.6 avg.) and four touchdowns ... Had back-to-back 1,000-yard rushing seasons to end his career, rushing for 1,204 yards and 11 touchdowns as a junior in 2018, and 1,141 yards and eight touchdowns as a senior in 2019 ... Had six interceptions on the defensive side of the ball for his career ... Also a track and field star, competing in the 100, 200, long jump and triple jump ... Played baseball for the Warriors as well ... Is a three-star recruit by ESPN at running back and 247sports as an athlete, and a two-star recruit by Rivals ... Received a scout grade of 82 by 247sports and a 72 by ESPN ... Chose San Diego State over offers from Brigham Young, New Mexico and Wyoming.

82 → Jay Rudolph

TE -- Fr. -- 6-4, 235 -- Scottsdale, Ariz. (Horizon High)

Prepped at Horizon High School in Scottsdale, Ariz. ... Made the all-state second team as a senior, when he captained the Huskies to a 9-2 record, a league title at 6-0 and an appearance in the state championship game ... Also made all-region and all-league ... According to MaxPreps, totaled 88 catches for 1,453 yards (16.5 avg.) with 15 touchdowns over the past two years, including 57 receptions for 903 yards and seven touchdowns in 2019 ... Is a three-star recruit by 247sports and ESPN, and a two-star recruit by Rivals ... Received a scout grade of 82 by 247sports and 72 by ESPN ... Picked San Diego State over offers from Oregon State, Air Force, Army West Point, Abilene Christian, Colgate, Georgetown, Lehigh, Montana State, Northern Arizona and Northern Colorado.

16 → Cassius Savage

S -- Fr. -- 6-1, 165 -- Buena Park, Calif. (Western High)

Earned three letters at Western High School in Anaheim, Calif. ... Led the Pioneers to a 21-5 record over the past two seasons, including a 12-3 mark and state championship appearance in 2018 ... Is a three-time first-team all-league selection ... According to MaxPreps, finished his three-year career with 121 catches for 2,066 yards (17.1 avg.) and 31 receiving touchdowns ... On the defensive side of the ball racked up 181 tackles (149 solo), eight interceptions, 39 pass breakups and three fumble recoveries ... Finished with 34 overall touchdowns, while racking up 2,621 all-purpose yards ... Had 51 catches for 790 yards and 14 touchdowns in 2019 ... In 2018 had 59 receptions for 1,041 yards and 15 scores, while adding 112 tackles (81 solo), four interceptions and 31 PBUs ... Also a track and field star with personal bests of 10.89 seconds in the 100 meters and 21.54 in the 200 ... Is a three-star recruit by 247sports and ESPN, and a two-star recruit by Rivals ... Received a scout grade of 82 by 247sports and 72 by ESPN ... Twin brother, Caine, also played at Western HS and is a true freshman at Utah ... Picked SDSU over other offers from New Mexico and San Jose State.

35 → Jelani Whitmore

CB -- Fr. -- 6-2, 165 -- Rialto, Calif. (Carter High)

Played on both sides of the ball at Carter High School in Rialto, Calif., in 2018-19 ... According to MaxPreps, on defense had 63 tackles (60 solo), nine interceptions, 18 pass breakups and a forced fumble ... On offense, meanwhile, caught 72 passes for 1,233 yards (17.1 avg.) and nine touchdowns ... Also returned kicks in 2019 as a senior, returning 16 for 566 yards (35.4 avg.) with two touchdowns ... Also a track and field star, who won a league title in the 400 as a junior in 2019 ... A three-star recruit by 247sports, where he received a scout grade of 81.

79 → Joey Wright

OL -- Fr. -- 6-5, 320 -- Reno, Nev. (Bishop Manogue High)

Earned three letters at Bishop Manogue High School in Reno, Nev., with fellow incoming recruit Vai Kaho ... Helped the Miners to a pair of regional championships and a state runner-up finish in 2018 with an 11-4 record ... Bishop Manogue HS was 20-8 over the last two seasons ... Was a first-team all-state pick ... Led an offensive line that had its running backs rush for 3,188 yards and 39 touchdowns, averaging 245.2 yards per game and 7.2 yards per carry ... A consensus three-star recruit by Rivals, 247sports and ESPN ... Rated as the fourth-best recruit in the state of Nevada by Rivals, and the fifth-best recruit by Rivals and 247sports ... Received a scout grade of 85 by 247sports and a 77 by Rivals ... Picked SDSU over offers from Arizona, Arizona State, Nebraska, USC, Washington State, Eastern Michigan, Fresno State, Nevada and Utah State.



MOUNTAIN WEST

MOUNTAIN DIVISION



AIR FORCE



BOISE STATE



COLORADO STATE



NEW MEXICO



UTAH STATE



WYOMING

WEST DIVISION



FRESNO STATE



HAWAII



NEVADA



SAN DIEGO STATE



SAN JOSE STATE



UNLV

TheMW.com



MountainWestConference



@MountainWest



MountainWestConf

Season In Review



10 STRAIGHT BOWL GAME APPEARANCES ▶ 21 CONFERENCE CHAMPIONSHIPS



Senior Kyahva Tezino led the Aztecs in tackles for a second straight season in 2019, totaling 99 to go along with 10.5 tackles for loss, 3.5 sacks and two forced fumbles.

Inside:

Season Review	100
Results and Statistics	101
Participation	104
Scoring Drives	106
Big Plays	107
MW Statistics	108
Weber State Recap	110
UCLA Recap	111
New Mexico State Recap	112
Utah State Recap	113
Colorado State Recap	114
Wyoming Recap	115
San José State Recap	116
UNLV Recap	117
Nevada Recap	118
Fresno State Recap	119
Hawai'i Recap	120
Brigham Young Recap	121
Central Michigan Recap	122

2019 Season Recap

10 STRAIGHT BOWL GAME APPEARANCES ▶ 21 CONFERENCE CHAMPIONSHIPS



Another Double-Digit Win Season for the Aztecs

San Diego State rebounded from an injury-ravaged 2018 season to go 10-3 last year, the program's fourth double-digit win season over the last five years (also 2015, 2016 and 2017).

Although SDSU did not achieve its stated goal of winning the Mountain West title, the Aztecs still enjoyed another stellar season. Among the highlights were qualifying for a bowl game for the 10th straight season, spending three weeks in the Top 25, the program's first victory in 23 meetings with UCLA and obtaining the "Old Oil Can" trophy with a victory over Fresno State.

SDSU played six games decided by one possession (actually six points or less) in 2019 with its three losses by a combined 13 points.

With eight starters returning on defense, eight on offense and an all-league kicker, the Aztecs continue to operate in rarefied air among the elite teams in college football.

All-American

San Diego State senior cornerback Luq Barcoo racked up three All-America awards after a nine-interception season.

Barcoo was a second-team All-American by Walter Camp and FWAA, and a third-team All-American by the Associated Press.

A semifinalist for the Paycomm Jim Thorpe Award (best defensive back), Barcoo led the nation in passes defended per game (1.92) and total passes defended (25), tied for the lead in interceptions (9) and interceptions per game (0.69), and tied for second in pass breakups (16).

Barcoo's nine interceptions were the most in a season in SDSU's Division I history (since 1969) and the second most in program history (Ed Ricketts, 12 in 1951). He also tied with teammate Darren Hall and Ron Smith (2017) for the second-most pass breakups in SDSU single-season history (16), six behind Marlon Andrews (22 in 1990).

All-Conference

San Diego State had 14 players earn 2019 All-Mountain West football postseason honors, which matched the most by an Aztec squad since 2001 (16).

Five Aztecs earned first-team accolades (tied with Boise State for the most in the league), including senior linebacker Kyahva Tezino, senior cornerback Luq Barcoo, and defensive linemen Myles Cheatum and Cameron Thomas. Junior center Keith Ismael was the lone SDSU representative on the offensive first team.

Leading the way on the second team were seniors Parker Houston (tight end) and Daishawn Dixon (left guard), along with junior Warrior (safety) Tariq Thompson and sophomore defensive end Keshawn Banks.

San Diego State also had five honorable-mention selections in senior punter Brandon Heicklen, junior Aztec (safety) Dwayne Johnson Jr., sophomore cornerback Darren Hall, and redshirt freshmen William Dunkle (right guard) and Matt Araiza (kicker).

The all-conference awards are voted on by the league coaches and various media members from the league.

Team Awards

San Diego State senior linebacker Kyahva Tezino was awarded the John Simcox Memorial Trophy as the 2019 team MVP at the team's annual banquet. It is the second straight year that he won the team's MVP award.

Tezino joined Donnell Pumphrey (2014-16), Kirk Morrison (2003-04), Marshall Faulk (1992-93), Todd Santos (1986-87) and Gary Garrison (1964-65) as the only Aztecs in program history to win the team's MVP award multiple seasons.

Tezino also was a recipient of Most Inspirational Player award with senior fullback Isaac Lessard.

Wide receiver Jesse Matthews, meanwhile, took home both the Byron H. Chase Memorial Trophy (outstanding player) for the offense and the team's Outstanding Freshman Award on the offensive side of the ball, while senior cornerback Luq Barcoo was named the Byron H. Chase Memorial Trophy (outstanding player) for the defense.

Senior tight end Parker Houston and senior punter Brandon Heicklen each were winners of the President's Award for High Achievement, presented to the players who have achieved the highest standards of athletic and academic excellence. Heicklen was also the team's Most Valuable Special teams

Bowl x 10

San Diego State has advanced to a bowl game following each of the last 10 seasons. The Aztecs are one of just 13 programs in the nation that have played in a bowl game in each season since 2010.

The 13 programs are listed below:



Double-Digit Wins

San Diego State won at least 10 games for the fourth time in the last five seasons. The Aztecs are one of just 10 programs in the nation to win at least 10 games in four of the past five seasons.

The 10 programs are listed below:



Player, the first Aztec punter to win the award since Brian Stahovich in 2010.

Cameron Thomas shared the Outstanding Freshman Award with Matthews and also was named the team's Defensive Lineman of the Year, and Keith Ismael was named the team's Offensive Lineman of the Year for a second straight season.

A trio of true freshmen won the Scout Team awards in Brandon Crenshaw-Dickson (offense), Nassir Sims (defense) and Garret Fountain (special teams).

Highlights

- San Diego State finished the 2019 season with a 10-3 record. It was the Aztecs' 11th double-digit win season in program history, including their eighth in their Division I history (since 1969).
- SDSU now has four seasons with at least 10 wins and a bowl victory (1969, 2015, 2016 and 2019).
- San Diego State became the 10th team in FBS play to win at least 10 games in four of the past five seasons (full list in the chart in the upper right of this page).
- SDSU's active consecutive streak of 10 straight bowl games is tied for the 11th-longest streak nationally. San Diego State is the only football teams in the state of California - college or pro - to play in the postseason each of the last 10 years.
- SDSU is one of 13 schools and one of two Group of 5 schools in the nation to play in a bowl game following the last nine seasons.
- The Aztecs beat Central Michigan, 48-11, in the 2019 New Mexico Bowl. The 37-point win was SDSU's largest margin of victory in a bowl game in school history, eclipsing a 35-point win (42-7) over Cincinnati in the 2015 Hawaii Bowl. The 37-point victory was also the second-largest winning margin in a bowl game in 2019 (trailing a 42-point win by North Carolina over Temple).
- SDSU defeated UCLA, 23-14, on Sept. 7, improving to 5-1 against the Pac-12 since the start of the 2016 season. The five wins are the most by a Group of 5 school against any Power 5 Conference over that span.
- SDSU beat UCLA, 23-14, at Rose Bowl Stadium on Sept. 7, the program's first win against the Bruins in 23 tries.
- The Aztecs allowed just 12.7 points per game last season, which ranked second in the country. SDSU also ranked second in rush defense (75.4), fifth in total defense (287.8) and sixth in pass efficiency defense (110.3). San Diego State, Ohio State, Georgia and Utah were the only FBS teams to rank among the top 10 in all four categories.
- SDSU ended the season by playing the final 30 quarters without allowing more than one score, which is the longest active streak in FBS. The last time San Diego State allowed multiple scores in a quarter was the second quarter vs. Wyoming on Oct. 12, 2019. The Aztecs have allowed just 94 points over the last 30 quarters (3.1 points per quarter).
- SDSU tied for the fewest fumbles lost (2) in the country with Oregon State.
- The Aztecs' three losses on the season came by a combined 13 points.
- Freshman Matt Araiza made 22 field goals on the year, the most in program history.

2019 Season Results and Statistics



10 STRAIGHT BOWL GAME APPEARANCES ▶ 21 CONFERENCE CHAMPIONSHIPS

2019 Results - Overall: 10-3 / Mountain West: 5-3 / Home: 4-2 / Road: 5-1 / Neutral: 1-0

Date	Opponent	SDSU Rk.	Opp. Rk.	TV	Site	Time/Result	Attend.	Top SDSU Rusher	Top SDSU Passer	Top SDSU Receiver	Top SDSU Tackler
Aug. 31	Weber State	--	--	none	San Diego	W, 6-0	40,222	Washington (22-55-0)	Agnew (16-30-0, 0, 108)	Matthews (3-25-0)	D. Johnson (12)
Sept. 7	at UCLA	--	--	PAC-12	Pasadena	W, 23-14	36,951	Washington (20-41-0)	Agnew (23-31-0, 1, 293)	K. Smith (7-131-1)	Hawkins (10)
Sept. 14	at New Mexico State	--	--	FLO	Las Cruces	W, 31-10	10,123	Byrd (22-118-2)	Agnew (17-26-1, 1, 106)	Kothe (4-34-0)	Three with 7
Sept. 21	Utah State*	--	--	CBSSN	San Diego	L, 17-23	27,367	Bell (18-64-0)	Agnew (20-37-1, 2, 281)	K. Smith (7-102-1)	Hall (9)
Oct. 5	at Colorado State*	--	--	ESPN2	Fort Collins	W, 24-10	29,767	Washington (22-85-0)	Agnew (16-20-0, 3, 147)	K. Smith (7-101-2)	Tezino (13)
Oct. 12	Wyoming*	--	--	CBSSN	San Diego	W, 26-22	28,758	Washington (23-84-1)	Agnew (21-32-0, 2, 209)	Matthews (6-73-0)	D. Johnson (8)
Oct. 19	at San José State*	rv/rv	--	none	San Jose	W, 27-17	18,285	Washington (13-78-1)	Agnew (13-20-0, 0, 88)	K. Smith (4-29-0)	Tezino (10)
Oct. 26	at UNLV*	rv/rv	--	CBSSN	Las Vegas	W, 20-17	19,652	Washington (16-89-0)	Agnew (14-23-1, 1, 185)	K. Smith (7-78-0)	Tr. Thompson (12)
Nov. 9	Nevada*	24/24	--	ESPN2	San Diego	L, 13-17	27,973	Bell (11-40-1)	Agnew (18-35-1, 0, 196)	K. Smith (5-40-0)	Tezino/Johnson (9)
Nov. 15	Fresno State*	rv/rv	--	ESPN2	San Diego	W, 17-7	26,876	Bell (14-53-0)	Agnew (33-47-1, 1, 323)	Matthews (8-119-0)	D. Johnson (8)
Nov. 23	at Hawai'i*	rv/25	--	Spectrum	Honolulu	L, 11-14	24,911	Jasmin (7-37-0)	Agnew (25-39-0, 0, 229)	K. Smith (6-74-0)	Hall (8)
Nov. 30	Brigham Young	--/rv	--	CBSSN	San Diego	W, 13-3	28,180	Jasmin (7-44-0)	Baker (19-24-0, 1, 172)	Matthews (4-78-0)	Three with 9
Dec. 21	Central Michigan^	--/--	--	ESPN	Albuquerque	W, 48-11	18,823	Byrd (17-139-1)	Agnew (18-31-1, 3, 287)	Matthews (3-111-2)	Hall/Johnson (6)

Rankings listed (API/USA Today). * - Mountain West Game. ^ - New Mexico Bowl, Albuquerque, N.M.

TEAM STATISTICS	SDSU	OPP				
SCORING	276	165				
Points Per Game	21.2	12.7				
Points Off Turnovers	69	14				
FIRST DOWNS	259	198				
Rushing	113	67				
Passing	128	114				
Penalty	18	17				
RUSHING YARDAGE	1,827	980				
Yards gained rushing	2,177	1,331				
Yards lost rushing	350	351				
Rushing Attempts	536	356				
Average Per Rush	3.4	2.8				
Average Per Game	140.5	75.4				
TDs Rushing	12	8				
PASSING YARDAGE	2,634	2,761				
Comp-Att-Int	253-397-6	265-448-18				
Average Per Pass	6.6	6.2				
Average Per Catch	10.4	10.4				
Average Per Game	202.6	212.4				
TDs Passing	15	10				
TOTAL OFFENSE	4,461	3,741				
Total Plays	933	804				
Average Per Play	4.8	4.7				
Average Per Game	343.2	287.8				
KICK RETURNS: #-Yards	22-503	12-202				
PUNT RETURNS: #-Yards	27-181	24-183				
INT RETURNS: #-Yards	18-58	6-90				
KICK RETURN AVERAGE	22.9	16.8				
PUNT RETURN AVERAGE	6.7	7.6				
INT RETURN AVERAGE	3.2	15.0				
FUMBLES-LOST	6-2	18-9				
PENALTIES-Yards	78-655	73-577				
Average Per Game	50.4	44.4				
PUNTS-Yards	74-3,347	72-3,044				
Average Per Punt	45.2	42.3				
Net punt average	40.3	38.9				
KICKOFFS-Yards	65-4,057	40-2,398				
Average Per Kick	62.4	60.0				
Net kick average	39.7	38.0				
TIME OF POSSESSION/Game	33:51	26:09				
3RD-DOWN Conversions	79/207	61/179				
3rd-Down Pct	38%	34%				
4TH-DOWN Conversions	13/23	9/21				
4th-Down Pct	57%	43%				
SACKS BY-Yards	31-193	21-163				
MISC YARDS	0	5				
TOUCHDOWNS SCORED	30	19				
FIELD GOALS-ATTEMPTS	22-26	10-15				
ON-SIDE KICKS	0-0	0-2				
RED-ZONE SCORES	(34-44) 77%	(24-32) 75%				
RED-ZONE TOUCHDOWNS	(19-44) 43%	(15-32) 47%				
PAT-ATTEMPTS	(28-28) 100%	(17-17) 100%				
ATTENDANCE	179,376	139,689				
Games/Avg Per Game	6/29,896	6/23,282				
Neutral Site Games		1/18,823				
SCORE BY QUARTER	1st	2nd	3rd	4th	OT	Total
San Diego State	61	61	85	69	-	276
Opponents	47	34	48	36	-	165

RUSHING

Player	G	Att.	Gain	Loss	Net	Avg.	TD	Long	YPG	100+	Hi Gm
WASHINGTON, Juwan	9	150	534	34	500	3.3	2	30	55.6	0	89
BELL, Chance	12	89	408	24	384	4.3	2	22	32.0	1	116
JASMIN, Chase	13	79	396	30	366	4.6	4	50	28.2	0	70
BYRD, Jordan	12	78	384	29	355	4.6	3	56	29.6	2	139
AGNEW, Ryan	12	72	284	168	116	1.6	1	19	9.7	0	44
WILLIAMS, Kaegun	10	30	124	14	110	3.7	0	19	11.0	0	27
BROOKSHIRE, Jordan	3	5	15	0	15	3.0	0	7	5.0	0	11
BAKER, Carson	2	8	16	9	7	0.9	0	5	3.5	0	7
MATTHEWS, Jesse	13	1	7	0	7	7.0	0	7	0.5	0	7
DEDEAUX, Ethan	11	2	6	2	4	2.0	0	6	0.4	0	6
BUSBEE, BJ	12	2	2	2	0	0.0	0	2	0.0	0	2
THOMAS, Zidane	1	3	1	3	-2	-0.7	0	1	-2.0	0	-2
HEICKLEN, Brandon	13	1	0	2	-2	-2.0	0	0	-0.2	0	-2
BELLINGER, Daniel	13	1	0	6	-6	-6.0	0	0	-0.5	0	-6
Team	9	15	0	27	-27	-1.8	0	0	-3.0	0	-6
SDSU TOTALS	13	536	2,177	350	1,827	3.4	12	56	140.5	3	139
OPPONENTS	13	356	1,331	351	980	2.8	8	66	75.4	1	113

PASSING

Player	G	Effic.	Cmp.	Att.	Int.	Pct.	Yds.	TD	Long	YPG
AGNEW, Ryan	12	128.03	234	371	6	63.1	2,462	14	74	205.2
BAKER, Carson	2	153.12	19	24	0	79.2	172	1	33	86.0
TEAM	9	0.00	0	2	0	0.0	0	0	0	0.0
SDSU TOTALS	13	128.91	253	397	6	63.7	2,634	15	74	202.6
OPPONENTS	13	110.25	265	448	18	59.2	2,761	10	61	212.4

RECEIVING

Player	G	No.	Yds.	Avg.	TD	Long	YPG	100+	Hi Re.	Hi Yd.
SMITH, Kobe	13	58	691	11.9	4	42	53.2	3	7	131
MATTHEWS, Jesse	13	48	633	13.2	2	74	48.7	2	8	119
HOUSTON, Parker	13	18	154	8.6	0	19	11.8	0	5	47
KOTHE, Elijah	9	17	179	10.5	0	29	19.9	0	4	45
WASHINGTON, Juwan	9	17	100	5.9	2	21	11.1	0	4	34
BYRD, Jordan	12	16	64	4.0	0	20	5.3	0	4	32
BELLINGER, Daniel	13	15	201	13.4	3	28	15.5	0	4	40
JASMIN, Chase	13	14	105	7.5	1	20	8.1	0	6	40
BUSBEE, BJ	12	13	109	8.4	0	23	9.1	0	2	39
BELL, Chance	12	12	77	6.4	0	21	6.4	0	3	33
RICHARDSON, Isaiah	13	9	119	13.2	1	49	9.2	0	3	65
DEDEAUX, Ethan	11	7	121	17.3	1	49	11.0	0	2	49
WILLIAMS, Kaegun	10	4	27	6.8	0	11	2.7	0	1	11
SULLIVAN, TJ	9	2	38	19.0	1	29	4.2	0	2	38
LESSARD, Isaac	9	1	18	18.0	0	18	2.0	0	1	18
DINKA, Justin	1	1	7	7.0	0	7	7.0	0	1	7
AGNEW, Ryan	12	1	-9	-9.0	0	0	-0.8	0	1	-9
SDSU TOTALS	13	253	2,634	10.4	15	74	202.6	5	8	131
OPPONENTS	13	265	2,761	10.4	10	61	212.4	1	7	121

2019 Season Statistics



10 STRAIGHT BOWL GAME APPEARANCES ► 21 CONFERENCE CHAMPIONSHIPS

2019 STATISTICS ◀ REVIEW

PUNT RETURNS					
Player	No.	Yards	Avg.	TD	Long
BYRD, Jordan	12	93	7.8	0	17
MATTHEWS, Jesse	12	78	6.5	0	25
THOMPSON, Tariq	2	3	1.5	0	3
THOMPSON, Tr.	1	7	7.0	0	0
MCDONALD, Caden	0	0	0.0	1	0
SDSU TOTALS	27	181	6.7	1	25
OPPONENTS	24	183	7.6	0	30

KICKOFF RETURNS					
Player	No.	Yards	Avg.	TD	Long
BYRD, Jordan	15	319	21.3	0	34
WILLIAMS, K.	4	140	35.0	1	95
JASMIN, Chase	2	30	15.0	0	20
DEDEAUX, Ethan	1	14	14.0	0	14
SDSU TOTALS	22	503	22.9	1	95
OPPONENTS	12	202	16.8	0	39

INTERCEPTION RETURNS					
Player	No.	Yards	Avg.	TD	Long
BARCOO, Luq	9	5	0.6	0	5
THOMPSON, Tariq	4	5	1.2	0	5
TEZINO, Kyahva	2	17	8.5	0	17
JOHNSON, Dwayne	1	20	20.0	0	20
MCDONALD, Caden	1	11	11.0	0	11
HALL, Darren	1	0	0.0	0	0
SDSU TOTALS	18	58	3.2	0	20
OPPONENTS	6	90	15.0	1	48

FUMBLE RETURNS					
Player	No.	Yards	Avg.	TD	Long
THOMPSON, Tariq	2	48	24.0	0	45
HALL, Darren	1	20	20.0	1	20
SDSU TOTALS	3	68	22.7	1	45
OPPONENTS	0	0	0.0	0	0

PUNTING (NET)										
Player	No.	Yds.	Avg.	Lg.	TB	I20	50+	Blk.	Yds.	Avg.
HEICKLEN, Brandon	74	3,347	45.2	61	9	35	26	0	2,984	40.3
SDSU TOTALS	74	3,347	45.2	61	9	35	26	0	2,984	40.3
OPPONENTS	72	3,044	42.3	64	3	19	15	1	2,803	38.9

FIELD GOALS										
Player	FGM-A	Pct.	1-19	20-29	30-39	40-49	50+	Lg.	Yds.	Avg.
ARAIZA, Matt	22-26	84.6	0-0	10-10	5-6	7-10	0-0	48	2,580	39.7
SDSU TOTALS	22-26	84.6	0-0	10-10	5-6	7-10	0-0	48	2,580	39.7
OPPONENTS	10-15	66.7	0-0	4-6	5-5	1-4	0-0	46	1,520	38.0

KICKOFFS (NET)										
Player	No.	Yds.	Avg.	TB	OB	Ret.	Yds.	Avg.	Yds.	Avg.
ARAIZA, Matt	65	4,057	62.4	51	0	202	2,580	39.7	2,580	39.7
SDSU TOTALS	65	4,057	62.4	51	0	202	2,580	39.7	2,580	39.7
OPPONENTS	40	2,398	60.0	15	0	503	1,520	38.0	1,520	38.0

TOTAL OFFENSE						
Player	G	Plays	Rush	Pass	Total	YPG
AGNEW, Ryan	12	443	116	2,462	2,578	214.8
WASHINGTON, Juwan	9	150	500	0	500	55.6
BELL, Chance	12	89	384	0	384	32.0
JASMIN, Chase	13	79	366	0	366	28.2
BYRD, Jordan	12	78	355	0	355	29.6
BAKER, Carson	2	32	7	172	179	89.5
WILLIAMS, Kaegun	10	30	110	0	110	11.0
BROOKSHIRE, Jordon	3	5	15	0	15	5.0
MATTHEWS, Jesse	13	1	7	0	7	0.5
DEDEAUX, Ethan	11	2	4	0	4	0.4
THOMAS, Zidane	1	3	-2	0	-2	-2.0
HEICKLEN, Brandon	13	1	-2	0	-2	-0.2
BELLINGER, Daniel	13	1	-6	0	-6	-0.5
Team	9	17	-27	0	-27	-3.0
SDSU TOTALS	13	933	1,827	2,634	4,461	343.2
OPPONENTS	13	804	980	2,761	3,741	287.8

SCORING										
Player	TD	FGs	Kick	Rush	PATs			DXP	Safety	Points
					Rcv.	Pass	Blk.			
ARAIZA, Matt	0	22-26	28-28	0-0	0	0-0	0	0	0	94
JASMIN, Chase	5	0-0	0-0	0-0	0	0-0	0	0	0	30
WASHINGTON, J.	4	0-0	0-0	0-0	0	0-0	0	0	0	24
SMITH, Kobe	4	0-0	0-0	0-0	0	0-0	0	0	0	24
BELLINGER, D.	3	0-0	0-0	0-0	0	0-0	0	0	0	18
BYRD, Jordan	3	0-0	0-0	0-0	0	0-0	0	0	0	18
MATTHEWS, Jesse	2	0-0	0-0	0-0	0	0-0	0	0	0	12
BELL, Chance	2	0-0	0-0	0-0	0	0-0	0	0	0	12
AGNEW, Ryan	1	0-0	0-0	1-1	0	0-1	0	0	0	8
RICHARDSON, I.	1	0-0	0-0	0-0	0	0-0	0	0	0	6
SULLIVAN, TJ	1	0-0	0-0	0-0	0	0-0	0	0	0	6
MCDONALD, Caden	1	0-0	0-0	0-0	0	0-0	0	0	0	6
WILLIAMS, K.	1	0-0	0-0	0-0	0	0-0	0	0	0	6
HALL, Darren	1	0-0	0-0	0-0	0	0-0	0	0	0	6
DEDEAUX, Ethan	1	0-0	0-0	0-0	0	0-0	0	0	0	6
SDSU TOTALS	30	22-26	28-28	1-1	0	0-1	0	0	0	276
OPPONENTS	19	10-15	17-17	1-1	1	1-1	0	0	0	165

ALL-PURPOSE YARDAGE										
Player	G	Rush	Rec.	PR	KOR	IR	Total	YPG	Yds.	Avg.
BYRD, Jordan	12	355	64	93	319	0	831	69.2	831	69.2
MATTHEWS, Jesse	13	7	633	78	0	0	718	55.2	718	55.2
SMITH, Kobe	13	0	691	0	0	0	691	53.2	691	53.2
WASHINGTON, J.	9	500	100	0	0	0	600	66.7	600	66.7
JASMIN, Chase	13	366	105	0	30	0	501	38.5	501	38.5
BELL, Chance	12	384	77	0	0	0	461	38.4	461	38.4
WILLIAMS, K.	10	110	27	0	140	0	277	27.7	277	27.7
BELLINGER, D.	13	-6	201	0	0	0	195	15.0	195	15.0
KOTHE, Elijah	9	0	179	0	0	0	179	19.9	179	19.9
HOUSTON, Parker	13	0	154	0	0	0	154	11.8	154	11.8
DEDEAUX, Ethan	11	4	121	0	14	0	139	12.6	139	12.6
RICHARDSON, I.	13	0	119	0	0	0	119	9.2	119	9.2
BUSBEE, BJ	12	0	109	0	0	0	109	9.1	109	9.1
AGNEW, Ryan	12	116	-9	0	0	0	107	8.9	107	8.9
SULLIVAN, TJ	9	0	38	0	0	0	38	4.2	38	4.2
JOHNSON, Dwayne	13	0	0	0	0	20	20	1.5	20	1.5
LESSARD, Isaac	9	0	18	0	0	0	18	2.0	18	2.0
TEZINO, Kyahva	13	0	0	0	0	17	17	1.3	17	1.3
BROOKSHIRE, J.	3	15	0	0	0	0	15	5.0	15	5.0
MCDONALD, Caden	13	0	0	0	0	11	11	0.8	11	0.8
THOMPSON, Tariq	13	0	0	3	0	5	8	0.6	8	0.6
THOMPSON, Tr.	12	0	0	7	0	0	7	0.6	7	0.6
BAKER, Carson	2	7	0	0	0	0	7	3.5	7	3.5
DINKA, Justin	1	0	7	0	0	0	7	7.0	7	7.0
BARCOO, Luq	13	0	0	0	0	5	5	0.4	5	0.4
THOMAS, Zidane	1	-2	0	0	0	0	-2	-2.0	-2	-2.0
HEICKLEN, B.	13	-2	0	0	0	0	-2	-0.2	-2	-0.2
Team	9	-27	0	0	0	0	-27	-3.0	-27	-3.0
SDSU TOTALS	13	1,827	2,634	181	503	58	5,203	400.2	5,203	400.2
OPPONENTS	13	980	2,761	183	202	90	4,216	324.3	4,216	324.3

2019 Season Statistics



10 STRAIGHT BOWL GAME APPEARANCES ► 21 CONFERENCE CHAMPIONSHIPS

DEFENSIVE

Player	GP-GS	Tackles			Sacks		Pass Def.		Fumbles			Blk		
		Solo	Ast.	Total	TFL/Yds.	No.-Yards	Int.-Yds	BrUp	QBH	Rcv.-Yds	FF	Kick	Saf.	
TEZINO, Kyahva	13-13	43	56	99	10.5-51	3.5-29	2-17	3	21			2		
JOHNSON, Dwayne	13-13	54	38	92	1.5-2		1-20	5			2-0	1		
THOMPSON, Tariq	13-13	44	11	55	3.0-13	1.0-10	4-5	8		3-48	2			
BARCOO, Luq	13-13	43	12	55	5.0-10	0.5-3	9-5	16						
THOMAS, Cameron	13-12	20	29	49	9.0-32	5.5-25		2	13					
HALL, Darren	12-11	34	15	49	3.5-16	1.5-10	1-0	16	1	1-20	2			
THOMPSON, Trenton	12-5	33	11	44	2.0-3			2				1		
BANKS, Keshawn	13-13	21	22	43	13.5-50	4.5-26		1	9					
CHEATUM, Myles	13-13	20	22	42	9.5-47	5.0-36		1	15					
CASSIDY, Troy	13-8	18	17	35	3.0-18	1.0-14		1	9					
ALEKI, Andrew	13-8	14	21	35	4.5-17	1.0-5		1	5					
MCDONALD, Caden	13-10	15	19	34	5.5-17	2.5-11	1-11	2	7	1-0				
HAWKINS, Tayler	13-5	18	12	30	3.0-9				1					
WOODS, Kyree	5-5	15	7	22	3.0-14	1.0-11		2			1			
TAVAI, Jonah	13-1	7	8	15	2.0-7	1.5-6								
LAKALAKA, Seyddrick	13-0	5	2	7	0.5-2	0.5-2								
LECKY, Jalil	7-0	3	2	5	1.0-1	1.0-1			1					
SHAWCROFT, Michael	13-0	3	2	5										
HIMPHILL, Kaelin	13-0	3	1	4										
MITCHELL, Connor	13-0	3	1	4	1.0-3									
HARRIS, Nolen	13-0	2	1	3										
STYLES, Clifton	11-0	1	1	2										
SCOTT, Rashad	7-0	1	1	2						1-0				
HINES, Sam	7-0	2		2	1.0-4	1.0-4			1					
BELLINGER, Daniel	13-11	2		2										
HEICKLEN, Brandon	13-0	2		2										
MAILANGI, Sefo	10-0	2		2										
BUSBEE, BJ	12-0	1		1										
ISMAEL, Keith	13-13	1		1										
SMITH, Kobe	13-10	1		1										
MCMORRIS, Patrick	9-0	1		1										
HOUSTON, Parker	13-10	1		1							1			
BOUDREAU, Neil	3-0		1	1										
JASMIN, Chase	13-2	1		1						1-0				
TEAM	9-0			1		1.0-0								
MATTHEWS, Jesse	13-10		1	1										
WILLIAMS, Kaegun	10-0		1	1										
BARFIELD, Cedarius	9-0							1						
SDSU TOTALS	13-0	435	314	749	82-316	31-193	18-58	61	83	9-68	9	1	0	
OPPONENTS	13-0	578	354	932	94-334	21-163	6-90	43	57	2-0	2	1	0	

GAME SUMMARIES

Game	Score	Score By Quarters					First Downs				Rushing			Passing			Total Off.		Return Yards	Punting No-Avg	Fumbles No-Lost	Pen. No-Yds	Third Downs	Avg. F. Pos	ToP
		1	2	3	4	OT	Tot	Ru	Pa	Pn	Att	Yards	TD	C-A-I	Yards	TD	Att	Yards							
Weber State	0 0 0 0 0	-	5	2	3	0	19	35	0	21-32-1	119	0	51	154	74	10-43.1	0-0	5-31	3-15	WS 22	27:58				
at SDSU	6 0 3 0 3	-	14	9	5	0	43	130	0	16-30-0	108	0	73	238	28	9-44.1	2-1	2-10	5-20	SD 33	32:02				
at UCLA	14 7 0 7 0	-	16	5	10	1	32	62	1	24-35-0	199	1	67	261	52	5-44.6	4-2	7-52	5-14	LA 26	21:44				
SDSU	23 10 0 10 3	-	22	3	15	4	47	80	1	23-31-0	293	1	78	373	20	5-38.2	1-0	5-50	6-15	SD 37	38:16				
at NMSU	10 0 0 10 0	-	17	4	13	0	24	30	0	26-41-2	299	1	65	329	19	4-44.2	3-2	8-68	6-14	NM 23	35:04				
SDSU	31 7 10 7 7	-	24	18	6	0	47	281	3	17-26-1	116	1	72	397	80	5-40.6	0-0	7-41	7-14	SD 38	24:56				
Utah State	23 7 13 3 0	-	23	6	16	1	27	82	1	30-47-0	293	0	74	375	107	4-39.8	2-0	3-30	8-16	US 32	23:05				
at SDSU	17 3 0 14 0	-	25	10	14	1	46	91	0	20-37-1	281	2	83	372	101	4-39.2	2-0	7-61	8-19	SD 22	36:55				
at Colorado State	10 3 7 7 7	-	13	2	8	3	18	25	0	19-32-3	147	1	57	235	5	5-51.6	1-1	5-33	4-13	CS 27	25:11				
SDSU	24 3 0 0 7	-	14	6	7	1	43	91	0	16-20-0	217	3	63	238	53	8-44.5	0-0	7-55	3-14	SD 34	34:49				
Wyoming	22 0 14 0 8	-	11	6	4	1	39	157	2	5-14-1	109	1	53	266	28	5-48.0	1-1	6-70	5-12	WY 27	26:37				
at SDSU	26 3 3 13 7	-	21	8	10	3	36	120	1	21-32-0	209	2	68	329	84	4-49.2	0-0	5-40	7-16	SD 28	33:23				
at San José State	17 7 0 3 7	-	15	4	9	2	17	54	0	19-36-1	218	2	53	272	25	6-43.0	0-0	1-15	4-11	SJ 19	19:38				
SDSU	27 7 6 14 0	-	22	14	7	1	55	260	2	13-20-0	88	1	75	348	142	5-45.8	0-0	12-85	7-17	SD 43	40:22				
at UNLV	17 0 7 3 7	-	18	7	10	1	33	121	0	21-39-0	255	2	72	376	23	6-38.3	2-0	7-42	2-14	LV 19	31:59				
SDSU	20 14 3 3 0	-	18	8	9	1	37	150	0	14-23-1	185	1	60	335	92	6-43.7	0-0	4-44	4-13	SD 27	28:01				
Nevada	17 3 0 7 7	-	12	4	6	2	28	29	1	20-27-1	197	1	55	226	77	6-51.2	0-0	4-28	2-12	NV 35	27:41				
at SDSU	13 0 3 7 3	-	18	8	9	1	39	113	1	18-35-1	196	0	74	309	67	6-40.7	0-0	9-79	7-18	SD 25	32:19				
Fresno State	7 7 0 0 0	-	13	5	6	2	27	70	1	14-26-3	137	0	53	207	46	5-42.6	1-0	7-55	3-12	FS 20	23:55				
at SDSU	17 7 3 0 7	-	24	6	16	2	37	102	1	33-47-1	323	1	84	425	26	3-56.7	1-1	5-50	9-17	SD 34	36:05				
at Hawai'i	14 7 0 7 0	-	24	13	10	1	31	132	1	22-35-1	215	1	66	347	6	4-40.8	0-0	6-47	9-13	UH 14	33:52				
SDSU	11 0 3 0 8	-	21	10	10	1	26	89	1	25-40-0	229	0	66	318	0	5-41.4	0-0	5-45	6-14	SD 28	26:08				
Brigham Young	3 3 0 0 0	-	23	7	15	1	27	78	0	32-54-2	338	0	81	416	18	4-32.0	1-1	4-20	6-17	BY 22	31:39				
at SDSU	13 0 7 3 3	-	12	5	7	0	35	97	0	19-25-0	172	1	60	269	43	7-46.1	0-0	4-30	4-14	SD 30	28:21				
Central Michigan	11 3 0 8 0	-	8	2	4	2	27	112	1	12-30-3	165	0	57	277	-5	8-40.0	3-2	10-86	4-16	CM 24	21:41				
vs. SDSU	48 7 13 21 7	-	24	9	12	3	45	223	2	18-31-1	287	3	76	510	53	7-43.4	0-0	6-65	6-16	SD 36	38:19				

2019 Season Statistics



10 STRAIGHT BOWL GAME APPEARANCES ► 21 CONFERENCE CHAMPIONSHIPS

PARTICIPATION CHART

No.	Name	WSU	UCLA	NMSU	USU	CSU	WYO	SJSU	UNLV	NEV	FS	UH	BYU	CMU
9	AGNEW, Ryan	GS (QB)	GS (QB)	GS (QB)	GS (QB)	GS (QB)	GS (QB)	GS (QB)	GS (QB)	GS (QB)	GS (QB)	GS (QB)	-	GS (QB)
38	ALEKI, Andrew	X	GS (LB)	GS (LB)	GS (LB)	X	X	X	GS (LB)	X	GS (LB)	GS (LB)	GS (LB)	GS (LB)
40	ALVES, Andrew ●	-	-	-	-	X	X	X	X	X	X	X	X	X
2	ARAIZA, Matt ●	X	X	X	X	X	X	X	X	X	X	X	X	X
3	BAKER, Carson ● ■	-	-	-	-	-	-	-	-	-	-	-	GS (QB)	X
57	BANKS, Keshawn ■	GS (DE)	GS (DE)	GS (DE)	GS (DE)	GS (DE)	GS (DE)	GS (DE)	GS (DE)	GS (DE)	GS (DE)	GS (DE)	GS (DE)	GS (DE)
16	BARCOO, Luq ■	GS (CB)	GS (CB)	GS (CB)	GS (CB)	GS (CB)	GS (CB)	GS (CB)	GS (CB)	GS (CB)	GS (CB)	GS (CB)	GS (CB)	GS (CB)
35	BARFIELD, Cedarius ●	-	X	X	X	X	X	X	X	-	-	-	X	X
21	BELL, Chance	X	X	X	X	X	X	X	X	X	X	X	X	X
88	BELLINGER, Daniel ■	X	GS (TE)	GS (TE)	X	GS (TE)	GS (TE)	GS (TE)	GS (TE)	GS (TE)	GS (TE)	GS (TE)	GS (TE)	GS (TE)
6	BENSON, Dominic ●	-	-	-	-	-	-	-	-	-	X	X	X	X
50	BERNARD, Turner	X	X	X	X	X	X	X	X	X	X	X	X	X
90	BLAKE, Jeffery ●	X	X	X	-	-	-	-	-	-	-	-	-	-
75	BESSENT, Desmond	-	-	-	-	-	-	-	-	-	-	-	-	X
10	BOUDREAU, Neil ●	-	X	X	X	-	-	-	-	-	-	-	-	-
4	BROOKSHIRE, Jordon ●	-	-	-	-	-	-	-	-	-	X	X	X	-
41	BUSBEE, BJ	X	-	X	X	X	X	X	X	X	X	X	X	X
15	BYRD, Jordan ■	X	GS (RB)	GS (RB)	GS (RB)	GS (RB)	GS (RB)	X	-	X	X	GS (RB)	X	X
77	CAPRA, Jacob ● ■	GS (RT)	GS (RT)	GS (RT)	GS (RT)	X	X	X	GS (LT)	GS (LT)	X	X	X	X
42	CASSIDY, Troy	GS (LB)	GS (LB)	GS (LB)	GS (LB)	GS (LB)	GS (LB)	GS (LB)	X	GS (LB)	X	X	X	X
68	CHEATUM, Myles	GS (DE)	GS (DE)	GS (DE)	GS (DE)	GS (DE)	GS (DE)	GS (DE)	GS (DE)	GS (DE)	GS (DE)	GS (DE)	GS (DE)	GS (DE)
85	COLLINS, Chaz	X	-	X	X	X	-	X	-	-	-	-	-	X
81	DEDEAUX, Ethan	GS (WR)	X	X	GS (WR)	X	-	-	X	X	X	X	X	X
30	DINKA, Justin ●	-	-	-	-	-	-	-	-	-	-	X	-	-
79	DIXON, Daishawn	GS (LG)	GS (LG)	GS (LG)	GS (LG)	GS (LG)	GS (LG)	GS (LG)	GS (LG)	GS (LG)	GS (LG)	X	GS (LG)	GS (LG)
73	DUNKLE, William ● ■	GS (RG)	GS (RG)	X	GS (RG)	GS (RG)	GS (RG)	GS (RG)	GS (RG)	GS (RG)	GS (RG)	GS (RG)	GS (RG)	GS (RG)
39	FOUNTAIN, Garret ●	X	X	X	X	-	-	-	-	-	-	-	-	-
56	GUDINO, Dominic	-	X	GS (RG)	-	-	X	X	-	-	-	GS (LG)	-	X
23	HALL, Darren	-	X	GS (CB)	GS (CB)	GS (CB)	GS (CB)	GS (CB)	GS (CB)	GS (CB)	GS (CB)	GS (CB)	GS (CB)	GS (CB)
32	HAWKINS, Tayler	GS (WAR)	GS (WAR)	X	X	X	GS (WAR)	X	X	X	XGS (WAR)	GS (WAR)	GS (WAR)	X
12	HARRIS, Nolen ●	X	X	X	X	X	X	X	X	X	X	X	X	X
58	HEICKLEN, Brandon	X	X	X	X	X	X	X	X	X	X	X	X	X
47	HIMPHILL, Kaelin	X	X	X	X	X	X	X	X	X	X	X	X	X
69	HINES, Sam ●	X	X	X	X	X	X	X	-	-	X	X	-	X
82	HOUSTON, Parker	GS (TE)	GS (TE)	GS (TE)	GS (TE)	GS (TE)	GS (TE)	X	X	X	GS (TE)	GS (TE)	GS (TE)	GS (TE)
60	ISMAEL, Keith	GS (C)	GS (C)	GS (C)	GS (C)	GS (C)	GS (C)	GS (C)	GS (C)	GS (C)	GS (C)	GS (C)	GS (C)	GS (C)
22	JASMIN, Chase	X	X	X	X	X	X	X	X	X	GS (RB)	X	X	GS (RB)
62	JIMENEZ, Jacob ●	X	-	-	-	-	-	-	-	-	-	X	X	X
36	JOHNSON, Dwayne	GS (AZT)	GS (AZT)	GS (AZT)	GS (AZT)	GS (AZT)	GS (AZT)	GS (AZT)	GS (AZT)	GS (AZT)	GS (AZT)	GS (AZT)	GS (AZT)	GS (AZT)
96	KOTHE, Elijah	GS (WR)	GS (WR)	GS (WR)	GS (WR)	-	-	-	-	X	X	X	X	X
43	LAKALAKA, Seyddrick	X	X	X	X	X	X	X	X	X	X	X	X	X
59	LAKES, Keyvon ●	-	-	-	-	-	-	-	-	-	X	X	-	-
52	LECKY, Jalil ●	X	X	X	X	X	-	-	-	-	-	-	X	X
34	LESSARD, Isaac	-	-	-	-	X	X	GS (FB)	GS (FB)	GS (FB)	X	X	X	X
86	MACKLIN, Isiah	-	-	X	X	X	X	X	X	-	-	-	-	X
84	MAILANGI, Sefo ●	-	-	-	-	X	X	X	X	X	X	X	X	X
45	MATTHEWS, Jesse ● ■	GS (WR)	GS (WR)	GS (WR)	X	X	GS (WR)	GS (WR)	GS (WR)	GS (WR)	GS (WR)	X	GS (WR)	GS (WR)
54	McDONALD, Caden ■	GS (LB)	X	X	X	GS (LB)	GS (LB)	GS (LB)	GS (LB)	GS (LB)	GS (LB)	GS (LB)	GS (LB)	GS (LB)
33	McMORRIS, Patrick ●	X	X	-	-	-	-	X	X	X	X	X	X	X
89	McTEAR, Nic ●	X	-	-	-	-	-	-	-	-	-	-	-	X
58	MITCHELL, Connor	X	X	X	X	X	X	X	X	X	X	X	X	X
41	MORRISON, Sammy ●	-	-	-	-	-	-	-	-	-	-	-	-	X
24	MWATA, Allan ●	-	-	-	-	-	-	-	-	-	-	-	-	X
91	NEVES, Kahi ●	-	-	X	-	X	-	-	-	-	-	-	-	X
63	OKPOKO, Daniel ●	-	-	-	-	-	-	-	-	-	-	-	-	X
13	RICHARDSON, Isaiah	X	-	X	X	X	X	X	X	X	X	X	X	X
20	SCOTT, Rashad	-	-	-	-	X	X	X	X	X	X	X	X	-
46	SHAWCROFT, Michael ●	X	X	X	X	X	X	X	X	X	X	X	X	X
92	SMITH, Kobe	X	X	X	GS (WR)	GS (WR)	GS (WR)	GS (WR)	GS (WR)	GS (WR)	GS (WR)	GS (WR)	GS (WR)	GS (WR)
71	SPALDING, Kyle	GS (LT)	GS (LT)	GS (LT)	GS (LT)	GS (LT)	GS (LT)	GS (LT)	X	X	GS (LT)	GS (LT)	GS (LT)	GS (LT)
55	STYLES, Clifton ●	-	-	-	X	X	X	X	X	X	X	X	X	X
80	SULLIVAN, TJ ● ■	-	-	-	-	GS (WR)	X	X	X	X	X	X	X	X
66	TAVAI, Jonah ●	X	X	X	X	X	X	X	X	X	X	GS (DT)	X	X
44	TEZINO, Kyahva	GS (MLB)	GS (MLB)	GS (MLB)	GS (MLB)	GS (MLB)	GS (MLB)	GS (MLB)	GS (MLB)	GS (MLB)	GS (MLB)	GS (MLB)	GS (MLB)	GS (MLB)
65	THOMAS, Cameron ■	GS (DT)	GS (DT)	GS (DT)	GS (DT)	GS (DT)	GS (DT)	GS (DT)	GS (DT)	GS (DT)	GS (DT)	X	GS (DT)	GS (DT)
76	THOMAS, Zachary	-	X	X	X	GS (RT)	GS (RT)	GS (RT)	GS (RT)	GS (RT)	GS (RT)	GS (RT)	GS (RT)	GS (RT)
24	THOMAS, Zidane	-	-	-	-	-	-	-	-	-	-	-	-	X
18	THOMPSON, Trenton	X	X	X	X	X	X	GS (WAR)	GS (WAR)	GS (WAR)	GS (WAR)	-	XGS (WAR)	-
14	THOMPSON, Tariq	GS (WAR)	GS (WAR)	GS (WAR)	GS (WAR)	GS (WAR)	GS (WAR)	GS (WAR)	GS (WAR)	GS (WAR)	GS (WAR)	GS (WAR)	GS (WAR)	GS (WAR)
72	ULUAVE, Alama	X	X	X	X	X	X	X	X	X	X	X	X	X
35	VAZQUEZ, Grady	X	X	X	X	X	-	-	-	-	X	X	X	X
29	WASHINGTON, Juwan	GS (RB)	X	-	-	X	X	GS (RB)	GS (RB)	GS (RB)	-	GS (RB)	GS (RB)	-
19	WHITE, Kyron ●	-	-	-	-	-	-	-	-	-	-	-	-	X
26	WILLIAMS, Kaegun	-	-	-	X	X	X	X	X	X	X	X	X	X
83	WILSON, Alex	X	X	X	X	X	X	X	X	-	X	-	-	X
17	WILSON, Eric ●	-	-	-	-	X	-	-	-	X	X	X	X	X
27	WOODS, Kyree	GS (CB)	GS (CB)	GS (WAR)	GS (WAR)	GS (WAR)	-	-	-	-	-	-	-	-

■ - made first career San Diego State start this season. ● - made first career San Diego State appearance this season. Bold player name in red indicates player has started every game this season. Bold player name in black indicates player has played in every game this season.

2019 STATISTICS ◀ REVIEW

AZTEC FOOTBALL MEDIA GUIDE

2019 Season Statistics



10 STRAIGHT BOWL GAME APPEARANCES ► 21 CONFERENCE CHAMPIONSHIPS

OFFENSIVE STARTERS

Position	WSU	UCLA	NMSU	USU	CSU	WYO	SJSU	UNLV	NEV	FS	UH	BYU	CMU
LT	Spalding	Spalding	Spalding	Spalding	Spalding	Spalding	Spalding	Ja. Capra	Ja. Capra	Spalding	Spalding	Spalding	Spalding
LG	Dixon	Dixon	Dixon	Dixon	Dixon	Dixon	Dixon	Dixon	Dixon	Dixon	Gudino	Dixon	Dixon
C	Ismael	Ismael	Ismael	Ismael	Ismael	Ismael	Ismael	Ismael	Ismael	Ismael	Ismael	Ismael	Ismael
RG	Dunkle	Dunkle	Gudino	Dunkle	Dunkle	Dunkle	Dunkle	Dunkle	Dunkle	Dunkle	Dunkle	Dunkle	Dunkle
RT	Ja. Capra	Ja. Capra	Ja. Capra	Ja. Capra	Za. Thomas	Za. Thomas	Za. Thomas	Za. Thomas	Za. Thomas	Za. Thomas	Za. Thomas	Za. Thomas	Za. Thomas
TE	Houston	Houston	Houston	Houston	Houston	Houston				Houston	Houston	Houston	Houston
TE		Bellinger	Bellinger		Bellinger	Bellinger	Bellinger	Bellinger	Bellinger	Bellinger	Bellinger	Bellinger	Bellinger
QB	Agnew	Agnew	Agnew	Agnew	Agnew	Agnew	Agnew	Agnew	Agnew	Agnew	Agnew	Baker	Agnew
RB	Washington	Byrd	Byrd	Byrd	Byrd	Byrd	Washington	Washington	Washington	Jasmin	Byrd	Washington	Jasmin
FB/RB							Lessard	Lessard	Lessard		Washington		
WR	Kothe	Kothe	Kothe	Kothe	Sullivan	Matthews	Matthews	Matthews	Matthews	Matthews		Matthews	Matthews
WR	Matthews	Matthews	Matthews	K. Smith	K. Smith	K. Smith	K. Smith	K. Smith	K. Smith	K. Smith	K. Smith	K. Smith	K. Smith
WR	Dedeaux			Dedeaux									

DEFENSIVE STARTERS

Position	WSU	UCLA	NMSU	USU	CSU	WYO	SJSU	UNLV	NEV	FS	UH	BYU	CMU
DE	Banks	Banks	Banks	Banks	Banks	Banks	Banks	Banks	Banks	Banks	Banks	Banks	Banks
DT	C. Thomas	C. Thomas	C. Thomas	C. Thomas	C. Thomas	C. Thomas	C. Thomas	C. Thomas	C. Thomas	C. Thomas	Tavai	C. Thomas	C. Thomas
DE	Cheatum	Cheatum	Cheatum	Cheatum	Cheatum	Cheatum	Cheatum	Cheatum	Cheatum	Cheatum	Cheatum	Cheatum	Cheatum
LB	McDonald	Aleki	Aleki	Aleki	McDonald	McDonald	McDonald	McDonald	McDonald	McDonald	McDonald	McDonald	McDonald
MLB	Tezino	Tezino	Tezino	Tezino	Tezino	Tezino	Tezino	Tezino	Tezino	Tezino	Tezino	Tezino	Tezino
LB	Cassidy	Cassidy	Cassidy	Cassidy	Cassidy	Cassidy	Cassidy	Aleki	Cassidy	Aleki	Aleki	Aleki	Aleki
CB	Woods	Woods	Hall	Hall	Hall	Hall	Hall	Hall	Hall	Hall	Hall	Hall	Hall
WAR	Ta. Thompson	Ta. Thompson	Ta. Thompson	Ta. Thompson	Ta. Thompson	Ta. Thompson	Ta. Thompson	Ta. Thompson	Ta. Thompson	Ta. Thompson	Ta. Thompson	Ta. Thompson	Ta. Thompson
AZT	Johnson	Johnson	Johnson	Johnson	Johnson	Johnson	Johnson	Johnson	Johnson	Johnson	Johnson	Johnson	Johnson
WAR	Hawkins	Hawkins	Woods	Woods	Woods	Hawkins	Tr. Thompson	Tr. Thompson	Tr. Thompson	Tr. Thompson	Hawkins	Hawkins	Tr. Thompson
CB	Barcoo	Barcoo	Barcoo	Barcoo	Barcoo	Barcoo	Barcoo	Barcoo	Barcoo	Barcoo	Barcoo	Barcoo	Barcoo

SPECIALISTS STARTERS

Position	WSU	UCLA	NMSU	USU	CSU	WYO	SJSU	UNLV	NEV	FS	UH	BYU	CMU
KO	Araiza	Araiza	Araiza	Araiza	Araiza	Araiza	Araiza	Araiza	Araiza	Araiza	Araiza	Araiza	Araiza
PK	Araiza	Araiza	Araiza	Araiza	Araiza	Araiza	Araiza	Araiza	Araiza	Araiza	Araiza	Araiza	Araiza
Holder	Heicklen	Heicklen	Heicklen	Heicklen	Heicklen	Heicklen	Heicklen	Heicklen	Heicklen	Heicklen	Heicklen	Heicklen	Heicklen
Punter	Heicklen	Heicklen	Heicklen	Heicklen	Heicklen	Heicklen	Heicklen	Heicklen	Heicklen	Heicklen	Heicklen	Heicklen	Heicklen
LS	Bernard	Bernard	Bernard	Bernard	Bernard	Bernard	Bernard	Bernard	Bernard	Bernard	Bernard	Bernard	Bernard
SS	Bernard	Bernard	Bernard	Bernard	Bernard	Bernard	Bernard	Bernard	Bernard	Bernard	Bernard	Bernard	Bernard
KOR	Washington	Washington	Byrd	Byrd	Byrd	Byrd	Byrd	Williams	Byrd	Byrd	Jasmin	Byrd	Byrd
	Jasmin	Jasmin	Jasmin	Williams	Jasmin	Jasmin	Williams	Jasmin	Williams	Williams	Williams	Williams	Williams
PR	Byrd	Matthews	Byrd	Matthews	Byrd	Byrd	Byrd	Matthews	Matthews	Matthews	Matthews	Matthews	Matthews

PARTICIPATION CHART

	WSU	UCLA	NMSU	USU	CSU	WYO	SJSU	UNLV	NEV	FS	UH	BYU	CMU
Dressed	63	65	68	68	68	66	65	68	67	66	70	68	67
Played	51	52	55	54	56	49	53	51	51	54	55	56	68
Seniors	13	11	11	11	13	11	12	11	11	10	12	11	13
Juniors	13	16	17	17	15	14	15	14	14	16	16	17	19
Sophomores	15	15	17	17	18	15	15	16	17	18	17	16	20
Freshmen (RS/True)	10 (6/4)	10 (6/4)	10 (6/4)	9 (6/3)	10 (8/2)	9 (7/2)	11 (8/3)	10 (7/3)	9 (6/3)	10 (6/4)	10 (6/4)	12 (8/4)	16 (12/4)
Started	22	22	22	22	22	22	22	22	22	22	22	22	22
Seniors	9	8	8	8	8	7	8	7	8	6	6	6	6
Juniors	6	6	6	6	5	6	6	7	6	8	8	7	8
Sophomores	4	5	6	6	6	6	5	5	5	5	7	5	6
Freshmen (RS/True)	3 (3/0)	3 (3/0)	2 (2/0)	2 (2/0)	3 (3/0)	3 (3/0)	3 (3/0)	3 (3/0)	3 (3/0)	3 (3/0)	1 (1/0)	4 (4/0)	2 (2/0)
Making SDSU Debut	14	2	2	1	3	0	0	0	0	2	0	2	5
Making 1st SDSU Start	7	2	0	0	1	0	0	0	0	0	1	1	0

2019 Season Statistics



10 STRAIGHT BOWL GAME APPEARANCES ▶ 21 CONFERENCE CHAMPIONSHIPS

SDSU SCORING DRIVES

Opponent	Plays	Yds.	Drive TOP	Type of Score	Qtr/Time	Drive Start	Scoring Play
Weber State	12	53	5:19	FG	2nd/4:41	SD 30	Araiza 34-yd field goal
	13	40	5:58	FG	4th/10:51	SD 48	Araiza 29-yd field goal
at UCLA	14	75	7:13	TD	1st/4:50	SD 25	Jasmin 3-yd run
	7	26	3:12	FG	1st/0:50	SD 48	Araiza 43-yd field goal
	2	36	0:46	TD	3rd/12:50	LA 36	K. Smith 34-yass pass f/Agnew
	11	58	4:20	FG	3rd/0:21	SD 28	Araiza 31-yd field goal
	12	65	6:54	FG	4th/5:29	SD 27	Araiza 25-yd field goal
at New Mexico State	3	3	1:24	TD	1st/10:18	NM 03	Bellinger 2-yd pass f/Agnew
	11	80	6:37	TD	2nd/9:55	SD 20	Byrd 1-yd run
	6	26	1:00	FG	2nd/0:01	NM 48	Araiza 40-yd field goal
	2	29	0:32	TD	3rd/8:43	NM 29	Byrd 7-yd run
	8	75	4:12	TD	4th/11:11	SD 25	Bell 18-yd run
Utah State	16	70	7:11	FG	1st/7:49	SD 25	Araiza 22-yd field goal
	13	79	6:11	TD	4th/10:03	SD 21	K. Smith 25-yd pass f/Agnew
	8	91	3:03	TD	4th/5:19	SD 09	Richardson 49-yd pass f/Agnew
at Colorado State	7	61	3:23	FG	1st/11:37	SD 35	Araiza 22-yd field goal
	6	46	2:42	TD	2nd/12:19	CS 46	K. Smith 8-yd pass f/Agnew
	3	11	1:19	TD	3rd/13:35	CS 11	K. Smith 8-yd pass f/Agnew
	5	39	2:22	TD	4th/13:07	CS 39	Washington 3-yd pass f/Agnew
Wyoming	7	40	3:22	FG	1st/0:43	SD 30	Araiza 47-yd field goal
	10	56	4:14	FG	2nd/1:11	SD 29	Araiza 32-yd field goal
	12	69	5:07	TD	3rd/7:48	SD 31	Washington 15-yd pass f/Agnew
	9	63	4:47	TD	3rd/1:28	SD 37	Washington 10-yd run
	9	76	4:34	TD	4th/2:09	SD 34	Bellinger 12-yd pass f/Agnew
at San José State	--	--	--	TD	1st/14:46	--	K. Williams 95-yd kickoff return
	6	18	2:26	FG	2nd/14:33	SJ 42	Araiza 41-yd field goal
	20	77	10:04	FG	2nd/0:06	SD 13	Araiza 27-yd field goal
	11	57	6:12	TD	3rd/4:05	SD 43	Washington 1-yd run
	6	68	3:04	TD	3rd/0:26	SD 32	Jasmin 50-yd run
at UNLV	8	90	3:06	TD	1st/7:23	SD 10	Dedeaux 49-yd pass f/Agnew
	--	--	--	TD	1st/0:52	--	McDonald 0-yd fumble return
	9	44	4:20	FG	2nd/3:01	SD 48	Araiza 25-yd field goal
	10	53	4:39	FG	3rd/0:00	SD 30	Araiza 34-yd field goal
Nevada	13	71	5:07	FG	2nd/13:15	SD 25	Araiza 21-yd field goal
	14	71	5:40	TD	3rd/1:24	SD 29	Bell 3-yd run
	11	42	4:00	FG	4th/3:46	SD 31	Araiza 44-yd field goal
Fresno State	2	22	0:41	TD	1st/2:39	FS 22	Jasmin 2-yd run
	8	45	3:25	FG	2nd/9:57	-- 50	Araiza 22-yd field goal
	10	72	4:45	TD	4th/13:14	SD 28	Jasmin 2-yd pass f/Agnew
at Hawai'i	8	41	1:11	FG	2nd/0:18	SD 49	Araiza 27-yd field goal
	16	75	7:17	TD	4th/12:58	SD 25	Agnew 5-yd run
Brigham Young	10	61	2:10	TD	2nd/0:13	SD 39	Bellinger 25-yd pass f/Baker
	11	52	6:19	FG	3rd/5:23	SD 21	Araiza 44-yd field goal
	8	70	4:29	FG	4th/5:40	SD 20	Araiza 27-yd field goal
vs. Central Michigan	4	32	1:43	TD	1st/12:34	CM 32	Matthews 22-yd pass f/Agnew
	10	58	3:46	FG	2nd/11:46	SD 26	Araiza 48-yd field goal
	11	56	4:29	FG	2nd/6:22	SD 30	Araiza 31-yd field goal
	1	74	0:13	TD	2nd/5:26	SD 26	Matthews 74-yd pass f/Agnew
	4	58	2:13	TD	3rd/9:51	SD 42	Byrd 2-yd run
	5	39	2:34	TD	3rd/6:24	CM 39	Sullivan 29-yd pass f/Agnew
	2	58	0:45	TD	3rd/1:42	SD 42	Jasmin 2-yd run
	--	--	--	TD	5th/5:16	--	Hall 20-yd fumble recovery

OPPONENT SCORING DRIVES

Opponent	Plays	Yds.	Drive TOP	Type of Score	Qtr/Time	Drive Start	Scoring Play
Weber State	none						
at UCLA	4	41	1:18	TD	1st/12:03	SD 41	Kelley 5-yd run
	14	75	4:38	TD	3rd/8:12	LA 25	Dulcich 20-yd pass f/Thmp.-
Robinson							
at New Mexico State	11	75	3:48	TD	3rd/4:55	NM 25	Downs 35-yd pass f/Adkins
	7	51	2:11	FG	3rd/0:23	NM 20	Brown 46-yd field goal
Utah State	--	--	--	TD	1st/6:00	--	Bond 48-yd interception return
	15	75	4:17	FG	2nd/13:08	US 12	Eberle 30-yd field goal
	8	38	2:01	FG	2nd/3:27	US 50	Eberle 29-yd field goal
	7	80	0:39	TD	2nd/0:36	US 20	Warren 11-yd run
	13	57	4:00	FG	3rd/10:53	US 28	Eberle 32-yd field goal
at Colorado State	7	52	3:32	FG	1st/4:21	CS 30	Camper 36-yd field goal
	3	74	1:00	TD	4th/5:55	CS 26	Craig-Myers 33-yd pass
f/O'Brien							
Wyoming	6	75	2:40	TD	2nd/13:03	WY 25	Chambers 1-yd run
	9	54	5:09	TD	2nd/5:30	WY 46	Chambers 1-yd run
	10	79	4:55	TD	4th/6:49	WY 21	Ismail Jr. f/Chambers
at San José State	4	66	1:30	TD	1st/13:11	SJ 34	Robinson 15-yd pass f/Love
	14	68	4:42	FG	3rd/10:18	SJ 25	Mercurio 25-yd field goal
	11	99	4:10	TD	4th/4:59	SJ 01	Gaither 8-yd pass f/Love
at UNLV	5	75	1:35	TD	2nd/1:26	LV 25	Grimes 58-yd pass f/Oblad
	13	70	6:26	FG	3rd/8:34	LV 25	Gutierrez 22-yd field goal
	12	77	5:34	TD	4th/5:57	LV 23	Faulo 2-yd pass f/Oblad
Nevada	4	5	1:13	FG	1st/3:22	SD 22	Talton 34-yd field goal
	13	75	7:48	TD	3rd/7:12	NV 25	Cooks 13-yd pass f/Strong
	5	55	2:02	TD	4th/10:31	NV 45	Lee 1-yd run
Fresno State	5	71	2:25	TD	1st/7:05	FS 29	Rivers 3-yd run
at Hawai'i	15	92	8:30	TD	1st/3:43	UH 08	Sharsh 8-yd pass f/McDonald
	14	96	7:12	TD	3rd/5:15	UH 04	Holly 11-yd run
Brigham Young	7	39	2:36	FG	1st/3:39	SD 46	Southern 24-yd field goal
vs. Central Michigan	5	60	1:54	FG	1st/10:40	CM 25	Tice 33-yd field goal
	3	75	1:11	TD	3rd/5:13	CM 25	Lewis 66-yd pass f/Dormady

AZTEC CAREER START CHART (Offense/Defense)

Player, Pos.	Yr.	Career		Yearly Total			
		Starts	Consecutive Starts	2019	2018	2017	2016
Tariq Thompson, WAR	Jr.	39	39	13	13	13	-
Keith Ismael, C/RG/LG	Jr.	38	15	13	12	13	-
Daishawn Dixon, LG	Sr.	37	2	12	12	13	0
Parker Houston, TE	Sr.	34	4	10	13	7	4
Kyahva Tezino, LB	Sr.	31	30	13	13	5	0
Troy Cassidy, LB	Sr.	28	0	8	12	8	0
Myles Cheatum, DE/DT	Sr.	25	13	13	4	8	0
Ryan Agnew, QB	Sr.	19	1	12	7	0	0
Juwan Washington, RB	Sr.	18	0	6	8	3	1
Dominic Gudino, RG/C/LG	Jr.	16	0	2	8	6	-
Kyree Woods, CB/WAR	Jr.	15	0	5	10	0	-
Dwayne Johnson, AZT	Jr.	14	13	13	0	1	-
Darren Hall, CB	So.	14	11	10	3	-	-
Kyle Spalding, LT/RT	Jr.	14	4	11	3	-	-
Keshawn Banks, DE	So.	13	13	13	0	-	-
Luq Barcoo, CB	Sr.	13	13	13	0	-	-
Trenton Thompson, WAR	Jr.	13	1	5	8	0	-
William Dunkle, RG	Fr.-RS	12	10	12	-	-	-
Kobe Smith, WR	So.	12	10	10	2	-	-

Player, Pos.	Yr.	Career		Consecutive		Yearly Total		
		Starts	Consecutive Starts	2019	2018	2017	2016	
Cameron Thomas, DT	Fr.-RS	12	2	12	-	-	-	
Daniel Bellinger, TE	So.	11	9	11	0	-	-	
Zachary Thomas, RG/RT	Jr.	11	9	9	2	-	-	
Isaac Lessard, FB	Sr.	11	0	3	7	1	0	
Caden McDonald, LB	So.	10	10	10	0	-	-	
Jesse Matthews, WR	Fr.-RS	10	2	10	-	-	-	
Taylor Hawkins, WAR	Jr.	10	0	5	5	-	-	
Ethan Dedeaux, WR	So.	10	0	2	8	0	-	
Andrew Aleki, LB	Jr.	9	4	8	1	0	-	
Jordan Byrd, RB	So.	6	0	6	0	-	-	
Jacob Capra, RT/LT	Jr.-TR	6	0	6	-	-	-	
Elijah Kothe, WR	So.	6	0	4	2	-	-	
Chase Jasmin, RB	Jr.	5	1	2	3	0	-	
Isiah Macklin, WR	Jr.	3	0	0	1	2	-	
Carson Baker, QB	RS-Fr.	1	0	1	-	-	-	
Jonah Tavai, DT	So.	1	0	1	-	-	-	
TJ Sullivan, WR	Fr.-RS	1	0	1	-	-	-	
Chance Bell, RB	So.	1	0	0	1	-	-	
Kaegun Williams, RB	So.	1	0	0	1	-	-	

2019 Season Statistics



10 STRAIGHT BOWL GAME APPEARANCES ► 21 CONFERENCE CHAMPIONSHIPS

SAN DIEGO STATE BIG OFFENSIVE PLAYS (20+ YARDS) (41 overall)

Game	Player	Type	Down & Dis.	Yards
Weber State - 1	Jordan Byrd	Rush	1st & 10	23
at UCLA - 5	Kobe Smith f/Ryan Agnew	Pass	2nd & 8	34
	Kobe Smith f/Ryan Agnew	Pass	1st & 10	23
	Juwan Washington f/Ryan Agnew	Pass	2nd & 12	21
	Jesse Matthews f/Ryan Agnew	Pass	3rd & 9	20
	Jordan Byrd f/Ryan Agnew	Pass	2nd & 9	20
at New Mexico St. - 1	Chance Bell	Rush	1st & 10	22
Utah State - 6	Isaiah Richardson f/Ryan Agnew	Pass	4th & 5	49
	Kobe Smith f/Ryan Agnew	Pass	4th & 16	25
	Chance Bell f/Ryan Agnew	Pass	1st & 10	20
	Jesse Matthews f/Ryan Agnew	Pass	2nd & 15	20
	Kobe Smith f/Ryan Agnew	Pass	1st & 10	20
	Kobe Smith f/Ryan Agnew	Pass	2nd & 8	20
Colorado State - 2	Kobe Smith f/Ryan Agnew	Pass	1st & 10	42
	Kobe Smith f/Ryan Agnew	Pass	1st & 10	22
Wyoming - 2	Daniel Bellinger f/Ryan Agnew	Pass	3rd & 6	28
	Jesse Matthews f/Ryan Agnew	Pass	4th & 3	25
at San José State - 1	Chase Jasmin	Rush	3rd & 3	50
at UNLV - 4	Ethan Dedeaux f/Ryan Agnew	Pass	3rd & 6	49
	Juwan Washington	Rush	1st & 10	30
	Kobe Smith f/Ryan Agnew	Pass	3rd & 8	26
	Daniel Bellinger f/Ryan Agnew	Pass	3rd & 3	20
Nevada - 2	Daniel Bellinger f/Ryan Agnew	Pass	2nd & 7	28
	Ethan Dedeaux f/Ryan Agnew	Pass	3rd & 24	23
Fresno State - 6	Elijah Kothe f/Ryan Agnew	Pass	3rd & 13	29
	Jesse Matthews f/Ryan Agnew	Pass	2nd & 10	29
	Jesse Matthews f/Ryan Agnew	Pass	2nd & 9	24
	Chance Bell f/Ryan Agnew	Pass	3rd & 14	21
	Chance Bell	Rush	1st & 10	20
	Chase Jasmin	Rush	1st & 10	20
at Hawai'i - 1	Chase Jasmin f/Ryan Agnew	Pass	1st & 10	20
Brigham Young - 3	Jesse Matthews f/Carson Baker	Pass	2nd & 7	33
	Jesse Matthews f/Carson Baker	Pass	2nd & 8	32
	Daniel Bellinger f/Carson Baker	Pass	2nd & 10	25
vs. Central Mich. - 7	Jesse Matthews f/Ryan Agnew	Pass	1st & 10	74
	Jordan Byrd	Rush	1st & 10	56
	TJ Sullivan f/Ryan Agnew	Pass	3rd & 14	29
	Jordan Byrd	Rush	1st & 10	29
	BJ Busbee f/Ryan Agnew	Pass	2nd & 14	23
	Chase Jasmin	Rush	1st & 10	23
	Jesse Matthews f/Ryan Agnew	Pass	1st & 10	22

Red indicates TD scored on play

OPPONENT BIG OFFENSIVE PLAYS (20+ YARDS) (40 overall)

Game	Player	Type	Down & Dis.	Yards
Weber State - 1	Devon Cooley f/Jake Constantine	Pass	3rd & 10	31
at UCLA - 2	Kyle Phillips f/Dorian Thompson-Robinson	Pass	3rd & 11	24
	Greg Dulcich f/Dorian Thompson-Robinson	Pass	3rd & 14	20
at New Mexico St. - 5	Robert Downs III f/Josh Adkins	Pass	3rd & 5	35
	Jared Wyatt f/Josh Adkins	Pass	3rd & 22	35
	Naveon Mitchell f/Josh Adkins	Pass	2nd & 8	34
	Jason Huntley	Rush	1st & 10	22
	Tony Nicholson f/Josh Adkins	Pass	2nd & 16	20
Utah State - 2	Savon Scarver f/Josh Love	Pass	3rd & 10	48
	Jaylen Warren f/Josh Love	Pass	3rd & 5	30
Colorado State - 4	Dante Wright f/Patrick O'Brien	Pass	3rd & 15	57
	Nate Craig-Myers f/Patrick O'Brien	Pass	1st & 10	41
	Dante Wright f/Patrick O'Brien	Pass	2nd & 5	21
	Marvin Kinsey Jr. f/Patrick O'Brien	Pass	1st & 10	20
Wyoming - 4	Gunner Gentry f/Sean Chambers	Pass	1st & 10	45
	Xavier Valladay	Rush	2nd & 11	26
	Titus Swen f/Sean Chambers	Pass	3rd & 3	24
	Sean Chambers	Rush	3rd & 3	21
at San José State - 2	Bailey Gaither f/Josh Love	Pass	1st & 10	52
	Isaiah Hamilton f/Josh Love	Pass	1st & 10	41
at UNLV - 5	Randal Grimes f/Kenyon Oblad	Pass	2nd & 10	58
	Charlie Williams	Rush	1st & 10	42
	Randal Grimes f/Kenyon Oblad	Pass	4th & 24	42
	Noah Bean f/Kenyon Oblad	Pass	2nd & 15	28
	Tyleek Collins f/Kenyon Oblad	Pass	3rd & 21	28
Nevada - 2	Kaleb Fossum f/Carson Strong	Pass	2nd & 10	30
	Brendan O'Leary-Orange f/Elijah Cooks	Pass	1st & 10	50
Fresno State - 2	Zane Pope f/Jorge Reyna	Pass	2nd & 8	53
	Ronnie Rivers f/Jorge Reyna	Pass	1st & 10	20
at Hawai'i - 1	Jared Smart f/Cole McDonald	Pass	3rd & 2	21
Brigham Young - 6	Gunner Romney f/Zach Wilson	Pass	1st & 10	35
	Lopini Katoa f/Zach Wilson	Pass	2nd & 2	34
	Matt Bushman f/Aleva Hifo	Pass	1st & 10	22
	Talon Shumway f/Zach Wilson	Pass	3rd & 5	21
	Talon Shumway f/Zach Wilson	Pass	3rd & 7	21
	Micah Simon f/Zach Wilson	Pass	2nd & 9	20
vs. Central Mich. - 4	Kobe Lewis	Rush	1st & 10	66
	Kalil Pimpleton f/Quinten Dormady	Pass	3rd & 1	61
	Tyrone Scott f/Quinten Dormady	Pass	3rd & 10	30
	JaCorey Sullivan f/Quinten Dormady	Pass	3rd & 12	21

SAN DIEGO STATE BIG PLAYS (20+ YARDS)

Name	Total	Rushing	Receiving	20-29	30-39	40-49	50-59	60-69	70-79	80-89	90-99
Jesse Matthews	9	0	9	6	2	0	0	0	1	0	0
Kobe Smith	8	0	8	6	1	1	0	0	0	0	0
Chance Bell	4	2	2	4	0	0	0	0	0	0	0
Jordan Byrd	4	3	1	3	0	0	1	0	0	0	0
Chase Jasmin	4	3	1	3	0	0	1	0	0	0	0
Daniel Bellinger	4	0	4	4	0	0	0	0	0	0	0
Ethan Dedeaux	2	0	2	1	0	1	0	0	0	0	0
Juwan Washington	2	1	1	1	1	0	0	0	0	0	0
BJ Busbee	1	0	1	1	0	0	0	0	0	0	0
Elijah Kothe	1	0	1	1	0	0	0	0	0	0	0
Isaiah Richardson	1	0	1	0	0	1	0	0	0	0	0
TJ Sullivan	1	0	1	1	0	0	0	0	0	0	0
SDSU TOTALS	41	9	32	31	4	3	2	0	1	0	0
OPPONENTS	40	5	35	18	9	6	5	2	0	0	0

2019 MW Statistics



10 STRAIGHT BOWL GAME APPEARANCES ► 21 CONFERENCE CHAMPIONSHIPS

2019 Mountain West Standings

West	Mountain West			Overall		
	W	L	Pct.	W	L	Pct.
1. Hawai'i	5	3	.625	10	5	.667
San Diego State	5	3	.625	10	3	.769
3. Nevada	4	4	.500	7	6	.538
4. Fresno State	2	6	.250	4	8	.333
UNLV	2	6	.250	4	8	.333
San José State	2	6	.250	5	7	.417
Mountain						
W	L	Pct.	W	L	Pct.	
1. Boise State	8	0	1.000	12	2	.857
2. Air Force	7	1	.875	11	2	.846
3. Utah State	6	2	.750	7	6	.538
4. Wyoming	4	4	.500	8	5	.615
5. Colorado State	3	5	.375	4	8	.333
6. New Mexico	0	8	.000	2	10	.167

■ Mountain West Championship Game (Boise, Idaho)

Boise State 31, Hawai'i 10

■ Mountain West Bowl Games

Kent State 51, Utah State 41	Tropical Smoothie Cafe Frisco Bowl
San Diego State 48, Central Michigan 11	New Mexico Bowl
Washington 38, Boise State 7	Mitsubishi Motors Las Vegas Bowl
Hawai'i 38, Brigham Young 34	SoFi Hawai'i Bowl
Air Force 31, Washington State 21	Cheez-It Bowl
Wyoming 38, Georgia State 17	NOVA® Home Loans Arizona Bowl
Ohio 30, Nevada 21	Famous Idaho Potato Bowl

■ Scoring Offense

	G	TD	FG	XP	2XP	DXP	Saf	Pts	Avg
Boise State	14	63	15	61	1	0	0	486	34.7
Air Force	13	58	13	52	1	0	0	443	34.1
Hawai'i	15	68	10	64	2	0	1	508	33.9
San José State	12	43	20	37	3	0	0	361	30.1
Fresno State	12	46	12	44	1	0	1	360	30.0
Utah State	13	45	21	45	0	0	1	380	29.2
Colorado State	12	42	14	41	1	0	0	337	28.1
Wyoming	13	41	15	37	1	0	0	330	25.4
UNLV	12	37	11	35	0	0	0	290	24.2
New Mexico	12	34	12	25	1	0	0	267	22.3
Nevada	13	31	21	28	0	0	0	277	21.3
San Diego State	13	30	22	28	1	0	0	276	21.2

■ Scoring Defense

	G	TD	FG	XP	2XP	DXP	Saf	Pts	Avg
San Diego State	13	19	10	17	2	0	0	165	12.7
Wyoming	13	25	19	24	0	0	0	231	17.8
Air Force	13	34	9	27	0	0	0	258	19.8
Boise State	14	39	11	33	3	0	0	306	21.9
Fresno State	12	46	13	42	2	0	0	361	30.1
Utah State	13	53	10	49	1	0	0	399	30.7
Colorado State	12	47	15	45	1	0	0	374	31.2
Hawai'i	15	61	17	59	1	0	0	478	31.9
San José State	12	49	13	46	0	0	2	383	31.9
Nevada	13	52	16	51	0	0	2	415	31.9
UNLV	12	49	18	44	1	0	1	396	33.0
New Mexico	12	59	11	55	1	0	0	446	37.2

■ Pass Offense

	G	Cmp	Att	Int	Pct	Yds	Avg	TD	Yds/g
San José State	12	305	498	8	61.2	4,056	8.1	24	338.0
Hawai'i	15	396	635	17	62.4	5,056	8.0	42	337.1
Colorado State	12	280	446	11	62.8	3,663	8.2	21	305.3
Utah State	13	315	504	18	62.5	3,628	7.2	22	279.1
Boise State	14	287	465	11	61.7	3,664	7.9	31	261.7
Nevada	13	310	500	13	62.0	3,246	6.5	14	249.7
Fresno State	12	241	373	11	64.6	2,721	7.3	17	226.8
UNLV	12	208	388	12	53.6	2,474	6.4	20	206.2
San Diego State	13	253	397	6	63.7	2,634	6.6	15	202.6
New Mexico	12	163	331	15	49.2	2,340	7.1	13	195.0
Wyoming	13	120	256	9	46.9	1,770	6.9	11	136.2
Air Force	13	68	126	6	54.0	1,602	12.7	14	123.2

■ Pass Defense

	G	Cmp	Att	Int	Pct	Yds	Avg	TD	Yds/g
Fresno State	14	231	447	19	51.7	2,652	5.9	15	189.4
Wyoming	12	241	394	10	61.2	2,360	6.0	15	196.7
San Diego State	13	242	401	10	60.3	3,001	7.5	18	230.8
Colorado State	12	192	304	7	63.2	2,789	9.2	30	232.4
Boise State	13	240	382	7	62.8	3,029	7.9	17	233.0
Hawai'i	14	242	395	5	61.3	3,291	8.3	28	235.1
Utah State	13	244	455	22	53.6	3,074	6.8	18	236.5
Air Force	12	200	326	7	61.3	2,928	9.0	23	244.0
Nevada	13	266	449	11	59.2	3,192	7.1	28	245.5
New Mexico	12	209	362	9	57.7	3,072	8.5	23	256.0
UNLV	12	225	381	10	59.1	3,211	8.4	29	267.6
San José State	12	252	418	13	60.3	3,407	8.2	31	283.9

■ Rushing Offense

	G	No	Yds	Avg	TD	Yds/g
Air Force	13	755	3,881	5.1	41	298.5
Wyoming	13	575	2,792	4.9	27	214.8
New Mexico	12	501	2,463	4.9	20	205.3
UNLV	12	443	2,018	4.6	17	168.2
Boise State	14	529	2,342	4.4	27	167.3
Fresno State	12	394	1,911	4.9	27	159.3
Utah State	13	461	1,979	4.3	18	152.2
San Diego State	13	536	1,827	3.4	12	140.5
Hawai'i	15	421	2,009	4.8	21	133.9
Colorado State	12	395	1,586	4.0	18	132.2
Nevada	13	446	1,503	3.4	16	115.6
San José State	12	307	1,073	3.5	19	89.4

■ Rushing Defense

	G	No	Yds	Avg	TD	Yds/g
San Diego State	13	356	980	2.8	8	75.4
Air Force	13	375	1,307	3.5	11	100.5
Wyoming	13	477	1,392	2.9	10	107.1
Boise State	14	454	1,578	3.5	19	112.7
Nevada	13	450	1,940	4.3	18	149.2
Fresno State	12	445	1,927	4.3	24	160.6
New Mexico	12	456	1,971	4.3	22	164.3
UNLV	12	435	2,234	5.1	28	186.2
Colorado State	12	495	2,350	4.7	23	195.8
Utah State	13	611	2,625	4.3	29	201.9
Hawai'i	15	545	3,042	5.6	37	202.8
San José State	12	578	2,785	4.8	30	232.1

■ Total Offense

	G	Rush	Pass	Plays	Yds	Avg/P	TD	Yds/g
Hawai'i	15	2,009	5,056	1,056	7,065	6.7	63	471.0
Colorado State	12	1,586	3,663	841	5,249	6.2	39	437.4
Utah State	13	1,979	3,628	965	5,607	5.8	40	431.3
Boise State	14	2,342	3,664	994	6,006	6.0	58	429.0
San José State	12	1,073	4,056	805	5,129	6.4	43	427.4
Air Force	13	3,881	1,602	881	5,483	6.2	55	421.8
New Mexico	12	2,463	2,340	832	4,803	5.8	33	400.3
Fresno State	12	1,911	2,721	767	4,632	6.0	44	386.0
UNLV	12	2,018	2,474	831	4,492	5.4	37	374.3
Nevada	13	1,503	3,246	946	4,749	5.0	30	365.3
Wyoming	13	2,792	1,770	831	4,562	5.5	38	350.9
San Diego State	13	1,827	2,634	933	4,461	4.8	27	343.2

■ Total Defense

	G	Rush	Pass	Plays	Yds	Avg/P	TD	Yds/g
San Diego State	13	980	2,761	804	3,741	4.7	18	287.8
Air Force	13	1,307	2,848	752	4,155	5.5	32	319.6
Boise State	14	1,578	3,270	928	4,848	5.2	39	346.3
Wyoming	13	1,392	3,337	941	4,729	5.0	25	363.8
Colorado State	12	2,350	2,179	811	4,529	5.6	42	377.4
Nevada	13	1,940	3,261	857	5,201	6.1	49	400.1
Fresno State	12	1,927	3,110	879	5,037	5.7	44	419.8
Hawai'i	15	3,042	3,428	1,029	6,470	6.3	60	431.3
Utah State	13	2,625	3,102	1,016	5,727	5.6	49	440.5
UNLV	12	2,234	3,074	848	5,308	6.3	44	442.3
San José State	12	2,785	2,540	918	5,325	5.8	46	443.8
New Mexico	12	1,971	3,857	868	5,828	6.7	56	485.7

■ Pass Efficiency

	G	Cmp	Att	Int	Pct	Yds	TD	Effic
Air Force	13	68	126	6	54.0	1,602	14	187.9
Hawai'i	15	396	635	17	62.4	5,056	42	145.7
Boise State	14	287	465	11	61.7	3,664	31	145.2
San José State	12	305	498	8	61.2	4,056	24	142.4
Colorado State	12	280	446	11	62.8	3,663	21	142.4
Fresno State	12	241	373	11	64.6	2,721	17	135.0
Utah State	13	315						

2019 MW Statistics



10 STRAIGHT BOWL GAME APPEARANCES ▶ 21 CONFERENCE CHAMPIONSHIPS

■ Pass Efficiency Defense

	G	Cmp	Att	Int	Pct	Yds	TD	Effic
San Diego State	13	265	448	18	59.2	2,761	10	110.3
Wyoming	13	266	464	12	57.3	3,337	15	123.2
Boise State	14	271	474	10	57.2	3,270	20	124.8
Hawai'i	15	286	484	14	59.1	3,428	23	128.5
San José State	12	208	340	16	61.2	2,540	16	130.0
UNLV	12	245	413	9	59.3	3,074	16	130.3
Colorado State	12	183	316	6	57.9	2,179	19	131.9
Fresno State	12	268	434	11	61.8	3,110	20	132.1
Utah State	13	241	405	11	59.5	3,102	20	134.7
Air Force	13	238	377	7	63.1	2,848	21	141.3
Nevada	13	246	407	11	60.4	3,261	31	147.5
New Mexico	12	258	412	4	62.6	3,857	34	166.6

■ Rushing Yards/Game

	G	No	Yds	Avg	TD	Long	Yds/g
1. VALLADAY, Xazavian (WY)	12	247	1265	5.1	6	62	105.4
2. WILLIAMS, Charles (LV)	12	212	1257	5.9	11	80	104.8
3. DAVIS, Ahmari (NM)	9	140	832	5.9	7	67	92.4
4. REMSBERG, Kadin (AF)	13	181	1050	5.8	8	29	80.8
5. RIVERS, Ronnie (FS)	12	177	899	5.1	13	55	74.9

12. WASHINGTON, Juwan (SD)	9	150	500	3.3	2	30	55.6

■ Passing Yards/Game

	G	C-A-I	Pct	Yds	TD	Avg/g	Effic
1. LOVE, Josh (SJ)	12	293-481-8	60.9	3,923	22	326.9	141.2
2. MCDONALD, Cole (UH)	14	326-511-14	63.8	4,135	33	295.4	147.6
3. LOVE, Jordan (US)	13	293-473-17	61.9	3,402	20	261.7	129.1
4. O'BRIEN, Patrick (CS)	11	209-338-7	61.8	2,803	13	254.8	140.0
5. STRONG, Carson (NV)	10	237-374-7	63.4	2,335	11	233.5	121.8

7. AGNEW, Ryan (SD)	12	234-371-6	63.1	2,462	14	205.2	128.0

■ Total Offense/Game

	G	Rush	Pass	Plays	Total	Yds/g
1. MCDONALD, Cole (UH)	14	383	4,135	612	4,518	322.7
2. LOVE, Josh (SJ)	12	-88	3,923	506	3,835	319.6
3. LOVE, Jordan (US)	13	175	3,402	554	3,577	275.2
4. O'BRIEN, Patrick (CS)	11	-21	2,803	401	2,782	252.9
5. REYNA, Jorge (FS)	12	264	2,655	463	2,919	243.3

7. AGNEW, Ryan (SD)	12	116	2,462	443	2,578	214.8

■ Receptions/Game

	G	Rec	Yds	TD	Avg/c	Avg/g	Rec/g
1. WALKER, Tre (SJ)	10	79	1,161	2	14.7	116.1	7.9
2. JACKSON, Warren (CS)	10	77	1,119	8	14.5	111.9	7.7
3. BYRD II, Cedric (UH)	15	98	1,097	10	11.2	73.1	6.5
4. COOKS, Elijah (NV)	13	76	926	8	12.2	71.2	5.9
5. SHARSH, Jason (UH)	15	87	913	5	10.5	60.9	5.8
SMART, Jared (UH)	15	87	1,129	5	13.0	75.3	5.8

10. SMITH, Kobe (SD)	13	58	691	4	11.9	53.2	4.5

■ Reception Yards/Game

	G	Rec	Yds	TD	Avg/c	Rec/g	Avg/g
1. WALKER, Tre (SJ)	10	79	1,161	2	14.7	7.9	116.1
2. JACKSON, Warren (CS)	10	77	1,119	8	14.5	7.7	111.9
3. MARINER, Siaosi (US)	13	63	987	10	15.7	4.8	75.9
4. WARD, JoJo (UH)	15	65	1,134	11	17.4	4.3	75.6
5. SMART, Jared (UH)	15	87	1,129	5	13.0	5.8	75.3

17. SMITH, Kobe (SD)	13	58	691	4	11.9	4.5	53.2

■ All-Purpose Yards/Game

	G	Rush	Rcv	PR	KR	Yds	Avg/g
1. VALLADAY, Xazavian (WY)	12	1,265	211	0	13	1,489	124.1
2. HIGHTOWER, John (BS)	14	154	943	0	639	1,736	124.0
3. WALKER, Tre (SJ)	10	0	1,161	0	0	1,161	116.1
4. RIVERS, Ronnie (FS)	12	899	348	120	0	1,367	113.9
5. JACKSON, Warren (CS)	10	0	1,119	0	0	1,119	111.9

22. BYRD, Jordan (SD)	12	355	64	93	319	831	69.3

■ Punting Average

	G	Punt	Yds	Avg
1. STONEHOUSE, Ryan (CS)	12	49	2,274	46.4
2. DYER, Tyson (NM)	12	59	2,718	46.1
3. HEICKLEN, Brandon (SD)	13	74	3,347	45.2
4. SCRUTON, Ben (UH)	11	20	882	44.1
5. HICKEN, Hayes (LV)	12	66	2,861	43.3

■ Scoring/Game

	G	TD	FG	XPT	Pts	Pts/g
1. EBERLE, Dominik (US)	13	0	21	45	108	8.3
2. MERCURIO, Matt (SJ)	12	0	20	37	97	8.1
3. RIVERS, Ronnie (FS)	12	16	0	0	96	8.0
4. SACHSE, Eric (BS)	14	0	14	61	103	7.4
5. ARAIZA, Matt (SD)	13	0	22	28	94	7.2

■ Kick Return Average

	G	Returns	Yards	TD	Long	Avg
1. SCARVER, Savon (US)	12	22	613	2	100	27.9
2. HAWKINS, Anthony (CS)	12	21	545	1	99	26.0
3. HIGHTOWER, John (BS)	14	26	639	1	98	24.6
4. VICTOR, Lincoln (UH)	12	22	494	0	37	22.5
5. COLLINS, Tyleek (LV)	9	14	304	0	31	21.7

7. BYRD, Jordan (SD)	12	15	319	0	34	21.3

■ Punt Return Average

	G	Returns	Yards	TD	Long	Avg
1. WILLIAMS, Avery (BS)	14	22	290	2	74	13.2
2. CONWAY, Austin (WY)	13	34	366	0	45	10.8
3. BYRD, Jordan (SD)	12	12	93	0	17	7.8
4. WRIGHT, Dante (CS)	12	19	135	0	27	7.1
5. MATTHEWS, Jesse (SD)	13	12	78	0	25	6.5

■ Field Goal/Game

	G	FG	FGA	Pct	Made/G	Long
1. ARAIZA, Matt (SD)	13	22	26	84.6	1.7	48
2. MERCURIO, Matt (SJ)	12	20	24	83.3	1.7	49
3. EBERLE, Dominik (US)	13	21	24	87.5	1.6	48
4. TALTON, Brandon (NV)	13	21	25	84.0	1.6	56
5. ROTHE, Cooper (WY)	13	15	22	68.2	1.2	53

■ Tackles/Game

	G	Solo	Asst	Total	Avg/g	Sacks
1. AGUAYO, Ethan (SJ)	9	47	55	102	11.3	2.0
2. HALLIBURTON, Aijah (WY)	13	73	57	130	10.0	2.0
3. HICKS, Jamal (CS)	12	59	58	117	9.8	1.5
4. RICE, Justin (FS)	12	65	47	112	9.3	3.0
5. JACKSON, Rayshad (LV)	12	61	38	99	8.3	2.0

10. TEZINO, Kyahva (SD)	13	43	56	51	7.6	3.5

■ Tackles For Loss/Game

	G	Solo	Asst	Yds	Tot	Avg/g
1. WEAVER, Curtis (BS)	14	16	5	100	18.5	1.32
2. PETERSON, Dom (NV)	12	14	2	69	15.0	1.25
3. JACKSON, Rayshad (LV)	12	12	4	43	14.0	1.17
4. BANKS, Keshawn (SD)	13	10	7	50	13.5	1.04
5. HATADA, Chase (BS)	13	12	2	46	13.0	1.00

9. TEZINO, Kyahva (SD)	13	7	7	51	10.5	0.81

■ Sacks/Game

	G	Solo	Asst	Yds	Tot	Avg/g
1. WEAVER, Curtis (BS)	14	13	1	85	13.5	0.96
2. PETERSON, Dom (NV)	12	9	0	58	9.0	0.75
3. BYRD, Solomon (WY)	12	5	3	44	6.5	0.54
4. HEARN, Jacobi (NM)	12	6	0	44	6.0	0.50
5. HATADA, Chase (BS)	13	6	0	27	6.0	0.46

10. THOMAS, Cameron (SD)	13	3	5	25	5.5	0.42

■ Interceptions

	G	Int	Yds	TD	Long	Int/g
1. BARCOO, Luq (SD)	13	9	5	0	5	0.69
2. BROWN, Daniel (NV)	10	4	24	0	22	0.40
3. FLOWERS, Jericho (LV)	12	4	45	0	35	0.33
EZELL, Brandon (SJ)	12	4	10	0	10	0.33
5. THOMPSON, Tariq (SD)	13	4	5	0	5	0.31
WILSON, Logan (WY)	13	4	47	1	21	0.31

■ Passes Defended/Game

	G	PBU	Int	Total	Avg/g
1. BARCOO, Luq (SD)	13	16	9	25	1.92
2. HALL, Darren (SD)	12	16	1	17	1.42
3. FLOWERS, Jericho (LV)	12	12	4	16	1.33
4. LEWIS, Zane (AF)	13	15	1	16	1.23
5. WHITE, Javin (LV)	12	11	3	14	1.17

8. THOMPSON, Tariq (SD)	13	8	4	12	0.92

2019 Game Recaps



10 STRAIGHT BOWL GAME APPEARANCES ▶ 21 CONFERENCE CHAMPIONSHIPS



Weber State

0

0-1 / 0-0 BSC



San Diego State

6

1-0 / 0-0 MW

Aug. 31, 2019 | SDCCU Stadium | San Diego, Calif.



▶▶ TEAM STATISTICS

	WSU	SDSU
FIRST DOWNS	5	14
Rushing	2	9
Passing	3	5
Penalty	0	0
NET YARDS RUSHING	35	130
Rushing Attempts	19	43
Average Per Rush	1.8	3.0
Rushing Touchdowns	0	0
Yards Gained Rushing	49	160
Yards Lost Rushing	14	30
NET YARDS PASSING	119	108
Completions-Attempts-Int	21-32-1	16-30-0
Average Per Attempt	3.7	3.6
Average Per Completion	5.7	6.8
Passing Touchdowns	0	0
TOTAL OFFENSE YARDS	154	238
Total Offense Plays	51	73
Average Gain Per Play	3.0	3.3
Fumbles: Number-Lost	0-0	2-1
Penalties: Number-Yards	5-31	2-10
PUNTS-YARDS	10-431	9-441
Average Yards Per Punt	43.1	49.0
Net Yards Per Punt	40.3	45.3
KICKOFFS-YARDS	1-65	3-195
Average Yards Per Kickoff	65.0	65.0
Net Yards Per Kickoff	40.0	36.3
Touchbacks	1	1
Punt Returns: Number-Yds-TD	3-13-0	5-28-0
Kickoff Ret.: Number-Yds-TD	2-61-0	0-0-0
Interceptions: Number-Yds-TD	0-0-0	1-0-0
Fumble Ret.: Number-Yds-TD	0-0-0	0-0-0
Possession Time	27:58	32:02
Third-Down Conversions	3 of 15	5 of 20
Fourth-Down Conversions	0 of 2	1 of 3
Red-Zone Scores-Chances	0-0	2-3
Touchdowns	0-0	0-3
Field Goals	0-0	2-3
Sacks By: Number-Yards	1-8	0-0
PAT Kicks	0-0	0-0
Field Goals	0-0	2-2
Points Off Turnovers	0	0

▶▶ GAME NOTES

- Shutout City**
- ▶ The Aztecs recorded their first shutout since beating Hawaii, 55-0, on Nov. 5, 2016.
 - ▶ **San Diego State allowed just five first downs to Weber State, the fewest allowed in its Division I era (since 1969).**
 - ▶ The six combined points are the fewest in an Aztec game in their Division I era (since 1969) (previous low was seven in a 7-0 win over UNLV on Nov. 8, 2003).
 - ▶ The game was just the third 6-0 score in FBS play since 2000.
 - ▶ San Diego State led wire-to-wire for the first time since defeating New Mexico, 35-10, on Nov. 24, 2017.
 - ▶ It was the Aztecs' shortest game time wise (2:41) since Nov. 18, 2006 against TCU (2:40).
 - ▶ Out of Weber State's 51 plays, only one was inside SDSU territory, where the Aztecs stopped the Wildcats on fourth-and-1 on the SDSU 43.
 - ▶ It was the 13th time since 2015 (55 games) that SDSU held an opponent to single-digits in scoring.
 - ▶ San Diego State improved to 51-42-5 all-time in season-opening games, including a 26-24-1 mark in the Division I era (since 1969).
 - ▶ SDSU won its fifth straight opener that has been played at home.

SAN DIEGO -- Redshirt freshman Matt Araiza kicked two field goals and the San Diego State defense did the rest, as the Aztecs grinded out a tough 6-0 victory over Weber State in front of 40,222 fans at SDCCU Stadium.

The Aztecs (1-0) limited the Wildcats (0-1) to 154 total yards and five first downs to win their fifth straight season-opening game played at home. Weber State gained 35 yards rushing on 19 attempts, crossing midfield just once the entire evening.

SDSU, which totaled just 16 snaps on its first five possessions, finally generated some offense of its own in the second quarter, advancing 53 yards in 12 plays into the red zone at the Wildcat 17. Jordan Byrd opened the drive with runs of 13 and 15 yards, respectively, while Ryan Agnew connected with Jesse Matthews for six yards on a key fourth-and-3 situation down to the WSU 29. Moments later, the Aztecs crept closer thanks to an 11-yard scamper by Chance Bell.

However, SDSU was unable to overcome McKade Mitton's sack of Agnew, salvaging three points on 34-yard field goal by Araiza with 4:41 left before intermission.

The score remained unchanged until Araiza split the uprights on a 29-yard field goal with just over four minutes elapsed in the fourth quarter, capping a 13-play, 40-yard march. Agnew kept the drive alive with a 12-yard scramble, as well as a 12-yard completion to Daniel Bellinger on a dangerous cross-field pass when it appeared the Aztec signal-caller would step out of bounds.

SDSU managed to move the chains further to the Wildcat 13 after Agnew bolted around left end and reached across the marker for a first down. However, the Aztecs could not find the end zone, as three straight rushes netted one yard.

After setting up shop on their own 35 following an SDSU punt, the Wildcats went for broke on the first play, but **Tariq Thompson** made a spectacular leaping interception of Wildcat quarterback Jake Constantine, who underthrew his intended receiver David Ames at the Aztec 35.

San Diego State could not put the victory on ice just yet, as Weber State forced a three-and-out, getting the ball back its own 21 with two minutes to go in the contest. After two passes gained just six yards, however, the Aztec defense came through once again, with Thompson fittingly breaking up the Wildcats' last gasp on fourth down.

The two teams combined for 19 punts in a game that took only 2 hours and 41 minutes to complete. Brandon Heicklen consistently flipped field position with an average of 49.0 yards on nine kicks, matching his career-best with a 58-yarder in the first quarter.

Despite running 22 more plays than the Wildcats (73-51), SDSU gained just 238 yards for the game, running for 130 yards on 43 attempts.

Individually, Washington finished with 55 yards on 22 carries, while Byrd totaled 50 yards on five rushes. In addition, Agnew completed 16 of 30 passes for an economical 108 yards, with Matthews, Kothe and Washington hauling in three receptions apiece.

On the other side of the ball, Dwayne Johnson Jr. led the Aztec defense with a career-high 12 tackles, including six solo efforts, while Troy Cassidy made seven stops of his own. Not to be outdone, Thompson tied his personal-best with three pass breakups.

▶▶ SCORING SUMMARY

Qtr	Time	Team	Scoring Play	Plays	TOP	Score
2nd	4:41	SDSU	Araiza 34-yd field goal	12-53	5:19	0-3
4th	10:51	SDSU	Araiza 29-yd field goal	13-40	5:58	0-3

▶▶ INDIVIDUAL STATISTICS

WEBER STATE						SAN DIEGO STATE					
Rushing	Att	Yds	TD	Long	Avg	Rushing	Att	Yds	TD	Long	Avg
Jackson, K.	3	14	0	7	4.7	Washington	22	55	0	18	2.5
Constantine	3	8	0	10	2.7	Byrd	5	50	0	23	10.0
Davis	8	7	0	12	0.9	Bell, C.	3	18	0	11	6.0
Smith	3	7	0	5	2.3	Agnew	9	13	0	14	1.4
Jenks	1	0	0	0	0.0	Heicklen	1	-2	0	0	-2.0
Shaheed	1	-1	0	0	-1.0	Team	3	-4	0	0	-1.3
Totals	19	35	0	12	1.8	Totals	43	130	0	23	3.0
Passing						Passing					
C-A-I	Yds	TD	Long	Sack		C-A-I	Yds	TD	Long	Sack	
Constantine	21-31-1	119	0	31	0	Agnew	16-30-0	108	0	12	1
Ames	0-1-0	0	0	0	0	Totals	16-30-0	108	0	12	1
Totals	21-32-1	119	0	31	0						
Receiving						Receiving					
No.	Yds	TD	Long			No.	Yds	TD	Long		
Malone	4	17	0	11		Matthews	3	25	0	11	
Ames	4	17	0	8		Kothe	3	24	0	11	
Smith	4	17	0	6		Washington	3	14	0	6	
Shaheed	3	11	0	5		Busbee	2	10	0	7	
Cooley	2	39	0	31		Houston	2	7	0	5	
Davis	2	3	0	3		Bellinger	1	12	0	12	
Jackson, I.	1	10	0	10		Dedeaux	1	8	0	8	
Jackson, K.	1	5	0	5		K. Smith	1	8	0	8	
Totals	21	119	0	31		Totals	16	108	0	12	

2019 Game Recaps



10 STRAIGHT BOWL GAME APPEARANCES ▶ 21 CONFERENCE CHAMPIONSHIPS



San Diego State **23**
2-0 / 0-0 MW



UCLA **14**
0-2 / 0-0 P12

Sept. 7, 2019 | Rose Bowl Stadium | Pasadena, Calif. | Pac-12 Network



▶ TEAM STATISTICS

	SDSU	UCLA
FIRST DOWNS	22	16
Rushing	3	5
Passing	15	10
Penalty	4	1
NET YARDS RUSHING	80	62
Rushing Attempts	47	32
Average Per Rush	1.7	1.9
Rushing Touchdowns	1	1
Yards Gained Rushing	112	96
Yards Lost Rushing	32	34
NET YARDS PASSING	293	199
Completions-Attempts-Int	23-31-0	24-35-0
Average Per Attempt	9.5	5.7
Average Per Completion	12.7	8.3
Passing Touchdowns	1	1
TOTAL OFFENSE YARDS	373	261
Total Offense Plays	78	67
Average Gain Per Play	4.8	3.9
Fumbles: Number-Lost	1-0	4-2
Penalties: Number-Yards	5-50	7-52
PUNTS-YARDS	5-191	5-223
Average Yards Per Punt	38.2	44.6
Net Yards Per Punt	29.6	41.2
KICKOFFS-YARDS	6-367	3-195
Average Yards Per Kickoff	61.2	65.0
Net Yards Per Kickoff	38.8	40.0
Touchbacks	5	3
Punt Returns: Number-Yds-TD	1-17-0	2-43-0
Kickoff Ret: Number-Yds-TD	0-0-0	1-9-0
Interceptions: Number-Yds-TD	0-0-0	0-0-0
Fumble Ret.: Number-Yds-TD	1-3-0	0-0-0
Possession Time	38:16	21:44
Third-Down Conversions	6 of 15	5 of 14
Fourth-Down Conversions	0 of 0	0 of 2
Red-Zone Scores-Chances	3-4	2-2
Touchdowns	1-4	2-2
Field Goals	2-4	0-2
Sacks By: Number-Yards	3-18	2-16
PAT Kicks	2-2	2-2
Field Goals	3-4	0-1
Points Off Turnovers	10	0

▶ GAME NOTES

- Feels Like the First Time**
- ▶ San Diego State defeated UCLA for the first time in the 23 all-time series meetings between the two schools. The Aztecs series record against the Bruins is now 1-21-1.
 - ▶ The 22-game winless streak by an FBS opponent against another FBS opponent was the longest streak snapped since Kentucky ended a 31-game streak against Florida on Sept. 8, 2018.
 - ▶ San Diego State improved to 5-1 in its last six games against Pac-12 opponents. Since the start of the 2016 season, SDSU's five victories over Pac-12 opponents are the most for any G5 school against any Power 5 conference in the nation.
 - ▶ SDSU held UCLA to 14 points, its fewest in the series since 1933.
 - ▶ The 14 points allowed were SDSU's fewest allowed against a Power 5 school since giving up 14 to Wisconsin on Sept. 16, 2006.
- San Diego State held UCLA to its lowest total offense (261 yards) at home since Sept. 11, 2010 vs. No. 25 Stanford.**
- ▶ The Aztecs held the Bruins to 21:44 of time of possession, which is just the fifth time this century that UCLA had the ball for 21:44 or less in a home game.

PASADENA, Calif. -- San Diego State's dominance against Pac-12 Conference teams continued while the Aztecs (2-0) accomplished something that had alluded the program in its 97 years of existence.

Senior quarterback **Ryan Agnew** threw for a career-high 293 yards, redshirt freshman **Matt Araiza** booted three field goals and the Aztec defense limited UCLA to 261 yards and forced two turnovers as San Diego State defeated UCLA, 23-14, at the historic Rose Bowl.

The victory improved SDSU's record to 5-1 against Pac-10 competition since 2016, while breaking a 22-game series winless streak against the Bruins (SDSU entered the game 0-21-1 against UCLA (0-2)).

After UCLA took a 7-0 lead on its first possession, the Aztecs put together a 14-play, 75-yard drive to tie the game with running back **Chase Jasmin** scoring from two yards out.

On the next possession, Aztec **Dwayne Johnson** delivered a jarring hit forcing a fumble that was recovered by Warrior **Tariq Thompson** and provided SDSU the ball at its 48-yard line. Seven plays later, the Aztecs took the lead for good when **Araiza** booted a 43-yard field goal late in the opening quarter.

After a scoreless second quarter, SDSU forced a second turnover on UCLA's opening drive after intermission. Linebacker **Kyahva Tezino's** sack dislodged the ball and linebacker **Caden McDonald** made the recovery. It took the Aztecs just two plays to cash in as **Agnew** scrambled to his left and found receiver **Kobe Smith**, who got behind the defense and dragged multiple UCLA defenders the final five yards to complete the 34-yard touchdown.

Smith had a remarkable day, catching seven passes for 131 yards in addition to the touchdown reception. In his previous 13 games, he had nine catches for 121 yards.

Trailing by 10 points, UCLA quickly marched down the field, going 75 yards and pulling within 17-14 following a 20-yard touchdown pass.

UCLA would not reach San Diego State territory again.

San Diego State added a pair of field goals for insurance. Late in the third quarter, the Aztecs put pass completions together of 19, 21 and 15 yards and settled for a 31-yard field goal to go up, 20-14.

The Aztecs completed the scoring midway through the fourth quarter, going 65 yards on 12 plays, using up 6:54 of the play clock and finishing with a 25-yard field goal.

In the fourth quarter, with UCLA trying to mount a comeback, the Aztecs allowed just 45 yards of total offense on 17 plays.

Warrior **Taylor Hawkins** led the Aztecs with a career-high 10 tackles, including two tackles for loss. **Tezino** added nine tackles, 1.5 TFL, a sack and a forced fumble, while **Johnson** (7 TCK, 1 FF, 1 PBU) and **Thompson** (6 TCK, 1 FR, 1 PBU) also had stellar games.

▶ SCORING SUMMARY

Qtr	Time	Team	Scoring Play	Plays	TOP	Score
1st	12:03	UCLA	Kelley 5-yd run (Molson kick)	4-41	1:18	0-7
1st	4:50	SDSU	Jasmin 2-yd run (Araiza kick)	14-75	7:13	7-7
1st	0:50	SDSU	Araiza 43-yd field goal	7-26	3:12	10-7
3rd	12:50	SDSU	K. Smith 34-yd pass f. Agnew (Araiza kick)	2-36	0:46	17-7
3rd	8:12	UCLA	Dulcich 20-yd pass f. Thomp.-Robinson (Molson kick)	14-75	4:38	17-14
3rd	0:21	SDSU	Araiza 31-yd field goal	11-58	4:20	20-14
4th	5:29	SDSU	Araiza 25-yd field goal	12-65	6:54	23-14

▶ INDIVIDUAL STATISTICS

SAN DIEGO STATE						UCLA					
Rushing	Att	Yds	TD	Long	Avg	Rushing	Att	Yds	TD	Long	Avg
Washington	20	41	0	10	2.0	Kelley	15	53	1	12	3.5
Byrd	10	19	0	6	1.9	Felton	10	28	0	9	2.8
Agnew	8	19	0	19	2.4	Thomp.-Robinson	7	-19	0	3	-2.7
Jasmin	3	3	1	3	3.0	Totals	32	62	1	12	1.9
Bell, C.	3	1	0	3	0.3						
Team	3	-3	0	0	-1.0						
Totals	47	80	1	19	1.7						

Passing						Receiving					
C-A-I	Yds	TD	Long	Sack		No.	Yds	TD	Long		
Agnew	25-31-0	293	1	34	2	Felton	7	36	0	11	
Totals	25-31-0	293	1	34	2	Asiasi	4	43	0	17	

Receiving					
No.	Yds	TD	Long		
Smith, K.	7	131	1	34	
Matthews	5	59	0	20	
Washington	4	34	0	21	
Byrd	4	32	0	20	
Houston	1	19	0	19	
Jasmin	1	11	0	11	
Kothe	1	7	0	7	
Totals	23	293	1	34	

2019 Game Recaps



10 STRAIGHT BOWL GAME APPEARANCES ▶ 21 CONFERENCE CHAMPIONSHIPS



San Diego State 31

3-0 / 0-0 MW



New Mexico State 10

0-3

Sept. 14, 2019 | Aggie Memorial Stadium | Las Cruces, N.M. | FSAZ+



▶▶ TEAM STATISTICS

	SDSU	NMSU
FIRST DOWNS	24	17
Rushing	17	4
Passing	7	13
Penalty	0	0
NET YARDS RUSHING	281	25
Rushing Attempts	47	24
Average Per Rush	6.0	1.0
Rushing Touchdowns	3	0
Yards Gained Rushing	292	80
Yards Lost Rushing	11	55
NET YARDS PASSING	116	299
Completions-Attempts-Int	17-26-1	26-41-2
Average Per Attempt	4.5	7.3
Average Per Completion	6.8	11.5
Passing Touchdowns	1	1
TOTAL OFFENSE YARDS	397	324
Total Offense Plays	73	65
Average Gain Per Play	5.4	5.0
Fumbles: Number-Lost	0-0	3-2
Penalties: Number-Yards	7-41	8-68
PUNTS-YARDS	5-203	4-177
Average Yards Per Punt	40.6	44.2
Net Yards Per Punt	32.4	43.2
KICKOFFS-YARDS	6-390	3-193
Average Yards Per Kickoff	65.0	64.3
Net Yards Per Kickoff	40.0	43.0
Touchbacks	6	2
Punt Returns: Number-Yds-TD	1-4-0	2-16-0
Kickoff Ret.: Number-Yds-TD	1-14-0	0-0-0
Interceptions: Number-Yds-TD	2-17-0	1-3-0
Fumble Ret.: Number-Yds-TD	1-45-0	0-0-0
Possession Time	35:04	24:56
Third-Down Conversions	7 of 14	6 of 14
Fourth-Down Conversions	1 of 2	1 of 2
Red-Zone Scores-Chances	4-4	0-1
Touchdowns	4-4	0-1
Field Goals	0-4	0-1
Sacks By: Number-Yards	6-40	0-0
PAT Kicks	4-4	1-1
Field Goals	1-1	1-1
Points Off Turnovers	14	0

▶▶ GAME NOTES

Aztecs Stay Undefeated

▶ SDSU improved to 3-0 for the third time in four seasons but just the fifth time since joining a major Division I conference (the Aztecs joined the WAC prior to the 1978 season).

▶ SDSU had multiple 100-yard rushers (Jordan Byrd - 118 and Chance Bell - 116) for the 30th time in program history. The Aztecs are now 29-1 in school history when having multiple 100-yard rushers in the same game.

▶ This is the first time an Aztec team has started with a 3-0 record with at least two of those victories coming on the road since 1981.

▶ Byrd and Bell became the 78th and 79th different 100-yard rushers in program history.

▶ San Diego State won its 13th consecutive game played during the month of September, which is the third-longest active streak in the country (Clemson (20), Alabama (17)).

▶ The Aztecs improved to 2-0 on the road in 2019 and 10-3 in their last 13 road games (with two Power 5 wins) and 17-5 in the last 22.

▶ San Diego State has won six straight games in the Mountain Time Zone.

LAS CRUCES, N.M. -- Jordan Byrd and Chance Bell combined for 244 yards and three touchdowns on the ground, and the San Diego State defense forced four turnovers in a 31-10 win over New Mexico State in Las Cruces, N.M.

Byrd, an Albuquerque, N.M., native, rushed for 118 yards and two touchdowns on 22 carries (5.4 avg.), while Bell chipped in with 116 yards and a touchdown on 17 attempts (6.8 avg.) as the duo each broke 100 yards for the first time of their career. It was the 30th time in program history that the Aztecs (3-0) had multiple 100-yard rushers in the same game.

SDSU outrushed the Aggies (0-3), 291-30, and dominated the time of possession, 35:04-22:20. San Diego State improved to 42-2 over the last 44 times it rushed for at least 200 yards.

Ryan Agnew finished 16-for-25 for 106 yards and a touchdown, as the Aztecs only passed four times in the second half.

Defensively, SDSU picked off NMSU quarterback Josh Adkins two times and recovered a pair of fumbles. San Diego State also finished with seven sacks, its most since also recording seven vs. Houston in the 2016 Las Vegas Bowl.

San Diego State jumped out to a 24-0 lead, first taking advantage of a New Mexico State fumble inside its own 5-yard line. On a third-and-goal situation from the 2, Agnew found a leaping Daniel Bellinger, who somehow pulled the ball down through the crowd for his first career touchdown.

In the second quarter, the Aztecs put together an impressive 11-play, 80-yard drive over 6:37, ending with a 1-yard touchdown run by Byrd.

SDSU put together a nice drive to end the half, starting at the Aggie 48 with 1:01 left, finishing with a 40-yard field goal by Matt Araiza and giving SDSU a 17-0 lead at the half.

Early in the third quarter, Kyahva Tezino picked off Adkins and got all the way to the NMSU 29-yard line. Two plays later, Byrd punched it in from seven yards out for his first career multi-touchdown game.

New Mexico State stopped the bleeding with a 11-play, 75-yard drive, when Adkins found a streaking Robert Downs III for a 35-yard touchdown strike.

Down, 24-7, the Aggies rounded out the third quarter with a 46-yard field goal by Dylan Brown.

The Aztecs, however, answered with an 8-play, 75-yard drive, culminating with an 18-yard touchdown run by Bell for the final points of the game.

SDSU improved to 3-0 for the third time in the last four seasons.

▶▶ SCORING SUMMARY

Qtr	Time	Team	Scoring Play	Plays	TOP	Score
1st	10:18	SDSU	Bellinger 2-yd pass f. Agnew (Araiza kick)	3-3	1:24	7-0
2nd	9:55	SDSU	Byrd 1-yd run (Araiza kick)	12-80	6:37	14-0
2nd	0:01	SDSU	Araiza 40-yd field goal	6-26	1:00	17-0
3rd	8:43	SDSU	Byrd 7-yd run (Araiza kick)	2-29	0:32	24-0
3rd	4:55	NMSU	Downs III 35-yd pass f. Adkins (Brown kick)	11-75	3:48	24-7
3rd	0:23	NMSU	Brown 46-yd field goal	7-46	2:11	24-10
4th	11:11	SDSU	Bell 18-yd run (Araiza kick)	8-75	4:23	31-10

▶▶ INDIVIDUAL STATISTICS

SAN DIEGO STATE

Rushing	Att	Yds	TD	Long	Avg
Byrd	22	118	2	16	5.4
Bell, C.	17	116	1	22	6.8
Jasmin	5	29	0	14	5.8
Agnew	3	18	0	7	6.0
Totals	47	281	3	22	6.0

Passing	C-A-I	Yds	TD	Long	Sack
Agnew	17-26-1	116	1	14	0
Totals	17-26-1	116	1	14	0

Receiving	No.	Yds	TD	Long
Kothe	4	34	0	14
Matthews	4	31	0	10
Smith, K.	3	26	0	13
Byrd	3	6	0	4
Bellinger	2	16	1	14
Houston	1	3	0	3
Totals	17	116	1	14

NEW MEXICO STATE

Rushing	Att	Yds	TD	Long	Avg
Huntley	8	36	0	22	4.5
Gibson	2	8	0	11	4.0
Mitchell	1	7	0	7	7.0
Adkins	13	-26	0	7	-2.0
Totals	24	25	0	22	1.0

Passing	C-A-I	Yds	TD	Long	Sack
Adkins	26-41-2	299	1	35	6
Totals	26-41-2	299	1	35	6

Receiving	No.	Yds	TD	Long
Nicholson	7	78	0	20
Clark	6	52	0	14
Lottie	5	29	0	9
Huntley	3	27	0	18
Downs III	1	35	1	35
Wyatt	1	35	0	35
Mitchell	1	34	0	34
Holebrook	1	9	0	9
Dan	1	0	0	9
Totals	26	299	1	35

2019 Game Recaps



10 STRAIGHT BOWL GAME APPEARANCES ▶ 21 CONFERENCE CHAMPIONSHIPS



Utah State

23

2-1 / 1-0 MW



San Diego State

17

3-1 / 0-1 MW

Sept. 21, 2019 | SDCCU Stadium | San Diego, Calif. | CBSSN



▶▶ TEAM STATISTICS

	USU	SDSU
FIRST DOWNS	23	25
Rushing	6	10
Passing	16	14
Penalty	1	1
NET YARDS RUSHING	82	91
Rushing Attempts	27	46
Average Per Rush	3.0	2.0
Rushing Touchdowns	1	0
Yards Gained Rushing	97	174
Yards Lost Rushing	15	83
NET YARDS PASSING	293	281
Completions-Attempts-Int	30-47-0	20-37-1
Average Per Attempt	6.2	7.6
Average Per Completion	9.8	14.1
Passing Touchdowns	0	2
TOTAL OFFENSE YARDS	375	372
Total Offense Plays	74	83
Average Gain Per Play	5.1	4.5
Fumbles: Number-Lost	2-0	2-0
Penalties: Number-Yards	3-30	7-61
PUNTS-YARDS	4-159	4-157
Average Yards Per Punt	39.8	39.2
Net Yards Per Punt	36.5	39.2
KICKOFFS-YARDS	6-351	4-244
Average Yards Per Kickoff	58.5	61.0
Net Yards Per Kickoff	39.7	40.0
Touchbacks	1	1
Punt returns: Number-Yds-TD	0-0-0	2-13-0
Kickoff Ret.: Number-Yds-TD	3-59-0	5-88-0
Interceptions: Number-Yds-TD	1-48-1	0-0-0
Fumble Ret.: Number-Yds-TD	0-0-0	0-0-0
Possession Time	23:05	36:55
Third-Down Conversions	8 of 16	8 of 19
Fourth-Down Conversions	0 of 0	2 of 4
Red-Zone Scores-Chances	4-5	2-3
Touchdowns	1-5	1-3
Field Goals	3-5	1-3
Sacks By: Number-Yards	4-58	0-0
PAT Kicks	2-2	2-2
Field Goals	3-4	1-1
Points Off Turnovers	7	0

▶▶ GAME NOTES

Streaks Snapped

- ▶ 13-game winning streak in the month of September (only trailed Clemson (21) and Alabama (18) for the longest active streak in the country).
- ▶ 10-game winning streak against Utah State (the 10-game winning streak was the longest active streak for the Aztecs against any current FBS opponent). SDSU is now 12-2 all-time against the Aggies.
- ▶ 6-game winning streak in conference openers
- ▶ 5-game winning streak against teams in the Mountain time zone
- ▶ 3-game winning streak against teams from the state of Utah

The Aztecs held Utah State to 23 points (16 which came from the offense and special teams), its fewest in a game since a 26-20 loss vs. New Mexico State in the 2017 Arizona Bowl on Dec. 27. If you take away the seven points from the interception return for a touchdown, the Aggies' 16 points were their fewest since a 41-14 loss to Boise State on Oct. 28, 2017.

- ▶ San Diego State dropped to 34-6 the last 40 times it had more time of possession than its opponent.
- ▶ San Diego State's 16-play scoring drive to take a 3-0 lead was its longest since a 17-play drive vs. San José State on Oct. 20, 2018.

SAN DIEGO -- Despite maintaining a sizeable advantage in time of possession (36:55-23:05) and a slight edge in first downs (25-23), San Diego State was unable to overcome 23-3 deficit in a 23-17 loss to Utah State. It was just the second loss for the Aztecs (3-1, 0-1 MW) in 14 all-time meetings vs. the Aggies (2-1, 1-0 MW).

Ryan Agnew completed 20 of 37 passes for 281 yards and two touchdowns but threw a costly pick-six on SDSU's second possession of the game, forcing the Scarlet and Black to play catch-up for the remainder of the contest.

Still, the Aztecs had a chance to win late, scoring a pair of fourth-quarter touchdowns on fourth-down plays before their final drive was snuffed out.

San Diego State looked to establish control early from the opening kickoff, marching 70 yards in 16 plays to the Utah State 5 before settling for a 22-yard Matt Araiza field goal.

SDSU got the ball back after forcing a quick three-and-out, but three plays into the drive USU's Shaq Bond intercepted an Agnew pass and cut across the field through a swarm of would-be tacklers, sprinting down the left sideline into the end zone to put the visitors on top 7-3 with 6:55 to go in the opening period.

The Aggies increased their advantage to 13-3 in the second quarter on a pair of field goals by Dominik Eberle, who split the uprights from 30 and 29 yards out, respectively.

With halftime approaching, Utah State regained possession and needed just 44 seconds to cover 70 yards in seven plays, capped by Jaylin Warren's 11-yard burst into the end zone that tugged the margin to 20-3.

USU took the opening kickoff of the second half and advanced to the Aztec 15 before Eberle kicked a 32-yard field goal to give the Aggies a seemingly comfortable 23-3 cushion.

Unfazed, the Aztecs began their belated comeback attempt with another lengthy 79-yard march early in the fourth quarter, where Agnew found a wide-open **Kobe Smith** on a fourth-and-16 from the Aggie 25 to cut the deficit to 23-10.

After stopping Utah State, San Diego State State went 81 yards, including a 49-yard touchdown pass from Agnew to Isaiah Richardson on fourth-and-5, making it a 23-17 game.

USU had a chance to ice the game; however, Eberle's 42-yard field goal sailed wide right, giving the Aztecs one last shot with 1:18 to go.

SDSU gained 14 yards on Smith's first-down reception but after three straight incompletions, the Aztecs turned the ball over on an intentional grounding play.

Smith finished with seven catches for 102 yards to pace the Aztec offense.

On the other side of the ball, Darren Hall led the Scarlet and Black with nine tackles, including seven solo stops, while Kyahva Tezino made eight tackles of his own.

▶▶ SCORING SUMMARY

Qtr	Time	Team	Scoring Play	Plays	TOP	Score
1st	7:49	SDSU	Araiza 22-yd field goal	16-70	7:11	0-3
1st	6:00	USU	Bond 48-yd interception return (Eberle kick)	0-0	0:00	7-3
2nd	13:08	USU	Eberle 30-yd field goal	15-75	4:17	10-3
2nd	3:27	USU	Eberle 29-yd field goal	8-38	2:01	13-3
2nd	0:36	USU	Warren 11-yd run (Eberle kick)	7-80	0:39	20-3
3rd	10:53	USU	Eberle 32-yd field goal	13-57	4:00	23-3
4th	10:03	SDSU	K. Smith 25-yd pass f. Agnew (Araiza kick)	13-79	6:11	23-10
4th	5:19	SDSU	Richardson 49-yd pass f. Agnew (Araiza kick)	8-91	3:03	23-17

▶▶ INDIVIDUAL STATISTICS

UTAH STATE

Rushing	Att	Yds	TD	Long	Avg
Warren	17	74	1	12	4.4
Bright	6	18	0	12	3.0
Team	1	-1	0	0	-1.0
Love	3	-9	0	0	-3.0
Totals	27	82	1	12	3.0

Passing	C-A-I	Yds	TD	Long	Sack
Love	30-47-0	293	0	48	0
Totals	30-47-0	293	0	48	0

Receiving	No.	Yds	TD	Long
Mariner	7	74	0	16
Scarver	5	90	0	48
Terrell	4	33	0	12
Nathan	4	20	0	12
Warren	3	40	0	30
Repp	3	23	0	9
Thompkins	2	2	0	2
Compton	1	14	0	14
Bright	1	-3	0	0
Totals	30	293	0	48

SAN DIEGO STATE

Rushing	Att	Yds	TD	Long	Avg
Bell, C.	18	63	0	12	3.5
Jasmin	9	33	0	14	3.7
Byrd	10	20	0	6	2.0
Matthews	1	7	0	7	7.0
Agnew	8	-32	0	13	-4.0
Totals	46	91	0	14	2.0

Passing	C-A-I	Yds	TD	Long	Sack
Agnew	20-37-1	281	2	49	4
Totals	20-37-1	281	2	49	4

Receiving	No.	Yds	TD	Long
Smith, K.	7	102	1	25
Richardson	3	65	1	49
Bell, C.	3	31	0	20
Kothe	2	30	0	15
Dedeaux	2	18	0	12
Jasmin	2	15	0	11
Matthews	1	20	0	20
Totals	20	281	2	49

2019 Game Recaps



10 STRAIGHT BOWL GAME APPEARANCES ▶ 21 CONFERENCE CHAMPIONSHIPS



San Diego State 24
4-1 / 1-1 MW



Colorado State 10
1-5 / 0-2 MW

Oct. 5, 2010 | Canvas Stadium | Fort Collins, Colo. | ESPN2



▶ TEAM STATISTICS

	SDSU	CSU
FIRST DOWNS	14	13
Rushing	6	2
Passing	7	8
Penalty	1	3
NET YARDS RUSHING	91	18
Rushing Attempts	43	25
Average Per Rush	2.1	0.7
Rushing Touchdowns	0	0
Yards Gained Rushing	126	55
Yards Lost Rushing	35	37
NET YARDS PASSING	147	217
Completions-Attempts-Int	16-20-0	19-32-3
Average Per Attempt	7.3	6.8
Average Per Completion	9.2	11.4
Passing Touchdowns	3	1
TOTAL OFFENSE YARDS	238	235
Total Offense Plays	63	57
Average Gain Per Play	3.8	4.1
Fumbles: Number-Lost	0-0	1-1
Penalties: Number-Yards	7-55	5-33
PUNTS-YARDS	8-356	5-258
Average Yards Per Punt	44.5	51.6
Net Yards Per Punt	43.9	44.6
KICKOFFS-YARDS	5-300	3-136
Average Yards Per Kickoff	60.0	45.3
Net Yards Per Kickoff	40.0	26.0
Touchbacks	4	1
Punt Returns: Number-Yds-TD	2-15-0	3-5-0
Kickoff Ret.: Number-Yds-TD	2-33-0	0-0-0
Interceptions: Number-Yds-TD	3-5-0	0-0-0
Fumble Ret.: Number-Yds-TD	0-0-0	0-0-0
Possession Time	34:49	25:11
Third-Down Conversions	3 of 14	4 of 13
Fourth-Down Conversions	1 of 2	0 of 2
Red-Zone Scores-Chances	4-4	2-3
Touchdowns	3-4	1-3
Field Goals	1-4	1-3
Sacks By: Number-Yards	4-19	4-24
PAT Kicks	3-3	1-1
Field Goals	1-1	1-1
Points Off Turnovers	14	0

▶ GAME NOTES

Barcoo or Barthree?

- ▶ Luq Barcoo recorded three interceptions in consecutive plays, the most interceptions by an Aztec since current Atlanta Falcon Dontae Kazee had three vs. San Diego on Sept. 5, 2015.
- ▶ Dating back to at least 2012, Barcoo is the first FBS player with an interception in three consecutive plays.
- ▶ Barcoo is also the first player with an interception in three straight drives since Nevada's Dameon Baber did so on Nov. 5, 2015 vs. Fresno State.

San Diego State held Colorado State to just 18 rushing yards, its fewest in a game since recording 12 vs. No. 23 Utah on Dec. 20, 2014. It was the fewest the Rams have gained on the ground against an unranked team since gaining one yard vs. Miami (OH) on Sept. 18, 2010.

- ▶ The Aztecs held CSU to 235 yards of total offense, its fewest in a game since 225 vs. Colorado on Sept. 2, 2016.
- ▶ SDSU won its first three road games for just the second time in the last 38 seasons (also 2017).
- ▶ San Diego State won its seventh consecutive game in the Mountain Time Zone, which is the longest active streak in FBS play (since 1980).

FORT COLLINS, Colo. -- San Diego State forced four turnovers, including three interceptions by **Luq Barcoo** on consecutive plays, and used an efficient game by quarterback Ryan Agnew in a 24-10 win over Colorado State in Fort Collins, Colo.

SDSU limited the high-powered CSU (1-5, 0-2 MW) offense, which came into the weekend averaging 501 yards per game, to just 235 yards of total offense, including only 18 yards on the ground. The 235 yards were Colorado State's fewest in a game since gaining 12 vs. No. 23 Utah on Dec. 20, 2014.

Agnew, meanwhile, was 16-for-20 for 147 yards and three touchdowns without throwing an interception. He set career highs in completion percentage (80.0) and pass efficiency rating (191.24), and tied a career best with three touchdown passes. The game marked just the eighth time this decade that a San Diego State quarterback had thrown at least three touchdowns in a game without an interception.

Agnew's most targeted receiver was Kobe Smith. Smith finished with seven catches for 102 yards and two touchdowns, becoming the first Aztec with back-to-back 100-yard receiving games since Ezell Ruffin did it three straight games in 2013.

SDSU jumped out to an early lead thanks to a pair of long passes by Agnew to Smith, but was forced to settle for a 22-yard field goal by Matt Araiza.

Colorado State tied it later in the first quarter on a 36-yard field goal by Cayden Camper. SDSU regained its lead on its first drive of the second quarter when Agnew found Smith for a 7-yard touchdown strike.

The Rams later put together a 17-play, 95-yard drive, covering 7 minutes, 36 seconds, but San Diego State stopped CSU on three straight rushing attempts from the 1 to keep its 10-3 lead.

In the first play of the third quarter, SDSU's Kyahva Tezino stopped Marvin Kinsey Jr. for a 5-yard loss, dislodging the ball in the process which was recovered by Dwayne Johnson Jr. on the Ram 11-yard line. Three plays later Agnew found Smith in the corner of the end zone to put the Aztecs on top, 17-3.

Barcoo, who became the first player in FBS play since at least 2012 to record an interception in three straight plays, got his three picks in the third quarter.

The Aztecs took advantage of one of the interceptions with a 5-play, 39-yard drive, culminating with a 3-yard pass from Agnew to Juwan Washington to make it 24-3, SDSU.

CSU scored late in the fourth quarter on a 13-yard pass from O'Brien to Nate Craig-Myers.

Tezino had a season-high 13 tackles to lead the Aztec defense, 2.5 tackles for loss and a forced fumble, while Barcoo added six tackles, three interceptions and a PBU.

▶ SCORING SUMMARY

Qtr	Time	Team	Scoring Play	Plays	TOP	Score
1st	11:37	SDSU	Araiza 22-yd field goal	7-61	3:23	3-0
1st	4:21	CSU	Camper 36-yd field goal	7-52	3:32	3-3
2nd	12:19	SDSU	K. Smith 8-yd pass f. Agnew (Araiza kick)	6-46	2:42	10-3
3rd	13:35	SDSU	K. Smith 8-yd pass f. Agnew (Araiza kick)	3-11	1:10	17-3
4th	13:07	SDSU	Washington 3-yd pass f. Agnew (Araiza kick)	5-39	2:22	24-3
4th	5:55	CSU	Craig-Myers 13-yd pass f. O'Brien (Camper kick)	3-74	1:00	24-10

▶ INDIVIDUAL STATISTICS

SAN DIEGO STATE

Rushing	Att	Yds	TD	Long	Avg
Washington	22	85	0	14	3.9
Bell	3	13	0	8	4.3
Jasmin	2	11	0	10	5.5
Busbee	1	2	0	2	2.0
Byrd	9	0	0	4	0.0
Agnew	6	-20	0	3	-3.3
Totals	43	91	0	14	2.1

Passing	C-A-I	Yds	TD	Long	Sack
Agnew	16-20-0	147	3	42	4
Totals	16-20-0	147	3	42	4

Receiving	No.	Yds	TD	Long
Smith, K.	7	102	2	42
Washington	2	17	1	14
Matthews	2	16	0	8
Bell	2	6	0	10
Houston	1	7	0	7
Richardson	1	5	0	5
Byrd	1	-5	0	0
Totals	16	147	3	42

COLORADO STATE

Rushing	Att	Yds	TD	Long	Avg
McElroy	11	33	0	11	3.0
Wright	1	3	0	3	3.0
Hunter	2	3	0	3	1.5
Kinsey Jr.	6	-8	0	4	-1.3
O'Brien	5	-13	0	6	-2.6
Totals	25	18	0	11	0.7

Passing	C-A-I	Yds	TD	Long	Sack
O'Brien	19-30-1	217	1	57	4
McCoy	0-2-2	0	0	0	0
Totals	19-32-3	217	1	57	4

2019 Game Recaps

10 STRAIGHT BOWL GAME APPEARANCES ▶ 21 CONFERENCE CHAMPIONSHIPS



Wyoming

22

4-2 / 1-1 MW



San Diego State

26

5-1 / 2-1 MW

Oct. 12, 2019 | SDCCU Stadium | San Diego, Calif. | CBSN



▶ TEAM STATISTICS

	WYO	SDSU
FIRST DOWNS	11	21
Rushing	6	8
Passing	4	10
Penalty	1	3
NET YARDS RUSHING	157	120
Rushing Attempts	39	36
Average Per Rush	4.0	3.3
Rushing Touchdowns	2	1
Yards Gained Rushing	165	132
Yards Lost Rushing	8	12
NET YARDS PASSING	109	209
Completions-Attempts-Int	5-14-1	21-32-0
Average Per Attempt	7.8	6.5
Average Per Completion	21.8	10.0
Passing Touchdowns	1	2
TOTAL OFFENSE YARDS	266	329
Total Offense Plays	53	68
Average Gain Per Play	5.0	4.8
Fumbles: Number-Lost	1-1	0-0
Penalties: Number-Yards	6-70	5-40
PUNTS-YARDS	5-240	4-197
Average Yards Per Punt	48.0	49.2
Net Yards Per Punt	43.8	42.2
KICKOFFS-YARDS	4-249	6-390
Average Yards Per Kickoff	62.2	65.0
Net Yards Per Kickoff	40.2	40.0
Touchbacks	1	6
Punt Returns: Number-Yds-TD	3-28-0	3-21-0
Kickoff Ret.: Number-Yds-TD	0-0-0	3-63-0
Interceptions: Number-Yds-TD	0-0-0	1-0-0
Fumble Ret.: Number-Yds-TD	0-0-0	0-0-0
Possession Time	26:37	33:23
Third-Down Conversions	5 of 12	7 of 16
Fourth-Down Conversions	2 of 2	2 of 2
Red-Zone Scores-Chances	3-3	4-4
Touchdowns	3-3	3-4
Field goals	0-3	1-4
Sacks By: Number-Yards	0-0	1-3
PAT Kicks	2-2	2-2
Field Goals	0-0	2-3
Points Off Turnovers	0	0

▶ GAME NOTES

- Coming From Behind**
- ▶ SDSU is one of only five teams to win at least five of its first six games each of the past four seasons, joining Alabama, Clemson, Michigan and Ohio State.
 - ▶ The Aztecs held the Cowboys to just 11 first downs, their fewest since also recording 11 to Boise State on Sept. 29, 2018.
 - ▶ The Aztecs overcame their largest deficit to win (11 points) since overcoming a 14-point deficit to win at San José State (34-30) on Nov. 9, 2013. It was the program's 40th double-digit deficit overcome to win in its DI history (since 1969).
 - ▶ This was the 22nd second-half comeback for the Aztecs under Rocky Long, the most in their DI history (No. 2 is Claude Gilbert at 13).
 - ▶ Quarterback Ryan Agnew recorded his fourth second-half comeback victory, tied for the fifth most in SDSU's DI era.
 - ▶ San Diego State improved to 5-1 the last six regular-season games in which its opponent has had a bye entering the game.
 - ▶ SDSU held Wyoming to 266 total yards, its fewest in a game since gaining 221 at Fresno State on Oct. 13, 2018.
 - ▶ San Diego State allowed only 92 total yards in the second half, including just 28 on the ground.

SAN DIEGO -- Ryan Agnew hit Daniel Bellinger on a 12-yard pass for the go-ahead touchdown with 2:09 remaining, as San Diego State rallied for a 26-22 victory over Wyoming at SDCCU Stadium.

Juwan Washington also scored two touchdowns in the third quarter on a 15-yard reception and a 10-yard run to help the Aztecs (5-1, 2-1 MW) erase a 14-3 first-half deficit.

Wyoming (4-2, 1-1 MW) grabbed a 22-19 lead with 6:49 left in the fourth quarter on a 19-yard touchdown pass from Sean Chambers to Raghil Ismail Jr., capping a 10-play, 79-yard drive that began when the Aztecs' Matt Araiza missed a 38-yard field goal attempt.

Unfazed, SDSU ran 4:34 off the clock on its game-winning march, covering 76 yards in nine plays, highlighted by an 18-yard dump pass to fullback Isaac Lessard and an over-the-shoulder catch by Bellinger on a third-and-6 play for a first down at the Cowboy 26.

Five plays later on second-and-8 from the Wyoming 12, Agnew scrambled left and threw a cross-field pass to a sliding Bellinger in the middle of the end zone for the decisive score.

On the ensuing possession, Wyoming advanced to its own 40 after Chambers connected with Ismail for 15 yards on fourth-and-10. Two plays later, Chambers went for broke, but his deep pass down the middle was picked off by Luq Barcoo with 1:20 left.

Following the turnover, two runs by Washington gained only yard, but Agnew scrambled left for 11 yards on a naked bootleg for the game-clinching first down.

Agnew finished with 209 yards and two touchdowns on 21-for-32 passing while adding 42 yards on the ground.

Washington, meanwhile, led all players with 84 yards rushing on 23 carries, while Jesse Matthews posted game highs of six receptions for 73 yards.

SDSU started its scoring with a 47-yard field goal by Araiza late in the first quarter.

However, Wyoming seized momentum with two touchdowns on consecutive possessions in the second period, thanks to a pair of 1-yard scoring runs by Chambers.

The Aztecs trimmed the margin to 14-6 on Araiza's 32-yard field goal with 1:11 remaining in the first half.

SDSU scored on its first drive of the second half when Agnew found Washington all alone in the right flat on a 15-yard scoring pass that narrowed the gap to 14-13.

After forcing a 3-and-out, SDSU began another lengthy march, culminating in Washington's 10-yard scamper around left end with 1:28 to go in the third quarter.

Dwayne Johnson Jr. led the Aztec defense with eight tackles, including four solo stops, while Myles Cheatum, Cameron Thomas and Kyahva Tezino finished with six each.

▶ SCORING SUMMARY

Qtr	Time	Team	Scoring Play	Plays	TOP	Score
1st	0:43	SDSU	Araiza 47-yd field goal	7-40	3:22	0-3
2nd	13:03	WYO	Chambers 1-yd run (Rothe kick)	6-75	2:40	7-3
2nd	5:30	WYO	Chambers 1-yd run (Rothe kick)	9-54	5:09	14-3
2nd	1:11	SDSU	Araiza 32-yd field goal	10-56	4:14	14-6
3rd	7:48	SDSU	Washington 15-yd pass f. Agnew (Araiza kick)	12-69	5:07	14-13
3rd	1:28	SDSU	Washington 10-yd run (Agnew pass failed)	9-63	4:47	14-19
4th	6:49	WYO	Ismail Jr. 19-yd pass f. Chambers (Chambers rush)	10-79	4:55	22-19
4th	2:09	SDSU	Bellinger 12-yd pass f. Agnew (Araiza kick)	9-76	4:34	22-26

▶ INDIVIDUAL STATISTICS

WYOMING						SAN DIEGO STATE					
Rushing	Att	Yds	TD	Long	Avg	Rushing	Att	Yds	TD	Long	Avg
Valladay	16	73	0	26	4.6	Washington	23	84	1	18	3.7
Chambers	13	49	2	21	3.8	Agnew	9	42	0	11	4.7
Swen	10	35	0	9	3.5	Byrd	1	0	0	0	0.0
Totals	39	157	2	26	4.0	Busbee	1	-2	0	0	-2.0
Passing						Passing					
	C-A-I	Yds	TD	Long	Sack		C-A-I	Yds	TD	Long	Sack
Chambers	5-14-1	109	1	45	1	Agnew	21-32-0	209	2	28	0
Totals	5-14-1	109	1	45	1	Totals	21-32-0	209	2	28	0
Receiving						Receiving					
	No.	Yds	TD	Long			No.	Yds	TD	Long	
Ismail Jr.	2	34	1	19	Matthews	6	73	0	25		
Gentry	1	45	0	45	Smith, K.	5	39	0	19		
Swen	1	24	0	24	Washington	4	28	1	15		
Conway	1	6	0	6	Bellinger	2	40	1	28		
Totals	5	109	1	4	Busbee	2	6	0	7		
					Lessard	1	18	0	18		
					Houston	1	5	0	5		
					Totals	21	209	2	28		

2019 Game Recaps



10 STRAIGHT BOWL GAME APPEARANCES ▶ 21 CONFERENCE CHAMPIONSHIPS



San Diego State 27
6-1 / 3-1 MW



San José State 17
3-4 / 1-3 MW

Oct. 19, 2019 | CEFCU Stadium | San Jose, Calif.



▶ TEAM STATISTICS

	SDSU	SJSU
FIRST DOWNS	22	15
Rushing	14	4
Passing	7	9
Penalty	1	2
NET YARDS RUSHING	260	54
Rushing Attempts	55	17
Average Per Rush	4.7	3.2
Rushing Touchdowns	2	0
Yards Gained Rushing	285	65
Yards Lost Rushing	25	11
NET YARDS PASSING	88	218
Completions-Attempts-Int	13-20-0	19-36-1
Average Per Attempt	4.4	6.1
Average Per Completion	6.8	11.5
Passing Touchdowns	0	2
TOTAL OFFENSE YARDS	348	272
Total Offense Plays	75	53
Average Gain Per Play	4.6	5.1
Fumbles: Number-Lost	0-0	0-0
Penalties: Number-Yards	12-85	1-15
PUNTS-YARDS	5-229	6-258
Average Yards Per Punt	45.8	43.0
Net Yards Per Punt	44.2	41.2
KICKOFFS-YARDS	6-347	3-147
Average Yards Per Kickoff	57.8	49.0
Net Yards Per Kickoff	38.3	8.7
Touchbacks	4	0
Punt Returns: Number-Yds-TD	2-11-0	1-8-0
Kickoff Ret.: Number-Yds-TD	2-121-1	1-17-0
Interceptions: Number-Yds-TD	1-11-0	0-0-0
Fumble Ret.: Number-Yds-TD	0-0-0	0-0-0
Possession Time	40:22	19:38
Third-Down Conversions	7 of 17	4 of 11
Fourth-Down Conversions	2 of 2	0 of 0
Red-Zone Scores-Chances	2-3	3-3
Touchdowns	1-3	2-3
Field Goals	1-3	1-3
Sacks By: Number-Yards	1-5	2-9
PAT Kicks	3-3	2-2
Field Goals	2-2	1-1
Points Off Turnovers	0	0

▶ GAME NOTES

Bowling Again

- ▶ San Diego State became bowl eligible for a 10th consecutive season. The Aztecs have played in a bowl game in a school-record nine straight years.
- ▶ San Diego State improved to 6-1 on the season. This is the fourth consecutive season that the Aztecs have been exactly 6-1 after seven games.
- ▶ SDSU is one of only four teams to win at least six of its first seven games each of the past four seasons, joining Alabama, Clemson and Ohio State.
- ▶ San Diego State improved to 4-0 in road games this season.
- ▶ The Aztecs improved to 43-2 the last 45 games they rushed for at least 200 yards.
- ▶ Kaegun Williams returned the opening kickoff 95 yards for a touchdown, SDSU's FBS-leading 11th kick return for a touchdown since the 2015 season.

SDSU held the ball for 40:22, its most time of possession since having it for 43:19 at San José State on Nov. 4, 2017, when rushing for 200-plus yards.

- ▶ The Aztecs held the Spartans to 272 total yards of offense, their fewest in a game in 2020 and fewest since totaling 200 yards vs. Nevada on Nov. 17, 2018.

SAN JOSE, Calif. -- San Diego State received contributions from all three phases of the game and never trailed in defeating San José State, 27-17, at CEFCU Stadium.

The win made the Aztecs (6-1, 3-1 MW) bowl eligible for the 10th consecutive season. SDSU ran for 260 yards and two touchdowns on offense, held a potent Spartan (3-4, 1-3 MW) offense well below their season average and got standout performances in the kicking and return game from a host of San Diego State specialists.

Kaegun Williams opened the game with a 95-yard kick return for touchdown, San Diego State's FBS-leading 11th kick return for a touchdown since 2015.

SJSU responded with a quick 4-play, 66-yard drive, culminating in a 15-yard touchdown pass from Josh Love to Kaire Robinson.

After exchanging punts the rest of the first quarter, the Aztecs took the lead early in the second quarter on a 41-yard field goal by Matt Araiza.

Later in the quarter, SDSU put together an incredible 20-play drive over 10:05, but had to settle for a 27-yard field goal by Araiza, heading into halftime with a 13-7 lead.

SJSU came out of the intermission with a 25-yard field goal to cut the lead to three.

The Aztecs responded with another long drive, this time going 57 yards on 11 plays over 6:12, ending with a 1-yard touchdown run by Juwan Washington. SDSU used an impressive ground attack, rushing 47 yards for 10 carries on the drive to take the 20-10 lead.

After forcing a 3-and-out, San Diego State went to the ground again as Chase Jasmin took a handoff on a third-and-3 situation 50 yards for the score for a 27-10 advantage.

SJSU later had a long drive in the fourth quarter when it went 99 yards on 11 plays before Love found Bailey Gaither for an 8-yard touchdown strike, cutting the deficit to 10 at 27-17.

After a failed onsides attempt, SDSU tried to run out the clock, but was unable to overcome four penalties on the drive. Facing fourth-and-4, Brandon Heicklen punted the ball 54 yards to the San José State 1-yard line. Backed into its own end zone, Love's first pass attempt was picked off by Caden McDonald and returned 11 yards to the Spartan 2.

Three kneeldowns later, San Diego State completed the 27-17 win.

The 260 yards on the ground came from a host of Aztecs, including 78 by Washington, 70 from Jasmin, 45 by Chance Bell, a career-high 44 by quarterback Ryan Agnew and 27 from Williams.

Kyahva Tezino's 10 tackles led a SDSU defense that held SJSU to just 272 yards. San José State came into the game averaging 29.3 points and 415.8 yards per game.

▶ SCORING SUMMARY

Qtr	Time	Team	Scoring Play	Plays	TOP	Score
1st	14:46	SDSU	Williams 95-yd kick return (Araiza kick)	--	--	7-0
1st	13:11	SJSU	Robinson 15-yd pass f. Love (Mercurio kick)	4-66	1:30	7-7
2nd	14:33	SDSU	Araiza 41-yd field goal	6-18	2:26	10-7
2nd	0:06	SDSU	Araiza 27-yd field goal	20-77	10:04	13-7
3rd	10:18	SJSU	Mercurio 25-yd field goal	14-68	4:42	13-10
3rd	4:05	SDSU	Washington 1-yd run (Araiza kick)	11-57	6:12	20-10
3rd	0:26	SDSU	Jasmin 50-yd run (Araiza kick)	6-68	3:04	27-10
4th	4:59	SJSU	Gaither 8-yd pass f. Love (Mercurio kick)	11-99	4:10	27-17

▶ INDIVIDUAL STATISTICS

SAN DIEGO STATE

Rushing	Att	Yds	TD	Long	Avg
Washington	16	78	1	15	4.9
Jasmin	6	70	1	50	11.7
Bell	8	45	0	11	5.6
Agnew	11	44	0	14	4.0
Williams	9	27	0	13	3.0
Byrd	2	6	0	4	3.0
Team	3	-10	0	0	-3.3
Totals	55	260	2	50	4.7

Passing

C-A-I	Yds	TD	Long	Sack	
Agnew	13-20-0	88	0	11	2
Totals	13-20-0	88	0	11	2

Receiving

No.	Yds	TD	Long	
Smith, K.	4	29	0	9
Matthews	3	22	0	10
Busbee	2	11	0	9
Bellinger	1	11	0	11
Richardson	1	8	0	8
Byrd	1	6	0	6
Washington	1	1	0	1
Totals	13	88	0	11

SAN JOSÉ STATE

Rushing	Att	Yds	TD	Long	Avg
Robinson	14	59	0	19	4.2
Packer	1	1	0	1	1.0
Team	1	-1	0	0	-1.0
Love	1	-5	0	0	-5.0
Totals	17	54	0	19	3.2

Passing

C-A-I	Yds	TD	Long	Sack	
Love	19-36-1	218	2	52	1
Totals	19-36-1	218	2	52	1

Receiving

No.	Yds	TD	Long	
Gaither	4	75	1	52
Hamilton	4	71	0	41
Walker	3	24	0	12
Robinson	3	20	1	15
Foley	3	17	0	12
Deese	2	11	0	6
Totals	19	218	2	52

2019 Game Recaps



10 STRAIGHT BOWL GAME APPEARANCES ▶ 21 CONFERENCE CHAMPIONSHIPS



San Diego State **20**

7-1 / 4-1 MW



UNLV **17**

2-6 / 0-4 MW

Oct. 26, 2019 | Sam Boyd Stadium | Las Vegas, Nev. | CBSSN



▶ TEAM STATISTICS

	SDSU	UNLV
FIRST DOWNS	18	18
Rushing	8	7
Passing	9	10
Penalty	1	1
NET YARDS RUSHING	150	121
Rushing Attempts	37	33
Average Per Rush	4.1	3.7
Rushing Touchdowns	0	0
Yards Gained Rushing	178	154
Yards Lost Rushing	28	33
NET YARDS PASSING	185	255
Completions-Attempts-Int	14-23-1	21-39-0
Average Per Attempt	8.0	6.5
Average Per Completion	13.2	12.1
Passing Touchdowns	1	2
TOTAL OFFENSE YARDS	335	376
Total Offense Plays	60	72
Average Gain Per Play	5.6	5.2
Fumbles: Number-Lost	0-0	2-0
Penalties: Number-Yards	4-44	7-42
PUNTS-YARDS	6-262	6-230
Average Yards Per Punt	43.7	38.3
Net Yards Per Punt	42.0	29.2
KICKOFFS-YARDS	5-325	4-238
Average Yards Per Kickoff	65.0	59.5
Net Yards Per Kickoff	40.0	44.0
Touchbacks	5	1
Punt Returns: Number-Yds-TD	5-55-1	3-10-0
Kickoff Ret.: Number-Yds-TD	3-37-0	0-0-0
Interceptions: Number-Yds-TD	0-0-0	1-13-0
Fumble Ret.: Number-Yds-TD	0-0-0	0-0-0
Possession Time	28:01	31:59
Third-Down Conversions	4 of 13	2 of 14
Fourth-Down Conversions	0 of 0	3 of 4
Red-Zone Scores-Chances	2-2	2-2
Touchdowns	0-2	1-2
Field Goals	2-2	1-2
Sacks By: Number-Yards	3-16	2-15
PAT Kicks	2-2	2-2
Field Goals	2-2	1-2
Points Off Turnovers	0	7

▶ GAME NOTES

- Hot Start**
- ▶ This is just the second time in the last 42 seasons that the Aztecs have opened a campaign by winning seven of their first eight games (also in 2016 when the team ended 11-3, won the MW championship and was the Las Vegas Bowl champs).
 - ▶ San Diego State won its fifth road game of the season. At this time, the Aztecs were the only team in the nation this season that has won five road games and hence is the only team in the nation with a perfect 5-0 road record.
- SDSU committed a turnover for the first time since Sept. 21 vs. Utah State. SDSU went 325 offensive snaps in between without a turnover over 22-plus quarters.**
- ▶ Senior QB Ryan Agnew improved to 13-2 as a starter at San Diego State. His winning percentage of 86.7 percent is the highest among any Aztec QB with at least 15 starts (includes only games played in the Division I era).
 - ▶ Trenton Thompson blocked a punt, which was recovered by Caden McDonald in the end zone. It was SDSU's first block punt return for a touchdown since Thompson returned Kaelin Himphill's block vs. Air Force on Oct. 12, 2018.

LAS VEGAS -- San Diego State jumped out to a 17-0 lead and held on after a late UNLV rally in a 20-17 win at Sam Boyd Stadium. The Aztecs, who led the entire game, improved to 7-1 on the season for just the second time in the last 42 years and 4-1 in league play.

Las Vegas native Ethan Dedeaux got SDSU on the scoreboard on a 49-yard catch-and-run touchdown from Ryan Agnew midway through the first quarter.

Later in the quarter after San Diego State backed the Rebels (2-6, 0-4 MW) back toward their goal line and force a Rebel punt, Trenton Thompson raced through the line and blocked Hayes Hicken's punt. The ball landed in the waiting arms of Caden McDonald in the end zone, giving the Aztecs a 14-0 lead at end of the first quarter. It was SDSU's second straight game with a non-offensive touchdown.

After exchanging punts most of the second quarter, San Diego State put together a 9-play, 44-yard drive, culminating with a 25-yard field goal by Matt Araiza.

UNLV finally got on the scoreboard with 1:26 left in the half when Kenyon Oblad found Randal Grimes streaking down the sidelines for a 58-yard touchdown after Aztec All-America candidate Luq Barcoo slipped and fell down.

The Rebels put together a 13-play, 70-yard drive to begin the third quarter, but was halted at the SDSU 2-yard line when Thompson stuffed Charles Williams on a third-and-goal situation, making UNLV settle for a 22-yard field goal.

A few drives later, San Diego State went through the air to get deep into Rebel territory, but had to settle for a 34-yard field goal as time expired in the third quarter. On the drive, Aztec quarterback Ryan Agnew as 4-for-5 for 40 yards.

Down, 20-10, UNLV used a 12-play, 77-yard drive to get within three points with 5:57 to go when Oblad's 2-yard pass found Gio Fauolo for the touchdown.

SDSU went 3-and-out on three straight rushes by Juwan Washington for nine yards, allowing the Rebels one last chance to mount a comeback. UNLV kept the drive going when Oblad found Grimes for 42 yards on a fourth-and-24 play. The Rebels got all the way to the San Diego State 25, setting up a 42-yard field goal attempt by Daniel Gutierrez. Gutierrez' try, however, hit the right upright, giving the Aztecs the victory.

Agnew was 14-for-23 for 185 yards and a touchdown, mostly going to Kobe Smith (seven receptions for 78 yards). Washington added 89 yards on the ground on 16 carries (5.6 avg.).

Thompson led SDSU in tackles for the first time of his career, totaling 12 stops, including two for a loss, and the blocked punt, while Kyahva Tezino added 10 tackles and a pair of quarterback hurries

▶ SCORING SUMMARY

Qtr	Time	Team	Scoring Play	Plays	TOP	Score
1st	7:23	SDSU	Dedeaux 49-yd pass f. Agnew (Araiza kick)	8-90	3:06	7-0
1st	0:52	SDSU	McDonald 0-yd blocked PR (Araiza kick)	--	--	14-0
2nd	3:01	SDSU	Araiza 25-yd field goal	9-44	4:20	17-0
2nd	1:26	UNLV	Grimes 58-yd pass f. Oblad (Gutierrez kick)	5-75	1:35	17-7
3rd	8:34	UNLV	Gutierrez 22-yd field goal	13-70	6:26	17-10
3rd	0:00	SDSU	Araiza 34-yd field goal	10-53	4:39	20-10
4th	5:57	UNLV	Fauolo 2-yd pass f. Oblad (Gutierrez kick)	12-77	5:34	20-17

▶ INDIVIDUAL STATISTICS

SAN DIEGO STATE

Rushing	Att	Yds	TD	Long	Avg
Washington	16	89	0	30	5.6
Williams	6	31	0	14	5.2
Jasmin	5	25	0	25	5.0
Bell, C.	4	11	0	6	2.8
Team	1	-1	0	0	-1.0
Dedeaux	1	-2	0	0	-2.0
Agnew	4	-3	0	11	-0.8
Totals	37	150	0	30	4.1

Passing	C-A-I	Yds	TD	Long	Sack
Agnew	14-23-1	185	1	49	2
Totals	14-23-1	185	1	49	2

Receiving	No.	Yds	TD	Long
Grimes	5	121	1	58
Smith, K.	7	78	0	26
Matthews	2	15	0	10
Dedeaux	1	49	1	49
Bellinger	1	20	0	20
Busbee	1	12	0	12
Houston	1	9	0	9
Bell, C.	1	2	0	2
Totals	14	185	1	49

UNLV

Rushing	Att	Yds	TD	Long	Avg
Williams	19	113	9	42	5.9
Collins	3	21	0	15	7.0
Magyar	3	12	0	6	4.0
Beaudry	1	0	0	0	0.0
Team	1	-1	0	0	-1.0
Oblad	6	-24	0	4	-4.0
Totals	33	121	0	42	3.7

Passing	C-A-I	Yds	TD	Long	Sack
Oblad	21-39-0	255	2	58	3
Totals	21-39-0	255	2	58	3

Receiving	No.	Yds	TD	Long
Grimes	5	121	1	58
Bean	3	38	0	28
Collins	3	31	0	28
Woods	2	20	0	19
Jenkins	2	20	0	11
Gasser	2	10	0	5
Reese	2	8	0	7
Gauolo	2	7	1	5
Totals	21	255	2	58

2019 Game Recaps



10 STRAIGHT BOWL GAME APPEARANCES ▶ 21 CONFERENCE CHAMPIONSHIPS



Nevada

17

6-4 / 3-3 MW



San Diego State

13

7-2 / 4-2 MW

Nov. 9, 2019 | SDCCU Stadium | San Diego, Calif. | ESPN2



▶ TEAM STATISTICS

	NEV	SDSU
FIRST DOWNS	12	18
Rushing	4	8
Passing	6	9
Penalty	2	1
NET YARDS RUSHING	29	113
Rushing Attempts	28	39
Average Per Rush	1.0	2.9
Rushing Touchdowns	1	1
Yards Gained Rushing	56	133
Yards Lost Rushing	27	20
NET YARDS PASSING	197	196
Completions-Attempts-Int	20-27-1	18-35-1
Average Per Attempt	7.3	5.6
Average Per Completion	9.9	10.9
Passing Touchdowns	1	0
TOTAL OFFENSE YARDS	226	309
Total Offense Plays	55	74
Average Gain Per Play	4.1	4.2
Fumbles: Number-Lost	0-0	0-0
Penalties: Number-Yards	4-28	9-79
PUNTS-YARDS	6-244	6-307
Average Yards Per Punt	40.7	51.2
Net Yards Per Punt	37.8	36.7
KICKOFFS-YARDS	4-234	4-246
Average Yards Per Kickoff	58.5	61.5
Net Yards Per Kickoff	39.8	40.8
Touchbacks	1	3
Punt Ret.: Number-Yds-TD	3-47-0	3-17-0
Kickoff Ret.: Number-Yds-TD	1-8-0	2-50-0
Interceptions: Number-Yds-TD	1-22-0	1-0-0
Fumble Ret.: Number-Yds-TD	0-0-0	0-0-0
Possession Time	27:41	32:195
Third-Down Conversions	2 of 12	7 of 18
Fourth-Down Conversions	2 of 2	2 of 3
Red-Zone Scores-Chances	3-4	2-3
Touchdowns	2-4	1-3
Field goals	1-4	1-3
Sacks By: Number-Yards	2-15	2-14
PAT Kicks	2-2	1-1
Field Goals	1-1	2-2
Points Off Turnovers	0	0

▶ GAME NOTES

Winning Streak Snapped

- ▶ San Diego State had its four-game winning streak snapped. The Aztecs had gone 48 days without a loss prior to tonight with their last loss coming in Sept. 21 vs. Utah State.
- ▶ The Aztecs saw their 35-game winning streak snapped when holding their opponents to 17 or less points.

San Diego State dropped to 43-4 in the Rocky Long era when holding its opponent to less than 300 yards of total offense.

- ▶ The Aztecs dropped to 42-14 in the Rocky Long era when allowing less than 100 yards rushing.
- ▶ SDSU dropped to 43-5 in the Rocky Long era when its opponent recorded 15 or less first downs.
- ▶ SDSU fell to 60-12 in the Rocky Long era when recording one or less turnovers.
- ▶ SDSU dropped to 66-7 in the Rocky Long era when holding its opponent to less than 24 points.
- ▶ San Diego State dropped to 7-5 all-time against Nevada.
- ▶ SDSU fell to 5-2 all-time against Nevada at home, including a 5-1 mark at SDCCU Stadium.
- ▶ San Diego State started with the ball for the 93rd time in the last 106 games.

SAN DIEGO -- No. 24/24 San Diego State allowed a late touchdown and was unable to answer in a 17-13 loss to Nevada at SDCCU Stadium.

The Wolf Pack (6-4, 3-3 MW) surprised the Aztecs (7-2, 4-2 MW) with a reverse, with running back Toa Taua flipping the ball to Elijah Cooks, who stopped and threw a strike to Brendan O'Leary-Orange at the SDSU 5. Three plays later, Devontee Lee burst into the end zone to give Nevada a 17-10 lead with 10:31 remaining.

The Wolf Pack's go-ahead score came after SDSU converted on a daring fourth-down play that was nullified by a holding call. Coach Rocky Long went for it on fourth-and-1 from his 17 and running back Chase Jasmin converted, but left tackle Jacob Capra was called for holding, forcing the Aztecs to punt.

Matt Araiza kicked a 44-yard field goal with 3:46 to go to bring SDSU to within four points.

After forcing a three and out, the Aztecs got the ball back but the drive fizzled near midfield and they turned it over on downs with 1:25 to go. After SDSU used its final timeout, the Wolf Pack kneeled, beating San Diego State for the second straight year to be come bowl eligible and ending the Aztecs' four-game winning streak in the process.

SDSU dominated almost every offensive category, but was unable to cash in when it mattered. For the game, San Diego State outgained the Wolf Pack, 309-226, including a 113-29 advantage on the ground. The Aztecs also had six more first downs (18-12), possession time (32:19-27:41) and better third down conversion percentage (38.9 pct.-16.7 pct.). However, nine penalties for 79 yards ultimately doomed SDSU in crucial times.

The teams played to a 3-3 halftime tie with Brandon Talton kicking a 34-yard field goal for Nevada in the first quarter and Araiza answering with a 21-yarder early in the second quarter.

SDSU seemed poised to take a lead heading into intermission after going 63 yards on 12 plays, but on a second-and-10 from the Wolf Pack 12, quarterback Ryan Agnew's throw toward the right end zone was picked off by Daniel Brown and returned to the Nevada 12.

The Wolf Pack took a 10-3 lead on its opening drive of the second half when Cooks caught a 13-yard touchdown pass from Carson Strong.

The Aztecs countered with a 14-play, 71-yard drive of their own before **Chance Bell** punched it in from three yards out to tie it at 10-10 after three quarters.

Agnew was 18-for-35 for 196 yards for SDSU.

Kyahva Tezino led the San Diego State defense with nine tackles, 2.5 tackles for loss and a sack, while Dwayne Johnson Jr. pitched in with nine stops.

▶ SCORING SUMMARY

Qtr	Time	Team	Scoring Play	Plays	TOP	Score
1st	3:22	NEV	Talton 34-yd field goal	4-5	1:13	0-3
2nd	13:15	SDSU	Araiza 21-yd field goal	13-71	5:07	3-3
3rd	7:12	NEV	Cooks 13-yd pass f. Strong (Talton kick)	16-75	7:48	3-10
3rd	1:24	SDSU	Bell 3-yd run (Araiza kick)	14-71	5:40	10-10
4th	10:31	NEV	Lee 1-yd run (Talton kick)	5-55	2:02	10-17
4th	3:46	SDSU	Araiza 44-yd field goal	11-42	4:00	13-17

▶ INDIVIDUAL STATISTICS

NEVADA

Rushing	Att	Yds	TD	Long	Avg
Taua	12	19	0	6	1.6
Lee	10	13	1	11	1.3
Strong	4	0	0	11	0.0
Team	2	-3	0	0	-1.5
Totals	28	29	1	11	1.0

Passing	C-A-I	Yds	TD	Long	Sack
Strong	19-26-1	147	1	30	2
Cooks	1-1-0	50	0	50	0
Totals	20-27-1	197	1	50	2

Receiving	No.	Yds	TD	Long
Putman	4	23	0	9
Taua	4	18	0	9
Doubs	3	42	0	19
Cooks	3	20	1	13
Christian	2	8	0	6
O'Leary-Orange	1	50	0	50
Fossum	1	30	0	30
Ikahihifo	1	6	0	6
Roberson	1	0	0	0
Totals	20	197	1	50

SAN DIEGO STATE

Rushing	Att	Yds	TD	Long	Avg
Bell	11	40	1	10	3.6
Jasmin	9	34	0	10	3.8
Washington	12	18	0	7	1.5
Agnew	6	18	0	19	3.0
Williams	1	3	0	3	3.0
Totals	39	113	1	19	2.9

Passing	C-A-I	Yds	TD	Long	Sack
Agnew	18-35-1	196	0	28	2
Totals	18-35-1	196	0	28	2

Receiving	No.	Yds	TD	Long
Smith, K.	5	40	0	12
Houston	3	38	0	17
Matthews	3	32	0	18
Bellinger	1	28	0	28
Dedeaux	1	23	0	23
Busbee	1	14	0	14
Richardson	1	11	0	11
Jasmin	1	8	0	8
Byrd	1	2	0	2
Washington	1	0	0	0
Totals	18	196	0	28

2019 Game Recaps



10 STRAIGHT BOWL GAME APPEARANCES ▶ 21 CONFERENCE CHAMPIONSHIPS



Fresno State

7

4-6 / 2-4 MW



San Diego State

17

8-2 / 5-2 MW

Nov. 15, 2019 | SDCCU Stadium | San Diego, Calif. | ESPN2



▶ TEAM STATISTICS

	FS	SDSU
FIRST DOWNS	13	24
Rushing	5	6
Passing	6	16
Penalty	2	2
NET YARDS RUSHING	70	102
Rushing Attempts	27	37
Average Per Rush	2.6	2.8
Rushing Touchdowns	1	1
Yards Gained Rushing	97	119
Yards Lost Rushing	27	17
NET YARDS PASSING	137	323
Completions-Attempts-Int	14-26-3	33-47-1
Average Per Attempt	5.3	6.9
Average Per Completion	9.8	9.8
Passing Touchdowns	0	1
TOTAL OFFENSE YARDS	207	425
Total Offense Plays	53	84
Average Gain Per Play	3.9	5.1
Fumbles: Number-Lost	2-0	1-1
Penalties: Number-Yards	7-55	5-50
PUNTS-YARDS	5-213	3-170
Average Yards Per Punt	42.6	56.7
Net Yards Per Punt	42.6	43.3
KICKOFFS-YARDS	2-113	4-260
Average Yards Per Kickoff	56.5	65.0
Net Yards Per Kickoff	43.5	42.0
Touchbacks	0	2
Punt Ret.: Number-Yds-TD	0-0-0	2-0-0
Kickoff Ret.: Number-Yds-TD	2-42-0	2-26-0
Interceptions: Number-Yds-TD	1-4-0	3-0-0
Fumble Ret.: Number-Yds-TD	0-0-0	0-0-0
Possession Time	23:55	36:05
Third-Down Conversions	3 of 12	9 of 17
Fourth-Down Conversions	0 of 1	0 of 2
Red-Zone Scores-Chances	1-2	3-5
Touchdowns	1-2	2-5
Field Goals	0-2	1-5
Sacks By: Number-Yards	1-7	2-15
PAT Kicks	1-1	2-2
Field Goals	0-0	1-2
Points Off Turnovers	0	7

▶ GAME NOTES

Already Better Than Last Year

- ▶ The Aztecs clinched a share of the Mountain West, West Division title for the fourth time in the two-division era (since 2003).
- ▶ With its eighth victory of the season, the Aztecs have eclipsed their win total from the entire 2018 campaign (seven).
- ▶ The Aztecs exactly 8-2 after 10 games for the third time in four seasons (2016, 2017 and 2019). The Aztecs were 7-3 after 10 contests in both 2015 and 2018.
- ▶ SDSU improved to 13-2 in its last 15 non-Saturday regular season games.

SDSU held Fresno State to just 206 offensive yards, its fewest since totaling just 89 yards at SDSU on Nov. 3, 2015. In the Rocky Long era (since 2011), SDSU has held FS to three of its four lowest outputs out of 115 games (89 on Nov. 3, 2015, 206 tonight and 217 on Nov. 14, 2016).

- ▶ The Aztecs improved to 24-2 since 1988 when owning at least a 14-yard advantage in field position (tonight: +14).
- ▶ San Diego State had multiple turnovers in a game for the first time in 2019, snapping its FBS-leading streak of nine straight games with one or less turnovers.
- ▶ SDSU's offense lost a fumble for the first time in 2019. San Diego State had gone 707 offensive snaps this year without a fumble lost and 734 dating back to 2018.

SAN DIEGO -- Bolstered by **Ryan Agnew's** career-high passing performance and an opportunistic defense, San Diego State defeated Fresno State 17-7 at SDCCU Stadium.

With the victory, the Aztecs (8-2, 5-2 MW) clinched at least a share of the West Division title in the Mountain West for the fourth time in the conference's two-division era.

Agnew enjoyed his finest game statistically as a collegian, completing 33 of 47 passes for 323 yards, all career-highs, with one interception and one touchdown, helping SDSU snap a two-game losing streak to the Bulldogs (4-6, 2-4 MW).

Wide receiver Jesse Matthews was Agnew's favorite target, setting personal-bests with eight catches for 119 yards, while Chase Jasmin finished with six receptions for 40 yards and one touchdown to go with 31 yards and another score on the ground.

Fresno State drew first blood at the 7:05 mark of the first quarter on a 3-yard burst up the middle by Ronnie Rivers, capping a 5-play, 71-yard drive.

However, the Bulldogs were held scoreless for the remainder of the game, thanks to an SDSU defense that yielded just 206 yards and picked off three passes, including two by Luq Barcoo.

Following Brandon Heicklen's 54-yard punt that pinned Fresno State inside its own 5, Tariq Thompson made the Aztecs' first interception at the Bulldog 22, stepping in front of a third-down pass intended for Pope, which put the Scarlet and Black in business.

After an 8-yard completion to Isaiah Richardson, Fresno State was flagged for pass interference in the end zone, giving SDSU a first down at the 2. On the very next play, Jasmin swept around left end for the tying touchdown with 2:39 remaining in the period.

After the teams traded interceptions and then San Diego State stuffed the Bulldogs on a fourth-and-1 at the SDSU 49 early in the second quarter, the Aztecs subsequently drove deep into Fresno State territory before Matt Araiza booted a 22-yard field goal to put the hosts on top 10-7 with 9:57 left in the period.

SDSU finally gave itself some separation early in the fourth quarter when Agnew hit Jasmin on a 2-yard scoring strike just inside the right pylon to punctuate a 10-play, 72-yard drive.

The Bulldogs threatened on their next series, advancing all the way to the Aztec 4, but facing a third-and-goal at the SDSU 13, Reyna caved to the Aztec pass rush, throwing an ill-timed interception to Barcoo, who kept both feet in bounds along the far sideline at the 4.

With 8:02 left in the game, SDSU controlled the clock for all but the final eight seconds before turning the ball over on downs at the Bulldog 13.

In addition to Barcoo's heroics, Dwayne Johnson posted a team-high eight tackles, including five solo stops, while Cameron Thomas and Myles Cheatum each recorded a sack.

▶ SCORING SUMMARY

Qtr	Time	Team	Scoring Play	Plays	TOP	Score
1st	7:05	FS	Rivers 3-yd run (Silva kick)	5-71	2:25	7-0
1st	2:39	SDSU	Jasmin 2-yd run (Araiza kick)	2-22	0:41	7-7
2nd	9:57	SDSU	Araiza 22-yd field goal	8-45	3:25	7-10
4th	13:14	SDSU	Jasmin 2-yd pass f. Agnew (Araiza kick)	10-72	4:45	7-17

▶ INDIVIDUAL STATISTICS

FRESNO STATE						SAN DIEGO STATE					
Rushing	Att	Yds	TD	Long	Avg	Rushing	Att	Yds	TD	Long	Avg
Rivers	15	47	1	16	3.1	Bell	14	52	0	20	3.7
Reyna	8	17	0	14	2.1	Jasmin	15	31	1	20	2.1
Hokit	3	7	0	3	2.3	Agnew	5	13	0	9	2.6
Team	1	-1	0	0	-1.0	Brookshire	1	2	0	2	2.0
Totals	27	70	1	16	2.6	Byrd	1	2	0	2	2.0
						Williams	1	2	0	2	2.0
Passing	C-A-I	Yds	TD	Long	Sack	Totals	37	102	1	20	2.8
Reyna	14-26-3	136	0	53	2	Passing	C-A-I	Yds	TD	Long	Sack
Totals	14-26-3	136	0	53	2	Agnew	33-47-1	323	1	29	1
						Totals	33-47-1	323	1	29	1
Receiving	No.	Yds	TD	Long		Receiving	No.	Yds	TD	Long	
Rice	4	34	0	11		Matthews	8	119	0	29	
Rivers	4	29	0	20		Jasmin	6	40	1	12	
Pope	3	56	0	53		Bellingher	4	29	0	10	
Edwards	1	17	0	17		Kothe	3	45	0	29	
Hokit	1	2	0	2		Bell	3	33	0	21	
Cropper	1	-7	0	0		Smith, K.	2	26	0	19	
Reyna	0	5	0	0		Richardson	2	17	0	9	
Totals	14	136	0	53		Busbee	2	12	0	8	
						Williams	1	11	0	11	
						Houston	1	0	0	0	
						Agnew	1	-9	0	0	
						Totals	33	323	1	29	

2019 Game Recaps



10 STRAIGHT BOWL GAME APPEARANCES ▶ 21 CONFERENCE CHAMPIONSHIPS



San Diego State **11**
8-3 / 5-3 MW



Hawai'i **14**
8-4 / 5-3 MW

Nov. 23, 2019 | Aloha Stadium | Honolulu, Hawaii | Spectrum Sports



▶▶ TEAM STATISTICS

	SDSU	UH
FIRST DOWNS	21	24
Rushing	10	13
Passing	10	10
Penalty	1	1
NET YARDS RUSHING	89	132
Rushing Attempts	26	31
Average Per Rush	3.4	4.3
Rushing Touchdowns	1	1
Yards Gained Rushing	96	165
Yards Lost Rushing	7	33
NET YARDS PASSING	229	215
Completions-Attempts-Int	25-40-0	22-35-1
Average Per Attempt	5.7	6.1
Average Per Completion	9.2	9.8
Passing Touchdowns	0	1
TOTAL OFFENSE YARDS	318	347
Total Offense Plays	66	66
Average Gain Per Play	4.8	5.3
Fumbles: Number-Lost	0-0	0-0
Penalties: Number-Yards	5-45	6-47
PUNTS-YARDS	5-208	4-163
Average Yards Per Punt	41.6	40.8
Net Yards Per Punt	41.6	30.8
KICKOFFS-YARDS	3-174	3-95
Average Yards Per Kickoff	58.0	31.7
Net Yards Per Kickoff	39.3	6.7
Touchbacks	2	3
Punt Ret.: Number-Yds-TD	0-0-0	0-0-0
Kickoff Ret.: Number-Yds-TD	1-6-0	1-6-0
Interceptions: Number-Yds-TD	1-0-0	0-0-0
Fumble Ret.: Number-Yds-TD	0-0-0	0-0-0
Possession Time	26:08	33:52
Third-Down Conversions	6 of 14	9 of 13
Fourth-Down Conversions	2 of 2	0 of 0
Red-Zone Scores-Chances	2-2	2-2
Touchdowns	1-2	2-2
Field Goals	1-2	0-2
Sacks By: Number-Yards	3-15	0-0
PAT Kicks	0-0	2-2
Field Goals	1-2	0-0
Points Off Turnovers	3	0

▶▶ GAME NOTES

- First Road Loss**
- ▶ San Diego lost for the first time on the road this season, falling to 5-1 away from home.
 - ▶ The Aztecs had their five-game road winning streak snapped.
 - ▶ SDSU had its three-game winning streak against Hawai'i at Aloha Stadium snapped. San Diego State had won four straight at Aloha Stadium (also the 2015 Hawai'i Bowl against Cincinnati).
- San Diego State held Hawai'i to its fewest total yards (347) and passing yards (215) this season.**
- ▶ The Aztecs dropped to 40-9 in the Rocky Long era when holding their opponent to an average field position of less than the 25-yard line.
 - ▶ SDSU fell to 24-3 since 1988 when owning at least a 14-yard advantage in field position (tonight: +14).
 - ▶ The Aztecs fell to 31-2 over their last 33 games when owning a turnover advantage.
 - ▶ SDSU fell to 51-6 in the Rocky Long era when committing less turnovers than its opponent.
 - ▶ San Diego State dropped to 51-3 in the Rocky Long era when keeping its opponent to 17 or less points.
 - ▶ SDSU dropped to 20-11-2 all-time against Hawai'i.
 - ▶ The Aztecs fell to 11-7-2 all-time against UH in Honolulu.

HONOLULU -- San Diego State held a potent Hawai'i offense in check, but was unable to muster up enough points in a 14-11 loss in Honolulu.

The loss ended the Aztecs' (8-3, 5-3 MW) chance to make the Mountain West Championship game on Dec. 7 as the Rainbow Warriors (8-4, 5-3 MW) won the tiebreaker by beating SDSU for the right to play Boise State.

San Diego State held UH to its fewest points (14) and total yards (347) this season. Hawai'i came into the game averaging 35.8 points and 491.9 yards per game.

The Rainbow Warriors scored on its first drive, methodically marching 92 yards on 15 plays over 8 minutes, 30 seconds before Cole McDonald found Jason-Matthew Sharsh in the back corner of the end zone.

After exchanging punts for the rest of the first half, the Aztecs caught a break when cornerback Luq Barcoo gathered a tipped pass from McDonald at the SDSU 49-yard line for his eighth interception of the season.

With just 1:29 remaining in the half, the Aztecs quickly got into Rainbow Warrior territory, but their drive stalled on the UH 10, where Matt Araiza punched in a 27-yard field goal to make it at 7-3 game at the half.

Hawai'i took a 14-3 lead with 5:15 left in the third quarter when Fred Holly scored on a 11-yard run on a third-and-10 situation.

SDSU answered with a long drive, going 75 yards on 16 plays in 7:17, culminating with a 5-yard touchdown run by quarterback **Ryan Agnew** on fourth-and-goal. Agnew then converted the 2-point conversion with another tough run, cutting the lead to 14-11 with 12:58 left.

Later in the quarter, SDSU stopped the Rainbow Warriors and would have 1:23 to try and tie the game up with a field goal. Starting on its own 19-yard line, got all the way to the UH 31, setting up a 48-yard field goal attempt for Matt Araiza with just eight seconds left. After the Rainbow Warriors called a timeout, Araiza's would-be career long missed just right, giving UH its first-ever trip to the Mountain West Championship game.

Agnew was 25-for-39 for 229 yards for SDSU.

Darren Hall led the defense with eight tackles as San Diego State saw its five-game road winning streak snapped.

▶▶ SCORING SUMMARY

Qtr	Time	Team	Scoring Play	Plays	TOP	Score
1st	3:43	UH	Sharsh 8-yd pass f. McDonald (Meskell kick)	15-92	8:30	0-7
2nd	0:18	SDSU	Araiza 27-yd field goal	8-41	1:11	3-7
3rd	5:15	UH	Holly 11-yd run (Meskell kick)	14-96	7:12	3-14
4th	12:58	SDSU	Agnew 5-yd run (Agnew rush)	16-75	7:17	11-14

▶▶ INDIVIDUAL STATISTICS

SAN DIEGO STATE

Rushing	Att	Yds	TD	Long	Avg
Jasmin	7	37	0	11	5.3
Washington	9	24	0	6	2.7
Brookshire	3	11	0	7	3.7
Bell	4	8	0	6	2.0
Agnew	2	8	1	5	4.0
Byrd	1	1	0	1	1.0
Totals	26	89	1	11	3.4

Passing

C-A-I	Yds	TD	Long	Sack
Agnew	25-39-0	229	0	25
Team	0-1-0	0	0	0
Totals	25-40-0	229	0	25

Receiving

No.	Yds	TD	Long
Smith, K.	6	74	0
Houston	5	47	0
Matthews	4	32	0
Jasmin	2	25	0
Kothe	2	19	0
Richardson	1	13	0
Bellinger	1	9	0
Busbee	1	5	0
Dedeaux	1	4	0
Williams	1	1	0
Byrd	1	0	0
Totals	25	229	0

HAWAI'I

Rushing	Att	Yds	TD	Long	Avg
Cordeiro	8	59	0	14	7.4
Reed	13	53	0	14	4.1
Holly	5	29	1	15	5.8
Team	2	-4	0	0	-2.0
McDonald	3	-5	0	8	-1.7
Totals	31	132	1	15	4.3

Passing

C-A-I	Yds	TD	Long	Sack
McDonald	13-19-1	144	1	21
Cordeiro	9-16-0	71	0	11
Totals	22-35-1	215	1	21

Receiving

No.	Yds	TD	Long
Sharsh	10	95	1
Smart	7	82	0
Byrd	4	29	0
Ward	1	9	0
Totals	22	215	1

2019 Game Recaps



10 STRAIGHT BOWL GAME APPEARANCES ▶ 21 CONFERENCE CHAMPIONSHIPS



Brigham Young

3

7-5



San Diego State

13

9-3 / 5-3 MW

Nov. 30, 2019 | SDCCU Stadium | San Diego, Calif. | CBSN



▶▶ TEAM STATISTICS

	BYU	SDSU
FIRST DOWNS	23	12
Rushing	7	5
Passing	15	7
Penalty	1	0
NET YARDS RUSHING	78	97
Rushing Attempts	27	35
Average Per Rush	2.9	2.8
Rushing Touchdowns	0	0
Yards Gained Rushing	112	109
Yards Lost Rushing	34	12
NET YARDS PASSING	338	172
Completions-Attempts-Int	32-54-2	19-25-0
Average Per Attempt	6.3	6.9
Average Per Completion	10.6	9.1
Passing Touchdowns	0	1
TOTAL OFFENSE YARDS	416	269
Total Offense Plays	81	60
Average Gain Per Play	5.1	4.5
Fumbles: Number-Lost	1-1	0-0
Penalties: Number-Yards	4-20	4-30
PUNTS-YARDS	4-128	7-323
Average Yards Per Punt	32.0	46.1
Net Yards Per Punt	32.0	43.6
KICKOFFS-YARDS	2-102	4-234
Average Yards Per Kickoff	51.0	58.5
Net Yards Per Kickoff	42.0	39.8
Touchbacks	0	3
Punt Ret.: Number-Yds-TD	2-18-0	0-0-0
Kickoff Ret.: Number-Yds-TD	1-0-0	1-18-0
Interceptions: Number-Yds-TD	0-0-0	2-25-0
Fumble Ret.: Number-Yds-TD	0-0-0	0-0-0
Possession Time	31:39	28:21
Third-Down Conversions	6 of 17	4 of 14
Fourth-Down Conversions	1 of 3	0 of 1
Red-Zone Scores-Chances	1-3	1-2
Touchdowns	0-3	0-2
Field Goals	1-3	1-2
Sacks By: Number-Yards	2-7	2-24
PAT Kicks	0-0	1-1
Field Goals	1-3	2-2
Points Off Turnovers	0	0

▶▶ GAME NOTES

Senior Night
 ▶ San Diego State won on Senior Night for the eighth time in 10 seasons (exceptions were 2018 and 2016).

San Diego State held BYU to three points, its fewest in a game since being shut out at No. 17 LSU on Sept. 2, 2017 and the fewest vs. a Group of 5 opponent since being shut out against Utah (was in the MW at the time) on Sept. 22, 2003
 The Cougars came into tonight averaging 30.3 points per game, including 39.8 points per game over their five-game win streak.

▶ SDSU snapped a six-game losing streak to BYU (previous win was Oct. 1, 2005).

▶ The Aztecs snapped BYU's five-game winning streak, its longest since 2008.

▶ The Aztecs beat BYU for just the second time in the last 10 meetings (since 2001)

▶ The Aztecs finished 4-2 at home on the season and now have six straight winning seasons at home. SDSU hasn't had a losing home season since going 2-4 in 2008.

▶ Carson Baker became just the second quarterback in the SDSU's' Division I history (since 1969) to win in his starting debut having never previously thrown a collegiate pass (also Joe Davis vs. Arkansas State on Sept. 12, 1976).

SAN DIEGO -- Redshirt freshman Carson Baker threw for the go-ahead score in his first career start and Tariq Thompson had a strip-sack fumble recovery and an interception for San Diego State, which beat BYU, 13-3, in a clash of former conference rivals on **Senior Night** at SDCCU Stadium.

SDSU (9-3) rebounded from a loss at Hawai'i, limiting the Cougars (7-5) to just one field goal after the visitors entered the night averaging 39.8 points over their previous five games.

San Diego State also snapped BYU's five-game winning streak and beat Brigham Young for the first time since 2005, halting a six-game losing streak in the series.

Baker, who played at nearby Helix High, had never taken a college snap before getting the start in place of senior Ryan Agnew, who sat out with an injured left calf. Baker completed 19 of 24 passes for 172 yards and a 25-yard scoring pass to tight end Daniel Bellingier.

Baker became just the second quarterback in the Aztecs' Division I history (since 1969) to win in his starting debut having never previously thrown a collegiate pass (also Joe Davis vs. Arkansas State on Sept. 12, 1976).

BYU's Zach Wilson threw for 316 yards, completing 31 of 53, but overall had a tough night against SDSU's stingy defense, which forced three turnovers against the quarterback, including two interceptions and a fumble.

After looking lethargic for most of the first half, Baker led the Aztecs on a two-minute drill capped by his 25-yard touchdown pass to Bellingier for a 7-3 lead with 13 seconds left before halftime.

The Cougars had the ball at the SDSU 40 late in the third quarter and tried a flea flicker, but Thompson hit Zach Wilson for the strip-sack and recovered the fumble. Thompson also intercepted Wilson with 4:43 to play in the game.

SDSU's Matt Araiza kicked field goals of 44 and 27 yards in the second half. Baker had completions of 33 and 32 yards to Jesse Matthews to set up Araiza's second field goal. Matthews finished with team highs of four catches and 78 yards.

Wilson moved the Cougars down the field early in the fourth quarter before the drive stalled and Skyler Southam shanked a 26-yard field goal attempt off the left upright. Southam missed again with 12 seconds left.

Southam opened the scoring with a 24-yard field goal at the 3:39 mark of the first period.

Tariq Thompson, Dwayne Johnson and Trenton Thompson finished with nine tackles each to lead the Aztec defense, which held BYU to three points, its fewest against a Group of 5 opponent since being shut out against Utah (was in the MW at the time) on Sept. 22, 2003.

▶▶ SCORING SUMMARY

Qtr	Time	Team	Scoring Play	Plays	TOP	Score
1st	3:39	BYU	Southam 24-yd field goal	7-39	2:36	3-0
2nd	0:13	SDSU	Bellingier 25-yd pass f. Baker (Araiza kick)	10-61	2:10	3-7
3rd	5:23	SDSU	Araiza 44-yd field goal	11-52	6:19	3-10
4th	5:40	SDSU	Araiza 27-yd field goal	8-70	4:29	3-13

▶▶ INDIVIDUAL STATISTICS

BRIGHAM YOUNG

Rushing	Att	Yds	TD	Long	Avg
Wilson	8	29	0	17	3.6
Katoa	10	22	0	6	2.2
Hifo	4	19	0	9	4.8
Allgeier	3	5	0	5	1.7
Milne	1	4	0	4	4.0
Team	1	-1	0	0	-1.0
Totals	27	78	0	17	2.9

Passing C-A-I Yds TD Long Sack

Wilson	31-52-2	316	0	35	2
Hifo	1-1-0	22	0	22	0
Totals	32-54-2	338	0	35	2

Receiving No. Yds TD Long

Shumway	6	83	0	21
Bushman	6	59	0	22
Simon	5	46	0	20
Katoa	4	52	0	34
Romney	3	53	0	35
Hifo	3	20	0	11
Milne	3	15	0	10
Allgeier	2	10	0	6
Totals	32	338	0	35

SAN DIEGO STATE

Rushing	Att	Yds	TD	Long	Avg
Jasmin	7	44	0	17	6.3
Washington	10	26	0	8	2.6
Williams	5	13	0	8	2.6
Baker	8	7	0	5	0.9
Bell	3	6	0	2	2.0
Brookshire	1	2	0	2	2.0
Team	1	-1	0	0	-1.0
Totals	35	97	0	17	2.8

Passing C-A-I Yds TD Long Sack

Baker	19-24-0	172	1	33	2
Team	0-1-0	0	0	0	0
Totals	19-25-0	172	1	33	2

Receiving No. Yds TD Long

Matthews	4	78	0	33
Smith, K.	3	19	0	10
Byrd	3	10	0	10
Bell	2	7	0	6
Washington	2	6	0	3
Bellingier	1	25	1	25
Houston	1	8	0	8
Williams	1	8	0	8
Dinka	1	7	0	7
Jasmin	1	4	0	4
Totals	19	172	1	33

2019 Game Recaps



10 STRAIGHT BOWL GAME APPEARANCES ▶ 21 CONFERENCE CHAMPIONSHIPS



Central Michigan 11

8-6 / 6-2 MAC



San Diego State 48

10-3 / 5-3 MW

Dec. 21, 2019 | Dreamstyle Stadium | Albuquerque, N.M. | ESPN



▶ TEAM STATISTICS

	CMU	SDSU
FIRST DOWNS	8	24
Rushing	2	9
Passing	4	12
Penalty	2	3
NET YARDS RUSHING	112	223
Rushing Attempts	27	45
Average Per Rush	4.1	5.0
Rushing Touchdowns	1	2
Yards Gained Rushing	138	261
Yards Lost Rushing	26	38
NET YARDS PASSING	165	287
Completions-Attempts-Int	12-30-3	18-31-1
Average Per Attempt	5.5	9.3
Average Per Completion	13.8	15.9
Passing Touchdowns	0	3
TOTAL OFFENSE YARDS	277	510
Total Offense Plays	57	76
Average Gain Per Play	4.9	6.7
Fumbles: Number-Lost	3-2	0-0
Penalties: Number-Yards	10-86	6-65
PUNTS-YARDS	8-320	7-304
Average Yards Per Punt	40.0	43.4
Net Yards Per Punt	40.0	35.6
KICKOFFS-YARDS	3-190	9-585
Average Yards Per Kickoff	63.3	65.0
Net Yards Per Kickoff	37.3	40.0
Touchbacks	1	9
Punt Ret.: Number-Yds-TD	2--5-0	1-0-0
Kickoff Ret.: Number-Yds-TD	0-0-0	2-53-0
Interceptions: Number-Yds-TD	1-0-0	3-0-0
Fumble Ret.: Number-Yds-TD	0-0-0	1-20-1
Possession Time	21:41	38:19
Third-Down Conversions	4 of 16	6 of 16
Fourth-Down Conversions	0 of 1	0 of 0
Red-Zone Scores-Chances	1-2	3-4
Touchdowns	0-2	2-4
Field Goals	1-2	1-4
Sacks By: Number-Yards	1-4	3-20
PAT Kicks	0-0	6-6
Field Goals	1-1	2-2
Points Off Turnovers	0	21

▶ GAME NOTES

- Another 10-Win Season**
- ▶ The Aztecs finished with a 10-3 record, their 11th double-digit win season in program history, including their eighth in their Division I history (since 1969).
 - ▶ SDSU now has four seasons with at least 10 wins and a bowl victory (1969, 2015, 2016 and 2019).
 - ▶ San Diego State became the 10th team in FBS play to win at least 10 games in four of the past five seasons.
 - ▶ SDSU has won its last eight games played inside the state of New Mexico (4-0 vs. New Mexico, 3-0 at New Mexico State, 1-0 vs. Central Michigan).
 - ▶ SDSU has gone 30 straight quarters without allowing more than one score, which is the longest active streak in FBS (Boise State is second at 18 straight quarters). The last time San Diego State allowed multiple scores in a quarter was the second quarter vs. Wyoming on Oct. 12. The Aztecs have allowed just 94 points over the last 30 quarters (3.1 points per quarter).
- SDSU forced five turnovers in a game, its most since forcing six vs. San Diego on Sept. 5, 2015**
- ▶ The Aztecs had their most total yards (510) and points (48) since Nov. 4, 2017 at San Jose State (648 and 52, respectively).

ALBUQUERQUE, N.M. -- Ryan Agnew passed for 287 yards and three touchdowns, and Jordan Byrd ran for a career-high 139 yards and a score to lead San Diego State to a 48-11 win over Central Michigan in the 2019 New Mexico Bowl.

Jesse Matthews, who shared co-offensive MVP honors with Byrd for the bowl game, caught three passes for 111 yards and his first two touchdowns for the Aztecs, who finished with double-digit victories for the fourth time in the last five seasons.

Kyahva Tezino, who was named the game's defensive MVP, picked off CMU quarterback Quinten Dormady on the opening drive to set the tone for the SDSU defense. It was one of three turnovers in the game by the Chippewas, which led to 21 of San Diego State's 48 points. Agnew found Matthews with a 22-yard strike in the corner of the end zone off the Tezino pick to put the Aztecs on the scoreboard.

Central Michigan answered with a 33-yard field goal, the only other points of the first quarter.

A pair of field goals by freshman Matt Araiza early in the second quarter put SDSU up by 10. Following a Tariq Thompson pick off Dormady, Agnew found a wide open Matthews for a 74-yard touchdown to put San Diego State up, 20-3, at the half.

Byrd, playing in front of his hometown of Albuquerque, punched it in from 2 yards and TJ Sullivan made a one-handed 29-yard catch in the end zone to give the Aztecs a commanding 34-4 lead midway through the third quarter.

CMU stopped the bleeding with a 66-yard run up the middle by Kobe Lewis and converted the 2-pt. conversion, but SDSU answered late in the third on a 2-yard run by Chase Jasmin.

San Diego State finished its scoring with 5:16 left in the game when Darren Hall returned a fumble 20 yards

▶ SCORING SUMMARY

Qtr	Time	Team	Scoring Play	Plays	TOP	Score
1st	12:34	SDSU	Matthews 22-yd pass f/Agnew (Araiza kick)	4-32	1:43	0-7
1st	10:40	CMU	Tice 33-yd field goal	5-60	1:54	3-7
2nd	11:46	SDSU	Araiza 48-yd field goal	10-58	3:46	3-10
2nd	6:22	SDSU	Araiza 31-yd field goal	11-56	4:29	3-13
2nd	5:26	SDSU	Matthews 74-yd pass f/Agnew (Araiza kick)	1-74	0:13	3-20
3rd	9:51	SDSU	Byrd 2-yd run (Araiza kick)	4-58	2:13	3-27
3rd	6:24	SDSU	Sullivan 29-yd pass f/Agnew (Araiza kick)	5-39	2:34	3-34
3rd	5:13	CMU	Lewis 66-yd run (Pimpleton pass f/Dormady)	3-75	1:11	11-34
3rd	1:42	SDSU	Jasmin 2-yd run (Araiza kick)	2-58	0:45	11-41
4th	5:16	SDSU	Hall 20-yd fumble recovery (Araiza kick)	0-0	0:00	11-48

▶ INDIVIDUAL STATISTICS

CENTRAL MICHIGAN

Rushing	Att	Yds	TD	Long	Avg
Lewis	5	97	1	66	19.4
Ward	9	26	0	6	2.9
Lazzaro	3	5	0	3	1.7
Richardson	1	3	0	3	3.0
Team	1	-4	0	0	-4.0
Dormady	8	-15	0	5	-1.9
Totals	27	112	1	66	4.1

Passing

C-A-I	Yds	TD	Long	Sack	
Dormady	11-26-3	164	0	61	3
Richardson	1-3-0	1	0	1	0
Lazzaro	0-1-0	0	0	0	0
Totals	12-30-3	165	0	61	0

Receiving

No.	Yds	TD	Long	
Pimpleton	3	71	0	61
Scott	3	41	0	30
Sullivan	3	32	0	21
Raimann	1	9	0	9
Ward	1	7	0	7
Patriotto	1	5	0	5
Totals	12	165	0	61

SAN DIEGO STATE

Rushing	Att	Yds	TD	Long	Avg
Byrd	17	139	1	56	8.2
Jasmin	10	51	1	23	5.1
Lazzaro	8	34	0	19	4.2
Bell	1	11	0	11	11.0
Team	1	6	0	6	6.0
Thomaz, Zi.	3	-2	0	1	-0.7
Agnew	1	-4	0	0	-4.0
Team	3	-6	0	0	-2.0
Bellinger	1	-6	0	0	-6.0
Totals	45	223	2	56	5.0

Passing

C-A-I	Yds	TD	Long	Sack	
Agnew	18-31-1	287	3	74	1
Totals	18-31-1	287	3	74	1

Receiving

No.	Yds	TD	Long	
Matthews	3	111	2	74
Busbee	2	39	0	23
Sullivan	2	38	0	29
Kothe	2	20	0	13
Byrd	2	13	0	9
Dedeaux	1	19	0	19
Smith	1	18	0	18
Bellinger	1	11	0	11
Houston	1	11	0	11
Williams	1	7	0	7
Jasmin	1	2	0	2
Bell	1	-2	0	0
Totals	18	287	3	74



Rashaad Penny finished his San Diego State career ranked first in kick return touchdowns (7), kick return yards (2,449), and rushing yards per carry (7.49), and tied for first in 200-yard rushing games (7).

Inside:

Rushing	124
Passing	132
Receiving	138
Total Offense	145
All-Purpose	147
Scoring	148
Kickoffs	151
Defense	152
Punt Returns	158
Kickoff Returns	159
Punting	160
Miscellaneous	161
Longest Plays	162
Attendance	164

Rushing



10 STRAIGHT BOWL GAME APPEARANCES ► 21 CONFERENCE CHAMPIONSHIPS

Bold indicates set by a current Aztec
 * - Indicates conference game
 ^ - Indicates Division I era record

■ Team Records

Most Attempts

Game: 71 at San José State, 11/4/17
 71, vs. UTEP, 11/17/79
Season: 675, in 2015 (11-3)

Fewest Attempts

Game: 12, at Brigham Young*, 10/9/01
Season: 284, in 2008 (2-10)

Most Yards

Game: 554 at San José State, 11/4/17
Season: 3,680, in 2016 (11-3)

Fewest Yards

Game: -49, at San José State*, 11/6/71
Season: 637, in 1958 (3-5)

Most Touchdowns

Game: 10, vs. New Mexico State, 11/15/69
Season: 34, in 2016 (11-3)

Fewest Touchdowns

Season: 4, in 1960 (1-6-1) and 1959 (1-6-1)

Most Yards Per Carry

Game: 12.1 vs. Army (AFB), 12/23/17
Season: 5.8, in 2016 (11-3)

Most Yards Per Game

Season: 269.4, in 1952 (4-5)

Fewest Yards Per Game

Season: 72.9, in 2002 (4-9)

SINGLE-SEASON HIGHS/DI ERA

Attempts	Yards Per Game
1. 675 in 2015 (11-3)	1. 262.9 in 2016 (11-3)
2. 636 in 2016 (11-3)	2. 252.5 in 2017 (10-3)
3. 578 in 2012 (9-4)	3. 233.3 in 2015 (11-3)
4. 575 in 2017 (10-3)	4. 220.7 in 2012 (9-4)
5. 559 in 1976 (10-1)	5. 216.1 in 2014 (7-6)
6. 536 in 2019 (10-3)	6. 206.3 in 1991 (8-4-1)
7. 521 in 1991 (8-4-1)	7. 202.8 in 1995 (8-4)
8. 519 in 2018 (7-6)	8. 187.2 in 1976 (10-1)
9. 517 in 2014 (7-6)	9. 186.6 in 1998 (7-5)
10. 512 in 1979 (8-3)	10. 184.5 in 2011 (8-5)

Yards	Touchdowns
1. 3,680 in 2016 (11-3)	1. 34 in 2016 (11-3)
2. 3,282 in 2017 (10-3)	2. 33 in 2017 (10-3)
3. 3,266 in 2015 (11-3)	3. 32 in 2015 (11-3)
4. 2,869 in 2012 (9-4)	4. 30 in 2013 (8-5)
5. 2,809 in 2014 (7-6)	30 in 2012 (9-4)
6. 2,476 in 1991 (8-4-1)	30 in 1991 (8-4-1)
7. 2,433 in 1995 (8-4)	30 in 1989 (6-5-1)
8. 2,398 in 2011 (8-5)	8. 29 in 2010 (9-4)
9. 2,166 in 2013 (8-5)	9. 28 in 2011 (8-5)
10. 2,102 in 2018 (7-6)	10. 27 in 1995 (8-4)

MOST YARDS

Rk.	Opponent, Date (Result)	Yards
1.	at San José State*, 11/4/17 (W, 52-7)	554
2.	at Nevada*, 11/12/16 (W, 46-16)	474
3.	Mexico Poly, 9/17/66 (W, 45-0)	454
4.	at UC Santa Barbara*, 10/19/62 (W, 46-8)	453
5.	Pacific, 9/14/91 (W, 55-34)	430
6.	San Francisco State, 9/26/64 (W, 54-0)	423
7.	Redlands, 10/18/52 (W, 27-12)	413
8.	at UC Santa Barbara*, 10/19/62 (W, 46-8)	411
9.	at Utah State*, 10/28/16 (W, 40-13)	400
	Wyoming*, 11/24/12 (W, 42-28)	400
11.	at New Mexico*, 10/10/14 (W, 24-14)	397
12.	San José State*, 11/29/14 (W, 38-7)	393
	Pepperdine*, 10/11/52 (W, 33-13)	393

14.	Cal St. Los Angeles*, 10/27/51 (W, 64-0)	390
15.	Pomona, 9/27/40 (W, 33-3)	386

MOST YARDS PER CARRY/DI ERA

Rk.	Opponent, Date (Result)	YPC
1.	vs. Army (AFB), 12/23/17 (L, 35-42)	12.14
2.	at Nevada*, 11/12/16 (W, 46-16)	10.77
3.	San José State, 10/21/95 (W, 49-20)	9.36
4.	at New Mexico*, 10/10/14 (W, 24-14)	8.63
5.	UTEP*, 11/16/85 (W, 34-6)	8.53
6.	at Wyoming*, 11/24/12 (W, 42-28)	8.33
7.	Pacific, 9/14/91 (W, 55-34)	7.96
8.	Wyoming*, 10/29/11 (L, 27-30)	7.89
9.	at San José State*, 11/4/17 (W, 52-7)	7.80
10.	at (nr/25) Missouri, 9/18/10 (L, 24-27)	7.58
11.	Hawai'i*, 10/11/96 (W, 56-8)	7.48
12.	Colorado State*, 9/28/85 (W, 48-23)	7.23
13.	New Mexico*, 11/24/17 (W, 35-10)	7.16
14.	Eastern Illinois, 10/6/01 (W, 40-7)	7.12
15.	California, 9/10/06 (W, 45-40)	7.11

■ Individual Records

Most Yards

Game: 386, Marshall Faulk vs. Pacific, 9/14/91
Season: 2,248, Rashaad Penny, 2017
Career: 6,405, Donnel Pumphrey, 2013-14-15-16

Most Yards By A Senior

Game: 285, Larry Ned vs. Eastern Illinois, 10/6/01
Season: 2,248, Rashaad Penny, 2017

Most Yards By A Junior

Game: 270, George Jones at Fresno State, 10/14/95
Season: 1,842, George Jones, 1995

Most Yards By A Sophomore

Game: 300, Marshall Faulk vs. (23) Hawai'i, 11/14/92
Season: 1,867, Donnel Pumphrey, 2014

Most Yards By A Freshman

Game: 386, Marshall Faulk vs. Pacific, 9/14/91
Season: 1,532, Ronnie Hillman, 2010

Most Yards By A Quarterback

Game: 116, Joe Turpin vs. Cal Poly, 9/30/67
Season: 402, Kevin O'Connell, 2005
Career: 1,312, Kevin O'Connell, 2004-05-06-07

Most Attempts

Game: 47, Larry Ned vs. Wyoming*, 11/17/01
Season: 349, Donnel Pumphrey, 2016
Career: 1,059, Donnel Pumphrey, 2013-14-15-16

Most Touchdowns

Game: 7, Marshall Faulk vs. Pacific, 9/14/91
Season: 23, Rashaad Penny, 2017
 23, George Jones, 1995
Career: 62, Donnel Pumphrey, 2013-14-15-16

Highest Average Yards Per Carry


Game: 20.8, Rashaad Penny at Nevada*, 11/12/16 (min. 10 atts.)
Season: 8.0, Nate Johns, 1965 (min. 100 atts.)
Career: 7.5, Rashaad Penny, 2014-15-16-17 (min. 200 atts.)

Highest Average Per Game

Season: 172.9, Rashaad Penny, 2017 (min. 8 gms.)
Career: 143.4, Marshall Faulk, 1991-92-93 (min. 15 gms.)

Most 100-Yard Games

Season: 11, Rashaad Penny, 2017
 11, Donnel Pumphrey, 2016
Career: 33, Donnel Pumphrey, 2013-14-15-16



DONNEL PUMPHREY

YARDS RUSHING/CAREER

Pl.	Player	Seasons	Att	Gain	Loss	Net	Avg.	TD
1.	Donnel Pumphrey	2013-14-15-16	1,059	6,603	198	6,405	6.0	62
2.	Marshall Faulk	1991-92-93	766	4,786	197	4,589	6.0	57
3.	Rashaad Penny	2014-15-16-17	488	3,755	99	3,656	7.5	38
4.	Larry Ned	1998-99-00-01	765	3,792	230	3,562	4.7	36
5.	Ronnie Hillman	2010-11	573	3,384	141	3,243	5.7	36
6.	Adam Muema	2011-12-13	535	3,070	115	2,955	5.5	34
7.	Jonas Lewis	1996-97-98-99	589	3,015	172	2,843	4.8	15
8.	George Jones	1995-96	486	2,904	94	2,810	5.8	34
9.	Juwan Washington	2016-17-18-19	531	2,851	152	2,699	5.1	25
10.	Norm Nygaard	1952-53-54	407	2,766	147	2,619	6.4	25
11.	Wayne Pittman	1991-92-93-94	551	2,498	135	2,363	4.3	17
12.	Chris Hardy	1983-84-85-86	447	2,448	107	2,341	5.2	22
13.	David Turner	1976-77	433	2,336	102	2,234	5.2	19
14.	Paul Hewitt	1987-88	473	2,178	122	2,056	4.3	28
15.	Lynell Hamilton	2003-05-06-07	480	2,191	139	2,052	4.3	14
16.	Kern Carson	1961-62-63	316	2,002	91	1,911	6.0	26
17.	Chase Price	2012-13-14-15	377	1,926	52	1,874	5.0	12
18.	Walter Kazzee	2009-10-11-12	388	1,896	44	1,852	4.8	17
19.	Art Preston	1949-50-51	317	1,858	194	1,664	5.2	-
20.	Brandon Bomes	2004-05-06-07	375	1,616	63	1,553	4.1	13
21.	Atiyah Henderson	2006-07-08	338	1,531	94	1,437	4.3	5
22.	Don Shy	1965-66	258	1,250	136	1,114	5.3	12
23.	Kevin O'Connell (QB)	2004-05-06-07	395	1,996	684	1,312	3.3	19
24.	Mike Waters	1983-84	312	1,291	25	1,266	4.1	5
25.	Lloyd Edwards	1967-68	249	1,254	3	1,251	5.0	10
26.	Jim Allison	1963-64	180	1,259	26	1,233	6.9	16
27.	Monty Reed	1974-75	264	1,290	59	1,231	4.7	18
28.	Bill Kramer	1973-74	190	1,248	23	1,225	6.4	4
29.	Michael Franklin	2002-03-04-05	263	1,310	94	1,216	4.6	5
30.	Mario Mendez	1961-62-63	213	1,200	32	1,168	5.5	20
31.	Ted Washington	1966-67	244	1,234	78	1,156	4.7	13
32.	George Brown	1968-69-70	278	1,171	24	1,147	4.1	10
33.	Ron Slack	1986-87-88-89	271	1,203	67	1,136	4.2	14
34.	T.C. Wright	1990-91	198	1,178	43	1,135	5.7	9
35.	Derrick Harvey	1980-82-83	278	1,162	46	1,116	4.0	9
36.	Chase Jasmin	2017-18-19	250	1,155	60	1,095	4.4	11
37.	Tony Allen	1979	226	1,141	47	1,094	4.8	10
38.	Brandon Sullivan	2007-08-09-10	300	1,157	70	1,087	3.6	14
39.	Phil Prokop	1951-52-53	116	1,115	30	1,085	9.4	9
40.	Ollie Brown	1973-74-75-76	206	1,101	46	1,055	5.1	8



RUSHING/SEASON

Pl.	Player	Cl.	Season	Att.	Yds.	TD	YPC	YPG	GP1K	TGP1K
1.	Rashaad Penny	Sr.	►+2017	289	2,248	23	7.79	172.92	7	7
2.	Donnel Pumphrey	Sr.	►+2016	349	2,133	17	6.11	152.36	6	6
3.	Donnel Pumphrey	So.	2014	276	1,867	20	6.76	143.62	8	8
4.	George Jones	Jr.	1995	305	1,842	23	6.04	153.50	7	7
5.	Ronnie Hillman	So.	+2011	311	1,711	19	5.50	131.62	7	7
6.	Donnel Pumphrey	Jr.	2015	309	1,653	17	5.35	118.07	9	9
7.	Marshall Faulk	So.	►1992	265	1,630	15	6.15	163.00	6	6
8.	Marshall Faulk	T-Fr.	►+1991	231	1,586	21	6.87	158.60	7	10
9.	Larry Ned	Sr.	2001	311	1,549	15	4.98	140.82	8	8
10.	Ronnie Hillman	T-Fr.	+2010	262	1,532	17	5.85	117.85	9	9
11.	Marshall Faulk	Jr.	1993	300	1,530	21	5.10	127.50	9	9
12.	Adam Muema	So.	+2012	237	1,458	16	6.15	112.15	10	10
13.	David Turner	Sr.	1977	240	1,252	12	5.22	113.82	10	10
14.	Adam Muema	Jr.	+2013	256	1,244	15	4.86	95.69	11	11
15.	Jim Allison	Sr.	1964	174	1,186	16	6.82	131.78	8	9
16.	Chris Hardy	Jr.	1985	158	1,150	7	7.28	95.83	11	11
17.	Wayne Pittman	Sr.	1994	274	1,136	12	4.15	103.27	10	10
18.	Tony Allen	Sr.	1979	226	1,094	10	4.84	99.45	10	10
19.	Lynell Hamilton	T-Fr.	2003	234	1,087	4	4.65	108.70	10	10
20.	Paul Hewitt	Sr.	1988	240	1,055	10	4.40	95.91	11	11
21.	Jonas Lewis	So.	1997	227	1,021	6	4.50	92.82	11	11
22.	Rashaad Penny	Jr.	+2016	136	1,018	11	7.49	72.71	14	14
23.	Norm Nygaard	So.	1952	153	1,016	9	6.64	NA	NA	NA
24.	Chase Price	Sr.	2015	190	1,008	6	5.31	72.00	14	14
25.	Paul Hewitt	Jr.	1987	233	1,001	18	4.30	83.42	12	12

► - indicates player led the nation in rushing yardage. + - indicated team participated in bowl game. GP1K - games played to date when reaching 1,000 yards; TGP1K - team games to date when player reached 1,000 yards.

Multiple 1,000-Yard Seasons: Marshall Faulk (3), Donnel Pumphrey (3), Paul Hewitt (2), Ronnie Hillman (2), Adam Muema (2), Rashaad Penny (2)

Head Coaches for 1,000-Yard Seasons: Rocky Long (9), Ted Tollner (4), Al Luginbill (3), Claude Gilbert (2), Denny Stolz (2), Don Coryell (1), Tom Craft (1), **Brady Hoke (1)**, Bill Schutte (1), Doug Scovil (1)

Most Consecutive 100-Yard Games

Season: 9, Donnel Pumphrey, 2016
Career: 10, Marshall Faulk, 1991-92

Most 200-Yard Games

Season: 6, Rashaad Penny, 2017
Career: 7, Rashaad Penny, 2014-15-16-17
7, Marshall Faulk, 1991-92-93

■ Rushing Yards

YARDS RUSHING/SENIOR

Pl.	Player, Season	Yards
1.	Rashaad Penny, 2017	2,248
2.	Donnel Pumphrey, 2016	2,133
3.	Larry Ned, 2001	1,549
4.	David Turner, 1977	1,252
5.	Jim Allison, 1964	1,186

YARDS RUSHING/JUNIOR

Pl.	Player, Season	Yards
1.	George Jones, 1995	1,842
2.	Donnel Pumphrey, 2015	1,653
3.	Marshall Faulk, 1993	1,530
4.	Adam Muema, 2013	1,244
5.	Chris Hardy, 1985	1,150

YARDS RUSHING/SOPHOMORE

Pl.	Player, Season	Yards
1.	Donnel Pumphrey, 2014	1,867
2.	Ronnie Hillman, 2011	1,711
3.	Marshall Faulk, 1992	1,630
4.	Adam Muema, 2012	1,458
5.	Jonas Lewis, 1997	1,021

YARDS RUSHING/FRESHMAN

Pl.	Player, Season	Yards
1.	Ronnie Hillman, 2010	1,532
2.	Marshall Faulk, 1991	1,429
3.	Lynell Hamilton, 2003	1,087

4.	Darrin Wagner, 1989	787
5.	Atiyah Henderson, 2006	764

SEASON/QUARTERBACK

Pl.	Player, Season	Yards
1.	Kevin O'Connell, 2007	408
2.	Kevin O'Connell, 2005	402
3.	Kevin O'Connell, 2004	347
4.	Ryan Katz, 2012	287
5.	Bill Donckers, 1972	233

■ Rushing Attempts

SEASON

Pl.	Player, Season (Yards)	Attempts
1.	Donnel Pumphrey, 2016 (2,133)	349
2.	Ronnie Hillman, 2011 (1,711)	311
	Larry Ned, 2001 (1,549)	311
4.	Donnel Pumphrey, 2015 (1,653)	309
5.	George Jones, 1995 (1,842)	305
6.	Marshall Faulk, 1993 (1,530)	300
7.	Rashaad Penny, 2017 (2,248)	289
8.	Donnel Pumphrey, 2014 (1,867)	276
9.	Wayne Pittman, 1994 (1,136)	274
10.	Marshall Faulk, 1992 (1,630)	265
11.	Ronnie Hillman, 2010 (1,532)	262
12.	Adam Muema, 2013 (1,244)	256
13.	Paul Hewitt, 1988 (1,104)	240
	David Turner, 1977 (1,252)	240
15.	Adam Muema, 2012 (1,458)	237
	Chris Hardy, 1986 (947)	237

CAREER

Pl.	Player, Seasons (Yards)	Attempts
1.	Donnel Pumphrey, 2013-14-15-16 (6,405)	1,059
2.	Marshall Faulk, 1991-92-93 (4,589)	766
3.	Larry Ned, 1998-99-00-01 (3,562)	765
4.	Jonas Lewis, 1996-97-98-99 (2,843)	589
5.	Ronnie Hillman, 2010-11 (3,243)	573
6.	Wayne Pittman, 1991-92-93-94 (2,389)	551

■ Single-Game Rushing Leaders

RUSHING YARDS

Pl.	Player	Opponent	Att	Yards	Avg.	TD
1.	Marshall Faulk	vs. Pacific, Sept. 14, 1991	37	386	10.43	7
2.	Marshall Faulk	vs. (23) Hawai'i, Nov. 14, 1992	43	300	6.98	4
3.	Marshall Faulk	at Brigham Young*, Sept. 10, 1992	35	299	8.54	3
4.	Larry Ned	vs. Eastern Illinois, Oct. 6, 2001	30	285	9.50	3
5.	Donnel Pumphrey	vs. California, Sept. 10, 2016	29	281	9.69	3
6.	George Jones	at UNLV*, Nov. 16, 1996	32	275	8.59	3
7.	Jim Allison	vs. San Francisco State, Sept. 26, 1964	20	271	13.55	4
8.	George Jones	vs. Fresno State*, Oct. 14, 1995	28	270	9.64	5
9.	Donnel Pumphrey	vs. San José State*, Nov. 29, 2014	21	261	12.32	3
10.	Paul Hewitt	vs. Air Force*, Sept. 11, 1988	45	259	5.76	4

RUSHING YARDS/QUARTERBACK

Pl.	Player	Opponent	Att	Yards	Avg.	TD
1.	Joe Turpin	vs. Cal Poly, Sept. 30, 1967	11	116	10.55	1
2.	Matt Kofler	vs. New Mexico*, Nov. 22, 1980	21	102	4.86	2
3.	Kevin O'Connell	at Brigham Young*, Nov. 6, 2004	15	101	6.73	0

RUSHING ATTEMPTS

Pl.	Player	Opponent	Att	Yards	Avg.	TD
1.	Larry Ned	vs. Wyoming*, Nov. 17, 2001	47	209	4.45	4
2.	Paul Hewitt	vs. Air Force*, Sept. 11, 1988	45	259	5.76	4
3.	Marshall Faulk	vs. (23) Hawai'i, Nov. 14, 1992	43	300	6.98	4
4.	Lynell Hamilton	vs. Wyoming*, Oct. 25, 2003	40	218	5.45	0
	Larry Ned	at Colorado State*, Sept. 22, 2001	40	177	4.43	2
	Jonas Lewis	at Fresno State*, Nov. 15, 1997	40	253	6.33	2
	George Jones	at New Mexico*, Oct. 19, 1996	40	187	4.68	5
	Derrick Harvey	at Wyoming*, Oct. 9, 1982	40	134	3.35	1
9.	Donnel Pumphrey	at Fresno State*, Oct. 14, 2016	38	220	5.79	2
	David Turner	vs. New Mexico, Nov. 27, 1976	38	146	3.84	1

RUSHING TOUCHDOWNS

Pl.	Player	Opponent	Att	Yards	Avg.	TD
1.	Marshall Faulk	vs. Pacific, Sept. 14, 1991	37	386	10.43	7
2.	George Jones	at New Mexico*, Oct. 19, 1996	40	187	4.68	5
	George Jones	vs. Fresno State*, Oct. 14, 1995	28	270	9.64	5
	Marshall Faulk	at Hawai'i, Oct. 5, 1991	22	212	9.64	5
5.	Rashaad Penny	vs. Army (AFB), Dec. 23, 2017	14	221	15.79	4
	Donnel Pumphrey	vs. UNLV*, Sept. 27, 2014	22	167	7.59	4
	Adam Muema	at Wyoming*, Nov. 24, 2012	26	255	9.81	4
	Ronnie Hillman	vs. Fresno State, Dec. 3, 2011	29	178	6.14	4
	Ronnie Hillman	vs. Washington State, Sept. 17, 2011	32	191	5.97	4
	Ronnie Hillman	at New Mexico State, Sept. 11, 2010	22	150	6.82	4
	Larry Ned	vs. Wyoming*, Nov. 17, 2001	47	209	4.45	4
	Marshall Faulk	at Hawai'i, Oct. 19, 1993	27	175	6.48	4
	Marshall Faulk	vs. (23) Hawai'i, Nov. 14, 1992	43	300	6.98	4
	Paul Hewitt	vs. Air Force*, Sept. 11, 1988	45	259	5.76	4
	Jim Allison	vs. San Francisco State, Sept. 26, 1964	20	271	13.55	4
	Mario Mendez	vs. San Diego, Nov. 18, 1961	20	152	7.60	4
	Norm Nygaard	vs. Hawai'i, Sept. 26, 1953	NA	NA	NA	4
	Art Preston	at Fresno State, Nov. 3, 1951	NA	NA	NA	4

LONGEST RUSH

Pl.	Player	Opponent	Yards
1.	Ronnie Hillman	vs. Wyoming*, Oct. 29, 2011 (L, 27-30)	99
2.	Phil Prokop	vs. Pepperdine*, Oct. 11, 1952 (W, 33-13)	98
3.	Rashaad Penny	at Arizona State, Sept. 9, 2017 (W, 30-20)	95
4.	Donnel Pumphrey	at New Mexico*, Oct. 10, 2014 (W, 24-14)	93
	Ronnie Hillman	at Missouri, Sept. 18, 2010 (L, 24-27)	93
6.	Chris Hardy	vs. UTEP*, Nov. 16, 1985 (W, 34-6)	92
	Chris Hardy	vs. Colorado State, Sept. 28, 1985 (W, 48-23)	92
	Volney Quinlan	vs. San Diego Marines, Oct. 13, 1951 (W, 34-18)	92
9.	Ken Carson	at Fresno State*, Nov. 2, 1963 (W, 34-6)	88
10.	Ted Washington	vs. North Dakota State, Nov. 5, 1966 (W, 36-0)	86

7.	Adam Muema, 2011-12-13 (2,852)	535	14.	David Turner, 1976-77 (2,234)	433
8.	Juwan Washington, 2016-17-18-19 (2,699)	531	15.	Kevin O'Connell (QB), 2004-05-06-07 (1,312)	395
9.	Rashaad Penny, 2014-15-16-17 (3,656)	488		---	
10.	George Jones, 1995-96 (2,810)	486		Chase Jasmin, 2017-18-19 (1,095)	250
11.	Lynell Hamilton, 2003-05-06-07 (2,052)	480			
12.	Paul Hewitt, 1987-88 (2,574)	473			
13.	Chris Hardy, 1983-84-85-86 (2,341)	447			



■ Rushing TDs

SEASON

Pl.	Player, Season	TDs
1.	Rashaad Penny, 2017	23
	George Jones, 1995	23
3.	Marshall Faulk, 1993	21
	Marshall Faulk, 1991	21
5.	Donnel Pumphrey, 2014	20
6.	Ronnie Hillman, 2011	19
7.	Paul Hewitt, 1987	18
8.	Donnel Pumphrey, 2016	17
	Donnel Pumphrey, 2015	17
	Ronnie Hillman, 2010	17
11.	Adam Muema, 2012	16
	Jim Allison, 1964	16
13.	Larry Ned, 2001	15
	Marshall Faulk, 1992	15
15.	Ron Slack, 1989	13
	David Turner, 1977	13

SEASON/QUARTERBACK

Pl.	Player, Season	TDs
1.	Kevin O'Connell, 2007	11
2.	Matt Kofler, 1981	7
	Matt Kofler, 1980	7
4.	Dennis Shaw, 1969	6

CAREER

Pl.	Player, Seasons	TDs
1.	Donnel Pumphrey, 2013-14-15-16	62
2.	Marshall Faulk, 1991-92-93	57
3.	Rashaad Penny, 2014-15-16-17	38
4.	Ronnie Hillman, 2010-11	36
	Larry Ned, 1998-99-00-01	36
6.	Adam Muema, 2011-12-13	34
	George Jones, 1995-96	34
8.	Paul Hewitt, 1987-88	28
9.	Juwan Washington, 2016-17-18-19	25
10.	Chris Hardy, 1983-84-85-86	22
11.	Casey Brown, 1982-83-84-85	21
12.	Kevin O'Connell (QB), 2004-05-06-07	19
	David Turner, 1976-77	19
14.	Monty Reedy, 1974-75	18
15.	Walter Kazee, 2009-10-11-12	17
	Wayne Pittman, 1991-92-93-94	17
	Curtis Butts, 1989-90-91	17
---		---
	Chase Jasmin, 2017-18-19 (1,095)	11

CAREER/QUARTERBACK

Pl.	Player, Season	TDs
1.	Kevin O'Connell, 2004-05-06-07	19
2.	Matt Kofler, 1980-81	14
3.	Dennis Shaw, 1969	6

■ Rushing Yards Per Carry

SEASON

Pl.	Player, Season (Att.-Yards)	YPC
1.	Rashaad Penny, 2017 (289-2,248)	7.79
2.	Rashaad Penny, 2016 (136-1,018)	7.49
3.	Chris Hardy, 1985 (158-1,150)	7.28
4.	Norm Nygaard, 1953 (126-889)	7.06
5.	Marshall Faulk, 1992 (265-1,630)	6.87
6.	Jim Allison, 1964 (174-1,186)	6.82
7.	Donnel Pumphrey, 2014 (276-1,867)	6.76
8.	Norm Nygaard, 1952 (153-1,016)	6.64
9.	Adam Muema, 2012 (237-1,458)	6.152
10.	Marshall Faulk, 1992 (265-1,630)	6.151
11.	Bill Kramer, 1974 (148-905)	6.115

12.	Donnel Pumphrey, 2016 (349-2,133)	6.112
13.	George Jones, 1995 (305-1,842)	6.04
14.	Donnel Pumphrey, 2013 (125-752)	6.02
15.	Juwan Washington, 2017 (127-759)	5.98

CAREER

Pl.	Player, Seasons (Yards)	YPC
<i>(minimum 250 attempts)</i>		
1.	Rashaad Penny, 2014-15-16-17 (3,656)	7.49
2.	Norm Nygaard, 1952-53-54 (2,619)	6.44
3.	Donnel Pumphrey, 2013-14-15-16 (6,405)	6.048
4.	Kern Carson, 1961-62-63 (1,911)	6.047
5.	Marshall Faulk, 1991-92-93 (4,589)	5.99
6.	George Jones, 1995-96 (2,810)	5.78
7.	Ronnie Hillman, 2010-11 (3,243)	5.66
8.	Don Shy, 1965-66 (1,432)	5.55
9.	Adam Muema, 2011-12-13 (2,955)	5.52
10.	Paul Hewitt, 1987-88 (2,574)	5.44
11.	Art Preston, 1949-50-51 (1,664)	5.25
12.	Chis Hardy, 1983-84-85-86 (2,341)	5.24
13.	David Turner, 1976-77 (2,234)	5.16
14.	Juwan Washington, 2016-17-18-19 (2,699)	5.08
15.	Chase Price, 2012-13-14-15 (1,874)	4.97

■ Rushing Yards Per Game

SEASON

Pl.	Player, Season (Yards-GP)	YPG
<i>(minimum 8 games)</i>		
1.	Rashaad Penny, 2017 (2,248-13)	172.9
2.	Marshall Faulk, 1992 (1,630-10)	163.0
3.	Marshall Faulk, 1991 (1,586-10)	158.6
4.	George Jones, 1995 (1,842-12)	153.5
5.	Donnel Pumphrey, 2016 (2,133-14)	152.4
6.	Donnel Pumphrey, 2014 (1,867-13)	143.6
7.	Larry Ned, 2001 (1,549-11)	140.8
8.	Jim Allison, 1964 (1,186-9)	131.8
9.	Ronnie Hillman, 2011 (1,711-13)	131.6
10.	Marshall Faulk, 1993 (1,530-12)	127.5
11.	Donnel Pumphrey, 2015 (1,653-14)	118.1
12.	Ronnie Hillman, 2010 (1,532-13)	117.9
13.	David Turner, 1977 (1,252-11)	113.8
14.	Adam Muema, 2012 (1,458-13)	112.2
15.	Juwan Washington, 2018 (999-9)	111.0

■ Top Performances

100-YARD RUSHING GMS/SEASON

Pl.	Player, Season	Games
1.	Rashaad Penny, 2017	11
	Donnel Pumphrey, 2016	11
3.	Donnel Pumphrey, 2014	10
4.	Donnel Pumphrey, 2015	9
	Ronnie Hillman, 2011	9
	George Jones, 1995	9
7.	Marshall Faulk, 1992	8
	Marshall Faulk, 1991	8
9.	Adam Muema, 2012	7
	Marshall Faulk, 1993	7
	David Turner, 1977	7
	Jim Allison, 1964	7
13.	Adam Muema, 2013	6
	Ronnie Hillman, 2010	6
	Larry Ned, 2001	6
	Tony Allen, 1979	6

100-YARD RUSHING GMS/CAREER

Pl.	Player, Seasons	Games
1.	Donnel Pumphrey, 2013-14-15-16	33
2.	Marshall Faulk, 1991-92-93	23
3.	Rashaad Penny, 2014-15-16-17	16
4.	Ronnie Hillman, 2010-11	15

5.	Adam Muema, 2011-12-13	14
	George Jones, 1995-96	14
7.	Larry Ned, 1998-99-00-01	13
8.	Jonas Lewis, 1996-97-98-99	12
9.	Norm Nygaard, 1952-53-54	11
	David Turner, 1976-77	11
11.	Chris Hardy, 1983-84-85-86	9
12.	Lynell Hamilton, 2003-05-06-07	8
	Paul Hewitt, 1987-88	8
	Wayne Pittman, 1991-92-93-94	8
15.	Juwan Washington, 2016-17-18-19	7
	Jim Allison, 1963-94	7

	Jordan Byrd, 2018-19	2
	Chance Bell, 2018-19	1
	Chase Jasmin, 2017-18-19	1

300-Yard Performances By Player (2 Total; 1 Player)

- Marshall Faulk 2.

200-Yard Performances By Player (52 Total; 20 Players)

- Marshall Faulk 7, Rashaad Penny 7, Donnel Pumphrey 6, George Jones 4, Adam Muema 4, Larry Ned 4, Ronnie Hillman 3, Lynell Hamilton 2, Chris Hardy 2, Paul Hewitt 2, David Turner 2, Tony Allen 1, Jim Allison 1, Ollie Brown 1, Kern Carson 1, Jonas Lewis 1, Norm Nygaard 1, Phil Prokop 1, Eddie Stewart 1, Gary Wilson 1.

Most 200-Yard Performances in a Season - 6 by Rashaad Penny in 2017, 4 by Donnel Pumphrey in 2016, 4 by Marshall Faulk in 1992; 3 by Larry Ned in 2001; 3 by George Jones in 1995.

100-Yard Performances By Player (339 Total; 79 Players)

- Donnel Pumphrey 33, Marshall Faulk 23, Rashaad Penny 16, Ronnie Hillman 15, George Jones 14, Adam Muema 14, Larry Ned 13, Jonas Lewis 12, Norm Nygaard 11, David Turner 11, Chris Hardy 9, Lynell Hamilton 8, Paul Hewitt 8, Wayne Pittman 8, Jim Allison 7, Juwan Washington 7, Tony Allen 6, Art Preston 6, Kern Carson 5, Walter Kazee 5, Don Shy 5, T.C. Wright 5, Lloyd Edwards 4, Michael Franklin 4, Atiyah Henderson 4, Nate Johns 4, Bill Kramer 4, Chase Price 4, Ted Washington 4, George Brown 3, Phil Prokop 3, Darrin Wagner 3, Ollie Brown 2, Jordan Byrd 2, Phil DuBois 2, Frank Geary 2, Max Glass 2, Claude Lewis 2, Larry Maxey 2, Mario Mendez 2, Jim Pyles 2, Monty Reed 2, Ron Slack 2, Eddie Stewart 2, Brandon Sullivan 2, Glenn Zinser 2, Chance Bell 1, Binky Benton 1, Don Bonatus 1, Tommy Booker 1, Brandon Borne 1, Curtis Butts 1, Murry Callan 1, Fred Collins 1, Bob Cozens 1, Mac Dillingham 1, Craig Ellis 1, George Gilliland 1, Corey Gilmore 1, Marty Graham 1, David Hardy 1, Derrick Harvey 1, Mike Hill 1, Chase Jasmin 1, Marcus Jennings 1, Matt Kofler 1, Marshall Malcolm 1, Kevin O'Connell 1, Del Pifer 1, Volney Quinlan 1, Joe Riccobono 1, Walt Sefton 1, Ronnie Smith 1, Bob Tomlinson 1, Joe Turpin 1, Adam Victoria 1, Pete Walker 1, Justin Watson 1, Gary Wilson 1.

100-Yard Performances By Quarterback (3 Total; 3 Players)

- Matt Kofler 1, Kevin O'Connell 1, Joe Turpin 1.

100-YARD RUSHING GAMES

Rk.	Player	Yards	Opponent	Date
1.	Marshall Faulk	386	Pacific	9-14-91
2.	Marshall Faulk	300 (23)	Hawaii*	11-14-92
3.	Marshall Faulk	299	at Brigham Young*	9-10-92
4.	Larry Ned	285	Eastern Illinois	10-6-01
5.	Donnel Pumphrey	281	California	9-10-16
6.	George Jones	275	at UNLV*	11-16-96
7.	Jim Allison	271	San Francisco State	9-26-64
8.	George Jones	270	at Fresno State*	10-14-95
9.	Donnel Pumphrey	261	San José State*	11-29-14
10.	Paul Hewitt	259	Air Force*	9-11-88
11.	Adam Muema	255	at Wyoming*	11-24-12
12.	Rashaad Penny	253	at Hawaii*	10-28-17

Jonas Lewis	253	at Fresno State*	11-15-97	
George Jones	253	San José State	10-21-95	
15.	Marshall Faulk	252	Brigham Young*	11-11-93
16.	Donnel Pumphrey	246	at New Mexico*	11-1-14
17.	Larry Ned	239	(16) Brigham Young*	10-25-01
	David Turner	239	Arkansas State	9-12-76
19.	Kern Carson	236	Fresno State*	10-27-62
20.	Chris Hardy	235	Colorado State*	9-28-85
21.	Rashaad Penny	234	at San José State*	11-4-17
22.	Adam Muema	233	New Mexico*	11-2-13
23.	Adam Muema	229	Buffalo (FIPB)	12-21-13
24.	Ronnie Hillman	228	Navy (PB)	12-23-10
	Ronnie Hillman	228	at Missouri	9-18-10
26.	Ronnie Hillman	224	Wyoming*	10-29-11
27.	Donnel Pumphrey	223	at Utah State*	10-28-16
	Chris Hardy	223	UTEP*	11-16-85
29.	Rashaad Penny	222	Nevada*	11-18-17
30.	Rashaad Penny	221	vs. Army (AFB)	12-23-17
31.	Donnel Pumphrey	220	at Fresno State*	10-14-16
	Donnel Pumphrey	220	at No. Illinois	9-17-16
	Lynell Hamilton	220	Samford	9-20-03
	Marshall Faulk	220	USC	9-5-92
35.	Lynell Hamilton	218	Wyoming*	10-25-03
36.	Rashaad Penny	216	at Arizona State	9-9-17
37.	Norm Nygaard	215	UC Santa Barbara*	11-21-53
38.	Marshall Faulk	212	at Hawaii*	10-5-91
39.	Larry Ned	209	Wyoming*	11-17-01
	David Turner	209	at Bowling Green	9-25-76
	Gary Wilson	209	Mexico Poly	9-17-66
42.	Rashaad Penny	208	at Nevada*	11-12-16
	George Jones	208	New Mexico*	11-4-95
44.	Ollie Brown	207	Pacific	10-16-76
45.	Phil Prokop	204	Redlands	10-18-52
46.	Rashaad Penny	203	New Mexico*	11-24-17
	Larry Ned	203	at Utah*	10-23-99
	Paul Hewitt	203	Long Beach State	10-24-87
49.	Adam Muema	202	San José State*	9-22-12
	Tony Allen	202	at Fresno State*	9-22-79
51.	Marshall Faulk	200	at New Mexico*	10-3-92
	Eddie Stewart	200	UC Santa Barbara*	11-14-70
53.	Donnel Pumphrey	198	at Nevada*	11-12-16
54.	Rashaad Penny	197	UC Davis	9-2-17
	Ron Slack	197	Long Beach State	10-14-89
56.	Darrin Wagner	193	at UTEP*	10-28-89
57.	Ronnie Hillman	192	at UNLV*	11-26-11
58.	Ronnie Hillman	191	at Washington State	9-17-11
	Ronnie Hillman	191	(23) Air Force*	10-16-10
60.	Ronnie Hillman	189	Cal Poly	9-3-11
	David Turner	189	(13) Florida State	11-19-77
62.	Norm Nygaard	188	Cal State L.A.*	10-25-52
63.	George Jones	187	at New Mexico*	10-19-96
64.	Marshall Faulk	186	New Mexico*	10-23-93
65.	Jim Allison	185	at Cal Poly SLO*	10-3-64
66.	Wayne Pittman	183	Hawaii*	10-29-94
67.	Donnel Pumphrey	182	Hawaii*	10-18-14
68.	Donnel Pumphrey	181	Utah State*	10-23-15
69.	Ronnie Hillman	178	Fresno State	12-3-11
	Larry Ned	178	Air Force*	9-29-01
	Marcus Jennings	178	Colorado State*	11-4-78
72.	Atiyah Henderson	177	Colorado State*	10-25-08
	Larry Ned	177	at Colorado State*	9-22-01
74.	Norm Nygaard	176	at Cal Poly SLO*	10-4-52
75.	Rashaad Penny	175	(19) Stanford	9-16-17
	Marshall Faulk	175	at Hawaii*	10-9-93
77.	Marshall Faulk	174	Colorado State*	11-9-91
78.	George Jones	173	at UTEP*	10-28-95
79.	Ronnie Hillman	172	at Air Force*	10-13-11
80.	Rashaad Penny	170	at UNLV*	10-7-17
	Marshall Faulk	170	CSUN	9-4-93
82.	Bob Tomlinson	168	Whittier	11-15-47
83.	Donnel Pumphrey	167	UNLV*	9-27-14
	Donnel Pumphrey	167	at New Mexico State	9-28-13
	Larry Ned	167	at Tulsa*	10-2-98
	Jonas Lewis	167	(25) Colorado State	11-22-97
87.	Jonas Lewis	166	at New Mexico*	10-17-98
88.	David Turner	165	Utah State	10-1-77
89.	George Jones	164	at Hawaii*	11-18-95
90.	Adam Muema	163	at Hawaii*	11-16-13
91.	Lynell Hamilton	161	Brigham Young*	10-1-05
92.	Darrin Wagner	160	Cal State Fullerton	9-23-89
	George Jones	160	at Utah*	10-7-95
94.	Juwan Washington	158	Hawaii*	11-24-18
	Juwan Washington	158	(13) Stanford	08-31-18
	Phil Prokop	158	Pepperdine*	10-11-52
97.	Marshall Faulk	157	vs. Tulsa (FreB)	12-30-91



98.	Juan Washington	156	Sacramento State	09-08-18
	Marshall Faulk	156	UTEP*	10-17-92
	Curtis Butts	156	New Mexico*	11-4-89
	Don Shy	156	at Northern Arizona	11-20-65
	Jim Allison	156	Cal Western	11-21-64
103.	Don Shy	155	Mexico Poly	9-17-66
	Kern Carson	155	Pacific	11-10-62
105.	Donnel Pumphrey	154	Nevada*	11-28-15
	Lynell Hamilton	154	Wyoming*	11-19-05
	Marshall Faulk	154	at (1) Miami (Fla.)	11-30-91
	Kern Carson	154	at Pepperdine	11-4-61
109.	Wayne Pittman	153	at Utah*	10-26-91
	Marshall Faulk	153	New Mexico*	10-12-91
111.	Chase Price	152	Wyoming*	11-14-15
	Donnel Pumphrey	152	San José State*	10-17-15
	Ronnie Hillman	152	UNLV*	11-27-10
	Paul Hewitt	152	(20) Brigham Young*	11-5-88
	Binky Benton	152	San José State	11-6-76
	Mario Mendez	152	San Diego	11-18-61
	Norm Nygaard	152	Pepperdine*	10-11-52
118.	Donnel Pumphrey	151	at So. Alabama	10-1-16
	Chase Price	151	Fresno State*	10-3-15
	Ronnie Hillman	151	Colorado State*	11-6-10
	Tony Allen	151	Arizona	11-10-79
	Tony Allen	151	at Utah	10-27-79
	Norm Nygaard	151	SD Marines	10-16-54
	Norm Nygaard	151	Fresno State	11-1-52
125.	Ronnie Hillman	150	at New Mexico State	9-11-10
	Marshall Faulk	150	Wyoming*	11-27-93
127.	George Jones	149	Air Force*	11-23-96
	Wayne Pittman	149	at UTEP*	10-19-91
	Paul Hewitt	149	UTEP*	10-10-87
130.	Donnel Pumphrey	148	at Hawai'i*	10-10-15
131.	Donnel Pumphrey	147	at Boise State*	11-15-14
	George Jones	147	California	9-2-95
	Wayne Pittman	147	Wyoming*	11-2-91
	Ollie Brown	147	at Fresno State*	10-11-75
	Don Shy	147	Cal Poly Pomona	10-23-65
	Norm Nygaard	147	Whittier	11-27-54
	Pete Walker	147	Occidental*	10-9-31
138.	Larry Ned	146	at New Mexico*	10-17-98
	Larry Ned	146	(16) Arizona	9-24-98
	David Turner	146	New Mexico	11-27-76
141.	Jonas Lewis	145	at UNLV*	11-20-99
	Larry Ned	145	South Florida	9-4-99
	Marty Graham	145	Oklahoma	9-21-96
	Chris Hardy	145	at UTEP*	10-18-86
	David Turner	145	at Fresno State	10-8-77
	Murry Callan	145	New Mexico State	10-15-49
147.	George Brown	144	Fresno State	11-2-68
	Ted Washington	144	Montana State	11-18-67
	Jim Allison	144	CSUN*	11-14-64
150.	Adam Muema	143	UNLV*	10-27-12
	Lloyd Edwards	143	Long Beach State*	10-7-67
152.	Donnel Pumphrey	142	Idaho	10-8-14
	Atiyah Henderson	142	Air Force*	10-21-06
	Jonas Lewis	142	Fresno State*	11-7-98
155.	Donnel Pumphrey	141	UNLV*	10-8-16
	Chase Price	141	at New Mexico*	10-10-14
	Ronnie Hillman	141	New Mexico*	11-5-11
	Marshall Faulk	141	at Utah*	10-30-93
159.	Donnel Pumphrey	140	Utah State*	11-14-15
	Atiyah Henderson	140	Cal Poly	10-28-06
	Paul Hewitt	140	at New Mexico*	11-19-88
	Ted Washington	140	North Dakota State	11-5-66
	Kern Carson	140	Cal Poly Pomona	9-28-63
164.	Jordan Byrd	139	Central Mich. (NMB)	12-21-19
	Donnel Pumphrey	139	at UNLV*	11-21-15
166.	Juan Washington	138	(23) Arizona State	09-15-18
	Tony Allen	138	UTEP*	11-17-79
	Ted Washington	138	Fresno State*	10-29-66
	Don Bonatus	138	Cal State L.A.*	10-25-52
170.	Juan Washington	137	at Utah State*	10-28-16
	T.C. Wright	137	UTEP*	11-24-90
	Don Shy	137	Northern Arizona	11-19-66
173.	Don Shy	136	Cal Poly SLO*	10-2-65
174.	Donnel Pumphrey	135	San José State*	10-21-16
	Wayne Pittman	135	Fresno State*	11-26-94
	Ron Slack	135	at Air Force*	9-2-89
	Mike Hill	135	Fresno State*	10-7-78
	Nate Johns	135	at CSUN*	11-13-65
179.	Juan Washington	134	San José State*	11-4-17
	Adam Muema	134	Nevada*	10-4-13
	Derrick Harvey	134	at Wyoming*	10-9-82

182.	George Jones	133	Wyoming*	11-11-95
183.	Norm Nygaard	132	at Cal State L.A.*	10-23-53
	Joe Riccobono	132	Loyola Marymount	11-8-47
185.	Donnel Pumphrey	131	Air Force*	11-21-14
	Jonas Lewis	131	Wyoming*	11-27-99
	T.C. Wright	131	Long Beach State	9-15-90
	Chris Hardy	131	at Utah*	9-13-86
	Bill Kramer	131	Tampa	9-21-74
	George Gilliland	131	Cal Poly Pomona	9-27-40
191.	Chris Hardy	130	UTEP*	9-15-84
	David Hardy	130	at Long Beach State	11-20-76
193.	Juan Washington	129	vs. Ohio (FriB)	12-19-18
	Jonas Lewis	129	at Hawai'i*	10-25-97
	Wayne Pittman	129	at New Mexico*	10-15-94
	Wayne Pittman	129	at Colorado State*	9-24-94
	Marshall Faulk	129	Air Force*	10-24-92
	David Turner	129	UTEP	10-15-77
	Monty Reed	129	at Fresno State*	10-12-74
	Glenn Zinser	129	at Redlands*	10-22-38
201.	Rashaad Penny	128	at Air Force*	9-23-17
202.	Adam Muema	127	at (19) Boise State*	11-3-12
	Jonas Lewis	127	UNLV*	10-18-97
	Marshall Faulk	127	at Wyoming*	11-7-92
	Nate Johns	127	at Fresno State*	10-30-65
	Max Glass	127	Redlands*	11-6-37
207.	George Jones	126	at Colorado State*	10-26-96
	Bill Kramer	126	at UTEP	9-28-74
209.	Volney Quinlan	125	SD Marines	10-13-51
210.	Donnel Pumphrey	124	Fresno State*	10-3-15
	Adam Muema	124	North Dakota*	9-15-12
	Ronnie Smith	124	San José State	11-6-76
	Del Pifer	124	North Texas	11-22-69
214.	Monty Reed	123	Pacific*	11-9-74
	Eddie Stewart	123	at Northern Illinois	9-12-70
	Norm Nygaard	123	Hawai'i*	9-26-53
	Art Preston	123	at Fresno State	11-3-51
218.	Michael Franklin	122	Air Force*	11-22-03
	Bill Kramer	122	Iowa State	12-1-73
220.	Donnel Pumphrey	121	at Colorado State*	10-31-15
	Larry Ned	121	New Mexico*	10-9-99
	Phil DuBois	121	Colorado State*	11-4-78
	Nate Johns	121	Cal Poly SLO*	10-2-65
224.	Jim Allison	120	at Cal Poly Pomona	9-19-64
225.	Adam Muema	119	(10) Boise State*	11-19-11
	Jonas Lewis	119	New Mexico*	10-11-97
	Chris Hardy	119	Hawai'i*	11-22-86
228.	Jordan Byrd	118	at New Mexico State	9-14-19
	Jonas Lewis	118	Hawai'i*	10-9-98
	Marshall Faulk	118	at (11) UCLA	9-26-92
	Marshall Faulk	118	Brigham Young*	11-16-91
	T.C. Wright	118	(2) Miami (Fla.)	12-1-90
	David Turner	118	Long Beach State	11-12-77
	Marshall Malcolm	118	at Cal State L.A.*	10-23-53
235.	Rashaad Penny	117	at Wyoming (CC)*	11-19-16
	Donnel Pumphrey	117	at Air Force*	10-10-13
	Ronnie Hillman	117	at Army	9-10-11
238.	Chance Bell	116	at New Mexico State	9-14-19
	Chris Hardy	116	Wyoming*	11-15-86
	Joe Turpin (QB)	116	Cal Poly SLO*	9-30-67
	Claude Lewis	116	at UC Santa Barbara*	11-10-56
242.	Donnel Pumphrey	115	vs. Houston (LVB)	12-17-16
243.	George Jones	114	(16) Wyoming*	11-7-96
	Marshall Faulk	114	at Air Force*	9-21-91
	David Turner	114	at Pacific	11-5-77
	Bob Cozens	114	Redlands	10-19-40
	Glenn Zinser	114	New Mexico State	10-23-37
248.	Adam Muema	113	at San José State*	11-9-13
	Lynell Hamilton	113	Eastern Washington	8-30-03
	Justin Watson	113	Idaho	9-7-96
	T.C. Wright	113	Long Beach State	9-8-91
	Paul Hewitt	113	Utah*	9-12-87
	Frank Geary	113	Florida State	10-27-73
	Jim Allison	113	at San José State	11-28-64
255.	Chase Jasmin	112	(23) Arizona State	9-15-18
	Donnel Pumphrey	112	Hawai'i*	11-5-16
	Chase Price	112	Nevada*	11-28-15
	Donnel Pumphrey	112	Navy (PB)	12-23-14
	Donnel Pumphrey	112	Nevada*	10-4-13
	Walter Kazee	112	at UNLV	11-28-09
	Larry Ned	112	at Ohio State	10-20-01
	Jonas Lewis	112	UTEP*	11-21-98
	Mac Dillingham	112	Northern Illinois	9-20-68
	Norm Nygaard	112	at Pepperdine*	10-10-53
265.	Donnel Pumphrey	111	Northern Arizona	8-30-14

100-YARD RUSHING GAMES AGAINST MOUNTAIN WEST OPPONENTS

Opponent	100-Yard Gms.	High	Last
Air Force	17	259, Paul Hewitt, 9-11-88 (H)	128, Rashaad Penny, 9-23-17 (A)
Boise State	3	147, Donnel Pumphrey, 11-15-14 (A)	147, Donnel Pumphrey, 11-15-14 (A)
Colorado State	15	235, Chris Hardy, 9-28-85 (H)	121, Donnel Pumphrey, 10-31-15 (A)
Fresno State	22	270, George Jones, 10-14-95 (A)	220, Donnel Pumphrey, 10-14-16 (A)
Hawai'i	19	300, Marshall Faulk, 11-14-92 (H)	158, Juan Washington, 11-24-18 (H)
Nevada	9	222, Rashaad Penny, 11-18-17 (H)	222, Rashaad Penny, 11-18-17 (H)
New Mexico	22	246, Donnel Pumphrey, 11-1-14 (A)	203, Rashaad Penny, 11-24-17 (H)
San José State	15	261, Donnel Pumphrey, 11-29-14 (H)	234, Penny/134, Washington, 11-4-17 (A)
UNLV	14	275, George Jones, 11-16-96 (A)	170, Rashaad Penny, 10-7-17 (A)
Utah State	5	223, Donnel Pumphrey, 10-28-16 (A)	223, Pumphrey & 137 Wash'ton, 10-28-16 (A)
Wyoming	19	255, Adam Muema, 11-24-12 (A)	117, Penny & 110 Pumphrey, 12-3-16 (A)

100-YARD RUSHING GAMES VS. 2020 NON-CONFERENCE OPPONENTS

Opponent	100-Yard Gms.	High	Last
Sacramento State	0	first meeting	
Toledo	0	first meeting	
UCLA	2	118, Marshall Faulk, 9-26-92 (A)	118, Marshall Faulk, 9-26-92 (A)
Brigham Young	9	299, Marshall Faulk, 9-12-92 (H)	103, Adam Muema, 12-20-12 (PB)

Adam Muema	111	(18) Fresno State	10-26-13
Brandon Sullivan	111	Southern Utah	9-12-09
Larry Ned	111	Hawai'i*	10-9-98
Phil DuBois	111	Utah*	12-2-78
David Turner	111	at San José State	11-26-77
Art Preston	111	Pepperdine*	10-14-50
272. Donnel Pumphrey	110	at Wyoming* (CC)	11-19-16
Rashaad Penny	110	UNLV*	10-8-16
Lynell Hamilton	110	at Hawai'i	12-3-05
Art Preston	110	at Arizona State	11-4-50
276. Ronnie Hillman	109	at (22) Michigan	9-24-11
Larry Maxey	109	at Wyoming*	10-6-90
Paul Hewitt	109	at Utah*	10-29-88
Chris Hardy	109	at New Mexico*	9-27-86
Jim Pyles	109	at Whittier	11-26-55
281. Rashaad Penny	108	Hawai'i*	11-5-16
Lynell Hamilton	108	at Colorado State*	11-12-05
David Turner	108	Brigham Young	10-2-76
284. Rashaad Penny	107	No. Illinois	9-30-17
Lynell Hamilton	107	at UTEP	9-13-03
Adam Victoria	107	Long Beach State*	11-13-71
Lloyd Edwards	107	Fresno State	11-2-68
Nate Johns	107	at Cal State L.A.*	10-16-65
289. Walter Kazee	106	Air Force*	11-10-12
Fred Collins	106	UNLV*	10-26-02
Marshall Faulk	106	at Air Force*	9-18-93
Tony Allen	106	at Colorado State*	10-20-79
Bill Kramer	106	New Mexico State	11-16-74
Art Preston	106	at Cal Poly SLO*	11-18-50
295. Rashaad Penny	105	San José State*	10-21-16
Walter Kazee	105	UNLV*	10-27-12
Adam Muema	105	Colorado State*	10-13-12
Walter Kazee	105	North Dakota	9-15-12
Brandon Sullivan	105	Wyoming	11-14-09
Michael Franklin	105	at Colorado State*	11-15-03
George Jones	105	Nevada	9-28-95
Wayne Pittman	105	at Wyoming*	10-22-94
Paul Hewitt	105	Hawai'i*	10-15-88
Ted Washington	105	at Northern Illinois	10-21-67
Lloyd Edwards	105	at Northern Illinois	10-21-67
Jim Allison	105	at Long Beach State*	10-10-64
Jim Pyles	105	at New Mexico	11-24-56
Max Glass	105	New Mexico State	10-23-37
309. Darrin Wagner	104	Pacific	10-21-89
Chris Hardy	104	Utah*	10-19-85
Mario Mendez	104	SD Marines	11-30-63
Claude Lewis	104	San José State*	10-20-56
313. Adam Muema	103	Brigham Young (PB)	12-20-12
Brandon Bornes	103	at Air Force*	11-13-04
Jonas Lewis	103	at Kansas	9-25-99
Larry Maxey	103	at UCLA	10-13-90
Tommy Booker	103	at Oregon	9-8-90
Norm Nygaard	103	San Francisco State	11-8-52
Art Preston	103	at Redlands	11-10-51
320. Donnel Pumphrey	102	South Alabama	9-19-15
T.C. Wright	102	New Mexico*	10-12-91
Corey Gilmore	102	Utah*	10-19-85


Matt Kofler (QB)	102	New Mexico*	11-22-80
Craig Ellis	102	at Air Force*	9-20-80
Lloyd Edwards	102	Texas Southern	10-12-68
326. Walter Kazee	101	New Mexico State	10-3-09
Kevin O'Connell (QB)	101	at Brigham Young*	11-6-04
Michael Franklin	101	Idaho State	9-4-04
Tony Allen	101	Miami (Fla.)	10-13-79
George Brown	101	Southern Mississippi	10-10-70
George Brown	101	at UT Arlington	10-18-69
Kern Carson	101	at Pacific	11-9-63
Art Preston	101	Fresno State*	10-21-50
Walt Sefton	101	SD Marines	11-11-37
335. Donnel Pumphrey	100		

Rushing



10 STRAIGHT BOWL GAME APPEARANCES ► 21 CONFERENCE CHAMPIONSHIPS

RUSHING ◀ RECORDS



MARSHALL FAULK

11-4-78	Colorado State* (W, 34-31)			
	Marcus Jennings	27	178	1
	Phil DuBois	14	121	0
10-19-85	Utah* (L, 37-39)			
	Chris Hardy	17	104	1
	Cory Gilmore	16	102	2
10-12-91	New Mexico* (W, 38-24)			
	Marshall Faulk	14	153	2
	T.C. Wright	18	102	1
10-9-98	Hawaii* (W, 35-13)			
	Jonas Lewis	16	118	1
	Larry Ned	11	111	2
10-17-98	at New Mexico* (W-ot, 36-33)			
	Jonas Lewis	23	166	3
	Larry Ned	23	146	1
9-15-12	North Dakota (W, 49-41)			
	Adam Muema	13	124	1
	Walter Kazee	18	105	2
10-27-12	UNLV* (W, 24-13)			
	Adam Muema	21	143	0
	Walter Kazee	21	105	1
10-4-13	Nevada* (W-ot, 51-44)			
	Adam Muema	24	134	2
	Donnel Pumphrey	11	112	1
10-10-14	at New Mexico* (W, 24-14)			
	Donnel Pumphrey	20	246	2
	Chase Price	17	141	1
10-3-15	Fresno State* (W, 21-7)			
	Chase Price	27	151	0
	Donnel Pumphrey	23	124	1
11-14-15	Wyoming* (W, 38-3)			
	Chase Price	17	152	2
	Donnel Pumphrey	29	140	0
11-28-15	Nevada* (W, 31-14)			
	Donnel Pumphrey	23	154	2
	Chase Price	19	112	1

10-8-16	UNLV* (W, 26-7)			
	Donnel Pumphrey	31	141	1
	Rashaad Penny	14	110	1
10-21-16	San José State* (W, 42-3)			
	Donnel Pumphrey	24	135	2
	Rashaad Penny	9	105	3
10-28-16	at Utah State* (W, 40-13)			
	Donnel Pumphrey	32	223	0
	Juwan Washington	14	137	2
11-5-16	Hawaii* (W, 55-0)			
	Rashaad Penny	8	108	1
	Donnel Pumphrey	21	112	0
11-12-16	at Nevada* (W, 46-16)			
	Rashaad Penny	10	208	2
	Donnel Pumphrey	26	198	1
12-3-16	at Wyoming (MW-CC) (W, 27-24)			
	Rashaad Penny	16	117	2
	Donnel Pumphrey	25	110	1
11-4-17	San José State* (W, 52-7)			
	Rashaad Penny	20	234	3
	Juwan Washington	16	134	2
9-15-18	(23) Arizona State (W, 28-21)			
	Juwan Washington	27	138	1
	Chase Jasmin	19	112	1
9-14-19	at New Mexico State (W, 31-10)			
	Jordan Byrd	22	118	2
	Chance Bell	17	116	1

CONSECUTIVE 100-YARD RUSHING GAMES

Date	Opponent	No.	Yds.	TDs
Marshall Faulk - 10				
11-9-91	Colorado State*	30	174	1
11-16-91	Brigham Young*	20	118	2
11-30-91	at (1) Miami (Fla.)	27	154	0
12-30-91	vs. Tulsa (FB)	30	157	1
9-5-92	USC	27	220	3

9-10-92	at Brigham Young*	35	299	3
9-26-92	at (21) UCLA	23	118	1
10-3-92	at New Mexico*	25	200	2
10-17-92	UTEP*	30	156	1
10-24-92	Air Force*	29	129	0
Donnel Pumphrey - 9				
9-10-16	California	29	281	3
9-17-16	at Northern Illinois	23	220	3
10-1-16	at South Alabama	25	151	1
10-8-16	UNLV*	31	141	1
10-14-16	at Fresno State*	38	220	2
10-21-16	San José State*	24	135	2
10-28-16	at Utah State*	32	135	2
11-5-16	Hawaii*	21	112	0
10-12-16	at Nevada	26	198	1
Donnel Pumphrey - 8				
10-3-15	Fresno State*	23	124	1
10-10-15	at Hawaii*	30	148	3
10-17-15	at San José State*	20	152	1
10-23-15	Utah State*	23	181	2
10-31-15	at Colorado State*	20	121	2
11-14-15	Wyoming*	29	140	0
11-21-15	at UNLV*	14	139	2
11-28-15	Nevada*	23	154	2
George Jones - 8				
9-28-95	Nevada	25	105	1
10-7-95	at Utah*	39	160	1
10-14-95	Fresno State*	28	270	5
10-21-95	San José State	19	253	2
10-28-95	at UTEP*	21	173	2
11-4-95	New Mexico*	35	208	3
11-11-95	Wyoming*	27	133	1
11-18-95	at Hawaii*	21	164	3
Rashaad Penny - 6				
9-2-17	UC Davis	21	197	2
9-9-17	at Arizona State	18	216	1
9-16-17	(19) Stanford	32	175	1
9-23-17	at Air Force*	20	128	3
9-30-17	Northern Illinois	25	107	0
10-7-17	at UNLV*	27	170	2
Ronnie Hillman - 6				
11-27-10	UNLV*	19	152	1
12-23-10	vs. Navy (PB)	28	228	3
9-3-11	Cal Poly	28	189	2
9-10-11	at Army	17	117	2
9-17-11	Washington State	32	191	4
9-24-11	at (22) Michigan	21	109	0
Rashaad Penny - 5				
10-28-17	at Hawaii*	30	253	2
11-4-17	San José State*	20	234	3
11-18-17	Nevada*	24	222	2
11-24-17	New Mexico*	22	203	2
12-23-17	vs. Army (AFB)	14	221	4
Donnel Pumphrey - 5				
11-8-14	Idaho	26	142	1
11-15-14	at Boise State*	24	147	2
11-21-14	Air Force*	27	131	1
11-29-14	San José State*	21	261	3
12-23-14	Navy (PB)	21	112	1
Adam Muema - 4				
10-26-13	(18) Fresno State*	27	111	2
11-2-13	New Mexico*	27	233	3
11-9-13	at San José State*	21	113	2
11-16-13	at Hawaii*	24	163	1
Larry Ned - 4				
9-24-98	(16) Arizona	33	146	1
10-3-98	at Tulsa*	32	167	0
10-9-98	Hawaii*	11	111	2
10-17-98	at New Mexico*	23	146	1
David Turner - 4				
11-5-77	at Pacific	35	114	1
11-12-77	Long Beach State	26	118	3
11-19-77	(13) Florida State	25	189	2
11-26-77	at (16) San José State	27	111	0
Jim Allison - 4				
9-19-64	at Cal Poly Pomona	20	120	2
9-26-64	San Francisco State	20	271	4
10-3-64	at Cal Poly SLO*	22	185	3

10-10-64	at Long Beach State*	18	105	1
Juwan Washington - 3				
8-31-18	(13) Stanford	24	158	1
9-8-18	Sacramento State	36	156	3
9-15-18	(23) Arizona State	27	138	1
Donnel Pumphrey - 3				
9-28-13	at New Mexico State	19	167	3
10-4-13	Nevada*	11	112	1
10-10-13	at Air Force*	17	117	1
Ronnie Hillman - 3				
10-12-11	at Air Force*	27	172	2
10-29-11	Wyoming*	25	224	2
11-5-11	New Mexico*	29	141	1
Lynell Hamilton - 3				
11-12-05	at Colorado State*	21	108	1
11-19-05	Wyoming*	27	154	1
12-3-05	at Hawaii	26	110	1
Michael Franklin - 3				
11-15-03	at Colorado State*	18	105	0
11-22-03	Air Force*	29	122	1
9-4-04	Idaho State	12	101	1
Larry Ned - 3				
9-22-01	at Colorado State*	40	177	2
9-29-01	Air Force*	24	178	2
10-6-01	Eastern Illinois	30	285	3
Jonas Lewis - 3				
10-11-97	New Mexico*	26	119	0
10-18-97	UNLV*	36	127	1
10-25-97	at Hawaii*	30	129	0
Wayne Pittman - 3				
10-15-94	at New Mexico*	27	129	1
10-22-94	at Wyoming*	22	105	1
10-29-94	Hawaii*	33	183	2
Marshall Faulk - 3				
10-23-93	New Mexico*	36	186	1
10-30-93	at Utah*	22	141	1
11-11-93	Brigham Young*	32	252	2
Wayne Pittman - 3				
10-19-91	at UTEP*	28	149	2
10-26-91	at Utah*	36	153	0
11-2-91	Wyoming*	26	147	0
T.C. Wright - 3				
11-24-90	UTEP*	14	137	2
12-1-90	(2) Miami	22	118	1
9-8-91	Long Beach State	18	113	1
Tony Allen - 3				
10-13-79	Miami	28	101	1
10-20-79	at Colorado State*	16	106	0
10-27-79	at Utah*	28	151	1
David Turner - 3				
10-1-77	Utah State	22	165	1
10-8-77	at Fresno State	28	145	1
10-15-77	UTEP	19	129	3
Jim Allison - 3				
11-14-64	CSUN*	22	144	2
11-21-64	Cal Western	24	156	3
11-28-64	at San José State	23	113	1
Norm Nygaard - 3				
10-25-52	Cal State L.A.*	20	188	1
11-1-52	Fresno State	19	151	2
11-8-52	San Francisco State	18	103	2

CONSECUTIVE 200-YARD RUSHING GAMES

Date	Opponent	No.	Yds.	TDs
Rashaad Penny - 5				
10-28-17	at Hawaii*	30	253	2
11-4-17	San José State*	20	234	3
11-18-17	Nevada*	24	222	2
11-24-17	New Mexico*	22	203	2
12-23-17	vs. Army (AFB)	14	221	4
Donnel Pumphrey - 2				
9-10-16	California	29	281	3
9-17-16	at Northern Illinois	23	220	3
George Jones - 2				
10-14-95	Fresno State*	28	270	5
10-21-95	San José State	19	253	2

AZTEC FOOTBALL MEDIA GUIDE

Rushing



10 STRAIGHT BOWL GAME APPEARANCES ► 21 CONFERENCE CHAMPIONSHIPS

Marshall Faulk - 2				
9-5-92	USC	27	220	3
9-10-92	at Brigham Young*	35	299	3

1,000-YARD RUSHING SEASONS

Norm Nygaard, 1952				
Date	Opponent	Att.	Yds.	TD
Game-By-Game Unavailable				
TOTALS		1,016		

Jim Allison, 1964				
Date	Opponent	Att.	Yds.	TD
S.19	at Cal Poly Pomona	20	120	2
S.26	San Francisco State	20	271	4
O.3	at Cal Poly SLO*	22	185	3
O.10	at Long Beach State*	18	105	1
O.17	Cal State L.A.*	16	28	0
O.24	at UC Santa Barbara	injured		
O.31	Fresno State*	9	64	0
N.14	CSUN	22	144	2
N.21	Cal Western University (1K)	24	156	3
N.28	at San José State	23	113	1
TOTALS (9 games)		174	1,186	16

David Turner, 1977				
Date	Opponent	Att.	Yds.	TD
S.10	Cal State Fullerton	11	76	0
S.17	at Arizona	17	68	0
O.1	Utah State	22	165	1
O.8	at Fresno State	28	145	1
O.15	UTEP	19	129	3
O.22	UNLV	20	91	1
O.29	Tulsa	10	46	0
N.5	at Pacific	35	114	1
N.12	Long Beach State	26	118	3
N.19	(13) Florida State (1K)	25	189	2
N.26	at San José State	27	111	0
TOTALS (11 games)		240	1,252	12

Tony Allen, 1979				
Date	Opponent	Att.	Yds.	TD
S.8	at Missouri	1	9	0
S.22	at Fresno State	24	202	2
S.29	Wisconsin	15	54	0
O.6	at New Mexico*	25	68	2
O.13	Miami	28	101	1
O.20	at Colorado State*	16	106	0
O.27	at Utah*	28	151	1
N.3	Wyoming*	18	54	1
N.10	Arizona	28	151	2
N.17	UTEP* (1K)	29	138	1
N.24	(10) Brigham Young*	14	60	0
TOTALS (11 games)		226	1,094	10

Chris Hardy, 1985				
Date	Opponent	Att.	Yds.	TD
S.14	Long Beach State	10	54	1
S.21	at (12) UCLA	5	50	0
S.28	Colorado State*	20	235	2
O.5	Stanford	17	80	0
O.12	at (11) Brigham Young*	4	17	0
O.19	Utah*	17	104	1
O.26	Oregon	8	45	0
N.2	at (7) Air Force*	20	97	0
N.9	at Wyoming	11	68	0
N.16	UTEP*	19	223	1
N.23	New Mexico* (1K)	15	86	1
N.30	at Hawaii*	12	91	1
TOTALS (12 games)		158	1,150	7

Paul Hewitt, 1987				
Date	Opponent	Att.	Yds.	TD
S.5	at (3) UCLA	10	44	0
S.12	Utah*	18	113	2
S.19	at Air Force*	7	16	0
S.26	at Oregon	21	63	1
O.3	at Wyoming*	8	27	1
O.10	UTEP*	31	149	2

O.17	Stanford	8	32	0
O.24	Long Beach State	35	203	3
O.31	at Hawaii**	24	86	2
N.7	at Brigham Young*	21	92	2
N.14	Colorado State*	25	86	1
N.21	New Mexico* (1K)	25	90	4
TOTALS (12 games)		233	1,001	18

Paul Hewitt, 1988				
Date	Opponent	Att.	Yds.	TD
S.3	at (5) UCLA	6	23	0
S.11	Air Force*	45	259	4
S.17	at Stanford	12	37	1
O.1	(20) Oregon	8	19	0
O.8	Wyoming*	13	54	1
O.15	Hawaii**	22	105	0
O.22	at Colorado State*	16	71	0
O.29	at Utah*	29	109	1
N.5	(20) Brigham Young*	37	152	2
N.12	at UTEP*	20	86	0
N.19	at New Mexico* (1K)	32	140	1
TOTALS (11 games)		240	1,055	10

Marshall Faulk, 1991				
Date	Opponent	Att.	Yds.	TD
S.8	Long Beach State	11	39	1
S.14	Pacific	37	386	7
S.21	at Air Force*	25	114	2
S.26	UCLA	15	79	1
O.5	at Hawaii**	22	212	5
O.12	New Mexico*	14	153	2
O.19	at UTEP*	injured		
O.26	at Utah*	injured		
N.2	Wyoming*	injured		
N.9	Colorado State* (1K)	30	174	1
N.16	Brigham Young*	20	118	2
N.30	at (1) Miami	27	154	0
TOTALS (9 games)		201	1,429	21

Freedom Bowl (Anaheim, Calif.)				
D.30	vs. (23) Tulsa	30	157	1
TOTALS (10 games)		231	1,586	22

Marshall Faulk, 1992				
Date	Opponent	Att.	Yds.	TD
S.5	vs. USC	27	220	3
S.10	at Brigham Young	35	299	3
S.26	at (11) UCLA	23	118	1
O.3	at New Mexico*	25	200	2
O.17	UTEP*	30	156	1
O.24	Air Force* (1K)	29	129	0
O.31	at Colorado State*	18	60	0
N.7	at Wyoming*	33	127	0
N.14	(23) Hawaii**	43	300	4
N.21	Fresno State*	2	21	1
N.28	(1) Miami	injured		
TOTALS (10 games)		265	1,630	15

Marshall Faulk, 1993				
Date	Opponent	Att.	Yds.	TD
S.4	CSUN	27	170	3
S.11	at (21) California	22	64	1
S.18	at Air Force*	24	106	3
S.25	Minnesota	22	81	1
S.30	UCLA	19	53	1
O.9	at Hawaii**	27	175	4
O.16	Colorado State*	18	89	0
O.23	New Mexico*	36	186	1
O.30	at Utah* (1K)	22	141	1
N.11	Brigham Young*	32	252	2
N.20	at Fresno State*	21	63	1
N.27	Wyoming*	30	150	3
TOTALS (12 games)		300	1,530	21

Wayne Pittman, 1994				
Date	Opponent	Att.	Yds.	TD
S.3	Navy	13	86	2
S.10	California	30	96	0
S.17	at Minnesota	19	64	0
S.24	at Colorado State*	29	129	1

O.1	Air Force*	26	97	2
O.8	Utah*	22	64	1
O.15	at New Mexico*	27	129	1
O.22	at Wyoming*	22	105	1
O.29	Hawaii**	33	183	2
N.10	at (23) Brigham Young* (1K)	23	48	0
N.26	Fresno State*	30	135	2
TOTALS (11 games)		274	1,136	12

George Jones, 1995				
Date	Opponent	Att.	Yds.	TD
S.2	California	24	147	3
S.9	at (14) Oklahoma	21	89	2
S.16	at Brigham Young*	19	53	0
S.28	Nevada	25	105	1
O.7	at Utah*	39	160	1
O.14	Fresno State*	28	270	5
O.21	San José State (1K)	19	253	2
O.28	at UTEP*	21	173	2
N.4	New Mexico*	35	208	3
N.11	Wyoming*	27	133	1
N.18	at Hawaii**	21	164	3
N.26	Colorado State*	26	87	0
TOTALS (12 games)		305	1,842	23

Jonas Lewis, 1997				
Date	Opponent	Att.	Yds.	TD
S.5	Navy	11	44	0
S.13	at (3) Washington	5	0	0
S.20	at Wisconsin	did not play		
S.27	at (25) Air Force*	did not play		
O.4	at Arizona	8	56	1
O.11	New Mexico*	27	120	0
O.18	UNLV*	36	127	1
O.25	at Hawaii**	30	129	0
N.1	at Wyoming*	21	35	0
N.8	San José State*	22	90	2
N.15	at Fresno State*	40	253	2
N.22	Colorado State* (1K)	27	167	0
TOTALS (11 games)		227	1,021	6

Larry Ned, 2001				
Date	Opponent	Att.	Yds.	TD
A.30	Arizona	21	43	1
S.8	at Arizona State	19	88	0
S.22	at Colorado State*	40	177	2
S.29	Air Force*	24	178	2
O.6	Eastern Illinois	30	285	3
O.13	at UNLV*	17	46	0
O.20	at Ohio State	29	112	1
O.27	(16) Brigham Young* (1K)	35	239	2
N.3	New Mexico*	27	93	0
N.10	at Utah*	22	79	0
N.17	Wyoming*	47	209	4
TOTALS (11 games)		311	1,549	15

Lynell Hamilton, 2003				
Date	Opponent	Att.	Yds.	TD
A.30	Eastern Washington	23	113	2
S.6	at (2) Ohio State	17	69	0
S.13	at UTEP	22	107	0
S.20	Stanford	31	220	1
S.27	at UCLA	20	87	0
O.4	Brigham Young*	22	74	0
O.11	at Utah*	17	49	0
O.18	New Mexico*	18	56	1
O.25	Wyoming*	40	218	0
N.8	at UNLV* (1K)	24	94	0
N.15	at Colorado State*	injured		
N.22	Air Force*	injured		
TOTALS (10 games)		234	1,087	4

Ronnie Hillman, 2010				
Date	Opponent	Att.	Yds.	TD
S.4	Nicholls State	15	65	1
S.11	at New Mexico State	22	150	4
S.18	at Missouri	23	228	2
S.25	Utah State	23	89	1

O.9	at Brigham Young*	11	62	0
O.16	(23) Air Force*	24	191	2
O.23	at New Mexico*	18	64	1
O.30	at Wyoming*	21	44	0
N.6	Colorado State* (1K)	31	151	1
N.13	at (3) TCU*	13	54	0
N.20	(25) Utah*	14	54	1
N.27	UNLV*	19	152	1
TOTALS (12 games)		234	1,304	14

Poinsettia Bowl (San Diego, Calif.)				
D.23	Navy	28	228	3
TOTALS (13 games)		262	1,532	17

Ronnie Hillman, 2011				
Date	Opponent	Att.	Yds.	TD
S.3	Cal Poly	28	18	

Rushing



10 STRAIGHT BOWL GAME APPEARANCES ► 21 CONFERENCE CHAMPIONSHIPS

RUSHING ◀ RECORDS



RASHAAD PENNY

N.1 at Nevada* (1K)	13	85	0
N.8 Idaho	26	142	1
N.15 at Boise State*	24	147	2
N.21 Air Force*	27	131	1
N.29 San José State*	21	261	3
TOTALS (12 games)	255	1,755	19
Poinsettia Bowl (San Diego, Calif.)			
D.23 Navy	21	112	1
TOTALS (13 games)	276	1,867	20

Donnel Pumphrey, 2015				Jr.
Date	Opponent	Att.	Yds.	TD
S.5	San Diego	19	62	1
S.12	at California	21	85	0
S.19	South Alabama	28	102	1
S.26	at Penn State	18	56	1
O.3	Fresno State*	23	124	1
O.10	at Hawaii**	30	148	3
O.17	at San José State*	20	152	1

O.23 Utah State*	23	181	2
O.31 at Colorado State* (1K)	20	121	2
N.14 Wyoming*	29	140	0
N.21 at UNLV*	14	139	2
N.28 Nevada*	23	154	2
D.5 Air Force	16	90	0
TOTALS (13 games)	284	1,554	16
Hawaii Bowl (Honolulu, Hawaii)			
D.24 vs. Cincinnati	25	99	1
TOTALS (14 games)	309	1,653	17

Chase Price, 2015				Sr.
Date	Opponent	Att.	Yds.	TD
S.5	San Diego	10	66	0
S.12	at California	9	35	0
S.19	South Alabama	4	41	0
S.26	at Penn State	4	24	0
O.3	Fresno State*	27	151	0
O.10	at Hawaii**	16	60	0

MOST RUSHING YARDS/TWO CONSECUTIVE GAMES

Pl.	Player	Cl.	Season	Yards	Opponents (Yards)	Dates
1.	George Jones	Jr.	1995	523	Fresno State* (270), SJSU* (253)	10-14/10-21
2.	Marshall Faulk	So.	1992	519	USC (220), at Brigham Young* (299)	9-3/9-10
3.	Donnel Pumphrey	Sr.	2016	501	California (281), at No. Illinois (220)	9-10/9-17
4.	Marshall Faulk	T-Fr.	1991	500	Pacific (386), at Air Force* (114)	9-14/9-21
5.	Rashaad Penny	Sr.	2017	487	at Hawaii** (253), at SJSU* (234)	10-28/11-4
6.	Larry Ned	Sr.	2001	463	Air Force* (178), Eastern Illinois (285)	9-29/10-6
7.	Rashaad Penny	Sr.	2017	456	at SJSU* (234), Nevada (222)	11-4/11-18
	Jim Allison	Sr.	1964	456	San Francisco State (271), at Cal Poly* (185)	9-26/10-3
9.	George Jones	Jr.	1995	430	at Utah* (160), Fresno State* (270)	10-7/10-14
10.	Donnel Pumphrey	So.	2014	428	at New Mexico* (246), Hawaii** (182)	10-10/10-18

■ Annual Rushing Leaders

Year	Player	Cl.	NR	CR	Att.	Yds.	Avg.	TDs
1947	Joe Riccobono	So.			101	405	4.0	3
1948	Murry Callan	So.			95	528	5.6	3
1949	Jim Simmons	Jr.			87	523	6.0	9
1950	Art Preston	Jr.			114	78	5.4	11
1951	Art Preston	Sr.			118	588	4.9	7
1952	Norm Nygaard	So.			153	1,016	6.6	9
1953	Norm Nygaard	Jr.			126	889	7.1	12
1954	Norm Nygaard	Sr.			128	714	5.6	4
1955	Jim Pyles	So.			54	326	6.0	2
1956	Claude Lewis	Sr.			87	470	5.4	4
1957	Cecil McGehee	Jr.			75	218	2.9	1
1958	Bob Ball	So.			77	344	4.7	0
1959	Dick Morris	Jr.			68	313	4.6	1
1960	Dick Morris	Sr.			83	306	3.7	3
1961	Kern Carson	So.			87	560	6.0	5
1962	Kern Carson	Jr.		1	114	796	6.7	10
1963	Kern Carson	Sr.		3	115	555	4.8	11
1964	Jim Allison	Sr.		1	174	1,186	6.8	16
1965	Nate Johns	Jr.			115	921	8.0	9
1966	Ted Washington	So.		2	97	591	6.1	6
1967	Ted Washington	Jr.			147	608	3.8	7
1968	Lloyd Edwards	Sr.			178	809	4.5	7
1969	George Brown	Jr.		3	134	558	4.2	5
1970	Eddie Steward	Jr.		4	84	580	6.9	3
1971	Adam Victoria	Sr.		6	147	483	3.2	9
1972	Dennis Haughn	Jr.			90	301	3.3	2
1973	Frank Geary	Jr.		5	106	479	4.5	4
1974	Bill Kramer	Sr.		3	148	905	6.1	2
1975	Monty Reedy	Sr.		6	144	617	4.3	9
1976	David Turner	Jr.			193	982	5.1	7
1977	David Turner	Sr.			240	1,252	5.2	13
1978	Phil DuBois	Sr.			153	705	4.6	3
1979	Tony Allen	Sr.	19	1	226	1,094	4.8	10
1980	Derrick Harvey	Fr.			71	338	4.8	2
1981	Bull Williams	Sr.			65	256	3.9	2
1982	Derrick Harvey	So.			155	558	3.6	6
1983	Mike Waters	Jr.			132	562	4.3	0
1984	Mike Waters	Sr.			180	704	3.9	5
1985	Chris Hardy	Jr.			158	1,150	7.3	7
1986	Chris Hardy	Sr.		3	237	947	4.0	12
1987	Paul Hewitt	Jr.		4	233	1,001	4.3	18
1988	Paul Hewitt	Sr.	21	1	240	1,055	4.4	10
1989	Ron Slack	Sr.			220	914	4.2	13
1990	T.C. Wright	Jr.		2	116	730	6.3	6
1991	Marshall Faulk	Fr.	1	1	201	1,429	7.1	21
1992	Marshall Faulk	So.	1	1	265	1,630	6.2	15
1993	Marshall Faulk	Jr.	5	2	300	1,530	5.1	21
1994	Wayne Pittman	Sr.	27	3	274	1,136	4.1	12
1995	George Jones	Jr.	3	1	305	1,842	6.0	23
1996	George Jones	Sr.			181	968	5.3	11
1997	Jonas Lewis	So.		10	227	1,021	4.5	6
1998	Jonas Lewis	Jr.	30	6	181	897	5.0	7
1999	Larry Ned	Jr.	44	4	162	894	5.5	11
2000	Larry Ned	Sr.			139	357	2.6	6
2001	Larry Ned	*Sr.	4	2	311	1,549	5.0	15
2002	James Truvillion	Sr.		14	120	392	3.3	3
2003	Lynell Hamilton	Fr.	18	2	234	1,087	4.6	4
2004	Brandon Bomes	Fr.	9		133	578	4.3	6
2005	Lynell Hamilton	So.		7	190	819	4.3	9
2006	Atiyah Henderson	Fr.	74	5	174	764	4.4	1
2007	Kevin O'Connell	Sr.		14	135	408	3.0	11
2008	Atiyah Henderson	Jr.		12	120	490	4.1	4
2009	Brandon Sullivan	Jr.		8	154	562	3.7	4
2010	Ronnie Hillman	Fr.	10	1	262	1,532	5.8	17
2011	Ronnie Hillman	So.	4	1	311	1,711	5.5	19
2012	Adam Muema	So.	18	4	237	1,458	6.2	16
2013	Adam Muema	Jr.	33	5	256	1,244	4.9	15
2014	Donnel Pumphrey	So.	4	1	276	1,867	6.8	20
2015	Donnel Pumphrey	Jr.	14	3	309	1,653	5.3	17
2016	Donnel Pumphrey	Sr.	2	1	349	♦ 2,133	6.1	17
2017	Rashaad Penny	Sr.	1	1	289	♦ 2,248	7.8	23
2018	Juwan Washington	Jr.			199	999	5.0	10
2019	Juwan Washington	Sr.			150	500	3.3	2

NR - national ranking in yards per game. CR - conference ranking in yards per game.
* - regained second senior year after fulfilling academic requirements. ♦ - indicates led nation in this category.

AZTEC FOOTBALL MEDIA GUIDE

Rushing



10 STRAIGHT BOWL GAME APPEARANCES ► 21 CONFERENCE CHAMPIONSHIPS

O.17	at San José State*	10	47	1
O.23	Utah State*	21	97	1
O.31	at Colorado State*	12	50	1
N.14	Wyoming*	17	152	2
N.21	at UNLV*	10	54	0
N.28	Nevada*	19	112	1
D.5	Air Force (CC)	18	51	0
TOTALS (13 games)		177	940	6
Hawaii Bowl (Honolulu, Hawaii)				
D.24	vs. Cincinnati (1K)	13	68	0
TOTALS (14 games)		190	1,008	6

Donnel Pumphrey, 2016				
Date	Opponent	Att.	Yds.	Sr.
S.3	New Hampshire	21	98	1
S.10	California	29	281	3
S.17	at Northern Illinois	23	220	3
O.1	at South Alabama	25	151	1
O.8	UNLV*	31	141	1
O.14	at Fresno State* (1K)	38	220	2
O.21	San José State*	24	135	2
O.28	at Utah State*	32	223	0
N.5	Hawaii*	21	112	0
N.12	at Nevada*	26	198	1
N.19	at Wyoming*	17	76	0
N.26	Colorado State*	18	53	1
D.3	at Wyoming (CC)	25	110	1
TOTALS (13 games)		330	2,018	16
Las Vegas Bowl (Las Vegas, Nev.)				
D.24	vs. Houston	19	115	1
TOTALS (14 games)		349	2,133	17

Rashaad Penny, 2016				
Date	Opponent	Att.	Yds.	Jr.
S.3	New Hampshire	9	33	1
S.10	California	8	28	0
S.17	at Northern Illinois	14	65	0
O.1	at South Alabama	9	62	1
O.8	UNLV*	14	110	1
O.14	at Fresno State*	15	49	0
O.21	San José State*	9	105	3
O.28	at Utah State*	5	16	0
N.5	Hawaii*	8	108	1
N.12	at Nevada*	10	208	2
N.19	at Wyoming*	5	79	0
N.26	Colorado State*	4	15	0
D.3	at Wyoming (CC)	16	117	2
TOTALS (13 games)		126	995	11
Las Vegas Bowl (Las Vegas, Nev.)				
D.24	vs. Houston (1K)	10	23	0
TOTALS (14 games)		136	1,018	11

Rashaad Penny, 2017				
Date	Opponent	Att.	Yds.	Sr.
S.2	UC Davis	21	197	2
S.9	at Arizona State	18	216	1
S.16	(19) Stanford	32	175	1
S.23	at Air Force*	20	128	3
S.30	Northern Illinois	25	107	0
O.7	at UNLV*	27	170	2
O.14	Boise State*	21	53	1
O.21	Fresno State*	15	69	0
O.28	at Hawaii*	30	253	2
N.4	at San José State*	20	234	3
N.18	Nevada*	24	222	2
N.24	New Mexico*	22	203	2
TOTALS (12 games)		275	2,027	19
Armed Forces Bowl (Fort Worth, Texas)				
D.24	vs. Army	14	221	4
TOTALS (13 games)		289	2,248	23

■ Most Rushing Yards in Any Half (since 2012)

Pl.	Player (Class)	Date	Opponent (Half)	Carries	Yards	Rush TD
1.	Donnel Pumphrey (Sr.)	Sept. 10, 2016	California (2nd)	20	194	2
2.	Rashaad Penny (Sr.)	Sept. 9, 2017	at Arizona State (1st)	13	178	1
3.	Rashaad Penny (Sr.)	Oct. 28, 2017	at Hawaii* (2nd)	14	173	2
4.	Rashaad Penny (Sr.)	Nov. 4, 2017	at San José State* (1st)	19	170	2
5.	Adam Muema (So.)	Nov. 24, 2012	at Wyoming* (2nd)	13	168	2
6.	Adam Muema (Jr.)	Nov. 2, 2013	New Mexico* (2nd)	19	166	2
7.	Donnel Pumphrey (Sr.)	Sept. 17, 2016	at Northern Illinois (2nd)	12	156	2
8.	Donnel Pumphrey (So.)	Nov. 29, 2014	San José State* (1st)	11	154	2
9.	Rashaad Penny (Sr.)	Sept. 2, 2017	UC Davis (1st)	14	153	2
10.	Donnel Pumphrey (Fr.)	Sept. 28, 2013	at New Mexico State (2nd)	15	153	3

■ Most Rushing Yards in Any Quarter (since 2012)

Pl.	Player (Class)	Date	Opponent (Quarter)	Carries	Yards	Rush TD
1.	Donnel Pumphrey (So.)	Nov. 29, 2014	San José State* (1st)	9	150	1
2.	Rashaad Penny (Sr.)	Nov. 4, 2017	at San José State* (1st)	11	144	2
3.	Rashaad Penny (Sr.)	Oct. 28, 2017	at Hawaii* (4th)	6	141	1
4.	Donnel Pumphrey (So.)	Oct. 18, 2014	Hawaii* (4th)	12	118	0
5.	Donnel Pumphrey (Sr.)	Sept. 10, 2016	California (3rd)	9	114	1
6.	Adam Muema (Jr.)	Nov. 2, 2013	New Mexico* (2nd)	13	113	2
7.	Adam Muema (So.)	Sept. 22, 2012	San José State* (2nd)	6	113	1
8.	Donnel Pumphrey (Sr.)	Sept. 17, 2016	at Northern Illinois (4th)	2	112	2
9.	Chase Price (Sr.)	Oct. 3, 2015	Fresno State* (4th)	18	111	0
10.	Adam Muema (So.)	Nov. 24, 2012	at Wyoming* (4th)	8	110	1

NCAA Annual Team Champions

1969	Total Offense	532.2 yards per game	1983	Punt Returns	17.0 yards per return
1969	Passing Offense	374.2 yards per game	1996	Net Punting	44.9 yards per punt
1969	Scoring Offense	46.4 points per game	2015	Turnover Margin	+1.57 turnovers per game
1971	Passing Offense	251.4 yards per game	2016	Passes Intercepted	26 interceptions
1973	Passing Offense	305.0 yards per game		Kickoff Returns	28.1 yards per return
1975	Passing Offense	291.3 yards per game			

NCAA Individual Statistical Champions

Total Offense

Year	Player	Cl.	Plays	Rush	Pass	Total	YPG
1969	Dennis Shaw	Sr.	388	12	3,185	3,197	319.7
1973	Jesse Freitas	Sr.	410	-92	2,993	2,901	263.7
1987	Todd Santos	Sr.	562	-244	3,932	3,688	307.3

Rushing

Year	Player	Cl.	Gms.	Att.	Yards	YPG
1991	Marshall Faulk	Fr.	9	201	1,429	158.8
1992	Marshall Faulk	So.	10	265	1,630	163.0
2016	Donnel Pumphrey	Sr.	14	349	2,133	*152.4
2017	Rashaad Penny	Sr.	13	289	2,248	172.9

* - Pumphrey was the NCAA leader in rushing yards, but was second in RYPG

Passing

Year	Player	Cl.	G	Att.	Cmp.	Int.	Pct.	Yds.	TD
1971	Brian Sipe	Sr.	11	369	196	21	.531	2,532	17
1973	Jesse Freitas	Sr.	11	347	227	17	.654	2,993	21
1975	Craig Penrose	Sr.	11	349	198	24	.567	2,660	15

Between 1970 and 1978, the NCAA ranked passing leaders by completions per game.

Receiving

Year	Player	Cl.	Gms.	Rec.	RPG	Yards	TDs
1971	Tom Reynolds	Jr.	10	67	6.7	1,070	7
1974	Dwight McDonald	Sr.	11	86	7.8	1,157	7

Receiving Yards Per Game

Year	Player	Cl.	Gms.	Rec.	Yards	Avg.	TDs
1990	Patrick Rowe	Jr.	11	71	1,392	126.6	8
2002	J.R. Tolver	Sr.	13	128	1,785	137.3	13

Scoring

Year	Player	Cl.	Gms	TDs	2XP	FG	Pts.	Avg.
1987	Paul Hewitt	Sr.	12	24	0	0	144	12.0
1991	Marshall Faulk	Fr.	9	23	2	0	140	15.6

Punt Returns

Year	Player	Cl.	No.	Yards	TDs	Long	Avg.
1983	Jim Sandusky	Sr.	20	381	1	90	19.0

Kickoff Returns

Year	Player	Cl.	No.	Yards	Avg.
1980	Mike Fox	Fr.	11	361	32.8

All-Purpose

Year	Player	G	Ru.	Rec.	PR	KR	IR	Yds.	Avg.
2017	Rashaad Penny	13	2,248	135	70	521	0	2,974	228.8

Career Rushing Yards

Player	Years	Gms	Att.	Yards	Avg.	TD	YPG
Donnel Pumphrey	2013-16	54	1,059	6,405	6.0	62	118.6

Career Points Per Game

Player	Years	Gms	TDs	2XP	FG	Pts.	Avg.
Marshall Faulk	1991-93	31	62	4	0	376	12.1



Bold indicates set by a current Aztec
 * - Indicates conference game
 ^ - Indicates Division I era record

■ Team Records

Most Attempts

Game: 64, vs. Eastern Illinois, 8/31/13
Season: 584, in 2002 (4-9)

Fewest Attempts

Game: 7, vs. San José State*, 10/20/18 and at San José State*, 11/4/17
Season: 117, in 1972 (10-1)

Most Completions

Game: 40, vs. Stanford, 10/17/87
Season: 352, in 2002 (4-9)

Fewest Completions

Game: 3, at Pacific, 11/9/63
Season: 62, in 1961 (7-2-1)

Most Interceptions

Game: 7, at Missouri, 9/8/79
Season: 28, in 1969 (11-0)

Fewest Interceptions

Game: 0, many times, most recent: vs. Brigham Young, 11/30/19
Season: 3, in 2015 (11-3) and 1961 (7-2-1)

Most Yards

Game: 568, vs. Brigham Young*, 11/16/91
Season: 4,302, in 2002 (4-9)

Fewest Yards

Game: 14, at Utah State*, 10/28/16
Season: 1,017, in 1962 (8-2)

Most Touchdowns

Game: 10, vs. New Mexico State, 11/15/69
Season: 43, in 1969 (11-0)

Fewest Touchdowns

Game: 0, many times, most recent: at Hawai'i*, 11/23/19
Season: 5, in 2001 (3-8) and 1976 (10-1)

Most Yards Per Completion

Season: 18.9, in 1963 (7-2)

Most Yards Per Game

Season: 374.2, in 1969 (11-0)

Fewest Yards Per Game

Season: 59.4, in 1960 (1-6-1)

Highest Completion Percentage

Game: 84.0, (21-25), vs. Pacific*, 11/11/72 (min. 25 att.)
Season: 64.2, in 1973 (9-1-1)

Highest Passing Efficiency Rating

Game: 291.82, vs. Navy, 9/5/97 (min. 25 att.)
Season: 166.9, in 1996 (8-3)

■ MOST YARDS/GAME

Rk.	Opponent	Date (Result)	Yards
1.	vs. Brigham Young*	11/16/91 (T, 52-52)	568
2.	vs. New Mexico State,	11/15/69 (W, 70-21)	549
3.	vs. Stanford,	10/17/87 (L, 40-44)	536
4.	at New Mexico*,	11/17/90 (W, 40-34)	530
5.	vs. (25) Utah*,	11/20/10 (L, 34-38)	528
6.	vs. Southern Mississippi,	11/9/68 (W, 68-7)	524
7.	vs. Arizona State,	9/14/02 (L, 28-39)	516
8.	at Hawai'i*,	11/6/82 (W, 31-28)	513
9.	at Utah*,	9/30/89 (W, 38-27)	510
10.	at Hawai'i*,	12/7/02 (L, 40-41)	507
	vs. Pacific*,	11/8/69 (W, 58-32)	507
12.	at Idaho,	9/21/02 (L, 38-48)	506
13.	at Fresno State*,	11/17/73 (W, 41-6)	505
14.	New Mexico State,	10/18/75 (W, 48-3)	483
15.	at California,	9/14/96 (L, 37-42)	477

■ HIGHEST PASSING COMPLETION PERCENTAGE/DI ERA

Pl.	Opponent	Date	Pct.
1.	at San José State*	11/4/17	85.71
2.	vs. Pacific*	11/11/72	84.00
3.	vs. Utah*	9/12/87	83.33
4.	vs. Navy	9/3/94	81.25
5.	vs. UTEP	8/31/06	80.65
6.	at Colorado State*	10/5/19	80.00
	vs. Navy	9/5/97	80.00
	vs. Cal State Fullerton	10/23/76	80.00
9.	vs. Brigham Young	11/30/19	79.17
	at Wyoming*	11/24/12	79.17
<i>in a Mountain West game</i>			
	at San José State*	11/4/17	85.71
<i>against a nationally ranked opponent</i>			
	vs. (16) Wyoming	11/7/96	75.00

■ HIGHEST PASSING EFFICIENCY RATING/DI ERA

Pl.	Opponent	Date	Rating
1.	vs. Navy	9/5/97	291.82
2.	vs. Stanford	10/5/85	247.42
3.	at San José State*	11/4/17	245.66
4.	at Kansas	9/25/99	230.85
5.	vs. Utah State	9/25/10	230.45
6.	vs. Portland State	9/22/07	230.34
7.	vs. North Dakota	9/15/12	228.58
8.	vs. New Mexico*	11/4/95	226.88
9.	vs. Brigham Young*	11/16/91	226.18
10.	vs. Cincinnati (HB)	12/24/15	220.30
<i>in a Mountain West game</i>			
	at San José State*	11/4/17	245.66
<i>against a nationally ranked opponent</i>			
	vs. (23) Hawai'i	11/14/92	180.26

■ SINGLE-SEASON HIGHS

Attempts	Yards Per Game
1. 584, in 2002 (4-9)	1. 374.2, in 1969 (11-0)
2. 509, in 1987 (4-4)	2. 371.5, in 1990 (6-5)
3. 489, in 2008 (2-10)	3. 332.5, in 1987 (4-4)
4. 485, in 1990 (6-5)	4. 330.9, in 2002 (4-9)
5. 465, in 1993 (6-6)	5. 319.7, in 1993 (6-6)
6. 458, in 2007 (4-8)	6. 308.1, in 1989 (6-5-1)
7. 455, in 1982 (7-5)	7. 306.0, in 1981 (6-5)
8. 449, in 1989 (6-5-1)	8. 305.0, in 1973 (9-1-1)
9. 447, in 1981 (6-5)	9. 303.3, in 1996 (8-3)
10. 444, in 2004 (4-7)	10. 295.4, in 2010 (9-4)

Yards	Touchdowns
1. 4,302, in 2002 (6-9)	1. 43, in 1969 (11-0)
2. 4,086, in 1990 (6-5)	2. 29, in 1996 (8-3)
3. 3,990, in 1987 (4-4)	29, in 1990 (6-5)
4. 3,840, in 2010 (9-4)	4. 28, in 2010 (9-4)
5. 3,836, in 1993 (6-6)	28, in 1993 (6-6)
6. 3,742, in 1969 (11-0)	28, in 1970 (9-2)
7. 3,697, in 1989 (6-5-1)	7. 27, in 1994 (4-7)
8. 3,447, in 1985 (5-6-1)	27, in 1964 (8-2)
9. 3,366, in 1981 (6-5)	9. 26, in 1987 (5-7)
10. 3,355, in 1973 (9-1-1)	26, in 1977 (10-1)

■ Individual Records

Most Yards

Game: 568, David Lowery vs. Brigham Young*, 11/16/91
Season: 3,932, Todd Santos, 1987
Career: 12,690, Ryan Lindley, 2008-09-10-11

Most Yards By Senior

Game: 536, Todd Santos vs. Stanford, 10/17/87
Season: 3,932, Todd Santos, 1987

Most Yards By Junior

Game: 528, Ryan Lindley vs. (25) Utah*, 11/20/10
Season: 3,830, Ryan Lindley, 2010

Most Yards By Sophomore

Game: 568, David Lowery vs. Brigham Young*, 11/16/91
Season: 3,054, Ryan Lindley, 2009

Most Yards By Freshman

Game: 433, Ryan Lindley vs. Idaho, 9/27/08
Season: 2,653, Ryan Lindley, 2008

Most Attempts

Game: 63, Adam Dingwell vs. Eastern Illinois, 8/31/13
Season: 492, Todd Santos, 1987
Career: 1,732, Ryan Lindley, 2008-09-10-11

Most Completions

Game: 40, Todd Santos vs. Stanford, 10/17/87
Season: 306, Todd Santos, 1987
Career: 961, Ryan Lindley, 2008-09-10-11

Highest Completion Percentage

Game: 84.0, Tim Gutierrez (21-25), vs. Navy, 9/3/94 (min. 25 atts.)
Season: 66.0, Billy Blanton, 1996 (min. 250 atts.)
Career: 63.9, Billy Blanton, 1993-94-95-96 (min. 400 atts.)

Highest Pass Efficiency Rating

Game: 291.8, Kevin McKechnie vs. Navy, 9/5/97 (min. 25 atts.)
Season: 169.6, Billy Blanton, 1996 (min. 250 atts.)
Career: 157.1, Billy Blanton, 1993-94-95-96 (min. 400 atts.)

Most Touchdown Passes

Game: 9, Dennis Shaw vs. New Mexico State, 11/15/69
Season: 39, Dennis Shaw, 1969
Career: 90, Ryan Lindley, 2008-09-10-11

Most 300-Yard Games

Season: 8, Dan McGwire, 1990
Career: 17, Todd Santos, 1984-85-86-87

Most Consecutive 300-Yard Games

Season: 4, four times, most recent: Billy Blanton, 11/2/96-11/23/96
Career: 4, four times, most recent: Billy Blanton, 11/2/96-11/23/96

Most Yards Per Attempt

Game: 18.6, Kevin McKechnie vs. Navy, 9/5/87 (min. 25 atts.)
Season: 9.4, Billy Blanton, 1996 (min. 250 atts.)
Career: 9.3, Dennis Shaw, #1968-69 (min. 400 atts.)

- Shaw's 1968 Division II season stats are included

Most Yards Per Completion

Game: 27.6, David Lowery vs. Fresno State*, 11/2/92 (min. 25 atts.)
Season: 16.7, Don Horn, 1966 (min. 250 atts.)
Career: 16.0, Dennis Shaw, #1968-69 (min. 400 atts.)

- Shaw's 1968 Division II season stats are included

Lowest Interception Percentage

Season: 68.8 att./int., Billy Blanton, 1996 (min. 250 atts.)
Career: 52.7 att./int., Christian Chapman, 2015-18 (632 attempts)

Consecutive Passes without an Interception

Season: 178, Dan McGwire, 9/15/90-10/13/90
Career: 178, Dan McGwire, 9/15/90-10/13/90
Team: 255, 9/12/15-9/10/16

■ YARDS PASSING/CAREER

Pl.	Player	Seasons	Comp.	Att.	Int.	Yards	TD	Rating
1.	Ryan Lindley	2008-09-10-11	961	1,732	47	12,690	90	128.75
2.	Todd Santos	1984-85-86-87	910	1,484	57	11,425	70	133.87
3.	Billy Blanton	1993-94-95-96	588	920	25	8,165	67	157.06
4.	Kevin O'Connell	2004-05-06-07	664	1,151	34	7,689	46	121.08
5.	Dan McGwire	1989-90	528	889	26	7,484	43	140.22
6.	David Lowery	1989-91-92-93	426	800	28	5,998	44	127.38
7.	Brian Sipe	1969-70-71	436	788	43	5,707	44	123.68
8.	Dennis Shaw	1968-69	333	575	41	5,324	58	154.72
9.	Adam Hall	2001-02-03	423	752	21	5,173	24	118.98
10.	Quinn Kaehler	2013-14	401	696	21	5,164	28	127.18
11.	Christian Chapman	2015-16-17-18	379	632	12	5,085	39	144.12
12.	Mark Halda	1977-78-79-80	406	757	45	4,812	29	107.78
13.	Tim Gutierrez	1992-93-94	357	580	19	4,740	36	144.13
14.	Lon Sherif	1999-00-01-02	356	675	25	4,533	16	109.57
15.	Matt Kofler	1980-81	361	615	24	4,476	24	124.91
16.	Mark McKay	1982-83	329	587	29	4,475	24	123.70
17.	Craig Penrose	1974-75	330	584	33	4,343	25	121.80
18.	Jesse Freitas	1972-73	324	518	31	4,193	28	136.41
19.	Ryan Agnew	2016-17-18-19	355	603	12	4,189	24	126.38
20.	Don Horn	1965-66	257	459	25	3,922	39	144.91
21.	Rod Dowhower	1963-64	159	313	15	2,864	33	152.87
22.	Matt Dlugolecki	2003-04	256	433	16	2,597	10	109.73
23.	Joe Davis	1976-77	190	326	15	2,541	25	139.86
24.	Jack Hawley	1999-00	184	352	12	2,280	16	114.86
25.	Joe Duke	1957-58-59	174	403	34	2,204	17	86.16
26.	Jesse Thompson	1949-50-51	133	263	17	2,022	19	126.06

	Carson Baker	2019	24	19	0	172	1	153.12



■ Single-Game Passing Leaders

PASSING YARDS

Pl.	Player	(Rk.) Opponent	Comp.	Att.	Int.	Yards	TD	Rating
1.	David Lowery	vs. Brigham Young*, Nov. 16, 1991	26	39	1	568	5	226.18
2.	Todd Santos	vs. Stanford, Oct. 17, 1987	40	60	1	536	5	165.87
3.	Dan McGwire	at New Mexico*, Nov. 17, 1990	33	49	2	530	2	163.51
4.	Ryan Lindley	vs. (25) Utah*, Nov. 20, 2010	36	54	3	528	4	162.13
5.	Dennis Shaw	vs. Southern Mississippi, Nov. 9, 1968	17	38	1	524	7	216.09
6.	Adam Hall	vs. Arizona State, Sept. 14, 2002	32	60	1	516	3	138.74
7.	Mark McKay	at Hawai'i*, Nov. 6, 1982	30	46	3	513	1	153.03
8.	Dan McGwire	at Utah*, Sept. 30, 1989	24	37	1	510	2	193.08
9.	Adam Hall	at Idaho, Sept. 21, 2002	29	49	0	506	5	179.60
10.	Dennis Shaw	vs. Pacific*, Nov. 8, 1969	25	38	0	463	7	228.93

PASSING ATTEMPTS

Pl.	Player	(Rk.) Opponent	Comp.	Att.	Int.	Yards	TD	Rating
1.	Adam Dingwell	vs. Eastern Illinois, Aug. 31, 2013	27	63	4	318	0	72.56
2.	Adam Hall	vs. Arizona State, Sept. 14, 2002	32	60	1	516	3	138.74
	Todd Santos	vs. Stanford, Oct. 17, 1987	40	60	1	536	5	165.87
4.	Ryan Lindley	at Notre Dame, Sept. 6, 2008	29	59	1	274	1	90.37
	Adam Hall	at (17) Colorado, Sept. 7, 2002	39	59	0	359	0	117.21
	Tim Gutierrez	vs. Air Force*, Oct. 1, 1994	35	59	5	421	3	119.09
	Dan McGwire	at (4) Brigham Young*, Sept. 22, 1990	32	59	0	362	3	122.56
8.	Jack Hawley	vs. Arizona State, Aug. 31, 2000	24	57	1	219	1	76.66
	Matt Kofler	vs. Air Force*, Nov. 29, 1981	33	57	1	386	2	122.85
10.	Kevin O'Connell	vs. (21) Brigham Young, Dec. 1, 2007	33	55	1	288	1	106.35

PASSING COMPLETIONS

Pl.	Player	(Rk.) Opponent	Comp.	Att.	Int.	Yards	TD	Rating
1.	Todd Santos	vs. Stanford, Oct. 17, 1987	40	60	1	536	5	165.87
2.	Adam Hall	at (17) Colorado, Sept. 7, 2002	39	59	0	359	0	117.21
3.	Ryan Lindley	vs. (25) Utah*, Nov. 20, 2010	36	54	3	528	4	162.13
4.	Ryan Lindley	vs. UNLV*, Nov. 22, 2008	35	50	0	387	2	148.22
	Tim Gutierrez	vs. Air Force*, Oct. 1, 1994	35	59	5	421	3	119.09
	Todd Santos	vs. Utah*, Sept. 12, 1987	35	42	1	462	4	202.40
	Matt Kofler	at Colorado State*, Sept. 12, 1981	35	52	3	359	2	126.45
8.	Todd Santos	vs. New Mexico*, Nov. 23, 1985	34	44	1	423	3	175.98
9.	Kevin O'Connell	vs. (21) Brigham Young, Dec. 1, 2007	33	55	1	288	1	106.35
	Kevin O'Connell	at Hawai'i, Dec. 3, 2005	33	51	1	421	3	149.54
	Billy Blanton	vs. (16) Wyoming*, Nov. 7, 1996	33	44	2	366	2	150.78
	Dan McGwire	at New Mexico*, Nov. 17, 1990	33	49	2	530	2	163.51
	Matt Kofler	vs. Air Force*, Nov. 29, 1981	33	57	1	386	2	122.85
	Jesse Freitas	at Fresno State*, Nov. 17, 1973	33	42	0	450	4	200.00

PASSING EFFICIENCY (MIN. 12 ATT.)

Pl.	Player	(Rk.) Opponent	Comp.	Att.	Int.	Yards	TD	Rating
1.	Kevin McKechnie	vs. Navy, Sept. 5, 1997	16	20	1	371	4	291.82
2.	Craig Penrose	vs. Cal State Fullerton*, Oct. 4, 1975	8	12	0	163	3	263.27
3.	Jack Hawley	at Kansas, Sept. 25, 1999	19	24	0	343	3	240.47
4.	Kevin O'Connell	vs. Portland State, Sept. 22, 2007	19	31	0	443	5	234.55
5.	Ryan Lindley	vs. Utah State, Sept. 25, 2010	17	24	1	362	3	230.45
6.	Joe Davis	vs. UTEP, Oct. 15, 1977	12	18	0	230	3	229.00
7.	Ryan Katz	vs. North Dakota, Sept. 15, 2012	11	18	0	241	3	228.58
8.	Billy Blanton	vs. New Mexico*, Nov. 4, 1995	17	24	0	328	3	226.88
9.	David Lowery	vs. Brigham Young*, Nov. 16, 1991	26	39	1	568	5	226.18
10.	Brian Sipe	vs. UC Santa Barbara*, Nov. 14, 1970	10	14	0	171	2	221.17

PASSING TOUCHDOWNS

Pl.	Player	(Rk.) Opponent	Comp.	Att.	Int.	Yards	TD	Rating
1.	Dennis Shaw	vs. New Mexico State, Nov. 15, 1969	26	42	3	441	9	206.53
2.	Dennis Shaw	vs. Pacific, Nov. 8, 1969	25	38	0	463	7	228.93
	Dennis Shaw	vs. Southern Mississippi, Nov. 9, 1968	17	38	1	524	7	216.09
4.	Rod Dowhower	vs. Fresno State, Oct. 31, 1964	15	24	1	374	6	267.57
	Ryan Lindley	at Colorado State*, Oct. 24, 2009	29	43	0	459	6	203.15
6.	Kevin O'Connell	vs. Portland State, Sept. 22, 2007	19	31	0	443	5	234.55
	Adam Hall	at Idaho, Sept. 21, 2002	29	49	0	506	5	179.60
	David Lowery	vs. Brigham Young*, Nov. 16, 1991	26	39	1	568	5	226.18
	Dan McGwire	at Wyoming*, Oct. 6, 1990	27	42	0	415	5	186.57
	Todd Santos	vs. Stanford, Oct. 17, 1987	40	60	1	536	5	165.87
	Todd Santos	vs. Stanford, Oct. 5, 1985	34	44	1	423	5	190.98
	Matt Kofler	vs. UTEP*, Nov. 21, 1981	31	43	2	460	5	191.02
	Don Horn	at Weber State, Sept. 24, 1966	18	43	0	346	5	147.82

YARDS PASSING/SEASON

Pl.	Name	Cl.	Season	Att.	Comp.	Int.	Pct.	Yds.	TD	GP	3K	TGP	3K
1.	Todd Santos	Sr.	1987	492	306	15	62.2	3,932	26	10	10		10
2.	Dan McGwire	Sr.	1990	448	270	7	60.3	3,833	27	9	9		9
3.	Ryan Lindley	Jr.	+2010	421	243	14	57.7	3,830	28	11	11		11
4.	Dan McGwire	Jr.	1989	440	258	19	58.6	3,651	16	9	9		9
5.	Dennis Shaw	Sr.	+1969	363	214	29	59.0	3,394	40	10	10		10
6.	Matt Kofler	Sr.	1981	436	262	15	60.1	3,337	21	11	11		11
7.	Billy Blanton	Jr.	1995	389	243	14	62.5	3,300	23	12	12		12
8.	Adam Hall	Jr.	2002	452	272	9	60.2	3,253	17	10	10		10
9.	Billy Blanton	Sr.	1996	344	227	5	66.0	3,221	29	10	10		10
10.	Ryan Lindley	Sr.	+2011	447	237	8	53.0	3,153	23	13	13		13
11.	Kevin O'Connell	Sr.	2007	439	257	8	58.5	3,063	15	12	12		12
12.	Ryan Lindley	So.	2009	437	239	16	54.7	3,054	23	12	12		12
13.	Quinn Kaehler	Jr.	+2013	389	232	9	59.6	3,007	19	13	13		13

+ indicated team participated in bowl game. GP 3K - games played to date when reaching 3,000 yards; TGP 3K - team games to date when player reached 3,000 yards.

Multiple 3,000-Yard Seasons: Ryan Lindley (3), Billy Blanton (2), Dan McGwire (2)

Head Coaches for 3,000-Yard Seasons: Rocky Long (2), Al Luginbill (2), **Brady Hoke (2)**, Ted Tollner (2), Don Coryell (1), Tom Craft (1), Chuck Long (1), Doug Scovil (1), Denny Stolz (1)

■ Attempts

SEASON

Pl.	Player, Season	Attempts
1.	Todd Santos, 1987	492
2.	Adam Hall, 2002	452
3.	Dan McGwire, 1990	449
4.	Ryan Lindley, 2011	447
5.	Dan McGwire, 1989	440
6.	Kevin O'Connell, 2007	439
7.	Ryan Lindley, 2009	437
8.	Matt Kofler, 1981	436
9.	Ryan Lindley, 2008	427
10.	Ryan Lindley, 2010	421
11.	Quinn Kaehler, 2013	389
	Billy Blanton, 1995	389
13.	Kevin O'Connell, 2005	375
14.	Ryan Agnew, 2019	371
15.	Brian Sipe, 1971	369

CAREER

Pl.	Player, Seasons	Attempts
1.	Ryan Lindley, 2008-09-10-11	1,732
2.	Todd Santos, 1984-85-86-87	1,484
3.	Kevin O'Connell, 2004-05-06-07	1,151
4.	Billy Blanton, 1993-94-95-96	920
5.	Dan McGwire, 1989-90	889
6.	David Lowery, 1989-91-92-93	860
7.	Brian Sipe, 1969-70-71	788
8.	Mark Halda, 1977-78-79-80	757
9.	Adam Hall, 2001-02-03	752
10.	Quinn Kaehler, 2013-14	696
11.	Lon Sheriff, 1999-00-01-02	675
12.	Christian Chapman, 2015-16-17-18	632
13.	Matt Kofler, 1980-81	615
14.	Ryan Agnew, 2016-17-18-19	603
15.	Mark McKay, 1982-83	587

■ Completions

SEASON

Pl.	Player, Season	Completions
1.	Todd Santos, 1987	306
2.	Adam Hall, 2002	272
3.	Dan McGwire, 1990	270
4.	Matt Kofler, 1981	262
5.	Dan McGwire, 1989	258
6.	Kevin O'Connell, 2007	257
7.	Ryan Lindley, 2010	243
	Billy Blanton, 1995	243
9.	Ryan Lindley, 2008	242
10.	Ryan Lindley, 2009	239
11.	Ryan Lindley, 2011	237
12.	Ryan Agnew, 2019	234
13.	Kevin O'Connell, 2005	233

14.	Quinn Kaehler, 2013	232
15.	Billy Blanton, 1996	227
	Jesse Freitas, 1973	227

CAREER

Pl.	Player, Seasons	Completions
1.	Ryan Lindley, 2008-09-10-11	961
2.	Todd Santos, 1984-85-86-87	910
3.	Kevin O'Connell, 2004-05-06-07	664
4.	Billy Blanton, 1993-94-95-96	588
5.	Dan McGwire, 1989-90	528
6.	Brian Sipe, 1969-70-71	436
7.	David Lowery, 1989-91-92-93	426
8.	Adam Hall, 2001-02-03	423
9.	Mark Halda, 1977-78-79-80	406
10.	Quinn Kaehler, 2013-14	401
11.	Christian Chapman, 2015-16-17-18	379
12.	Matt Kofler, 1980-81	361
13.	Tim Gutierrez, 1992-93-94	357
14.	Lon Sheriff, 1999-00-01-02	356
15.	Ryan Agnew, 2016-17-18-19	355

■ Completion Pct.

SEASON

(minimum 250 attempts)

Pl.	Player, Season	Pct.
1.	Billy Blanton, 1996 (227-344)	66.0
2.	Jesse Freitas, 1973 (227-347)	65.4
3.	Todd Santos, 1985 (226-357)	63.3
4.	Ryan Agnew, 2019 (234-371)	63.1
5.	Billy Blanton, 1995 (243-389)	62.5
6.	Todd Santos, 1986 (218-350)	62.3
7.	Todd Santos, 1987 (306-492)	62.2
8.	Kevin O'Connell, 2005 (233-375)	62.1
9.	Tim Gutierrez, 1993 (208-341)	60.997
10.	Christian Chapman, 2016 (153-251)	60.956
11.	Dan McGwire, 1990 (270-448)	60.3
12.	Adam Hall, 2002 (272-452)	60.2
13.	Matt Kofler, 1981 (262-436)	60.1
14.	Joe Davis, 1977 (174-290)	60.0
15.	Quinn Kaehler, 2013 (232-389)	59.6

CAREER

(minimum 400 attempts)

Pl.	Player, Seasons	Pct.
1.	Billy Blanton, 1993-94-95-96	63.9
2.	Jesse Freitas, 1972-73	62.5
3.	Tim Gutierrez, 1992-93-94	61.6
4.	Todd Santos, 1984-85-86-87	61.3
5.	Christian Chapman, 2015-16-17-18	59.9
6.	Dan McGwire, 1989-90	59.4
7.	Matt Dlugolecki, 2003-04-05	59.1
8.	Ryan Agnew, 2016-17-18-19	58.9
9.	Matt Kofler, 1980-81	58.7



10. Dennis Shaw, 1968-69	57.9
11. Kevin O'Connell, 2004-05-06-07	57.7
12. Quinn Kaehler, 2013-14	57.6
13. Craig Penrose, 1974-75	56.5
14. Adam Hall, 2001-02-03	56.3
15. Mark McKay, 1982-83	56.0

- Shaw's 1968 Division II season stats are included.

■ Rating

SEASON

Pl. Player, Season	Rating
1. Billy Blanton, 1996	169.6
2. Dennis Shaw, 1969	162.2
3. Billy Blanton, 1994	158.8
4. Rod Dowhower, 1964	155.8
5. Tim Gutierrez, 1993	153.1
6. Ryan Katz, 2012	151.6
7. Don Horn, 1965	151.5
8. Ryan Lindley, 2010	149.4
9. Christian Chapman, 2016	149.2
10. Dan McGwire, 1990	148.6
11. Jesse Freitas, 1973	148.0
12. Joe Davis, 1977	147.4
Jesse Thompson, 1951	147.4
14. Billy Blanton, 1995	146.0
15. Christian Chapman, 2018	143.7

CAREER

Pl. Player, Seasons	Rating
1. Billy Blanton, 1993-94-95-96	157.1
2. Dennis Shaw, 1968-69	154.7
3. Rod Dowhower, 1963-64	152.9
4. Don Horn, 1965-66	144.9
5. Tim Gutierrez, 1992-93-94	144.13
6. Christian Chapman, 2015-16-17-18	144.12
7. Dan McGwire, 1989-90	140.2
8. Joe Davis, 1976-77	139.9
9. Jesse Freitas, 1972-73	136.4
10. Todd Santos, 1984-85-86-87	133.9
11. Ryan Lindley, 2008-09-10-11	128.8
12. David Lowery, 1989-91-92-93	127.4
13. Quinn Kaehler, 2013-14	127.2
14. Ryan Agnew, 2016-17-18-19	126.4
15. Matt Koffler, 1980-81	124.9

- Shaw's 1968 Division II season stats are included.

■ Touchdowns

SEASON

Pl. Player, Season	TDs
1. Dennis Shaw, 1969	39
2. Billy Blanton, 1996	29
3. Ryan Lindley, 2010	28
4. Dan McGwire, 1990	27
5. Todd Santos, 1987	26
6. Tim Gutierrez, 1993	24
Joe Davis, 1977	24
8. Ryan Lindley, 2011	23
Ryan Lindley, 2009	23
Billy Blanton, 1995	23
Brian Sipe, 1970	23
12. Rod Dowhower, 1964	22
13. David Lowery, 1992	21
Todd Santos, 1985	21
Matt Koffler, 1981	21
Jesse Freitas, 1973	21
One other tied at	21

CAREER

Pl. Player, Seasons	TDs
1. Ryan Lindley, 2008-09-10-11	90
2. Todd Santos, 1984-85-86-87	70
3. Billy Blanton, 1993-94-95-96	67
4. Dennis Shaw, 1968-69	58

5. Kevin O'Connell, 2004-05-06-07	46
6. David Lowery, 1991-92-93	44
Brian Sipe, 1969-70-71	44
8. Dan McGwire, 1989-90	43
9. Christian Chapman, 2015-16-17-18	39
Don Horn, 1965-66	39
11. Tim Gutierrez, 1992-93-94	36
12. Rod Dowhower, 1963-64	33
13. Mark Halda, 1977-78-79-80	29
14. Jesse Freitas, 1972-73	28
15. Joe Davis, 1976-77	25
Craig Penrose, 1974-75	25

■ QB Starts

CAREER

Pl. Player, Season	Games Started
1. Ryan Lindley, 2008-09-10-11	49
2. Todd Santos, 1984-85-86-87	45
3. Christian Chapman, 2015-16-17-18	35
4. Kevin O'Connell, 2004-05-06	33
5. Billy Blanton, 1993-94-95-96	28
6. David Lowery, 1991-92-93	24
7. Dan McGwire, 1989-90	23
8. Quinn Kaehler, 2013-14	22
Brian Sipe, 1969-70-71	22
10. Lon Sheriff, 1999-00-01-02	21
Dennis Shaw, #1968-69	21

- Shaw's 1968 Division II season stats are included

CONSECUTIVE STARTS

Pl. Player, Dates	Games Started
1. Ryan Lindley, Oct. 18, 2008-Dec. 17, 2011	44
2. Christian Chapman, Dec. 5, 2015-Sept. 8, 2018	31
3. Billy Blanton, Oct. 15, 1994-Nov. 28, 1996	28
4. Dan McGwire, Sept. 2, 1989-Dec. 1, 1990	23
5. David Lowery, Oct. 5, 1991-Sept. 18, 1993	22
Brian Sipe, Sept. 12, 1970-Dec. 4, 1971	22
7. Dennis Shaw, Sept. 14, 1968-Nov. 29, 1969	20
8. Craig Penrose, Oct. 12, 1974-Nov. 22, 1975	19
9. Kevin O'Connell, Oct. 23, 2004-Aug. 31, 2006	17
Todd Santos, Oct. 18, 1985-Nov. 27, 1986	17
Mark Halda, Sept. 16, 1978-Oct. 20, 1979	17

CAREER VICTORIES

Pl. Player, Dates	Wins
1. Christian Chapman, 2015-16-17-18	24
2. Ryan Lindley, 2008-09-10-11	23
3. Todd Santos, 1984-85-86-87	22
4. Dennis Shaw, #1968-69	20
5. Billy Blanton, 1993-94-95-96	18
6. Ryan Agnew, 2016-17-18-19	15
Brian Sipe, 1969-70-71	15
8. Quinn Kaehler, 2013-14	14
Craig Penrose, 1974-75	14
10. David Lowery, 1991-92-93	13
Joe Davis, 1976-77	13
12. Kevin O'Connell, 2004-05-06-07	12
Dan McGwire, 1989-90	12

- Shaw's 1968 Division II season stats are included.

CAREER WINNING PERCENTAGE

(minimum 15 career starts)

Pl. Player, Dates	W-L-T	Pct.
1. Dennis Shaw, #1968-69	20-0-1	.976
2. Ryan Agnew, 2016-17-18-19	15-4	.789
3. Craig Penrose, 1974-75	14-5-1	.725
4. Christian Chapman, 2015-16-17	24-11-0	.686
5. Brian Sipe, 1969-70-71	15-7-0	.682
6. Billy Blanton, 1993-94-95-96	18-10-0	.643
7. Quinn Kaehler, 2013-14	14-8-0	.636

- Shaw's 1968 Division II season stats are included

■ Single-Game Passing Leaders (cont.)

SINGLE GAME QB TOTAL TD LEADERS (PASS + RUSH)/SINCE 1996

Pl.	Player	(Rk.) Opponent	Pass Yds.	Rush Yds.	Pass TD	Rush TD	Total TD
1.	Ryan Lindley	at Colorado State*, Oct. 24, 2009	459	-9	6	0	6
2.	Ryan Katz	vs. Hawai'i*, Oct. 6, 2012	190	57	2	3	5
	Kevin O'Connell	vs. Portland State, Sept. 22, 2007	443	15	5	0	5
	Adam Hall	at Idaho, Sept. 21, 2002	506	-10	5	0	5
	Kevin McKenchie	vs. Navy, Sept. 5, 1997	371	0	4	1	5
	Billy Blanton	vs. Oklahoma, Sept. 21, 1996	258	8	5	0	5
7.	nine tied (last: Ryan Lindley vs. Cal Poly, Sept. 3, 2011)						4

HIGHEST COMPLETION PERCENTAGE (MIN. 20 ATT.)/SINCE 1996

Pl.	Player	(Rk.) Opponent	Comp.	Att.	Int.	Yards	TD	Pct.
1.	Ryan Agnew	at Colorado State*, Oct. 5, 2019	16	20	0	147	3	80.00
	Kevin McKenchie	vs. Navy, Sept. 5, 1997	16	20	1	371	4	80.00
3.	Kevin O'Connell	vs. San José State, Sept. 24, 2005	23	29	0	271	4	79.31
4.	Carson Baker	vs. Brigham Young, Nov. 30, 2019	19	24	0	172	1	79.17
	Adam Dingwell	at Wyoming*, Nov. 24, 2012	19	24	1	164	2	79.17
	Jack Hawley	at Kansas, Sept. 25, 1999	19	24	0	343	3	79.17
7.	Ryan Lindley	vs. Navy (PB), Dec. 23, 2010	18	23	0	276	2	78.26
8.	Christian Chapman	vs. UC Davis, Sept. 2, 2017	16	21	1	220	2	76.19
	Quinn Kaehler	vs. New Mexico*, Nov. 2, 2013	16	21	0	201	2	76.19
	Billy Blanton	vs. Hawai'i*, Oct. 11, 1996	16	21	0	159	2	76.19

PASSING YARDS PER COMPLETION (MIN. 20 ATT.)/SINCE 1996

Pl.	Player	(Rk.) Opponent	Comp.	Att.	Int.	Yards	TD	Yds/C
1.	Ryan Lindley	at (3) TCU, Nov. 13, 2010	11	26	2	262	2	23.82
2.	Ryan Agnew	vs. Air Force, Oct. 12, 2018	9	25	1	213	1	23.67
3.	Kevin O'Connell	vs. Portland State, Sept. 22, 2007	19	31	0	443	5	23.32
4.	Kevin McKenchie	vs. Navy, Sept. 5, 1997	16	20	1	371	4	23.19
5.	Ryan Lindley	at Wyoming*, Oct. 30, 2010	16	32	2	365	3	22.81
6.	Ryan Lindley	vs. Utah State, Sept. 25, 2010	17	24	1	362	3	21.29
7.	Christian Chapman	vs. Boise State*, Oct. 14, 2017	12	27	0	240	1	20.00
8.	Billy Blanton	at California, Sept. 14, 1996	22	40	1	438	4	19.91
9.	Adam Hall	vs. Brigham Young*, Oct. 4, 2003	18	34	1	352	3	19.56
10.	Lon Sheriff	vs. UNLV*, Nov. 25, 2000	17	32	1	328	1	19.29

■ Individual Passing Streaks Leaders

MOST CONSECUTIVE PASS ATTEMPTS W/OUT INT. / SINCE 2012

Pl.	Player	Dates	Gms. Covered	Gms. w/Out INT.	Streak
1.	Christian Chapman	Sept. 2, 2017 - Oct. 28, 2017	9	7	167
2.	Maxwell Smith	Sept. 12, 2015 - Nov. 28, 2015	11	9	164
3.	Ryan Agnew	Sept. 21, 2019 - Oct. 26, 2019	5	3	124
4.	Ryan Agnew	Nov. 15, 2019 - Dec. 21, 2019	3	1	101
5.	Ryan Agnew	Oct. 12, 2018 - Nov. 10, 2018	5	3	95
6.	Quinn Kaehler	Nov. 9, 2013 - Nov. 23, 2013	3	1	93
7.	Ryan Katz	Sept. 1, 2012 - Sept. 29, 2012	4	2	88
8.	Christian Chapman	Sept. 12, 2015 - Sept. 10, 2016	10	8	87
9.	Christian Chapman	Sept. 17, 2016 - Oct. 21, 2016	5	3	80
10.	Quinn Kaehler	Sept. 28, 2013 - Oct. 10, 2013	3	1	77

SAN DIEGO STATE ALL-TIME SCHOOL RECORD:

1. Dan McGwire	Sept. 15, 1990 - Oct. 13, 1990	5	3	178
----------------	--------------------------------	---	---	-----

MOST CONSECUTIVE COMPLETIONS/SINCE 2012

Pl.	Player	Dates	Streak
1.	Quinn Kaehler	Aug. 30, 2014 - Sept. 6, 2014	11
2.	Ryan Agnew	Sept. 7, 2019 - Sept. 14, 2019	10
	Maxwell Smith	Oct. 10, 2015 - Oct. 17, 2015	10
4.	Carson Baker	Nov. 30, 2019 - Nov. 30, 2019	9
	Ryan Agnew	Nov. 15, 2019 - Nov. 23, 2019	9
	Ryan Agnew	Oct. 12, 2019 - Oct. 12, 2019	9
	Christian Chapman	Oct. 8, 2016 - Oct. 14, 2016	9
	Christian Chapman	Oct. 1, 2016 - Oct. 1, 2016	9
	Adam Dingwell	Nov. 24, 2012 - Nov. 24, 2012	9
10.	Ryan Agnew	Nov. 23, 2019 - Nov. 23, 2019	8
	Ryan Agnew	Sept. 7, 2020 - Sept. 7, 2020	8
	Maxwell Smith	Nov. 14, 2015 - Nov. 21, 2015	8



300-YARD PASSING GAMES AGAINST MOUNTAIN WEST OPPONENTS

Opponent	300-Yard Gms.	High	Last
Air Force	6	421, Tim Gutierrez, 10-1-94 (H)	326, Quinn Kaehler, 11-21-14 (H)
Boise State	1	350, Ryan Lindley, 11-9-11 (H)	350, Ryan Lindley, 11-9-11 (H)
Colorado State	8	418, Todd Santos, 10-20-84 (H)	393, Lon Sheriff, 10-28-00 (H)
Fresno State	9	450, Jesse Freitas, 11-17-73 (A)	323, Ryan Agnew, 11-15-19 (H)
Hawai'i	9	513, Mark McKay, 11-6-82 (A)	421, Kevin O'Connell, 12-3-05 (A)
Nevada	0		
New Mexico	7	530, Dan McGwire, 11-17-90 (A)	328, Billy Blanton, 11-4-95 (H)
San José State	3	427, Jesse Freitas, 11-3-73 (A)	343, Billy Blanton, 11-2-96 (A)
UNLV	7	395, Billy Blanton, 11-16-96 (A)	338, Ryan Lindley, 11-27-10 (H)
Utah State	2	439, Brian Sipe, 10-22-71 (H)	362, Ryan Lindley, 9-25-10 (H)
Wyoming	8	415, Dan McGwire, 10-6-90 (A)	365, Ryan Lindley, 10-30-10 (A)

300-YARD PASSING GAMES VS. 2018 NON-CONFERENCE OPPONENTS

Opponent	300-Yard Gms.	High	Last
Sacramento State	0	first meeting	
Toledo	0	first meeting	
UCLA	2	350, Tim Gutierrez, 9-30-93 (H)	350, Tim Gutierrez, 9-30-93 (H)
Brigham Young	5	568, David Lowery, 11-16-91 (H)	352, Adam Hall, 10-4-03 (H)

■ Top Performances

300-YARD PASSING GMS/SEASON

Pl.	Player, Season	Games
1.	Dan McGwire, 1990	8
2.	Todd Santos, 1987	7
3.	Ryan Lindley, 2010	6
	Billy Blanton, 1996	6
5.	Adam Hall, 2002	5
	Billy Blanton, 1995	5
	Tim Gutierrez, 1993	5
	Dan McGwire, 1989	5
	Jesse Freitas, 1973	5
10.	Ryan Lindley, 2008	4
	Todd Santos, 1986	4
	Todd Santos, 1985	4
	Matt Kofler, 1981	4
	Brian Sipe, 1971	4
	Dennis Shaw, 1969	4

300-YARD PASSING GMS/CAREER

Pl.	Player, Seasons	Games
1.	Todd Santos, 1984-85-86-87	17
2.	Ryan Lindley, 2008-09-10-11	14
3.	Dan McGwire, 1989-90	13
4.	Billy Blanton, 1993-94-95-96	12
5.	Tim Gutierrez, 1992-93-94	7
	Brian Sipe, 1969-70-71	7
7.	Adam Hall, 2001-02-03	6
	David Lowery, 1989-91-92-93	6
9.	Jesse Freitas, 1972-73	5
	Matt Kofler, 1980-81	5
	Mark McKay, 1982-83	5
	Dennis Shaw, 1968-69	5
13.	Kevin O'Connell, 2004-05-06-07	4
	Lon Sheriff, 1999-00-01-02	4
	Quinn Kaehler, 2013-14	3

500-Yard Performances By Player (9 Total; 7 Players) - Adam Hall 2, Dan McGwire 2, Ryan Lindley 1, David Lowery 1, Mark McKay 1, Todd Santos 1, Dennis Shaw 1.

400-Yard Performances By Player (34 Total; 14 Players) - Dan McGwire 5, Todd Santos 5, Ryan Lindley 4, Tim Gutierrez 3, Dennis Shaw 3, Billy Blanton 2, Jesse Freitas 2, Adam Hall 2, Matt Kofler 2, Kevin O'Connell 2, David Lowery 1, Mark McKay 1, Lon Sheriff 1, Brian Sipe 1.

Most 400-Yard Performances in a Season - 3 by Dan McGwire in 1990.

300-Yard Performances By Player (125 Total; 25 Players) - Todd Santos 17, Ryan Lindley 14, Dan McGwire 13, Billy Blanton 12, Tim Gutierrez 7, Brian Sipe 7, Adam Hall 6, David Lowery 6, Jesse Freitas 5, Matt Kofler 5, Mark McKay 5, Dennis Shaw 5, Kevin O'Connell 4, Lon Sheriff 4, Quinn Kaehler 3, Joe Davis 2, Don Horn 2, Ryan Agnew 1, Adam Dingwell 1, Rod Dowhower 1, Mark Halda 1, Jack Hawley 1, Rick Hansen 1, Kevin McKechnie 1, Craig Penrose 1.

300-YARD PASSING GAMES

Rk.	Player	Yards	Opponent	Date
1.	David Lowery	568	Brigham Young*	11-16-91
2.	Todd Santos	536	Stanford	10-17-87
3.	Dan McGwire	530	at New Mexico*	11-17-90
4.	Ryan Lindley	528	(25) Utah*	11-20-10
5.	Dennis Shaw	524	Southern Mississippi	11-9-68
6.	Adam Hall	516	Arizona State	9-14-02
7.	Mark McKay	513	at Hawai'i*	11-6-82
8.	Dan McGwire	510	at Utah*	9-30-89
9.	Adam Hall	506	at Idaho	9-21-02
10.	Dennis Shaw	463	Pacific*	11-8-69
11.	Todd Santos	462	Utah*	9-12-87
12.	Matt Kofler	460	UTEP*	11-21-81
13.	Ryan Lindley	459	at Colorado State*	10-24-09
14.	Jesse Freitas	450	at Fresno State*	11-17-73
15.	Tim Gutierrez	449	at Fresno State*	11-20-93
16.	Billy Blanton	447	Fresno State*	11-26-94
17.	Matt Kofler	444	(12) Iowa State	10-10-81
18.	Kevin O'Connell	443	Portland State	9-22-07
19.	Dennis Shaw	441	New Mexico State	11-15-69
20.	Brian Sipe	439	Utah State	10-22-71
21.	Billy Blanton	438	at California	9-14-96
22.	Todd Santos	434	Long Beach State	10-24-87
23.	Ryan Lindley	433	Idaho	9-27-08
24.	Dan McGwire	429	Hawai'i*	11-10-90
25.	Jesse Freitas	427	at San José State*	11-3-73
26.	Dan McGwire	426	New Mexico*	11-4-89
27.	Todd Santos	423	New Mexico*	11-23-85
28.	Kevin O'Connell	421	at Hawai'i	12-3-05
	Tim Gutierrez	421	Air Force*	10-1-94
30.	Lon Sheriff	420	at Hawai'i	12-7-02
31.	Tim Gutierrez	419	at Utah*	10-30-93
32.	Todd Santos	418	Colorado State*	10-20-84
33.	Dan McGwire	415	at Wyoming*	10-6-90
34.	Ryan Lindley	413	vs. Louisiana	12-17-11
35.	Todd Santos	398	Oregon	10-26-85
36.	Billy Blanton	395	Fresno State*	11-23-96
	Billy Blanton	395	at UNLV*	11-16-96
38.	Lon Sheriff	393	(24) Colorado State*	10-28-00
39.	Todd Santos	391	Colorado State*	11-14-87
40.	Ryan Lindley	387	UNLV*	11-22-08
	David Lowery	387	Fresno State*	11-21-92

Dennis Shaw	387	North Texas	11-22-69	
Don Horn	387	Cal State L.A.*	11-26-66	
44. Matt Kofler	386	vs. Air Force*	11-29-81	
45. Kevin O'Connell	384	at Air Force*	11-17-07	
46. Rick Hansen	382	Oklahoma State	11-27-82	
47. Billy Blanton	376	at Brigham Young*	9-16-95	
48. Tim Gutierrez	375	Minnesota	9-25-93	
49. Rod Dowhower	374	Fresno State	10-31-64	
50. Todd Santos	373	New Mexico*	11-21-87	
	Todd Santos	373	at Hawai'i*	10-31-87
	Craig Penrose	373	New Mexico State	10-18-75
53. David Lowery	372	UTEP*	10-17-92	
54. Kevin McKechnie	371	Navy	9-5-97	
55. Brian Sipe	370	Iowa State	11-28-70	
56. Kevin O'Connell	366	vs. TCU*	11-24-07	
	Billy Blanton	366	(16) Wyoming*	11-7-96
58. Ryan Lindley	365	at Wyoming*	10-30-10	
59. Brian Sipe	363	Arizona	11-20-71	
60. Ryan Lindley	362	Utah State	9-25-10	
	Dan McGwire	362	at (4) Brigham Young*	9-22-90
62. Dan McGwire	361	at Air Force*	9-2-89	
63. Adam Hall	359	at (17) Colorado	9-7-02	
	Matt Kofler	359	at Colorado State*	9-12-81
65. Todd Santos	358	at New Mexico*	9-27-86	
66. Todd Santos	356	at Colorado State*	11-1-86	
67. Billy Blanton	355	Fresno State*	10-14-95	
68. Ryan Lindley	352	Cal Poly	8-30-08	
	Adam Hall	352	Brigham Young*	10-4-03
70. Todd Santos	351	at Wyoming*	11-9-85	
71. Ryan Lindley	350	(10) Boise State*	11-19-11	
	Tim Gutierrez	350	(25) UCLA	9-30-93
	Dennis Shaw	350	at West Texas State	10-11-69
74. Don Horn	346	at Weber State	9-24-66	
75. David Lowery	345	(23) Hawai'i*	11-14-92	
	Matt Kofler	345	at UNLV	11-14-81
77. Dan McGwire	344	UTEP*	11-24-90	
78. Jack Hawley	343	at Kansas	9-25-99	
	Billy Blanton	343	at San José State*	11-2-96
	Dan McGwire	343	at UCLA	10-13-90
	Dan McGwire	343	Air Force*	9-29-90
82. Quinn Kaehler	341	at (21) North Carolina	9-6-14	
	Ryan Lindley	341	at UNLV*	11-28-09
84. Ryan Lindley	338	UNLV*	11-27-10	
85. Quinn Kaehler	337	(18) Fresno State*	10-26-13	
	Brian Sipe	337	North Texas	12-4-71
87. Adam Hall	335	at Wyoming*	10-19-02	
88. Mark McKay	331	at UTEP*	9-24-83	
89. Todd Santos	330	Long Beach State	9-6-86	
90. Todd Santos	329	at Oregon	9-26-87	
91. Lon Sheriff	328	UNLV*	11-25-00	
	Billy Blanton	328	New Mexico*	11-4-95
	Mark Halda	328	at Long Beach State*	10-28-78
94. Quinn Kaehler	326	Air Force*	11-21-14	
95. Joe Davis	325	at San José State	11-26-77	
96. Ryan Agnew	323	Fresno State*	11-15-19	
	David Lowery	323	at (21) California	9-11-93
	Dan McGwire	323	(2) Miami (Fla.)	12-1-90
99. Billy Blanton	321	at Hawai'i*	11-18-95	
	Jesse Freitas	321	North Texas	11-24-73
101. Todd Santos	320	Stanford	10-5-85	
102. Ryan Lindley	319	at New Mexico State	9-11-10	
103. Adam Hall	319	UNLV*	10-26-02	
	Dan McGwire	319	at (20) Hawai'i*	10-7-89
105. Adam Dingwell	318	Eastern Illinois	8-31-13	
	Brian Sipe	318	Southern Mississippi	10-10-70
107. Lon Sheriff	317	at Wyoming*	10-7-00	
	Mark McKay	317	at Colorado State*	10-15-83
109. Tim Gutierrez	314	California	9-10-94	
	Mark McKay	314	New Mexico*	10-16-82
	Joe Davis	314	at Pacific	11-5-77
112. Mark McKay	312	Wyoming*	11-12-83	
113. Ryan Lindley	311	at Wyoming*	11-1-08	
	Billy Blanton	311	Colorado State*	11-25-95
	Todd Santos	311	at Hawai'i*	10-27-84
116. Brian Sipe	310	Brigham Young	10-3-70	
117. David Lowery	308	at Utah*	10-21-91	
	Jesse Freitas	308	Florida State	10-27-73
119. Dan McGwire	307	Cal State Fullerton	9-23-89	
120. Billy Blanton	306	Idaho	9-7-96	
	Todd Santos	306	at Utah*	9-13-86
122. Tim Gutierrez	304	Colorado State*	10-16-93	
	Brian Sipe	304	Iowa State	11-27-71
124. Ryan Lindley	303	Nicholls State	9-4-10	
125. Jesse Freitas	303	Iowa State	12-1-73	

CONSECUTIVE 300-YARD PASSING GAMES

Date	Opponent	A-C-I	TDs	Yards			
Billy Blanton - 4							
11-2-96	at San José State*	32-22-0	4	343			
11-7-96	Wyoming*	44-33-2	2	366			
11-16-96	at UNLV*	32-21-0	3	395			
11-23-96	Fresno State*	34-25-1	2	395			
Billy Blanton - 4							
11-18-95	at Hawai'i*	26-16-0	2	321			
11-25-95	Colorado State*	48-33-2	1	311			
9-7-96	Idaho	30-19-0	2	306			
9-14-96	at California	40-22-1	4	438			
Dan McGwire - 4							
11-10-90	Hawai'i*	36-23-1	2	429			
11-17-90	at New Mexico*	49-33-2	2	530			
11-24-90	UTEP*	38-26-0	0	344			
12-1-90	(2) Miami	53-32-1	2	323			
Dan McGwire - 4							
9-22-90	at Brigham Young*	59-32-0	3	362			
9-29-90	Air Force*	29-19-0	3	343			
10-6-90	at Wyoming*	42-27-0	5	415			
10-13-90	at UCLA	46-23-1	3	343			
Ryan Lindley - 3							
11-28-09	at UNLV*	45-25-2	1	341			
9-4-10	Nicholls State	26-17-0	2	303			
9-11-10	at New Mexico State	42-20-0	1	319			
Adam Hall - 3							
9-7-02	at Colorado	59-39-0	0	359			
9-14-02	Arizona State	60-32-1	3	516			
9-21-02	at Idaho	49-29-0	5	506			
Dan McGwire - 3							
9-23-89	Cal State Fullerton	26-17-2	2	307			
9-30-89	at Utah*	37-24-1	2	510			
10-7-89	at (20) Hawai'i	41-23-1	1	319			
Todd Santos - 3							
10-17-87	Stanford	60-40-1	5	536			
10-24-87	Long Beach State	40-26-1	3	434			
10-31-87	at Hawai'i*	40-29-2	1	373			
Matt Kofler - 3							
11-14-81	at UNLV*	34-20-0	2	345			
11-21-81	at UTEP*	43-31-2	5	460			
11-29-81	vs. Air Force*	57-33-0	2	386			
Jesse Freitas - 3							
11-17-73	at Fresno State*	42-33-0	4	450			
11-24-73	North Texas	32-23-2	4	321			
12-1-73	Iowa State	28-19-1	3	303			
Dennis Shaw - 3							
11-8-69	Pacific*	38-25-0	7	463			
11-15-69	New Mexico State	42-26-3	9	441			
11-22-69	North Texas	46-28-5	3	387			
3,000-YARD PASSING SEASONS							
Dennis Shaw, 1969							
Date	Opponent	A	C	I	Yds.	Td	Sr.
S.27	Cal State L.A.*	36	22	0	251	3	
O.4	at San José State*	25	16	1	235	5	
O.11	at West Texas State	37	19	4	350	2	
O.18	at UT Arlington	28	14	5	262	1	
O.25	UC Santa Barbara*	21	13	0	241	4	
N.1	at Fresno State*	32	17	3	278	3	
N.8	Pacific*	38	25	2	463	7	
N.15	New Mexico State	42	26	3	441	9	
N.22	North Texas	46	28	5	387	3	
N.29	Long Beach State* (3K)	29	18	3	267	2	
TOTALS (10 games)		334-198-26				3,175	39
Pasadena Bowl (Pasadena, Calif.)							
D.6	vs. Boston University	29	16	3	219	1	
TOTALS (11 games)		363-214-29				3,394	40
Matt Kofler, 198							



PASSING ◀ RECORDS

N.14	at UNLV	34	20	0	345	2
N.21	UTEP*	43	31	2	460	5
Mirage Bowl (Japan, regular season game)						
N.29	vs. Air Force* (3K)	57	33	0	386	2
TOTALS (11 games)						
						436-263-15
						3,337 21

Todd Santos, 1987						
Sr.						
Date	Opponent	A	C	I	Yds.	TD
S.5	at UCLA	42	22	2	186	2
S.12	Utah*	42	35	1	462	4
S.19	at Air Force*	40	20	0	258	1
S.26	at Oregon	47	26	1	329	2
O.3	at Wyoming*	35	16	2	150	0
O.10	UTEP*	37	21	0	192	2
O.17	Stanford	60	40	1	536	5
O.24	Long Beach State	40	26	1	434	3
O.31	at Hawaii*	40	29	2	373	1
N.7	at Brigham Young* (3K)	38	19	3	248	1
N.14	Colorado State*	40	29	0	391	2
N.21	New Mexico*	31	23	2	373	3
TOTALS (12 games)						
						492-306-15
						3,932 26

Dan McGwire, 1989						
Jr.						
Date	Opponent	A	C	I	Yds.	TD
S.2	at Air Force*	46	30	1	283	0
S.16	UCLA	48	27	1	286	0
S.23	Cal State Fullerton	26	17	2	307	2
S.30	at Utah*	37	24	1	510	2
O.7	at Hawaii*	41	23	1	319	1
O.14	Long Beach State	42	24	0	299	2
O.21	Pacific	28	18	2	227	2
O.28	at UTEP*	35	20	6	282	1
N.4	New Mexico* (3K)	39	25	1	426	2
N.11	Wyoming*	36	18	0	256	1
N.18	at Miami	41	18	3	163	0
N.25	Brigham Young*	21	14	1	215	1
TOTALS (12 games)						
						440-258-19
						3,651 16

Dan McGwire, 1990						
Sr.						
Date	Opponent	A	C	I	Yds.	TD
S.8	at Oregon	40	20	0	223	2
S.15	Long Beach State	24	13	1	235	1
S.22	at Brigham Young*	59	32	0	362	3
S.29	Air Force*	29	19	0	343	3
O.6	at Wyoming*	42	27	0	415	5
O.13	at UCLA	46	23	1	343	3
N.3	Utah*	32	22	1	286	4
N.10	Hawaii*	36	23	1	429	2
N.17	at New Mexico* (3K)	49	33	2	530	2
N.24	UTEP*	38	26	0	344	0
D.1	Miami	53	32	1	323	2
TOTALS (11 games)						
						448-270-7
						3,833 27

Tim Gutierrez, 1993						
Jr.						
Date	Opponent	A	C	I	Yds.	TD
S.4	CSUN				did not play	
S.11	at California				did not play	
S.18	at Air Force*	21	13	0	217	2
S.25	Minnesota	48	32	0	375	4
S.30	UCLA	47	30	2	350	1
O.9	at Hawaii*	27	12	0	259	1
O.16	Colorado State*	31	21	1	304	3
O.23	New Mexico*	34	23	1	251	1
O.30	at Utah*	49	32	2	419	4
N.11	Brigham Young*	29	15	1	265	4
N.20	at Fresno State*	36	20	3	449	4
N.27	Wyoming* (3K)	19	10	0	144	0
TOTALS (10 games)						
						341-208-10
						3,033 24

Billy Blanton, 1995						
Jr.						
Date	Opponent	A	C	I	Yds.	TD
S.2	California	27	18	1	172	1
S.9	at Oklahoma	42	22	3	252	1
S.16	at Brigham Young*	45	30	3	376	3
S.28	Nevada	35	21	1	286	2
O.7	at Utah*	41	26	0	297	2
O.14	Fresno State*	31	21	1	355	1
O.21	San José State	22	11	1	254	4
O.28	at UTEP*	27	13	1	146	1
N.4	New Mexico*	24	17	0	328	3
N.11	Wyoming*	21	15	1	202	2

N.18	at Hawaii*	26	16	0	321	2
N.25	Colorado State* (3K)	48	33	2	311	1
TOTALS (12 games)						
						389-243-14
						3,300 23

Billy Blanton, 1996						
Sr.						
Date	Opponent	A	C	I	Yds.	TD
S.7	Idaho	30	19	0	306	2
S.14	at California	40	22	1	438	4
S.21	Oklahoma	26	18	1	258	5
O.11	Hawaii*	21	16	0	159	2
O.19	at New Mexico*	25	15	0	260	2
O.26	at Colorado State*	32	18	0	138	1
N.2	at San José State*	32	22	0	307	4
N.7	Wyoming*	44	33	2	366	2
N.16	at UNLV*	32	21	0	395	3
N.23	Fresno State* (3K)	34	25	1	395	2
N.28	Air Force*	27	18	0	199	2
TOTALS (11 games)						
						343-227-5
						3,221 29

Adam Hall, 2002						
Jr.						
Date	Opponent	A	C	I	Yds.	TD
A.29	at Fresno State	37	25	1	240	0
S.7	at (17) Colorado	59	39	0	359	0
S.14	Arizona State	60	32	1	516	3
S.21	at Idaho	49	29	0	506	5
S.28	UCLA	34	16	2	183	1
O.12	Utah*	39	26	1	294	2
O.19	at Wyoming*	33	22	1	335	1
O.26	UNLV*	45	28	1	319	2
N.2	at Brigham Young*	46	26	1	228	1
N.9	at New Mexico* (3K)	35	18	1	153	0
N.15	(17) Colorado State*	15	11	0	120	1
N.23	at Air Force*				injured	
D.7	at Hawaii				injured	
TOTALS (11 games)						
						452-272-9
						3,253 16

Ryan Lindley, 2009						
So.						
Date	Opponent	A	C	I	Yds.	TD
S.5	at UCLA	45	18	3	238	2
S.12	Southern Utah	30	20	0	287	2
S.19	at Idaho	35	21	1	200	1
S.26	at Air Force*	41	25	4	284	2
O.3	New Mexico State	27	7	1	123	1
O.17	Brigham Young*	33	21	1	298	3
O.24	at Colorado State*	43	29	0	459	6
O.31	New Mexico*	38	22	0	253	3
N.7	TCU*	34	16	2	164	1
N.14	Wyoming*	29	18	0	200	0
N.21	at Utah*	37	17	2	207	1
N.28	at UNLV* (3K)	45	25	2	341	1
TOTALS (12 games)						
						437-239-16
						3,054 23

Ryan Lindley, 2010						
Jr.						
Date	Opponent	A	C	I	Yds.	TD
S.4	Nicholls State	26	17	0	303	2
S.11	at New Mexico State	42	20	0	319	1
S.18	at Missouri	44	20	1	190	0
S.25	Utah State	24	17	1	362	3
O.9	at Brigham Young*	34	20	1	220	3
O.16	(23) Air Force*	26	14	1	247	1
O.23	at New Mexico*	37	18	1	249	2
O.30	at Wyoming*	32	16	2	365	3
N.6	Colorado State*	23	14	2	171	1
N.13	at (3) TCU*	26	11	2	262	2
N.20	(25) Utah (3K)	54	36	3	528	4
N.27	UNLV	30	22	0	338	4
TOTALS (12 games)						
						398-225-14
						3,554 26

Poinsettia Bowl (San Diego, Calif.)						
D.23	Navy	23	18	0	276	2
TOTALS (13 games)						
						421-243-14
						3,830 28

Ryan Lindley, 2011						
Sr.						
Date	Opponent	A	C	I	Yds.	TD
S.3	Cal Poly	27	15	0	203	4
S.10	at Army	18	8	0	146	1
S.17	Washington State	37	21	1	273	2
S.24	at (22) Michigan	48	23	0	253	1
O.8	TCU*	41	15	3	201	2
O.13	at Air Force*	21	15	0	209	2

■ Annual Passing Leaders

Year	Player	Cl.	NR	CR	A	C	I	Yds.	TDs	Pct.	Eff.
1947	Art Filson	So.			49	19	0	363	1	38.8	107.7
1948	John Simcox	Sr.			103	49	7	665	9	47.6	117.1
1949	Leon Parma	Jr.			87	40	11	603	9	46.0	113.1
1950	Leon Parma	Sr.			103	49	11	732	7	47.6	108.3
1951	Jesse Thompson	Sr.			155	86	5	1,304	13	55.5	147.4
1952	Paul Held	Jr.			194	82	14	1,062	12	42.3	94.2
1953	Paul Held	Sr.			98	39	11	603	4	39.8	82.5
1954	Bill Richardson	So.			60	27	4	251	3	45.0	83.3
1955	Don Magee	So.			123	66	12	792	4	53.7	99.0
1956	Robert Moneymaker	Jr.			65	25	6	433	3	38.5	91.2
1957	Joe Duke	So.			121	49	8	719	4	40.5	88.1
1958	Joe Duke	Jr.			150	62	12	787	7	41.3	84.8
1959	Joe Duke	Sr.			132	63	14	698	6	47.7	85.9
1960	Russ Boehmke	So.			74	37	8	293	2	50.0	70.6
1961	Harry Korsmeier	Jr.			72	35	3	547	4	48.6	122.4
1962	Wayne Sevier	Sr.			62	40	4	578	5	66.7	156.5
1963	Rod Dowhower	Jr.			120	58	6	1,136	11	48.3	148.1
1964	Rod Dowhower	Sr.			193	101	9	1,728	22	52.3	155.8
1965	Don Horn	Jr.			206	123	11	1,688	21	59.7	151.5
1966	Don Horn	Sr.			253	134	14	2,234	18	53.0	139.6
1967	Thom Williams	Jr.			103	59	3	945	7	57.3	151.0
1968	Dennis Shaw	Jr.			240	134	15	2,139	19	55.8	144.3
1969	Dennis Shaw	Sr.	1	1	335	199	26	3,185	39	59.4	162.2
1970	Brian Sipe	Jr.			337	195	20	2,618	23	57.9	133.8
1971	Brian Sipe*	Sr.			369	196	21	2,532	17	53.1	114.6
1972	Jesse Freitas	Jr.			171	97	14	1,200	7	56.6	12.8
1973	Jesse Freitas*	Sr.	1	1	347	227	17	2,993	21	65.4	148.0
1974	Craig Penrose	Jr.			235	132	9	1,683	10	56.3	122.7
1975	Craig Penrose*	Sr.			349	198	24	2,660	15	56.7	121.2
1976	Tom Craft	Jr.			109	75	1	809	2	68.8	135.4
1977	Joe Davis	Sr.			290	174	12	2,360	24	60.0	147.4
1978	Mark Halda	So.			358	205	14	2,262	14	57.3	115.4
1979	Mark Halda	Jr.			234	123	17	1,684	10	52.6	112.6
1980	Matt Kofler										

Passing



10 STRAIGHT BOWL GAME APPEARANCES ► 21 CONFERENCE CHAMPIONSHIPS

O.29	Wyoming*	27	13	1	247	2
N.5	New Mexico*	24	16	0	271	0
N.12	at Colorado State*	35	19	1	154	1
N.19	(10) Boise State*	51	30	1	350	3
N.26	at UNLV*	29	13	1	152	2
D.3	Fresno State	40	21	0	281	0
TOTALS (12 games)		398	209	8		

S.26	at New Mexico State	34	22	0	229	0
O.4	Nevada*	32	23	0	286	3
O.10	at Air Force*	21	15	1	249	3
O.26	Fresno State*	26	15	1	337	0
N.2	New Mexico*	21	16	0	207	2
N.9	at San José State*	31	18	1	235	2
N.16	at Hawai'i*	34	17	0	265	1
N.23	Boise State*	37	23	1	288	2
N.30	at UNLV*	46	24	2	239	1
TOTALS (12 games)		361	217	9		

R+L Carriers NO Bowl (New Orleans, La.)		2,740	20			
D.17	vs. Louisiana	49	28	0	413	3
TOTALS (13 games)		447	237	8		

Famous Idaho Potato Bowl (Boise, Idaho)		2,796	17			
D.21	vs. Buffalo (3K)	28	15	0	211	2
TOTALS (13 games)		389	232	9		

Quinn Kaehler, 2013						
Date	Opponent	A	C	I	Yds.	TD
A.31	Northern Arizona				Did Not Play	
S.7	at (3) Ohio State	36	22	1	216	1
S.21	Oregon State	25	16	2	251	2

■ Most 4th Quarter GW Drives / QB (since 1982)

Pl.	Player	GW Drives
1.	Quinn Kaehler	6
	Todd Santos	6
3.	Ryan Agnew	5
4.	Christian Chapman	4
	Ryan Lindley	4
6.	Billy Blanton	3
	Tim Gutierrez	3
	Mark McKay	3
	Kevin O'Connell	3
	Lon Sheriff	3

■ Most 4th Quarter & Less Than Two Mins. Remaining Comebacks / QB (since 1982)

Pl.	Player	GW Drives
1.	Quinn Kaehler	4
2.	Tim Gutierrez	2
	Mark McKay	2
	Kevin O'Connell	2
	Brian Russell	2
	Lon Sheriff	2

■ Game-Winning Drives (since 1982)

Below is a list of all San Diego State game-winning drives (defined as giving San Diego State a lead it never relinquished in the fourth quarter. Game winning drives designated with a * occurred in the final two minutes or in overtime. + - did not start game.

Date	Opponent	Quarterback	Score at Start	Final Score	Time at Start of Drive	TOL	Used TO	Time when Scored	Scoring Play	Scoring Pl	Yds	Drive Time
Oct. 9, 1982	at Wyoming*	* Mark McKay	21-21	24-21	4th/4:11	3	0	0:05	Morales 19-yd FG	7	46	4:06
Oct. 30, 1982	Utah*	* Mark McKay	14-17	21-17	4th/1:28	0	0	0:52	McKay 47-yd pass to Sampson	4	80	0:36
Nov. 6, 1982	at Hawai'i	Mark McKay	24-28	31-28	4th/3:53	3	0	2:03	Harvey 2-yd. run	7	99	1:50
Sept. 8, 1986	Long Beach State	Todd Santos	20-24	27-20	4th/12:32	2	0	10:08	Santos 38-yd. pass to Jackson	6	63	2:24
Sept. 13, 1986	at Utah*	* Todd Santos	29-30	37-30	4th/2:14	1	0	0:52	Hardy 2-yd. run	5	71	1:22
Sept. 27, 1986	at New Mexico*	Todd Santos	24-28	38-34	4th/9:28	2	0	7:42	Santos 28-yd. to Conyers	4	44	1:46
Nov. 14, 1987	Colorado State*	Todd Santos	10-12	26-12	4th/12:11	3	0	7:33	Santos 13-yd. to Reed-Martin	13	72	4:38
Oct. 31, 1987	at Hawai'i*	Todd Santos	14-21	29-21	4th/4:33	3	0	3:08	Santos 4-yd. to Hewitt	6	41	1:25
Oct. 24, 1987	Long Beach State	Todd Santos	38-42	52-42	4th/14:00	3	0	12:00	Santos 29-yd. to Jackson	6	51	2:00
Sept. 11, 1988	Air Force*	* Brad Platt	32-36	39-36	4th/3:02	2	2	0:34	Hewitt 1-yd. run	8	61	2:38
Nov. 11, 1989	Wyoming*	Dan McGwire	17-17	27-17	4th/10:38	3	1	7:57	Slack 49-yd. run	6	71	2:41
Oct. 28, 1989	at UTEP*	Dan McGwire	27-31	34-31	4th/14:43	3	0	8:17	McGwire 1-yd. run	14	80	6:26
Oct. 26, 1991	at Utah*	David Lowery	16-21	24-21	4th/9:41	3	1	5:28	Lowery 3-yd. to Wright	12	88	4:13
Oct. 23, 1993	New Mexico*	Tim Gutierrez	17-17	20-17	4th/11:29	1	0	6:54	Holt 31-yd. FG	12	74	4:35
Sept. 18, 1993	at Air Force*	* Tim Gutierrez+	31-31	38-31	4th/1:51	1	0	0:34	Gutierrez 36-yd. to Scott	6	63	1:17
Sept. 10, 1994	California	* Tim Gutierrez	19-20	22-20	4th/3:22	0	1	0:00	Holt 32-yd. FG	9	65	3:22
Oct. 7, 1995	at Utah*	Billy Blanton	17-21	24-21	4th/9:43	3	0	9:27	Blanton 48-yd. to Hakim	2	48	0:16
Oct. 19, 1996	at New Mexico*	Billy Blanton	42-42	48-42	4th/6:26	3	0	5:33	Jones 5-yd. run	4	15	0:53
Nov. 7, 1996	Wyoming	* Billy Blanton	21-24	28-24	4th/1:39	3	1	0:38	Blanton 11-yd. run	7	72	1:01
Sept. 5, 1997	Navy	Kevin McKechnie	31-31	45-31	4th/14:16	3	0	12:17	McKechnie 47-yd. to Hakim	3	78	1:59
Oct. 18, 1997	UNLV*	* Spencer Brinton+	17-17	20-17	overtime	0	0	0:00	Tandberg 24-yd. FG	6	18	----
Nov. 15, 1997	at Fresno State*	Spencer Brinton	13-19	20-19	3rd/2:15	3	0	12:16	Lewis 1-yd. run	11	49	4:59
Oct. 17, 1998	at New Mexico*	* Brian Russell	30-33	36-33	overtime	0	0	0:00	Russell 25-yd. to Gourdine	2	25	----
Oct. 24, 1998	Utah*	* Brian Russell	14-20	21-20	overtime	1	0	0:00	Russell 6-yd. to Gourdine	6	25	----
Oct. 16, 1999	at Colorado State*	Jack Hawley	10-10	17-10	4th/14:09	3	0	11:05	Hawley 40-yd. to Gourdine	7	83	3:04
Oct. 21, 2000	at Brigham Young*	* Lon Sheriff	13-15	16-15	4th/0:46	2	1	0:01	Tandberg 36-yd. FG	6	62	0:45
Nov. 4, 2000	at New Mexico*	Lon Sheriff	13-16	17-16	4th/10:59	2	0	5:27	Tandberg 18-yd. FG	12	64	5:32
Nov. 23, 2002	at Air Force*	* Lon Sheriff	31-34	38-34	4th/3:07	3	1	0:58	Truvillion 1-yd. run	8	58	2:09
Nov. 19, 2005	Wyoming*	Kevin O'Connell	17-21	34-21	4th/8:10	2	0	6:24	O'Connell 18-yd. to Ortiz	5	76	1:46
Oct. 21, 2006	Air Force*	* Kevin Craft	10-12	19-12	4th/6:01	1	1	0:02	Palmer 30-yd. FG	12	58	3:06
Oct. 6, 2007	at Colorado State*	* Kevin O'Connell	17-20	24-20	4th/2:23	2	0	0:43	O'Connell 1-yd. run	7	80	1:40
Nov. 3, 2007	Wyoming*	* Kevin O'Connell	20-24	27-24	4th/3:46	1	0	1:06	O'Connell 27-yd. to Brown	6	38	2:40
Oct. 31, 2009	New Mexico*	Ryan Lindley	16-20	23-20	4th/12:13	3	0	7:54	Lindley 4-yd. to Sampson	10	75	4:19
Sept. 10, 2011	at Army	Ryan Lindley	20-20	23-20	4th/12:37	3	0	9:29	Perez 42-yd. FG	8	55	3:14
Nov. 12, 2011	at Colorado State*	Ryan Lindley	15-15	18-15	4th/9:41	3	1	5:49	Perez 37-yd FG	8	43	3:52
Dec. 3, 2011	Fresno State	* Ryan Lindley	28-28	35-28	4th/2:13	3	0	1:09	Hillman 2-yd. run	9	66	1:04
Oct. 20, 2012	at Nevada*	Adam Dingwell+	28-31	31-31	4th/0:50	0	0	0:00	Marden 35-yd. FG	7	25	0:50
		* Adam Dingwell+	31-38	39-38	overtime	1	0	0:00	Dingwell 21-yd. to Escobar	2	25	0:00
						1	1		Dingwell to Roberts (2pt. PAT)			
Sept. 28, 2013	at New Mexico State	Quinn Kaehler	11-16	26-16	3rd/3:32			14:55	Pumphrey 2-yd run	8	60	3:37
Oct. 4, 2013	Nevada*	* Quinn Kaehler	44-44	51-44	overtime	1	0	0:00	Kaehler 13-yd. to Judge	5	25	0:00
Oct. 10, 2013	at Air Force*	* Quinn Kaehler	19-20	27-20	4th/7:06	3	1	1:39	Kaehler 3-yd. to Vizzi	13	77	5:27
Nov. 9, 2013	at San José State*	Quinn Kaehler	27-30	34-30	4th/9:51	3	0	3:32	Muema 12-yd. run	6	38	2:28
Nov. 16, 2013	at Hawai'i	* Quinn Kaehler	21-21	28-21	overtime	0	0	0:00	Muema 2-yd. run	3	25	0:00
Nov. 23, 2013	Boise State	* Quinn Kaehler	28-31	34-31	overtime	0	0	0:00	Kaehler 10-yd. to Lockett	5	25	0:00
Dec. 5, 2015	Air Force (CC)	Christian Chapman	24-24	27-24	4th/8:08	3	0	5:10	Hageman 46-yd. FG	6	46	2:58
Sept. 16, 2017	(19/19) Stanford	* Christian Chapman	13-17	20-17	4th/6:15	2	1	0:54	Chapman 8-yd. to Wells	11	75	5:21
Sept. 23, 2017	at Air Force*	Christian Chapman	21-24	28-24	4th/6:16	3	3	5:39	Penny 53-yd. run	2	75	0:37
Sept. 8, 2018	Sacramento State	Ryan Agnew+	13-14	28-14	4th/9:18	3	1	4:05	Washington 4-yd. run	13	82	5:13
Sept. 22, 2018	Eastern Michigan	* Ryan Agnew	20-20	23-20	overtime	0	0	0:00	Baron 38-yd. FG	4	4	0:00
Oct. 12, 2018	Air Force*	Ryan Agnew	14-17	21-17	4th/9:18	3	0	6:10	Agnew 29-yd. to Houston	8	94	3:08
Oct. 20, 2018	San José State*	Ryan Agnew	13-13	16-13	4th/7:15	3	1	4:36	Baron 51-yd. FG	4	1	2:39
Nov. 3, 2018	at New Mexico*	Christian Chapman+	21-23	31-23	4th/5:32	3	0	2:56	Baron 32-yd. FG	5	26	2:36
Oct. 12, 2019	Wyoming*	Ryan Agnew	19-22	26-22	4th/6:43	2	0	2:09	Agnew 12-yd to Bellinger	9	76	4:34

Receiving



10 STRAIGHT BOWL GAME APPEARANCES ► 21 CONFERENCE CHAMPIONSHIPS

Bold indicates set by a current Aztec
 * - Indicates conference game

Individual Records

Most Receptions

Game: 18, J.R. Tolver at Hawai'i, 12/7/02
Season: 128, J.R. Tolver, 2002
Career: 262, J.R. Tolver, 1999-00-01-02

Most Receptions By Senior

Game: 18, J.R. Tolver at Hawai'i, 12/7/02
Season: 128, J.R. Tolver, 2002

Most Receptions By Junior

Game: 16, Tim Delaney vs. New Mexico State, 11/15/69
Season: 85, Tim Delaney, 1969

Most Receptions By Sophomore

Game: 15, Will Blackwell at Brigham Young*, 9/16/95
Season: 86, Will Blackwell, 1995

Most Receptions By Freshman

Game: 10, Will Blackwell vs. Fresno State*, 11/26/94
Season: 51, Will Blackwell, 1994

Most Receptions Per Game

Season: 9.8, J.R. Tolver, 2002
Career: 6.4, Will Blackwell, 1994-95-96 (min. 15 gms.)

Most Yards

Game: 363, Tom Nettles vs. Southern Mississippi, 11/9/68
Season: 1,785, J.R. Tolver, 2002
Career: 3,572, J.R. Tolver, 1999-00-01-02

Most Yards By Senior

Game: 363, Tom Nettles vs. Southern Mississippi, 11/9/68
Season: 1,785, J.R. Tolver, 2002

Most Yards By Junior

Game: 289, Gary Garrison vs. Fresno State*, 10/31/64
Season: 1,392, Patrick Rowe, 1990

Most Yards By Sophomore

Game: 274, Darnay Scott vs. UTEP*, 10/17/92
Season: 1,207, Will Blackwell, 1995

Most Yards By Freshman

Game: 243, Darnay Scott vs. Brigham Young*, 11/16/91
Season: 727, Darnay Scott, 1991

Most Yards Per Reception

Game: 37.3 (6), Brett Swain vs. Portland State, 9/22/07 (min. 5 rec.)
Season: 25.2 (31), Derrick Lewis, 2000 (min. 30 rec.)
Career: 20.6 (105), Vince Warren, 1981-82-83-84-85 (min. 50 rec.)

Most Yards Per Game

Season: 137.3, J.R. Tolver, 2002
Career: 93.4, Will Blackwell, 1994-95-96 (min. 15 gms.)

Most Touchdowns

Game: 6, Tim Delaney vs. New Mexico State 11/15/69
Season: 18, Tom Reynolds, 1969
Career: 26, Gary Garrison, 1964-65

Most 100-Yard Games

Season: 9, Patrick Rowe, 1990
Career: 17, Vincent Brown, 2007-08-09-10 and J.R. Tolver, 1999-00-01-02

Most Consecutive 100-Yard Games

Season: 9, Patrick Rowe, 9/22/90-12/1/90
Career: 9, Patrick Rowe, 9/22/90-12/1/90

Receptions

SEASON

Pl.	Player, Season	Rec.
1.	J.R. Tolver, 2002	128
2.	Kassim Osgood, 2002	108
3.	Jeff Webb, 2005	92
4.	Will Blackwell, 1995	86
	Dwight McDonald, 1974	86
6.	Tim Delaney, 1969	85
7.	Webster Slaughter, 1985	82
8.	Craig Scoggins, 1966	81
9.	Monty Gilbreath, 1989	80
10.	Gary Garrison, 1964	78
11.	Darnay Scott, 1993	75
12.	Jeff Webb, 2004	71
	Patrick Rowe, 1990	71
14.	Vincent Brown, 2010	69
	Jim Sandusky, 1983	69

SENIOR SEASON

Pl.	Player, Season	Rec.
1.	J.R. Tolver, 2002	128
2.	Kassim Osgood, 2002	108
3.	Jeff Webb, 2005	92
4.	Dwight McDonald, 1974	86
5.	Webster Slaughter, 1985	82

JUNIOR SEASON

Pl.	Player, Season	Rec.
1.	Tim Delaney, 1969	85
2.	Gary Garrison, 1964	78
3.	Darnay Scott, 1993	75
4.	Jeff Webb, 2004	71
	Patrick Rowe, 1990	71

SOPHOMORE SEASON

Pl.	Player, Season	Rec.
1.	Will Blackwell, 1995	86
2.	Darnay Scott, 1992	68
3.	Vincent Brown, 2008	64
4.	J.R. Tolver, 2000	62
5.	Kobe Smith, 2019	58
	Colin Lockett, 2011	58

FRESHMAN SEASON

Pl.	Player, Season	Rec.
1.	Will Blackwell, 1995	51
2.	Jesse Matthews, 2019	48
3.	Darnay Scott, 1991	35
4.	Vincent Brown, 2007	31
5.	Gavin Escobar, 2010	29

SEASON/TIGHT END

Pl.	Player, Season	Rec.
1.	Tim Delaney, 1970	62
2.	Gavin Escobar, 2011	51
3.	Kerry Reed-Martin, 1987	49
4.	Robert Awalt, 1986	45

SEASON/RUNNING BACK

Pl.	Player, Season	Rec.
1.	Don Roberts, 1982	53
2.	Corey Gilmore, 1986	48
3.	Marshall Faulk, 1993	47



J.R. TOLVER

RECEPTIONS/CAREER

Pl.	Player	Seasons	Rec.	Yards	Avg.	TD	Long
1.	J.R. Tolver	1999-00-01-02	262	3,572	13.6	18	71
2.	Jeff Webb	2001-03-04-05	234	2,890	12.4	20	70
3.	Vincent Brown	2007-08-09-10	209	3,110	14.9	23	90
4.	Will Blackwell	1994-95-96	197	2,896	14.7	25	80
5.	Monty Gilbreath	1986-87-88-89	187	2,241	12.0	8	74
6.	Tim Delaney	1968-69-70	180	2,535	14.1	22	48
7.	Darnay Scott	1991-92-93	178	3,139	17.6	25	82
8.	Patrick Rowe	1987-88-90-91	155	2,678	17.3	13	68
9.	Gary Garrison	1964-65	148	2,188	14.8	26	65
10.	Az Hakim	1994-95-96-97	147	2,622	17.8	21	67
11.	DeMarco Sampson	2005-08-09-10	146	2,242	15.4	18	71
12.	Robert Ortiz	2002-03-04-05	137	1,620	11.8	13	61
13.	Brett Swain	2004-05-06-07	133	1,893	14.2	8	80
14.	Colin Lockett	2010-11-12-13	130	1,999	15.4	16	80
15.	Craig Scoggins	1965-66	129	1,809	14.0	16	84
16.	Darius Durham	1979-80-81-82	127	1,988	15.7	11	55
17.	Gavin Escobar	2010-11-12	122	1,646	13.5	17	55
18.	Webster Slaughter	1984-85	122	1,647	13.5	13	51
19.	Tom Reynolds	1969-70-71	117	1,955	16.7	25	68
20.	Damon Gourdine	1997-98-99	114	1,370	12.0	12	65
21.	Ezell Ruffin	2012-13-14	111	1,877	16.9	5	75
	Jimmy Raye	1988-89-90	111	1,518	13.7	10	71
	Haven Moses	1966-67	111	2,103	18.9	15	60
24.	Kassim Osgood	2002	108	1,552	14.4	8	87
25.	Vince Warren	1981-82-83-84-85	105	2,164	20.6	14	84
26.	DeAndre Maxwell	1992-93-94-95	104	1,513	14.5	13	56
27.	Chaz Schilens	2005-06-07	103	1,603	15.6	7	97
28.	Dennis Arey	1988-89-90	101	1,714	17.0	12	71
29.	Donnel Pumphrey	2013-14-15-16	100	1,041	10.4	5	40

	Kobe Smith	2018-19	67	804	12.0	4	42
	Jesse Matthews	2019	48	633	13.2	2	74

Receiving



10 STRAIGHT BOWL GAME APPEARANCES ► 21 CONFERENCE CHAMPIONSHIPS

YARDS RECEIVING/SEASON

Pl.	Name	Cl.	Season	No.	Yds.	TD	Avg.	YPG	GP	1K	TGP	1K
1.	J.R. Tolver	Sr.	2002	128	1,785	13	13.95	137.31	7	7		
2.	Kassim Osgood	Sr.	2002	108	1,552	8	14.37	119.38	9	9		
3.	Patrick Rowe	Jr.	1990	71	1,392	8	19.61	126.55	9	9		
4.	Vincent Brown	Sr.	+2010	69	1,352	10	19.59	104.00	11	11		
5.	Craig Scoggins	Sr.	+1966	85	1,301	8	15.31	118.27	10	10		
6.	Tim Delaney	Jr.	+1969	89	1,300	14	14.61	118.18	9	9		
7.	Gary Garrison	Jr.	1964	78	1,272	15	16.31	127.20	8	8		
8.	Darnay Scott	Jr.	1993	75	1,262	10	16.83	114.73	8	8		
9.	Tom Nettles	Sr.	1968	62	1,227	14	19.79	122.70	8	8		
10.	DeMarco Sampson	Sr.	+2010	67	1,220	8	18.21	93.85	11	11		
11.	Will Blackwell	So.	1995	86	1,207	8	14.03	109.73	10	11		
12.	Haven Moses	Jr.	+1966	62	1,206	10	19.45	109.64	10	10		
13.	Jim Sandusky	Sr.	1983	69	1,171	6	16.97	97.58	10	10		
14.	Dwight McDonald	Sr.	1974	86	1,157	7	13.45	105.18	10	10		
15.	Darnay Scott	So.	1992	68	1,150	9	16.91	104.55	10	10		
16.	Ezell Ruffin	Jr.	+2013	68	1,136	3	16.71	87.38	11	11		
17.	Dennis Arey	Sr.	1990	68	1,118	10	16.44	101.64	10	10		
18.	Jeff Webb	Sr.	2005	92	1,109	10	12.05	92.42	12	12		
19.	Webster Slaughter	Sr.	1985	82	1,071	10	13.06	89.25	11	11		
20.	Tom Reynolds	Sr.	1971	67	1,070	7	15.97	107.00	10	11		
21.	Az Hakim	So.	1995	57	1,022	8	17.93	85.17	12	12		
22.	Will Blackwell	Jr.	1996	60	1,000	11	16.67	111.11	9	11		

+ indicated team participated in bowl game. GP 1K - games played to date when reaching 1,000 yards. TGP 1K - team games to date when player reached 1,000 yards.

Multiple 1,000-Yard Seasons: Will Blackwell (2), Darnay Scott (2)

Head Coaches for 1,000-Yard Seasons: Don Coryell (6), Al Luginbill (4), Tom Craft (3), Ted Tollner (3), Brady Hoke (2), Doug Scovil (2), Claude Gilbert (1), Rocky Long (1)

YARDS RECEIVING/CAREER

Pl.	Player	Seasons	Rec.	Yards	Avg.	TD	Long
1.	J.R. Tolver	1999-00-01-02	262	3,572	13.6	18	71
2.	Darnay Scott	1991-92-93	178	3,139	17.6	25	82
3.	Vincent Brown	2007-08-09-10	209	3,110	14.9	23	90
4.	Will Blackwell	1994-95-96	197	2,896	14.7	25	80
5.	Jeff Webb	2001-03-04-05	234	2,890	12.4	20	70
6.	Patrick Rowe	1987-88-90-91	155	2,678	17.3	13	68
7.	Az Hakim	1994-95-96-97	147	2,622	17.8	21	67
8.	Tim Delaney	1968-69-70	180	2,535	14.1	22	48
9.	DeMarco Sampson	2005-08-09-10	146	2,242	15.4	18	71
10.	Monty Gilbreath	1986-87-88-89	187	2,241	12.0	8	74
11.	Gary Garrison	1964-65	148	2,188	14.8	26	65
12.	Vince Warren	1981-82-83-84-85	105	2,164	20.6	14	84
13.	Haven Moses	1966-67	111	2,103	18.9	15	60

	Kobe Smith	2018-19	67	804	12.0	4	42
	Jesse Matthews	2019	48	633	13.2	2	74

Receiving Yards

SENIOR SEASON

Pl.	Player, Season	Yards
1.	J.R. Tolver, 2002	1,785
2.	Kassim Osgood, 2002	1,552
3.	Vincent Brown, 2010	1,352
4.	Tom Nettles, 1968	1,227
5.	DeMarco Sampson, 2010	1,220

JUNIOR SEASON

Pl.	Player, Season	Yards
1.	Patrick Rowe, 1990	1,392
2.	Gary Garrison, 1964	1,272
3.	Darnay Scott, 1993	1,262
4.	Tim Delaney, 1969	1,259
5.	Ezell Ruffin, 2013	1,136

SOPHOMORE SEASON

Pl.	Player, Season	Yards
1.	Will Blackwell, 1995	1,207
2.	Darnay Scott, 1992	1,150
3.	Az Hakim, 1995	1,022
4.	Colin Lockett, 2011	970
5.	J.R. Tolver, 2000	808

FRESHMAN SEASON

Pl.	Player, Season	Yards
1.	Darnay Scott, 1991	727
2.	Will Blackwell, 1994	689
3.	Jesse Matthews, 2019	633
4.	Az Hakim, 1994	370
5.	Gavin Escobar, 2010	323

SEASON/TIGHT END

Pl.	Player, Season	Yards
1.	Tim Delaney, 1970	794
2.	Gavin Escobar, 2011	780
3.	Kerry Reed-Martin, 1987	719
4.	Gavin Escobar, 2012	543
5.	Robert Awalt, 1986	541

SEASON/RUNNING BACK

Pl.	Player, Season	Yards
1.	Marshall Faulk, 1993	644
2.	David Turner, 1977	417
3.	Donnel Pumpfrey, 2015	416
4.	Brandon Sullivan, 2010	383
5.	Don Roberts, 1982	380

Single-Game Receiving Leaders

RECEPTIONS

Pl.	Player	Opponent, Date	Rec.	Yards	Avg.	TD
1.	J.R. Tolver	at Hawai'i, Dec. 7, 2002	18	283	15.7	2
2.	Curtis Shearer	vs. Air Force*, Oct. 1, 1994	17	195	11.5	2
	Don Roberts	at California, Sept. 18, 1982	17	150	8.8	0
	Tom Reynolds	vs. Utah State, Oct. 22, 1971	17	290	17.1	1
5.	J.R. Tolver	vs. Utah*, Oct. 12, 2002	16	185	11.6	1
	Tim Delaney	vs. New Mexico State, Nov. 22, 1969	16	275	17.2	6
7.	DeMarco Sampson	at Colorado State*, Oct. 24, 2009	15	257	17.1	3
	Will Blackwell	at Brigham Young*, Sept. 16, 1995	15	197	13.1	2
	Webster Slaughter	vs. Oregon, Oct. 26, 1985	15	168	11.2	2
	Craig Scoggins	vs. Cal State L.A.*, Nov. 26, 1966	15	239	15.9	2

RECEIVING YARDS

Pl.	Player	Opponent, Date	Rec.	Yards	Avg.	TD
1.	Tom Nettles	vs. Southern Mississippi, Nov. 9, 1968	11	362	32.9	4
2.	J.R. Tolver	vs. Arizona State, Sept. 14, 2002	12	296	24.7	1
3.	Tom Reynolds	vs. Utah State, Oct. 22, 1971	17	290	17.1	1
4.	Gary Garrison	vs. Fresno State*, Oct. 31, 1964	11	289	26.3	4
5.	J.R. Tolver	at Hawai'i, Dec. 7, 2002	18	283	15.7	2
6.	Will Blackwell	at California, Sept. 14, 1996	11	280	25.5	4
7.	Tim Delaney	vs. New Mexico State, Nov. 15, 1969	16	275	17.2	6
8.	Darnay Scott	vs. UTEP*, Oct. 17, 1992	12	274	22.8	3
9.	DeMarco Sampson	at Colorado State*, Oct. 24, 2009	15	257	17.1	3
10.	Jeff Webb	vs. Brigham Young*, Oct. 4, 2003	10	253	25.3	3

RECEIVING TOUCHDOWNS

Pl.	Player	Opponent, Date	Rec.	Yards	Avg.	TD
1.	Tim Delaney	vs. New Mexico State, Nov. 15, 1969	16	275	17.2	6
2.	Will Blackwell	at California, Sept. 14, 1996	11	280	25.5	4
	Tom Nettles	vs. Southern Mississippi, Nov. 9, 1968	11	362	32.9	4
	Gary Garrison	vs. Fresno State*, Oct. 31, 1964	11	289	26.3	4
5.	Vincent Brown	vs. (25) Utah*, Nov. 20, 2010	8	184	23.0	3
	DeMarco Sampson	at Colorado State*, Oct. 24, 2009	15	257	17.1	3
	Vincent Brown	vs. Idaho, Sept. 27, 2008	8	183	22.9	3
	Brett Swain	vs. Portland State, Sept. 22, 2007	6	224	37.3	3
	Jeff Webb	vs. Brigham Young*, Oct. 4, 2003	10	253	25.3	3
	J.R. Tolver	at Idaho, Sept. 21, 2002	14	184	13.1	3
	Az Hakim	vs. Oklahoma, Sept. 21, 1996	6	120	20.0	3
	Darnay Scott	vs. UTEP*, Oct. 17, 1992	12	274	22.8	3
	13 other occasions with					
						3

LONGEST RECEPTION/PASS

Pl.	Quarterback	Receiver	Opponent	Yards
1.	Kevin O'Connell	Chaz Schilens	vs. TCU, Nov. 24, 2007 (L, 33-45)	97
2.	Brian Sipe	Robert West	at Fresno State*, Oct. 30, 1971 (L, 10-17)	92
3.	Ryan Lindley	Vincent Brown	vs. (25) Utah*, Nov. 20, 2010 (L, 34-38)	90
4.	Christian Chapman	Fred Trevillion	vs. Boise State*, Oct. 14, 2017 (L, 14-31)	89
5.	J.R. Tolver	Kassim Osgood	at Hawai'i, Dec. 7, 2002 (L, 40-41)	87
	Jack Hawley	Derrick Lewis	at UNLV*, Nov. 20, 1999 (W, 37-7)	87
	Tim Gutierrez	Marshall Faulk	at Fresno State*, Nov. 20, 1993 (L, 37-63)	87
8.	Christian Chapman	Mikah Holder	vs. New Hampshire, Sept. 3, 2016 (W, 31-0)	86
	Dennis Shaw	Tom Nettles	vs. Southern Mississippi, Nov. 9, 1968 (W, 68-7)	86
10.	Billy Blanton	Nate Jacquet	at UNLV*, Nov. 16, 1996 (L, 42-44)	85
	Doug Matheson	Dan Laskowski	vs. Weber State, Sept. 23, 1967 (W, 58-12)	85
12.	Todd Santos	Vince Warren	vs. Colorado State*, Oct. 20, 1984 (W, 41-24)	84
13.	Mark Halda	Bobby Taylor	vs. Miami, Oct. 13, 1979 (W, 31-20)	83
	Mark Halda	Steve Stapler	vs. Wisconsin, Sept. 29, 1979 (W, 24-17)	83
	Jeff Atteberry	Mike Reed	vs. UC Santa Barbara*, Nov. 14, 1970 (W, 65-7)	83
16.	Ryan Lindley	Vincent Brown	vs. Utah State, Sept. 25, 2010 (W, 41-7)	82
	David Lowery	Darnay Scott	at California, Sept. 11, 1993 (W, 22-20)	82
	Don Horn	Craig Scoggins	vs. Cal State L.A.*, Nov. 26, 1966 (W, 39-12)	82

Yards Per Catch

SEASON

(minimum 30 catches)

Pl.	Player, Season (Rec.-Yards)	YPC
1.	Derrick Lewis, 2000 (31-782)	25.23
2.	Steve Stapler, 1979 (37-794)	21.46

3.	Clinton Sampson, 1982 (32-665)	20.78
4.	Darnay Scott, 1991 (35-727)	20.77
5.	Vince Warren, 1985 (38-788)	20.74
6.	Tom Nettles, 1968 (62-1,227)	19.79
7.	Patrick Rowe, 1990 (71-1,392)	19.61
8.	Vincent Brown, 2010 (69-1,352)	19.59
9.	Chaz Schilens, 2007 (35-679)	19.40
10.	Keith Denson, 1973 (48-922)	19.21
11.	Isaac Curtis, 1972 (44-832)	18.91

Receiving



10 STRAIGHT BOWL GAME APPEARANCES ► 21 CONFERENCE CHAMPIONSHIPS

RECEIVING ◀ RECORDS

■ Annual Receiving Leaders/Yards

Year	Player	Cl.	NR	CR	No.	Yds.	Avg.	TDs		
1947	Jack Kaiser	So.			12	216	18.0	5		
1948	Leo Heaton	Jr.			17	229	13.5	1		
1949	Bud Milke	Jr.			16	192	12.0	1		
1950	Bud Milke	Sr.			25	315	12.6	3		
1951	Chet Nicholson	Sr.			30	510	17.0	6		
1952	Don Jurk	Sr.			21	383	18.2	6		
1953	Bob Lyon	Sr.			19	312	16.4	0		
1954	Claude Lewis	So.			11	120	10.9	3		
1955	Braxton Pinkins	So.			13	214	16.5	2		
1956	Braxton Pinkins	Jr.			14	294	21.0	3		
1957	Braxton Pinkins	Sr.			15	288	19.2	1		
1958	Bob Ball	So.			20	264	13.2	3		
1959	Dick Morris	Jr.			28	283	10.1	3		
1960	Dick Morris	Sr.			13	118	9.1	2		
1961	Neal Petties	So.			19	428	22.5	4		
1962	Neal Petties	Jr.			22	384	17.5	4		
1963	Neal Petties	Sr.		7	22	465	21.1	5		
1964	Gary Garrison	Jr.		1	78	1,272	16.3	15		
1965	Gary Garrison	Sr.			70	916	13.1	11		
1966	Craig Scoggins	Sr.		1	81	1,212	15.0	8		
1967	Haven Moses	Sr.			54	958	17.7	7		
1968	Tom Nettles	Sr.			62	1,227	19.8	14		
1969	Tim Delaney	Jr.		3	85	1,259	14.8	14		
1970	Tim Delaney	Sr.		1	62	794	12.8	6		
1971	Tom Reynolds	Sr.		1	67	1,070	16.0	7		
1972	Isaac Curtis	Sr.		3	44	832	18.9	7		
1973	Darold Nogle	Sr.		1	59	945	16.0	6		
1974	Dwight McDonald	Sr.		1	86	1,157	13.5	7		
1975	Duke Fergerson	Sr.		6	57	886	15.5	4		
1976	Ronnie Smith	Jr.			27	416	15.4	3		
1977	Dennis Pearson	Sr.			49	864	17.6	5		
1978	Don Warren	Sr.			39	483	12.4	4		
1979	Steve Stapler	Sr.			37	794	21.5	5		
1980	Bobby Taylor	Sr.			40	656	16.4	4		
1981	Darius Durham	Jr.		3	65	988	15.2	7		
1982	Don Roberts	Sr.			53	380	7.2	0		
1983	Jim Sandusky	Sr.		12	69	1,171	17.0	6		
1984	Webster Slaughter	Jr.			40	576	14.4	3		
1985	Webster Slaughter	Sr.		4	82	1,071	13.1	10		
1986	Corey Gilmore	Sr.			5	48	325	6.8	1	
1987	Kerry Reed-Martin	Jr.			49	719	14.7	4		
1988	Monty Gilbreath	Jr.			2	60	799	13.3	2	
1989	Monty Gilbreath	Sr.			2	80	903	11.3	4	
1990	Patrick Rowe	Jr.			3	71	1,392	19.6	8	
1991	Patrick Rowe	Sr.			4	57	822	14.4	4	
1992	Darnay Scott	So.			2	68	1,150	16.9	9	
1993	Darnay Scott	Jr.			5	75	1,262	16.8	10	
1994	Curtis Shearer	Sr.			22	4	55	737	13.4	6
1995	Will Blackwell	So.			5	1	86	1,207	14.0	8
1996	Will Blackwell	Jr.			8	3	60	1,000	16.7	11
1997	Taj Johnson	Jr.				11	44	802	18.2	2
1998	Damon Gourdine	Jr.					55	649	11.8	4
1999	Damon Gourdine	Sr.				3	38	439	11.6	4
2000	J.R. Tolver	So.			32	2	62	808	13.0	1
2001	J.R. Tolver	Jr.			35	3	63	878	13.9	2
2002	J.R. Tolver	Sr.			2	1	128	1,785	13.9	13
2003	Jeff Webb	So.			41	4	55	706	12.8	4
2004	Jeff Webb	Jr.			18	2	71	863	12.2	6
2005	Jeff Webb	Sr.			21	4	92	1,109	12.1	10
2006	Brett Swain	Jr.					47	528	11.2	2
2007	Brett Swain	Sr.			30	2	58	973	16.8	5
2008	Vincent Brown	So.				9	64	631	9.9	5
2009	DeMarco Sampson	Jr.			51	2	62	851	13.7	8
2010	Vincent Brown	Sr.			6	1	69	1,352	19.6	10
2011	Colin Lockett	So.			48	4	58	970	16.7	8
2012	Gavin Escobar	Jr.					42	543	12.9	6
2013	Ezell Ruffin	Jr.			29	6	68	1,136	16.7	3
2014	Eric Judge	So.					24	471	19.6	2
2015	Mikah Holder	So.					24	439	18.3	6
2016	Mikah Holder	Jr.			200	18	27	581	21.5	5
2017	Mikah Holder	Sr.			167	10	43	602	14.0	2
2018	Fred Trevillion	Sr.			182	17	22	598	27.2	3
2019	Kobe Smith	So.			136	17	58	691	11.9	4

NR - national ranking in receiving yards per game. CR - conference ranking in receiving yards per game.

■ Annual Receiving Leaders/Receptions

Year	Player	Cl.	NR	CR	No.	Yds.	Avg.	TDs		
1965	Gary Garrison	Sr.			70	916	13.1	11		
1966	Craig Scoggins	Sr.			81	1,212	15.0	8		
1967	Haven Moses	Sr.			54	958	17.7	7		
1968	Tom Nettles	Sr.			62	1,227	19.8	14		
1969	Tim Delaney	Jr.			85	1,259	14.8	14		
1970	Ken Burrow	Sr.			54	904	16.6	12		
1971	Tom Reynolds	Sr.			67	1,070	16.0	7		
1972	Isaac Curtis	Sr.			44	832	18.9	7		
1973	Darold Nogle	Sr.			59	945	15.9	6		
1974	Dwight McDonald	Sr.			86	1,157	13.5	7		
1975	Duke Fergerson	Sr.			57	886	15.5	4		
1976	Ronnie Smith	Jr.			29	416	14.3	3		
1977	Dennis Pearson	Sr.			49	864	17.6	5		
1978	Rick Garretson	Sr.			36	509	14.1	2		
1979	Steve Stapler	Sr.			37	794	21.5	5		
1980	Bobby Taylor	Sr.			40	656	16.4	4		
1981	Darius Durham	Jr.			65	988	15.2	7		
1982	Darius Durham	Sr.			45	781	17.4	4		
1983	Jim Sandusky	Sr.			69	1,171	17.0	6		
1984	Vince Warren	Sr.			29	616	21.2	3		
1985	Webster Slaughter	Sr.			82	1,071	13.1	10		
1986	Robert Awalt	Sr.			45	541	12.0	2		
1987	Kerry Reed-Martin	Jr.			49	719	14.7	4		
1988	Monty Gilbreath	Jr.			60	799	13.3	2		
1989	Robert Claiborne	Sr.			55	938	17.1	4		
1990	Patrick Rowe	Jr.			71	1,392	19.6	8		
1991	Patrick Rowe	Sr.			57	822	14.4	4		
1992	Darnay Scott	So.			68	1,150	16.9	9		
1993	Darnay Scott	Jr.			75	1,262	16.8	10		
1994	Curtis Shearer	Sr.			55	737	13.4	6		
1995	Will Blackwell	So.			86	1,207	14.0	8		
1996	Will Blackwell	Jr.			60	1,000	16.7	11		
1997	Taj Johnson	Sr.			44	802	18.2	2		
1998	Damon Gourdine	Jr.				7	55	649	11.8	4
1999	Derrick Lewis	Jr.				11	26	551	21.2	4
2000	J.R. Tolver	So.			46	5	62	808	13.0	1
2001	J.R. Tolver	Jr.			39	3	63	878	13.9	2
2002	J.R. Tolver	Sr.			1	1	128	1,785	13.9	13
2003	Jeff Webb	So.			63	4	55	706	12.8	4
2004	Jeff Webb	Jr.			33	6	71	863	12.2	6
2005	Jeff Webb	Sr.			3	1	92	1,109	12.1	10
2006	Brett Swain	Jr.					47	528	11.2	2
2007	Brett Swain	Sr.			79	4	58	973	16.8	5
2008	Vincent Brown	So.			46	5	64	631	9.9	5
2009	DeMarco Sampson	Jr.			50	4	62	851	13.7	8
2010	Vincent Brown	Sr.			44	1	69	1,352	19.6	10
2011	Colin Lockett	So.			94	6	58	970	16.7	8
2012	Gavin Escobar	Jr.					42	543	12.9	6
2013	Ezell Ruffin	Jr.			58	12	68	1,136	16.7	3
2014	Ezell Ruffin	Sr.					26	422	16.2	2
2015	Donnel Pumphrey	Jr.					28	416	14.9	3
2016	Mikah Holder	Jr.					27	581	21.5	5
2017	Mikah Holder	Sr.			191	14	43	602	14.0	2
2018	Kahale Warring	Jr.					31	372	12.0	3
2019	Kobe Smith	So.			93	10	58	691	11.9	4

NR - national ranking in receptions per game. CR - conference ranking in receptions per game.

AZTEC FOOTBALL MEDIA GUIDE

Receiving



10 STRAIGHT BOWL GAME APPEARANCES ► 21 CONFERENCE CHAMPIONSHIPS

12. Byron Olander, 1969 (38-709)	18.66
13. Nate Ferguson, 1974 (42-771)	18.36
14. Taj Johnson, 1997 (44-802)	18.23
15. DeMarco Sampson, 2010 (67-1,220)	18.21

CAREER

(minimum 50 catches)

Pl. Player, Seasons (Yards)	YPC
1. Vince Warren, 1981-82-83-84-85 (2,164)	20.61
2. Derrick Lewis, 1999-00-01 (1,718)	20.45
3. Keith Denson, 1972-73 (1,023)	19.30
4. Clinton Sampson, 1981-82 (973)	18.71
5. Nate Ferguson, 1973-74 (908)	18.16
6. Az Hakim, 1994-95-96-97 (2,622)	17.84
7. Steve Stapler, 1978-79 (1,284)	17.83
8. Darnay Scott, 1991-92-93 (3,139)	17.63
9. Ken Burrow, 1969-70 (1,358)	17.41
10. Patrick Rowe, 1987-88-90-01 (2,678)	17.28
11. Eric Judge, 2013-14-15-16 (1,167)	17.16
12. Jim Sandusky, 1983 (1,171)	16.971
13. Dennis Arey, 1988-89-90 (1,714)	16.970
14. Mikah Holder, 2014-15-16-17 (1,675)	16.919
15. Ezell Ruffin, 2012-13-14 (1,877)	16.910

TDs Receiving

SEASON

Pl. Player, Season	TDs
1. Tom Reynolds, 1969	18
2. Gary Garrison, 1964	15
3. Tim Delaney, 1969	14
Tom Nettles, 1968	14
5. J.R. Tolver, 2002	13
6. Ronnie Smith, 1977	12
Ken Burrow, 1970	12
8. Will Blackwell, 1996	11
Keith Denson, 1973	11
Gary Garrison, 1965	11
11. Vincent Brown, 2010	10
Jeff Webb, 2005	10
Darnay Scott, 1993	10
Dennis Arey, 1990	10
Webster Slaughter, 1985	10

CAREER

Pl. Player, Seasons	TDs
1. Gary Garrison, 1964-65	26
2. Will Blackwell, 1994-95-96	25
Darnay Scott, 1991-92-93	25
Tom Reynolds, 1969-70-71	25
5. Vincent Brown, 2007-08-09-10	23
6. Tim Delaney, 1968-69-70	22
7. Az Hakim, 1994-95-96-97	21
8. Jeff Webb, 2001-03-04-05	20
9. DeMarco Sampson, 2005-08-09-10	18
J.R. Tolver, 1999-00-01-02	18
11. Gavin Escobar, 2010-11-12	17
12. Colin Lockett, 2010-11-12-13	16
Craig Scoggins, 1965-66	16
14. Ken Burrow, 1969-70	15
Haven Moses, 1966-67	15

---	---
Kobe Smith, 2018-19	4
Daniel Bellinger, 2018-19	3
Jesse Matthews, 2019	2

Top Performances

100-YARD GAMES/SEASON

Rk Player, Season	Games
1. Patrick Rowe, 1990	9
2. Kassim Osgood, 2002	8
J.R. Tolver, 2002	8
Dennis Arey, 1990	8
5. Webster Slaughter, 1985	7
Gary Garrison, 1964	7
7. Vincent Brown, 2010	6
DeMarco Sampson, 2010	6
Jeff Webb, 2005	6
Will Blackwell, 1995	6
Darnay Scott, 1993	6
Jim Sandusky, 1983	6
Dwight McDonald, 1974	6
Tom Nettles, 1968	6
15. Vincent Brown, 2009	5
Darnay Scott, 1992	5
Ken Burrow, 1970	5
Tom Delaney, 1969	5
Haven Moses, 1967	5
Haven Moses, 1966	5
Gary Garrison, 1965	5

100-YARD GAMES/CAREER

Pl. Player, Seasons	Games
1. Vincent Brown, 2007-08-09-10	13
J.R. Tolver, 1999-00-01-02	13
3. Jeff Webb, 2001-03-04-05	12
Will Blackwell, 1994-95-96	12
Darnay Scott, 1991-92-93	12
Patrick Rowe, 1987-88-90-91	12
Gary Garrison, 1964-65	12
8. Az Hakim, 1994-95-96-97	11
9. Haven Moses, 1966-67	10
10. Tim Delaney, 1968-69-70	9
11. Kassim Osgood, 2002	8
Dennis Arey, 1988-89-90	8
Webster Slaughter, 1984-85	8
14. DeMarco Sampson, 2005-08-09-10	7
Vince Warren, 1981-82-83-84-85	7
Tom Reynolds, 1969-70-71	7
Ken Burrow, 1969-70	7
Craig Scoggins, 1965-66	7

---	---
Kobe Smith, 2018-19	3
Jesse Matthews, 2019	2

300-Yard Performances By Player (1 Total; 1 Player)

- Tom Nettles 1.


200-Yard Performances By Player (22 Total; 15 Players)

- Darnay Scott 4, Will Blackwell 2, Tim Delaney 2, Tom Reynolds 2, J.R. Tolver 2, Marshall Faulk 1, Gary Garrison 1, Tom Nettles 1, Jimmy Raye 1, Patrick Rowe 1, Chaz Schilens 1, Craig Scoggins 1, Brett Swain 1, Jeff Webb 1, DeMarco Sampson 1.

Most 200-Yard Performances in a Season - 2 by J.R. Tolver in 2002, Darnay Scott in 1992, Tim Delaney in 1969.

100-Yard Performances By Player (330 Total; 86 Players)

- Vincent Brown 13, J.R. Tolver 13, Will Blackwell 12, Gary Garrison 12, Patrick Rowe 12, Darnay Scott 12, Jeff Webb 12, Az Hakim 11, Haven Moses 10, Tim Delaney 9, Dennis Arey 8, Kassim Osgood 8, Webster Slaughter 8, Ken Burrow 7, Tom Reynolds 7, DeMarco Sampson 7, Craig Scoggins 7, Vince Warren 7, Darius Durham 6, Derrick Lewis 6, Dwight McDonald 6, Tom Nettles 6, Ezell Ruffin 6, Jim Sandusky 6, Monty Gilbreath 5, Colin Lockett 5, Robert Claiborne 4, Gavin Escobar 4, Darold Nogle 4, Dennis Pearson 4, Jimmy Raye 4, Chaz Schilens 4, Isaac Curtis 3, Keith Denson 3, Byron Olander 3, Kerry Reed-Martin 3, **Kobe Smith 3**, Steve Stapler 3, Brett Swain



TIM DELANEY

3. Bobby Taylor 3, Jeff Baker 2, Jim Beatrow 2, Leandrew Childs 2, Vollon Dixon 2, Marshall Faulk 2, Nate Ferguson 2, Mikah Holder 2, **Jesse Matthews 2**, DeAndre Maxwell 2, Kenny Moore 2, Marv Owens 2, Don Roberts 2, Curtis Shearer 2, Ronnie Smith 2, Fred Trevillion 2, Tim Boyer 1, Roger Clark 1, Anthony Conyers 1, Dylan Denso 1, Duke Ferguson 1, Damon Gourdine 1, Chris Hardy 1, Merton Harris 1, Nathaniel Jacquet 1, Taj Johnson 1, Eric Judge 1, Mario Mendez 1, DeAngelo Mitchell 1, Lonnie Mitchell 1, Lonnie Moore 1, Greg Moses 1, Robert Ortiz 1, Neal Petties 1, Braxton Pinkins 1, Volney Quinlan 1, Michael Reed 1, Jesus Reyes 1, Clinton Sampson 1, Phil Smith 1, Tim Thorn 1, David Turner 1, Roberto Wallace 1, Don Warren 1, Mekell Wesley 1, Bull Williams 1, Tim Wilson Jr. 1.

100-YARD RECEIVING GAMES

Rk. Player	Yards	Opponent	Date
1. Tom Nettles	362	Southern Mississippi	11-9-68
2. J.R. Tolver	296	Arizona State	9-14-02
3. Tom Reynolds	290	Utah State	10-22-71
4. Gary Garrison	289	Fresno State*	10-31-64
5. J.R. Tolver	283	Hawaii	12-7-02
6. Will Blackwell	280	at California	9-14-96
7. Tim Delaney	275	New Mexico State	11-15-69
8. Darnay Scott	274	UTEP*	10-17-92
9. DeMarco Sampson	257	at Colorado State*	10-24-09
10. Jeff Webb	253	Brigham Young*	10-4-03
11. Darnay Scott	243	Brigham Young*	11-16-91
12. Craig Scoggins	239	Cal State L.A.*	11-26-66
13. Brett Swain	224	Portland State	9-22-07
Patrick Rowe	224	at UCLA	10-13-90
15. Darnay Scott	217	at Air Force*	9-18-93
16. Chaz Schilens	215	at Air Force*	11-17-07
17. Tom Reynolds	211	at West Texas State	10-11-69
18. Will Blackwell	210	New Mexico*	11-4-95

19. Jimmy Raye	209	Hawai'i*	11-10-90
20. Marshall Faulk	205	at Fresno State*	11-20-93
21. Darnay Scott	204	Fresno State*	11-21-92
22. Tim Delaney	203	Long Beach State*	11-29-69
23. Will Blackwell	197	at Brigham Young*	9-15-95
Darius Durham	197	UTEP*	11-21-81
25. Will Blackwell	196	at UNLV*	11-16-96
Dwight McDonald	196	at North Texas	11-2-74
27. Curtis Shearer	195	Air Force*	10-1-94
28. Haven Moses	193	Cal State L.A.*	1-26-66
29. Craig Scoggins	192	Northern Arizona	11-19-66
30. Fred Trevillion	189	at Fresno State*	11-17-18
31. Keith Denson	188	at Fresno State*	11-17-73
32. Will Blackwell	187	Fresno State*	11-26-94
33. J.R. Tolver	185	Utah*	10-12-02
34. Vincent Brown	184	(25) Utah*	11-20-10
J.R. Tolver	184	at Idaho	9-21-02
Haven Moses	184	Mexico Poly	9-17-66
37. Vincent Brown	183	Idaho	9-27-08
Webster Slaughter	183	New Mexico*	11-23-85
Tim Delaney	183	North Texas	11-22-69
40. Ezell Ruffin	181	(18) Fresno State*	10-26-13
41. DeMarco Sampson	179	Nicholls State	9-4-10
42. Kassim Osgood	178	at Idaho	9-21-02
Kassim Osgood	178	(17) Colorado	9-7-02
Tom Reynolds	178	Pacific*	11-8-69
45. Vincent Brown	177	Utah State	9-25-10
46. DeMarco Sampson	175	at Wyoming*	10-30-10
Vince Warren	175	at UTEP*	9-24-83
Tom Nettles	175	Fresno State	11-2-68
49. Chaz Schilens	174	TCU*	11-24-07
Az Hakim	174	Idaho	9-7-96
Patrick Rowe	174	Wyoming*	10-6-90
52. Dwight McDonald	173	Bowling Green	11-23-74
53. Az Hakim	172	Navy	9-5-97
Will Blackwell	172	Fresno State*	10-14-95
Tom Reynolds	172	North Texas	12-4-71

RECORDS ► RECEIVING AZTEC FOOTBALL MEDIA GUIDE

Receiving



10 STRAIGHT BOWL GAME APPEARANCES ▶ 21 CONFERENCE CHAMPIONSHIPS

RECEIVING ◀ RECORDS

Gary Garrison	172	Cal Western	11-27-65
57. Dennis Arey	171	at Wyoming*	10-6-90
58. Kassim Osgood	170	(17) Colorado State*	11-15-02
Haven Moses	170	Weber State	9-23-67
60. Gary Garrison	169	at Cal Poly SLO*	10-3-64
61. Webster Slaughter	168	Oregon	10-26-85
62. Vincent Brown	167	at (3) TCU*	11-13-10
63. Darold Nogle	166	North Texas	11-24-73
Isaac Curtis	166	at Long Beach State*	11-25-72
65. Ezell Ruffin	165	New Mexico*	11-2-13
Vincent Brown	165	vs. Navy (PB)	12-23-10
67. Keith Denson	164	at San José State*	11-3-73
68. Taj Johnson	163	Navy	9-5-97
69. Jim Sandusky	162	at Hawaii**	10-1-83
Isaac Curtis	162	Bowling Green	10-21-72
Tim Delaney	162	at Fresno State*	11-1-69
Haven Moses	162	at Long Beach State*	10-8-66
73. Patrick Rowe	161	UTEP*	11-24-90
Craig Scoggins	161	North Dakota State	11-5-66
75. Mikah Holder	160	New Hampshire	9-17-16
Damay Scott	160	at (21) California	11-9-93
Darold Nogle	160	at San José State*	11-3-73
78. Kassim Osgood	158	Arizona State	9-14-02
J.R. Tolver	158	at Fresno State	8-29-02
80. Robert Claiborne	157	New Mexico*	11-4-89
81. Darius Durham	156	New Mexico*	10-16-82
82. Patrick Rowe	155	Hawaii**	11-10-90
Gary Garrison	155	Cal Poly Pomona	10-23-65
84. DeMarco Sampson	154	(25) Utah*	11-20-10
85. Derrick Lewis	153	UNLV*	11-25-00
Anthony Conyers	153	at Colorado State*	11-1-86
Isaac Curtis	153	Oregon State	9-8-72
88. Leandrew Childs	152	(16) Wyoming*	11-7-96
Dennis Pearson	152	UTEP	10-15-77
Gary Garrison	152	Akron	9-25-65
91. J.R. Tolver	151	UNLV*	10-26-02
Nate Ferguson	151	Tampa	9-21-74
Tom Reynolds	151	Iowa State	11-27-71
94. Dennis Arey	150	at New Mexico*	11-17-90
Don Roberts	150	at California	9-18-82
Dwight McDonald	150	Utah State	11-30-74
97. Colin Lockett	149	(10) Boise State*	11-19-11
Gary Garrison	149	at UC Santa Barbara	10-24-64
99. Damay Scott	148	(25) UCLA	9-30-93
Michael Reed	148	UC Santa Barbara*	11-14-70
101. Vincent Brown	147	Brigham Young*	10-17-09
Keith Denson	147	Iowa State	12-1-73
103. J.R. Tolver	146	(24) Colorado State*	10-28-00
Gary Garrison	146	CSUN*	11-14-64
105. Kassim Osgood	145	UCLA	9-28-02
Will Blackwell	145	Fresno State*	11-23-96
107. Mikah Holder	144	at UNLV*	10-7-17
Vincent Brown	144	at Wyoming*	10-30-10
Robert Claiborne	144	at (20) Hawaii**	10-7-89
110. Vincent Brown	143	at Idaho	9-19-09
Az Hakim	143	at Wyoming*	10-22-94
Vince Warren	143	Colorado State*	10-20-84
113. Vincent Brown	142	Southern Utah	9-12-09
Jeff Webb	142	at Utah*	12-3-05
Jeff Webb	142	at Utah*	10-15-05
Jimmy Raye	142	New Mexico*	11-4-89
Monty Gilbreath	142	at Utah*	9-30-89
118. Monty Gilbreath	141	Long Beach State	10-14-89
Clinton Sampson	141	Oklahoma State	11-27-82
Darius Durham	141	at Hawaii**	11-6-82
Braxton Pinkins	141	Arizona State	10-26-57
122. J.R. Tolver	140	at Utah*	11-10-01
Az Hakim	140	at California	9-14-96
Tom Reynolds	140	Arizona	11-20-71
Craig Scoggins	140	at Weber State	9-24-66
126. Vincent Brown	139	at UCLA	9-5-09
Jeff Webb	139	Wyoming*	10-25-03
Damay Scott	139	Minnesota	9-25-93
Ken Burrow	139	UC Santa Barbara*	10-25-69
130. Jeff Webb	138	(9) Utah*	10-30-04
Kassim Osgood	138	Brigham Young*	11-2-02
Derrick Lewis	138	Air Force*	11-18-00
Haven Moses	138	Cal State L.A.*	10-14-67
134. J.R. Tolver	137	Eastern Illinois	10-6-01
Robert Claiborne	137	Cal State Fullerton	9-23-89
Vince Warren	137	Wyoming*	11-12-83
137. Will Blackwell	136	Hawaii**	11-18-95
Tom Nettles	136	Montana State	9-28-68

139. DeAngelo Mitchell	135	Long Beach State	10-24-87
Marv Owens	135	Southern Mississippi	10-10-70
141. Darius Durham	134	Wyoming*	11-7-81
Dennis Pearson	134	at Pacific	11-5-77
Jeff Baker	134	Brigham Young	10-3-70
144. Jeff Webb	133	San José State	9-24-05
J.R. Tolver	133	at Wyoming*	10-19-02
Dennis Arey	133	at (4) Brigham Young*	11-22-90
Vollon Dixon	133	Arizona	11-8-75
Tim Delaney	133	Pacific*	11-8-69
149. Ezell Ruffin	132	Army	9-8-12
Jeff Webb	132	New Mexico*	10-22-05
Damay Scott	132	(23) Hawaii**	11-14-92
Vince Warren	132	at Hawaii**	10-27-84
Tim Boyer	132	Bowling Green	10-21-72
Tim Delaney	132	at Pacific*	11-7-70
Tom Nettles	132	Utah State	11-30-68
156. Kobe Smith	131	at UCLA	9-7-19
DeAndre Maxwell	131	San José State	10-21-95
Patrick Rowe	131	at New Mexico*	11-17-90
Jim Sandusky	131	at Colorado State*	10-15-83
160. Ken Burrow	130	Iowa State	11-28-70
Haven Moses	130	North Dakota State	11-5-66
Mario Mendez	130	Cal State L.A.*	10-19-63
163. Jeff Webb	129	Brigham Young*	10-1-05
Jeff Webb	129	Colorado State*	10-16-04
Derrick Lewis	129	at Brigham Young*	10-21-00
J.R. Tolver	129	at Wyoming*	10-7-00
Vince Warren	129	New Mexico*	11-25-85
Haven Moses	129	Fresno State*	10-29-66
169. Fred Trevillion	128	Boise State*	10-14-17
DeMarco Sampson	128	UNLV*	11-27-10
Will Blackwell	128	Hawaii**	10-29-94
Darold Nogle	128	(13) Houston	10-6-73
Tom Reynolds	128	UC Santa Barbara*	10-25-69
174. DeMarco Sampson	127	at New Mexico	10-23-10
J.R. Tolver	127	Air Force*	9-29-01
Ken Burrow	127	at Northern Illinois	9-12-70
177. Ezell Ruffin	126	vs. Air Force*	11-21-14
Kassim Osgood	126	at Hawaii**	12-7-02
J.R. Tolver	126	at Air Force*	11-23-02
Vince Warren	126	UCLA	9-9-84
Jim Beatrow	126	Colorado State*	11-10-82
Gary Garrison	126	Pacific	9-18-65
183. Gavin Escobar	125	Fresno State	12-3-11
Robert Ortiz	125	at (17) Michigan	9-18-04
Neal Petties	125	UC Santa Barbara	10-26-63
186. Tom Nettles	124	Cal State L.A.	10-19-68
Haven Moses	124	Montana State	11-18-67
188. Tim Wilson Jr.	123	UNLV*	11-10-18
Vincent Brown	123	at Air Force*	9-26-09
Kassim Osgood	123	at Air Force*	11-23-02
Leandrew Childs	123	at San José State*	11-2-96
Az Hakim	123	at Hawaii**	11-18-95
Kenny Moore	123	Oregon	10-26-85
Tim Thorn	123	San José State*	10-19-74
Byron Olander	123	North Texas	11-22-69
196. Damay Scott	122	New Mexico*	10-23-93
Webster Slaughter	122	New Mexico*	11-17-84
Darius Durham	122	vs. Air Force*	11-29-81
Dwight McDonald	122	at Arizona	11-14-74
200. Derrick Lewis	121	at Kansas	9-25-99
Webster Slaughter	121	Stanford	10-5-85
Ronnie Smith	121	(13) Florida State	11-19-77
203. Az Hakim	120	Oklahoma	9-21-96
Az Hakim	120	at UTEP*	10-28-95
Patrick Rowe	120	Utah*	11-3-90
Darius Durham	120	(12) Iowa State	10-10-81
Don Warren	120	at Long Beach State*	10-28-78
Ken Burrow	120	Fresno State*	10-31-70
Gary Garrison	120	at Cal Poly Pomona	9-19-64
210. Jesse Matthews	119	vs. Fresno State*	11-15-19
Vincent Brown	119	UNLV*	11-22-08
Chaz Schliens	119	at Hawaii**	12-3-05
Will Blackwell	119	Nevada	9-28-95
Chris Hardy	119	Air Force*	10-25-86
Marv Owens	119	at San José State*	11-6-71
Tim Delaney	119	Texas Southern	10-12-68
217. Gavin Escobar	117	North Dakota	9-15-12
Dennis Arey	117	Long Beach State	9-15-90
Jimmy Raye	117	Pacific	10-21-89
Robert Claiborne	117	at Utah*	9-30-89
Bobby Taylor	117	at Wyoming*	10-25-80

Ken Burrow	117	Long Beach State*	10-20-70
223. Marshall Faulk	116	Brigham Young*	11-16-91
Patrick Rowe	116	at (4) Brigham Young*	9-22-90
Webster Slaughter	116	at (12) UCLA	9-21-85
Gary Garrison	116	at San José State	11-18-64
227. Jeff Webb	115	Wyoming*	11-19-05
Jim Sandusky	115	Long Beach State	8-10-83
Tim Delaney	115	Long Beach State*	11-20-70
Ken Burrow	115	at UT Arlington	10-18-69
231. Webster Slaughter	114	Long Beach State	9-14-85
Nate Ferguson	114	Long Beach State*	10-26-74
Haven Moses	114	Utah State	11-25-67
234. Colin Lockett	113	Oregon State	9-21-13
Gavin Escobar	113	(10) Boise State	11-19-11
Colin Lockett	113	at Army	9-10-11
Damay Scott	113	at Utah*	10-30-93
Patrick Rowe	113	Colorado State*	9-11-91
Webster Slaughter	113	at Wyoming*	11-9-85
Steve Stapler	113	at Missouri	9-8-79
Byron Olander	113	UC Santa Barbara*	10-25-69
Gary Garrison	113	at Northern Arizona	11-20-65
243. Merton Harris	112	Wyoming*	11-2-91
Patrick Rowe	112	Air Force*	9-29-90
Kerry Reed-Martin	112	Colorado State*	11-14-87
Craig Scoggins	112	Cal State L.A.*	10-16-65
David Turner	112	Long Beach State	11-12-77
Ken Burrow	112	Brigham Young	10-3-70
249. Jesse Matthews	111	Central Mich. (NMB)	12-21-19
Brett Swain	111	at Colorado State*	10-6-07
Jeff Baker	111	Iowa State	11-28-70
252. Nathaniel Jacquet	110	Fresno State*	11-23-96
Will Blackwell	110	Colorado State*	11-25-95
Jimmy Raye	110	at New Mexico*	11-17-90
Webster Slaughter	110	Utah*	10-19-85
256. Dylan Denso	109	Louisiana	12-17-11
Mekell Wesley	109	Idaho	9-27-08
Damon Gourdin	109	UTEP*	11-21-98
Jim Sandusky	109	Wyoming*	11-12-83
Jim Beatrow	109	at Colorado State*	11-12-81
Bull Williams	109	(12) Iowa State	10-10-81
Bobby Taylor	109	Miami (Fla.)	10-13-79
Darold Nogle	109	New Mexico State	10-13-73
264. Ezell Ruffin	108	at Air Force*	10-10-13
Gavin Escobar	108	UNLV*	10-27-12
Brett Swain	108	New Mexico	11-25-06
Az Hakim	108	at (3) Washington	9-13-97
Kenny Moore	108	at New Mexico*	9-27-86
269. Eric Judge	107	Idaho	11-8-14
Jeff Webb	107	at (17) Michigan	9-18-04
Az Hakim	107	at Wisconsin	9-10-97
DeAndre Maxwell	107	at Minnesota	9-17-94
Lonnie Moore	107	UNLV	11-10-80
Bobby Taylor	107	(12) Missouri	9-27-80
Duke Ferguson	107	New Mexico State	10-18-75
276. Colin Lockett	106	at Hawaii**	11-16-13
DeMarco Sampson	106	(23) Air Force*	10-16-10
Roberto Wallace	106	at UNLV*	11-28-09
Chaz Schliens	106	(21) Brigham Young*	12-1-07
Jesus Reyes	106	San José State*	11-8-97
Greg Moses	106	Iowa State	12-1-73
Az Hakim	106	Nevada	9-28-95
Monty Gilbreath	106	Wyoming*	10-8-88
Ronnie Smith	106	at San José State	11-26-77
285. Derrick Lewis	105	Wyoming*	11-27-99
Damay Scott	105	at Brigham Young*	9-10-92
Dennis Arey	105	UTEP*	11-24-90
Kerry Reed-Martin	105	Stanford	10-17-87
Dennis Pearson	105	at Fresno State	10-8-77
Dwight McDonald	105	Tampa	9-21-74
Tom Nettles	105	Texas Southern	10-12-68
Haven Moses	105	Cal Poly SLO*	9-30-67
293. Derrick Lewis	104	(24) Colorado State*	10-28-00
Dennis Arey	104	Air Force*	9-29-90
Dwight McDonald	104	New Mexico State	11-16-74
Volney Quinlan	104	Arizona State	10-20-51
297. Az Hakim	103	San José State	10-21-95
Monty Gilbreath	103	Cal State Fullerton	9-23-89
Steve Stapler	103	Utah*	12-2-78
Gary Garrison	103	Cal Western	11-21-64
301. Kobe Smith	102	Utah State*	9-21-19
Colin Lockett	102	Fresno State	12-3-11
Patrick Rowe	102	at UTEP*	10-19-91
Patrick Rowe	102	(2) Miami (Fla.)	12-1-90

Dennis Arey	102	Utah*	11-3-90
Monty Gilbreath	102	New Mexico*	11-21-87
Vince Warren	102	UTEP*	11-16-85
Jim Sandusky	102	California	9-10-83
Phil Smith	102	Oklahoma State	11-27-82
Steve Stapler	102	at Colorado State*	10-20-79
Roger Clark	102	UC Santa Barbara	10-26-63
312. Kobe Smith	101	at Colorado State*	10-5-19
Ezell Ruffin	101	at New Mexico State	9-28-13
Vincent Brown	101	at Brigham Young*	10-9-10
Jeff Webb	101	Nevada	9-25-04
Lonnie Mitchell	101	at Utah*	10-23-99
Will Blackwell	101	(16) Wyoming*	11-7-96
Curtis Shearer	101	at Colorado State*	10-31-92
Patrick Rowe	101	at Utah*	10-26-91
Dennis Arey	101	(2) Miami (Fla.)	12-1-90
Kerry Reed-Martin	101	at Brigham Young*	11-7-87
Jim Sandusky	101	at New Mexico*	11-19-83
Dennis Pearson	101	Cal State Fullerton	9-10-77
Tim Delaney	101	Cal State L.A.*	9-26-70
Craig Scoggins	101	at CSUN*	11-13-65
Craig Scoggins	101	Cal Poly SLO*	10-2-65
327. Damay Scott	100	at New Mexico*	10-3-92
Don Roberts	100	vs. Air Force*	11-29-81
Vollon Dixon	100	at San José State*	11-15-75
Byron Olander	100	Pacific*	11-8-69

MULTIPLE 100-YARD RECEIVING GAMES

47 times, SDSU is 30-14-3 when multiple players have 100 yards or more receiving

Date	Opponent	No.	Yds.	TDs
10-26-63	UC Santa Barbara (W, 42-14)	6	125	1
	Neal Petties	6	125	1
	Roger Clark	5	102	2
11-5-66	North Dakota State (W			

Receiving




10 STRAIGHT BOWL GAME APPEARANCES ► 21 CONFERENCE CHAMPIONSHIPS

11-12-83	Wyoming* (L, 21-33)	Vince Warren	7	137	1
		Jim Sandusky	4	109	1
10-26-85	Oregon (L, 37-49)	Webster Slaughter	15	168	2
		Kenny Moore	6	123	0
9-23-89	Cal State Fullerton (T, 41-41)	Robert Claiborne	6	137	0
		Monty Gilbreath	7	103	1
9-30-89	at Utah* (W, 38-27)	Monty Gilbreath	7	142	0
		Robert Claiborne	9	117	1
11-4-89	New Mexico* (W, 45-28)	Robert Claiborne	7	157	1
		Jimmy Raye	8	142	1
9-29-90	Air Force* (W, 48-18)	Patrick Rowe	5	112	1
		Dennis Arey	4	104	2
10-6-90	at Wyoming* (L, 51-52)	Patrick Rowe	10	174	1
		Dennis Arey	8	171	3
11-3-90	Utah* (W, 66-14)	Patrick Rowe	7	120	2
		Dennis Arey	7	102	2
11-10-90	Hawaii* (W, 44-38)	Jimmy Raye	10	209	1
		Patrick Rowe	6	155	0
11-17-90	at New Mexico* (W, 40-34)	Dennis Arey	8	150	0
		Patrick Rowe	6	131	0
		Jimmy Raye	8	110	2
11-24-90	UTEP* (W, 53-31)	Patrick Rowe	7	161	1
		Dennis Arey	8	105	0
12-1-90	(2) Miami (L, 28-30)	Patrick Rowe	9	102	0
		Dennis Arey	7	101	1
11-16-91	Brigham Young* (T, 52-52)	Damay Scott	8	243	2
		Marshall Faulk	6	116	2
9-28-95	Nevada (W, 30-27)	Will Blackwell	8	119	1
		Az Hakim	5	106	1
10-21-95	San José State (W, 49-20)	DeAndre Maxwell	5	131	2
		Az Hakim	3	103	2
11-18-95	at Hawaii* (W, 49-10)	Will Blackwell	7	136	1
		Az Hakim	4	123	1
9-14-96	at California (L, 37-42)	Will Blackwell	11	280	4
		Az Hakim	6	140	0
11-7-96	(16) Wyoming* (W, 28-24)	Leandrew Childs	11	152	1
		Will Blackwell	8	101	0
11-23-96	Fresno State* (W, 31-21)	Will Blackwell	8	145	1
		Nathaniel Jacquet	5	110	0
9-5-97	Navy (W, 45-31)	Az Hakim	6	172	2
		Taj Johnson	6	163	1
9-14-02	Arizona State (L, 28-39)	J.R. Tolver	12	296	1
		Kassim Osgood	10	158	1
9-21-02	at Idaho (L, 38-48)	J.R. Tolver	14	184	3
		Kassim Osgood	6	178	1
11-23-02	at Air Force* (W, 38-34)	J.R. Tolver	13	126	0
		Kassim Osgood	12	123	1
12-7-02	at Hawaii* (L, 40-41)	J.R. Tolver	18	283	2
		Kassim Osgood	5	126	1
9-18-04	at (17) Michigan (L, 21-24)	Robert Ortiz	7	125	1
		Jeff Webb	11	107	1
12-3-05	at Hawaii* (L, 38-49)	Jeff Webb	13	142	2
		Chaz Schilens	8	119	1
9-27-08	Idaho (W, 45-17)	Vincent Brown	8	183	3
		Mekell Wesley	6	109	0

10-30-10	at Wyoming (W, 48-38)	DeMarco Sampson	7	175	2
		Vincent Brown	5	144	0
11-20-10	(25) Utah (L, 34-38)	Vincent Brown	8	184	3
		DeMarco Sampson	12	154	0
11-19-11	(10) Boise State (L, 35-52)	Colin Lockett	8	149	0
		Gavin Escobar	8	113	2
12-3-11	Fresno State (W, 35-28)	Gavin Escobar	6	125	0
		Colin Lockett	6	102	0

CONSECUTIVE 100-YARD RECEIVING GAMES

Date	Opponent	No.	Yds.	TDs
Patrick Rowe - 9				
9-22-90	at (4) Brigham Young*	6	116	1
9-29-90	Air Force*	5	112	1
10-6-90	at Wyoming*	10	174	1
10-13-90	at UCLA	11	224	1
11-3-90	Utah*	7	120	2
11-10-90	Hawaii*	6	155	0
11-17-90	at New Mexico*	6	131	0
11-24-90	UTEP*	7	161	1
12-1-90	(2) Miami	9	102	0
Gary Garrison - 7				
10-24-64	at UC Santa Barbara	9	149	1
10-31-64	Fresno State*	11	289	4
11-14-64	CSUN*	7	146	2
11-21-64	Cal Western	14	103	1
11-28-64	at San José State	6	116	1
9-18-65	Pacific	10	126	2
9-25-65	Akron	10	152	1
Vincent Brown - 5				
11-22-08	UNLV*	8	119	0
9-5-09	at UCLA	5	139	1
9-12-09	Southern Utah	6	142	1
9-19-09	at Idaho	13	143	1
9-26-09	at Air Force*	10	123	2
Tim Delaney - 5				
11-1-69	at Fresno State*	10	162	1
11-8-69	Pacific*	8	133	3
11-15-69	New Mexico State	16	275	6
11-22-69	North Texas	12	183	1
11-29-69	Long Beach State*	13	203	2
Kassim Osgood - 4				
9-7-02	at (17) Colorado	14	178	0
9-14-02	Arizona State	10	158	1
9-21-02	at Idaho	6	178	1
9-28-02	UCLA	10	145	1
Darnay Scott - 4				
9-11-93	at California	7	160	2
9-18-93	at Air Force*	11	217	2
9-25-93	Minnesota	9	139	2
9-30-93	UCLA	8	148	1
Dennis Arey - 4				
9-15-90	Navy	4	117	1
9-22-90	at (4) Brigham Young*	11	133	0
9-29-90	Air Force*	4	104	2
10-6-90	at Wyoming*	8	171	3
Ezell Ruffin - 3				
10-10-13	at Air Force*	6	108	1
10-26-13	(18) Fresno State*	10	181	0
11-2-13	New Mexico	7	165	2
DeMarco Sampson - 3				
10-16-10	(25) Air Force*	4	106	0
10-23-10	at New Mexico*	7	127	2
10-30-10	at Wyoming*	7	175	2
Chaz Schilens - 3				
11-17-07	at Air Force*	8	215	0
11-24-07	TCU*	6	174	1
12-1-07	(21) Brigham Young*	8	106	0
Kassim Osgood - 3				
11-15-02	Colorado State*	10	170	1
11-23-02	at Air Force*	12	123	1
12-7-02	at Hawaii*	5	126	1
Az Hakim - 3				
9-5-97	Navy	6	172	2
9-13-97	at Washington	7	108	0
9-20-97	at Wisconsin	10	107	1
Will Blackwell - 3				
11-7-96	Wyoming*	8	101	0



PATRICK ROWE

11-16-96	at UNLV*	12	196	1
11-23-96	Fresno State*	8	145	1
Az Hakim - 3				
9-7-96	Idaho	6	174	1
9-14-96	at California	6	140	0
9-21-96	Oklahoma	6	120	3
Dennis Arey - 3				
11-17-90	at New Mexico*	8	150	0
11-24-90	UTEP*	8	105	0
12-1-90	(2) Miami	7	101	1

Robert Claiborne - 3				
9-23-89	Cal State Fullerton	6	137	0
9-30-89	at Utah*	9	117	1
10-7-89	at (20) Hawaii*	7	144	1

Jim Sandusky - 3				
10-1-83	at Hawaii*	8	162	2
10-8-83	Long Beach State	11	115	0
10-15-83	at Colorado State*	5	131	1

Dwight McDonald - 3				
11-16-74	New Mexico State	7	104	1
11-23-74	Bowling Green	11	173	1
11-30-74	Utah State	11	150	2

Tom Reynolds - 3				
11-20-71	Arizona	9	140	0
11-27-71	Iowa State	10	151	3
12-4-71	North Texas	9	172	1

Tom Nettles - 3				
9-28-68	at Montana State	6	136	1
10-12-68	Texas Southern	4	105	0
10-19-68	Cal State L.A.	5	124	1

1,000-YARD RECEIVING SEASONS

Date	Opponent	Att.	Yds.	TD
Jim Allison, 1964				
Game-By-Game Unavailable				

Date	Opponent	Att.	Yds.	TD
Gary Garrison, 1964				
S.19	at Cal Poly Pomona	8	120	1
S.26	San Francisco State	5	55	0
O.3	at Cal Poly SLO*	9	169	3
O.10	at Long Beach State*	2	43	1
O.17	Cal State L.A.*	7	82	0
O.24	UC Santa Barbara	9	149	2
O.31	Fresno State*	11	289	4
N.14	CSUN* (1K)	7	146	2
N.21	Cal Western	14	103	1
N.28	at San José State	6	116	1
TOTALS (10 games)		78	1,272	15

Date	Opponent	Att.	Yds.	TD
Haven Moses, 1966				
S.17	Mexico Poly	4	184	3
S.24	at Weber State	4	84	0
O.1	at Cal Poly SLO*	6	60	0
O.8	at Long Beach State*	7	162	0
O.19	at San José State	6	80	2
O.29	Fresno State*	5	129	0
N.5	North Dakota State	6	130	1
N.12	CSUN*	6	85	0
N.19	Northern Arizona	4	43	0
N.26	Cal State L.A.* (1K)	9	193	2
TOTALS (10 games)		57	1,150	8

Camellia Bowl (Sacramento, Calif.)				
D.10	vs. Montana State	5	56	2
TOTALS (11 games)		62	1,206	10

Date	Opponent	No.	Yds.	TD
Craig Scoggins, 1966				
S.17	Mexico Poly	3	92	1
S.24	at Weber State	10	140	2
O.1	at Cal Poly SLO*	11	91	0
O.8	at Long Beach State*	9	124	1
O.19	at San José State	2	25	0

Receiving



10 STRAIGHT BOWL GAME APPEARANCES ▶ 21 CONFERENCE CHAMPIONSHIPS

RECEIVING RECORDS

O.29	Fresno State*	4	65	1
N.5	North Dakota State	9	161	0
N.12	CSUN*	8	73	1
N.19	Northern Arizona	9	192	0
N.26	Cal State L.A.* (1K)	15	239	2
TOTALS (10 games)		80	1,202	8

Camellia Bowl (Sacramento, Calif.)

D.10	vs. Montana State	5	99	0
TOTALS (11 games)		85	1,301	8

Tom Nettles, 1968 Sr.

Date	Opponent	No.	Yds.	TD
S.14	UT Arlington	4	39	0
S.20	Northern Illinois	6	10	2
S.28	at Montana State	6	136	1
O.12	Texas Southern	4	105	0
O.19	Cal State L.A.	5	124	1
O.26	San José State	5	52	2
N.2	Fresno State	9	175	3
N.9	Southern Mississippi (1K)	11	362	4
N.23	Tennessee State	5	92	1
N.30	Utah State	7	132	0
TOTALS (10 games)		62	1,227	14

Tim Delaney, 1969 Jr.

Date	Opponent	No.	Yds.	TD
S.27	Cal State L.A.*	8	94	0
O.4	at San José State*	6	73	1
O.11	at West Texas State	6	79	0
O.18	at UT Arlington	2	29	0
O.25	UC Santa Barbara*	4	28	0
N.1	at Fresno State*	10	162	1
N.8	Pacific*	8	133	3
N.15	New Mexico State	16	275	6
N.22	North Texas (1K)	12	183	1
N.29	Long Beach State*	13	203	2
TOTALS (10 games)		85	1,259	14

Pasadena Bowl (Pasadena, Calif.)

D.6	vs. Boston University	4	41	0
TOTALS (11 games)		89	1,300	14

Tom Reynolds, 1971 Sr.

Date	Opponent	No.	Yds.	TD
S.25	at Southern Mississippi	7	82	0
O.2	Northern Illinois	did not play		
O.9	Pacific*	3	49	0
O.16	at UC Santa Barbara*	6	98	2
O.22	Utah State	17	290	1
O.30	at Fresno State*	1	9	0
N.6	at San José State*	3	60	0
N.13	Long Beach State*	2	19	0
N.20	Arizona	9	140	0
N.27	Iowa State	10	151	3
D.4	North Texas (1K)	9	172	1
TOTALS (10 games)		67	1,070	7

Dwight McDonald, 1974 Sr.

Date	Opponent	No.	Yds.	TD
S.14	at Arizona	9	122	1
S.21	Tampa	5	105	1
S.28	at UTEP	5	59	1
O.12	Fresno State*	9	82	0
O.19	San José State*	6	84	0
O.26	Long Beach State*	6	59	0
N.2	at North Texas	14	196	0
N.9	Pacific*	3	23	0
N.16	New Mexico State	7	104	1
N.23	Bowling Green (1K)	11	173	1
N.30	Utah State	11	150	2
TOTALS (11 games)		86	1,157	7

Jim Sandusky, 1983 Sr.

Date	Opponent	No.	Yds.	TD
S.3	at Tulsa	5	99	0
S.10	California	4	102	0
S.17	at Utah*	3	51	0
S.24	at UTEP*	5	95	0
O.1	at Hawaii*	8	162	2
O.8	Long Beach State	11	115	0
O.15	at Colorado State*	5	131	1
O.22	Brigham Young*	11	93	1
O.27	at UNLV	3	55	0
N.12	Wyoming* (1K)	4	109	1

N.19	at New Mexico*	7	101	0
D.3	Air Force*	3	58	1
TOTALS (12 games)		69	1,171	6

Webster Slaughter, 1985 Sr.

Date	Opponent	No.	Yds.	TD
S.14	Long Beach State	5	114	1
S.21	at UCLA	13	116	2
S.28	Colorado State*	2	23	0
O.5	Stanford	4	121	2
O.12	at Brigham Young*	6	43	0
O.19	Utah*	7	110	1
O.26	Oregon	15	168	2
N.2	at Air Force*	4	31	1
N.9	at Wyoming*	8	113	0
N.16	UTEP*	2	24	0
N.23	New Mexico* (1K)	13	183	1
N.30	at Hawaii*	3	25	0
TOTALS (12 games)		82	1,071	10

Dennis Arey, 1990 Sr.

Date	Opponent	No.	Yds.	TD
S.8	at Oregon	4	51	0
S.15	Long Beach State	4	117	1
S.22	at Brigham Young*	11	133	0
S.29	Air Force*	4	104	2
O.6	at Wyoming*	8	171	3
O.13	at UCLA	5	64	1
N.3	Utah*	7	102	2
N.10	Hawaii*	2	20	0
N.17	at New Mexico*	8	150	0
N.24	UTEP* (1K)	8	105	0
D.1	Miami	7	101	1
TOTALS (11 games)		68	1,118	10

Patrick Rowe, 1990 Jr.

Date	Opponent	No.	Yds.	TD
S.8	at Oregon	2	42	1
S.15	Long Beach State	2	55	0
S.22	at Brigham Young*	6	116	1
S.29	Air Force*	5	112	1
O.6	at Wyoming*	10	174	1
O.13	at UCLA	11	224	1
N.3	Utah*	7	120	2
N.10	Hawaii*	6	155	0
N.17	at New Mexico* (1K)	6	131	0
N.24	UTEP*	7	161	1
D.1	Miami	9	102	0
TOTALS (11 games)		71	1,392	8

Darnay Scott, 1992 So.

Date	Opponent	No.	Yds.	TD
S.5	USC	7	78	1
S.10	at Brigham Young*	7	105	2
S.26	at UCLA	1	45	0
O.3	at New Mexico*	7	100	0
O.17	UTEP*	12	274	3
O.24	Air Force*	6	57	0
O.31	at Colorado State*	5	43	0
N.7	at Wyoming*	3	42	0
N.14	Hawaii*	7	132	1
N.21	Fresno State* (1K)	7	204	1
N.28	Miami	6	70	1
TOTALS (11 games)		68	1,150	9

Darnay Scott, 1993 Jr.

Date	Opponent	No.	Yds.	TD
S.4	CSUN	7	91	0
S.11	at California	7	160	2
S.18	at Air Force*	11	217	2
S.25	Minnesota	9	139	2
S.30	UCLA	8	148	1
O.9	at Hawaii*	4	93	1
O.16	Colorado State*	5	68	0
O.23	New Mexico* (1K)	7	122	1
O.30	at Utah*	9	113	1
N.11	Brigham Young*	did not play		
N.20	at Fresno State*	5	91	0
N.27	Wyoming*	3	20	0
TOTALS (11 games)		75	1,262	10

Will Blackwell, 1995 So.

Date	Opponent	No.	Yds.	TD
S.2	California	4	32	0
S.9	at Oklahoma	8	84	0
S.16	at Brigham Young*	15	197	2
S.28	Nevada	8	119	1
O.7	at Utah*	10	81	1
O.14	Fresno State*	8	172	1
O.21	San José State	did not play		
O.28	at UTEP*	1	1	0
N.4	New Mexico*	8	210	1
N.11	Wyoming*	5	65	1
N.18	at Hawaii* (1K)	7	136	1
N.25	Colorado State*	12	110	0
TOTALS (11 games)		86	1,207	8

Az Hakim, 1995 So.

Date	Opponent	No.	Yds.	TD
S.2	California	7	73	0
S.9	at Oklahoma	6	94	1
S.16	at Brigham Young*	4	73	1
S.28	Nevada	5	106	1
O.7	at Utah*	6	90	1
O.14	Fresno State*	2	31	0
O.21	San José State	3	103	2
O.28	at UTEP*	5	120	0
N.4	New Mexico*	4	76	1
N.11	Wyoming*	4	69	0
N.18	at Hawaii*	4	123	1
N.25	Colorado State* (1K)	7	64	0
TOTALS (12 games)		57	1,022	8

Will Blackwell, 1996 Jr.

Date	Opponent	No.	Yds.	TD
S.7	Idaho	did not play		
S.14	at California	11	280	4
S.21	Oklahoma	did not play		
O.12	Hawaii*	1	8	0
O.19	at New Mexico*	3	98	2
O.26	at Colorado State*	5	22	1
N.2	at San José State*	5	64	2
N.7	Wyoming*	8	101	0
N.16	at UNLV*	12	196	1
N.23	Fresno State*	8	145	1
N.28	Air Force* (1K)	7	86	0
TOTALS (9 games)		60	1,000	11

Kassim Osgood, 2002 Sr.

Date	Opponent	No.	Yds.	TD
A.29	at Fresno State	9	58	0
S.7	at (17) Colorado	14	178	0
S.14	Arizona State	10	158	1
S.21	at Idaho	6	178	1
S.28	UCLA	10	145	1
O.12	Utah*	8	94	1
O.19	at Wyoming*	3	73	1
O.26	UNLV*	5	40	0
N.2	at Brigham Young* (1K)	12	138	0
N.9	at New Mexico*	4	71	0
N.15	(17) Colorado State*	10	170	1
N.23	at Air Force*	12	123	1
D.7	at Hawaii*	5	126	1
TOTALS (13 games)		108	1,552	8

J.R. Tolver, 2002 Sr.

Date	Opponent	No.	Yds.	TD
A.29	at Fresno State	10	158	1
S.7	at (17) Colorado	8	79	0
S.14	Arizona State	12	296	1
S.21	at Idaho	14	184	3
S.28	UCLA	3	30	0
O.12	Utah*	16	185	1
O.19	at Wyoming* (1K)	7	133	0
O.26	UNLV*	9	151	2
N.2	at Brigham Young*	4	30	1
N.9	at New Mexico*	4	34	0
N.15	(17) Colorado State*	10	96	2
N.23	at Air Force*	13	126	0
D.7	at Hawaii*	18	283	2
TOTALS (13 games)		128	1,785	13

Jeff Webb, 2005 Sr.

Date	Opponent	No.	Yds.	TD
S.3	UCLA	5	71	1
S.10	at Air Force*	8	91	0
S.17	at (9) Ohio State	4	18	0
S.24	San José State	8	133	1
O.1	Brigham Young*	13	129	0
O.8	at UNLV*	3	25	0
O.15	at Utah*	9	142	2
O.22	New Mexico*	9	132	2
O.29	(20) TCU*	9	50	1
N.12	at Colorado State*	4	61	1
N.19	Wyoming*	7	115	0
D.3	at Hawaii* (1K)	13	142	2
TOTALS (12 games)		92	1,109	10

Vincent Brown, 2010 Sr.

Date	Opponent	No.	Yds.	TD
S.4	Nicholls State	5	39	0
S.11	at New Mexico State	5	99	0
S.18	at Missouri	5	17	0
S.25	Utah State	5	177	2
O.9	at Brigham Young*	6	101	1
O.16	(23) Air Force*	3	60	0
O.23	at New Mexico*	7	85	0
O.30	at Wyoming*	5	144	0
N.6	Colorado State*	3	40	0
N.13	at (3) TCU*	4	167	2
N.20	(25) Utah* (1K)	8	184	3
N.27	UNLV*	5	74	1
TOTALS (12 games)		61	1,187	9

Poinsettia Bowl (San Diego, Calif.)

D.23	Navy	8	165	1
TOTALS (13 games)		69	1,352	10

DeMarco Sampson, 2010 Sr.

Date	Opponent	No.	Yds.	TD
S.4	Nicholls State	7	179	2
S.11	at New Mexico State	4	73	0
S.18	at Missouri	6	81	0
S.25	Utah State	2	40	0
O.9	at Brigham Young*	4	47	0
O.16	(23) Air Force*	4	106	0
O.23	at New Mexico*	7	127	2
O.30	at Wyoming*	7	175	2
N.6	Colorado State*	2	23	0
N.13	at (3) TCU*	4	42	0
N.20	(25) Utah* (1K)	12	154	0
N.27	UNLV*	6	128	2

Total Offense



10 STRAIGHT BOWL GAME APPEARANCES ► 21 CONFERENCE CHAMPIONSHIPS

Bold indicates set by a current Aztec
* - Indicates conference game.

■ Team Records

Most Plays

Game: 110, vs. North Texas, 11/22/69
Season: 972, in 2013 (8-5)

Fewest Plays

Game: 31, vs. Army (FWB), 12/23/17
Season: 418, in 1959 (1-6-1)

Most Yards

Game: 769, vs. New Mexico State, 11/15/69
Season: 5,937, in 2010 (9-4)

Fewest Yards

Game: 85, at TCU*, 10/4/08
Season: 1,397, in 1960 (1-6-1)

Most Yards Per Game

Season: 527.9, in 1990 (6-5)

Fewest Yards Per Game

Season: 174.6, in 1960 (1-6-1)

Most Yards Per Play

Season: 6.86, in 2010 (9-4)

MOST YARDAGE

Pl.	Opponent (Plays) Date	Yards
1.	vs. New Mexico State (81), Nov. 15, 1969	769
2.	vs. Mexico Poly (56), Sept. 17, 1966	730
3.	vs. Pacific (99), Sept. 14, 1991	699
4.	vs. Brigham Young* (79), Nov. 16, 1991	695
5.	vs. UTEP* (95), Nov. 24, 1990	688
	at New Mexico* (95), Nov. 17, 1990	688
7.	vs. Long Beach State (84), Oct. 24, 1987	676
8.	vs. (23) Hawaii* (83), Nov. 14, 1992	675
9.	at UNLV* (76), Nov. 16, 1996	670
10.	at Utah* (86), Sept. 30, 1989	659

MOST OFFENSIVE PLAYS

Pl.	Opponent (Yards) Date	Plays
1.	vs. North Texas (634), Nov. 22, 1969	110
2.	vs. UTEP* (492), Nov. 17, 1979	102
3.	at (4) Brigham Young* (496), Sept. 22, 1990	101
4.	vs. Eastern Illinois (440), Aug. 31, 2013	99
	vs. Pacific (699), Sept. 14, 1991	99
	vs. North Texas (417), Dec. 4, 1971	99
7.	at (1) Miami (427), Nov. 30, 1991	97
	at Long Beach State (524), Oct. 28, 1978	97
9.	vs. (25) UCLA (380), Sept. 30, 1993	96
	at Wyoming* (530), Nov. 9, 1985	96
	at (19) Iowa State (496), Sept. 16, 1978	96

SINGLE-SEASON HIGHS

Total Plays	Yards
1. 972, in 2013 (8-5)	1. 5,937, in 2010 (9-4)
2. 955, in 1991 (8-4-1)	2. 5,798, in 1990 (6-5)
3. 954, in 2002 (4-9)	3. 5,785, in 1995 (8-4)
4. 951, in 1989 (6-5-1)	4. 5,739, in 1991 (8-4-1)
5. 935, in 2011 (8-5)	5. 5,703, in 2016 (11-3)
6. 933, in 2019 (10-3)	6. 5,610, in 1989 (6-5-1)
7. 927, in 2015 (11-3)	7. 5,586, in 1993 (6-6)
8. 927, in 1990 (6-5)	8. 5,556, in 2011 (8-5)
9. 924, in 1987 (5-7)	9. 5,524, in 2013 (8-5)
10. 914, in 1993 (8-4)	10. 5,322, in 1969 (11-0)

Yards Per Game

1. 532.2, in 1969 (11-0)	1. 62, in 2016 (11-3)
2. 527.9, in 1990 (6-5)	2. 61, in 1969 (11-0)
3. 482.1, in 1995 (8-4)	3. 58, in 2010 (9-4)
4. 478.3, in 1991 (8-4-1)	4. 57, in 2015 (11-3)
5. 476.5, in 1996 (8-3)	57, in 1990 (6-5)
6. 467.5, in 1989 (6-5-1)	6. 53, in 2011 (8-5)
7. 465.5, in 1993 (6-6)	7. 52, in 2017 (10-3)
8. 456.7, in 2010 (9-4)	8. 51, in 2012 (9-4)
9. 438.6, in 1987 (5-7)	51, in 1996 (8-3)
10. 436.8, in 1985 (5-6-1)	51, in 1995 (8-4)
	51, in 1993 (8-4)

Touchdowns

■ Individual Records

Most Plays

Game: 70, Todd Santos vs. Stanford, 10/17/87
Season: 584, Matt Kofler, 1981
Career: 1,822, Ryan Lindley, 2008-09-10-11

Most Yards

Game: 528, David Lowery vs. Brigham Young*, 11/16/91 and Dan McGwire at New Mexico*, 10/17/87
Season: 3,799, Ryan Lindley, 2010
Career: 12,415, Ryan Lindley, 2008-09-10-11

Touchdowns Responsible For

Game: 9, Dennis Shaw vs. New Mexico State, 11/15/69
Season: 45, Dennis Shaw, 1969
Career: 92, Ryan Lindley, 2008-09-10-11

Games with 100 Yards Passing and 100 Yards Rushing

Career: 1, Kevin O'Connell at Brigham Young*, 11/6/04 (229 passing, 101 rushing) and 1, Joe Turpin vs. Cal Poly SLO, 9/30/67 (102 passing, 116 rushing)

SEASON

Pl.	Player, Season	Yards
1.	Ryan Lindley, 2010	3,799
2.	Todd Santos, 1987	3,688
3.	Dan McGwire, 1990	3,664
4.	Matt Kofler, 1981	3,528
5.	Kevin O'Connell, 2007	3,471
6.	Dan McGwire, 1989	3,423
7.	Billy Blanton, 1995	3,324
8.	Dennis Shaw, 1969	3,197
9.	Billy Blanton, 1996	3,161
10.	Adam Hall, 2002	3,143
11.	Ryan Lindley, 2011	3,102
12.	Kevin O'Connell, 2005	3,065
13.	Ryan Lindley, 2009	2,923
14.	Jesse Freitas, 1973	2,901
15.	Quinn Kaehler, 2013	2,898

SEASON PER GAME

Pl.	Player, Season	YPG
1.	Dan McGwire, 1990	333.1
2.	Matt Kofler, 1981	320.7
3.	Todd Santos, 1987	307.3
4.	Ryan Lindley, 2010	292.2
5.	Dennis Shaw, 1969	290.6

CAREER PER GAME

(minimum 15 attempts per game)

Pl.	Player, Seasons	YPG
1.	Dan McGwire, 1989-90	308.1
2.	Dennis Shaw, #1968-69	268.6
3.	Billy Blanton, 1993-94-95-96	258.5
4.	Ryan Lindley, 2008-09-10-11	253.4
5.	Tim Gutierrez, 1992-93-94	234.2

- Shaw's 1968 Division II season stats are included



RYAN LINDLEY

TOTAL OFFENSE/CAREER

Pl.	Player	Seasons	Rush	Rush TDs	Passing	Pass TDs	Total Off.
1.	Ryan Lindley	2008-09-10-11	-275	2	12,690	90	12,415
2.	Todd Santos	1984-85-86-87	-912	1	11,425	70	10,513
3.	Kevin O'Connell	2004-05-06-07	1,312	19	7,689	46	9,001
4.	Billy Blanton	1993-94-95-96	-151	1	8,165	67	8,014
5.	Dan McGwire	1989-90	-397	3	7,484	43	7,087
6.	Donnel Pumphrey	2013-14-15-16	6,405	62	16	1	6,421
7.	David Lowery	1989-91-92-93	-68	4	5,998	44	5,930
8.	Brian Sipe	1969-70-71	-333	1	5,707	44	5,374
9.	Dennis Shaw	1968-69	47	14	5,324	58	5,371
10.	Christian Chapman	2015-16-17-18	90	1	5,085	39	5,175
11.	Adam Hall	2001-02-03	-166	1	5,173	24	5,007
12.	Quinn Kaehler	2013-14	-214	1	5,164	28	4,950
13.	Matt Kofler	1980-81	215	14	4,476	24	4,691
14.	Ryan Agnew	2016-17-18-19	342	1	4,189	24	4,531
15.	Tim Gutierrez	1992-93-94	-291	0	4,740	36	4,449
16.	Mark Halda	1977-78-79-80	-365	1	4,812	29	4,447
17.	Mark McKay	1982-83	-181	3	4,475	24	4,294
18.	Lon Sheriff	1999-00-01-02	-368	1	4,533	16	4,165
19.	Craig Penrose	1974-75	-248	2	4,343	25	4,095
20.	Jesse Freitas	1972-73	-123	4	4,193	28	4,070

■ Single-Game Total Offense Leaders

TOTAL OFFENSE

Pl.	Player	Opponent, Date	Rushing	Passing	Total	TDRF
1.	David Lowery	vs. Brigham Young*, Nov. 16, 1991	-40	568	528	5
	Dan McGwire	at New Mexico*, Nov. 17, 1990	-2	530	528	2
3.	Dennis Shaw	vs. Southern Mississippi, Nov. 9, 1968	2	524	526	7
4.	Ryan Lindley	vs. (25) Utah*, Nov. 20, 2010	-10	528	518	4
5.	Matt Kofler	vs. (12) Iowa State, Oct. 10, 1981	73	444	517	5
6.	Mark McKay	at Hawaii*, Nov. 6, 1982	-3	513	510	1
7.	Todd Santos	vs. Stanford, Oct. 17, 1987	-32	536	504	5
8.	Dan McGwire	vs. Utah*, Sept. 30, 1989	-12	510	498	2
9.	Adam Hall	vs. Arizona State, Sept. 14, 2002	-19	516	497	3
10.	Adam Hall	at Idaho, Sept. 21, 2002	-10	506	496	5

Total Offense



10 STRAIGHT BOWL GAME APPEARANCES ► 21 CONFERENCE CHAMPIONSHIPS

AZTEC FOOTBALL MEDIA GUIDE

■ Annual Total Offense Leaders

Year	Player	Cl.	NR	CR	Pass	Rush	Total	TDR
1947	John Simcox	Jr.			317	295	612	8
1948	John Simcox	Sr.			665	88	753	6
1949	Leon Parma	Jr.			603	-30	573	9
1950	Art Preston	Jr.			0	780	780	7
1951	Jesse Thompson	Sr.			1,304	-113	1,191	13
1952	Norm Nygaard	So.			0	1,016	1,016	9
1953	Norm Nygaard	Jr.			0	889	889	12
1954	Norm Nygaard	Sr.			0	714	714	4
1955	Don Magee	So.			792	-155	637	4
1956	Claude Lewis	Sr.			0	470	470	4
1957	Joe Duke	So.			719	-3	716	5
1958	Joe Duke	Jr.			787	-122	665	7
1959	Joe Duke	Sr.			696	47	743	8
1960	Russ Boehmke	So.			293	111	404	2
1961	Wayne Sevier	Jr.			463	319	782	13
1962	Wayne Sevier	Sr.	3		578	289	867	9
1963	Rod Dowhower	Jr.	3		1,136	98	1,234	16
1964	Rod Dowhower	Sr.	1		1,728	6	1,734	27
1965	Don Horn	Jr.			1,688	-66	1,622	23
1966	Don Horn	Sr.		2	2,234	-38	2,196	21
1967	Joe Turpen	Jr.			495	284	779	11
1968	Dennis Shaw	Jr.			2,139	35	2,174	27
1969	Dennis Shaw	Sr.		1	3,185	12	3,197	45
1970	Brian Sipe	Jr.	7	1	2,618	-196	2,422	23
1971	Brian Sipe	Sr.		1	2,532	-204	2,328	17
1972	Bill Donckers	Sr.		5	1,325	223	1,558	14
1973	Jesse Freitas	Sr.	1	1	2,993	-92	2,901	23
1974	Craig Penrose	Jr.	20	4	1,683	-78	1,605	12
1975	Craig Penrose	Sr.	2	1	2,660	-191	2,469	15
1976	David Turner	Jr.			16	982	998	7
1977	Joe Davis	Sr.			2,260	-152	2,208	25
1978	Mark Halda	So.			2,262	-99	2,163	14
1979	Mark Halda	Jr.			1,684	-132	1,552	11
1980	Matt Kofler	Jr.			1,139	24	1,163	10
1981	Matt Kofler	Sr.			3,337	191	3,528	28
1982	Mark McKay	Jr.			1,985	4	1,989	12
1983	Mark McKay	Sr.			2,490	-185	2,305	15
1984	Todd Santos	Fr.			2,063	-233	1,830	9
1985	Todd Santos	So.			2,877	-111	2,766	21
1986	Todd Santos	Jr.			2,553	-324	2,229	15
1987	Todd Santos	Sr.	1	1	3,932	-244	3,688	26
1988	Brad Platt	Sr.			1,466	-190	1,276	6
1989	Dan McGwire	Jr.			3,651	-228	3,423	18
1990	Dan McGwire	Sr.			3,833	-169	3,664	28
1991	David Lowery	So.			2,575	15	2,590	22
1992	David Lowery	Jr.			2,632	-71	2,561	21
1993	Tim Gutierrez	Jr.			3,033	-209	2,824	24
1994	Tim Gutierrez	Sr.			1,575	-76	1,499	11
1995	Billy Blanton	Jr.			3,300	24	3,324	23
1996	Billy Blanton	Sr.			3,221	-60	3,161	30
1997	Kevin McKechnie	Sr.			1,449	-23	1,426	11
1998	Brian Russell	So.		11	1,438	176	1,614	13
1999	Jack Hawley	Jr.		3	1,942	90	2,032	16
2000	Lon Sheriff	So.	50	4	2,163	-162	2,001	7
2001	Larry Ned	Sr.		9	0	1,549	1,549	15
2002	Adam Hall	Jr.	10	1	3,253	-110	3,143	17
2003	Adam Hall	Sr.		5	1,320	-56	1,264	6
2004	Kevin O'Connell	Fr.	69	5	1,328	347	1,675	10
2005	Kevin O'Connell	So.	29	3	2,663	402	3,065	24
2006	Kevin O'Connell	Jr.			635	155	790	5
2007	Kevin O'Connell	Sr.	24	2	3,063	408	3,471	26
2008	Ryan Lindley	Fr.	42	4	2,653	-62	2,591	17
2009	Ryan Lindley	So.	39	3	3,054	-131	2,923	24
2010	Ryan Lindley	Jr.	14	1	3,830	-31	3,799	28
2011	Ryan Lindley	Sr.	42	3	3,153	-51	3,102	23
2012	Ryan Katz	Sr.			1,348	287	1,635	17
2013	Quinn Kaehler	Jr.	46	7	3,007	-109	2,898	20
2014	Quinn Kaehler	Sr.	97	10	2,052	-105	2,157	9
2015	Donnel Pumphrey	Jr.			16	1,653	1,669	18
2016	Donnel Pumphrey	Sr.	104	8	0	2,133	2,133	17
2017	Rashaad Penny	Sr.	88	9	0	2,248	2,248	23
2018	Ryan Agnew	Jr.	102	8	1,651	141	1,792	10
2019	Ryan Agnew	Sr.	77	7	2,462	116	2,578	15

NR - national ranking in total yards per game. CR - conference ranking in total yards per game. TDR - touchdowns responsible for (passing TDs + rushing TDs).

■ Division I Era Team Records

MOST FIRST DOWNS

Pl.	Opponent	Date	First Downs
1.	vs. Long Beach State	10/24/87	37
2.	vs. New Mexico State	11/15/69	36
3.	vs. UTEP*	11/24/90	35
	at New Mexico*	9/27/86	35
	vs. North Texas	11/24/73	35
6.	vs. Pacific	9/14/91	34
	at New Mexico*	11/17/90	34
	at Long Beach State	10/28/78	34
9.	vs. North Texas	11/22/69	33
10.	at New Mexico*	10/3/92	32
	at UTEP*	10/28/89	32
	vs. Utah*	9/12/87	32
	in a Mountain West game		
	at San José State*	11/4/17	31
	against a nationally ranked opponent		
	vs. (23) Hawai'i	11/14/92	30
	at (19) Iowa State	9/16/78	30

MOST YARDS PER PLAY

Pl.	Opponent	Date	Yards/Play
1.	at Nevada*	11/12/16	10.16
2.	vs. San José State	10/21/95	9.98
3.	vs. New Mexico State	11/15/69	9.49
4.	vs. Army (AFB)	12/23/17	9.03
5.	vs. Navy	9/5/97	8.92
6.	vs. Portland State	9/22/07	8.90
7.	at UNLV*	11/16/96	8.82
8.	vs. Brigham Young*	11/16/91	8.80
9.	vs. Fresno State*	10/14/95	8.75
10.	vs. North Dakota	9/15/12	8.74
	against a nationally ranked opponent		
	vs. (25) Utah*	11/20/10	7.83
	vs. (13) Florida State	11/19/77	7.83


HB - Hawai'i Bowl; PB - Poinsettia Bowl.

LARGEST TOTAL OFFENSE MARGIN

Pl.	Opponent	Date	Yards
1.	at San José State*	11/4/17	448
2.	vs. Eastern Illinois	10/6/01	403
3.	at Kansas	9/25/99	391
4.	vs. North Texas	11/24/73	387
	vs. New Mexico State	11/15/69	387
6.	vs. UTEP*	11/24/90	381
7.	vs. Cal State L.A.*	9/27/69	377
8.	vs. Nicholls	9/4/10	360
9.	vs. (23) Hawai'i*	11/14/92	358
10.	vs. UNLV*	11/27/10	354
	in a Mountain West game		
	at San José State*	11/4/17	448
	against a nationally ranked opponent		
	vs. (23) Hawai'i*	11/14/92	358

MOST TIME OF POSSESSION (SINCE 1982)

Pl.	Opponent	Date	TOP
1.	at San José State*	11/4/17	43:19
2.	vs. (19) Stanford	9/16/17	41:14
3.	at Colorado State*	11/12/11	40:36
4.	at San José State*	10/19/19	40:22
5.	vs. Fresno State*	11/7/98	40:05
6.	vs. UC Davis	9/2/17	39:06
7.	at Brigham Young*	10/7/06	38:55
8.	vs. UNLV*	10/26/02	38:44
9.	vs. Long Beach State	10/14/89	38:35
10.	vs. Air Force*	9/11/88	38:30
	in a Mountain West game		
	at San José State*	11/4/17	43:19
	against a nationally ranked opponent		
	vs. (19) Stanford	9/16/17	41:14



All-Purpose Yardage



10 STRAIGHT BOWL GAME APPEARANCES ► 21 CONFERENCE CHAMPIONSHIPS

Bold indicates set by a current Aztec
* - Indicates conference game.

■ Individual Records

Most Yards

Season: 2,974, Rashaad Penny, 2017
Career: 7,515, Donnel Pumphrey, 2013-14-15-16

Most Yards Per Play

Season: 21.8, Derrick Lewis, 2000
Career: 19.6, Patrick Rowe, 1987-88-90-91


SEASON

Pl.	Player, Season (Plays)	Yards
1.	Rashaad Penny, 2017 (289)	2,974
2.	Donnel Pumphrey, 2016 (377)	2,370
3.	Marshall Faulk, 1993 (347)	2,174
4.	Donnel Pumphrey, 2015 (337)	2,069
5.	Donnel Pumphrey, 2014 (299)	2,027
6.	Ronnie Hillman, 2011 (335)	1,981
7.	George Jones, 1995 (317)	1,981
8.	Jim Sandusky, 1983 (103)	1,877
9.	Rashaad Penny, 2016 (171)	1,866
10.	J.R. Tolver, 2002 (136)	1,830
11.	Webster Slaughter, 1985 (134)	1,812
12.	Marshall Faulk, 1992 (283)	1,758
13.	Patrick Rowe, 1990 (87)	1,712

ALL-PURPOSE YARDAGE/CAREER

Pl.	Player	Seasons	Rush	Rec.	KOR	PR	IR	Total
1.	Donnel Pumphrey	2013-14-15-16	6,405	1,041	69	0	0	7,515
2.	Rashaad Penny	2014-15-16-17	3,656	479	2,449	70	0	6,654
3.	Marshall Faulk	1991-92-93	4,589	973	33	0	0	5,595
4.	Darnay Scott	1991-92-93	118	3,139	1,399	2	0	4,658
5.	Monty Gilbreath	1986-87-88-89	29	2,241	1,543	795	0	4,608
6.	Colin Lockett	2010-11-12-13	190	1,999	2,187	0	0	4,376
7.	Juwan Washington	2016-17-18-19	2,699	284	1,017	0	0	4,000
8.	Vincent Brown	2007-08-09-10	34	3,110	767	46	0	3,957
9.	Patrick Rowe	1987-88-90-91	19	2,678	1,243	0	0	3,940
10.	Larry Ned	1998-99-00-01	3,562	343	0	0	0	3,905
11.	Az Hakim	1994-95-96-97	15	2,622	999	68	0	3,704
12.	J.R. Tolver	1999-00-01-02	34	3,572	66	5	0	3,677
13.	Chris Hardy	1983-84-85-86	2,341	616	685	-6	0	3,636
14.	Ronnie Hillman	2010-11	3,243	338	0	0	0	3,581
15.	Art Preston	1949-50-51	1,664	N/A	N/A	N/A	N/A	3,463
16.	Norm Nygaard	1952-53-54	2,619	92	457	37	38	3,243
17.	Adam Muema	2011-12-13	2,852	214	0	0	0	3,066

Jordan Byrd 2018-19 **492 71 465 100 0 1,128**



DARNAY SCOTT

14.	Larry Ned, 2001 (327)	1,687
15.	Darnay Scott, 1992 (93)	1,669
	David Turner, 1977 (27)	1,669

SEASON PER GAME

Pl.	Player, Season	YPG
1.	Rashaad Penny, 2017	228.8
2.	Marshall Faulk, 1993	181.2
3.	Donnel Pumphrey, 2016	169.3
4.	George Jones, 1995	163.4
5.	Juwan Washington, 2018	162.6

CAREER PER GAME

(minimum 15 games)

Pl.	Player, Seasons	YPG
1.	Marshall Faulk, 1991-92-93	174.8
2.	George Jones, 1995-96	156.1
3.	David Turner, 1976-77	151.3
4.	Darnay Scott, 1991-92-93	141.2
5.	Donnel Pumphrey, 2013-14-15-16	139.2

■ Single-Game All-Purpose Leaders

Pl.	Player	Opponent, Date	Rush	Rec.	Other	Total
1.	Rashaad Penny	vs. Nevada*, Nov. 18, 2017	222	6	201	429
2.	Marshall Faulk	vs. Pacific, Sept. 14, 1991	386	11	25	422
3.	Darnay Scott	vs. UTEP*, Oct. 17, 1992	0	274	80	354
4.	Rashaad Penny	at Arizona State, Sept. 9, 2017	219	38	99	353
5.	Darnay Scott	vs. Brigham Young*, Nov. 16, 1991	0	243	104	347
6.	Patrick Rowe	at UCLA, Oct. 13, 1990	0	224	106	330
7.	Ron Slack	vs. Long Beach State, Oct. 14, 1989	197	57	68	322
8.	Larry Ned	vs. Eastern Illinois, Oct. 6, 2001	285	34	0	319
9.	Donnel Pumphrey	vs. California, Sept. 10, 2016	281	29	0	310
10.	George Jones	vs. Fresno State*, Oct. 14, 1995	270	36	0	306
11.	Ronnie Hillman	vs. Wyoming*, Oct. 29, 2011	224	81	0	305
12.	Marshall Faulk	vs. (23) Hawai'i*, Nov. 14, 1992	300	3	0	303
13.	Marshall Faulk	at Brigham Young*, Sept. 10, 1992	299	3	0	302

■ Annual All-Purpose Leaders

Year	Player	Cl.	NR	CR	Rush	Rec.	PR	KR	IR	Yards
1970	Tim Delaney	Sr.			794					794
1971	Tom Reynolds	Sr.			1,070					1,070
1972	Tim Boyer	Jr.			464	91	324			879
1973	Keith Denson	Sr.			-21	922		339		1,240
1974	Dwight McDonald	Sr.				1,157				1,157
1975	Duke Fergerson	Sr.			-1	886		127		1,012
1976	David Turner	Jr.			982	72				1,054
1977	David Turner	Sr.			1,252	417				1,669
1978	Steve Stapler	Jr.			-1	490	13	552		1,054
1979	Tony Allen	Sr.			1,094	170				1,264
1980	Bobby Taylor	Sr.			-23	656				633
1981	Phil Smith	Jr.			-2	476		553		1,027
1982	Phil Smith	Sr.			68	355		450		873
1983	Jim Sandusky	Sr.	5	1	-15	1,171	381	340		1,877
1984	Mike Waters	Sr.			704	234		399		1,337
1985	Webster Slaughter	Sr.	10	1	58	1,071	270	413		1,812
1986	Chris Hardy	Sr.			947	287				1,234
1987	Paul Hewitt	Jr.			1,001	378				1,379
1988	Paul Hewitt	Sr.			1,055	140				1,195
1989	Monty Gilbreath	Sr.			29	903	173	206		1,311
1990	Patrick Rowe	Jr.			-4	1,392		324		1,712
1991	Marshall Faulk	Fr.	3	1	1,429	201		33		1,663
1992	Marshall Faulk	So.	3	1	1,630	128				1,758
1993	Marshall Faulk	Jr.			1,530	644				2,174
1994	Curtis Shearer	Sr.			9	737		630		1,376
1995	George Jones	Jr.			1,842	119				1,961
1996	George Jones	Sr.			968	119				1,087
1997	Jonas Lewis	So.			17	1,021		42		1,099
1998	Damon Gourdine	Jr.	26	4	26	649	294	539		1,508
1999	Larry Ned	Jr.			9	894		161		1,055
2000	Derrick Lewis	Jr.	75	4	20	782	56	296		1,154
2001	Larry Ned	Sr.	13	2	1,549	138				1,687
2002	J.R. Tolver	Sr.	24	1	40	1,785		5		1,830
2003	Lynell Hamilton	Fr.	47	3	1,087	100				1,187
2004	Brandon Bornes	Fr.			9	578		294		899
2005	Jeff Webb	Sr.			12	1,109				1,121
2006	Atiyah Henderson	Fr.			764	78				842
2007	Brett Swain	Sr.			10	3	973	88		973
2008	Atiyah Henderson	Jr.			490	228				718
2009	Vincent Brown	Jr.			10	778	33	220		1,041
2010	Ronnie Hillman	Fr.	42	1	1,532	68				1,600
2011	Ronnie Hillman	So.	15	1	1,711	270				1,981
2012	Adam Muema	So.	42	5	1,458	147				1,605
2013	Colin Lockett	Sr.	33	3	52	736		761		1,549
2014	Donnel Pumphrey	So.	8	2	1,867	160				2,027
2015	Donnel Pumphrey	Jr.	12	3	1,653	416				2,069
2016	Donnel Pumphrey	Sr.	7	2	2,133	231		6		2,370
2017	Rashaad Penny	Sr.	1	1	2,248	135	70	521		2,974
2018	Juwan Washington	Jr.			999	73		391		1,463
2019	Jordan Byrd	So.			355	64	93	319		831

NR - national ranking in yards per game. CR - conference ranking in yards per game. In some cases, SDSU had a player with a higher YPG average but the player listed as the annual leader is the individual with the most yards in the season.

Scoring



10 STRAIGHT BOWL GAME APPEARANCES ► 21 CONFERENCE CHAMPIONSHIPS

Bold indicates set by a current Aztec
 * - Indicates conference game
 ^ - Indicates Division I era record

■ Team Records

Most Points

Quarter: 31, Cal State Fullerton*, 10/4/75
Half: 49, vs. New Mexico State, 11/15/69
Game: 72, vs. UC Santa Barbara*, 11/21/53
Season: 493 in 2016 (11-3)

Fewest Points

Game: 0, many times, most recent:
 vs. Ohio (FriB), 12/19/18
Season: 50, in 1942 (0-6-1) and 1921 (4-6)

Most Points Per Game

Season: 42.2, in 1969 (11-0)

Fewest Points Per Game

Season: 6.5, in 1955 (2-8)

Most Touchdowns

Quarter: 4, 13 times, most recent:
 vs. Fresno State, 11-26-94
Half: 7 vs. New Mexico State, 11-15-69
Game: 10 vs. New Mexico State, 11-15-69
Season: 66 in 1969 (11-0)

Most Field Goals

Game: 4, nine times, most recent:
 at Utah State*, 10/26/16
Season: 21, 2016

MOST POINTS/QUARTER

Pl.	Opponent (Quarter)	Date	Points
1.	vs. Cal State Fullerton* (1st)	Oct. 4, 1975	31
2.	vs. Long Beach State (3rd)	Sept. 8, 1991	30
	vs. Northern Illinois (3rd)	Oct. 21, 1967	30
4.	vs. Fresno State* (4th)	Nov. 26, 1994	28
	vs. Navy (2nd)	Sept. 3, 1994	28
	at New Mexico* (2nd)	Nov. 17, 1990	28
	vs. Utah* (2nd)	Nov. 3, 1990	28
	vs. Utah* (1st)	Sept. 12, 1987	28
	vs. Hawaii* (1st)	Nov. 22, 1986	28
	vs. (12) Iowa State (3rd)	Oct. 10, 1981	28

	vs. New Mexico State (2nd)	Nov. 16, 1974	28
	vs. New Mexico State (2nd)	Nov. 15, 1969	28
	vs. Southern Mississippi (4th)	Nov. 9, 1968	28

MOST POINTS/GAME

Pl.	Opponent, Date	Points
1.	vs. UC Santa Barbara*, Nov. 21, 1953	72
2.	vs. California Christian, Oct. 1, 1927	71
3.	vs. New Mexico State, Nov. 15, 1969	70
4.	vs. Cal Poly SLO*, Oct. 5, 1963	69
5.	vs. Southern Mississippi, Nov. 9, 1968	68
6.	vs. Utah*, Nov. 3, 1990	66
7.	vs. UC Santa Barbara*, Nov. 14, 1970	64
	vs. Cal State L.A.*, Oct. 27, 1951	64
9.	vs. UTEP*, Nov. 21, 1981	59
	vs. Cal State Fullerton*, Oct. 4, 1975	59
	vs. Cal Poly SLO*, Oct. 3, 1964	59
12.	vs. UTEP*, Nov. 24, 1990	58
	vs. Pacific*, Nov. 8, 1969	58
	vs. Weber State, Sept. 23, 1967	58
	at El Centro J.C.*, Nov. 5, 1924	58

MOST POINTS/SEASON

Pl.	Season (Record)	Points
1.	2016 (11-3)	493
2.	1969 (11-0)	464
3.	1990 (6-5)	459
4.	2010 (9-4)	455
5.	2015 (11-3)	450
6.	1996 (8-3)	428
7.	2012 (9-4)	427
8.	1964 (8-2)	423
9.	1993 (6-6)	413
10.	1991 (8-4-1)	403
11.	1995 (8-4)	401
12.	2017 (10-3)	400
13.	2013 (8-5)	387
	2011 (8-5)	387
15.	1968 (9-0-1)	377

■ Individual Records

Most Points

Game: 44, Marshall Faulk vs. Pacific, 9/14/91
Season: 168, Rashaad Penny, 2017
Career: 402, Donnel Pumphrey, 2013-14-15-16



JOHN BARON II

Most Touchdowns

Game: 7, Marshall Faulk vs. Pacific, 9/14/91
Season: 28, Rashaad Penny, 2017
Career: 67, Donnel Pumphrey, 2013-14-15-16

Most Points Kick Scoring

Game: 16, five times, most recent:
 John Baron II at Utah State, 10/28/16
Season: 119, John Baron II, 2016
Career: 338, Andy Trakas, 1989-90-91-92

Most Extra Points

Game: 10, Al Limahelu vs. New Mexico State, 11/22/69
Season: 59, Al Limahelu, 1969
Career: 170, Andy Trakas, 1989-90-91-92

Best Extra-Point Percentage

Season: 100.0%, 18 times, most recent:
Matt Araiza (28-28), 2019
Career: 100.0%, Donny Hageman (94-94), 2014-15;
 Marco Morales (50-50), 1982-83
 and Steve Duncan (40-40), 1977-78

Most Two-Point Conversions

Season: 3, Mario Mendez, 1963
Career: 5, Mario Mendez, 1961-62-63

Most Field Goals

Game: 4, nine times, most recent:
 John Baron II at Utah State*, 10/28/16
Season: 22, Matt Araiza, 2019
Career: 56, Andy Trakas, 1989-90-91-92

Most Field Goals Attempted

Game: 5, four times, most recent:
 J.C. Mejia vs. Wyoming*, 10/25/03
Season: 29, J.C. Mejia, 2003
Career: 82, Andy Trakas, 1989-90-91-92

Highest Field Goal Percentage

Season: .913 (21-23), John Baron II, 2016
 (min. 10 att.)
Career: .875 (28-32), Chris O'Brien, 1984-85
 (min. 25 att.)

Most Consecutive Field Goals Made

Career: 18, Chris O'Brien, 1984-85



MARSHALL FAULK

SCORING/CAREER

Pl.	Player	Seasons	TD	FG	PAT1	PAT2	S/DXP	Points
1.	Donnel Pumphrey	2013-14-15-16	67	0-0	0-0	0-0	0	402
2.	Marshall Faulk	1991-92-93	62	0-0	0-0	1-2	0	376
3.	Andy Trakas	1989-90-91-92	0	56-82	170-178	0-0	0	338
4.	Rashaad Penny	2014-15-16-17	52	0-0	0-0	0-0	0	312
5.	Peter Holt	1993-94-95-96	0	48-72	158-169	0-0	0	302
6.	John Baron II	2016-17-18	0	50-60	135-137	0-0	0	285
7.	Garrett Palmer	2004-05-06-07	0	48-67	116-121	0-0	0	260
8.	Nate Tandberg	1997-98-99-00	0	46-80	101-104	0-0	0	239
9.	Ronnie Hillman	2010-11	38	0-0	0-0	0-0	0	228
10.	Adam Muema	2011-12-13	36	0-0	0-0	2-2	0	220
11.	Larry Ned	1998-99-00-01	36	0-0	0-0	0-0	0	216
12.	George Jones	1995-96	34	0-0	0-0	1-2	0	206
13.	Donny Hageman	2014-15	0	37-47	94-94	0-0	0	205
14.	Paul Hewitt	1987-88	34	0-0	0-0	0-0	0	204
15.	Art Preston	1949-50-51	32	0-0	0-0	0-0	0	192

	Matt Araiza	2019	0	22-26	28-28	0-0	0	94

Scoring



10 STRAIGHT BOWL GAME APPEARANCES ► 21 CONFERENCE CHAMPIONSHIPS

■ Points

SEASON

Pl.	Player, Season (How Scored)	Points
1.	Rashaad Penny, 2017 (28 TD)	168
2.	Marshall Faulk, 1993 (24 TD)	144
	Paul Hewitt, 1987 (24 TD)	144
4.	Marshall Faulk, 1991 (23 TD, 1 2XP)	140
5.	George Jones, 1995 (23 TD)	138
6.	Donnel Pumphrey, 2015 (20 TD)	120
	Donnel Pumphrey, 2014 (20 TD)	120
	Ronnie Hillman, 2011 (20 TD)	120
9.	John Baron II, 2016 (56 XP, 21 FG)	119
10.	Ronnie Hillman, 2010 (18 TD)	108
	Tom Reynolds, 1969 (18 TD)	108
12.	Andy Trakas, 1990 (53 XP, 18 FG)	107
13.	Abelardo Perez, 2010 (54 XP, 17 FG)	105
14.	Donnel Pumphrey, 2016 (17 TD)	102
	Adam Muema, 2012 (17 TD)	102

■ Touchdowns

SEASON

Pl.	Player, Season	TDs
1.	Rashaad Penny, 2017	28
2.	Marshall Faulk, 1993	24
	Paul Hewitt, 1987	24
4.	George Jones, 1995	23
	Marshall Faulk, 1991	23
6.	Donnel Pumphrey, 2015	20
	Donnel Pumphrey, 2014	20
	Ronnie Hillman, 2011	20
9.	Ronnie Hillman, 2010	18
	Tom Reynolds, 1969	18
11.	Rashaad Penny, 2016	16
	Jim Allison, 1964	16
13.	Adam Muema, 2013	15
	Larry Ned, 2001	15
	Marshall Faulk, 1992	15

CAREER

Pl.	Player, Seasons	TDs
1.	Donnel Pumphrey, 2013-14-15-16	67
2.	Marshall Faulk, 1991-92-93	62
3.	Rashaad Penny, 2014-15-16-17	52
4.	Ronnie Hillman, 2010-11	38
5.	Adam Muema, 2011-12-13	36
	Larry Ned, 1998-99-00-01	36
7.	George Jones, 1995-96	34
	Paul Hewitt, 1987-88	34
9.	Juwan Washington, 2016-17-18-19	31
10.	Will Blackwell, 1994-95-96	25
	Darnay Scott, 1991-92-93	25
	Casey Brown, 1982-83-84-85	25
	Tom Reynolds, 1969-70-71	25
14.	Vincent Brown, 2007-08-09-10	23
	Chris Hardy, 1983-84-85-86	23
	---	---
	Chase Jasmin, 2017-18-19	13

■ Kicking Points

SEASON

Pl.	Player, Season (How Scored)	Points
1.	John Baron II, 2016 (56 XP, 21 FG)	119
2.	Donny Hageman, 2015 (57 XP, 17 FG)	108
3.	Andy Trakas, 1990 (53 XP, 18 FG)	107
4.	Abelardo Perez, 2010 (54 XP, 17 FG)	105
5.	Peter Holt, 1993 (45 XP, 16 FG)	103
6.	Donny Hageman, 2014 (37 XP, 20 FG)	97
7.	Matt Araiza, 2019 (28 XP, 22 FG)	94
8.	Chris O'Brien, 1985 (39 XP, 17 FG)	90
9.	John Baron II, 2017 (52 XP, 12 FG)	88
10.	Peter Holt, 1996 (41 XP, 15 FG)	86

Andy Trakas, 1989 (38 XP, 16 FG)	86
12. Tommy Kirovski, 2002 (32 XP, 17 FG)	83
13. Chance Marden, 2012 (51 XP, 10 FG)	81
Garrett Palmer, 2005 (36 XP, 15 FG)	81
15. John Baron II, 2018 (27 XP, 17 FG)	78
Andy Trackas, 1992 (39 XP, 13 FG)	78

CAREER

Pl.	Player, Seasons	Points
1.	Andy Trakas, 1989-90-91-92	338
2.	Peter Holt, 1993-94-95-96	302
3.	John Baron II, 2016-17-18	285
4.	Garrett Palmer, 2004-05-06-07	260
5.	Nate Tandberg, 1997-98-99-00	246
6.	Donny Hageman, 2014-15	205
7.	Abelardo Perez, 2010-11	170
8.	Chris O'Brien, 1984-85	146
9.	Tommy Kirovski, 2001-02	133
	Tyler Ackerson, 1987-88	133
11.	Steve LaPlant, 1975-76	131
12.	Benny Ricardo, 1973-74	125
13.	Al Limahelu, 1969-70	118
14.	Marco Morales, 1982-83	116
15.	Lane Yoshida, 2008-09	111
	---	---
	Matt Araiza, 2019	94

■ PATs

SEASON

Pl.	Player, Season	PAT
1.	Al Limahelu, 1969	59
2.	Donny Hageman, 2015	57
3.	John Baron II, 2016	56
4.	Abelardo Perez, 2010	54
5.	Andy Trakas, 1990	53
6.	John Baron II, 2017	52
7.	Chance Marden, 2012	51
8.	Abelardo Perez, 2011	47
9.	Peter Holt, 1993	45
10.	Al Limahelu, 1970	44
11.	Peter Holt, 1996	41
12.	Peter Holt, 1995	40
	Andy Trakas, 1991	40
14.	Andy Trackas, 1992	39
	Chris O'Brien, 1985	39
	Benny Ricardo, 1973	39

CAREER

Pl.	Player, Seasons	PAT
1.	Andy Trakas, 1989-90-91-92	170
2.	Peter Holt, 1993-94-95-96	158
3.	John Baron II, 2016-17-18	135
4.	Garrett Palmer, 2004-05-06-07	116
5.	Al Limahelu, 1969-70	103
6.	Abelardo Perez, 2010-11	101
	Nate Tandberg, 1997-98-99-00	101
8.	Donny Hageman, 2014-15	94
9.	Benny Ricardo, 1973-74	71
10.	Chris O'Brien, 1984-85	62
11.	Tyler Ackerson, 1987-88	58
12.	Benny Ricardo, 1973-74	71
13.	Chris O'Brien, 1984-85	62
14.	Tyler Ackerson, 1987-88	58
15.	Lane Yoshida, 2008-09	57
	---	---
	Matt Araiza, 2019	28

■ Annual Scoring Leaders

Year	Player	Cl.	NR	CR	TDs	1XP	2XP	FGs	Pts.	
1947	John Simcox	Jr.			7	0	0	0	42	
1948	Dick Simmons	Jr.			5	0	0	0	30	
1949	Jim Simmons	Jr.			9	0	0	0	54	
1950	Art Preston	Jr.			11	0	0	0	66	
1951	Art Preston	Sr.			14	0	0	0	84	
1952	Norm Nygaard	So.			9	0	0	0	54	
1953	Norm Nygaard	Jr.			12	0	0	0	72	
1954	Verne Dodds	Sr.			5	8	0	0	38	
1955	Braxton Pinkins	So.			2	0	0	0	12	
	Jim Pyles	So.			2	0	0	0	12	
	Hugh Simpson	Sr.			2	0	0	0	12	
	Al Canizales	Jr.			2	0	0	0	12	
1956	Harold Jackson	Jr.			7	0	0	0	42	
1957	Cecil McGehee	Jr.			3	0	0	0	18	
	Al Silva	So.			3	0	0	0	18	
1958	Bob Ball	So.			6	0	0	0	36	
1959	Dick Morris	Jr.			4	5	0	1	32	
1960	Dick Morris	Sr.			5	3	0	0	33	
1961	Wayne Sevier	Jr.			8	7	2	0	59	
1962	Kern Carson	Jr.			1	12	0	0	72	
1963	Kern Carson	Sr.			2	12	0	0	72	
1964	Jim Allison	Sr.			2	16	0	0	96	
1965	Gary Garrison	Sr.			14	0	0	0	84	
1966	Craig Scoggins	Sr.			1	8	19	2	73	
1967	Dick Wood	Jr.			0	32	0	4	44	
1968	Tom Nettles	Sr.			14	0	0	0	84	
1969	Tom Reynolds	Sr.			2	18	0	0	108	
1970	Ken Burrow	Sr.			2	12	0	1	74	
1971	Adam Victoria	Jr.			3	9	0	0	54	
1972	Dennis Haughan	Jr.			8	2	16	0	64	
1973	Keith Denson	Sr.			2	11	0	0	66	
1974	Benny Ricardo	Sr.			3	0	32	0	10	62
1975	Steve LaPlant	Jr.	25		3	0	35	0	13	74
1976	Steve LaPlant	Sr.			0	21	0	12	57	
1977	Ronnie Smith	Sr.			14	0	0	0	84	
1978	Steven Duncan	Sr.			0	23	0	15	68	
1979	Tony Allen	Sr.			10	0	0	0	60	
1980	Matt Kofler	Jr.			7	0	0	0	42	
1981	Dave Meyer	Jr.			0	31	0	7	52	
1982	Marco Morales	Jr.			0	34	0	14	76	
1983	Jim Sandusky	Sr.			8	0	0	0	48	
1984	Casey Brown	Jr.			10	0	0	0	60	
1985	Chris O'Brien	Sr.			0	39	0	17	90	
1986	Chris Hardy	Sr.			12	0	0	0	72	
1987	Paul Hewitt	Jr.			24	0	0	0	144	
1988	Tyler Ackerson	Sr.			0	20	0	14	62	
1989	Andy Trakas	Fr.			0	38	0	16	86	
1990	Andy Trakas	So.	5	1	0	53	0	18	107	
1991	Marshall Faulk	Fr.	1	1	23	0	1	0	140	
1992	Marshall Faulk	So.	3	1	15	0	1	0	92	
1993	Marshall Faulk	Jr.	2	1	24	0	0	0	144	
1994	Wayne Pittman	Sr.			13	0	0	0	78	
1995	George Jones	Jr.	2	1	23	0	0	0	138	
1996	Peter Holt	Sr.			0	41	0	15	86	
1997	Nate Tandberg	Fr.			0	28	0	13	67	
1998	Nate Tandberg	So.			0	24	0	8	48	
1999	Nate Tandberg	Jr.			4	0	31	0	70	
2000	Nate Tandberg	Sr.			9	0	18	0	12	54
2001	Larry Ned	Sr.	26	4	15	0	0	0	90	
2002	J.R. Tolver	Sr.	78	6	14	0	2	0	86	
2003	J.C. Mejia	Sr.	87	7	0	20	0	18	74	
2004	Garrett Palmer	Fr.			7	0	26	0	12	62
2005	Garrett Palmer	So.			6	0	36	0	15	81
2006	Garrett Palmer	Jr.			0	20	0	8	44	
2007	Garrett Palmer	Sr.			10	0	34	0	13	73
2008	Lane Yoshida	Jr.			18	0	27	0	8	51
2009	Lane Yoshida	Sr.			11	0	30	0	10	60
2010	Ronnie Hillman	Fr.	32	1	18	0	0	0	0	108
2011	Ronnie Hillman	So.	16	1	20	0	0	0	0	120
2012	Adam Muema	So.	56	2	17	0	0	0	0	102
2013	Adam Muema	Jr.	75	10	15	0	2	0	0	94
2014	Donnel Pumphrey	So.	17	2	20	0	0	0	0	120
2015	Donnel Pumphrey	Jr.	37	3	20	0	0	0	0	120
2016	John Baron II	So.	35	4	0	56	0	21	119	
2017	Rashaad Penny	Sr.	2	1	28	0	0	0	0	168
2018	John Baron II	Sr.	127	13	0	27	0	17	78	
2019	Matt Araiza	Fr.	76	5	0	18	0	22	94	

NR - national ranking in points per game. CR - conference ranking in points per game.



■ Single-Game Scoring Leaders

MOST POINTS

Pl.	Player	(Rk.) Opponent	TD	FG	1XP	2XP S/DX	Total
1.	Marshall Faulk	vs. Pacific, Sept. 14, 1991	7	0	0	1	44
2.	Tim Delaney	vs. New Mexico State, Nov. 15, 1969	6	0	0	0	36
3.	George Jones	at New Mexico*, Oct. 19, 1996	5	0	0	1	32
4.	George Jones	vs. Fresno State*, Oct. 14, 1995	5	0	0	0	30
	Marshall Faulk	at Hawaii*, Oct. 5, 1991	5	0	0	0	30
6.	Rashaad Penny	vs. Army (AFB), Dec. 23, 2017	4	0	0	0	24
	Rashaad Penny	vs. Nevada*, Nov. 18, 2017	4	0	0	0	24
	Donnel Pumphrey	vs. UNLV*, Sept. 27, 2014	4	0	0	0	24
	Adam Muema	at Wyoming*, Nov. 24, 2012	4	0	0	0	24
	Ronnie Hillman	vs. Fresno State, Dec. 3, 2011	4	0	0	0	24
	Ronnie Hillman	vs. Washington State, Sept. 17, 2011	4	0	0	0	24
	Ronnie Hillman	vs. Navy (PB), Dec. 2, 2010	4	0	0	0	24
	Ronnie Hillman	at New Mexico State, Sept. 11, 2010	4	0	0	0	24
	Larry Ned	vs. Wyoming*, Nov. 17, 2001	4	0	0	0	24
	Will Blackwell	at California, Sept. 14, 1996	4	0	0	0	24
	Marshall Faulk	at Hawaii*, Oct. 19, 1993	4	0	0	0	24
	Marshall Faulk	vs. (20) Hawaii*, Nov. 14, 1992	4	0	0	0	24
	Paul Hewitt	vs. Air Force*, Sept. 11, 1988	4	0	0	0	24
	Marv Owens	vs. Southern Mississippi, Oct. 10, 1970	4	0	0	0	24

MOST TOUCHDOWNS

Pl.	Player	(Rk.) Opponent	Rush	Rec	KOR	PR	Def	Total
1.	Marshall Faulk	vs. Pacific, Sept. 14, 1991	7	0	0	0	0	7
2.	Tim Delaney	vs. New Mexico State, Nov. 15, 1969	0	6	0	0	0	6
3.	George Jones	at New Mexico*, Oct. 19, 1996	5	0	0	0	0	5
	George Jones	vs. Fresno State*, Oct. 14, 1995	5	0	0	0	0	5
	Marshall Faulk	at Hawaii*, Oct. 5, 1991	5	0	0	0	0	5
6.	Rashaad Penny	vs. Army (AFB), Dec. 23, 2017	4	0	0	0	0	4
	Rashaad Penny	vs. Nevada*, Nov. 18, 2017	2	0	1	1	0	4
	Donnel Pumphrey	vs. UNLV*, Sept. 27, 2014	4	0	0	0	0	4
	Adam Muema	at Wyoming*, Nov. 24, 2012	4	0	0	0	0	4
	Ronnie Hillman	vs. Fresno State, Dec. 3, 2011	4	0	0	0	0	4
	Ronnie Hillman	vs. Washington State, Sept. 17, 2011	4	0	0	0	0	4
	Ronnie Hillman	vs. Navy (PB), Dec. 2, 2010	4	0	0	0	0	4
	Ronnie Hillman	at New Mexico State, Sept. 11, 2010	4	0	0	0	0	4
	Larry Ned	vs. Wyoming*, Nov. 17, 2001	4	0	0	0	0	4
	Will Blackwell	at California, Sept. 14, 1996	0	4	0	0	0	4
	Marshall Faulk	at Hawaii*, Oct. 19, 1993	4	0	0	0	0	4
	Marshall Faulk	vs. (20) Hawaii*, Nov. 14, 1992	4	0	0	0	0	4
	Paul Hewitt	vs. Air Force*, Sept. 11, 1988	4	0	0	0	0	4
	Marv Owens	vs. Southern Mississippi, Oct. 10, 1970	4	0	0	0	0	4

MOST PAT

Pl.	Player (Rk.)	(Rk.) Opponent, Date	PAT
1.	Al Limahelu	vs. New Mexico State, Nov. 15, 1969	10
2.	Andy Trakas	vs. Utah*, Nov. 3, 1990	9
3.	Peter Holt	vs. Hawaii*, Oct. 11, 1996	8
	Steve LaPlant	vs. Cal State Fullerton*, Oct. 4, 1975	8
	Dave Meyer	vs. UTEP*, Nov. 21, 1981	8
6.	John Baron II	at San José State*, Nov. 4, 2017	7
	John Baron II	vs. Hawaii*, Nov. 5, 2016	7
	Donny Hageman	at UNLV*, Nov. 21, 2015	7
	Wes Feer	vs. Buffalo (FIPB), Dec. 21, 2013	7
	Chance Marden	vs. Hawaii*, Oct. 6, 2012	7
	Chance Marden	vs. North Dakota, Sept. 15, 2012	7
	Abelardo Perez	vs. Cal Poly SLO, Sept. 3, 2011	7
	15 other occasions with		7

MOST FIELD GOALS MADE

Pl.	Player	(Rk.) Opponent, Date	Made	Missed	FGs
1.	John Baron II	at Utah State*, Oct. 28, 2016	4	4	4
	Wes Feer	vs. Eastern Illinois, Aug. 31, 2013	4	0	4
	J.C. Mejia	vs. Wyoming*, Oct. 25, 2003	4	1	4
	Tommy Kirovski	at Hawaii*, Dec. 7, 2002	4	1	4
	Peter Holt	vs. Idaho, Sept. 7, 1996	4	0	4
	Peter Holt	vs. Minnesota, Sept. 25, 1993	4	1	4
	Marco Morales	vs. UNLV*, Sept. 25, 1982	4	0	4
	Steve LaPlant	at Oregon State, Sept. 13, 1975	4	0	4
	Benny Ricardo	at UTEP*, Sept. 28, 1974	4	2	4



■ PAT Percentage

SEASON

Pl.	Player, Season	Pct.	XP-A
1.	Donny Hageman, 2015	1.000	57-57
	Andy Trakas, 1990	1.000	53-53
	John Baron II, 2017	1.000	52-52
	Andy Trakas, 1992	1.000	39-39
	Tyler Ackerson, 1989	1.000	38-38
	Donny Hageman, 2014	1.000	37-37
	Marco Morales, 1982	1.000	34-34
	Peter Holt, 1994	1.000	32-32
	Ed Corral, 1980	1.000	31-31
	Matt Araiza, 2019	1.000	28-28
	Nate Tandberg, 1997	1.000	28-28
	John Baron II, 2018	1.000	27-27
	Steve Duncan, 1978	1.000	23-23
	Steve LaPlant, 1976	1.000	21-21
	Garrett Palmer, 2006	1.000	20-20
	Nate Tandberg, 2000	1.000	18-18
	Steve Duncan, 1977	1.000	17-17
	Marco Morales, 1983	1.000	16-16

CAREER

Pl.	Player, Seasons	Pct.	XP-A
1.	Donny Hageman, 2014	1.000	94-94
	Marco Morales, 1982-83	1.000	50-50
	Steve Duncan, 1977-78	1.000	40-40
	Matt Araiza, 2019	1.000	28-28
5.	John Baron II, 2016-17-18	.985	135-137
6.	Tyler Ackerson, 1987-88	.983	58-59
7.	Chance Marden, 2012	.981	51-52
8.	Nate Tandberg, 1997-98-99-00	.971	101-104
9.	Abelardo Perez, 2010-11	.962	101-105
10.	Garrett Palmer, 2004-05-06-07	.959	116-121
11.	Andy Trakas, 1989-90-91-92	.955	170-178
12.	Al Limahelu, 1969-70	.954	103-108
13.	Ed Corral, 1979-80	.950	38-40
14.	Chris O'Brien, 1984-85	.939	62-66
15.	Peter Holt, 1993-94-95-96	.935	158-169

■ Field Goals

SEASON

Pl.	Player, Season	FGs
1.	Matt Araiza, 2019	22
2.	John Baron II, 2016	21
3.	Donny Hageman, 2014	20
4.	J.C. Mejia, 2003	18
	Andy Trakas, 1990	18
6.	John Baron II, 2018	17

Donny Hageman, 2015	17
Abelardo Perez, 2010	17
Tommy Kirovski, 2002	17
Chris O'Brien, 1985	17
11. Peter Holt, 1993	16
Andy Trakas, 1989	16
13. Garrett Palmer, 2005	15
Peter Holt, 1996	15
Steve Duncan, 1978	15

CAREER

Pl.	Player, Seasons	FGs
1.	Andy Trakas, 1989-90-91-92	56
2.	John Baron II, 2016-17-18	50
3.	Garrett Palmer, 2004-05-06-07	48
	Peter Holt, 1993-94-95-96	48
5.	Nate Tandberg, 1997-98-99-00	46
6.	Donny Hageman, 2014-15	37
7.	Chris O'Brien, 1984-85	28
8.	Tommy Kirovski, 2001-02	27
9.	Tyler Ackerson, 1987-88	25
	Steve LaPlant, 1975-76	25
11.	Abelardo Perez, 2010-11	23
12.	Matt Araiza, 2019	22
	Marco Morales, 1982-83	22
14.	Lane Yoshida, 2008-09	18
	J.C. Mejia, 2003	18

■ Field-Goal Percentage

SEASON

(minimum 10 attempts)

Pl.	Player, Season	Pct.	FG-A
1.	John Baron II, 2016	.913	21-23
2.	Chris O'Brien, 1985	.895	17-19
3.	Garrett Palmer, 2005	.882	15-17
4.	Garrett Palmer, 2007	.867	13-15
5.	Matt Araiza, 2019	.846	22-26
	Chris O'Brien, 1984	.846	11-13
7.	John Baron II, 2017	.800	12-15
	Donny Hageman, 2014	.800	20-25
9.	Peter Holt, 1996	.789	15-19
10.	John Baron II, 2018	.773	17-22
	Donny Hageman, 2015	.773	17-22
	Abel Perez, 2010	.773	17-22
13.	Tommy Kirovski, 2001	.769	10-13
14.	Marco Morales, 1982	.737	14-19
15.	Tyler Ackerson, 1987	.733	11-15

Scoring/Kickoffs



10 STRAIGHT BOWL GAME APPEARANCES ► 21 CONFERENCE CHAMPIONSHIPS



MATT ARAIZA

CAREER

(minimum 25 attempts)

Pl. Player, Seasons	Pct.	FG-A
1. Chris O'Brien, 1984-85	.875	28-32
2. Matt Araiza, 2019	.846	22-26
3. John Baron II, 2016-17	.833	50-60
4. Donny Hageman, 2014-15	.787	37-47
5. Marco Morales, 1982-83	.733	22-30
6. Garrett Palmer, 2004-05-06-07	.716	48-67
7. Tyler Ackerson, 1987-88	.714	25-35
8. Steve Duncan, 1977-78	.690	20-29
9. Andy Trakas, 1989-90-91-92	.683	56-82
10. Tommy Kirovski, 2001-02	.675	27-40
11. Peter Holt, 1993-94-95-96	.667	48-72
12. Abelardo Perez, 2010-11	.662	23-37
13. Lane Yoshida, 2008-09	.621	18-29
J.C. Mejia, 2003	.621	18-29
Benny Ricardo, 1973-74	.621	18-29

■ Kickoffs

SEASON (SINCE 2005)

Pl. Player, Season	KO
1. John Baron II, 2016	94
2. Donny Hageman, 2015	86
Abelardo Perez, 2010	86
4. John Baron II, 2017	77
5. Abelardo Perez, 2011	70
6. Seamus McMorrow, 2012	68
7. Matt Araiza, 2019	65
8. John Baron II, 2018	62
9. Garrett Palmer, 2007	60
Michael Hughes, 2005	60
11. Lane Yoshida, 2009	54

12. Seamus McMorrow, 2014	52
13. Lane Yoshida, 2008	50
14. Seamus McMorrow, 2013	48
15. Garrett Palmer, 2006	37

CAREER (SINCE 2005)

Pl. Player, Seasons	KO
1. John Baron II, 2016-17-18	233
2. Seamus McMorrow, 2012-13-14	168
3. Abelardo Perez, 2010-11	156
4. Donny Hageman, 2014-15	105
5. Lane Yoshida, 2008-09	104
6. Garrett Palmer, 2006-07	97
7. Matt Araiza, 2019	65
8. Michael Hughes, 2005	60
9. Wes Feer, 2012-13	26
10. Chance Marden, 2012	5
11. Bryan Shields, 2009	2

■ Kickoff Yards

SEASON (SINCE 2005)*

Pl. Player, Season	Yards
1. John Baron II, 2016	5,891
2. Abelardo Perez, 2010	5,797
3. Donny Hageman, 2015	5,407
4. John Baron II, 2017	4,843
5. Abelardo Perez, 2011	4,762
6. Seamus McMorrow, 2012	4,268
7. Matt Araiza, 2019	4,057
8. John Baron II, 2018	3,894
9. Garrett Palmer, 2007	3,646
10. Michael Hughes, 2005	3,469
11. Lane Yoshida, 2009	3,394

12. Seamus McMorrow, 2014	3,273
13. Lane Yoshida, 2008	3,169
14. Seamus McMorrow, 2013	2,969
15. Garrett Palmer, 2006	2,153

CAREER (SINCE 2005)*

Pl. Player, Seasons	Yards
1. John Baron II, 2016-17-18	14,628
2. Abelardo Perez, 2010-11	10,559
3. Seamus McMorrow, 2012-13-14	10,510
4. Donny Hageman, 2014-15	6,599
5. Lane Yoshida, 2008-09	6,563
6. Garrett Palmer, 2006-07	5,779
7. Matt Araiza, 2019	4,057
8. Michael Hughes, 2005	3,469
9. Wes Feer, 2012-13	1,600
10. Chance Marden, 2012	252
11. Bryan Shields, 2009	99

■ Kickoff Average

SEASON (SINCE 2005)*

Pl. Player, Season (KO-KO Yds.)	Avg.
1. Abelardo Perez, 2011 (70-4,762)	68.03
2. Abelardo Perez, 2010 (86-5,797)	67.41
3. Lane Yoshida, 2008 (50-3,169)	63.38
4. Wes Feer, 2013 (21-1,330)	63.33
5. Seamus McMorrow, 2014 (52-3,273)	62.94
6. John Baron II, 2017 (77-4,843)	62.90
7. Donny Hageman, 2015 (86-5,407)	62.87
8. Lane Yoshida, 2009 (54-3,394)	62.85
9. John Baron II, 2018 (62-3,894)	62.81
10. Seamus McMorrow, 2012 (68-4,268)	62.76
11. Donny Hageman, 2014 (19-1,192)	62.74
12. John Baron II, 2016 (94-5,891)	62.67
13. Matt Araiza, 2019 (65-4,057)	62.42
14. Seamus McMorrow, 2013 (48-2,969)	61.85
15. Garrett Palmer, 2007 (60-3,646)	60.77

CAREER (SINCE 2005)*

Pl. Player, Seasons (KO-KO Yds.)	Avg.
1. Abelardo Perez, 2010-11 (156-10,559)	67.69
2. Lane Yoshida, 2008-09 (104-6,563)	63.11
3. Donny Hageman, 2014-15 (105-6,599)	62.85
4. John Baron II, 2016-17-18 (233-14,628)	62.78
5. Seamus McMorrow, 2012-13-14 (168-10,510)	62.56
6. Matt Araiza, 2019 (65-4,057)	62.42
7. Wes Feer, 2012-13 (26-1,600)	61.54
8. Garrett Palmer, 2006-07 (97-5,779)	59.58
9. Michael Hughes, 2005 (60-3,469)	57.82
10. Chance Marden, 2012 (5-252)	50.40

■ Touchbacks

SEASON (SINCE 2005)*

Pl. Player, Season	TB
1. Matt Araiza, 2019	51
2. John Baron II, 2018	45
3. John Baron II, 2017	33
John Baron II, 2016	33
Seamus McMorrow, 2012	33
6. Abelardo Perez, 2010	28
7. Donny Hageman, 2015	24
Abelardo Perez, 2011	24
9. Seamus McMorrow, 2013	18
10. Seamus McMorrow, 2014	13
11. Michael Hughes, 2005	10
12. Wes Feer, 2013	9
13. Garrett Palmer, 2006	6
14. Garrett Palmer, 2007	5
Donny Hageman, 2014	5

CAREER (SINCE 2005)*

Pl. Player, Seasons	TB
1. John Baron II, 2016-17-18	111
2. Seamus McMorrow, 2012-13-14	64
3. Abelardo Perez, 2010-11	52
4. Matt Araiza, 2019	51
5. Donny Hageman, 2014-15	29
6. Garrett Palmer, 2006-07	11
7. Michael Hughes, 2005	10
8. Wes Feer, 2013	9
9. Lane Yoshida, 2008-09	4

■ Touchback Pct.

SEASON (SINCE 2005)*

Pl. Player, Season (TB/KO)	Pct.
1. Matt Araiza, 2019 (51/65)	78.46
2. John Baron II, 2018 (45/62)	72.58
3. Seamus McMorrow, 2012 (33/68)	48.53
4. John Baron II, 2017 (33/77)	42.86
Wes Feer, 2013 (9/21)	42.86
6. Seamus McMorrow, 2013 (18/48)	37.50
7. John Baron II, 2016 (33/94)	35.11
8. Abelardo Perez, 2011 (24/70)	34.29
9. Abelardo Perez, 2010 (28/86)	32.56
10. Donny Hageman, 2015 (24/86)	27.91
11. Donny Hageman, 2016 (5/19)	26.32
12. Seamus McMorrow, 2014 (13/52)	25.00
13. Michael Hughes, 2005 (10/60)	16.67
14. Garrett Palmer, 2006 (6/37)	16.22
15. Garrett Palmer, 2007 (5/60)	8.33

CAREER (SINCE 2005)*

Pl. Player, Seasons (TB/KO)	Pct.
1. Matt Araiza, 2019 (51/65)	78.46
2. John Baron II, 2016-17-18 (111/233)	47.64
3. Seamus McMorrow, 2012-13-14 (64/168)	38.10
4. Wes Feer, 2012-13 (9/26)	34.62
5. Abelardo Perez, 2010-11 (52/156)	33.33
6. Donny Hageman, 2014-15 (29/105)	27.62
7. Michael Hughes, 2005 (10/60)	16.67
8. Garrett Palmer, 2006-07 (11/97)	11.34
9. Lane Yoshida, 2008-09 (4/104)	3.85

* The starting kickoff location was the 30-yard line from 2007-11 and the 35-yard line all other mentioned years



Bold indicates set by a current Aztec
* - Indicates conference game

■ Team Records

Fewest Points Allowed

Game: 0, many times, most recent:
vs. Weber State, 8/31/19
Season: 16, in 1937 (7-1)
DI Era: 123, in 1970 (9-2)

Most Points Allowed

Game: 70, at New Mexico*, 11/18/08
Season: 446, in 2008 (2-10)

Fewest Points Allowed Per Game

Season: 2.0, in 1937 (7-1)
DI Era: 11.2, in 1970 (9-2)

Most Points Allowed Per Game

Season: 37.2, in 2008 (2-10)

Fewest Total Plays Allowed

Game: 41, at Wyoming*, 11/4/06
Season: 524, in 1954 (5-4)
DI Era: 725, in 1969 (11-0)

Most Total Plays Allowed

Game: 111, vs. TCU*, 11/24/07
Season: 1,003, in 2002 (4-9)

Fewest Total Off. Yards Allowed

Game: 55, vs. Cal Western, 11/27/65
Season: 1,964, in 1965 (8-2)
DI Era: 2,263, in 1970 (9-2)

Most Total Offense Yards Allowed

Game: 767, vs. Brigham Young*, 11/16/91
Season: 5,978, in 2007 (4-8)

Fewest Total Off. Per Game Allowed

Season: 255.5, in 1975 (8-3)

Most Total Off. Per Game Allowed

Season: 498.2, in 2007 (4-8)

Fewest First Downs Allowed

Game: 5, vs. Weber State, 8/31/09
Season: 86, in 1953 (5-3-1)

Most First Downs Allowed

Game: 39, vs. TCU*, 11/24/07
Season: 322, in 2007 (4-8)

Fewest Rushing Attempts Allowed

Game: 17, at San Jose State*, 10/19/19, and vs. Idaho State, 9/4/04
Season: 323, in 1963 (7-2)

Most Rushing Attempts Allowed

Game: 87, vs. Army (AFB), 12/23/17
Season: 1,964, in 1965 (8-2)
DI Era: 639, in 1983 (2-9-1)

Fewest Rushing Yards Allowed

Game: -95, vs. Cal Western, 10/27/65
Season: 510, in 1965 (8-2)

Most Rushing Yards Allowed

Game: 539, at Air Force*, 9/2/89
Season: 3,323, in 1983 (2-9-1)

Fewest Rushing TDs Allowed

Game: 0, many times, most recent:
vs. Brigham Young, 11/30/19
Season: 4, in 1967 (10-1) and 1965 (8-2)

Most Rushing TDs Allowed

Game: 8, at New Mexico*, 10/18/08 and at Air Force*, 11/17/07
Season: 36, in 1987 (5-7)

Most Quarterback Sacks (Since 1982)

Game: 9, vs. New Mexico*, 10/12/91 and at Hawaii*, 10/31/87
Season: 42, in 1991

Fewest Quarterback Sacks (Since 1982)

Game: 0, many times, most recent:
vs. Utah State*, 9/21/19
Season: 13, in 2008

Fewest Passing Attempts Allowed

Game: 3, vs. Air Force*, 10/25/86
Season: 125, in 1958 (3-5)

Most Passing Attempts Allowed

Game: 72, vs. California, 9/10/16
Season: 488, in 2013 (8-5)

Fewest Passing Completions Allowed

Game: 1, four times, most recent:
vs. Army West Point (AFB), 12/23/17
Season: 47, in 1953 (5-3-1)

Most Passing Completions Allowed

Game: 42, at Fresno State*, 9/29/12 and vs. Portland State, 9/22/07
Season: 285, in 1995 (8-4)

Fewest Passing Yards Allowed

Game: 2, vs. Utah State, 11/30/74
Season: 657, in 1953 (5-3-1)

Most Passing Yards Allowed

Game: 599, vs. Brigham Young*, 11/16/91
Season: 3,643, in 1991 (8-4-1)

Fewest Passing TDs Allowed

Game: 0, many times, most recent:
vs. Central Michigan, 12/21/19 (NMB)
Season: 4, three times, most recent: 1976 (10-1)

Most Passing TDs Allowed

Game: 6, at Idaho, 9/21/02 and vs. Brigham Young, 11/16/91
Season: 31, in 2002 (4-9)

Most Interceptions

Game: 7, vs. UC Santa Barbara*, 11/22/51
Season: 36, in 1969 (11-0)

Most Interceptions Returned For TDs

Game: 2, three times, most recent:
vs. Hawaii*, 11/5/16
Season: 5, in 2016 (11-3)

DIVISION I ERA BESTS

FEWEST TOTAL OFFENSE YARDS ALLOWED

Pl.	(Rk.)	Opponent	Date	Yards
1.		at North Texas	Sept. 19, 1970	59
2.		San José State*	Oct. 17, 1970	88
3.		Fresno State*	Oct. 3, 2015	89
4.		UNLV*	Oct. 8, 2016	122
5.		at Fresno State*	Oct. 11, 1975	124
6.		Cal State L.A.*	Sept. 27, 1969	125
7.		Cal State L.A.*	Sept. 26, 1970	126
8.		at Long Beach State	Nov. 20, 1976	135
9.		Fresno State*	Nov. 7, 1998	136
10.		New Hampshire	Sept. 3, 2016	141
11.		at New Mexico*	Nov. 3, 2018	142
12.		at San José State*	Oct. 17, 2015	148

13.		at Oregon State	Sept. 13, 1975	152
14.		Weber State	Aug. 31, 2019	154
15.		Pacific*	Oct. 9, 1971	158

FEWEST RUSHING YARDS ALLOWED

Pl.	(Rk.)	Opponent	Date	Yards
1.		Cal State L.A.*	Sept. 27, 1969	-44
2.		at Brigham Young*	Sept. 16, 1995	-16
3.		at San José State*	Oct. 4, 1969	-8
4.		at North Texas	Sept. 19, 1970	-6
5.		at Brigham Young*	Nov. 11, 1978	-5
6.		at Kansas	Sept. 25, 1999	0
7.		Hawaii*	Nov. 22, 1986	1
8.		at California	Sept. 18, 1982	2
		San José State*	Oct. 17, 1970	2
10.		Fresno State*	Oct. 31, 1970	4
11.		North Texas	Nov. 24, 1973	8
		UTEP*	Nov. 24, 1990	8
13.		Oregon State	Sept. 21, 2013	10
14.		Long Beach State	Sept. 6, 1986	11
15.		Fresno State*	Oct. 3, 2015	12
		at (14) Pacific*	Nov. 7, 1970	12

FEWEST PASSING YARDS ALLOWED

Pl.	(Rk.)	Opponent	Date	Yards
1.		Utah State	Nov. 30, 1974	2
2.		Cal State L.A.*	Sept. 26, 1970	5
3.		vs. Army (AFB)	Dec. 23, 2017	6
		at Colorado State*	Oct. 20, 1979	6
5.		UNLV*	Oct. 8, 2016	9
6.		at (19) Iowa State	Sept. 16, 1978	11
7.		Navy (PB)	Dec. 23, 2014	17
8.		at Air Force*	Sept. 29, 1990	21
9.		Air Force*	Oct. 25, 1986	24
		(18) Air Force*	Dec. 3, 1983	24
		Pacific*	Nov. 11, 1972	24
12.		West Texas State	Nov. 4, 1972	27
13.		Long Beach State*	Nov. 20, 1970	29
14.		Long Beach State*	Nov. 13, 1971	32
15.		at Air Force*	Sept. 23, 2017	33
		vs. North Carolina	Dec. 19, 1998 (LVB)	33

MWCC - Mountain West Championship game; HB - Hawaii Bowl; LVB - Las Vegas Bowl; PB - Poinsettia Bowl

SINGLE SEASON BESTS

Total Points Per Gm.	Rushing Yards Per Gm.
1. 7.1, in 1964 (8-2)	1. 51.0, in 1965 (8-2)
2. 8.7, in 1965 (8-2)	2. 61.7, in 1964 (8-2)
3. 9.8, in 1966 (11-0)	3. 74.7, in 1966 (11-0)
4. 11.2, in 1970 (9-2)	4. 75.4, in 2019 (10-3)
5. 11.4, in 1976 (10-1)	5. 80.0, in 1967 (10-1)
6. 11.7, in 1973 (9-1-1)	6. 100.1, in 1968 (9-0-1)
7. 12.0, in 1951 (10-0-1)	7. 103.8, in 2018 (7-6)
8. 12.7, in 2019 (10-3)	8. 105.7, in 2016 (11-3)
9. 12.9, in 1967 (10-1)	9. 106.9, in 1969 (11-0)
10. 13.0, in 1972 (10-1)	10. 108.0, in 1999 (5-6)

Total Offense Per Gm.	Passing Yards Per Gm.
1. 169.4, in 1965 (8-2)	1. 72.7, in 1953 (5-3-1)
2. 189.6, in 1953 (5-3-1)	2. 88.0, in 1954 (5-4)
3. 192.6, in 1964 (8-2)	3. 89.9, in 1951 (10-0-1)
4. 205.7, in 1970 (9-2)	4. 95.0, in 1962 (8-2)
5. 220.9, in 1966 (11-0)	5. 96.5, in 1970 (9-2)
6. 235.3, in 1962 (8-2)	6. 107.6, in 1958 (1-6-1)
7. 239.6, in 1951 (10-0-1)	7. 108.2, in 1961 (7-2-1)
8. 240.4, in 1954 (5-4)	8. 111.6, in 1976 (10-1)
9. 244.6, in 1963 (7-2)	9. 117.4, in 1950 (5-3-1)
10. 253.5, in 1967 (10-1)	10. 118.8, in 1955 (2-8)

Interceptions	Interception Ret. Yards
1. 36, in 1969 (11-0)	1. 391, in 1973 (9-1-1)
2. 32, in 1951 (10-0-1)	2. 368, in 1995 (8-4)
3. 31, in 1973 (9-1-1)	3. 364, in 2016 (11-3)
4. 26, in 2016 (11-3)	4. 342, in 1980 (4-8)
26, in 1995 (8-4)	5. 306, in 2005 (5-7)
26, in 1968 (9-0-1)	6. 308, in 2015 (11-3)
7. 24, in 1954 (5-4)	7. 301, in 1974 (8-2-1)
8. 23, in 2015 (11-3)	8. 297, in 1986 (8-4)
23, in 1964 (8-2)	9. 288, in 1979 (8-3)
23, in 1962 (8-2)	10. 271, in 1977 (10-1)
11. 22, in 1979 (8-3)	11. 268, in 1982 (7-5)
22, in 1977 (10-1)	

INT. Returned For TDs

1. 5, in 2016 (11-3)
2. 4, in 2015 (11-3)
3. 3, in 2012 (9-4)
3, in 2005 (5-7)
3, in 1979 (8-3)
3, in 1979 (9-2)
7. 2, in 2008 (2-10)
2, in 2007 (4-8)
2, in 2004 (4-7)
2, in 2002 (4-9)
2, in 2000 (3-8)
2, in 1999 (5-6)
2, in 1996 (8-3)
2, in 1984 (4-7-1)
2, in 1975 (8-3)
2, in 1969 (11-0)

■ Individual Records

Most Total Tackles

Game: 22, Russell Allen at Utah, 10/13/07
Season: 198, Rick Carusa, 1980
Career: 407, Whip Walton, 1974-75-76-77

Most Unassisted Tackles

Game: 17, Matt McCoy at Michigan, 9/18/04 (since 1972)
Season: 108, Kirk Carusa, 1980 (since 1979)
Career: 241, Kirk Morrison, 2001-02-03-04 (since 1979)

Most Assisted Tackles

Game: 17, three times, most recent: Jack Eaton at Utah*, 9/17/83 (since 1972)
Season: 93, Alan Dale, 1981 (since 1979)
Career: 161, Russell Allen, 2005-06-07-08 (since 1979)

Most Tackles For Loss

Game: 6, Michael Duran at Utah*, 10/23/99
Season: 33, Kabeer Gbaja-Biamila, 1998
Career: 67.0, Kabeer Gbaja-Biamila, 1996-97-98-99

Most Sacks

Game: 5.0, Mike Douglass at UTEP, 10/30/76
Season: 21.0, Mike Douglass, 1976
Career: 33.0, Kabeer Gbaja-Biamila, 1996-97-98-99

Most Interceptions

Game: 4, Dick Adair vs. New Mexico State, 10/15/49
Season: 12, Ed Ricketts, 1951
Career: 17, Damontae Kazeem, 2013-14-15-16

Most Interception Return Yardage

Game: 146, Ricky Parker at Oklahoma, 9/9/95
Season: 223, Tory Nixon, 1984
Career: 313, Ricky Parker, 1993-94-95-96



■ Single-Game Defensive Leaders

MOST TACKLES

Pl.	Player	(Rk.) Opponent, Date	Tackles
1.	Russell Allen	at Utah*, Oct. 13, 2007	22
2.	Corey Boudreaux	vs. Air Force*, Oct. 11, 2008	21
	Alan Dale	vs. (12) Iowa State, Oct. 10, 1981	21
	Ty Youngs	vs. Iowa State, Nov. 27, 1971	21
5.	Lee Brannon	vs. Hawaii**, Oct. 15, 1988	20
	Whip Walton	vs. Tulsa, Oct. 29, 1977	20
7.	Heath Farwell	at Air Force*, Nov. 13, 2004	19
	Kirk Morrison	at Air Force*, Nov. 13, 2004	19
	Lyndon Earley	at Utah*, Oct. 29, 1988	19
	Jack Eaton	at Utah*, Sept. 17, 1983	19
	Scott Carter	at Miami, Nov. 18, 1978	19
	Scott Carter	at UTEP*, Sept. 23, 1978	19

MOST TACKLES/TWO PLAYERS COMBINED

Pl.	Player	(Rk.) Opponent, Date	Tackles
1.	Corey Boudreaux (21), Andrew Preston (18)	vs. Air Force*, Oct. 11, 2008	39
2.	Heath Farwell (19), Kirk Morrison (19)	vs. Air Force*, Nov. 13, 2004	38
	Ty Youngs (21), Bill Ferguson (17)	vs. Iowa State, Nov. 27, 1971	38
4.	Russell Allen (22), Ray Bass (14)	at Utah, Oct. 13, 2007	36
5.	Bobby Henderson (18), Joe Amaral (16)	vs. Kent State, Sept. 30, 1973	34

MOST UNASSISTED TACKLES

since 1972

Pl.	Player	(Rk.) Opponent, Date	Tackles
1.	Matt McCoy	at (17) Michigan, Sept. 18, 2004	17
2.	Andy Osborne	at Hawaii**, Oct. 25, 1997	15
3.	Corey Boudreaux	vs. Air Force*, Oct. 11, 2008	14
	Rico Curtis	vs. Air Force*, Oct. 2, 1999	14
5.	Nat Berhe	at Nevada*, Oct. 20, 2012	13
	Robert Griffith	at UCLA, Oct. 13, 1990	13
	Mark Sims	vs. Bowling Green, Nov. 23, 1974	13
	Ken Jackson	vs. Pacific*, Nov. 11, 1972	13
9.	Andrew Preston	vs. Air Force*, Oct. 11, 2008	12
	Jomar Butler	at Brigham Young*, Oct. 21, 2000	12
	Jason Moore	at Colorado State*, Oct. 26, 1996	12
	Darrell Lewis	vs. Air Force*, Oct. 24, 1992	12
	Todd Richards	vs. Oregon, Oct. 26, 1985	12

MOST ASSISTED TACKLES

since 1979

Pl.	Player (Rk.)	(Rk.) Opponent, Date	Tackles
1.	Jack Eaton	at Utah*, Sept. 17, 1983	17
	Bill Fairbrother	at Oklahoma State, Sept. 26, 1981	17
	Travis Hitt	vs. New Mexico, Nov. 27, 1976	17
4.	Bill Fairbrother	vs. Hawaii**, Oct. 24, 1981	16
	Scott Carter	at UTEP*, Sept. 23, 1978	16
6.	Alan Dale	vs. (12) Iowa State, Oct. 10, 1981	15
	Whip Walton	vs. Brigham Young, Oct. 2, 1976	15
8.	Whip Walton	vs. UNLV, Oct. 22, 1977	14
9.	Lee Brannon	vs. Hawaii**, Oct. 15, 1988	13
	nine other occasions with		13

MOST TACKLES FOR LOSS

since 1979

Pl.	Player	(Rk.) Opponent, Date	TFL
1.	Michael Duran	at Utah*, Oct. 23, 1999	6.0
2.	Joseph Tuipala	at Hawaii**, Nov. 18, 1995	5.0
3.	Russell Allen	at San José State, Sept. 13, 2008	4.5
	Siaosi Fifita	vs. Wyoming*, Nov. 3, 2007	4.5
5.	Jay Henderson	vs. Northern Illinois, Sept. 30, 2017	4.0
	Calvin Munson	at San José State*, Oct. 17, 2015	4.0
	Miles Burris	vs. Colorado State*, Nov. 6, 2010	4.0
	B.J. Williams	at (17) Brigham Young, Nov. 8, 2008	4.0
	Andy Osborne	at Fresno State*, Nov. 15, 1997	4.0
	Kabeer Gbaja-Biamila	at Wyoming*, Nov. 1, 1997	4.0
	Lou Foster	vs. UTEP*, Nov. 24, 1990	4.0
	Ron Spears	vs. UNLV*, Oct. 11, 1980	4.0

MOST SACKS

since 1976

Pl.	Player	(Rk.) Opponent, Date	Sacks
1.	Mike Douglass	at UTEP, Oct. 30, 1976	5.0
2.	Andy Coviello	vs. New Mexico*, Oct. 12, 1991	4.5
3.	Kyle Kelley	vs. Cincinnati, Dec. 24, 2015 (HB)	3.5
	Levi Esene	vs. Brigham Young*, Nov. 29, 1986	3.5
5.	Jay Henderson	vs. Northern Illinois, Sept. 30, 2017	3.0
	Calvin Munson	at San José State*, Oct. 17, 2015	3.0
	Heath Farwell	vs. Nevada, Sept. 25, 2004	3.0
	Blake Lobel	at (17) Michigan, Sept. 18, 2004	3.0
	Kabeer Gbaja-Biamila	vs. Southern Florida, Sept. 4, 1999	3.0
	Kabeer Gbaja-Biamila	vs. UNLV*, Oct. 18, 1997	3.0
	Andy Coviello	vs. Wyoming*, Nov. 2, 1991	3.0
	Eric Duncan	vs. (20) Brigham Young*, Nov. 5, 1988	3.0
	Brett Faryniarz	vs. Colorado State*, Nov. 14, 1987	3.0
	Brett Faryniarz	at Hawaii**, Oct. 31, 1987	3.0
	James Johnson	at UTEP*, Sept. 24, 1983	3.0

MOST PASSES DEFLECTED/PBU

since 1979

Pl.	Player	(Rk.) Opponent, Date	PD
1.	Darrell Lewis	at Hawaii**, Oct. 9, 1993	8
2.	J.J. Whittaker	vs. Nevada*, Oct. 4, 2013	5
3.	Mike Fox	vs. Oklahoma State, Nov. 27, 1982	5
	Mike Fox	vs. (12) Iowa State, Oct. 10, 1981	5
5.	Luq Barcoo	vs. Brigham Young, Nov. 30, 2019	4
	nine other occasions with		4

MOST FORCED FUMBLES

Pl.	Player	(Rk.) Opponent, Date	FF
1.	Darren Hall	at New Mexico State, Sept. 14, 2019	2
	12 other occasions with		2

MOST FUMBLE RECOVERIES

since 1972

Pl.	Player	(Rk.) Opponent, Date	FR
1.	Kirk Morrison	at New Mexico*, Nov. 9, 2002	2
	Brad Hicks	vs. New Mexico*, Nov. 17, 1984	2
	Gary Nobles	vs. Long Beach State, Oct. 23, 1982	2
	Terrell Ward	at New Mexico*, Oct. 6, 1979	2
	Kevin Feeney	vs. Arkansas State, Sept. 12, 1976	2
	Rance Olison	vs. (13) Houston, Oct. 6, 1973	2

MOST INTERCEPTIONS

Pl.	Player	(Rk.) Opponent, Date	Int.
1.	Dick Adair	vs. New Mexico State, Oct. 15, 1949	4
2.	Luq Barcoo	at Colorado State*, Oct. 5, 2019	3
	Damontae Kazee	vs. San Diego, Sept. 5, 2015	3
	Ed Ricketts	vs. Marines, Oct. 13, 1951	3
5.	Luq Barcoo	vs. Fresno State*, Nov. 15, 2019	2
	Tariq Thompson	vs. New Mexico*, Nov. 24, 2017	2
	Tariq Thompson	vs. Northern Illinois, Sept. 30, 2017	2
	34 other occasions with		2


MOST INTERCEPTION RETURN YARDAGE

since 1969

Pl.	Player	(Rk.) Opponent, Date	Yards
1.	Ricky Parker	at Oklahoma, Sept. 9, 1995	146
2.	Harold Hicks	vs. Hawaii**, Nov. 22, 1986	133
3.	Dave Croudip	vs. Long Beach State, Oct. 23, 1982	100
4.	Terrell Ward	at New Mexico*, Oct. 6, 1979	98
5.	Tory Nixon	at Air Force*, Sept. 1, 1984	97

MOST INTERCEPTIONS RETURNED FOR A TOUCHDOWN

Pl.	Player	(Rk.) Opponent, Date	TDs
1.	Calvin Munson	vs. San Diego, Sept. 5, 2015	2
2.	Tariq Thompson	vs. Northern Illinois, Sept. 30, 2017	1
	Damontae Kazee	vs. Hawaii**, Nov. 5, 2016	1
	Ron Smith	vs. Hawaii**, Nov. 5, 2016	1
	Malik Smith	at Utah State*, Oct. 28, 2016	1
	Ronley Lakalaka	vs. California, Sept. 10, 2016	1
	Alex Barrett	vs. Cincinnati, Dec. 24, 2015 (HB)	1
	Damontae Kazee	at Colorado State*, Oct. 31, 2015	1
	Calvin Munson	vs. Air Force*, Nov. 21, 2014	1
	49 other occasions with		1



WHIP WALTON

Most Interceptions Returned For TDs
Game: 2, Calvin Munson vs. USD, Sept. 5, 2015
Season: 2, Ron Smith, 2016, Calvin Munson, 2015 and Leon McFadden, 2012
Career: 3, Calvin Munson, 2013-14-15-16 and Ricky Parker, 1993-94-95-96

Most Passes Defended
Game: 8, Darrell Lewis at Hawaii*, 10/9/93
Season: 22, Marlon Andrews, 1990
Career: 39, Leon McFadden, 2009-10-11-12

Most Forced Fumbles (since 1980)
Game: 2, 13 times, most recent: Darren Hall at New Mexico State, 9/14/19
Season: 6, Kevin Mitchell, 1980
Career: 11, Robert Griffith, 1990-91-92

Most Fumble Recoveries (since 1972)
Game: 2, seven times, most recent: Kirk Morrison at New Mexico*, 11/9/02
Season: 6, Kevin Mitchell, 1980
Career: 10, Kirk Morrison, 2001-02-03-04

■ Tackles

SEASON

(since 1972)

Pl. Player, Season	Tackles
1. Rick Carusa, 1980	198
2. Whip Walton, 1976	184
3. Whip Walton, 1977	171
4. Bobby Henderson, 1974	165
5. Bobby Henderson, 1973	158
6. Travis Hitt, 1975	153
7. Damon Pieri, 1991	143
8. Alan Dale, 1981	140
9. Scott Carter, 1978	139
10. Andy Osborne, 1997	137
11. Scott Carter, 1978	132
12. Lou Foster, 1991	131
13. Kyahva Tezino, 2018	127

14. Matt McCoy, 2003	125
Todd Richards, 1985	125

SEASON/SENIOR

(since 1978)

Pl. Player, Season	Tackles
1. Rick Carusa, 1980	198
2. Andy Osborne, 1997	137
3. Lou Foster, 1991	131
4. Todd Richards, 1985	125
5. John Wesselman, 1989	124
Randy Kirk, 1986	124

SEASON/JUNIOR

(since 1978)

Pl. Player, Season	Tackles
1. Damon Pieri, 1991	143
2. Alan Dale, 1981	140
3. Kyahva Tezino, 2018	127
4. Russell Allen, 2007	119
5. Kirk Morrison, 2003	115

SEASON/SOPHOMORE

(since 1978)

Pl. Player, Season	Tackles
1. Matt McCoy, 2003	125
2. Rico Curtis, 1997	112
3. Craigus Thompson, 1994	101
4. Jason Moore, 1995	99
5. Ricky Parker, 1994	97

SEASON/FRESHMAN

(since 1979)

Pl. Player, Season	Tackles
1. Morey Paul, 1987	98
2. Joseph Tuipala, 1995	90
3. Larry Maxey, 1989	76
4. Andrew Preston, 2007	72
5. Rico Curtis, 1996	70
Kevin Richey, 1979	70

■ Annual Total Tackle Leaders

Year	Player	Cl.	NR	CR	UA	AT	Total	TFL	Sacks
1972	Bill Ferguson	Sr.			56	34	90	n/a	n/a
1973	Bobby Henderson	Jr.			88	70	158	n/a	0
1974	Bobby Henderson	Sr.			98	67	165	n/a	0
1975	Travis Hitt	Jr.			69	84	153	n/a	0
1976	Whip Walton	Jr.			82	102	184	n/a	0
1977	Whip Walton	Sr.			97	74	171	n/a	2
1978	Scott Carter	Sr.			71	68	139	n/a	1
1979	Terrell Ward	Sr.			45	50	95	1	0
1980	Rick Carusa	Sr.			108	90	198	7	n/a
1981	Alan Dale	Jr.			47	93	140	3	0.5
1982	Mike Fox	Sr.			54	35	89	4	2
1983	Thomas Carter	Sr.			51	36	87	9	6
1984	Herb Bohn	Sr.			45	42	87	8	2
1985	Todd Richards	Sr.			49	76	125	2	0
1986	Randy Kirk	Sr.			41	83	124	3	1
1987	Brett Faryniarz	Sr.			49	57	106	3	13
1988	Lyndon Earley	Jr.			55	54	109	0	0
1989	John Wesselman	Sr.			90	34	124	12	1
1990	Lou Foster	Jr.			52	32	84	8	0
1991	Damon Pieri	Jr.			95	48	143	3	0
1992	Darrell Lewis	Jr.			67	46	113	0	0
1993	Darrell Lewis	Sr.			67	42	109	4	0
1994	Craigus Thompson	So.			58	43	101	2	2
1995	Craigus Thompson	Jr.			46	53	99	10	0
1996	Jason Moore	Jr.			53	39	92	0	0
1997	Andy Osborne	Sr.			68	69	137	14	4
1998	Rico Curtis	Jr.			52	37	89	3	0
1999	Joey Mayo	Sr.			51	38	89	7	0
2000	Jomar Butler	Jr.			89	23	112	9	2
2001	Will Demps	Sr.			59	33	92	9	0
2002	Kirk Morrison	So.			60	37	97	9	3
2003	Matt McCoy	So.			75	50	125	13	4
2004	Kirk Morrison	Sr.			72	43	115	9	0
2005	Freddy Keiaho	Sr.			68	45	113	11.5	1
2006	Joe Martin	Sr.			58	51	109	7.5	3
2007	Russell Allen	Jr.	33	2	71	48	119	5.5	1
2008	Russell Allen	Sr.	32	4	63	44	107	9.5	2.5
2009	Jerry Milling	Sr.		15	44	31	75	9.5	1.5
2010	Miles Burris	Jr.		21	54	26	80	20.0	9.5
2011	Miles Burris	Sr.		15	46	32	78	19.5	8.0
2012	Nat Berhe	Jr.		10	68	26	94	2.0	0.0
2013	Nat Berhe	Sr.		16	60	39	99	5.5	1.0
2014	Josh Gavert	Sr.		19	54	35	89	4.5	1.0
2015	Calvin Munson	Jr.			45	53	98	15.0	9.5
2016	Calvin Munson	Sr.	68	10	57	59	116	11.0	4.5
2017	Ronley Lakalaka	Jr.	171	20	44	38	82	5.5	3.0
2018	Kyahva Tezino	Jr.	26	4	70	57	127	14.5	8.5
2019	Kyahva Tezino	Sr.	83	10	43	56	99	10.5	3.5

SEASON/LINEMAN

(since 1979)

Pl. Player, Season	Tackles
1. Brett Faryniarz, 1987	106
2. Levi Esene, 1986	97
3. Kevin Richey, 1980	86
4. Kabeer Gbaja-Biamila, 1997	82
5. Randy Mastin, 1979	80

SEASON/SECONDARY

(since 1979)

Pl. Player, Season	Tackles
1. Damon Pieri, 1991	143
2. John Wesselman, 1989	124
3. Darrell Lewis, 1992	113
4. Rico Curtis, 1997	112
Steve Lauter, 1986	112

CAREER

(since 1974)

Pl. Player, Seasons	Tackles
1. Whip Walton, 1974-75-76-77	407
2. Kirk Morrison, 2001-02-03-04	396
3. Russell Allen, 2005-06-07-08	375
4. Rico Curtis, 1996-97-98-99	355
5. Jason Moore, 1994-95-96-97	328
6. Calvin Munson, 2013-14-15-16	301
7. Nat Berhe, 2010-11-12-13	299
8. John Wesselman, 1987-88-89	296
9. Mike Fox, 1979-80-81-82	293
10. Craigus Thompson, 1993-94-95-96	292
11. Kyahva Tezino, 2016-17-18	290
12. Chris Johnson, 1990-91-92-93	284
13. Darrell Lewis, 1991-92-93	279
14. Damon Pieri, 1990-91-92	276
15. Joe Tuipala, 1995-96-97-98	271

Tariq Thompson, 2017-18-19 **178**



CAREER/LINEMAN

(since 1979)

Pl. Player, Seasons	Tackles
1. Brett Faryniarz, 1984-85-86-87	261
2. Kevin Richey, 1979-80-81-82	226
3. Kabeer Gbaja-Biamila, 1996-97-98-99	221
4. Brad Hicks, 1982-83-84	205
5. Eric Duncan, 1988-89-90-91	176

CAREER/SECONDARY

(since 1979)

Pl. Player, Seasons	Tackles
1. Rico Curtis, 1996-97-98-99	355
2. Jason Moore, 1994-95-96-97	328
3. Nat Berhe, 2010-11-12-13	299
4. Mike Fox, 1979-80-81-82	293
5. Chris Johnson, 1990-91-92-93	284
---	---
Tariq Thompson, 2017-18-19	178

■ Unassisted Tackles

SEASON

(since 1978)

Pl. Player, Season	Tackles
1. Rick Carusa, 1980	108
2. Damon Pieri, 1991	95
3. John Wesselman, 1989	90
4. Jomar Butler, 2000	89
5. Matt McCoy, 2003	75
6. Brian Berg, 2000	73
7. Kirk Morrison, 2004	72
8. Ricky Parker, 1994	71
Russell Allen, 2007	71
Ray Bass, 2007	71
11. Kyahva Tezino, 2019	70
12. Nat Berhe, 2012	68
Freddy Keiaho, 2005	68
Andy Osborne, 1997	68
15. Andy Coviello, 1991	67
Darrell Lewis, 1993	67
Darrell Lewis, 1992	67

CAREER

(since 1979)

Pl. Player, Seasons	Tackles
1. Kirk Morrison, 2001-02-03-04	241
2. Russell Allen, 2005-06-07-08	214
3. Rico Curtis, 1996-97-98-99	199
4. Nat Berhe, 2010-11-12-13	191
5. Damon Pieri, 1990-91-92	186
6. Jason Moore, 1994-95-96-97	184
7. Darrell Lewis, 1991-92-93	176
8. Damontae Kazee, 2013-14-15-16	171
Andrew Preston, 2007-08-09-10	171
John Wesselman, 1987-88-89	171
11. Matt McCoy, 2002-03-04	170
12. Chris Johnson, 1990-91-92-93	168
13. Ricky Parker, 1993-94-95-96	160
14. Calvin Munson, 2013-14-15-16	158
15. Jake Fely, 2010-11-12-13-14-15	157
---	---
Tariq Thompson, 2017-18-19	128

■ Assisted Tackles

SEASON

(since 1979)

Pl. Player, Season	Tackles
1. Alan Dale, 1981	93
2. Rick Carusa, 1980	90
3. Randy Kirk, 1986	83
4. Lou Foster, 1991	76
Steve Lauter, 1986	76
Todd Richards, 1985	76
7. Richard Brown, 1986	71
8. Andy Osborne, 1997	69
9. Bill Fairbrother, 1981	68
10. Levi Esene, 1986	61
11. Calvin Munson, 2016	59
Mike Fox, 1981	59
Randy Mastin, 1979	59
14. Kyahva Tezino, 2018	57
Brett Faryniarz, 1987	57

CAREER

(since 1979)

Pl. Player, Seasons	Tackles
1. Russell Allen, 2005-06-07-08	161
2. Rico Curtis, 1996-97-98-99	156
3. Kirk Morrison, 2001-02-03-04	155
4. Joseph Tuipala, 1995-96-97-98	144
Jason Moore, 1994-95-96-97	144
6. Calvin Munson, 2013-14-15-16	142
Brett Faryniarz, 1984-85-86-87	142
8. Kyahva Tezino, 2016-17-18-19	140
9. Craigus Thompson, 1993-94-95-96	137
Mike Fox, 1979-80-81-82	137
11. Alan Dale, 1981-82	134
12. Steve Lauter, 1984-85-86	128
13. Lyndon Earley, 1986-87-88	126
14. Rick Carusa (1979-80)	123
15. Richard Brown (1983-84-85-86)	119

■ Tackles for Loss

SEASON


(since 1979)

Pl. Player, Season	TFL
1. Jack Eaton, 1985	24.0
2. Levi Esene, 1984	22.0
Doug Reed, 1982	22.0
4. Kabeer Gbaja-Biamila, 1999	21.0
Kevin Richey, 1979	21.0
Mike Douglass, 1976	21.0
7. Miles Burris, 2010	20.0
Andy Coviello, 1991	20.0
Mike Stevens, 1984	20.0
James Johnson, 1983	20.0
11. Miles Burris, 2011	19.5
12. Kirk Morrison, 2003	17.0
13. Calvin Munson, 2015	15.0
Will Demps, 2000	15.0
Kabeer Gbaja-Biamila, 1998	15.0

CAREER

(since 1979)

Pl. Player, Seasons	TFL
1. Kabeer Gbaja-Biamila, 1996-97-98-99	58.5
2. Kevin Richey, 1979-80-81-82	55.5
3. Miles Burris, 2008-09-10-11	47.0
4. La'Roi Glover, 1992-93-94-95	44.5
5. Adrian Loja, 1993-94-95-96	43.5
6. Levi Esene, 1984-85-86	41.5
7. Alex Barrett, 2013-14-15-16	40.0
8. Kirk Morrison, 2001-02-03-04	40.0
9. Mike Stevens, 1982-83-84-85	39.5
10. Mike Hooper, 1984-85-86-87	37.5
11. Calvin Munson, 2013-14-15-16	36.5



12. Brett Faryniarz, 1984-85-86-87	35.5
13. Kyahva Tezino, 2016-17-18-19	32.5
---	---
Keshawn Banks, 2018-19	14.5

■ Sacks

SEASON

Pl. Player, Season	Sacks
1. Mike Douglass, 1976	21.0
2. Brett Faryniarz, 1987	13.0
3. Andy Coviello, 1991	12.5
4. Kabeer Gbaja-Biamila, 1999	12.0
Kabeer Gbaja-Biamila, 1997	12.0
6. Levi Esene, 1986	10.5
7. Calvin Munson, 2015	9.5
Miles Burris, 2010	9.5
Jack Eaton, 1985	9.5
10. Doug Reed, 1982	9.0
Kevin Richey, 1979	9.0
12. Kyahva Tezino, 2018	8.5
James Johnson, 1983	8.5
14. Miles Burris, 2011	8.0
Adrian Loja, 1996	8.0
Levi Esene, 1984	8.0

CAREER

Pl. Player, Seasons	Sacks
1. Kabeer Gbaja-Biamila, 1996-97-98-99	34.0
2. Mike Douglass, 1976-77	26.0
3. Brett Faryniarz, 1984-85-86-87	20.5
4. Alex Barrett, 2013-14-15-16	19.0
Miles Burris, 2008-09-10-11	19.0
6. La'Roi Glover, 1992-93-94-95	18.5
Levi Esene, 1984-85-86	18.5
Kevin Richey, 1979-80-81-82	18.5
9. Calvin Munson, 2013-14-15-16	18.0
10. Adrian Loja, 1993-94-95-96	17.5
11. Antwan Applewhite, 2004-05-06	17.0
Mit Wilson, 1986-87-88-89	17.0
13. Kyahva Tezino, 2016-17-18-19	15.5
Jamal Duff, 1991-92-93-94	15.5
Andy Coviello, 1990-91	15.5
---	---
Cameron Thomas, 2018-19	5.0
Keshawn Banks, 2018-19	4.5

■ Interceptions

SEASON

Pl. Player, Season	Int.
1. Ed Ricketts, 1951	12
2. Luq Barcoo, 2019	9
3. Damontae Kazee, 2015	8
Tom Deckert, 1969	8
5. Damontae Kazee, 2016	7
Larry Parker, 2011	7
Galen Pavelko, 1969	7
Fred Bates, 1950	7
9. Ricky Parker, 1995	6
John Wesselman, 1989	6
Vernon Dean, 1981	6
Terry Jackson, 1977	6
Monte Jackson, 1974	6
John Beck, 1967	6
David Lawson, 1964	6
Verne Dodds, 1954	6
Ed Fletcher, 1952	6

CAREER

Pl. Player, Seasons	Int.
1. Damontae Kazee, 2013-14-15-16	17
2. Jack Kaiser, 1946-47-48	14
3. Jason Moore, 1994-95-96-97	13
Bob Tomlinson, 1946-47-48-49	13
5. Ed Ricketts, 1950-51	12
Dick Adair, 1947-48-49	12
7. Tariq Thompson, 2017-18-19	11
Tom Deckert, 1969, 1971	11
Dick Morris, 1958-59-60	11
Verne Dodds, 1952-53-54	11
11. Luq Barcoo, 2018-19	10
Kameron Kelly, 2014-15-16-17	10
Ricky Parker, 1993-94-95-96	10
Terry Jackson, 1975-76-77	10
15. Malik Smith, 2013-14-15-16	9
Tory Nixon, 1983-84	9
Willie Buchanon, 1970-71	9
---	---
Darren Hall, 2017-18-19	3



LUQ BARCOO

■ Interception Return Yards

CAREER

Pl. Player, Seasons	Yards
1. Ricky Parker, 1993-94-95-96	355
2. Bob Tomlinson, 1946-47-48-49	269
3. Calvin Munson, 2013-14-15-16	244
4. Jason Moore, 1994-95-96-97	237
5. Tony Nixon, 1983-84	233
6. Monte Jackson, 1973-74	224
7. Damontae Kazee, 2013-14-15-16	214
8. Will Demps, 1999-00-01	187
9. Leon McFadden, 2009-10-11-12	186
10. Eldridge Cooks, 1961-62-63	177
George Coleman, 1946-47-48	177
12. Harold Hicks, 1986-87	176
13. Ed Ricketts, 1950-51	172
14. Bob Jones, 1965-66	170

Tariq Thompson, 2017-18-19 129

■ Interceptions Returned for TD

SEASON

Pl. Player, Season	TDs
1. Ron Smith, 2016	2
Calvin Munson, 2015	2
Leon McFadden, 2012	2
Tory Nixon, 1984	2
5. 53 players tied, last Tariq Thompson, 2017	1

■ CAREER

(since 1969)

Pl. Player, Seasons	TDs
1. Calvin Munson, 2013-14-15-16	3
Ricky Parker, 1993-94-95-96	3
3. Ron Smith, 2016	2
Damontae Kazee, 2013-14-15-16	2
Leon McFadden, 2009-10-11-12	2
Ricky Sharpe, 1999-00-01-02	2
Will Demps, 1999-00-01	2
Tory Nixon, 1983-84	2
Thomas Hayes, 1969-70	2
Leon Van Gorkum, 1969-70	2

Tariq Thompson, 2017-18-19 1

■ Pass Breakups

SEASON

Pl. Player, Season	PBU
1. Marlon Andrews, 1990	22
2. Luq Barcoo, 2019	16
Darren Hall, 2019	16
Ron Smith, 2017	16
5. Leon McFadden, 2011	15
Terry Jackson, 1977	15
7. Jacob Ellimian, 2003	14
Jeff Shoate, 2003	14
Eric Lewis, 1995	14
Ricky Parker, 1995	14
Tory Nixon, 1984	14
12. Damontae Kazee, 2014	13
Ricky Sharpe, 2002	13
Gary Taylor, 1991	13
Herm Edwards, 1975	13

■ CAREER

Pl. Player, Seasons	PBU
1. Leon McFadden, 2009-10-11-12	39
2. Eric Lewis, 1995-96-97-98	38
Gary Taylor, 1989-90-91-92	38
4. Donny Baker, 2003-04-05-06	34
Mario Mitchell, 1985-86-87-88	34
6. Ricky Sharpe, 1999-00-01-02	31
7. Damontae Kazee, 2013-14-15-16	30
8. Jeff Shoate, 2001-02-03	29
Marlon Andrews, 1989-90	29
Mike Fox, 1979-80-81-82	29
11. Ron Smith, 2016-17-18	26
Ricky Parker, 1993-94-95-96	26
Gary Taylor, 1989-90-91-92	26
14. J.J. Whittaker, 2013-14-15	25
Clarence Nunn, 1983-85-86-87	25

Tariq Thompson, 2017-18-19 20
Darren Hall, 2017-18-19 19

■ Forced Fumbles

SEASON

Since 1980

Pl. Player, Season	FF
1. Kevin Mitchell, 1980	6
2. Robert Griffith, 1990	5
Mike Fox, 1982	5
4. Damontae Kazee, 2013	4
Miles Burris, 2010	4
Heath Farwell, 2004	4
Kirk Morrison, 2003	4
Heath Farwell, 2002	4
Jeff Shoate, 2001	4
Andy Osborne, 1997	4
Robert Griffith, 1991	4
Kabeer Gbaja-Biamila, 1996	4
13. many tied, last Jake Fely, 2015	3

■ CAREER

Pl. Player, Seasons	FF
1. Robert Griffith, 1990-91-92	11
2. Heath Farwell, 2002-03-04	9
3. Jake Fely, 2010-11-12-13-14-15	8
Kabeer Gbaja-Biamila, 1996-97-98-99	8
5. Kirk Morrison, 2001-02-03-04	7
6. Damontae Kazee, 2013-14-15-16	6
Kevin Mitchell, 1979-80	6
8. Tariq Thompson, 2017-18-19	5
Luke Laolagi, 2006-07-08-09	5
Jonathan Bailes, 2003-04-05-06	5
La'Roi Glover, 1992-93-94-95	5
Mario Mitchell, 1985-86-87-88	5
Ramondo Stallings, 1990-91-92-93	5
14. many tied, last Calvin Munson, 2013-14-15-16	4

Darren Hall, 2017-18-19 3

■ Fumble Recoveries

SEASON

Pl. Player, Season	FR
1. Kevin Mitchell, 1980	6
2. Kirk Morrison, 2002	5
3. Lou Foster, 1991	4
Ken Moore, 1983	4
Bob Epps, 1979	4
6. Tariq Thompson, 2019	3
Derek Largent, 2012	3
Miles Burris, 2011	3
Russell Allen, 2008	3
Antwan Applewhite, 2005	3
Kirk Morrison, 2004	3

Ricky Sharpe, 2000	3
Andy Osborne, 1997	3
Mitch Burton, 1988	3
Levi Esene, 1984	3
David Croudip, 1982	3
Rick Carusa, 1980	3
Terrell Ward, 1979	3

■ CAREER

Pl. Player, Seasons	FR
1. Kirk Morrison, 2001-02-03-04	10
2. Kevin Mitchell, 1979-80	7
3. Lou Foster, 1990-91	6
Thomas Carter, 1982-83	6
5. Tariq Thompson, 2017-18-19	5
Jake Fely, 2010-11-12-13-14-15	5
Lyndon Earley, 1986-87-88	5
Brad Hicks, 1982-83-84	5
Steve Lauter, 1984-85-86	5
Rick Carusa, 1979-80	5
Bob Epps, 1979-80	5
12. many tied, last Derek Largent, 2012-13-14	4

Dwayne Johnson Jr., 2017-18-19 3

■ Blocked Kicks

SEASON

Pl. Player, Season	Blk.
1. Brad Burton, 1989	3
2. Noble Hall, 2018	2
Scott Graves, 2013	2
Leon McFadden, 2009	2
Freddy Keiaho, 2002	2
Robert Griffith, 1991	2
John Wesselman, 1989	2
Alfred Jackson, 1985	2
9. many tied, last Trenton Thompson, 2019	1

■ CAREER

Pl. Player, Seasons	Blk.
1. Freddy Keiaho, 2002-03-04-05	4
Brad Burton, 1986-87-88-89	4
3. John Wesselman, 1987-88-89	3
4. Noble Hall, 2015-16-17-18	2
Sam Meredith, 2011-12-13-14	2
Scott Graves, 2012-13	2
Leon McFadden, 2009-10-11-12	2
Robert Griffith, 1990-91-92	2
Alfred Jackson, 1985-86-87-88	2
10. many tied, including current players	
Kaelin Himpfili, 2017-18-19	1
Trenton Thompson, 2016-18-19	1

■ Quarterback Hurries

SEASON

Started tracking in 2014

Pl. Player, Season	QBH
1. Kyahva Tezino, 2019	21
2. Kyahva Tezino, 2018	17
Calvin Munson, 2016	17
4. Alex Barrett, 2016	16
5. Myles Cheatum, 2019	15
6. Cameron Thomas, 2019	13
7. Kyle Kelley, 2016	12
8. Jon Sanchez, 2014	10
9. Keshawn Banks, 2019	9
Troy Cassidy, 2019	9
Ronley Lakalaka, 2018	9
12. Noble Hall, 2018	8
Kyle Kelley, 2015	8



14. Caden McDonald, 2019	7
Chibu Onyeukwu, 2018	7
Jay Henderson, 2017	7
Kyahva Tezino, 2017	7
Jay Henderson, 2016	7
Alex Barrett, 2015	7
Calvin Munson, 2015	7
Derek Largent, 2014	7

CAREER

Started tracking in 2014, seasons below since 2014

Pl.	Player, Seasons	QBH
1.	Kyahva Tezino, 2016-17-18-19	45
2.	Alex Barrett, 2014-15-16	29
3.	Calvin Munson, 2014-15-16	26
4.	Myles Cheatum, 2016-17-18-19	23
5.	Noble Hall, 2015-16-17-18	21
6.	Troy Cassidy, 2016-17-18-19	20
	Ronley Lakalaka, 2015-16-17-18	20
	Kyle Kelley, 2015-16	20
9.	Jay Henderson, 2014-15-16-17	14
	Jon Sanchez, 2014-15	14
11. Cameron Thomas, 2018-19	13	
12.	Chibu Onyeukwu, 2017-18	11
13. Keshawn Banks, 2018-19	10	
	Dakota Turner, 2014-15-16-17	10
15.	Randy Ricks, 2015-16-17	9

Caden McDonald, 2018-19	7
Andrew Aleki, 2017-18-19	6
Conor Mitchell, 2018-19	3

■ Division I Era Team Records

FEWEST FIRST DOWNS ALLOWED

Pl.	Opponent	Date	First Downs
1.	vs. Weber State	8/31/19	5
2.	vs. Fresno State*	10/3/15	6
	vs. UC Santa Barbara*	10/25/69	6
4.	at Long Beach State	11/20/76	7
	vs. Fresno State*	10/31/70	7
	vs. San José State*	10/17/70	7
7.	vs. Central Michigan (NMB)	12/21/19	8
	at San José State*	11/4/17	8
	vs. New Hampshire	9/3/16	8
	vs. New Mexico*	11/5/11	8
	vs. North Carolina	12/19/98	8
	vs. Fresno State*	11/7/98	8
	at Fresno State*	10/11/75	8
	at North Texas	11/2/74	8
	<i>in a Mountain West game</i>		
	vs. Fresno State	10/3/15	6
	<i>against a nationally ranked opponent</i>		
	vs. (19) Stanford	9/16/17	9

FEWEST YARDS PER RUSH ALLOWED

Pl.	Opponent	Date	YPR
1.	vs. Cal State L.A.*	9/27/69	-1.63
2.	at Brigham Young*	9/16/95	-0.62
3.	at San José State*	10/4/69	-0.24
4.	at North Texas	9/19/70	-0.14
5.	at Brigham Young*	11/11/78	-0.12
6.	at Kansas	9/25/99	0.00
7.	vs. Hawaii*	11/22/86	0.04
8.	at California	9/18/82	0.06
9.	vs. San José State*	10/17/70	0.07
10.	vs. Fresno State*	10/31/70	0.13
	<i>in a Mountain West game</i>		
	vs. Fresno State*	10/3/15	0.55
	<i>against a nationally ranked opponent</i>		
	vs. (13) Brigham Young*	11/6/99	1.22

LOWEST PASSING COMPLETION PERCENTAGE ALLOWED

Pl.	Opponent	Date	Pct.
1.	vs. Cal State L.A.*	9/26/70	11.11
2.	vs. West Texas State	11/4/72	11.76
3.	at Colorado State*	10/20/79	14.29
4.	vs. UNLV*	10/8/16	15.38
5.	at Wyoming*	10/14/78	16.67
	at (19) Iowa State	9/16/78	16.67
7.	at North Texas	9/19/70	17.24
8.	vs. Arizona	11/10/79	19.05
9.	at Hawaii*	10/5/91	19.23
10.	vs. Utah State	11/30/74	20.00
	at Fresno State*	10/30/71	20.00
	<i>in a Mountain West game</i>		
	vs. UNLV*	10/8/16	15.38
	<i>against a nationally ranked opponent</i>		
	at (19) Iowa State	9/16/78	16.67

LOWEST PASSING EFFICIENCY RATING ALLOWED

Pl.	Opponent	Date	Rating
1.	vs. Army West Point (AFB)	12/23/17	-12.40
2.	vs. Arizona	11/10/79	-8.57
3.	vs. Cal State L.A.*	9/26/70	-6.44
4.	vs. West Texas State	11/4/72	1.58
5.	vs. UNLV*	10/8/16	5.82
6.	at North Texas	9/19/70	15.33
7.	at Fresno State*	10/30/71	20.46
8.	at Colorado State*	10/20/79	21.49
9.	at San José State*	11/15/75	22.88
10.	at UT Arlington	10/18/69	23.23
	<i>in a Mountain West game</i>		
	vs. UNLV*	10/8/16	5.82
	<i>against a nationally ranked opponent</i>		
	vs. (18) Air Force*	12/3/83	33.60

LOWEST YARDS PER PLAY ALLOWED

Pl.	Opponent	Date	Yards/Play
1.	at North Texas	9/19/70	0.82
2.	vs. Cal State L.A.*	9/26/70	1.70
3.	vs. San José State*	10/17/70	1.83
4.	vs. Cal State L.A.*	9/27/69	1.84
5.	vs. Fresno State*	10/3/15	1.89
6.	at Oregon State	9/13/75	2.20
7.	at Fresno State*	10/30/71	2.21
8.	at Fresno State*	10/11/75	2.38
9.	vs. Pacific*	10/9/71	2.43
10.	at Brigham Young*	11/11/78	2.44
	vs. UC Santa Barbara*	11/14/70	2.44
	<i>in a Mountain West game</i>		
	vs. Fresno State*	10/3/15	1.89
	<i>against a nationally ranked opponent</i>		
	at (2) Ohio State	9/6/03	3.44

MOST TURNOVERS FORCED

Pl.	Opponent	Date	Turnovers
1.	vs. North Texas	11/24/73	10
2.	vs. Wyoming*	11/17/01	9
	vs. North Texas	12/4/71	9
4.	vs. Long Beach State	10/23/82	8
	vs. Utah*	11/29/80	8
	vs. Arizona	11/10/79	8
	vs. Kent State	9/30/73	8
	at UT Arlington	10/18/69	8
	at San José State*	10/4/69	8
10.	at UTEP*	10/28/95	7
	5 other occasions with		7
	<i>in a Mountain West game</i>		
	at Air Force*	11/13/04	6
	<i>against a nationally ranked opponent</i>		
	at (7) at Miami	11/18/99	6

SDSU is 15-0 in the Division I era when forcing at least seven turnovers and 29-1-1 when forcing six-plus.

■ Annual Interception Leaders

Year	Player	Cl.	NR	CR	No.	Yds.	Avg.	TDs	
1950	Fred Bates	Sr.			7	47	6.7	0	
1951	Ed Ricketts	Sr.			12	172	14.6	1	
1952	Ed Fletcher	Sr.			6	67	11.2	0	
1953	Verne Dodds	Jr.			4	29	7.3	0	
1954	Verne Dodds	Sr.			6	31	5.2	0	
1955	Jim Pyles	So.			2	38	19.0	0	
	Claude Lewis	Jr.			2	0	0.0	0	
1956	Jay Gutowski	Sr.			3	65	21.7	0	
	Claude Lewis	Sr.			3	47	15.7	0	
1957	Joe Duke	So.			5	31	6.2	0	
1958	Bob Ball	So.			4	53	13.3	0	
1959	Dick Morris	Jr.			3	57	19.0	0	
1960	not available								
1961	Neal Petties	So.			3	18	6.0	0	
1962	Larry Korsmeier	Sr.			5	11	2.0	0	
1963	Jim Allison	Jr.			5	58	11.6	0	
1964	David Lawson	Sr.			6	22	3.7	0	
1965	Cliff Kinney	Sr.			3	57	19.0	0	
1966	John Williams	Sr.			5	46	9.2	0	
1967	John Beck	Sr.			6	40	6.7	0	
1968	Nate Wright	Sr.			5	39	7.8	0	
1969	Tom Decker	Jr.		3	8	36	4.5	0	
1970	Willie Buchanon	Jr.			4	47	11.8	1	
1971	Willie Buchanon	Sr.		5	5	42	8.4	0	
1972	Ken Jackson	Sr.			4	61	15.3	0	
1973	Bobby Henderson	Jr.		2	5	77	15.4	0	
1974	Monte Jackson	Sr.		1	6	160	26.7	0	
1975	Ed Kertel	Sr.		3	5	114	22.8	0	
1976	Gary Marshall	Sr.			3	77	25.7	1	
1977	Terry Jackson	Sr.			6	102	17.0	1	
1978	Steve Jorde	Sr.			3	61	20.3	0	
1979	Reuben Henderson	Jr.			4	1	0.3	0	
1980	Rick Boyer	Jr.			3	65	21.7	0	
1981	Vernon Dean	Sr.		1	6	89	14.8	0	
1982	Trent Collins	Jr.			4	94	23.5	0	
	Gary Nobles	Sr.			4	5	1.3	0	
1983	Tory Nixon	Jr.			4	10	2.5	0	
1984	Tory Nixon	Sr.			5	223	44.6	2	
1985	Steve Lauter	Jr.			2	5	2.5	0	
	Ellis Powers	Jr.			2	2	1.0	0	
1986	Steve Lauter	Sr.			4	51	12.8	0	
1987	Clarence Nunn	Sr.			3	12	4.0	0	
1988	Casey Copeland	Sr.			3	14	4.7	0	
	Lyndon Earley	Jr.			3	14	4.7	0	
1989	John Wesselman	Sr.		2	6	75	12.5	0	
1990	Gary Taylor	So.			4	0	0.0	0	
1991	Damon Pieri	Jr.		4	3	32	10.7	0	
1992	Darrell Lewis	Jr.			4	80	20.0	1	
1993	Chris Johnson	Sr.			3	85	28.3	1	
1994	Eric Sutton	Sr.			3	64	21.3	0	
1995	Ricky Parker	Jr.		17	2	6	199	33.2	1
1996	Jason Moore	Jr.		14	4	5	154	30.8	1
1997	Aazaar Abdul-Rahim	Jr.		14	3	0	0.0	0	
1998	Rico Curtis	Jr.		8	3	20	6.7	0	
1999	Aazaar Abdul-Rahim	Sr.		10	3	16	5.3	0	
2000	Will Demps	Jr.		9	2	43	21.5	1	
	Donte Gamble	Jr.		6	2	6	3.0	0	
2001	Garret Paveiko	Sr.		34	4	4	40	10.0	0
2002	Kirk Morrison	So.			7	3	91	30.3	1
	Ricky Sharpe	Sr.			7	3	37	12.3	1
	Marviel Underwood	So.			7	3	10	3.3	0
2003	Jacob Elimimian	So.		50	3	4	106	26.5	1
2004	Josh Dean	Sr.		86	7	3	0	0.0	0
2005	Marcus Demps	Sr.		42	3	4	46	11.5	1
2006	Donny Baker	Sr.			3	24	8.0	0	
2007	Vonnie Holmes	Jr.		61	3	4	65	16.2	1
	Aaron Moore	So.		61	3	4	18	4.5	0
2008	Jose Perez	So.			11	2	9	4.5	0
	Corey Boudreaux	Sr.			12	2	120	60.0	1
2009	Luke Laolagi	Sr.			8	3	82	27.3	0
2010	Andrew Preston	Sr.			3	69	23.0	0	
2011	Larry Parker	Jr.		4	1	7	57	8.1	0
2012	Eric Pinkins	Sr.			5	3	70	23.3	1
	Leon McFadden	Sr.			5	3	124	41.3	2
2013	J.J. Whittaker	So.			12	3	29	9.7	1
2014	Calvin Munson	So.		45	5	4	146</		

Punt Returns



10 STRAIGHT BOWL GAME APPEARANCES ► 21 CONFERENCE CHAMPIONSHIPS

Bold indicates set by a current Aztec
* - Indicates conference game

■ Team Records

Most Returns

Game: 10, vs. San José State*, 10/17/70 and Cal Western, 11/27/66
Season: 54, in 1970 (9-2)

Most Return Yardage

Game: 158, vs. Utah*, 10/24/98
Season: 483, in 1969 (11-0)

Highest Return Average Per Return

Game: 46.0, (3) at Utah, 9/17/83 (min. 3)
Season: 18.8, in 1998 (7-5)

Most Returns for Touchdowns

Game: 1, many times, most recent: vs. Nevada*, 11/18/17
Season: 3, in 1998 and 1975

■ Individual Records

Most Returns

Game: 10, T.C. Wright at Hawai'i*, 10/5/91
Season: 36, Ray Peterson, 1992
Career: 87, Monty Gilbreath, 1986-87-88-89

Most Return Yards

Game: 138, Jim Sandusky at Utah*, 9/17/83
Season: 381, Jim Sandusky, 1983
Career: 1,195, Ray Peterson, 1992-93-94-95

Highest Return Average

Game: 46.0, Jim Sandusky at Utah*, 9/17/83 (min. 3)
Season: 20.7, Volney Quinlan, 1951
Career: 13.5, Nate Wright, 1967-68

Most Returns For TDs

Game: 1, many times, most recent: Rashaad Penny vs. Nevada, 11/18/17
Season: 2, four times, most recent: Tim Vizzi, 2013
Career: 3, Ray Peterson, 1992-93-94-95

■ Returns

SEASON

Pl. Player, Season	Number
1. T.C. Wright, 1991	39
2. Ray Peterson, 1992	32
3. Quest Truxton, 2016	30
Kyle Conerly, 2003	30
Ray Peterson, 1993	30
Jon Robertson, 1970	30
7. Webster Slaughter, 1986	29
Mel Jacobs, 1975	29
9. Sean Pierce, 2000	28
10. Donte Gamble, 2001	27
Monty Gilbreath, 1988	27
12. Tom Deckert, 1969	26
13. Monty Gilbreath, 1989	25
14. Tom Deckert, 1971	24
15. Quest Truxton, 2017	23
Gary Nobles, 1981	23
Nate Wright, 1968	23

CAREER

Pl. Player, Seasons	Number
1. Ray Peterson, 1992-93-94-95	96
2. Monty Gilbreath, 1986-87-88-89	87
3. Kyle Conerly, 2001-02-03-04	63
4. Quest Truxton, 2016-17	53
5. Tom Deckert, 1969, 1971	50
6. Michael Franklin, 2002-03-04-05	47
7. Ken Mathis, 1976-77	43
8. Sean Pierce, 1997-99-00	42
9. Mel Jacobs, 1974-75	40
10. T.C. Wright, 1990-91	39
Nate Wright, 1967-68	39
12. Craig Scroggins, 1965-66	34
13. Lloyd Mills, 2013-14-15	33
14. Webster Slaughter, 1984-85	32
15. Donte Gamble, 2000-01	31
---	---
Jordan Byrd, 2018-19	15

■ Yards

SEASON

Pl. Player, Season	Yards
1. Jim Sandusky, 1983	381
2. T.C. Wright, 1991	376
3. Ray Peterson, 1992	355
4. Tom Deckert, 1969	346
5. LeAndrew Childs, 1996	332
6. Ray Peterson, 1993	330
7. Ray Peterson, 1995	320
8. Volney Quinlan, 1951	311
9. Damon Gourdine, 1998	294
10. Art Preston, 1949	283
11. Monty Gilbreath, 1988	276
12. Quest Truxton, 2016	271
13. Webster Slaughter, 1984-85	268
14. Nate Wright, 1967	264
15. Nate Wright, 1968	262

CAREER

Pl. Player, Seasons	Yards
1. Ray Peterson, 1992-93-94-95	1,194
2. Monty Gilbreath, 1986-87-88-89	795
3. Kyle Conerly, 2001-02-03-04	599
4. Nate Wright, 1967-68	526
5. Tom Deckert, 1969, 1971	479
6. Quest Truxton, 2016-17	465
7. Art Preston, 1949-50-51	462
8. Art Delvaux, 1963-64	438
9. Jim Sandusky, 1983	381
10. T.C. Wright, 1990-91	376
11. Ed Fletcher, 1951-52	362
12. Sean Pearce, 1999-00	352
13. Lloyd Mills, 2013-14-15	348
Damon Gourdine, 1996-97-98	348
15. Eric Lewis, 1995-96-97-98	342
---	---
Jordan Byrd, 2018-19	100

■ Yards Per Return

SEASON

Pl. Player, Season (PR - Yards)	Avg.
1. Volney Quinlan, 1951 (15-311)	20.7
2. Jim Sandusky, 1983 (20-381)	19.1
3. Damon Gourdine, 1998 (16-294)	18.4
4. Nate Wright, 1967 (16-264)	16.5
5. Ray Peterson, 1994 (12-190)	15.8
6. LeAndrew Childs, 1996 (22-332)	15.1
7. Ray Peterson, 1995 (22-320)	14.5
8. Tom Deckert, 1969 (26-346)	13.3

■ Single-Game Punt Return Leaders

MOST YARDS

Pl. Player	(Rk.) Opponent, Date	No.	Yards	Avg.	TD
1. Jim Sandusky	at Utah*, Sept. 17, 1983	3	138	46.0	1
2. Ray Peterson	vs. CSUN, Sept. 4, 1993	8	136	17.0	0
3. Ray Peterson	vs. San José State*, Oct. 21, 1995	5	129	25.8	0
4. Eric Lewis	vs. San José State*, Nov. 8, 1997	6	128	21.3	1
5. T.C. Wright	vs. Long Beach State, Sept. 8, 1991	6	127	21.2	0
6. Damon Gourdine	vs. Utah*, Oct. 24, 1998	3	120	40.0	1
7. Craig Scroggins	vs. Cal Western, Nov. 27, 1965	7	112	16.0	0
8. T.C. Wright	at Hawai'i*, Oct. 5, 1991	10	108	10.8	0
9. Kyle Conerly	vs. UNLV*, Oct. 26, 2002	4	107	26.8	1
10. Lloyd Mills	vs. South Alabama, Sept. 19, 2015	5	106	21.2	0

MOST ATTEMPTS

Pl. Player	(Rk.) Opponent, Date	No.	Yards	Avg.	TD
1. T.C. Wright	at Hawai'i*, Oct. 5, 1991	10	108	10.8	0
2. Ray Peterson	vs. CSUN, Sept. 4, 1993	8	136	17.0	0
Tom Deckert	vs. Utah State, Oct. 22, 1971	6	21	3.5	0
4. Michael Franklin	vs. San José State, Sept. 24, 2005	6	43	7.2	0
Donte Gamble	at Colorado State*, Sept. 22, 2001	6	4	0.7	0
Eric Lewis	vs. San José State*, Nov. 8, 1997	6	128	21.3	1
T.C. Wright	vs. Long Beach State, Sept. 8, 1991	6	127	21.2	0
8. Quest Truxton	at Hawai'i*, Oct. 28, 2017	5	44	8.8	0
Quest Truxton	at UNLV*, Oct. 7, 2017	5	54	10.8	0
Quest Truxton	vs. UNLV*, Oct. 8, 2016	5	44	8.8	0
Lloyd Mills	vs. South Alabama, Sept. 19, 2015	5	106	21.2	0
Michael Franklin	vs. Wyoming*, Nov. 19, 2005	5	13	2.6	0
Kyle Conerly	vs. Colorado State*, Oct. 16, 2004	5	37	7.4	0
Kyle Conerly	at UNLV*, Nov. 8, 2003	5	56	11.2	0
Michael Franklin	at Idaho, Sept. 21, 2002	5	44	8.8	0

9. Monty Gilbreath, 1987 (16-205)	12.8
10. Tim Vizzi, 2013 (17-213)	12.5
11. Art Dalvaux, 1964 (21-250)	11.9
12. Craig Scroggins, 1965 (19-223)	11.7
Eric Lewis, 1997 (19-223)	11.7
14. Nate Wright, 1968 (23-262)	11.391
15. Lloyd Mills, 2014 (18-205)	11.389

CAREER

(minimum 30 returns)

Pl. Player, Seasons	Avg.
1. Nate Wright, 1967-68	13.5
2. Ray Peterson, 1992-93-94-95	12.5
3. Eric Lewis, 1995-96-97-98	11.8
4. Lloyd Mills, 2014-15	10.5
5. Tim Vizzi, 2012-13	10.3
6. Craig Scroggins, 1965-66	10.0
7. T.C. Wright, 1990-91	9.64
8. Tom Deckert, 1969, 1971	9.58
9. Kyle Conerly, 2001-02-03-04	9.5
10. Monty Gilbreath, 1986-87-88-89	9.1
11. Quest Truxton, 2016-17	8.8
12. Sean Pearce, 1999-00	8.381
13. Webster Slaughter, 1984-85	8.375
14. Jon Robertson, 1970	7.4
15. Michael Franklin, 2002-03-04-05	7.2

■ Touchdowns

SEASON

Pl. Player, Season	Number
1. Tim Vizzi, 2013	2
Damon Gourdine, 1998	2
Ray Peterson, 1994	2
Mike Fox, 1985	2

CAREER

Pl. Player, Seasons	Number
1. Ray Peterson, 1992-93-94-95	3
2. Tim Vizzi, 2012-13	2
Damon Gourdine, 1997-98-99	2
Mike Fox, 1979-80-81-82	2

Kickoff Returns



10 STRAIGHT BOWL GAME APPEARANCES ► 21 CONFERENCE CHAMPIONSHIPS

Bold indicates set by a current Aztec
 * - Indicates conference game
 ^ - Indicates Division I era record

■ Team Records

Most Returns

Game: 9, five times, most recent:
 vs. (24) Cincinnati, 9/29/07
Season: 64, in 1987 (5-7)

Most Return Yardage

Game: 218, at Cal State L.A.*, 10/19/63
Season: 1,418, in 1988 (3-8)

Highest Return Average Per Return

Game: 48.3, (3) vs. (20) Brigham Young*,
 11/5/88 (min. 3)
Season: 29.1 in 2015 (11-3)

Most Returns for Touchdowns

Game: 2 at Wyoming, 11/19/16
Season: 4 in 2017 (10-3)

■ Individual Records

Most Returns

Game: 8, Vincent Brown vs. (24) Cincinnati,
 9/29/07 and Ray Bass at TCU*, 11/18/06
Season: 40, Monty Gilbreath, 1987
Career: 92, Colin Lockett, 2010-11-12-13

Most Return Yards

Game: 188, Ray Bass at TCU*, 11/18/06
Season: 880, Monty Gilbreath, 1987
Career: 2,449, Rashaad Penny, 2014-15-16-17

Highest Return Average

Game: 48.3, Patrick Rowe vs. Brigham Young,
 11/5/88 (min. 3)
Season: 33.5, Rashaad Penny, 2015
Career: 30.2, Rashaad Penny, 2014-15-16-17

Most Returns For TDs

Game: 1, many times, most recent:
 Kaegun Williams at San Jose State*,
 10/19/19
Season: 3, Rashaad Penny, 2015
Career: 7, Rashaad Penny, 2014-15-16-17

■ Returns

SEASON

Pl. Player, Season	Number
1. Monty Gilbreath, 1987	40
2. Curtis Shearer, 1994	33
3. Darnay Scott, 1991	32
4. Colin Lockett, 2013	31
Colin Lockett, 2011	31
Patrick Rowe, 1988	31
7. Colin Lockett, 2012	30
8. Davion Mauldin, 2009	29
Michael Franklin, 2005	29
Donte Gamble, 2001	29
11. Davion Mauldin, 2008	26
Mekell Wesley, 2007	26
13. Vincent Brown, 2007	25
14. Rashaad Penny, 2015	24
Steve Stapler, 1978	24

CAREER

Pl. Player, Seasons	Number
1. Colin Lockett, 2010-11-12-13	92
2. Rashaad Penny, 2014-15-16-17	81

3. Monty Gilbreath, 1986-87-88-89	74
4. Darnay Scott, 1991-92-93	64
5. Davion Mauldin, 2008-09	55
6. Patrick Rowe, 1987-88-90-91	50
7. Mekell Wesley, 2006-07-08-09	48
8. Curtis Shearer, 1992-93-94	47
9. Michael Franklin, 2002-03-04-05	46
10. Juwan Washington, 2016-17-18-19	43
Brandon Davis, 2008-09-10-11	43
12. Steve Sapler, 1978-79	41
13. Az Hakim, 1994-95-96-97	40
Phil Smith, 1981-82	40
15. Vincent Brown, 2007-08-09-10	36
Damon Gourdine, 1997-98-99	36
---	---
Jordan Byrd, 2018-19	23

■ Yards

SEASON

Pl. Player, Season	Yards
1. Monty Gilbreath, 1987	880
2. Rashaad Penny, 2015	804
3. Patrick Rowe, 1988	799
4. Colin Lockett, 2012	777
5. Colin Lockett, 2013	761
6. Darnay Scott, 1991	680
7. Colin Lockett, 2011	678
8. Davion Mauldin, 2009	636
9. Curtis Shearer, 1994	630
10. Rashaad Penny, 2015	624
11. Donte Gamble, 2001	594
12. Davion Mauldin, 2008	588
13. Mekell Wesley, 2007	568
14. Damon Gourdine, 1998	558
15. Jon Robertson, 1970	557

CAREER

Pl. Player, Seasons	Yards
1. Rashaad Penny, 2014-15-16-17	2,449
2. Colin Lockett, 2010-11-12-13	2,216
3. Monty Gilbreath, 1986-87-88-89	1,543
4. Darnay Scott, 1991-92-93	1,399
5. Patrick Rowe, 1987-88-90-91	1,248
6. Davion Mauldin, 2008-09	1,224
7. Mekell Wesley, 2006-07-08-09	1,020
8. Juwan Washington, 2016-17-18	1,017
9. Phil Smith, 1981-82	1,003
10. Az Hakim, 1994-95-96-97	999
11. Brandon Davis, 2008-09-10-11	952
12. Steve Sapler, 1978-79	886
13. Curtis Shearer, 1991-92-93-94	875
14. Damon Gourdine, 1997-98-99	835
15. Michael Franklin, 2002-03-04-05	823
---	---
Jordan Byrd, 2018-19	465

■ Yards Per Return

SEASON

(minimum 15 returns)

Pl. Player, Season (KR - Yards)	Avg.
1. Rashaad Penny, 2015 (24-804)	33.5
2. Rashaad Penny, 2016 (20-624)	31.2
3. Rashaad Penny, 2017 (17-521)	30.6
4. Jon Robertson, 1970 (20-557)	27.9
5. LeAndrew Childs, 1996 (15-408)	27.2
6. Colin Lockett, 2012 (30-777)	25.9
7. Patrick Rowe, 1988 (31-799)	25.8
8. Phil Smith, 1981 (22-553)	25.1
9. Rashaad Penny, 2014 (20-500)	25.0
Phil Smith, 1982 (18-450)	25.0
11. Colin Lockett, 2013 (31-761)	24.5
12. Damon Gourdine, 1998 (23-558)	24.3

■ Single-Game Kickoff Return Leaders

MOST YARDS

Pl. Player	(Rk.) Opponent, Date	No.	Yards	Avg.	TD
1. Ray Bass	at TCU, Nov. 18, 2006	8	188	23.5	0
2. Mekell Wesley	at UNLV, Nov. 10, 2007	5	178	35.6	1
3. Mike Fox	vs. New Mexico*, Nov. 22, 1980	5	171	34.2	0
4. Davion Mauldin	vs. Brigham Young*, Oct. 17, 2009	6	160	26.7	0
5. Darnay Scott	vs. UCLA, Sept. 26, 1991	6	159	26.5	0
6. Patrick Rowe	vs. Hawaii*, Oct. 15, 1988	7	157	22.4	0
7. Patrick Rowe	vs. Wyoming*, Oct. 8, 1988	5	154	30.8	0
8. Davion Mauldin	vs. (6) TCU*, Nov. 7, 2009	8	151	18.9	0
9. Vincent Brown	at Washington State, Sept. 8, 2007	6	146	24.3	0
10. Patrick Rowe	vs. (20) Brigham Young*, Nov. 5, 1988	3	145	48.3	0
Monty Gilbreath	at Brigham Young*, Nov. 7, 1988	7	145	20.7	0

MOST ATTEMPTS

Pl. Player	(Rk.) Opponent, Date	No.	Yards	Avg.	TD
1. Davion Mauldin	vs. (6) TCU*, Nov. 7, 2009	8	151	18.9	0
Vincent Brown	vs. (24) Cincinnati, Sept. 29, 2007	8	142	17.8	0
Ray Bass	at TCU*, Nov. 18, 2006	8	188	23.5	0
4. Colin Lockett	at Fresno State*, Sept. 29, 2012	7	102	14.8	0
Michael Franklin	at Hawaii*, Dec. 4, 2005	7	113	16.1	0
Michael Franklin	vs. New Mexico*, Oct. 22, 2005	7	129	18.4	0
Darnay Scott	vs. Brigham Young*, Nov. 16, 1991	7	104	14.9	0
Patrick Rowe	vs. Hawaii*, Oct. 15, 1988	7	157	22.4	0
Monty Gilbreath	at Brigham Young*, Nov. 7, 1987	7	145	20.7	0
Monty Gilbreath	at (3) UCLA, Sept. 5, 1987	7	136	19.4	0

13. Eugene Carter, 1969 (17-412)	24.2
14. Az Hakim, 1995 (21-491)	23.4
15. Steve Stapler, 1978 (24-552)	23.0

CAREER

(minimum 35 returns)

Pl. Player, Seasons	Avg.
1. Rashaad Penny, 2014-15-16-17	30.2
2. Phil Smith, 1981-82	25.1
3. Az Hakim, 1994-95-96-97	24.98
4. Patrick Rowe, 1987-88-90-91	24.96
5. Colin Lockett, 2010-11-12-13	24.1
6. Juwan Washington, 2016-17-18	23.7
7. Damon Gourdine, 1997-98-99	23.2
8. Davion Mauldin, 2008-09	22.3
9. Brandon Davis, 2008-09-10-11	22.1
10. Darnay Scott, 1991-92-93	21.9
11. Steve Sapler, 1978-79	21.6
12. Vincent Brown, 2007-08-09-10	21.31
13. Mekell Wesley, 2006-07-08-09	21.25
14. Monty Gilbreath, 1986-87-88-89	20.9
15. Curtis Shearer, 1991-92-93-94	18.6

■ Touchdowns

SEASON

Pl. Player, Season	Number
1. Rashaad Penny, 2015	3
2. Rashaad Penny, 2017	2
Juwan Washington, 2017	2
Rashaad Penny, 2016	2
Colin Lockett, 2012	2
6. Many times, most recently	1
Kaegun Williams, 2019	

CAREER

Pl. Player, Seasons	Number
1. Rashaad Penny, 2014-15-16-17	7
2. Juwan Washington, 2016-17-18-19	3
Colin Lockett, 2010-11-12-13	3
4. Kaegun Williams, 2019	1
Many others tied at	1



Bold indicates set by a current Aztec
* - Indicates conference game

■ Team Records

Most Punts

Game: 12, four times, most recent:
at Wisconsin, 9/16/06
Season: 86, in 1980 (4-8)

Fewest Punts

Game: 0, many times, most recent:
at San José State*, 11/4/17
Season: 25, in 1959 (1-6-1)

Most Yardage

Game: 543, Wayne Ross vs. Brigham Young*,
11/29/86
Season: 3,435, in 1980 (4-8)

Highest Average Per Punt

Game: 53.0 (6), at Brigham Young*, 9/16/95 (min. 3)
Season: 45.2, in 2019 (10-3)

■ Individual Records

Most Punts

Game: 12, Michael Hughes at Wisconsin, 9/16/06,
Wayne Ross vs. Brigham Young*, 11/29/86,
and John Beck vs. Tennessee State, 9/15/67
Season: 84, Mike Jezulin, 1980
Career: 248, vs. Wayne Ross, 1984-85-86-87

Most Yards

Game: 543, Wayne Ross vs. Brigham Young*,
11/29/86
Season: 3,435, Mike Jezulin, 1980
Career: 10,556, Brian Stahovich, 2008-09-10-11

Highest Average

Game: 54.8, Mike Saxon vs. Brigham Young*,
10/22/83 (min. 6)
Season: 46.5, Noel Prefontaine, 1996
Career: 44.7, Noel Prefontaine, 1995-96

■ Attempts

SEASON

Pl. Player, Season	Number
1. Mike Jezulin, 1980	84
2. Tanner Blain, 2015	77
3. Brandon Heicklen, 2019	74
4. Wayne Ross, 1984	73
5. Michael Hughes, 2007	72
6. Brian Stahovich, 2008	71
7. Seth Santoro, 2003	70
8. Wayne Ross, 1986	69
Willie Buchanon, 1971	69
10. Brandon Heicklen, 2018	68
11. Michael Hughes, 2005	67
Don Copeland, 1998	67
13. Don Copeland, 1997	65
Scott Oatsvall, 1992	65
15. Tanner Blain, 2016	63
Brian Simjanovski, 2001	63

CAREER

Pl. Player, Seasons	Number
1. Wayne Ross, 1984-85-86-87	248
2. Brian Stahovich, 2008-09-10-11	246
3. Michael Hughes, 2004-05-06-07	230
4. Brandon Heicklen, 2017-18-19	201
5. Brian Simjanovski, 1999-00-01-02	178
6. Tanner Blain, 2015-16	140

Tim Thorn, 1972-73-74	140
8. Mike Jezulin, 1980-81	139
9. Willie Buchanon, 1970-71	129
10. Don Copeland, 1997-98	126
11. Joel Alesi, 2012-13-14	117
12. Ed Kaszycki, 1993-94	109
13. Jason Savorn, 1990-91-93	108
14. Joe Santos, 1988-89	104
15. Noel Prefontaine, 1995-96	100

■ Yards

SEASON

Pl. Player, Season	Yards
1. Mike Jezulin, 1980	3,435
2. Brandon Heicklen, 2019	3,347
3. Michael Hughes, 2007	3,163
4. Wayne Ross, 1984	3,128
5. Tanner Blain, 2015	3,102
6. Michael Hughes, 2005	3,003
7. Seth Santoro, 2003	2,915
8. Brandon Heicklen, 2018	2,844
9. Brian Stahovich, 2008	2,807
10. Don Copeland, 1997	2,797
11. Wayne Ross, 1986	2,782
12. Brian Simjanovski, 2001	2,747
13. Don Copeland, 1998	2,690
14. Brian Stahovich, 2009	2,674
15. Brian Stahovich, 2011	2,669

CAREER

Pl. Player, Seasons	Yards
1. Brian Stahovich, 2008-09-10-11	10,556
2. Wayne Ross, 1984-85-86-87	10,402
3. Michael Hughes, 2004-05-06-07	9,807
4. Brandon Heicklen, 2017-18-19	8,449
5. Brian Simjanovski, 1999-00-01-02	7,627
6. Mike Jezulin, 1980-81	5,794
7. Tanner Blain, 2015-16	5,704
8. Don Copeland, 1997-98	5,487
9. Tim Thorn, 1972-73-74	5,157
10. Willie Buchanon, 1970-71	4,751
11. Noel Prefontaine, 1995-96	4,469
12. Joel Alesi, 2012-13-14	4,450
13. Joe Santos, 1988-89	4,287
14. Ed Kaszycki, 1993-94	4,192
15. Jason Savorn, 1990-91-93	4,134

■ Average

SEASON

Pl. Player, Season (No.-Yds.)	Avg.
1. Noel Prefontaine, 1996 (48-2,234)	46.54
2. Mike Saxon, 1983 (57-2,592)	45.47
3. Brian Stahovich, 2010 (53-2,406)	45.39
4. Brandon Heicklen, 2019 (74-3,347)	45.23
5. Michael Hughes, 2005 (67-3,003)	44.82
6. Michael Hughes, 2007 (72-3,163)	43.93
7. Brian Stahovich, 2009 (61-2,674)	43.84
8. Brian Stahovich, 2011 (61-2,669)	43.75
9. Brian Simjanovski, 2001 (63-2,747)	43.60
10. Don Copeland, 1997 (65-2,797)	43.03
11. Noel Prefontaine, 1995 (52-2,235)	42.98
12. Mike Jezulin, 1981 (55-2,359)	42.89
13. Wayne Ross, 1984 (73-3,128)	42.85
14. Brian Simjanovski, 2000 (55-2,356)	42.84
15. Joe Santos, 1988 (49-2,097)	42.80

CAREER

<i>(minimum 90 attempts)</i>	
Pl. Player, Seasons	Avg.
1. Noel Prefontaine, 1995-96	44.7
2. Mike Saxon, 1982-83	44.1
3. Brian Stahovich, 2008-09-10-11	42.9
4. Brian Simjanovski, 1999-00-01-02	42.8

■ Single-Game Punting Leaders

MOST YARDS

Pl.	Player	(Rk.) Opponent, Date	No.	Yards	Avg.
1.	Wayne Ross	vs. Brigham Young*, Nov. 29, 1986	12	543	45.3
2.	Michael Hughes	at (9) Ohio State, Sept. 17, 2005	11	483	43.9
3.	Mike Jezulin	vs. New Mexico*, Nov. 22, 1980	11	482	43.8
4.	Michael Hughes	vs. Wyoming*, Nov. 3, 2007	10	481	48.1
5.	John Beck	vs. Tennessee State, Sept. 15, 1967	12	479	39.9
6.	Michael Hughes	at Wisconsin, Sept. 16, 2006	12	478	39.8
7.	Brian Stahovich	at Missouri, Sept. 18, 2010	10	456	45.6
8.	Brandon Heicklen	vs. Weber State, Aug. 31, 2019	9	441	49.0
9.	Joe Santos	at (7) Miami, Nov. 18, 1989	11	437	39.7
10.	Don Copeland	at Air Force*, Sept. 27, 1997	9	432	48.0

MOST ATTEMPTS

Pl.	Player	(Rk.) Opponent, Date	No.	Yards	Avg.
1.	Michael Hughes	at Wisconsin, Sept. 16, 2006	12	478	39.8
	Wayne Ross	vs. Brigham Young*, Nov. 29, 1986	12	543	45.3
	John Beck	vs. Tennessee State, Sept. 15, 1967	12	479	39.9
4.	Michael Hughes	at (9) Ohio State, Sept. 17, 2005	11	483	43.9
	Joe Santos	at (7) Miami, Nov. 18, 1989	11	437	39.7
	Mike Jezulin	vs. New Mexico, Nov. 22, 1980	11	482	43.8
7.	Brandon Heicklen	vs. Northern Illinois, Sept. 30, 2017	10	399	39.9
	Brian Stahovich	at Missouri, Sept. 18, 2010	10	456	45.6
	Brian Stahovich	at TCU*, Oct. 4, 2008	10	361	36.1
	Michael Hughes	vs. Wyoming*, Nov. 3, 2007	10	481	48.1
	Justin Sisco	at Illinois, Sept. 11, 1999	10	374	37.4
	Don Copeland	at USC, Sept. 12, 1998	10	377	37.7
	Bill Kushner	at (5) UCLA, Sept. 3, 1988	10	367	36.7

HIGHEST AVERAGE

minimum four punts

Pl.	Player	(Rk.) Opponent, Date	No.	Yards	Avg.
1.	Mike Saxon	vs. Brigham Young*, Oct. 22, 1983	6	329	54.833
2.	Michael Hughes	at Air Force*, Nov. 17, 2007	4	219	54.750
3.	Noel Prefontaine	at Brigham Young*, Sept. 16, 1995	5	265	53.000
4.	Seamus McMorro	at Nevada*, Oct. 20, 2012	4	210	52.500
	Brian Stahovich	at Air Force*, Sept. 26, 2009	6	315	52.500
6.	Michael Hughes	at Wyoming*, Nov. 4, 2006	5	261	52.200
7.	Noel Prefontaine	vs. Air Force*, Nov. 28, 1996	6	310	51.667
8.	Brandon Heicklen	vs. Nevada*, Nov. 9, 2019	6	307	51.167
9.	Mike Saxon	at Hawaii*, Oct. 1, 1983	5	255	51.000
10.	Michael Hughes	at UNLV*, Oct. 8, 2005	8	408	51.000

5. Michael Hughes, 2004-05-06-07	42.5	15
6. Don Copeland, 1997-98	42.2	14
7. Brandon Heicklen, 2017-18-19	42.0	13
8. Wayne Ross, 1984-85-86-87	41.9	13
9. Mike Jezulin, 1980-81	41.7	
10. Joe Santos, 1988-89	40.8	
11. Tanner Blain, 2015-16	40.7	
12. Ed Kaszycki, 1993-94	38.5	
13. Jason Savorn, 1990-91-93	38.3	
14. Joe Alesi, 2012-13-14	38.0	
15. Tim Thorn, 1972-73-74	36.8	

CAREER

(Mountain West era - since 1999)

Pl. Player, Seasons	I20
1. Brandon Heicklen, 2017-18-19	79
2. Brian Stahovich, 2008-09-10-11	62
3. Michael Hughes, 2004-05-06-07	54
4. Tanner Blain, 2015-16	51
5. Joel Alesi, 2012-13-14	40
6. Brian Simjanovski, 1999-00-01-02	37
7. Seth Santoro, 2003	20
8. Seamus McMorro	15
9. Justin Sisco, 2000	9
10. Alan Gomez, 2006	3
11. Garrett Palmer, 2004	2
12. Ryan Katz, 2012	1

■ Punts I20

SEASON

(Mountain West era - since 1999)

Pl. Player, Season	I20
1. Brandon Heicklen, 2019	35
2. Brandon Heicklen, 2018	26
Tanner Blain, 2016	26
4. Tanner Blain, 2015	25
5. Joel Alesi, 2014	22
Brian Simjanovski, 2001	22
7. Seth Santoro, 2003	20
8. Michael Hughes, 2005	19
9. Brandon Heicklen, 2017	18
Brian Stahovich, 2010	18
11. Joel Alesi, 2013	17
Brian Stahovich, 2011	17

Miscellaneous Records



10 STRAIGHT BOWL GAME APPEARANCES ► 21 CONFERENCE CHAMPIONSHIPS

Bold indicates set by a current Aztec
 * - Indicates conference game. ^ - Indicates Division I era record.

■ Team Records

Most Wins

Season: 11, in 2016 (11-3), in 2015 (11-3), 1969 (11-0) and 1966 (11-0)

Most Consecutive Wins

Overall: 25, (10/23/65 - 11/18/67)
 Season: 11, in 1969 (11-0) and 1966 (11-0)

Most Conference Wins

Season: 8, in 2015 (8-0 in Mountain West)

Most Returns for Touchdowns

Game: 3, vs. San Diego, 9/3/15 and vs. Hawai'i, 10/11/96
 Season: 8, in 2016 (11-3) and in 2015 (11-3)

Largest Winning Margin

Game: 72, vs. UC Santa Barbara, 11/21/53
 League: 72, vs. UC Santa Barbara, 11/21/53
 MW: 55 vs. Hawai'i*, 11-5-16

LARGEST WINNING MARGIN

Pl.	Opponent, Date	Pts.
1.	UC Santa Barbara*, Nov. 21, 1953	72
2.	California Christian, Oct. 1, 1927	71
3.	Cal Poly SLO*, Oct. 5, 1963	69
4.	Cal State L.A.*, Oct. 27, 1951	64
5.	Southern Mississippi, Nov. 9, 1968	61
6.	UC Santa Barbara*, Nov. 14, 1970	58
	at El Centro Junior College, Nov. 5, 1924	58
8.	Hawai'i*, Nov. 5, 2016	55
9.	San Francisco State, Sept. 26, 1964	54
10.	CSUN*, Nov. 14, 1964	53
11.	Utah*, Nov. 3, 1990	52
	at Cal Poly SLO*, Oct. 3, 1964	52
13.	at CSUN*, Nov. 13, 1965	50
	at Santa Ana Junior College*, Nov. 4, 1922	50
15.	UTEP*, Sept. 15, 1984	49
	New Mexico State, Nov. 15, 1969	49
	Cal State L.A.*, Sept. 27, 1969	49

Most First Downs

Game/DI Era: 37 vs. Long Beach State, 10/24/87
 Game/MW: 31 at San José State*, 11/4/17
 Season: 305, in 1993 (6-6)

FIRST DOWNS/SEASON

Pl.	Season	First Downs
1.	1993 (6-6)	305
2.	1989 (6-5-1)	292
3.	1991 (8-4-1)	291
4.	1990 (6-5)	287
5.	1995 (8-4)	282

6.	2011 (8-5)	281
	2002 (4-9)	281
	1987 (5-7)	281
9.	2016 (11-3)	278
	2012 (9-4)	278
11.	2013 (8-5)	269
12.	2010 (9-4)	264
	1969 (11-0)	264
14.	2015 (11-3)	260
	1996 (8-3)	260

Fewest First Downs

Season: 80, in 1958 (3-5)
 DI Era: 187, in 2000 (3-8)

Fewest First Downs Allowed

Game/DI Era: 5 vs. Weber State, 8/31/19
 Game MW: 8 at San José State*, 11/4/17 and vs. New Mexico*, 11/5/11
 Season: 86, in 1958 (3-5)
 DI Era: 134, in 1970 (9-2)

Most First Downs Allowed

Season: 322, in 2007 (4-8)
 DI Era: 39 vs. TCU*, 11/24/07

Most First Downs Passing

Season: 174, in 1990 (6-5)

Most First Downs Rushing

Season: 165, in 2016 (11-3)

Most First Downs By Penalty

Season: 27, in 1993 (6-6)

Fewest Penalties

Season: 27, in 1959 (1-6-1)
 DI Era: 60, in 2011 (8-5)

Most Penalties

Season: 110, in 1985 (5-6-1)

Fewest Penalty Yards

Season: 243, in 1959 (1-6-1)
 DI Era: 487, in 2000 (3-8)

Most Penalty Yards

Season: 1,144, in 1970 (9-2)

Fewest Fumbles

Season: 6, in 2019 (10-3)

Most Fumbles

Season: 54, in 1955 (2-8)
 DI Era: 39, in 1973 (9-1-1)

Fewest Fumbles Lost

Season: 2, in 2019 (10-3)

Most Fumbles Lost

Season: 29, in 1955 (2-8)
 DI Era: 25, in 1973 (9-1-1)



Longest Plays

10 STRAIGHT BOWL GAME APPEARANCES ▶ 21 CONFERENCE CHAMPIONSHIPS



LONGEST PLAYS ◀ RECORDS

PASSING PLAYS (18 82-PLUS-YARD PASSES)

Yds.	Passer to Receiver, Opponent, Date (Result)
97	Kevin O'Connell to Chaz Schilens vs. TCU*, Nov. 24, 2007 (L, 33-45)
92	Brian Sipe to Robert West at Fresno State*, Oct. 30, 1971 (L, 10-17)
90	Ryan Lindley to Vincent Brown vs. (25) Utah*, Nov. 20, 2010 (L, 34-38)
89	Christian Chapman to Fred Trevillion vs. Boise State*, Oct. 14, 2017 (L, 14-31)
87	J.R. Tolver to Kassim Osgood at Hawaii!, Dec. 7, 2002 (L, 40-41)
87	Jack Hawley to Derrick Lewis at UNLV*, Nov. 20, 1999 (W, 37-7)
87	Tim Gutierrez to Marshall Faulk at Fresno State*, Nov. 20, 1993 (L, 37-63)
86	Christian Chapman to Mikah Holder vs. New Hampshire, Dec. 17, 2016 (W, 31-0)
86	Dennis Shaw to Tom Nettles vs. Southern Mississippi, Nov. 9, 1968 (W, 68-7)
85	Billy Blanton to Nate Jacquet at UNLV*, Nov. 16, 1996 (L, 42-44)
85	Doug Matheson to Dan Laskowski vs. Weber State, Sept. 23, 1967 (W, 58-12)
84	Todd Santos to Vince Warren vs. Colorado State*, Oct. 20, 1984 (W, 41-24)
83	Mark Halda to Bobby Taylor vs. Miami, Oct. 13, 1979 (W, 31-20)
83	Mark Halda to Steve Stapler vs. Wisconsin, Sept. 29, 1979 (W, 24-17)
83	Jeff Atteberry to Mike Reed vs. UC Santa Barbara*, Nov. 14, 1970 (W, 65-7)
82	Ryan Lindley to Vincent Brown vs. Utah State, Sept. 25, 2010 (W, 41-7)
82	David Lowery to Darnay Scott at California, Sept. 11, 1993 (W, 22-20)
82	Don Horn to Craig Scoggins vs. Cal State L.A.*, Nov. 26, 1966 (W, 39-12)

RUSHING PLAYS (24 75-PLUS-YARD RUSHES)

Yds.	Player, Opponent, Date (Result)
99	Ronnie Hillman vs. Wyoming*, Oct. 29, 2011 (L, 27-30)
98	Phil Prokop vs. Pepperdine*, Oct. 11, 1952 (W, 33-13)
95	Rashaad Penny at Arizona State, Sept. 9, 2017 (W, 30-20)
93	Donnel Pumphrey at New Mexico*, Oct. 10, 2014 (W, 24-14)
93	Ronnie Hillman at Missouri, Sept. 18, 2010 (L, 24-27)
92	Chris Hardy vs. UTEP*, Nov. 16, 1985 (W, 34-6)
92	Chris Hardy vs. Colorado State*, Sept. 28, 1985 (W, 48-23)
92	Volney Quinlan vs. San Diego Marines, Oct. 13, 1951 (W, 34-18)
88	Kern Carson at Fresno State*, Nov. 2, 1963 (W, 34-6)
86	Ted Washington vs. North Dakota State, Nov. 5, 1966 (W, 36-0)
85	Bob Tomlinson vs. Utah State, Sept. 19, 1947 (W, 24-19)
83	Adam Muema vs. San José State*, Sept. 22, 2012 (L, 34-38)
82	Rashaad Penny at San José State, Nov. 4, 2017 (W, 52-7)
82	Adam Muema at Wyoming*, Nov. 24, 2012 (W, 42-28)
81	Rashaad Penny vs. Army (AFB), Dec. 23, 2017 (L, 35-42)
81	Juwan Washington vs. Colorado State*, Nov. 26, 2016 (L, 31-63)
81	Adam Muema vs. (10) Boise State*, Nov. 19, 2011 (L, 35-52)
79	Donnel Pumphrey at Northern Illinois, Sept. 17, 2016 (W, 42-28)
79	Jesus Reyes vs. UTEP*, Nov. 21, 1998 (W, 34-29)
77	Larry Ned at Utah*, Oct. 23, 1999 (L, 16-38)
76	Bob Cozens vs. Cal Tech, Nov. 14, 1941 (W, 44-6)
75	George Jones vs. Fresno State*, Oct. 14, 1995 (W, 48-24)
75	Jimmy Pyles at New Mexico, Nov. 24, 1956 (L, 6-34)
75	Jim Simmons at Cal Poly SLO*, Nov. 20, 1949 (W, 40-19)

INTERCEPTION RETURNS (13 85-PLUS-YARD INTERCEPTION RETURNS)

Yds.	Player, Opponent, Date (Result)
100	Harold Hicks vs. Hawaii!, Nov. 22, 1986 (W, 35-5)
100	Dave Croudip vs. Long Beach State, Oct. 23, 1982 (W, 51-17)
98	Terrell Ward at New Mexico*, Oct. 6, 1979 (W, 35-7)
98	Bob Jones vs. North Dakota State, Nov. 5, 1966 (W, 36-0)
97	Tory Nixon at Air Force*, Sept. 1, 1984 (L, 16-34)
96	Leon McFadden at Fresno State*, Sept. 29, 2012 (L, 40-52)
96	James McMichael vs. LaVeme*, Oct. 19, 1935 (W, 14-6)
91	Dick Weber at CSUN*, Nov. 11, 1967 (W, 30-21)
88	Ricky Parker at Oklahoma, Sept. 9, 1995 (L, 22-38)
86	Joe Martin at UNLV*, Oct. 8, 2005 (L, 10-13)
85	Jacob Elimimian at UTEP, Sept. 13, 2003 (W, 34-0)
85	Bob Tomlinson at Fresno State*, Nov. 5, 1949 (W, 18-7)
85	Eddie Preisler vs. San Diego Marines, Nov. 11, 1938 (W, 9-0)

KICKOFF RETURNS (23 85-PLUS-YARD KICKOFF RETURNS)

Yds.	Player, Opponent, Date (Result)
100	Rashaad Penny vs. Nevada*, Nov. 18, 2018 (W, 42-23)
100	Rashaad Penny vs. California, Sept. 10, 2016 (W, 45-40)
100	Rashaad Penny vs. Cincinnati (HB), Dec. 24, 2015 (W, 42-7)
100	Rashaad Penny at Penn State, Sept. 26, 2015 (L, 21-37)
100	Colin Lockett at (19) Boise State*, Nov. 3, 2012 (W, 21-19)
100	Charlie Crews vs. UTEP*, Nov. 17, 1979 (W, 42-20)
100	Mel Jacobs vs. North Texas, Sept. 20, 1975 (W, 31-10)
99	Rashaad Penny at Arizona State, Sept. 9, 2017 (W, 30-20)
98	Mike Fox vs. Colorado State*, Nov. 20, 1982 (W, 38-10)
98	Brandon Davis at Air Force*, Oct. 13, 2011 (W, 41-27)
98	Jon Robertson vs. Brigham Young, Oct. 3, 1970 (W, 31-11)
97	Rashaad Penny vs. San Diego, Sept. 5, 2015 (W, 37-3)
97	Jim Sandusky at New Mexico*, Nov. 19, 1983 (L, 14-34)
96	Juwan Washington vs. Northern Illinois, Sept. 30, 2017 (W, 34-28)
96	Colin Lockett vs. Army, Sept. 8, 2012 (W, 42-7)
96	Jesus Reyes at Wyoming*, Nov. 1, 1997 (L, 17-41)
96	Art Preston vs. Arizona State, Oct. 20, 1951 (T, 27-27)
95	Kaegun Williams at San José State, Oct. 19, 2019 (W, 27-17)

Top SDSU Plays

Yds.	Player, Opponent (Rk.), Date (Result)
100	Harold Hicks interception return vs. Hawaii*, Nov. 22, 1986 (W, 35-5)
100	Dave Croudip interception return vs. Long Beach State, Oct. 23, 1982 (W, 51-17)
100	Rashaad Penny vs. Nevada*, Nov. 18, 2018 (W, 42-23)
100	Rashaad Penny vs. California, Sept. 10, 2016 (W, 45-40)
100	Rashaad Penny vs. Cincinnati (HB), Dec. 24, 2015 (W, 42-7)
100	Rashaad Penny at Penn State, Sept. 26, 2015 (L, 21-37)
100	Colin Lockett at (19) Boise State*, Nov. 3, 2012 (W, 21-19)
100	Charlie Crews vs. UTEP*, Nov. 17, 1979 (W, 42-20)
100	Mel Jacobs vs. North Texas, Sept. 20, 1975 (W, 31-10)
99	Ronnie Hillman rush vs. Wyoming*, Oct. 29, 2011 (L, 27-30)
99	Rashaad Penny at Arizona State, Sept. 9, 2017 (W, 30-20)
99	Mike Fox vs. Colorado State*, Nov. 20, 1982 (W, 38-10)
98	Phil Prokop rush vs. Pepperdine*, Oct. 11, 1952 (W, 33-13)
98	Terrell Ward interception return at New Mexico*, Oct. 6, 1979 (W, 35-7)
98	Bob Jones interception return vs. North Dakota State, Nov. 5, 1966 (W, 36-0)
94	Colin Lockett vs. Cal Poly, Sept. 3, 2011 (W, 49-21)
93	Rashaad Penny at Wyoming*, Nov. 19, 2016 (L, 33-34)
93	Davion Mauldin vs. Colorado State*, Oct. 25, 2008 (L, 34-38)
92	Juwan Washington at Wyoming*, Nov. 19, 2016 (L, 33-34)
91	Kern Carson at Cal St. L.A.*, Oct. 19, 1963 (L, 30-43)

PUNT RETURNS (12 75-PLUS-YARD PUNT RETURNS)

Yds.	Player, Opponent, Date (Result)
95	Damon Gourdine vs. Utah*, Oct. 24, 1998 (W, 21-20)
91	Ray Peterson vs. Fresno State*, Nov. 21, 1992 (L, 41-45)
90	Jim Sandusky at Utah*, Sept. 17, 1983 (L, 24-27)
88	Art Preston at Pepperdine, Oct. 1, 1949 (W, 9-7)
87	Kyle Conerly vs. UNLV*, Oct. 26, 2002 (W, 31-21)
86	Mel Jacobs vs. UTEP, Sept. 6, 1975 (W, 31-10)
80	Gilbert Warren vs. CSUN, Nov. 3, 1962 (W, 39-0)
79	Eric Lewis vs. San José State*, Nov. 8, 1997 (W, 28-21)
79	Nate Wright at Fresno State*, Oct. 28, 1967 (W, 28-21)
78	T.C. Wright vs. Long Beach State, Sept. 8, 1991 (W, 49-13)
76	Webster Slaughter vs. New Mexico*, Nov. 23, 1985 (W, 52-20)
75	Ray Peterson vs. Navy, Sept. 3, 1994 (W, 56-14)

FIELD GOALS (25 50-PLUS-YARD FIELD GOALS)

Yds.	Player, Opponent, Date (Result)
57	Ed Corral at Air Force*, Sept. 20, 1980 (W, 13-10)
54	John Baron II vs. (23) Arizona State, Sept. 15, 2018 (W, 28-21)
54	Donny Hageman at Colorado State*, Oct. 31, 2015 (W, 41-17)
54	Donny Hageman vs. South Alabama, Sept. 19, 2015 (L, 27-34)
54	Chris O'Brien at Air Force*, Nov. 2, 1985 (L, 10-31)
53	John Baron II vs. Hawaii!, Nov. 24, 2018 (L, 30-31 (OT))
53	Abel Perez vs. UNLV*, Nov. 27, 2010 (W, 48-14)
53	Peter Holt at Colorado State*, Oct. 26, 1996 (L, 18-27)
53	Steve LaPlant vs. Arizona, Nov. 8, 1975 (L, 24-31)
52	John Baron II vs. Sacramento State, Sept. 8, 2018 (W, 28-14)
52	Dave Meyer at New Mexico*, Oct. 3, 1981 (W, 17-15)
51	John Baron II vs. San José State*, Oct. 20, 2018 (W, 16-13)
51	J.C. Mejia at Colorado State*, Nov. 15, 2003 (L, 6-21)
51	Chris O'Brien vs. New Mexico*, Nov. 17, 1984 (W, 37-31)
50	John Baron II vs. Eastern Michigan, Sept. 22, 2018 (W, 23-20 (OT))
50	John Baron II vs. UNLV*, Oct. 8, 2016 (W, 26-7)
50	Garrett Palmer at Arizona State, Sept. 15, 2007 (L, 13-34)
50	Garrett Palmer vs. Nevada, Sept. 25, 2004 (W, 27-10)
50	Nate Tandberg vs. New Mexico*, Oct. 11, 1997 (L, 21-36)
50	Andy Trakas vs. Long Beach State, Sept. 15, 1990 (W, 38-20)
50	Andy Trakas at Miami, Nov. 18, 1989 (L, 6-42)
50	Tyler Ackerson at Stanford, Sept. 17, 1988 (L, 10-31)
50	Chris O'Brien vs. New Mexico*, Nov. 17, 1984 (W, 37-31)
50	Marco Morales at Air Force*, Sept. 11, 1982 (L, 32-44)
50	Steve Duncan vs. Cal State Fullerton, Sept. 10, 1977 (W, 34-17)

PUNTS (13 68-PLUS-YARD PUNTS)

Yds.	Player, Opponent, Date (Result)
89	Brian Slahovich at Wyoming*, Oct. 30, 2010 (W, 48-38)
82	Noel Prefontaine at New Mexico*, Oct. 19, 1996 (W, 48-42)
80	Mike Saxon at Brigham Young*, Nov. 13, 1982 (L, 8-58)
78	Michael Hughes at UNLV*, Oct. 8, 2005 (L, 10-13)
76	Joe Duke vs. San Diego Marines, Nov. 21, 1959 (L, 6-64)
75	Tanner Blain at Wyoming (MWCG), Dec. 3, 2016 (W, 27-24)
75	Michael Hughes vs. Wyoming*, Nov. 3, 2007 (W, 27-24)
73	Michael Hughes at Colorado State*, Nov. 12, 2005 (W, 30-10)
73	Ed Mendez vs. Long Beach State*, Oct. 12, 1963 (W, 33-8)
70	Noel Prefontaine vs. Air Force*, Nov. 28, 1996 (W, 28-23)
70	Jack Henley vs. Cal Poly Pomona, Oct. 28, 1950 (W, 49-20)
69	Mike Saxon vs. Brigham Young*, Nov. 22, 1983 (W, 32-7)
68	Tim Thom at Kent State, Sept. 30, 1972 (W, 14-0)

* - Indicates conference game.

AZTEC FOOTBALL MEDIA GUIDE

Opponent Longest Plays



10 STRAIGHT BOWL GAME APPEARANCES ► 21 CONFERENCE CHAMPIONSHIPS

PASSING PLAYS (18 80-PLUS-YARD PASSES)

Yds.	Passer to Receiver, Opponent, Date (Result)
99	Terry Peel to Robert Ford at Houston, Oct. 14, 1972 (L, 14-49)
98	Paul Oates to Sean Foster vs. Long Beach State, Oct. 14, 1989 (W, 30-26)
96	Mark Miller to Dave Dudley at Bowling Green, Sept. 25, 1976 (W, 27-15)
91	Marquise Williams to Mack Hollins at No. 21/23 North Carolina, Sept. 6, 2014 (L, 27-31)
88	Derek Carr to Jalen Saunders vs. Fresno State, Dec. 3, 2011 (W, 35-28)
87	Graham Leigh to Martinez Williams at New Mexico*, Oct. 17, 1998 (W, 36-33-ot)
87	Mike McCoy to Henry Lusk at Utah*, Oct. 30, 1993 (L, 41-45)
86	Marcus McMaryion to Jamire Jordan at Fresno State*, Nov. 17, 2018 (L, 14-23)
84	Gary Wann to Dan Jones at Long Beach State*, Nov. 25, 1972 (W, 33-14)
82	Ty Gangi to Wyatt Demps vs. Nevada*, Nov. 18, 2017 (W, 42-23)
82	John Beck to Austin Collie at Brigham Young*, Nov. 6, 2004 (L, 16-49)
81	Daniel Santacaterina to Spencer Tears vs. Northern Illinois, Sept. 30, 2017 (W, 34-28)
80	K.J. Costello to JJ Arcega-Whiteside at No. 13/13 Stanford, Aug. 31, 2018 (L, 10-31)
80	Marshall Lobbestael to Marquess Wilson vs. Washington State, Sept. 17, 2011 (W, 42-24)
80	Ben Mauk to Marcus Bennett vs. No. 24/- Cincinnati, Sept. 29, 2007 (L, 23-52)
80	Bradlee Van Pelt to Joe Cappari vs. No. 21/17 Colorado State*, Oct. 18, 1980 (L, 7-26)
80	Tom Corontzos to Ryan Yarborough at Wyoming*, Oct. 6, 1990 (L, 51-52)
80	Jim McMahon to Clay Brown at Brigham Young*, Sept. 13, 1980 (L, 11-35)

RUSHING PLAYS (10 80-PLUS-YARD RUSHES)

Yds.	Player, Opponent, Date (Result)
97	Jimmy Pyles vs. San Diego Marines, Nov. 8, 1958 (L, 0-25)
96	Trung Canidate at Arizona, Oct. 4, 1997 (L, 28-31)
95	Reynaldo Brathwaite vs. Brigham Young, Oct. 4, 2003 (L, 36-44)
90	Tarik Smith at California, Sept. 14, 1996 (L, 37-42)
86	Dabby Dawson vs. Wyoming*, Oct. 8, 1988 (L, 27-55)
86	DeMond Parker vs. Oklahoma, Sept. 21, 1996 (W, 51-31)
84	Reggie Cherry vs. No. 13 Houston, Oct. 6, 1973 (L, 9-14)
82	Jim Kirby vs. Long Beach State*, Nov. 20, 1970 (L, 11-27)
81	Wilton Davis vs. Hardin-Simmons (Harbor Bowl), Jan. 1, 1948 (L, 0-53)
80	Ron Rivers vs. Fresno State*, Nov. 21, 1992 (L, 41-45)

INTERCEPTION RETURNS (11 75-PLUS-YARD INTERCEPTION RETURNS)

Yds.	Player, Opponent, Date (Result)
100	Brian Walker at No. 21/23 North Carolina, Sept. 6, 2014 (L, 27-31)
100	Will Allen at No. 2/2 Ohio State, Sept. 9, 2003 (L, 13-16)
100	Emmanuel Franklin at Arizona State, Sept. 8, 2001 (L, 7-38)
100	Harold Hicks vs. Hawaii*, Nov. 22, 1986 (W, 35-5)
97	Troy Reffett at UTEP, Nov. 12, 1988 (L, 7-58)
89	Deshawn vs. No. 8/7 Utah*, Nov. 15, 2008 (L, 14-63)
86	Erroll Tucker vs. Utah*, Oct. 19, 1985 (L, 37-39)
80	Quincy Rogers vs. Wyoming*, Nov. 3, 2007 (W, 27-24)
80	Tim Curry at No. 25/25 Air Force*, Sept. 27, 1997 (L, 18-24-ot)
80	Russ Wylie vs. Whittier, Nov. 27, 1954 (W, 41-28)
75	Jerome Davis at Minnesota, Sept. 13, 1994 (L, 17-40)

KICKOFF RETURNS (8 90-PLUS-YARD KICKOFF RETURNS)

Yds.	Player, Opponent, Date (Result)
100	Bryan Douglas vs. Boise State, Nov. 23, 2013 (W, 34-31-ot)
100	Dexter Wynn vs. No. 24/- Colorado State*, Oct. 28, 2000 (L, 22-34)
100	Jessie Kendrick vs. Cal State L.A.*, Oct. 25, 1952 (W, 41-26)
99	Roy Ross vs. UTEP*, Nov. 24, 1990 (W, 53-31)
98	Mike Harris vs. Tampa, Sept. 21, 1974 (W, 28-25)
97	Tyler Ervin vs. San José State, Sept. 22, 2012 (L, 34-38)
96	Terance Mathis vs. New Mexico*, Nov. 4, 1989 (W, 45-28)
91	Ralph Reed at Nevada, Nov. 11, 1945 (L, 6-44)

PUNT RETURNS (9 75-PLUS-YARD PUNT RETURNS)

Yds.	Player, Opponent, Date (Result)
92	Clayton Tave at Pepperdine*, Nov. 14, 1959 (T, 14-14)
91	Robert Ruiz vs. Colorado State*, Nov. 26, 2016 (L, 31-63)
89	Darryl Henley at No. 5 UCLA, Sept. 3, 1988 (L, 6-59)
88	Joe Womack vs. Cal State L.A.*, Sept. 29, 1959 (L, 3-21)
87	Darry Sargent vs. Louisiana (New Orleans Bowl), Dec. 17, 2011 (L, 30-32)
84	Grey Myers vs. Colorado State*, Nov. 26, 1995 (L, 13-24)
84	James Dye at Brigham Young*, Sept. 16, 1995 (L, 19-31)
81	Paul Baldwin at Cal State L.A.*, Oct. 19, 1963 (L, 30-43)
81	Robert Coe vs. Pacific, Dec. 7, 1935 (L, 6-19)

FIELD GOALS (20 50-PLUS-YARD FIELD GOALS)

Yds.	Player, Opponent, Date (Result)
56	Rick Walsh vs. New Mexico*, Nov. 19, 1988 (W, 18-10)
54	Wayne Lammle at Utah*, Sept. 30, 1989 (W, 38-27)
53	Ryan Longwell at California, Sept. 14, 1996 (L, 27-42)

■ All Opponent Plays

Yds.	Player, Opponent (Rk.), Date (Result)
100	Brian Walker interception return at (21/23) North Carolina, Sept. 6, 2014 (L, 27-31)
100	Bryan Douglas kickoff return vs. Boise State, Nov. 23, 2013 (W, 34-31 (ot))
100	Will Allen interception return at (2) Ohio State, Sept. 9, 2003 (L, 13-16)
100	Emmanuel Franklin interception return at Arizona State, Sept. 8, 2001 (L, 7-38)
100	Dexter Wynn kickoff return vs. Colorado State, Oct. 28, 2000 (L, 22-34)
100	Jessie Kendrick kickoff return vs. Cal State L.A., Oct. 25, 1952 (W, 41-26)
99	Terry Peel pass to Robert Ford at Houston, Oct. 14, 1972 (L, 14-49)
99	Roy Ross kickoff return vs. UTEP, Nov. 24, 1990 (W 53-31)
98	Paul Oates pass to Sean Foster vs. Long Beach State, Oct. 14, 1989 (W, 30-26)
98	Mike Harris kickoff return vs. Tampa, Sept. 21, 1974 (W, 28-25)

52	Will Conant vs. Air Force*, Oct. 10, 2013 (W, 27-20)
52	Aric Goodman at Wyoming*, Nov. 4, 2006 (L, 24-27)
52	1-Sergio Aguayo at UNLV*, Oct. 8, 2005 (L, 10-13)
52	2-Sergio Aguayo at UNLV*, Oct. 8, 2005 (L, 10-13)
52	Andy Cottingham at Wyoming*, Nov. 9, 1985 (L, 20-41)
52	Jason Staurovsky at Tulsa, Sept. 3, 1983 (L, 9-34)
51	Chad Ryland vs. Eastern Michigan, Sept. 22, 2018 (W, 23-20-ot)
51	Louie Sakoda at Utah*, Oct. 13, 2007 (L, 7-23)
51	Kris Mindlin at Wyoming*, Nov. 7, 1992 (L, 6-17)
51	Chris Jacke at UTEP*, Nov. 12, 1988 (L, 7-58)
51	Hugh Castellanos vs. UTEP*, Oct. 10, 1987 (L, 33-34)
50	Nolan Kohorst at UNLV*, Nov. 30, 2013 (L, 19-45)
50	Brett Baer vs. Louisiana (New Orleans Bowl), Dec. 17, 2011 (L, 30-32)
50	Kai Forbath at UCLA, Sept. 5, 2009 (L, 14-33)
50	Owen Pochman at Brigham Young*, Oct. 21, 2000 (W, 16-15)
50	Jason Bloom vs. New Mexico*, Oct. 11, 1997 (L, 21-36)
50	Colin Ankerson vs. Oklahoma State, Nov. 1, 1980 (L, 6-15)

PUNTS (7 67-PLUS-YARD PUNTS)

Yds.	Player, Opponent, Date (Result)
76	Matt Payne at Brigham Young*, Nov. 2, 2002 (L, 10-34)
73	Harold Roberts at Houston, Oct. 14, 1972 (L, 14-49)
71	Don Clayton at Wyoming*, Oct. 14, 1978 (L, 22-31)
71	William Foster vs. Pacific, Dec. 7, 1935 (L, 6-19)
68	Quinton Conaway at Nevada*, Oct. 27, 2018 (L, 24-28)
67	Brandon McKee at South Alabama, Oct. 1, 2016 (L, 24-42)
67	Jason Kirkland at No. 25/25 Air Force*, Sept. 27, 1997 (L, 18-24-ot)

* - Indicates conference game.

Attendance Records



10 STRAIGHT BOWL GAME APPEARANCES ► 21 CONFERENCE CHAMPIONSHIPS

LARGEST HOME GAME ATTENDANCE

Rk.	Att.	(NR) Opponent	Date	Result
1.	59,473	(16) Iowa (HB)	Dec. 30, 1986	L, 38-39
2.	57,286	Washington State (FW)	Sept. 17, 2011	W, 42-24
3.	57,216	Idaho State (so) (FW)	Sept. 4, 2004	W, 38-21
4.	56,737	Brigham Young*	Nov. 16, 1991	T, 52-52
5.	55,868	San José State (FW)	Sept. 24, 2005	W, 52-21
6.	53,794	Utah (FW)*	Sept. 23, 2006	L, 7-38
7.	53,611	Arizona	Nov. 8, 1975	L, 24-31
8.	53,110	Portland State (FW)	Sept. 22, 2007	W, 52-17
9.	52,256	(10) Boise State*	Nov. 19, 2011	L, 35-52
10.	52,168	vs. USC (HC)	Sept. 5, 1992	T, 31-31
11.	52,108	(1) Miami	Nov. 28, 1992	L, 17-63
12.	50,710	UCLA (so)	Sept. 3, 2005	L, 21-44
13.	50,586	Hawaii* (FW)	Oct. 6, 2012	W, 52-14
14.	50,453	(13) Florida State	Nov. 19, 1977	W, 41-16
15.	50,338	(19) UCLA	Sept. 20, 1986	L, 14-45
16.	50,021	(23) Hawaii	Nov. 14, 1992	W, 52-28
17.	49,466	UTEP	Oct. 17, 1992	W, 49-27
18.	49,220	(4) UCLA	Sept. 9, 1984	L, 15-18
19.	49,053	Boise State*	Oct. 14, 2017	L, 14-31
20.	48,817	North Texas	Nov. 22, 1969	W, 42-24
21.	48,785	San Diego (so) (FW)	Sept. 5, 2015	W, 37-3
22.	48,632	Pacific*	Nov. 8, 1969	W, 58-32
23.	48,049	Navy (PB)	Dec. 23, 2010	W, 35-14
24.	47,605	UC Santa Barbara*	Oct. 25, 1969	W, 55-13
25.	47,125	Montana State	Nov. 18, 1967	W, 14-3

OTHER DIVISION I ERA HOME CROWDS OF 45,000 OR MORE

46,486	New Hampshire (so) (FW)	Sept. 3, 2016	W, 31-0
46,294	Fresno State*	Oct. 25, 1969	W, 56-14
46,293	Idaho (FW)	Nov. 8, 2014	W, 35-21
46,121	Brigham Young*	Nov. 24, 1979	L, 14-63
45,750	Iowa State	Oct. 10, 1981	W, 52-31
45,682	Utah State (FW)	Sept. 25, 2010	W, 41-7
46,132	UC Davis (so) (FW)	Sept. 2, 2017	W, 38-17
45,755	Sacramento State (so) (FW)	Sept. 8, 2018	W, 28-14
45,062	Brigham Young	Nov. 29, 1986	W, 10-3
45,022	New Mexico State	Oct. 18, 1975	W, 48-3

YEAR-BY-YEAR ATTENDANCE/DIVISION I ERA

Year	All Gms.	Overall Record	Overall Total	Overall Average	Home Gms.	Home Record	Home Total	Home Average
1969	11	11 0 0	354,938	32,267	6	6 0 0	246,834	41,139
1970	11	9 2 0	312,466	28,406	7	6 1 0	236,845	33,835
1971	11	6 5 0	231,022	21,002	7	5 2 0	182,471	26,047
1972	11	10 1 0	279,168	25,278	7	7 0 0	215,715	30,816
1973	11	9 1 1	261,893	23,808	7	6 1 0	212,407	30,201
1974	11	8 2 1	294,617	26,783	8	7 0 1	229,524	28,691
1975	11	8 3 0	323,717	29,428	6	4 2 0	252,242	42,040
1976	11	10 1 0	314,962	28,633	8	7 1 0	278,889	34,861
1977	11	10 1 0	354,739	32,249	7	7 0 0	274,068	38,153
1978	11	4 7 0	312,434	28,403	5	4 1 0	179,047	35,809
1979	11	8 3 0	379,955	34,541	6	5 1 0	236,978	39,978
1980	12	4 8 0	352,968	32,088	6	2 4 0	149,068	24,450
1981	11	6 5 0	391,934	35,630	5	2 3 0	171,829	34,366
1982	12	7 5 0	359,464	29,955	6	5 1 0	122,711	20,452
1983	12	2 9 1	248,626	20,719	5	1 4 0	89,743	17,949
1984	12	4 7 1	372,895	31,074	7	3 3 1	163,650	23,378
1985	12	5 6 1	339,385	28,282	7	5 2 0	136,396	19,485
1986	12	8 4 0	310,297	28,208	7	4 3 0	249,809	35,687
1987	12	5 7 0	385,968	32,164	6	4 2 0	137,464	22,911
1988	11	3 8 0	270,224	24,565	5	2 3 0	111,992	22,398
1989	12	6 5 1	319,800	26,650	7	4 2 1	143,236	20,462
1990	11	6 5 0	299,133	27,193	6	5 1 0	132,365	22,061
1991	13	8 4 1	461,660	35,512	7	5 1 1	232,689	33,241
1992	11	5 5 1	457,556	41,596	6	2 3 1	280,601	46,766
1993	12	6 6 0	461,122	38,426	7	4 3 0	269,339	38,477
1994	11	4 7 0	362,640	32,967	6	3 3 0	191,271	31,879

ROAD/NEUTRAL GAME ATTENDANCE

Rk.	Att.	(NR) Opponent	Date	Result
1.	110,707	at (22) Michigan	Sept. 24, 2011	L, 7-28
2.	109,432	at (17) Michigan	Sept. 18, 2004	L, 21-24
3.	104,984	at (3) Ohio State	Sept. 7, 2013	L, 7-42
4.	104,533	at (9) Ohio State	Sept. 17, 2005	L, 6-27
5.	104,433	at (2) Ohio State	Sept. 9, 2003	L, 13-16
6.	102,432	at Ohio State	Oct. 20, 2001	L, 12-27
7.	95,107	at Penn State	Sept. 26, 2015	L, 21-37
8.	81,090	at Wisconsin	Sept. 16, 2006	L, 0-14
9.	80,795	at Notre Dame	Sept. 6, 2008	L, 13-21
10.	80,000	vs. Air Force* (MB)	Nov. 29, 1981	L, 16-21
11.	76,864	at Wisconsin	Sept. 20, 1997	L, 10-36
12.	76,340	at Wisconsin	Oct. 4, 1980	L, 12-35
13.	71,119	at (14) Oklahoma	Sept. 9, 1995	L, 22-38
14.	71,081	at (3) Washington	Sept. 13, 1997	L, 3-36
15.	66,044	at (4) Brigham Young*	Sept. 22, 1990	L, 34-62
16.	65,407	at (11) Brigham Young*	Oct. 12, 1985	L, 0-28
17.	65,261	at Brigham Young*	Sept. 10, 1992	W, 45-38
18.	64,471	at Brigham Young*	Nov. 13, 1982	L, 8-58
19.	64,341	at Brigham Young*	Nov. 7, 1987	L, 21-38
20.	64,107	at Brigham Young*	Nov. 15, 2008	L, 12-41
21.	64,050	at (4) Brigham Young*	Nov. 10, 1984	L, 3-34
22.	63,496	at Brigham Young*	Oct. 29, 1998	L, 0-13
23.	62,176	at Brigham Young*	Oct. 9, 2010	L, 21-24
24.	62,168	at Missouri	Sept. 8, 1979	L, 15-45
25.	61,194	at Brigham Young*	Oct. 21, 2000	W, 16-15
26.	60,804	at Brigham Young*	Oct. 7, 2006	L, 17-47

LARGEST SDSU ROAD CROWDS FOR 2021 ROAD OPPONENTS / DIV. I ERA

Toledo		First meeting	
Nevada	22,242	Oct. 20, 2012	W-ot, 39-38
Utah State	17,332	Oct. 28, 2016	W, 40-13
Wyoming	25,018	Oct. 3, 1987	L, 10-52
Brigham Young	66,044	Sept. 22, 1990	L, 34-62
Fresno State	41,031	Nov. 20, 1993	L, 37-63

* - indicates conference game. so - indicates season opener; FW - indicates KGB SkyShow; HB - Holiday Bowl; PB - Poinsettia Bowl; HC - Ralph's Holiday Classic; MB - Mirage Bowl (Tokyo, Japan)

Year	All Gms.	Overall Record	Overall Total	Overall Average	Home Gms.	Home Record	Home Total	Home Average
1995	12	8 4 0	416,559	34,713	7	5 2 0	215,386	30,769
1996	11	8 3 0	283,032	25,730	6	6 0 0	170,498	28,416
1997	12	5 7 0	439,923	36,660	5	3 2 0	130,109	26,022
1998	12	7 5 0	325,944	29,361	6	4 2 0	155,181	25,864
1999	11	5 6 0	361,894	32,899	5	2 3 0	149,398	29,880
2000	11	3 8 0	326,081	29,643	5	0 5 0	117,244	23,449
2001	11	3 8 0	378,840	34,440	6	2 4 0	135,109	22,518
2002	13	4 9 0	394,023	30,309	5	2 3 0	126,316	25,263
2003	12	6 6 0	396,227	33,019	6	4 2 0	135,754	22,626
2004	11	4 7 0	480,708	43,701	5	3 2 0	179,976	35,995
2005	12	5 7 0	465,423	38,785	6	3 3 0	217,339	36,223
2006	12	3 9 0	395,339	32,945	6	3 3 0	175,364	29,227
2007	12	4 8 0	390,436	32,536	6	2 4 0	167,637	27,940
2008	12	2 10 0	380,105	31,675	6	2 4 0	146,255	24,376
2009	12	4 8 0	328,151	27,346	6	3 3 0	146,785	24,464
2010	13	9 4 0	452,481	34,806	7	6 1 0	238,930	34,133
2011	13	8 5 0	522,758	40,212	7	4 3 0	279,056	39,865
2012	13	9 4 0	406,365	31,259	8	6 2 0	247,029	30,879
2013	13	8 5 0	422,018	32,463	6	3 3 0	199,344	33,224
2014	13	7 6 0	427,589	32,891	7	6 1 0	226,839	32,406
2015	14	11 3 0	427,141	30,510	7	6 1 0	203,459	29,066
2016	14	11 3 0	354,895	25,350	6	5 1 0	223,735	37,289
2017	13	10 3 0	453,742	34,093	7	5 2 0	275,428	39,347
2018	13	7 6 0	374,006	28,770	7	5 2 0	220,071	31,439
2019	13	10 4 0	337,888	25,991	6	4 2 0	179,376	29,896



Donnel Pumphrey left San Diego State as the all-time leading rusher in NCAA FBS history, racking up 6,405 yards from 2013-16.

Inside:

Offense Year-By-Year	166
Defense Year-By-Year	168
Coaching History	170
Bowl History	171
First-Team All-Americans	175
National Honors	177
Conference Honors	179
Team Awards	183
NFL Draft	186
Aztecs in the NFL	188
Letter Winners	190
All-Time Scores	196
All-Time Series Results	209
Second-Half Comebacks	212
Largest Comebacks	213
National Rankings	214
Game Types	215
Starting QB Debuts	217
Year-By-Year Records	218

Offense Year-By-Year



10 STRAIGHT BOWL GAME APPEARANCES ▶ 21 CONFERENCE CHAMPIONSHIPS

AZTEC FOOTBALL MEDIA GUIDE OFFENSE YEAR-BY-YEAR < HISTORY

Season	G			Conf.			Rushing					NR		Passing							NR	
	G	W-L-T	Pct.	W-L-T	Pct.	Place	No.	Yds.	TDs	YPG	YPC	NR	CR	Att.	Com.	Int.	TDs	Yards	Rating	YPG	NR	CR
1949	9	6-3	.667	3-1	.750	2nd	432	1,771		196.8	4.1			164	71	18	10	967	91.0	107.4		
1950	9	5-3-1	.611	3-0-1	.875	1st	403	1,561	18	173.4	3.9			171	83	17	13	1,275	116.4	141.7		
1951	11	10-0-1	.954	4-0	1.000	1st	417	2,083	30	208.3	5.0			219	107	12	17	1,585	124.3	158.5		
1952	9	4-5	.444	2-2	.500	3rd	427	2,425		269.4	5.7			200	86	16	12	1,145	94.9	127.2		
1953	9	5-3-1	.611	3-1-1	.700	2nd	387	1,959	28	217.7	5.1			136	50	17	5	812	74.1	90.2		
1954	9	5-4	.556	2-2	.500	2nd	404	1,782	20	198.0	4.4			147	58	13	6	585	68.7	65.0		
1955	10	2-8	.200	no conference standings			390	988	5	98.8	2.5			159	75	18	5	930	84.0	93.0		
1956	9	4-3-2	.556	2-1-1	.625	t-2nd	419	1,522		169.1	3.6			136	56	12	5	845	87.9	93.9		
1957	9	2-7	.222	0-1	.000	5th	340	933		103.7	2.7			175	68	17	6	1,088	83.0	120.9		
1958	8	3-5	.375	1-4	.200	4th	262	637	9	79.6	2.4			167	68	14	9	888	86.4	111.0		
1959	8	1-6-1	.187	0-5	.000	6th	278	880	4	110.0	3.2			140	66	16	7	742	85.3	92.8		
1960	8	1-6-1	.187	0-5	.000	6th		922	4	115.3				111	64	9	2	475	83.3	59.4		
1961	10	7-2-1	.750	2-2-1	.500	3rd	442	2,140	24	214.0	4.8			124	62	3	10	1,079	144.9	107.9		
1962	10	8-2	.800	5-0	1.000	1st	490	2,317	31	231.7	4.7			117	66	8	9	1,018	141.2	101.8		
1963	9	7-2	.778	3-1	.750	t-1st	417	1,977	30	219.7	4.7			147	68	7	13	1,287	139.5	143.0		
1964	10	8-2	.800	4-1	.800	2nd	408	2,150	32	215.0	5.2			250	132	10	27	2,076	150.2	207.6		
1965	10	8-2	.800	3-2	.600	3rd	382	2,022	22	202.2	5.3			256	160	13	25	2,083	152.2	208.3		
1966	11	11-0	1.000	5-0	1.000	1st	361	1,585	18	158.5	4.4			299	166	17	19	2,681	140.4	268.1		
1967	11	10-1	.909	5-0	1.000	1st	449	1,738	21	173.8	3.8			220	114	11	15	1,819	133.8	181.9		
1968	10	9-0-1	.950	independent			489	1,813	25	181.3	3.7			278	150	17	21	2,370	138.3	237.0		
1969	11	11-0	1.000	6-0	1.000	1st	423	1,580	18	158.0	3.7		4	417	244	28	43	3,742	154.5	374.2		1
1970	11	9-2	.818	5-1	.833	t-1st	465	1,438	16	130.7	3.1		4	390	215	24	28	3,029	131.8	275.4		1
1971	11	8-4	.667	5-1	.833	t-4th	371	763	14	69.4	2.0		7	409	211	27	18	2,765	109.7	251.4		1
1972	11	10-1	.909	4-0-0	1.000	1st	502	1,728	17	157.1	3.4		2	327	184	25	18	2,525	124.0	229.5		1
1973	11	9-1-1	.863	3-0-1	.875	1st	434	1,422	18	129.3	3.2		2	385	247	24	24	3,355	145.5	305.0		1
1974	11	8-2-1	.773	4-0	1.000	1st	489	2,025	22	184.1	4.1		3	358	174	18	15	2,496	110.9	226.9	3	1
1975	11	8-3	.727	3-2	.600	1st	396	1,316	18	119.5	3.3		5	411	238	27	17	3,204	123.9	291.3	1	1
1976	11	10-1	.909	independent			559	2,060	17	187.2	3.7			215	125	8	5	1,371	111.9	124.6		
1977	11	10-1	.909	independent			418	1,890	19	171.8	4.5			331	192	16	26	2,685	142.4	244.1		
1978	11	4-7	.363	2-4	.300	6th	503	1,880	13	170.9	3.7			378	212	15	14	2,347	112.5	213.4		
1979	11	8-3	.727	5-2	.714	t-2nd	512	1,194	20	108.5	3.9			338	174	25	13	2,426	109.7	220.5		
1980	12	4-8	.333	4-4	.500	4th	504	1,151	12	95.9	2.3			366	183	24	7	2,028	89.7	169.0		
1981	11	6-5	.545	3-5	.375	6th	342	839	16	76.2	2.5			447	265	15	21	3,366	131.3	306.0		
1982	12	7-5-0	.583	4-3	.571	t-3rd	411	1,169	12	97.4	2.8			455	250	18	21	3,264	122.5	272.0		
1983	12	2-9-1	.208	1-6-1	.187	8th	373	920	10	76.7	2.5			403	216	25	14	2,835	111.8	236.3		
1984	12	4-7-1	.375	4-3-1	.562	t-4th	400	1,141	19	95.1	2.9			360	198	16	12	2,542	116.4	211.8		
1985	12	5-6-1	.458	3-4-1	.438	6th	390	1,795	16	149.6	4.6			437	269	21	24	3,447	136.3	287.3		
1986	12	8-4	.667	7-1	.875	1st	443	1,029	15	93.5	2.3		9	390	241	12	14	2,766	127.1	251.5		4
1987	12	5-7	.417	4-4	.500	5th	415	1,273	20	106.1	3.1	88	6	509	314	16	26	3,990	138.1	332.5	2	1
1988	11	3-8	.273	3-5	.375	t-6th	433	1,161	16	105.5	2.7	97	7	387	220	18	7	2,473	107.2	224.8	25	5
1989	12	6-5-1	.542	4-3	.571	t-5th	502	1,913	30	159.4	3.8	49	4	449	262	20	16	3,697	130.4	308.1	8	4
1990	11	6-5	.545	5-2	.714	3rd	442	1,712	28	155.6	3.9	59	4	485	287	8	29	4,086	146.4	371.5	3	2
1991	13	8-4-1	.654	6-1-1	.813	2nd	521	2,476	30	206.3	4.8	24	3	433	228	15	22	3,263	125.8	271.9	11	4
1992	11	5-5-1	.500	5-3	.625	4th	421	2,012	18	182.9	4.8	36	6	386	201	11	22	2,764	125.3	251.3	20	5
1993	12	6-6	.500	4-4	.500	t-6th	449	1,750	23	145.8	3.9	65	8	465	269	14	28	3,836	141.0	319.7	9	3
1994	11	4-7	.364	2-6	.250	8th	405	1,236	14	112.4	3.1	93	10	410	257	16	27	3,244	143.1	294.9	6	2
1995	12	8-4	.667	5-3	.625	5th	487	2,433	27	202.8	5.0	26	4	396	246	14	24	3,352	146.2	279.3	11	3
1996	11	8-3	.727	6-2	.750	*t-2nd	443	1,905	22	173.2	4.3	43	7	360	235	5	29	3,336	166.9	303.3	11	3
1997	12	5-7	.417	4-4	.500	*t-4th	441	1,356	9	113.0	3.1	93	12	359	186	16	18	2,638	121.2	219.8	45	4
1998	11	7-5	.583	7-1	.875	*t-1st	472	2,052	17	186.6	4.4	32	5	270	144	11	8	1,616	105.2	146.9	91	11
1999	11	5-6	.455	3-4	.429	t-5th	441	1,936	14	176.0	4.4	30	2	331	175	11	17	2,270	120.8	206.4	65	5
2000	11	3-8	.273	3-4	.429	t-5th	365	854	10	77.6	2.3	108	8	376	194	13	7	2,501	106.7	227.4	41	3
2001	11	3-8	.273	2-5	.286	7th	429	1,627	17	147.9	3.8	63	7	333	160	15	5	1,927	92.6	175.2	89	5
2002	13	4-9	.308	4-3	.571	t-3rd	370	948	9	72.9	2.6	114	8	584	352	10	24	4,302	132.3	330.9	5	1
2003	12	6-6	.500	3-4	.429	t-4th	413	1,470	11	122.5	3.6	88	6	442	241	17	10	2,609	103.9	217.4	60	3
2004	11	4-7	.364	2-5	.286	7th	377	1,432	9	130.2	3.8	80	5	444	240	17	16	2,691	109.2	244.6	33	4
2005	12	5-7	.417	4-4	.500	t-4th	458	1,770	16	147.5	3.9	54	6	401	246	14	20	2,779	129.0	231.6	45	5
2006	12	3-9	.250	3-5	.375	t-6th	423	1,430	10	119.2	3.4	80	6	294	171	17	8	1,804	107.1	150.3	107	8
2007	12	4-8	.333	3-5	.375	6th	359	1,247	19	103.9	3.5	105	9	458	270	9	16	3,272	126.6	272.7	28	2
2008	12	2-10	.166	1-7	.125	t-8th	284	878	11	73.2	3.1	117	9	489	271	11	16	2,871	111.0	239.3	42	4
2009	12	4-8	.333	2-6	.250	7th	328	940	8	78.3	2.9	116	9	448	246	16	25	3,163	125.5	263.6	30	2
2010	13	9-4	.692	5-3	.625	t-3rd	439	2,097	29	161.3	4.8	48	4	426	244	14	28	3,840	148.1	295.4	12	1
2011	13	8-5	.615	4-3	.571	4th	486	2,398	28	184.5	4.9	30	3	449	238	8	23	3,158	125.4	242.9	49	2
2012	13	9-4	.692	7-1	.875	t-1st	578	2,869	30	220.7	5.0	20	4	309	182	11	21	2,287	136.4	175.9	103	8
2013	13	8-5	.615	6-2	.750	*t-2nd	510	2,166	30	166.6	4.2	68	9	462	260	14	19	3,358	124.8	258.3	38	7
2014	13	7-6</																				

Offense Year-By-Year



10 STRAIGHT BOWL GAME APPEARANCES ► 21 CONFERENCE CHAMPIONSHIPS

Season	Total Offense				Scoring				First Downs				Fumbles		SDSU Miscellaneous					
	Plays	Yards	YPP	YPG	NR	CR	Points	PPG	NR	CR	Rush	Pass	Pen	Total	No-Lost	TOs	ToP	Pen-Yds	Return	Punts
1949	596	2,738	4.6	304.2			195	21.7						116						58-33.6
1950	574	2,836	4.9	315.1			212	23.6			79	50	2	131	31-17	34		52-491	1,167	50-32.8
1951	636	3,668	5.8	366.8			352	35.2						127	19	31		660	1,237	53-33.5
1952	627	3,570	5.7	396.6			238	26.4						164	14	30		599	1,237	42-31.7
1953	523	2,771	5.3	307.9			230	25.6						135	21	38		442	869	37-32.8
1954	551	2,352	4.3	261.3			177	19.7						111	17	30		64-579	1,005	50-31.7
1955	549	1,918	3.5	191.8			65	6.5			57	43	7	107	54-29	47		43-383	1,084	51-35.8
1956	558	2,367	4.2	263.0			149	16.6			73	38	4	115	22-14	26		378	1,115	40-31.9
1957	515	2,021	3.9	224.6			77	8.6			49	40	4	93	30-17	34		42-333	852	55-37.2
1958	429	1,525	3.5	190.6			84	10.5			34	43	3	80	20-13	27		29-275	974	49-34.6
1959	418	1,622	3.8	202.8			74	9.3			55	26	7	88	15-8	22		27-243	906	45-38.2
1960		1,397		139.7			53	6.6						87						
1961	566	3,219	5.5	321.9			231	23.1			116	27	5	148	19-5	8		44-468	960	36-35.0
1962	607	3,335	5.5	333.5			294	29.4			125	45	5	169	30-16	24		42-406	1,258	29-36.3
1963	564	3,264	5.8	362.7			317	35.2			115	43	8	166	20-10	17		70-668	1,212	33-39.3
1964	658	4,226	6.4	426.6			423	42.3			106	83	12	201	23-9	19		88-839	1,096	40-34.9
1965	638	4,105	6.3	410.5			353	35.3			95	77	11	183	34-22	35		88-832	982	39-40.3
1966	660	4,266	6.4	426.6			289	28.9			68	105	14	188	29-17	34		77-817	838	45-41.9
1967	669	3,557	5.3	355.7			292	29.2			82	64	11	157	30-19	30		84-888	1,366	62-38.0
1968	767	4,183	5.4	418.3			377	34.3			96	92	12	200	22-13	30		72-643	761	60-35.3
1969	840	5,322	6.3	532.2			464	46.4			98	152	14	264	19-14	42		78-882	1,667	36-33.8
1970	855	4,467	5.2	406.1		1	364	33.1			110	102	22	234	24-16	40		106-1,144	1,328	65-37.0
1971	780	3,528	4.5	320.1		3	245	22.3			58	116	16	190	34-17	44		86-891	1,235	70-36.5
1972	829	4,254	5.1	386.7		1	266	24.2			89	106	15	210	32-20	45		80-779	909	58-38.2
1973	819	4,777	5.8	434.3		1	321	29.2			72	164	15	251	39-25	49		76-826	1,199	50-32.5
1974	847	4,521	5.3	411.0	8	1	292	26.5			107	115	20	242	37-20	38		83-864	1,234	56-35.9
1975	806	4,520	5.6	410.8	8	1	320	29.0			77	148	17	242	29-17	44		80-794	1,039	37-36.9
1976	774	3,431	4.4	311.9			197	17.9			114	68	11	193	34-16	24		67-672	786	66-36.8
1977	749	4,575	6.1	415.9			349	31.7			89	112	11	212	23-9	25		90-986	1,071	56-38.1
1978	881	4,227	4.8	384.3			242	22.0			123	109	21	253	29-18	33		84-854	1,154	50-37.9
1979	850	4,420	5.2	401.8			286	26.0			114	96	14	224	36-22	47		86-890	1,332	51-41.7
1980	870	3,179	3.65	264.9			161	13.4			85	89	18	192	31-15	39		87-884	1,468	86-39.9
1981	789	4,205	5.32	382.2			279	25.3			61	144	20	225	24-9	24		91-967	1,193	57-41.7
1982	866	4,433	5.12	369.4			308	25.7			79	133	20	232	26-17	35		105-1,004	1,323	76-37.5
1983	776	3,755	4.84	312.9			221	18.4			57	127	17	201	16-8	33		94-707	1,370	74-44.0
1984	760	3,683	4.85	306.9			265	22.1			66	109	17	192	23-11	27		99-742	1,411	76-42.5
1985	827	5,242	6.34	436.8			348	29.0			94	149	16	259	38-17	29		110-917	988	48-41.5
1986	833	3,795	4.6	345.0		8	254	23.1		7	84	127	12	233	19-8	20		86-678	1,264	69-40.3
1987	924	5,263	5.7	438.6	10	3	357	29.8	17	3	87	169	25	281	27-19	35		109-908	1,581	60-42.6
1988	820	3,634	4.4	330.4	68	8	204	18.5	79	7	70	124	11	205	26-8	26		75-673	1,738	71-39.8
1989	951	5,610	5.9	467.5	7	3	368	30.7	19	5	108	166	18	292	24-12	32		90-831	1,344	55-39.8
1990	927	5,798	6.3	527.9	3	2	459	41.7	3	2	95	174	18	287	20-7	15		92-829	1,080	50-37.1
1991	955	5,739	6.0	478.3	6	2	403	33.6	14	2	127	143	21	291	26-14	29		97-893	1,421	61-37.6
1992	807	4,776	5.9	434.2	13	3	334	30.4	14	3	104	110	16	230	13-5	16		75-615	4,399	32-11.1
1993	914	5,586	6.1	465.5	11	4	413	34.4	14	3	110	168	27	305	20-12	26		102-838	1,440	55-36.1
1994	815	4,480	5.5	407.3	26	7	332	30.2	23	5	96	131	16	243	28-15	31		79-567	1,363	59-38.4
1995	883	5,785	6.6	482.1	7	1	401	33.4	12	1	133	132	17	282	21-13	27		94-875	1,610	52-43.0
1996	813	5,241	6.5	476.5	8	3	428	38.9	8	3	101	147	12	260	17-7	12	27:59	84-631	1,597	48-46.5
1997	800	3,994	5.0	332.8	76	10	257	21.4	77	12	77	107	15	199	25-10	26	28:41	103-907	1,315	66-42.4
1998	742	3,668	4.9	333.5	75	12	230	20.9	78	10	101	76	15	192	20-9	20	31:06	78-679	1,229	63-40.0
1999	772	4,206	5.4	382.4	49	4	272	24.7	68	5	108	92	17	217	25-13	24	30:44	80-670	985	57-36.8
2000	804	3,852	4.8	305.0	103	6	170	15.5	106	8	64	109	14	187	22-11	24	29:17	58-487	1,170	81-40.5
2001	762	3,554	4.7	323.1	98	8	184	16.7	111	8	85	88	15	188	23-13	28	31:03	66-566	1,256	67-41.4
2002	954	5,250	5.5	403.8	29	2	309	23.8	82	6	68	188	25	281	24-17	27	27:47	82-686	1,450	65-39.2
2003	855	4,079	4.8	339.9	88	6	224	18.7	102	7	84	118	20	222	21-12	29	30:13	81-737	1,007	71-41.1
2004	821	4,123	5.0	374.8	56	4	234	21.3	91	6	85	115	18	218	21-10	27	29:24	89-817	1,131	62-36.0
2005	859	4,549	5.3	379.1	58	7	323	26.9	56	6	94	126	19	239	23-12	26	28:56	72-566	1,124	67-44.8
2006	717	3,234	4.5	269.5	108	9	170	14.2	113	9	85	74	16	175	26-8	25	29:55	71-260	1,057	64-39.9
2007	817	4,519	5.5	376.6	73	5	301	25.1	76	6	70	136	12	218	13-7	16	27:14	72-602	1,632	73-43.6
2008	773	3,749	4.8	312.4	99	8	231	19.3	104	8	59	129	19	207	17-14	25	26:14	73-612	1,518	72-39.1
2009	776	4,103	5.3	341.9	86	7	280	23.3	85	6	50	145	19	214	17-9	25	27:47	67-570	1,525	62-43.7
2010	865	5,937	6.9	456.7	16	2	455	35.0	20	2	92	154	18	264	13-8	22	28:15	77-672	1,020	55-43.7
2011	935	5,556	5.9	427.4	32	4	387	29.8	46	4	114	148	19	281	15-8	16	30:24	60-534	1,388	61-43.8
2012	887	5,156	5.8	396.6	61	4	427	32.8	36	3	150	103	25	278	25-14	25	30:56	73-638	1,338	49-41.0
2013	972	5,524	5.7	424.9	51	7	387	29.8	59	9	114	139	16	269	27-16	30	32:03	88-768	1,478	57-38.8
2014	866	5,128	5.9	394.5	71	8	325	25.0	88	8	129	105	18	252	14-7	22	31:19	77-694	1,177	59-35.8
2015	927	5,254	5.7	375.3	85	7	450	32.1	46	3	150	85	25	260	16-9	12	32:43	89-813	1,565	77-40.3
2016	892	5,703	6.4	407.4	68	6	493	35.2	29	4	165	94	19	278	16-9	17	31:23	98-845	1,619	63-41.3
2017	827	5,202	6.3	400.2	64	6	400	30.8	45	4	140	92	23	255	13-9	13	31:55	85-758	1,339	60-37.6
2018	831	4,535	5.5	348.8	111	9	268	20.6	119	12	105	105	15	225	17-11	18	30:18	93-803	812	68-4

Defense Year-By-Year



10 STRAIGHT BOWL GAME APPEARANCES ► 21 CONFERENCE CHAMPIONSHIPS

DEFENSE YEAR-BY-YEAR ◀ HISTORY

Season	G			Conf.			Rushing					NR		Passing							NR	
	G	W-L-T	Pct.	W-L-T	Pct.	Place	No.	Yds.	TDs	YPG	YPC	NR	CR	Att.	Com.	Int.	TDs	Yards	Rating	YPG	NR	CR
1949	9	6-3	.667	3-1	.750	2nd		1,307		145.2								1,091		121.2		
1950	9	5-3-1	.611	3-0-1	.875	1st		1,539		171.0				199	89	11	11	1,057	96.5	117.4		
1951	11	10-0-1	.954	4-0	1.000	1st		1,497		149.7				220	65	32	7	899	45.2	89.9		
1952	9	4-5	.444	2-2	.500	3rd		2,049		227.7				208	94	17		1,309		145.4		
1953	9	5-3-1	.611	3-1-1	.700	2nd		1,052		116.9				151	47	15	4	657	56.6	72.7		
1954	9	5-4	.556	2-2	.500	2nd	364	1,354		150.4				160	64	24	5	789	61.7	88.0		
1955	10	2-8	.200				no conference standings	438	1,787		178.7			173	77	11	12	1,188	112.4	118.8		
1956	9	4-3-2	.556	2-1-1	.625	t-2nd	350	1,820		202.2				196	103	13	11	1,482	121.3	164.7		
1957	9	2-7	.222	0-1	.000	5th	423	2,181		242.3				139	69	13	11	1,075	122.0	119.4		
1958	8	3-5	.375	1-4	.200	4th	419	2,052		256.5				125	52	12		861		107.6		
1959	8	1-6-1	.187	0-5	.000	6th		2,001	23	250.1				159	85	8	7	1,161	119.3	145.1		
1960	8	1-6-1	.187	0-5	.000	6th		1,313		164.1				146	80	6		1,153		144.1		
1961	10	7-2-1	.750	2-2-1	.500	4th	385	1,573		157.3	4.1			195	94	18		1,082		108.2		
1962	10	8-2	.800	5-0	1.000	1st	374	1,403		140.3	3.8			175	75	23		950		95.0		
1963	9	7-2	.778	3-1	.750	t-1st	323	1,123	9	124.8	3.5			216	102	21	7	1,078	80.4	119.8		
1964	10	8-2	.800	4-1	.800	2nd	349	617	5	61.7	1.8			267	123	23	4	1,309	75.0	130.9		
1965	10	8-2	.800	3-2	.600	3rd	354	510	4	51.0	1.4			255	98	17	7	1,184	73.2	118.4		
1966	11	11-0	1.000	5-0	1.000	1st	356	747	7	74.7	2.1			278	137	14	7	1,462	91.7	146.2		
1967	11	10-1	.909	5-0	1.000	1st	409	880	4	80.0	2.2			326	136	14	15	1,655	91.0	165.5		
1968	10	9-0-1	.950			independent	398	1,001	9	100.1	2.5			321	146	26	11	1,828	88.4	182.8		
1969	11	11-0	1.000	6-0	1.000	1st	411	1,069	15	106.9	2.6			314	128	36	11	1,700	74.9	170.0		
1970	11	9-2	.818	5-1	.833	t-1st	512	1,201	10	109.2	2.3		1	230	85	12	6	1,062	73.9	96.5		1
1971	11	8-4	.667	5-1	.833	t-4th	549	1,534	20	139.5	2.8		3	260	112	17	8	1,562	90.6	142.0		3
1972	11	10-1	.909	4-0	1.000	1st	506	1,608	9	146.2	3.2		4	233	98	12	9	1,364	93.7	124.0		4
1973	11	9-1-1	.863	3-0-1	.875	1st	551	1,820	10	165.5	3.3		4	332	136	31	6	1,660	70.3	150.9		4
1974	11	8-2-1	.773	4-0	1.000	1st	527	1,807	11	164.3	3.4		2	277	106	18	10	1,512	83.0	137.5		3
1975	11	8-3	.727	3-2	.600	1st	507	1,449	10	131.7	2.8	12	2	240	106	20	7	1,361	84.8	123.7		3
1976	11	10-1	.909			independent	498	1,713	10	155.7	3.4			247	107	16	4	1,228	77.5	111.6		
1977	11	10-1	.909			independent	512	1,243	13	113.0	2.4			334	169	22	9	2,266	103.3	206.0		
1978	11	4-7	.363	2-4	.300	t-5th	530	2,191	20	199.2	4.1			225	106	11	10	1,444	105.9	131.3		
1979	11	8-3	.727	5-2	.714	t-6th	513	2,024	18	184.0	3.9			278	125	22	11	1,773	95.8	161.2		
1980	12	4-8	.333	4-4	.500	4th	626	2,357	21	196.4	3.8			277	144	15	16	1,944	119.2	162.0		
1981	11	6-5	.545	3-5	.375	6th	517	1,891	17	171.9	3.7			322	165	19	14	2,057	107.5	187.0		
1982	12	7-5-0	.583	4-3-0	.571	t-3rd	517	2,166	19	151.5	3.5			382	205	17	21	2,573	119.5	214.4		
1983	12	2-9-1	.208	1-6-1	.187	8th	639	3,323	30	250.8	4.7			315	175	15	14	2,554	128.8	212.8		
1984	12	4-7-1	.375	4-3-1	.562	t-4th	548	2,307	14	160.1	3.5			363	189	14	10	2,501	111.3	208.4		
1985	12	5-6-1	.458	3-4-1	.438	6th	517	2,423	23	167.3	3.9			408	254	9	15	2,859	128.8	238.3		
1986	12	8-4	.667	7-1	.875	1st	393	1,373	10	124.8	3.5		3	379	194	15	16	2,353	109.4	213.9		3
1987	12	5-7	.417	4-4	.500	5th	508	2,219	36	184.9	4.4	70	7	344	205	16	18	2,994	140.7	249.5	100	8
1988	11	3-8	.273	3-5	.375	t-6th	495	2,528	35	229.8	5.1	89	7	295	165	10	11	2,218	124.6	201.6	68	3
1989	12	6-5-1	.542	4-3	.571	t-5th	454	2,171	27	180.9	4.8	69	4	412	211	19	20	3,143	122.1	261.9	101	7
1990	11	6-5	.545	5-2	.714	3rd	399	1,681	27	152.8	4.2	46	7	375	195	9	22	3,139	136.9	285.3	92	7
1991	13	8-4-1	.654	6-1-1	.813	2nd	453	1,790	22	149.2	4.0	39	1	436	216	11	26	3,643	134.4	303.5	90	6
1992	12	5-5-1	.500	5-3	.625	4th	477	2,189	21	199.0	4.6	83	5	335	176	9	20	2,443	128.1	222.1	92	9
1993	12	6-6	.500	4-4	.500	t-6th	480	2,222	24	185.2	4.6	72	5	381	186	11	26	2,915	129.8	242.9	74	3
1994	11	4-7	.364	2-6	.250	8th	497	2,036	18	185.1	4.1	69	6	379	221	14	19	2,836	130.3	257.8	76	6
1995	12	8-4	.667	5-3	.625	5th	451	1,898	13	158.2	4.2	54	3	479	285	26	17	3,606	123.6	300.5	63	5
1996	11	8-3	.727	6-2	.750	*t-2nd	460	1,882	23	171.1	4.1	70	5	363	217	12	16	3,103	139.5	282.1	95	14
1997	12	5-7	.417	4-4	.500	*t-4th	517	1,912	20	159.3	3.7	63	9	337	197	11	19	2,682	137.4	223.5	87	14
1998	12	7-5	.583	7-1	.875	*t-1st	431	1,477	10	134.4	3.4	34	4	345	198	10	16	2,224	121.1	202.2	91	11
1999	11	5-6	.455	3-4	.429	t-5th	425	1,188	2.8	108.0	2.8	19	2	313	180	12	15	2,161	123.7	196.5	67	3
2000	11	3-8	.273	3-4	.429	t-5th	455	1,602	15	145.6	3.5	52	5	349	202	8	15	2,250	121.6	204.6	40	4
2001	11	3-8	.273	2-5	.286	7th	444	1,546	18	140.6	3.5	50	3	309	170	13	15	2,178	121.8	198.0	33	3
2002	13	4-9	.308	4-3	.571	t-3rd	568	2,226	19	171.2	3.9	83	6	435	243	14	31	3,121	133.2	240.1	91	7
2003	12	6-6	.500	3-4	.429	t-4th	468	1,944	5	129.5	3.3	32	2	345	176	12	12	1,923	102.4	160.3	4	1
2004	11	4-7	.364	2-5	.286	7th	451	1,526	13	138.7	3.4	44	2	383	207	14	17	2,501	116.2	227.4	75	7
2005	12	5-7	.417	4-4	.500	t-4th	514	2,223	30	185.2	4.3	95	8	407	236	18	10	2,649	111.9	220.8	61	3
2006	12	3-9	.250	3-5	.375	t-6th	489	2,169	14	180.8	4.4	106	9	294	174	9	22	2,052	136.3	171.0	17	2
2007	12	4-8	.333	3-5	.375	6th	547	2,898	28	241.5	5.3	118	9	397	266	16	23	3,080	143.2	256.7	94	9
2008	12	2-10	.166	1-7	.125	t-8th	583	2,970	35	247.5	5.1	118	9	311	205	9	21	2,559	151.5	213.2	68	6
2009	12	4-8	.333	2-6	.250	7th	503	1,986	23	165.5	3.9	85	7	348	204	11	15	2,598	129.2	216.5	53	4
2010	13	9-4	.692	5-3	.625	t-3rd	521	1,934	16	148.8	3.7	57	4	427	221	10	18	2,665	113.4	205.0	39	4
2011	13	8-5	.615	4-3	.571	4th	533	2,204	23	169.5	4.1	78	3	364	204	15	18	2,882	130.6	221.7	55	5
2012	13	9-4	.692	7-1	.875	t-1st	486	1,735	16	133.5	3.6	28	1	443	274	14	23	3,062	130.7	235.5	65	7
2013	13	8-5	.615	6-2	.750	*t-2nd	467	1,708	20	131.4	3.7	22	2	488	296	8	31	3,312	135.4	254.8	98	7
2014	13	7-6	.538	5-3	.625	*t-1st	522	2,001	22	153.9	3.8	48	4	355	198	14	10	2				

Defense Year-By-Year



10 STRAIGHT BOWL GAME APPEARANCES ► 21 CONFERENCE CHAMPIONSHIPS

Season	Total Offense				Scoring				First Downs				Fumbles		Opponent Miscellaneous					
	Plays	Yards	YPP	YPG	NR	CR	Points	PPG	NR	CR	Rush	Pass	Pen	Total	No-Lost	TOs	ToP	Pen-Yds	Return	Punts
1949		2,398		266.4			200	22.2						102						
1950		2,596		288.4			186	20.7			88	43	6	137	41-24	35		46-412		53-30.2
1951		2,396		239.6			120	12.0						127	27	59		538		31.9
1952		3,358		373.1			267	29.7						142	15	32		532		33.5
1953		1,706		189.6			142	15.8						86	15	30		418		36.7
1954	524	2,146	4.1	240.4			141	15.7						94	17	41		52-567		54-32.9
1955	611	2,975	4.9	297.5			231	23.1			93	44	11	148	45-18	29		69-594	811#^	44-36.4
1956	545	3,101	5.7	344.6			217	24.1			86	51	3	140	24-20	33		534	665#^	29-38.7
1957	562	3,256	5.8	361.8			243	27.0			106	41	6	153	35-22	35		56-567	1,090	37-30.0
1958	544	2,913	5.4	364.1			200	25.0			95	38	2	135	31-19	31		61-524	526#	26-36.3
1959		2,963		370.4			208	26.1			84	42	2	128	17-9	17		51-523	736#	25-34.7
1960		2,466		308.3			207	25.9						116						
1961	580	2,655	4.6	265.5			154	15.4			98	45	1	144	10-6	24		50-417	841	45-32.0
1962	549	2,353	4.3	235.3			135	13.5			68	44	5	117	21-12	35		37-334	1,491	41-36.2
1963	539	2,201	4.1	244.6			118	13.1			67	43	12	122	15-9	30		44-413	1136	42-36.4
1964	616	1,926	3.1	192.6			71	7.1			54	54	21	129	37-20	43		61-537	1,068	65-33.2
1965	609	1,694	2.8	169.4			87	8.7			47	54	20	121	28-21	38		51-447	1,225	77-34.5
1966	634	2,209	3.5	220.9			98	9.8			54	61	19	134	16-11	25		52-569	1,049	77-37.6
1967	735	2,535	3.4	253.5			129	12.9			62	76	26	164	28-17	31		59-630	1,373	76-35.2
1968	719	2,829	3.9	282.9			155	15.5			69	70	15	154	28-17	43		59-743	1,535	74-37.0
1969	725	2,769	3.8	276.9			187	18.7			67	57	23	147	22-12	48		50-486	1,648	71-36.0
1970	742	2,263	3.0	205.7		1	123	11.2			77	37	20	134	36-15	29		62-681	1,328	103-35.3
1971	809	3,096	3.8	281.5		2	230	20.9			101	58	23	182	38-19	36		64-659	1,235	67-34.1
1972	739	2,972	4.0	270.2		4	143	13.0			85	52	14	151	36-25	37		71-718	1,258#	84-35.3
1973	883	3,480	4.0	316.4		4	129	11.7			95	86	17	198	38-19	40		61-607	1,192#	59-37.1
1974	816	3,319	4.1	301.7		2	170	15.5			105	62	18	185	27-16	34		73-848	1,393#	75-34.3
1975	747	2,810	3.8	255.5		1	145	13.1			86	61	21	168	33-15	35		58-672	1,199#	73-35.8
1976	745	2,941	3.9	267.3			125	11.4			101	52	21	174	25-15	31		67-697	931#	75-36.0
1977	856	3,509	4.1	319.0			165	15.0			85	106	28	219	25-14	36		49-518	1,023#	60-35.0
1978	755	3,635	4.8	330.5			257	23.3			110	68	27	205	28-18	29		75-729	1,031	60-40.8
1979	791	3,797	4.8	345.2			276	25.1			95	78	27	200	43-21	43		78-756	1,694	60-38.7
1980	903	4,301	4.8	358.4			294	24.5			141	79	29	249	41-28	43		86-901	1,057	65-41.5
1981	839	3,948	4.7	358.9			227	20.6			111	88	15	214	27-14	33		79-785	1,241	65-37.7
1982	899	4,386	4.9	365.5			320	26.7			104	116	22	242	28-14	31		86-707	940	77-36.2
1983	954	5,563	5.8	463.6			347	28.9			159	117	13	289	29-17	32		84-751	731	53-41.8
1984	911	4,422	4.9	368.5			250	20.8			106	120	19	245	36-15	29		78-699	983	69-40.3
1985	925	4,867	5.3	405.6			317	26.4			117	133	21	271	25-12	21		93-798	1,293	67-40.4
1986	772	3,726	4.8	338.7		3	240	21.8		5	92	96	13	201	30-16	31		75-600	1,526	63-39.6
1987	852	5,213	6.1	434.4	95	7	428	35.7	98	8	113	137	19	269	25-14	30		85-802	1,731	53-38.6
1988	790	4,746	6.0	431.5	95	6	384	34.9	100	8	134	102	17	253	22-12	22		64-523	1,407	50-38.0
1989	866	5,314	6.1	442.8	96	7	378	31.5	90	6	104	133	20	257	22-9	28		76-665	1,870	58-39.0
1990	774	4,820	6.2	438.2	95	9	386	35.1	100	9	94	115	24	233	21-16	25		72-606	1,541	64-37.6
1991	889	5,433	6.1	452.8	103	8	361	30.1	86	5	107	124	25	256	26-12	23		93-757	1,169	69-37.7
1992	812	4,632	5.7	421.1	97	8	337	30.6	95	9	111	109	10	229	29-12	21		68-523	1,212	64-40.0
1993	878	5,137	5.9	428.1	94	7	392	32.7	99	8	106	116	14	236	21-9	20		103-964	1,694	68-38.2
1994	876	4,872	5.6	442.9	95	7	337	30.6	87	7	112	133	8	253	24-13	27		77-583	1,171	53-38.0
1995	947	5,504	5.8	458.7	95	8	283	23.6	56	3	99	168	17	284	26-11	37		104-872	1,738	59-36.8
1996	823	4,985	6.1	453.2	100	13	303	27.6	69	8	103	129	19	251	19-8	20	32:01	56-551	1,158	59-43.3
1997	854	4,594	5.4	382.8	72	13	333	27.8	74	11	107	98	34	243	25-12	23	31:19	70-609	1,578	62-40.5
1998	776	3,701	4.8	336.5	35	5	224	20.4	32	5	87	101	20	208	22-10	20	28:54	67-570	1,361	58-39.3
1999	738	3,349	4.5	304.5	16	1	226	20.5	30	3	67	94	17	178	18-8	20	29:14	78-631	1,174	65-39.6
2000	804	3,852	4.8	350.2	45	5	273	24.8	57	5	84	113	12	209	25-11	17	30:43	72-640	1,504	68-41.4
2001	753	3,724	4.9	338.6	34	3	290	26.4	66	5	87	89	16	192	21-6	19	28:57	70-604	1,405	61-40.8
2002	1,003	5,347	5.3	410.9	95	7	411	31.6	92	7	130	139	23	292	31-13	27	32:08	79-665	1,177	73-39.9
2003	813	3,477	4.3	289.8	8	1	207	17.3	13	1	77	87	27	191	23-16	28	29:47	73-700	1,511	76-41.6
2004	834	4,027	4.8	366.1	52	3	282	25.6	62	4	91	103	28	222	21-12	26	30:36	66-604	1,359	65-39.2
2005	921	4,872	5.3	406.0	83	6	325	27.1	71	4	129	118	16	263	19-10	28	31:04	80-722	1,587	61-39.9
2006	783	4,221	5.4	351.8	73	6	325	27.1	94	8	125	91	18	234	15-9	18	30:05	51-430	1,208	41-37.1
2007	944	5,978	6.3	498.2	115	9	413	34.4	103	9	168	145	9	322	15-6	22	32:45	69-610	1,742	49-40.4
2008	894	5,529	6.2	460.8	113	9	446	37.2	113	9	157	113	10	280	15-10	19	33:45	64-573	1,529	51-37.5
2009	851	4,584	5.4	382.0	74	5	366	30.5	98	7	114	116	20	250	12-4	15	32:13	76-707	1,741	49-42.0
2010	948	4,599	4.9	353.8	44	5	287	22.1	35	5	112	126	25	263	16-6	16	31:45	81-687	1,711	77-39.5
2011	897	5,086	5.7	391.2	68	4	325	25.0	57	3	119	107	17	243	28-13	28	29:36	78-644	1,361	70-39.9
2012	929	4,797	5.2	369.0	39	3	317	24.4	42	3	109	140	25	274	22-12	14	29:04	66-590	1,286	57-37.3
2013	955	5,020	5.3	386.2	53	2	412	31.7	92	5	95	145	26	266	18-11	19	27:57	82-628	1,100	71-40.6
2014	877	4,322	4.9	332.5	16	1	258	19.8	13	2	113	97	25	235	18-12	14	28:41	66-556	1,361	69-41.0
2015	863	4,022	4.7	287.3	5	1	230	16.4	7	1	83	104	33	220	25-11	34	27:16	74-634	1,490	89-42.0
2016	925	4,416	4.8	315.4	11	1	283	20.2	17	1	92	126	18	236	12-3	29	28:37	73-673	1,411	83-41.7
2017	804	4,088	5.1	314.5	11	1	263	20.2	21	3	98	85	16	199	16-6	20	28:05	61-545	1,148	72-41.9
2018	854	4,350	5.1	334.6	21	3	288	22.2	32	4	77	120	19	216	16-5	16	29:42	58-543	449	74-41.2
2019	804	3,741	4.7	287.8	5	1	165	12.7												

Coaching History



10 STRAIGHT BOWL GAME APPEARANCES ► 21 CONFERENCE CHAMPIONSHIPS

Coaching Ledger

18 head coaches listed chronologically

Coach	Alma Mater	Years	Seasons	Games	W	L	T	Pct.	PF	PA	APF	APA	CC	BG
C.E. Peterson	Oregon State	1921-29	9	78	43	31	4	.577	1,274	828	16.33	10.62	3	0
W.B. Herreid	Washington State	1930-34	5	46	20	21	5	.489	383	366	8.33	7.96	0	0
Leo Calland	USC '23	1935-41	7	60	34	22	4	.600	638	552	10.63	9.20	2	0
John Eubank	Washington State '33	1942	1	7	0	6	1	.071	50	211	7.14	30.14	0	0
Bob Breitbard	San Diego State '41	1945	1	7	2	5	0	.286	65	163	9.29	23.29	0	0
Bill Terry	Western Kentucky '32	1946	1	10	6	4	0	.600	152	105	15.20	10.50	0	0
Bill Schutte	Idaho '33	1947-55	9	88	48	36	4	.568	1,852	1,645	21.05	18.69	2	2
Paul Governali	Columbia '43	1956-60	5	42	11	27	4	.310	437	1,075	10.40	25.60	0	0
Don Coryell	Washington '50	1961-72	12	125	104	19	2	.840	3,998	1,630	31.98	13.04	7	3
Claude Gilbert	San José State '59	1973-80	8	89	61	26	2	.697	2,167	1,561	24.35	17.54	2	0
Doug Scovil	Pacific '52	1981-85	5	59	24	32	3	.432	1,415	1,466	23.98	24.85	0	0
Denny Stoltz	Alma College '55	1986-88	3	35	16	19	0	.457	853	1,091	24.37	31.17	1	1
Al Luginbill	Cal Poly Pomona '67	1989-93	5	59	31	25	3	.551	1,994	1,833	33.80	31.41	0	1
Ted Tollner	Cal Poly SLO '62	1994-01	8	91	43	48	0	.473	2,266	2,371	24.90	26.05	1	1
Tom Craft	San Diego State '77	2002-05	4	48	19	29	0	.396	1,090	1,225	22.71	25.52	0	0
Chuck Long	Iowa '85	2006-08	3	36	9	27	0	.250	742	1,184	20.61	32.89	0	0
Brady Hoke	Ball State '82	2009-10	2	25	13	12	0	.520	735	653	29.40	26.12	0	1
Rocky Long	New Mexico '74	2011-19	9	119	81	38	0	.681	3,413	2,541	28.68	21.35	3	9
PROGRAM TOTALS			97	1,024	565	427	32	.565					21	18

APF - Average Points For; APA - Average Points Against; CC - Conference Championships (outright or shared); BG - Bowl Games.

Most Victories

Coach (Seasons)	Wins
Don Coryell (1961-72)	104
Rocky Long (2011-19)	81
Claude Gilbert (1973-80)	61
Bill Schutte (1947-55)	48
Ted Tollner (1994-2001)	43
C.E. Peterson (1921-29)	43
Leo Calland (1935-41)	34
Al Luginbill (1989-93)	31
Doug Scovil (1981-85)	24
W.B. Herreid (1930-34)	20
Tom Craft (2002-05)	19
Denny Stoltz (1986-88)	16
Brady Hoke (2009-10, 20-present)	13
Paul Governali (1956-60)	11
Chuck Long (2006-08)	9
Bill Terry (1946)	6
Bob Breitbard (1945)	2
John Eubank (1942)	0

Highest Winning Percentage


Coach (Seasons)	Percentage
Don Coryell (1961-72)	.840
Claude Gilbert (1973-80)	.697
Rocky Long (2011-19)	.681
Leo Calland (1935-41)	.600
Bill Terry (1946)	.600
C.E. Peterson (1921-29)	.577
Bill Schutte (1947-55)	.568
Al Luginbill (1989-93)	.534
Brady Hoke (2009-10, 20-present)	.520
W.B. Herreid (1930-34)	.489
Ted Tollner (1994-2001)	.473
Denny Stoltz (1986-88)	.457
Doug Scovil (1981-85)	.432
Tom Craft (2002-05)	.396
Paul Governali (1956-60)	.310
Bob Breitbard (1945)	.286
Chuck Long (2006-08)	.250
John Eubank (1942)	.071

Most Games Coached

Coach (Seasons)	Games
Don Coryell (1961-72)	125
Rocky Long (2011-19)	119
Ted Tollner (1994-2001)	91
Claude Gilbert (1973-80)	89
Bill Schutte (1947-55)	88
C.E. Peterson (1921-29)	78
Leo Calland (1935-41)	60
Doug Scovil (1981-85)	59
Al Luginbill (1989-93)	58
W.B. Herreid (1930-34)	48
W.B. Herreid (1930-34)	46
Paul Governali (1956-60)	42
Chuck Long (2006-08)	36
Denny Stoltz (1986-88)	35
Brady Hoke (2009-10, 20-present)	25
Bill Terry (1946)	10
Bob Breitbard (1945)	7
John Eubank (1942)	7

Most Bowl Games Coached

Coach (Seasons)	Games
Rocky Long (2011-19)	9
Don Coryell (1961-72)	3
Bill Schutte (1947-55)	2
Brady Hoke (2009-10, 20-present)	1
Ted Tollner (1994-2001)	1
Al Luginbill (1989-93)	1
Denny Stoltz (1986-88)	1



C.E. Peterson

1921-29
Record: 43-31



W.B. Herreid

1930-34
Record: 20-21-5




Bill Terry

1946
Record: 6-4




Bill Schutte

1947-55
Record: 48-36-4




Paul Governali

1955-60
Record: 11-27-4




Don Coryell

1961-72
Record: 104-19-2



Claude Gilbert

1973-80
Record: 61-26-2



Doug Scovil

1981-85
Record: 24-32-3



Denny Stoltz

1986-88
Record: 16-19




Al Luginbill

1989-93
Record: 31-25-2



Ted Tollner

1994-2001
Record: 43-48-0



Tom Craft

2002-05
Record: 19-29



Chuck Long

2006-08
Record: 9-27



Rocky Long

2011-19
Record: 81-38



All-Time Bowl Appearances

18 Appearances - 9 Wins, 9 Losses || Division I Era: 14 Appearances - 6 Wins, 8 Losses

Season	Bowl	Date	Opponent	Result	SDSU MVP*
1947	Harbor Bowl	1/1/48	Hardin-Simmons	L, 0-53	
1951	Pineapple Bowl	1/1/52	Hawai'i	W, 34-13	
1966	Camellia Bowl	12/10/66	Montana State	W, 28-7	
1967	Camellia Bowl	12/9/67	San Francisco State	W, 27-6	
1969	Pasadena Bowl	12/6/69	Boston Univ.	W, 28-7	
1986	Holiday Bowl	12/30/86	Iowa	L, 38-39	
1991	Freedom Bowl	12/30/91	Tulsa	L, 17-28	
1998	Las Vegas Bowl	12/19/98	North Carolina	L, 13-20	
2010	Poinsettia Bowl	12/23/10	Navy	W, 35-14	Hillman (o)/Preston (d)
2011	New Orleans Bowl	12/17/11	Louisiana	L, 30-32	
2012	Poinsettia Bowl	12/20/12	Brigham Young	L, 6-23	
2013	Famous Idaho Potato Bowl	12/21/13	Buffalo	W, 49-24	Adam Muema
2014	Poinsettia Bowl	12/23/14	Navy	L, 16-17	
2015	Hawai'i Bowl	12/24/15	Cincinnati	W, 42-7	Dakota Gordon
2016	Las Vegas Bowl	12/17/16	Houston	W, 34-10	Donnel Pumphrey
2017	Armed Forces Bowl	12/23/17	Army West Point	L, 35-42	Rashaad Penny
2018	Frisco Bowl	12/19/18	Ohio	L, 0-27	
2019	New Mexico Bowl	12/21/19	Central Michigan	W, 38-11	Byrd & Matthews (o)/Tezino (d)

* - As announced by the bowl game (if applicable)

Team Records

Points - 49 vs. Buffalo, 2013 Famous Idaho Potato Bowl
First Downs - 29 vs. Louisiana, 2011 New Orleans Bowl
Rushing Attempts - 55 vs. San Francisco State, 1967 Camellia Bowl
Rushing Yards - 279 vs. Navy, 2010 Poinsettia Bowl
Rushing Touchdowns (since 1953) - 4 vs. Navy, 2010 Poinsettia Bowl
Pass Attempts - 49 vs. Louisiana, 2011 New Orleans Bowl
Pass Completions - 28 vs. Louisiana, 2011 New Orleans Bowl
Pass Yards - 413 vs. Louisiana, 2011 New Orleans Bowl
Pass Touchdowns - 4 vs. Montana State, 1966 Camellia Bowl
Total Offense - 555 vs. Navy, 2010 Poinsettia Bowl
Penalty Yards - 166 (21 penalties) vs. San Francisco State, 1967 Camellia Bowl
3rd Down Conversion Pct. - .700 (7-for-10) vs. Navy, 2010 Poinsettia Bowl
Quarterback Sacks By - 5 vs. Iowa, 1986 Holiday Bowl

Individual Records

Rushing Yards - 229 by Adam Muema (28 carries) vs. Buffalo, 2013 Famous Idaho Potato Bowl
Rushing Touchdowns (since 1953) - 4 by Rashaad Penny vs. Army West Point, 2017 Armed Forces Bowl and Ronnie Hillman vs. Navy, 2010 Poinsettia Bowl
Pass Yards - 413 by Ryan Lindley vs. Louisiana, 2011 New Orleans Bowl
Pass Touchdowns - 4 by Don Horn vs. Montana State, 1966 Camellia Bowl
Made Field Goals - 3 by Donny Hageman vs. Navy, 2014 Poinsettia Bowl
Tackles - 17 by Kyahva Tezino vs. Army West Point, 2017 Armed Forces Bowl
Sacks - 3.5 by Kyle Kelley vs. Cincinnati, 2015 Hawai'i Bowl

1948 Harbor Bowl

HARDIN-SIMMONS 53, SAN DIEGO STATE 0

Jan. 1, 1948 ▶ Balboa Stadium ▶ Att: 12,000

SAN DIEGO -- Hardin-Simmons blanked San Diego State, 53-0, before 12,000 in the 1948 Harbor Bowl at Balboa Stadium.

The loss snapped the Aztecs' five-game unbeaten streak, as the Cowboys controlled the ball for the majority of the game, outgaining SDSU, 470-66, on the ground.

San Diego State still finished its bowl season with a 7-3-1 record.

Score by Quarter	1	2	3	4	F
Hardin-Simmons	14	13	14	12	53
San Diego State	0	0	0	0	0

Team Statistics	SDSU	HS
First Downs	11	11
Rushing (Net Yds)	66	470
Passing (Comp.-Att.-Int-Yds)	5-20-1-60	3-5-0-75
Total Net Yardage	126	545

1952 Pineapple Bowl

SAN DIEGO STATE 34, HAWAII 13

Jan. 1, 1952 ▶ Honolulu Stadium ▶ Att: N/A

HONOLULU -- Despite the heat and humidity that slowed down a potent San Diego State offense in the

first half of the 1952 Pineapple Bowl, the Aztecs pulled away in the second half to take a 34-13 victory over Hawai'i.

After a 14-6 SDSU lead at the half, the Aztecs took advantage of cooler temperatures in the second half with three quick touchdowns by Art Preston, Preston Robinson and Don Jurk.

It would be all the offense they would need as the SDSU defense stopped UH's running back Jimmy Asato and their dangerous single-wing attack.

Most of the Aztecs suffered from a bout of food poisoning following the game, but recovered in time for the flight back to the mainland.

1966 Camellia Bowl

SAN DIEGO STATE 28, MONTANA STATE 7

Dec. 10, 1966 ▶ Hughes Stadium ▶ Att: 15,740

SACRAMENTO, Calif. -- Don Horn completed 23-of-38 passes for 343 yards and four touchdowns to lead San Diego State to a 28-7 win over Montana State in the 1966 Camellia Bowl.

Horn had touchdown passes of 22, 50, 32 and 12 yards.

Tom Nettles led the Aztecs with eight catches for 95 yards and a TD. Craig Scoggins had five receptions for 99 yards and Haven Moses caught five passes for 56 yards and two scores. Robert Jones had the other TD for SDSU on a 50-yard reception.

Score by Quarter	1	2	3	4	F
San Diego State	14	7	7	0	28
Montana State	0	0	0	7	7

Team Statistics	SDSU	MSU
First Downs	21	12
Rushing (Att-Net Yds)	28-112	41-115
Passing (Comp.-Att.-Int-Yds)	23-40-1-343	13-19-0-117
Total Offensive Plays	68	60
Total Net Yardage	455	232

1967 Camellia Bowl

SDSU 27, SAN FRANCISCO STATE 6

Dec. 9, 1967 ▶ Hughes Stadium ▶ Att: 15,740

SACRAMENTO, Calif. -- The San Diego State defense limited San Francisco State to minus 11 rushing yards and forced eight Gator turnovers en route to a 27-6 victory over San Francisco State at the Camellia Bowl.

Jim Crossley's interception return for a touchdown was the only score of the first half as the Aztecs went into intermission with a 7-0 lead. The interception was one of six SDSU had in the game.

Tom Nettles made it a 14-0 lead for the Aztecs just 2:17 into the second half when he caught a 32-yard TD pass from Joseph Turpen. Two TD runs of one and two yards by Ted Washington gave SDSU all the points it would need down the stretch.

Washington led a balanced Aztec ground game with 94 yards on 23 carries, while Turpen contributed 74 yards on 10 carries and Daniel Laskowski added 61 rushing yards. Turpen also completed 10-of-16 passes for 118 yards and the 32-yard touchdown score to Nettles.

Score by Quarter	1	2	3	4	F
San Diego State	0	7	14	6	27
San Francisco State	0	0	0	6	6

Team Statistics	SDSU	SFSU
First Downs	18	22
Rushing (Att-Net Yds)	55-249	22-(-11)
Passing (Comp.-Att.-Int-Yds)	11-22-1-122	28-60-6-267
Total Offensive Plays	77	82
Total Net Yardage	371	256

1969 Pasadena Bowl

SAN DIEGO STATE 28, BOSTON UNIV. 7

Dec. 6, 1969 ▶ Rose Bowl ▶ Att: 41,276

PASADENA, Calif. -- San Diego State spotted Boston University an early touchdown before scoring the final 28 points to earn a 28-7 triumph over the Terriers at the Rose Bowl in Pasadena. It was the third bowl win for the Aztecs in four years.

John Featherstone had touchdown catches of 34 and 57 yards for the SDSU offense, which outgained Boston, 485-167, including a 294-57 advantage through the air.

Dennis Shaw completed 16-of-29 passes for 219 yards and one score, and rushed for another 59 yards on eight carries. Del Pifer led the Aztecs with 60 yards rushing, while Galen Pavelko had two interceptions on defense.

Score by Quarter	1	2	3	4	F
San Diego State	0	14	7	7	28
Boston University	7	0	0	0	7

Bowl History



0 STRAIGHT BOWL GAME APPEARANCES ▶ 21 CONFERENCE CHAMPIONSHIPS

Team Statistics	SDSU	BU
First Downs	24	12
Rushing (Att-Net Yds)	50-191	46-110
Passing (Comp.-Att.-Int-Yds)	28-32-3-294	7-17-3-57
Total Offensive Plays	82	63
Total Net Yardage	485	167

■ 1986 Holiday Bowl

IOWA 39, SAN DIEGO STATE 38

Dec. 30, 1986 ▶ Jack Murphy Stadium ▶ Att: 59,478

SAN DIEGO -- Rob Houghtlin hit a field goal as time expired to lift Iowa to a 39-38 victory over San Diego State in the Holiday Bowl before the largest crowd (59,478) ever to watch an Aztec football game at that time.

Rick Bayless led the Hawkeyes, who were down 28-13 with 7:52 left in the third quarter, with 110 yards and one touchdown on 19 carries.

After two Iowa touchdowns in the fourth quarter, SDSU's Kevin Rahill nailed a 21-yard field goal to give the Aztecs a 38-36 lead with only 47 seconds remaining. However, the Hawkeyes marched down to the Aztec 24-yard-line and Houghtlin made the game-winning kick for Iowa.

Todd Santos completed 21-of-33 passes for 298 yards and three touchdowns to lead the SDSU offense. Corey Gilmore caught nine passes for 70 yards and ran for 35 more, including a 1-yard touchdown run in the third quarter.

Score by Quarter	1	2	3	4	F
Iowa	7	6	8	18	39
San Diego State	6	15	7	10	38

Team Statistics	SDSU	IU
First Downs	17	21
Rushing (Att-Net Yds)	36-117	41-141
Passing (Comp.-Att.-Int-Yds)	21-33-2-298	15-29-1-222
Total Offensive Plays	69	70
Total Net Yardage	415	363

■ 1991 Freedom Bowl

TULSA 28, SAN DIEGO STATE 17

Dec. 30, 1991 ▶ Anaheim Stadium ▶ Att: 34,217

ANAHEIM, Calif. -- Ron Jackson rushed for 211 yards and a Freedom Bowl-record four touchdowns on 46 carries to lead Tulsa to a 28-17 victory over San Diego State at Anaheim Stadium.

Freshman All-American Marshall Faulk rushed for 157 yards on 30 carries, including a 2-yard touchdown run with 5:23 remaining in the first quarter to give the Aztecs an early 7-0 lead.

After two Tulsa scores, SDSU QB David Lowery capped a 10-play, 65-yard drive with a 4-yard touchdown run to tie the game at 14 at the half.

The Hurricane defense limited the Aztecs to just 83 total yards and a 26-yard field goal by Andy Trakas in the second half, before Jackson's 4-yard TD run with 3:59 remaining sealed the victory for Tulsa.

Score by Quarter	1	2	3	4	F
Tulsa	7	7	7	7	28
San Diego State	7	7	0	3	17

Team Statistics	SDSU	UT
First Downs	21	23
Rushing (Att-Net Yds)	38-189	58-256
Passing (Comp.-Att.-Int-Yds)	19-37-0-164	9-17-0-122
Total Offensive Plays	75	75
Total Net Yardage	353	378

■ 1998 Las Vegas Bowl

NORTH CAROLINA 20, SAN DIEGO STATE 13

Dec. 19, 1998 ▶ Sam Boyd Stadium ▶ Att: 21,429

LAS VEGAS -- Freshman quarterback Ronald Curry ran for a 48-yard touchdown in the first quarter and linebacker Keith Newman intercepted a Brian Russell pass at the goal line in the final minute as North Carolina held on for a 20-13 victory over San Diego State in the Las Vegas Bowl.

After a 60-yard TD run by SDSU's Lonny Mitchell, UNC rattled off 20 straight points before Nate Tandberg's 32-yard field goal with 2:16 left in the first half brought the Aztecs to within 20-10.

With 9:49 to play in the game, SDSU took control on their own 6-yard line and began a march that covered 75 yards in 13 plays, culminating with a 38-yard field goal by Tanberg with 3:51 left.

The Aztecs got the ball back when Joe Tuipala recovered a fumble on the UNC 23. Two plays later, Russell hooked up with Damon Gourdine on a 13-yard gain to the 10. After an incompleteness in the left corner of the end zone, SDSU saw its hopes end moments later when Russell's pass over the middle was tipped by Brandon Spoon and picked off by Newman.

With the wind blowing at nearly 50 miles per hour, the Aztecs limited the Tar Heels to 33 yards passing for the game and held a 20-8 advantage in first downs, while controlling the time of possession, 33:47-26:13.

Score by Quarter	1	2	3	4	F
North Carolina	12	8	0	0	20
San Diego State	7	3	0	3	13

Team Statistics	SDSU	UNC
First Downs	20	8
Rushing (Att-Net Yds)	49-193	37-163
Passing (Comp.-Att.-Int-Yds)	11-23-1-102	4-13-0-33
Total Offensive Plays	72	50
Total Net Yardage	295	196

■ 2010 Poinsettia Bowl

SAN DIEGO STATE 35, NAVY 14

Dec. 23, 2010 ▶ Qualcomm Stadium ▶ Att: 48,049

SAN DIEGO -- Ronnie Hillman scored four touchdowns and tied his career best with 228 yards rushing on 28 carries to lead San Diego State to its first bowl victory since 1969, a 35-14 win over Navy at Qualcomm Stadium.

Hillman, the Mountain West Conference Freshman of the Year, scored on runs of 22, 37 and 2 yards, and pulled in a 15-yard scoring pass from Ryan Lindley.

Hillman broke the previous Poinsettia Bowl record of 129 yards rushing by Navy's Adam Ballard in 2005. The Aztecs outrushed Navy 279-235.

SDSU took a 14-0 lead in the first quarter on Hillman's 22-yard TD run and Lindley's 53-yard TD pass to Vincent Brown. Navy pulled to 14-7 on Ricky Dobbs' 30-yard scoring pass to Greg Jones early in the second quarter. Hillman put the Aztecs up by two touchdowns again as he ran untouched 37 yards up the middle with 3:15 before halftime. Navy closed within one score on Dobbs' 1-yard keeper seven seconds before halftime.

Lindley then hit a wide-open Hillman in the right corner of the end zone for a 28-14 lead on the first play of the fourth quarter. Hillman scored on a 2-yard run midway through the period for the final score of the game.

Lindley completed 18 of 23 passes for 276 yards. Wide receiver Vincent Brown had eight catches for 165 yards, also a Poinsettia Bowl record.

Score by Quarter	1	2	3	4	F
Navy	0	14	0	0	14
San Diego State	14	7	0	14	35

Team Statistics	SDSU	NAVY
First Downs	27	22
Rushing (Att-Net Yds)	41-279	51-235
Passing (Comp.-Att.-Int-Yds)	18-23-0-276	8-15-1-147
Total Offensive Plays	64	66
Total Net Yardage	555	382

■ 2011 New Orleans Bowl

LOUISIANA 32, SAN DIEGO STATE 30

Dec. 17, 2011 ▶ M.-B. Superdome ▶ Att: 42,841

NEW ORLEANS -- Making back-to-back bowl game appearances for the first time in its 43-year Division I history, San Diego State dropped a heartbreaking 32-30 decision to Louisiana at the R+L Carriers New Orleans Bowl.

The Aztecs rallied from a 16-point third-quarter deficit to take the lead at 30-29 with just 35 seconds remaining in the game. That was enough time, however, for the Ragin' Cajuns' offense which completed two quick pass plays for a combined 39 yards to get into Aztec territory. Louisiana would move up 10 more yards, including five on a controversial penalty, to set up Brett Baer's game-winning 50-yard field goal as time expired.

San Diego State trailed nearly the entire game, opening scoring in the first quarter with a 27-yard field goal, but then allowing 19 unanswered points, including seven following an 87-yard punt return. Trailing 19-3, the Aztecs got back-to-back touchdowns on identical 16-yard pass plays from quarterback Ryan Lindley to wideout Colin Lockett to close the gap to just a pair heading into the final 15 minutes.

The two sides combined for 26 points in the fourth quarter with SDSU getting into the end zone twice and Louisiana notching a touchdown and two field goals, including the game winner.

Score by Quarter	1	2	3	4	F
San Diego State	3	0	14	13	30
Louisiana	6	7	6	13	32



Team Statistics	ULL	SDSU
First Downs	25	29
Rushing (Att-Net Yds)	30-76	31-68
Passing (Comp.-Att.-Int-Yds)	25-44-1-492	28-49-0-413
Total Offensive Plays	74	80
Total Net Yardage	568	481

■ 2012 Poinsettia Bowl

BRIGHAM YOUNG 23, SAN DIEGO STATE 6

Dec. 20, 2012 ▶ Qualcomm Stadium ▶ Att: 35,442

SAN DIEGO – Four San Diego State turnovers in the fourth quarter doomed the Aztecs in a 23-6 loss to Brigham Young at the Poinsettia Bowl.

Playing in their school-record third straight bowl game, three of the four turnovers in the quarter led to 20 of the Cougars' 23 points.

SDSU had taken a 6-0 lead with a pair of field goals by Chance Marden. BYU, however, completed a 12-play, 74-yard drive with a 23-yard field goal by Justin Sorensen as the first half expired to halve San Diego State's lead.

After a scoreless third quarter, Kyle Van Noy sacked Aztec quarterback Adam Dingwell and recovered the ball in the end zone to give Brigham Young its first lead of the game at 10-6 with 12:32 remaining.

Dingwell fumbled the snap on SDSU's next play from scrimmage and Jamaal Williams answered with a 14-yard touchdown run on the Cougars' first play.

With 6:09 left, Van Noy intercepted Dingwell's pass on the San Diego State 17 and got into the end zone for BYU's final points of the game.

Aztec running back Adam Muema led all players with 103 rushing yards on 26 carries.

Score by Quarter	1	2	3	4	F
Brigham Young	0	3	0	20	23
San Diego State	3	3	0	0	6

Team Statistics	SDSU	BYU
First Downs	13	17
Rushing (Att-Net Yds)	39-119	30-52
Passing (Comp.-Att.-Int-Yds)	12-29-3-144	23-44-3-244
Total Offensive Plays	68	74
Total Net Yardage	263	296

■ 2013 Famous Idaho Potato Bowl

SAN DIEGO STATE 49, BUFFALO 24

Dec. 21, 2013 ▶ Bronco Stadium ▶ Att: 21,951

BOISE, Idaho – Adam Muema rushed for 229 yards and three touchdowns en route to earning the game's most valuable player award and helping San Diego State defeat Buffalo, 49-24, in the 2013 Famous Idaho Potato Bowl. It was SDSU's first bowl win outside of its own stadium since the 1969 Pasadena Bowl.

The Aztecs, who never trailed in the contest, capitalized on three crucial Bulls turnovers, scoring 28 unanswered points during the second and third quarters to put the game out of reach.

SDSU rode the legs of quarterback Quinn Kaehler on its initial scoring drive as he hip-toed 29 yards down the right sideline on a bootleg to provide the Scarlet and Black a 7-0 advantage with 21 seconds left in the opening quarter.

After forcing a turnover, Muema tallied the first of his three scores on a 3-yard sweep to increase the SDSU lead to 14-0.

The Bulls, who were held without a first down until the 10:42 mark of the second period, managed to narrow the gap to 14-10 on a 10-yard toss from Licata to Brandon Oliver and a 38-yard field goal by Patrick Clarke.

However, the Aztecs quickly countered with a 5 play, 67-yard march, capped by Muema's 8-yard TD scamper around left end, while Kaehler hit Dylan Denso with a 25-yard scoring strike on the first play following Marcus Andrews' interception return from midfield, giving SDSU a 28-10 bulge at intermission.

Denso also made a key contribution on special teams, recovering a Buffalo fumble on the opening kickoff of the second half to put the Aztecs in business at the Bulls 26. Moments later, Kaehler connected with Adam Roberts from 11 yards out on a post pattern for his second TD pass of the day.

After forcing a three-and-out, Chad Young's 1-yard touchdown plunge increased the Aztec lead to 42-10 with 8:18 left in the third quarter.

Buffalo ended its offensive drought early in the fourth quarter, driving 73 yards in seven plays, culminating in a 23-yard touchdown reception by Alex Neutz. However, the score proved too little too late as Muema wrapped up his dazzling afternoon with a 30-yard burst into the end zone with 6:40 left in the contest.

Kaehler completed 15 of 28 passes for 211 yards with two touchdowns, while wide receiver Ezell Ruffin hauled in five catches, including a 39-yarder on SDSU's third scoring drive.

Score by Quarter	1	2	3	4	F
Buffalo	0	10	0	14	24
San Diego State	7	21	14	7	49

Team Statistics	SDSU	UB
First Downs	22	20
Rushing (Att-Net Yds)	43-249	26-113
Passing (Comp.-Att.-Int-Yds)	15-29-0-211	13-31-1-196
Total Offensive Plays	72	74
Total Net Yardage	460	309

■ 2014 Poinsettia Bowl

NAVY 17, SAN DIEGO STATE 16

Dec. 23, 2014 ▶ Qualcomm Stadium ▶ Att: 33,077

SAN DIEGO – Donny Hageman missed a 34-yard field goal with 20 seconds left as Navy held on for a narrow 17-16 triumph over San Diego State in the 2014 Poinsettia Bowl.

After the Midshipmen scored the go-ahead points on a 30-yard field goal by Austin Grebe with 1:27 remaining, the Aztecs mounted one last charge, marching 63 yards to the Navy 17. Quinn Kaehler completed 4 of 6 passes on the drive, connecting with Eric Judge on a 32-yard gain followed by a 16-yarder to Donnel Pumphrey to put SDSU in striking position. However, Hageman's game-winning attempt was wide right, snapping the Aztecs' eight-game home victory streak.

Pumphrey ran for 112 yards and one touchdown to establish an SDSU single-season rushing record with 1,867 yards, eclipsing George Jones' standard of 1,852 yards set in 1995.

Navy drew first blood on a 1-yard plunge by quarterback Keenan Reynolds before the Aztecs reeled off 13 straight points on a 5-yard burst by Pumphrey and Hageman field goals of 43 and 37 yards.

The Midshipmen scored on their first possession of the second half, driving 92 yards on 13 plays, capped by Reynolds' second touchdown of the evening.

After forcing a punt, Navy got the ball back. But on 3rd and 10, Devante Davis recovered a fumble by Midshipmen slot back DeBrandon Sanders, putting SDSU in business at the Navy 18. Four plays later, Hageman split the uprights from 30 yards out, giving the Aztecs a 16-14 advantage.

SDSU had a chance to extend its lead in the fourth quarter after reaching the Navy 12. However, Kaehler's fourth-down pass to Mikah Holder fell incomplete.

Kaehler completed just 11 of 27 passes for 141 yards with two interceptions, including one on the Aztecs' opening drive, which led to Navy's first touchdown.

Score by Quarter	1	2	3	4	F
Navy	7	0	7	3	17
San Diego State	10	3	3	0	16

Team Statistics	SDSU	NAVY
First Downs	18	14
Rushing (Att-Net Yds)	33-186	58-254
Passing (Comp.-Att.-Int-Yds)	11-27-2-141	3-7-0-17
Total Offensive Plays	60	65
Total Net Yardage	327	271

■ 2015 Hawai'i Bowl

SAN DIEGO STATE 42, CINCINNATI 7

Dec. 24, 2015 ▶ Aloha Stadium ▶ Att: 22,793

HONOLULU – Fueled by a strong running game, timely special teams play and a dominating defense, San Diego State routed Cincinnati, 42-7, in the 2015 Hawai'i Bowl. The Aztecs (11-3) tied a program record with their 10th straight victory and finished the year with their first 11-win season since 1969.

SDSU wasted no time in establishing control as Rashaad Penny returned the opening kickoff 100 yards for a touchdown. It was the third score on a kickoff return this season for the Mountain West Special Teams Player of the Year, who also broke the Hawai'i Bowl record for longest return.

Fullback Dakota Gordon collected the game's Most Valuable Player award after scoring two touchdowns, including a 16-yard reception on an option pass from Donnel Pumphrey in the second quarter, which gave the Aztecs an insurmountable 21-0 lead by halftime.

Pumphrey, the Mountain West Offensive Player of the Year, carried the ball 25 times for 99 yards and one touchdown, while teammate Chase Price added 68 yards on 13 attempts. With their totals, Pumphrey (1,658 yards) and Price (1,008 yards) became the first pair of running backs in Aztec history to rush for over 1,000 yards in the same season.

The Bearcats entered the game ranked first nationally in passing yards (373.1) and total offense (559.4), but were limited to 279 yards on the day by a stifling SDSU defense which registered four sacks and three interceptions, including a 43-yard return for a touchdown by defensive lineman Alex Barrett in the fourth quarter.

Making just his second collegiate start, Aztec quarterback Christian Chapman completed 8 of 11 passes for 113 yards, highlighted by a 14-yard scoring strike to Mikah Holder in the first quarter.

In addition, to Barrett's pick, defensive backs Malik Smith and Damontae Kazee thwarted two Cincinnati drives with interceptions in the first half, while lineman Kyle Kelley led the SDSU pass rush with a career-high 3.5 sacks.

Score by Quarter	1	2	3	4	F
San Diego State	14	7	7	14	42
Cincinnati	0	0	0	7	7

Team Statistics	SDSU	CIN
First Downs	22	15
Rushing (Att-Net Yds)	52-207	32-77
Passing (Comp.-Att.-Int-Yds)	9-12-0-129	19-31-3-202
Total Offensive Plays	64	63
Total Net Yardage	336	279

Bowl History



10 STRAIGHT BOWL GAME APPEARANCES ▶ 21 CONFERENCE CHAMPIONSHIPS

■ 2016 Las Vegas Bowl

SAN DIEGO STATE 34, HOUSTON 10
Dec. 17, 2016 ▶ Sam Boyd Stadium ▶ Att: 29,286

LAS VEGAS -- Donnel Pumphrey broke the NCAA career rushing record in 2016 in his college finale, running for 115 yards and a touchdown in San Diego State's 34-10 victory over Houston in the Las Vegas Bowl.

Pumphrey passed former Wisconsin star Ron Dayne's mark of 6,397 yards on a 15-yard run early in the fourth quarter, with teammates swarming him on the sideline, and wrapping up his sensational career in his Nevada hometown with 6,405 yards.

Pumphrey's senior total of 2,133 yards rushing ranked him in the top 10 for an FBS player at the time. Ron Smith returned an interception 54 yards for a touchdown, Curtis Anderson caught a 28-yard touchdown pass from Christian Chapman, Juwan Washington ran for a touchdown, and John Baron kicked two field goals for the Aztecs (11-3). They overcame a 10-0 first-quarter deficit against the Cougars (9-4) for their second consecutive bowl win.

Neither the victory nor Pumphrey's record-setting performance seemed likely after Houston's defense absolutely smothered the Aztecs in the first quarter. Led by freshman Ed Oliver, Houston had seven tackles for loss on San Diego State's first 16 plays. Pumphrey had minus-1 yard rushing on seven carries in the first quarter and the Aztecs didn't have a first down until the first play of the second quarter - on a penalty for running into the kicker.

But Pumphrey started to gash Houston on the perimeter, giving San Diego State the lead for good on a 32-yard touchdown run late in the third quarter, and the defense intercepted four of Houston quarterback Greg Ward Jr.'s passes in the second half.

Ward threw for 229 yards and had a 2-yard touchdown run, tying Bryce Beall's school record of 39 rushing touchdowns.

Score by Quarter	1	2	3	4	F
San Diego State	0	6	14	14	34
Houston	10	0	0	0	10

Team Statistics	SDSU	HOU
First Downs	13	16
Rushing (Att-Net Yds)	37-127	41-25
Passing (Comp.-Att.-Int-Yds)	10-14-0-128	25-34-4-229
Total Offensive Plays	51	75
Total Net Yardage	255	254

■ 2017 Armed Forces Bowl

ARMY WEST POINT 42, SAN DIEGO STATE 35
Dec. 23, 2017 ▶ Amon Carter Stadium ▶ Att: 35,986

FORT WORTH, Texas -- Despite 221 yards and four touchdowns from Rashaad Penny, San Diego State fell to Army West Point, 42-35, in the final minute of the 2017 Lockheed Martin Armed Forces Bowl.

The Black Knights' Darnell Woolfolk scored on a 1-yard touchdown run with 18 seconds left and then Kell Walker converted the go-ahead two-point conversion run, before Army West Point's Elijah Riley returned a SDSU fumble 29 yards as time expired.

San Diego State was able to run only 31 plays to Army West Point's 91 and lost the time of possession battle by 32 minutes (46:00 to 14:00).

The Aztecs went into the game ranked ninth in FBS rush defense, allowing 110.4 yards per game. However, Army West Point ran for 120 in the first quarter and for 440 overall.

Penny ran for 221 yards, which made him just the fourth FBS player to run for 200 yards in five straight games. His scores came on runs of 81, on his first carry, 31, 49 and 4 yards. Penny finished with a school-record 2,248 rushing yards on the year, breaking the mark set in 2016 by Donnel Pumphrey.

Juwan Washington also returned a kick 78 yards for a touchdown for San Diego State's other score and added 44 rushing yards on five carries.

Army West Point only completed one pass on four attempts while the Aztecs' Christian Chapman went 6-for-10 for 25 yards with an interception.

SDSU had three players with double-digit tackles: Kyahva Tezino (17), Ronley Lakalaka (15), and Parker Baldwin (10). Tezino's 17 stops were the most by an Aztec since Corey Boudreaux (21) and Andrew Preston (18) on October 11, 2008, vs. Air Force.

Ahmad Bradshaw ran for 180 yards to lead the Black Knights, while matching Penny with four touchdowns.

Score by Quarter	1	2	3	4	F
San Diego State	7	14	7	7	35
Army West Point	7	14	0	21	42

Team Statistics	SDSU	ARMY
First Downs	11	31
Rushing (Att-Net Yds)	21-255	87-440
Passing (Comp.-Att.-Int-Yds)	6-10-1-25	1-4-1-6
Total Offensive Plays	31	91
Total Net Yardage	280	446

■ 2018 Frisco Bowl

OHIO 27, SAN DIEGO STATE 0
Dec. 19, 2018 ▶ Toyota Stadium ▶ Att: 11,029

FRISCO, Texas -- Nathan Rourke ran for two touchdowns and threw for another score, leading Ohio to a 27-0 victory over San Diego State in the drizzly DXL Frisco Bowl in Frisco, Texas.

A.J. Ouellette rushed for 164 yards and the Bobcats finished with 215 on the ground, the most the Aztecs allowed all season with the fourth-best run defense in FBS.

San Diego State was shut out for the first time since Nov. 18, 2006 at TCU and for the first time in a bowl since its first postseason appearance -- a 53-0 loss to Hardin-Simmons in the 1948 Harbor Bowl at Balboa Stadium in San Diego.

Juwan Washington rushed for 129 yards to lead SDSU, missing 1,000 yards for the season by just one yard (999), despite missing four-plus games with an injury.

The loss was the first by the Aztecs against a Mid-American Conference team. SDSU was 13-0-1 against the MAC prior to the Frisco Bowl.

SDSU had gone 10 straight games decided by single-digits, which stands as the longest such streak since at least 1980.

Ryan Agnew threw for 126 yards after replacing Aztec starter Christian Chapman in the first half.

Rourke scored on a 9-yard run around left end to cap a 15-play drive for a 10-0 Bobcat lead in the second quarter.

Rourke's other scoring run was from 11 yards before halftime, and he threw a 35-yard TD to Andrew Meyer near the goal line on a flea-flicker from Ouellette in the fourth quarter.

Score by Quarter	1	2	3	4	F
San Diego State	0	0	0	0	0
Ohio	3	14	3	7	27

Team Statistics	SDSU	OHIO
First Downs	18	21
Rushing (Att-Net Yds)	36-153	40-215
Passing (Comp.-Att.-Int-Yds)	12-26-134	10-22-1-206
Total Offensive Plays	62	62
Total Net Yardage	287	421

■ 2019 New Mexico Bowl

SAN DIEGO STATE 48, CENTRAL MICHIGAN 11
Dec. 21, 2019 ▶ Dreamstyle Stadium ▶ Att: 18,823

ALBUQUERQUE, N.M. -- Ryan Agnew passed for 287 yards and three touchdowns, and Jordan Byrd ran for a career-high 139 yards and a score to lead San Diego State to a 48-11 win over Central Michigan in the 2019 New Mexico Bowl.

Jesse Matthews, who shared co-offensive MVP honors for the bowl game, caught three passes for 111 yards and his first two touchdowns for the Aztecs, who finished with double-digit victories for the fourth time in the last five seasons.

Kyahva Tezino, who was named the game's defensive MVP, picked off CMU quarterback Quinten Dormady on the opening drive to set the tone for the SDSU defense. It was one of three turnovers in the game by the Chippewas, which led to 21 of San Diego State's 48 points. Agnew found Matthews with a 22-yard strike in the corner of the end zone off the Tezino pick to put the Aztecs on the scoreboard.

Central Michigan answered with a 33-yard field goal, the only other points of the first quarter.

A pair of field goals by freshman Matt Araiza early in the second quarter put SDSU up by 10. Following a Tariq Thompson pick off Dormady, Agnew found a wide open Matthews for a 74-yard touchdown to put San Diego State up, 20-3, at the half.

Byrd, playing in front of his hometown of Albuquerque, punched it in from 2 yards and T.J. Sullivan made a one-handed 29-yard catch in the end zone to give the Aztecs a commanding 34-4 lead midway through the third quarter.

CMU stopped the bleeding with a 66-yard run up the middle by Kobe Lewis and converted the 2-pt. conversion, but SDSU answered late in the third on a 2-yard run by Chase Jasmin.

San Diego State finished its scoring with 5:16 left in the game when Darren Hall returned a fumble 20 yards.

San Diego State prevented Central Michigan from sustaining consistent offense, with quarterback Quinten Dormady under pressure and forced to throw into tight coverage. He passed for 164 and threw three interceptions. CMU's Jonathan Ward, who came into the game with 1,082 yards and 15 touchdowns, was held to seven rushing yards and 26 yards receiving.

Score by Quarter	1	2	3	4	F
Central Michigan	3	0	8	0	11
San Diego State	7	13	21	7	48

Team Statistics	CMU	SDSU
First Downs	8	24
Rushing (Att-Net Yds)	27-112	45-223
Passing (Comp.-Att.-Int-Yds)	12-30-3	18-31-1
Total Offensive Plays	57	76
Total Net Yardage	277	510

First-Team All-Americans



10 STRAIGHT BOWL GAME APPEARANCES ▶ 21 CONFERENCE CHAMPIONSHIPS



HENRY ALLISON All-American - 1970

Played two seasons at San Diego State after transferring from College of Sequoias where he also lettered twice ... He anchored the offensive line that set the record for points in a season (44.9 per game) ... Received first-team All-America honors in 1970, his last year at SDSU ... Was drafted in the fifth round by Philadelphia and finished his five-year NFL career with St. Louis and Denver ... SDSU Hall of Fame member.



WILLIE BUCHANON All-American - 1971

A two-year letter winner at San Diego State (1970 and 1971) and a team captain his senior season ... Earned most valuable player honors in the 1971 East-West Shrine All-Star Game ... He also played in the Coaches All-America Game and College All-Star Game ... Had five interceptions as a senior, the most on the team and the fifth-highest total in the Pacific Coast Athletic Association ... Also punted 39 times for a 36.5 yard average, the fifth-best mark in the PCAA ... Selected as a cornerback on *The Sporting News* all-time college team ... First-round draft choice by the Green Bay Packers in 1972 ... Named NFL Defensive Rookie of the Year in 1972 ... Charter member of the Aztec Hall of Fame (1988) ... Also inducted into the Packers Hall of Fame (1993) and San Diego Hall of Champions (1994) and has had his No. 28 jersey retired by San Diego State.



JOHN BUTLER Little All-American - 1935

The first Aztec football player to receive national recognition ... A three-year letter winner (1933, '34, '35), Butler earned All-America accolades in 1935 ... Played both ways, as a pulling guard on offense and a linebacker on defense ... Voted to the all-conference team all three seasons ... Served as the mayor of San Diego from 1951 to 1955 ... Member of the Aztec Hall of Fame.



FRED DRYER Little All-American - 1968

A two-year letter winner and starter at San Diego State (1967, 1968) who helped guide the Aztecs to a 19-1-1 record during his tenure ... Played 13 seasons in the National Football League for the New York Giants and the Los Angeles Rams ... A two-time Pro Bowl selection, Dryer anchored a defensive line that led the Rams to an appearance in Super Bowl XIV ... Following his football career, he had a successful acting career, starting in the long-running television series "Hunter" and later starting his own production company ... Inducted into the Aztec Hall of Fame in 1988 and the College Football Hall of Fame in 1997.



JOHN DUICH Little All-American - 1938

Played three seasons (1936, '37, '38) ... Was captain and most valuable player on the 1938 team ... Played professional football for the Los Angeles Bulldogs ... His son, Steve, was also an All-American at SDSU ... Was an Aztec Hall of Fame inductee in 2007.



STEVE DUICH Little All-American - 1967

A two-year letter winner and starter (1966, '67) who helped guide the Aztecs to a 21-1 record during his stay ... Anchored the offensive line that averaged 29.2 points and 355.7 yards of offense in 10 games ... In his All-America season, the Aztecs averaged nearly four yards per rush with four players gaining more than 280 yards rushing ... Selected in the fifth round of the NFL Draft by the Green Bay Packers ... Son of Aztec All-American John Duich ... Was an Aztec Hall of Fame inductee in 2007.



LLOYD EDWARDS Little All-American - 1968

Lettered in 1967 and 1968 at San Diego State, helping the Aztecs to a 19-1-1 record in his two seasons ... Earned All-America honors as a senior in 1968 ... Second leading rusher on the '67 squad, with 442 yards on 71 carries for an impressive 6.2 yards per carry ... Followed that up with an 809-yard rushing campaign in 1968, carrying 178 times for a 4.5 rush average ... Also had seven rushing touchdowns in his All-America campaign ... He had three rushing touchdowns and was not stopped for a loss in any of his 71 carries ... Selected in the third round of the 1969 NFL Draft by Oakland.



MARSHALL FAULK All-American - 1991, '92, '93

Three-time All-American (1991, '92, '93), two-time unanimous consensus All-American (1992, '93) ... Led the nation in rushing as a freshman in 1991 with 1,429 yards and in 1992 as a sophomore with 1,630 yards ... Despite playing just three collegiate seasons, collected 4,557 yards rushing ... Fifth player in NCAA history and first since Cornell's Ed Marinaro in 1970-71 to record back-to-back rushing titles ... Other NCAA Division I-A career ranks include: first in points per game (12.1), seventh in rushing yards per game (148.0), 10th in all-purpose yards per game (180.5), and 13th in career rushing touchdowns (57) and career points (376) among non-kickers ... Finished in the top nine of the Heisman Trophy balloting in all three of his seasons, including second in 1992 and fourth in 1993 ... Career totals included 766 carries for 4,589 yards and 57 touchdowns ... Rushed for at least 100 yards in 23 of his 32 career outings ... Posted seven 200-yard games and two 300-yard games ... Rushed 201 times for 1,429 yards and 21 touchdowns in 1991 to become first freshman in NCAA history to lead nation in scoring (15.6 ppg) and rushing (158 ypg) ... Set a career high and then-NCAA freshman record with 386 rushing yards and seven touchdowns on 37 carries vs. Pacific in his second collegiate game ... Recorded four NCAA freshman records and tied Emmitt Smith for earliest game for freshman to surpass 1,000 yards by doing so in his seventh ... Second overall pick by Indianapolis in 1994 NFL Draft ... A seven-time NFL Pro Bowl selection, he earned league most valuable player honors in 2000 ... Won the world championship with St. Louis in Super Bowl XXXIV on Jan. 30, 2000 ... NFL Hall of Fame inductee in 2011, College Hall of Fame inductee in 2017 and SDSU Hall of Fame in 1998.

Marshall Faulk - SDSU Totals						
Rushing						
	G	Att.	Yds.	Avg.	LG	TDs
1991	9	201	1,429	7.1	63	21
1992	10	265	1,630	6.2	68	15
1993	12	300	1,530	5.1	71	21
Totals	31	766	4,589	6.0	71	57
Receiving						
	G	Rec.	Yds.	Avg.	LG	TDs
1991	9	17	201	11.8	80	2
1992	10	18	128	7.1	17	0
1993	12	47	644	13.7	87	3
Totals	31	82	973	11.9	87	5



GARY GARRISON Little All-American - 1964

A two-year letter winner for the Aztecs (1964, '65) ... Set San Diego State records with 26 career touchdown receptions and 1,272 receiving yards in 1964 ... Was the first Aztec player to participate in the East-West Shrine Game ... Taken in the first round of the 1965 futures draft by the San Diego Chargers ... A two-time Pro Bowl selection (1971, '73) ... Inducted into the Aztec Hall of Fame in 1988.



DON HORN Little All-American - 1966

A two-year player at SDSU, he produced a remarkable senior season ... Led the Aztecs to a perfect 10-0 mark by passing for 2,234 yards, completing 134-of-253 passes (53.0 percent) ... He also threw for 18 touchdowns and rushed for three more ... Led an offense that averaged 28.9 points and 426.6 yards per game ... One of eight Aztec players taken in the 1967 draft, he was selected in the first round by the Green Bay Packers.



MIKE MALANO All-American - 1999

A four-year letter winner, Malano earned All-America honors as a senior by the *Football Writers Association* ... All-MW first-team choice as a senior ... Started every game at center, recording 30 knockdowns while not allowing a quarterback sack the entire season ... Helped an offense that generated 373.3 yards per game ... All-WAC first-team selection as a junior in 1998 ... Didn't allow a sack all season and registered 22 knockdowns ... Named Aztecs' Lineman of the Year ... Started the first seven games in 1997 at strong-side offensive guard before moving to center vs. Hawaii and the remainder of the season ... Started every game at strong-side guard in 1996 ... Part of an offense that finished eighth in the nation in total and scoring offense ... Started all 46 games of his college career ... Selected in the seventh round by the Minnesota Vikings in the 2000 Draft.



KIRK MORRISON All-American - 2003

Capped off a standout junior season by being named a first-team All-American as well as the Mountain West Defensive Player of the Year ... Repeated as MWC Defensive Player of the Year as a senior ... In 2003, finished fourth in the MWC with 9.6 tackles per game and led the league with 1.33 tackles for loss per game ... Finished second in the conference with 17 tackles for loss on the season ... Led SDSU in tackles for loss, forced fumbles and recoveries ... Reached

First-Team All-Americans



10 STRAIGHT BOWL GAME APPEARANCES ▶ 21 CONFERENCE CHAMPIONSHIPS

double figures in tackles six times, including 15 stops against BYU ... A three-time first-team all-Mountain West selection ... *College Football News* listed him as one of the top 40 players in the country ... Left SDSU as the school's second all-time leading tackler ... Drafted in 2005 by the Raiders.



HAVEN MOSES

All-American - 1967


Played for two seasons at San Diego State after attending Los Angeles Harbor Junior College ... Helped the Aztecs to a 19-1 mark in 1966 and 1967 ... In addition to earning All-America honors from *The Sporting News* and *Time Magazine* in 1967, he also earned Little All-Coast by the *AP* and *UPI* that same year ... Played in the 1967 East-West Shrine Game and also played in the 1968 College All-Star Game and Senior Bowl ... Pulled in 54 passes for 958 yards and seven touchdowns in his All-America senior campaign ... Caught 111 passes for 2,103 yards and 15 TDs in his two seasons on the Mesa ... Was a 1968 first-round draft pick of the Buffalo Bills ... Member of the 1974 Pro Bowl team.



NORM NYGAARD

Little All-American - 1954

A two-time all-conference performer who played for the Aztecs for three seasons (1952, 53, 54) ... His 2,619 career rushing yards were a San Diego State record until Marshall Faulk's arrival ... Aztec Hall of Fame inductee in 2002.



CRAIG PENROSE

All-American - 1975

Played two seasons with the Aztecs (1974 and 1975) after transferring from Colorado ... Led the nation in passing in 1975, becoming the third Aztec player in a five-year span to lead the NCAA in that category (Brian Sipe - 1971, Jesse Freitas - 1973) ... 1975 team MVP ... Finished the 1975 season ranked second nationally in total offense ... Impressive numbers during his All-America campaign, connecting on 198-of-349 passes (56.7 percent) for 2,660 yards with 15 touchdowns while leading SDSU to an 8-3 record ... Selected in the fourth round of the 1976 NFL Draft by Denver ... Played portions of four seasons with the Broncos, logging 18 career games ... Also spent time in the USFL ... Aztec Hall of Fame inductee in 2017.



NOEL PREFONTAINE

All-American - 1996

Named a first-team All-America selection by the *Associated Press* and *Football Writers Association* ... Played at SDSU for two seasons after playing as a freshman at Cal State Fullerton in 1992 and as a sophomore at Arizona State in 1993 ... Punted 48 times for a school-record average of 46.5 yards per punt ... That average was good for second in the nation, just one-tenth of a yard behind the national leader in the category ... Did not have any of his 100 punts in his junior or senior seasons blocked ... Showed amazing consistency as a senior, averaging 41.7 yards or better per punt in all 11 games ... He averaged more than 50 yards per punt in a game twice in 1996, including a 53.5 average against Hawaii ... Recorded a school-record 82-yard punt at New Mexico ... Holds school records for best punting average in both a season and a career ... A CFL all-star ... An Aztec Hall of Fame inductee in 2016.



RASHAAD PENNY

All-American - 2017

2017 NCAA FBS consensus first-team All-American ... 2017 first-team All-American by *Associated Press*, *FWSA*, *The Sporting News*, *ESPN*, *Sports Illustrated*, *USA Today*, *CBS Sports*, *All-American* and *Bleacher Report* ... Finished his career tied for the most kick return touchdowns (7) and return (KR/PR) touchdowns (8) in FBS history ... Also finished with SDSU career records in kick return yards (2,449) and rushing yards per carry (7.49, min. 1,100 yards) ... Was the 2017 MW Offensive Player of the Year and a three-time MW Special Teams Player of the Year (2015-17), becoming the first player in league history to win multiple MW player-of-the-year awards ... Was a four-time MW first-team selection (2015-17 at kick returner, 2017 at running back), two-time Walter Camp FBS Offensive Player of the Week, five-time MW Offensive Player of the Week and four-time MW Special Teams Player of the Week ... Was SDSU's MVP and offensive MVP as a senior, and a two-time SDSU special teams player of the year (2015-16) ... As a senior in 2017, led the nation in rushing yards (2,248), rushing yards per game (172.9), all-purpose yards (2,974) and all-purpose yards per game (228.8), all which were school season records along with 200-yard rushing games (6) and overall touchdowns (28) ... Ranked fifth in NCAA FBS single-season history in both rushing yards (2,248) and all-purpose yards (2,974) ... Finished fifth in the voting for the Heisman Trophy as a senior, and also was a Walter Camp Player-of-the-Year finalist, Maxwell Award semifinalist and Doak Walker Award semifinalist ... Played in all 54 games over his career ... Selected in the first round of the 2018 NFL Draft by Seattle.

Rashaad Penny - SDSU Totals						
Rushing						
	G	Att.	Yds.	Avg.	LG	TDs
2014	13	2	22	11.0	21	0
2015	14	61	368	6.0	55	4
2016	14	136	1,018	7.5	73	11
2017	13	289	2,248	7.8	95	23
Totals	54	488	3,656	7.5	95	38
Kick Return						
	G	KR	Yds.	Avg.	LG	TDs
2014	13	20	500	25.0	57	0
2015	14	24	804	33.5	100	3
2016	14	20	624	31.2	100	2
2017	13	17	521	30.6	100	2
Totals	54	81	2,449	30.2	100	7



DONNEL PUMPHREY

All-American - 2016

2016 first-team All-American by *Walter Camp* and *Sports Illustrated*, and a second-team pick by *Associated Press*, *AFCA*, *USA Today* and *The Sporting News* ... Finished his career ranked first all-time in NCAA FBS history in rushing yards (6,405) ... Also is fifth in all-purpose yards (7,515), tied for eighth in overall touchdowns (67) and ninth in rushing touchdowns (62) ... Is the only player in NCAA FBS history with at least 5,000 rushing yards (or 6,000 yards) and 1,000 receiving yards ... Broke numerous SDSU school records, passing Marshall Faulk his senior year in rushing yards (6,405), all-purpose yards (7,515), 100-yard rushing games (33), overall touchdowns (67), rushing touchdowns (62), overall points (402) and rushing attempts (1,059) ... Finished as the all-time Mountain West leader in rushing yards, all-purpose yards, rushing touchdowns, overall touchdowns and 100-yard games ... Was a two-time MW Offensive Player of

the year (2015-16), three-time MW first-team selection (2014-16) and six-time MW Offensive Player of the Week ... Was SDSU's MVP and offensive MVP three straight seasons (2014-16) ... Led the nation with 2,133 rushing yards as a senior ... As of 2018, has three of the top six rushing seasons in SDSU history ... Tied for 10th in the voting for the Heisman Trophy as a senior, and was also a Doak Walker Award finalist, and a Maxwell Award and Walter Camp Player-of-the-Year Award semifinalist ... Played in all 54 games over his career ... Drafted in the fourth round of the 2017 NFL Draft by Philadelphia.



TOM REYNOLDS

All-American - 1971

An all-Pacific Coast Athletic Association performer who earned team most valuable player honors as a senior ... The nation's leading receiver in 1971 when he hauled in 67 receptions for 1,070 yards and seven touchdowns ... Caught 25 more passes than any other player in the PCAA ... A second-round selection of the New England Patriots in the 1972 NFL Draft ... Played in 21 NFL games and caught 15 passes for 279 yards and two touchdowns in two NFL seasons ... Inducted into the Aztec Hall of Fame in 1990.



NICO SIRAGUSA

All-American - 2016

Was a 2016 *USA Today* first-team All-American and a third-team All-America selection by *Associated Press* ... A two-time first-team all-Mountain West pick (2015-16) ... Blocked for Donnel Pumphrey, the all-time NCAA leading rusher, for all four seasons from 2013-16 ... Blocked for Pumphrey (2,133 yards) and Rashaad Penny (1,018 yards) as a senior, making SDSU the first team in NCAA history with a 2,000-yard and 1,000-yard rusher in the same season ... Played in all 54 games of his career, starting 42 times ... Drafted in the third round of the 2017 NFL Draft by Baltimore.



KYLE TURLEY

All-American - 1997

Joins Marshall Faulk as the only consensus All-Americans in SDSU history ... A semifinalist for both the Outland Trophy and Lombardi Award his senior season ... Earned All-America honors as a senior, becoming the first Aztec offensive lineman to earn that distinction since Henry Allison in 1970 ... Selected to play in both the Senior Bowl and the East-West Shrine postseason all-star games ... Blocked for three different 1,000-yard rushers during his Aztec tenure ... Selected seventh overall in the 1998 draft ... A 2000 *Associated Press* All-Pro ... Set a New Orleans team record against St. Louis in 2000 with three fumble recoveries ... Was a teammate of Marshall Faulk with the Rams ... SDSU Hall of Famer.



HENRY WILLIAMS

All-American - 1978

A two-year letter winner (1977 and 1978) for the Aztecs, Williams was named a Kodak All-American his senior season ... Also earned second-team honors by *United Press International* in 1978 ... Selected in the sixth round of the 1978 NFL Draft by the Oakland Raiders.

National Honors



10 STRAIGHT BOWL GAME APPEARANCES ▶ 21 CONFERENCE CHAMPIONSHIPS

DIVISION I ERA MULTIPLE ALL-AMERICA RECIPIENTS

14 Players (2 three-time, 12 two-time)

3-Time All-American

[^]Marshall Faulk, RB (1991-1st, 1992-1st, 1993-1st)
Donnel Pumphrey, RB (2014-HM, 2015-HM, 2016-1st)

2-Time All-Americans

Doug Aronson, OG (1985-HM, 1986-3rd)
Darius Durham, WR (1981-HM, 1982-HM)
Chris Hardy, RB (1985-HM, 1986-HM)
Paul Hewitt, RB (1987-HM, 1988-HM)
Michael Hughes, P (2005-HM, 2007-HM)
[^]Pete Inge, OG (1978-2nd, 1979-2nd)
[^]Kirk Morrison, LB (2003-1st, 2004-2nd)
Ricky Parker, DB (1995-HM, 1996-HM)
[^]Todd Santos, QB (1986-HM, 1987-3rd)
[^]Brian Sipe, QB (1970-HM, 1971-HM)
[^]Kyle Turley, OT (1996-HM, 1997-1st)
Kevin Wells, C (1987-HM, 1988-HM)
[^] - Member of Aztec Hall of Fame

FIRST-TEAM ALL-AMERICANS

16 times by 14 players
four consensus All-America selections

Yr.	Player, Position	Source
67	Haven Moses, WR	SN, TM
70	Henry Allison, OG	SN, TM, NEA
71	Willie Buchanan, DB	SN, TM, PW
	Tom Reynolds, WR	TM
75	Craig Penrose, QB	SN, TM
78	Henry Williams, DB	FC
91	Marshall Faulk, RB	AP, SN
92	** Marshall Faulk, RB	AP, FC, FN, FW, SN, UP, WC
93	** Marshall Faulk, RB	AP, FC, FN, FW, SN, UP, WC
96	Noel Prefontaine, P	AP, FW
97	* Kyle Turley, OT	FC, FN, FW, SN
99	Mike Malano, C	FW
03	Kirk Morrison, LB	CF
16	Donnel Pumphrey, RB	SI, WC
	Nico Siragusa, OG	USAT
17	* Rashaad Penny, RB	AA, AP, BR, CBS, ESPN, FW, SI, SN, USAT

SECOND-TEAM ALL-AMERICANS

16 times by 13 players

Yr.	Player, Position	Source
78	Pete Inge, OG	AP
	Henry Williams, DB	UP
79	Pete Inge, OG	AP, UP
85	Webster Slaughter, WR	AP, FN
90	Patrick Rowe, WR	AP
95	George Jones, RB	AP
96	Noel Prefontaine, P	FN
97	Kyle Turley, OT	AP
01	Larry Ned, RB	AP
04	Kirk Morrison, LB	SN
15	Damontae Kazee, DB	USAT
16	Donnel Pumphrey, RB	AP, FC, USAT, SN
17	Rashaad Penny, RB	SBN, WC, CBS (at all-purpose)
19	Luq Barcoo, CB	WC, FW, PS

THIRD-TEAM ALL-AMERICANS

15 times by 15 players

Yr.	Player, Position	Source
63	Neal Petties, WR	AP
70	Tim Delaney, WR	AP
73	Jesse Freitas, QB	AP
79	Pete Inge, OG	FN
83	Jim Sandusky, WR	FN
86	Doug Aronson, OG	AP
	Rob Awalt, TE	AP, FN
87	Todd Santos, QB	SN
95	George Jones, RB	FN
98	Damon Gourdine, WR/KR	SN

02	J.R. Tolver, WR	SN
11	Ronnie Hillman, RB	AP, PS
16	Nico Siragusa, OG	AP
19	Luq Barcoo, CB	AP
	Keith Ismael, C	PFF

FOURTH-TEAM ALL-AMERICANS

three times by three players

Yr.	Player, Position	Source
01	Larry Ned, RB	SN
02	J.R. Tolver, WR	SN
15	Rashaad Penny, KR	PS

HONORABLE MENTION ALL-AMERICANS

65 times by 53 players

Yr.	Player, Position	Source
64	James Allison, RB	NEA
70	Tim Delaney, WR	UP
	Brian Sipe, QB	AP
	Leon Van Gorkum, DE	AP, UP
71	Brian Sipe, QB	AP, UP
76	Travis Hitt, LB	UP
78	Pete Inge, OG	UP
	Don Warren, TE	AP, UP
	Henry Williams, DB	AP
79	Tony Allen, RB	AP
	Pete Inge, OG	SN
	Pat Mulholland, P	SN
	Steve Stapler, WR	AP
	Terrell Ward, DB	AP
80	Kevin Mitchell, LB	SN
81	Vernon Dean, DB	AP, SN
	Darius Durham, WR	AP
	Mike Jezulin, P	AP
	Matt Kofler, QB	SN
82	Darius Durham, WR	AP
83	Matt Long, C	AP
	Jim Sandusky, WR	AP
	Mike Saxon, P	AP
84	Tory Nixon, CB	AP
85	Doug Aronson, OG	AP
	Chris Hardy, RB	AP
	Mike Hooper, DT	AP
	Chris O'Brien, PK	AP
	Todd Richards, LB	AP
	Mike Stevens, MG	AP
86	Levi Esene, DT	AP
	Chris Hardy, RB	AP
	Steve Lauter, DB	AP
	Mario Mitchell, CB	AP
	Todd Santos, QB	AP
87	Paul Hewitt, RB	AP
	Kerry Reed-Martin, TE	AP
	Todd Santos, QB	AP
	Kevin Wells, C	AP
88	Monty Gilbreath, WR	AP
	Paul Hewitt, RB	AP
	Kevin Wells, C	AP
95	Chris Finch, OG	FN
	Ricky Parker, DB	FN
96	Will Blackwell, WR	FN
	Billy Blanton, QB	FN
	Peter Holt, PK	FN
	Adrian Ioja, DE	FN
	Ricky Parker, CB	FN
	Kyle Turley, OT	FN
98	Kabeer Gbaja-Biamila, DE	FN
05	Michael Hughes, P	CF
07	Michael Hughes, P	CF
10	DeMarco Sampson, WR	SI
11	Gavin Escobar, TE	SI
	Ronnie Hillman, RB	SI
	Larry Parker, DB	SI
	Gavin Escobar, TE	PFW
12	Donnel Pumphrey, RB	SI
14	Donnel Pumphrey, RB	SI
15	Damontae Kazee, DB	SI

	Donnel Pumphrey, RB	SI
19	Luq Barcoo, FLEX	PFF
	Dwayne Johnson Jr., S	PFF
	Kyahva Tezino, LB	PFF, PS

FRESHMAN ALL-AMERICANS

17 times by nine players

Yr.	Player, Position	Team	Source
01	Kirk Morrison, LB	4th	SN
03	Lynell Hamilton, RB	1st	SN, RI
05	Russell Allen, LB	HM	SN
10	Gavin Escobar, TE	1st	SN
	Ronnie Hillman, RB	1st	FW, PS
	Gavin Escobar, TE	2nd	RI, CF, PS
13	Donnel Pumphrey, RB	2nd	RI, CF, CS
17	Tyler Roemer, OL	1st	USAT
	Tariq Thompson, DB	1st	FW, USAT
19	Cameron Thomas, DT	2nd	TA

* - Consensus All-American as defined by the NCAA

** - Consensus All-American unanimous selection

AA - All-American, AP - Associated Press, BR - Bleacher Report, CBS - CBS Sports, CF - Collegefootballnews, ESPN - ESPN, FC - American Football Coaches Association (Kodak), FN - Football News, FW - Football Writers Association of America, NEA - Newspaper Enterprise Association, PFF - Pro Football Focus, PFW - Pro Football Weekly, PS - Phil Steele.com, PW - Pop Warner, RI - Rivals.com, SBN - SB Nation, SI - Sports Illustrated, SN - Sporting News, TA - The Athletic, TM - Time Magazine, UP - United Press, USAT - USA Today.

LITTLE ALL-AMERICANS (PRE-DIVISION I ERA)

14 times by 13 players

Yr.	Player, Position
35	John Butler, OG
38	John Duich, OT
54	Norm Nygaard, RB
	Ron Steward, WR
55	Jay Gutowski, OG
56	Jay Gutowski, OG
64	Jim Allison, RB
	Gary Garrison, WR
66	Leo Carroll, DE
	Don Horn, QB
67	Steve Duich, OT
	Haven Moses, WR
68	Fred Dryer, DL
	Lloyd Edwards, RB

ACADEMIC ALL-AMERICANS

three times by three players

Yr.	Player, Position	Team
78	Don Warren, TE	2nd
98	Scott Auerbach, DB	1st
01	Brian Simjanovski, P	2nd

NATIONAL AWARD CANDIDATES

Recognized by NCAA

Heisman Trophy (Top College Player)

91	Marshall Faulk (9th; 52 pts.)
92	Marshall Faulk (2nd; 1,080 pts.)
93	Marshall Faulk (4th; 250 pts.)
16	Donnel Pumphrey (T-10th; 67 pts.)
17	Rashaad Penny (5th; 175 pts.)

Walter Camp Award (National Player of the Year)

11	Ronnie Hillman, RB (preseason)
16	Donnel Pumphrey, RB (semifinalist)
17	Rashaad Penny, RB (finalist)

National Honors



10 STRAIGHT BOWL GAME APPEARANCES ▶ 21 CONFERENCE CHAMPIONSHIPS

AZTEC FOOTBALL MEDIA GUIDE NATIONAL HONORS < HISTORY

Maxwell Award (College Player of the Year)

- 06 Lynell Hamilton, RB (preseason)
- 11 Ronnie Hillman, RB (preseason)
- Ryan Lindley, QB (preseason)
- 13 Adam Muema, RB (preseason)
- 15 Donnel Pumphrey, RB (preseason)
- 16 Donnel Pumphrey, RB (semifinalist)
- 17 Rashaad Penny, RB (semifinalist)
- 18 Juwan Washington, RB (preseason)
- 19 Juwan Washington, RB (preseason)

Bednarik Award (Outstanding Defensive Player)

- 04 Kirk Morrison, LB (preseason)
- 13 Jake Fely, LB (preseason)
- 16 Damontae Kazee, CB (preseason)
- Calvin Munson, LB (preseason)
- 19 Kyhava Tezino, LB (preseason)

Biletnikoff Award (Top Wide Receiver)

- 02 J.R. Tolver (semifinalist)
- Kassim Osgood (preseason)
- 09 Vincent Brown (semifinalist)
- 10 Vincent Brown (preseason)
- 11 Colin Lockett (midseason)
- 12 Colin Lockett (preseason)
- 13 Ezell Ruffin (midseason)
- 14 Ezell Ruffin (preseason)

Bronko Nagurski Award (Top Defensive Player)

- 03 Kirk Morrison, LB (preseason)
- 04 Matt McCoy, LB (preseason)
- Kirk Morrison, LB (preseason)
- 06 Antwan Applewhite, DE (preseason)
- 11 Miles Burris, LB (preseason)
- 12 Leon McFadden DB (preseason)
- 16 Calvin Munson, LB (preseason)
- 19 Kyhava Tezino, LB (preseason)

Butkus Award (Outstanding Linebacker)

- 02 Kirk Morrison (preseason)
- 03 Kirk Morrison (preseason)
- 04 Kirk Morrison (semifinalist)
- Matt McCoy (preseason)
- 07 Russell Allen (preseason)
- 08 Russell Allen (preseason)
- 11 Miles Burris (preseason)
- 16 Calvin Munson (preseason)
- 19 Kyhava Tezino, LB (preseason)

Davey O'Brien Award (Outstanding Quarterback)

- 03 Adam Hall (preseason)
- 11 Ryan Lindley (preseason)

Doak Walker Award (Top Running Back)

- 01 Larry Ned (semifinalist)
- 04 Lynell Hamilton (preseason)
- 05 Lynell Hamilton (preseason)
- 11 Ronnie Hillman (semifinalist)
- 12 Walter Kazee (preseason)
- 13 Adam Muema (preseason)
- 14 Donnel Pumphrey (preseason)
- 15 Donnel Pumphrey (preseason)
- 16 Donnel Pumphrey (finalist)
- 17 Rashaad Penny (semifinalist)

John Mackey Award (Top Tight End)

- 10 Alston Umuolo (preseason)
- 11 Gavin Escobar (midseason)
- 12 Gavin Escobar (semifinalist)
- 17 David Wells (preseason)
- 18 Kahale Warring (preseason)
- 19 Parker Houston (preseason)

Lou Groza Award (Outstanding Kicker)

- 96 Peter Holt (finalist)
- 03 J.C. Mejia (semifinalist)
- 11 Abelardo Perez (preseason)
- 15 Donny Hageman (preseason)
- 16 John Baron II (semifinalist)
- 17 John Baron II (preseason)
- 18 John Baron II (semifinalist)

Outland Trophy (Top Interior Lineman)

- 04 Mike Kracalik, OG (preseason)
- 16 Nico Siragusa, OG (preseason)
- 19 Keith Ismael, C (preseason)

Paul Hornung Award (Most Versatile Player)

- 16 Rashaad Penny (preseason)
- 17 Rashaad Penny (preseason)
- 18 Juwan Washington (preseason)
- 19 Juwan Washington (preseason)

Jim Thorpe Award (Top Defensive Back)

- 12 Leon McFadden, CB (preseason)
- 13 Nat Berhe, S (preseason)
- 14 J.J. Whittaker, CB (preseason)
- 15 Damontae Kazee, CB (preseason)
- J.J. Whittaker, CB (preseason)
- 16 Damontae Kazee, CB (preseason)
- 19 Luq Barcoo, CB (semifinalist)
- Tariq Thompson, S (preseason)

Ray Guy Award (Outstanding Punter)

- 03 Brian Simnjanovski (preseason)
- 06 Michael Hughes (preseason)
- 07 Michael Hughes (preseason)
- 09 Brian Stahovich (preseason)
- 10 Brian Stahovich (preseason)
- 11 Brian Stahovich (preseason)
- 13 Joel Alesi (preseason)
- 14 Joel Alesi (preseason)
- 16 Tanner Blain (preseason)
- 19 Brandon Heicklen (preseason)

Rimington Award (Outstanding Center)

- 02 Johnathan Ingram (preseason)
- 04 Jasper Harvey (preseason)
- 05 Jasper Harvey (preseason)
- 09 Trask Iosefa (preseason)
- 10 Trask Iosefa (preseason)
- 12 Alec Johnson (preseason)
- 14 Jordan Smith (preseason)
- 16 Arthur Flores (preseason)
- 19 Keith Ismael (preseason)

Wuerffel Trophy Watch List (Community Service, Athletic & Academic)

- 16 Daniel Brunskill, TE (preseason)
- 17 David Wells, TE (preseason)
- 18 Ron Smith, CB (preseason)
- 19 Parker Houston, TE (preseason)

Other Awards

Burlsworth Trophy (Top Walk-On)

- 01 Darryn Lewis, S (preseason)
- 13 Chad Young, FB (preseason)
- 14 Joel Alesi, P (preseason)
- 15 Dakota Gordon, FB (preseason)
- 16 Daniel Brunskill, TE (preseason)
- 17 Kahale Warring, TE (preseason)
- 18 Kahale Warring, TE (preseason)
- 19 Jesse Matthews, WR (preseason)

Earl Campbell Tyler Rose Award (Ties to Texas, Performance, Integrity, Tenacity)

- 13 Adam Dingwell, QB (preseason)
- 14 Adam Roberts, TE (preseason)
- 17 Juwan Washington, RB (preseason)
- 19 Juwan Washington, RB (preseason)

William V. Campbell Trophy (Best Scholar-Athlete)

- 11 Miles Burris, LB (semifinalist)
- 19 Parker Houston, TE (semifinalist)

NFF Hampshire Society (3.2 GPA, Starter/Contributor & in Last Season of Eligibility)

- 07 Patrick Justman, C
- 08 Scotty James, CB
- 10 Matthew Kawulok, TE/FB
- 12 Miles Burris, LB
- 16 Jeff Overbaugh, LS
- 17 Arthur Flores, C

- 18 Ron Smith, CB
- 19 Brandon Heicklen, P
- Parker Houston, TE

Ted Hendricks Award (Top Defensive End)

- 06 Antwan Applewhite (preseason)

Lombardi Award (Top Down Lineman)

- 03 Kirk Morrison, LB (preseason)
- 04 Mike Kracalik, OG (preseason)
- Kirk Morrison, LB (preseason)
- 08 Russell Allen, LB (preseason)
- 11 Miles Burris, LB (preseason)
- 12 Gavin Escobar, TE (preseason)
- 13 Jake Fely, LB (preseason)
- 15 Alex Barrett, DE (preseason)
- Darrell Greene, OG (preseason)
- Pearce Slater, OT (preseason)

Lott IMPACT Trophy (Impact On & Off Field)

- 13 Nat Berhe, S (preseason)
- 16 Calvin Munson, LB (quarterfinalist)

Manning Award (Top Quarterback)

- 09 Ryan Lindley (preseason)
- 11 Ryan Lindley (preseason)

Manning Award (Top Quarterback)

- 09 Ryan Lindley (preseason)
- 11 Ryan Lindley (preseason)

Polynesian College Football Player of the Year

- 17 Ronley Lakalaka, LB (preseason)
- 18 Ronley Lakalaka, LB (preseason)

Johnny Unitas Golden Arm Award (Quarterback On & Off Field)

- 17 Christian Chapman (preseason)
- 18 Christian Chapman (preseason)

Awards No Longer Presented

Hossman Award (National Player of the Year)

- 04 Kirk Morrison, LB (preseason)

Rudy Award (Character, Courage, Contribution, Commitment)

- 10 Doug Deakin

NATIONAL WEEKLY AWARDS

Walter Camp National FBS Player of the Week

Yr.	Player, Position (Date)	Honor
15	Calvin Munson, LB (Sept. 6)	Defensive
17	Rashaad Penny, RB (Sept. 10)	Offensive
	Rashaad Penny, RB (Nov. 19)	Offensive

FWAA/Bronko Nagurski Player of the Week

Yr.	Player, Position (Date)	Honor
04	Matt McCoy, LB (Sept. 18)	Defensive
17	Kameron Kelly, DB (Sept. 19)	Defensive

Conference Honors



10 STRAIGHT BOWL GAME APPEARANCES ► 21 CONFERENCE CHAMPIONSHIPS

LEAGUE PLAYER OF THE YEAR

13 times by seven players

Yr.	Player, Position	Honor
Western Athletic Conference (1978-99)		
87	Todd Santos, QB	Offensive PoY
92	Marshall Faulk, RB	Offensive PoY
95	George Jones, RB	Offensive PoY
Mountain West (1999-)		
03	Kirk Morrison, LB	Defensive PoY
04	Kirk Morrison, LB	Co-Defensive PoY
15	Donnel Pumphrey, RB	Offensive PoY
	Damontae Kazee, DB	Defensive PoY
	Rashaad Penny, KR	Special Teams PoY
16	Donnel Pumphrey, RB	Offensive PoY
	Damontae Kazee, DB	Defensive PoY
	Rashaad Penny, KR	Special Teams PoY
17	Rashaad Penny, RB	Offensive PoY
	Rashaad Penny, KR	Special Teams PoY

LEAGUE FRESHMAN OF THE YEAR

two times by two players

Yr.	Player, Position
Mountain West (1999-)	
03	Lynell Hamilton, RB
10	Ronnie Hillman, RB

LEAGUE COACH OF THE YEAR

five times by four coaches

Yr.	Coach
Western Athletic Conference (1978-99)	
86	Denny Stolz
98	Ted Tollner (Pacific Division)
Mountain West (1999-)	
10	Brady Hoke
12	Rocky Long
15	Rocky Long

FIRST-TEAM ALL-LEAGUE

279 times by 214 players

Yr.	Player, Position	No. 1st Team Selections
Southern Calif. Intercollegiate Athletic Conference (1926-38)		
26	Dave Barnes, OT	1st
	Ed Ruffa, RB	1st
27	Paul Mott, FB	1st
28	Werner Peterson, OT	1st
	Art Wilson, FB	1st
29	Gordon Cox	1st
	Art Wilson, FB	2nd
30	Elden Dilley, FG	1st
	George Mosolf, E	1st
32	Bill Bailey, FB	1st
	George Mosolf, E	2nd
	Glen Warren, C	1st
33	Bill Bailey, FB	2nd
	John Butler, OG	1st
	George Mosolf, E	3rd
	Jack Rand, E	1st
	Owen Rice, OT	1st
34	John Butler, OG	2nd
	Owen Rice, OT	1st
35	John Butler, OG	3rd
	Ed Smyth, E	1st
36	Herb Ward, OG	1st
37	Max Glass, FB	1st
	Herb Ward, OT	1st
	Abbie Vanoni, OG	1st
38	Bill Timmons, E	1st
	Hal Tracy, FB	1st
	Abbie Vanoni, OG	2nd

California Collegiate Athletic Association (1939-67)

41	Bob Cozens, B	1st
	Joe Seminario, OG	1st
46	Leo Heaton, E	1st
	Bill Nelson, B	1st
	Al Sawaya, OT	1st
47	George Brown, OG	1st
48	Tom Dahms, OT	1st
49	Tom Dahms, OT	2nd
	James Dowd, OG	1st
	Tom Wilson, E	1st
50	Byron Chase, OT	1st
	Bob Conklin, OG	1st
	Bob Embrey, DB	1st
	Ralph Freitag, C	1st
	Art Preston, B	1st
	Birt Slater, DE	1st
51	Jim Erkenbeck, OT-DG	1st
	Hugh Lathman, DG	1st
	George Leja, LB	1st
	Ferman McPhatter, DG	1st
	Chet Nicholson, E	1st
	Art Preston, B	2nd
	Ed Ricketts, DB	1st
	Jesse Thompson, B	1st
52	Ed Fletcher, DB	1st
	Paul Held, B	1st
	Bob Lyons, DE	1st
	Dick Ortega, OT-DT	1st
53	Paul Held, B	2nd
	Harry Higgins, C	1st
	Marshall Malcolm, DB	1st
	Norm Nygaard, RB-DB	1st
54	Harry Higgins, C	2nd
	Marshall Malcolm, DB	2nd
	Norm Nygaard, RB-DB	2nd
55	Jay Gutowski, OG	1st
	William Ledford, OT	1st
56	Jay Gutowski, OG	2nd
	William Ledford, OT	2nd
57	Joe Duke, B	1st
58	Joe Duke, B	2nd
	Braxton Pinkins, E	1st
59	Dick Morris, B	1st
60	Pat Robbins, OG	1st
62	Kern Carson, B	1st
	David Lay, OT	1st
	Neal Petties, E	1st
63	Kern Carson, B	2nd
	John Farris, OT	1st
	Mario Mendez, B	1st
	Dave Stenson, OG	1st
64	Jim Allison, B	1st
	John Farris, OT	2nd
	Gary Garrison, E	1st
65	Gary Garrison, E	2nd
	Nate Johns, B	1st
	Cliff Kenney, LB	1st
	Ken Madison, E	1st
	Larry Martin, MG	1st
	Ralph Wenzel, OG	1st
66	Leo Carroll, DE	1st
	Don Fisher, E	1st
	Don Horn, QB	1st
	Bob Howard, DB	1st
	Larry Schakel, OG	1st
	Craig Scoggins, E	1st
	Jeff Staggs, LB	1st
	Teddy Washington, B	1st
	Jon Wittler, LB	1st
67	John Beck, DB	1st
	Paul Daniels, OG	1st
	Steve Duich, OT	1st
	Lloyd Edwards, B	1st
	Cliff Hancock, DB	1st
	Jim Hight, MG	1st
	Haven Moses, E	1st

Pacific Coast Athletic Association (1969-75)

69	Tim Burnett, DL	1st
	Tim Delaney, TE	1st
	Lee Felice, OT	1st
	Billie Hayes, DB	1st
	Bill Pierson, C	1st
	Tom Reynolds, WR	1st
	Dennis Shaw, QB	1st
	Tom Shellabarger, OT	1st
	Bill Van Leeuwen, DL	1st
	Carl Weathers, LB	1st
	Lon Woodard, DL	1st
70	Henry Allison, OG	1st
	Ken Burrow, WR	1st
	Tim Delaney, TE	2nd
	Tom Hayes, DB	2nd
	Al Limahelu, K	1st
	Tom Shellabarger, OT	2nd
	Leon Van Gorkum, DE	1st
71	Willie Buchanon, DB	1st
	Steve Henson, OT	1st
	Tom Reynolds, WR	1st
	Brian Sipe, QB	1st
	Ty Youngs, DT	1st
72	Randy Bixler, DL	1st
	Isaac Curtis, WR	1st
	Bill Donckers, QB	1st
	Bill Ferguson, LB	1st
	Joe Lavender, DB	1st
73	Joe Amaral, LB	1st
	Rick Ash, DL	1st
	Tony Bachmann, OG	1st
	Pat Cassady, LB	1st
	Keith Denson, WR	1st
	Jesse Freitas, QB	1st
	Bobby Henderson, LB	1st
	Monte Jackson, DB	1st
	Dave Limebrook, C	1st
	Claudie Minor, OT	1st
	Darold Nogle, TE	1st
74	Rick Ash, DL	2nd
	Tony Bachmann, RB	2nd
	Burt Blackwell, LB	1st
	Mike Gilbert, DL	1st
	Bobby Henderson, LB	2nd
	Monte Jackson, DB	2nd
	Bill Kramer, RB	1st
	Dwight McDonald, WR	1st
75	Duke Ferguson, WR	1st
	Mike Gilbert, DL	2nd
	Travis Hitt, LB	1st
	Mel Jacobs, KR	1st
	Craig Penrose, QB	1st
	Charlie Wortiska, OG	1st
Western Athletic Conference (1978-98)		
78	Pete Inge, OG	1st
	Don Warren, TE	1st
	Henry Williams, DB	1st
79	Tony Allen, RB	1st
	Pete Inge, OG	2nd
	Steve Stapler, WR	1st
	Terrell Ward, DB	1st
80	Kevin Mitchell, LB	1st
81	Vernon Dean, DB	1st
	Mike Jezulin, P	1st
82	Darius Durham, WR	1st
83	Jim Sandusky, WR & Ret. Specialist	1st
84	Rich Moran, OT	1st
	Tory Nixon, CB	1st
85	Doug Aronson, OG	1st
	Chris Hardy, HB	1st
	Chris O'Brien, PK	1st
	Todd Richards, LB	1st
	Webster Slaughter, WR	1st
86	Doug Aronson, OG	2nd
	Rob Awalt, TE	1st
	Levi Esene, DT	1st
	Steve Lauter, S	1st

Conference Honors



10 STRAIGHT BOWL GAME APPEARANCES ► 21 CONFERENCE CHAMPIONSHIPS

CONFERENCE HONORS < HISTORY

87	Monty Gilbreath, Ret. Spec.	1st
	Clarence Nunn, DB	1st
	Todd Santos, QB	1st
88	Paul Hewitt, RB	1st
89	Monty Gilbreath, WR	2nd
	John Wesselman, DB	1st
90	Dennis Arey, WR	1st
	Dan McGwire, QB	1st
	Patrick Rowe, WR	1st
	Nick Subis, OL	1st
91	Eric Duncan, DL	1st
	Marshall Faulk, RB	1st
	Jim Jennings, OL	1st
	Damon Pieri, DB	1st
	Patrick Rowe, WR	2nd
92	Marshall Faulk, RB	2nd
	Tony Nichols, OL	1st
	Damon Pieri, CB	2nd
	Darnay Scott, WR	1st
93	Marshall Faulk, RB	3rd
	Darnay Scott, WR	2nd
94	La'Roi Glover, DL	1st
	Ricky Parker, DB	1st
95	Will Blackwell, WR	1st
	Chris Finch, OG	1st
	George Jones, RB	1st
	Ricky Parker, DB	2nd
96	Will Blackwell, WR	(PD) 2nd
	Leandrew Childs, Ret. Specialist	(PD) 1st
	Adrian Ioja, DE	(PD) 1st
	Ricky Parker, CB	(PD) 1st
	Noel Prefontaine, P	(PD) 1st
	Kyle Turley, OT	(PD) 1st
97	Kabeer Gbaja-Biamila, DE	(PD) 1st
	Kyle Turley, OT	(PD) 2nd
98	Rick Austin, OL	(PD) 1st
	Kabeer Gbaja-Biamila, DE	(PD) 2nd
	Damon Gourdine, WR & Ret. Specialist	(PD) 1st
	Mike Malano, OL	(PD) 1st
Mountain West (1999-)		
99	Rico Curtis, DB	1st
	Kabeer Gbaja-Biamila, DL	3rd
	Mike Malano, OL	2nd
	Gray McNeill, TE	1st
00	Will Demps, DB	1st
01	Will Demps, DB	2nd
	David Moreno, OL	1st
	Larry Ned, RB	1st
02	Kirk Morrison, LB	1st
	Kassim Osgood, WR	1st
	J.R. Tolver, WR	1st
03	Brendan Darby, OL	1st
	Lynell Hamilton, RB	1st
	Kirk Morrison, LB	2nd
04	Kirk Morrison, LB	3rd
05	Marcus Demps, S	1st
	Freddy Keiaho, LB	1st
06	Antwan Applewhite, DE	1st
10	Vincent Brown, WR	1st
	Miles Burris, LB	1st
	Ronnie Hillman, RB	1st
	Leon McFadden, DB	1st
	DeMarco Sampson, WR	1st
	Brian Stahovich, P	1st
11	Miles Burris, LB	2nd
	Gavin Escobar, TE	1st
	Tommie Draheim, OL	1st
	Ronnie Hillman, RB	2nd
	Leon McFadden, DB	2nd
	Larry Parker, DB	1st
	Brian Stahovich, P	2nd
12	Nik Embemate, OL	1st
	Gavin Escobar, TE	2nd
	Leon McFadden, DB	3rd
13	Nat Berhe, DB	1st
14	Donnel Pumphrey, RB	1st
15	Alex Barrett, DL	1st
	Damontae Kazee, DB	1st

	Calvin Munson, LB	1st
	Rashaad Penny, KR	1st
	Donnel Pumphrey, RB	2nd
	Nico Siragusa, OL	1st
	Pearce Slater, OL	1st
16	John Baron II, PK	1st
	Alex Barrett, DL	2nd
	Damontae Kazee, DB	2nd
	Calvin Munson, LB	2nd
	Rashaad Penny, KR	2nd
	Donnel Pumphrey, RB	3rd
	Nico Siragusa, OL	2nd
17	Kameron Kelly, DB	1st
	Rashaad Penny, RB	3rd
	Rashaad Penny, KR	4th
18	Keith Ismael, OL	1st
	Kyahva Tezino, LB	1st
19	Luq Barcoo, DB	1st
	Myles Cheatum, DL	1st
	Keith Ismael, OL	2nd
	Kyahva Tezino, LB	2nd
	Cameron Thomas, DL	1st

15	Jake Fely, LB	1st
	J.J. Whittaker, DB	1st
16	Daniel Brunskill, OL	1st
	Malik Smith, DB	1st
	David Wells, TE	1st
17	Keith Ismael, OL	1st
	Ronley Lakalaka, LB	2nd
	Tyler Roemer, OL	2nd
	Tariq Thompson, DB	2nd
	David Wells, TE	2nd
18	John Baron II, PK	3rd
	Ryan Pope, OL	2nd
	Tariq Thompson, DB	1st
19	Keshawn Banks, DL	3rd
	Daishawn Dixon, OL	4th
	Parker Houston, TE	1st
	Tariq Thompson, DB	1st

HONORABLE MENTION ALL-LEAGUE

89 times by 78 players

Yr.	Player, Position
Mountain West (1999-)	
00	Brian Berg, LB
	Mike Houghton, OL
	Johnathan Ingram, OL
	Chester Pitts, OL
	Brian Russell, DB
	Lon Sheriff, QB
01	Andrew Bringham, DL
	Jomar Butler, LB
	Donte Gamble, KR
	Johnathan Ingram, OL
	Gray McNeill, TE
	Kirk Morrison, LB
	Garret Pavelko, DB
	Chester Pitts, OL
	Dylan Robles, LB
	Ricky Sharpe, DB
02	Kyle Conerly, PR/KR
	Brendan Darby, OL
	Akbar Gbaja-Biamila, DL
	Adam Hall, QB
	Jared Ritter, DL
	Ricky Sharpe, DB
	Brian Simjanovski, P/PK
03	Jacob Elimimian, DB
	J.C. Mejia, PK
	Brook Miller, DL
	Seth Santoro, P
	Marviel Underwood, DB
	Jeff Webb, WR
04	Jonathan Bailes, DL
	Heath Farwell, LB
	Marviel Underwood, DB
	Jeff Webb, WR
05	Antwan Applewhite, DL
	Reggie Grigsby, DB
	Jasper Harvey, OL
	Joe Martin, LB
	Terrell Maze, DB
	Garrett Palmer, PK
06	Atiyah Henderson, RB
	Patrick Justman, C
	Nick Osborn, DL
	Russell Allen, LB
07	Ray Bass, DB
	Mike Kravetz, OL
	Nick Osborn, DL
	Will Robinson, OL
08	Russell Allen, LB
	Corey Boudreaux, DB
	B.J. Williams, DE
09	Davion Mauldin, KR
	Jerry Milling, LB
10	Ernie Lawson, DL
	Jose Perez, DB

SECOND-TEAM ALL-LEAGUE

65 times by 51 players

Yr.	Player, Position
Mountain West (1999-)	
99	Jerome Haywood, DL
	Jonas Lewis, RB
	Joey Mayo, LB
	Larry Ned, RB
	Scott Nicholson, DL
	Ted Printy, OL
00	Jomar Butler, LB
	Jerome Haywood, DL
	Ricky Sharpe, DB
	Brian Simjanovski, P
	J.R. Tolver, WR
01	Jerome Haywood, DL
	Brian Simjanovski, P
	J.R. Tolver, WR
02	Amon Arnold, DL
	Jonathan Ingram, OL
	Jeff Shoate, DB
03	Mike Kracalik, OL
	Matt McCoy, LB
	Brandon Rager, DL
	Jeff Shoate, DB
04	Mike Kracalik, OL
	Blake Lobel, DL
	Matt McCoy, LB
05	Michael Hughes, P
	Kurt Kahui, DL
	Jeff Webb, WR
06	Joe Martin, LB
07	Michael Hughes, P
	Kevin O'Connell, QB
	Brett Swain, WR
09	Vincent Brown, WR
	DeMarco Sampson, WR
	Brian Stahovich, P
10	Ryan Lindley, QB
	Gavin Escobar, TE
	Trask Iosefa, OL
	Abelardo Perez, PK
11	Alec Johnson, OL
	Jerome Long, DL
12	Nat Berhe, DB
	Jake Fely, LB
	Alec Johnson, OL
	Adam Muema, RB
13	Bryce Quigley, OL
14	Damontae Kazee, DB
	Lloyd Mills, PR
	Terry Poole, OL
	J.J. Whittaker, DB

AZTEC FOOTBALL MEDIA GUIDE

Conference Honors



10 STRAIGHT BOWL GAME APPEARANCES ▶ 21 CONFERENCE CHAMPIONSHIPS

11	Nat Berhe, DB
12	Derek Largent, LB Sam Meredith, DL Bryce Quigley, OL
13	Colin Lockett, WR/KR Adam Muema, RB Terry Poole, OL Ezell Ruffin, WR Nick Tenhaeff, LB J.J. Whittaker, DB
14	Alex Barrett, DL Darrell Greene, OL Ezell Ruffin, WR Calvin Munson, LB Malik Smith, DB
15	Daniel Brunskill, TE Donny Hageman, PK Christian Heyward, DL Jon Sanchez, DL Malik Smith, DB
16	Kyle Kelley, DL Quest Truxton, PR Parker Baldwin, DB Mikah Holder, WR Parker Baldwin, DB Noble Hall, DL Brandon Heicklen, P Kahale Warring, TE Juwan Washington, RB Matt Araiza, PK William Dunkle, OL Darren Hall, DB Brandon Heicklen, P Dwayne Johnson Jr., DB

PLAYER OF THE WEEK

163 times by 97 players

Yr.	Player, Position (Date)	Honor
Western Athletic Conference (1978-98)		
80	Rick Carusa, LB (Nov. 1)	Defensive
	Kevin Mitchell, LB (Nov. 29)	Defensive
81	Matt Kofler, QB (Sept. 12)	Offensive
	Matt Kofler, QB (Oct. 10)	Offensive
82	Dave Croudip, DB (Oct. 23)	Defensive
	Mark McKay, QB (Nov. 6)	Offensive
	Mike Fox, DB (Nov. 20)	Co-Defensive
84	Todd Santos, QB (Sept. 8)	Offensive
85	Chris Hardy, QB (Sept. 30)	Offensive
	Webster Slaughter, WR (Oct. 28)	Offensive
	Todd Santos, QB (Nov. 25)	Offensive
86	Chris Hardy, RB (Sept. 13)	Offensive
	Todd Santos, QB (Nov. 1)	Offensive
	Lyndon Earley, DB (Nov. 15)	Defensive
	Levi Essene, DT (Nov. 29)	Defensive
87	Todd Santos, QB (Sept. 12)	Offensive
	Todd Santos, QB (Oct. 17)	Co-Offensive
88	Paul Hewitt, RB (Nov. 5)	Offensive
89	Darin Wagner, RB (Sept. 23)	Offensive
	John Wesselman, DB (Sept. 30)	Defensive
	Ron Slack, RB (Oct. 14)	Offensive
90	Dan McGwire, QB (Sept. 29)	Offensive
	Patrick Rowe, WR (Oct. 13)	Offensive
	Dan McGwire, QB (Nov. 17)	Offensive
91	T.C. Wright, RB (Nov. 24)	Offensive
	Marshall Faulk, RB (Sept. 14)	Offensive
	Andy Coviello, LB (Oct. 12)	Defensive
	David Lowery, QB (Oct. 26)	Offensive
	David Lowery, QB (Nov. 16)	Co-Offensive
92	Marshall Faulk, RB (Sept. 5)	Offensive
	Marshall Faulk, RB (Sept. 12)	Offensive
	Darnay Scott, WR (Oct. 17)	Offensive
	Marshall Faulk, RB (Nov. 14)	Offensive
93	Craigus Thompson, LB (Oct. 9)	Defensive
	Marshall Faulk, RB (Nov. 13)	Offensive
94	Tim Gutierrez, QB (Sept. 10)	Offensive

95	Ricky Parker, CB (Sept. 11)	Defensive
	Julius McChristian, SS (Oct. 2)	Defensive
	Craigus Thompson, LB (Oct. 9)	Defensive
	George Jones, RB (Oct. 16)	Offensive
96	Peter Holt, PK (Sept. 9)	PD-Special Teams
	Will Blackwell, WR (Sept. 16)	PD-Offensive
	Peter Holt, PK (Sept. 23)	PD-Special Teams
	Leandrew Childs, RS (Oct. 13)	PD-Special Teams
	Noel Prefontaine, P (Nov. 4)	PD-Special Teams
	Billy Blanton, QB (Nov. 11)	PD-Offensive
	Jason Moore, DB (Nov. 25)	PD-Defensive
	Billy Blanton, QB (Dec. 2)	PD-Offensive
	Charles Gatlin, DL (Dec. 2)	PD-Defensive
	Noel Prefontaine, P (Dec. 2)	PD-Special Teams
97	Az Hakim, RS (Sept. 8)	PD-Special Teams
	Jonas Lewis, RB (Nov. 17)	PD-Offensive
98	Larry Ned, RB (Oct. 5)	PD-Offensive
	Damon Gourdine, RS (Oct. 12)	PD-ST
	Kabeer Gbaja-Biamila, DE (Oct. 26)	PD-Defensive
	Don Copeland, P (Nov. 9)	PD-Special Teams
Mountain West (1999-)		
99	Jack Hawley, QB (Sept. 27)	Offensive
	Scott Nicholson, DL (Nov. 29)	Defensive
00	Will Dumps, DB (Sept. 4)	Defensive
	Lon Sheriff, QB (Oct. 9)	Offensive
	Derrick Lewis, WR (Oct. 23)	Offensive
	Jomar Butler, LB (Oct. 23)	Defensive
	Nate Tandberg, PK (Oct. 23)	Special Teams
	Dylan Robles, LB (Nov. 4)	Defensive
01	Larry Ned, RB (Sept. 24)	Offensive
	Larry Ned, RB (Oct. 7)	Co-Offensive
02	J.R. Tolver, WR (Sept. 16)	Offensive
	Ricky Sharpe, DB (Oct. 14)	Defensive
	J.R. Tolver, WR (Oct. 21)	Offensive
	Kyle Conerly, PR (Oct. 28)	Special Teams
03	Jeff Webb, WR (Oct. 6)	Co-Offensive
	Kirk Morrison, LB (Oct. 27)	Defensive
	Matt McCoy, LB (Nov. 10)	Defensive
	Marviel Underwood, DB (Nov. 24)	Defensive
04	Matt McCoy, LB (Sept. 20)	Defensive
	Kirk Morrison, LB (Oct. 18)	Defensive
	Heath Farwell, LB (Nov. 15)	Co-Defensive
	Kirk Morrison, LB (Nov. 15)	Co-Defensive
	Garrett Palmer, PK (Nov. 15)	Special Teams
05	Russell Allen, LB (Oct. 3)	Defensive
	Reggie Grigsby, S (Oct. 17)	Defensive
	Garrett Palmer, PK (Nov. 13)	Special Teams
06	Joe Martin, LB (Oct. 23)	Defensive
	Garrett Palmer, PK (Oct. 23)	Special Teams
	Ray Bass, S (Nov. 13)	Defensive
	Joe Martin, LB (Dec. 4)	Defensive
	Freddy Dunkle, LB (Dec. 4)	Special Teams
07	Russell Allen, LB (Oct. 15)	Defensive
	Luke Laolagi, LB (Nov. 5)	Defensive
	Mekell Wesley, KR (Nov. 12)	Special Teams
	Michael Hughes, P (Nov. 15)	Special Teams
	Michael Hughes, P (Nov. 19)	Special Teams
	Garrett Palmer, PK (Dec. 3)	Special Teams
08	Ryan Lindley, QB (Sept. 29)	Offensive
	Luke Laolagi, LB (Nov. 23)	Co-Defensive
09	Dey Juan Hemmings, DB (Oct. 5)	Co-Defensive
	Ryan Lindley, QB (Oct. 26)	Co-Offensive
	DeMarco Sampson, WR (Oct. 26)	Co-Offensive
	Brian Stahovich, P (Nov. 2)	Special Teams
10	Ronnie Hillman, RB (Sept. 13)	Offensive
	Ronnie Hillman, RB (Sept. 20)	Co-Offensive
	Ronnie Hillman, RB (Oct. 18)	Co-Offensive
	DeMarco Sampson, WR (Nov. 1)	Offensive
	Brian Stahovich, P (Nov. 1)	Special Teams
	Miles Burris, LB (Nov. 8)	Co-Defensive
	Ryan Lindley, QB (Nov. 29)	Offensive
11	Jerome Long, DL (Sept. 13)	Defensive
	Brian Stahovich, P (Sept. 13)	Special Teams
	Ronnie Hillman, RB (Sept. 19)	Co-Offensive
	Larry Parker, DB (Sept. 19)	Co-Defensive
	Ronnie Hillman, RB (Oct. 17)	Co-Offensive
	Ronnie Hillman, RB (Oct. 31)	Co-Offensive
	Nat Berhe, DB (Nov. 14)	Co-Defensive

	Ronnie Hillman, RB (Dec. 5)	Offensive
	Brian Stahovich, P (Dec. 5)	Special Teams
12	Nat Berhe, DB (Sept. 10)	Defensive
	Ryan Katz, QB (Oct. 8)	Co-Offensive
	Jake Fely, LB (Oct. 15)	Defensive
	Chance Marden, PK (Oct. 22)	Special Teams
	Jake Fely, LB (Oct. 29)	Defensive
	Colin Lockett, KR (Nov. 5)	Special Teams
	Adam Muema, RB (Nov. 26)	Co-Offensive
13	Joel Alesi, P (Oct. 7)	Special Teams
	J.J. Whittaker, DB (Nov. 25)	Defensive
	Tim Vizzi, PR (Nov. 25)	Special Teams
14	Joel Alesi, P (Sept. 29)	Special Teams
	Donnel Pumphrey, RB (Sept. 29)	Offensive
	Donnel Pumphrey, RB (Oct. 13)	Offensive
	Calvin Munson, LB (Nov. 24)	Defensive
15	Calvin Munson, LB (Sept. 7)	Defensive
	Rashaad Penny, KR (Sept. 28)	Special Teams
	Donnel Pumphrey, RB (Oct. 12)	Offensive
	Donnel Pumphrey, RB (Nov. 2)	Offensive
	Damontae Kazee, DB (Nov. 2)	Defensive
	Donny Hageman, PK (Nov. 2)	Special Teams
	Malik Smith, DB (Nov. 30)	Defensive
16	Donnel Pumphrey, RB (Sept. 12)	Offensive
	Rashaad Penny, KR (Sept. 12)	Special Teams
	Donnel Pumphrey, RB (Sept. 19)	Offensive
	Tanner Blain, P (Sept. 19)	Special Teams
	John Baron II, PK (Oct. 31)	Special Teams
17	Rashaad Penny, RB (Sept. 4)	Offensive
	Rashaad Penny, RB (Sept. 11)	Offensive
	Noble Hall, DL (Sept. 11)	Defensive
	Rashaad Penny, KR (Sept. 11)	Special Teams
	Rashaad Penny, RB (Sept. 18)	Offensive
	Kameron Kelly, DB (Sept. 18)	Defensive
	Rashaad Penny, RB (Sept. 25)	Offensive
	Juwan Washington, KR (Oct. 2)	Special Teams
	Rashaad Penny, RB (Nov. 6)	Offensive
	Rashaad Penny, KR (Nov. 20)	Special Teams
	Tariq Thompson, DB (Nov. 27)	Defensive
18	John Baron II, PK (Sept. 17)	Special Teams
	Darren Hall, DB (Sept. 24)	Defensive
	John Baron II, PK (Sept. 24)	Special Teams
	Darren Hall, DB (Oct. 8)	Defensive
	John Baron II, PK (Oct. 8)	Special Teams
	Kyahva Tezino, LB (Oct. 15)	Defensive
	Kaelin Himphill, LB (Oct. 15)	Special Teams
	John Baron II, PK (Oct. 22)	Special Teams
	Kyahva Tezino, LB (Nov. 5)	Defensive
	John Baron II, PK (Nov. 5)	Special Teams
19	Kyahva Tezino, LB (Sept. 9)	Defensive
	Matt Araiza, PK (Sept. 9)	Special Teams
	Luq Barcoo, DB (Oct. 7)	Defensive
	Brandon Heicklen, P (Oct. 21)	Special Teams
	Brandon Heicklen, P (Nov. 25)	Special Teams
	Brandon Heicklen, P (Dec. 2)	Special Teams

PD - Pacific Division

SCHOLAR-ATHLETE AWARD

Cumulative grade point average of 3.5 or better
44 times by 25 players

Yr.	Player, Position	No. Selections
Mountain West (1999-)		
00	Lon Sheriff, QB	1st
	Brian Simjanovski, PK	1st
05	Patrick Justman, OL	1st
06	Patrick Justman, OL	2nd
09	D.J. Shields, TE	1st
10	Logan Ketchum, LB	1st
	Bryce Quigley, TE	1st
	D.J. Shields, TE	2nd
11	Logan Ketchum, LB	2nd
	Bryce Quigley, TE	2nd
	D.J. Shields, TE	3rd
12	Jeff Overbaugh, LS	1st
	Bryce Quigley, TE	3rd

HISTORY ▶ CONFERENCE HONORS

AZTEC FOOTBALL MEDIA GUIDE

Conference Honors



10 STRAIGHT BOWL GAME APPEARANCES ▶ 21 CONFERENCE CHAMPIONSHIPS

CONFERENCE HONORS < HISTORY

	Dominique Sandifer, WR	1st
	D.J. Shields, TE	4th
13	Jake Bernards, QB	1st
	Jeff Overbaugh, LS	2nd
	Bryce Quigley, OL	4th
	Chad Young, FB	1st
14	Jeff Overbaugh, LS	3rd
	Paul Pitts, WR	1st
	J.J. Whittaker, DB	1st
15	Jeff Overbaugh, LS	4th
	Paul Pitts, WR	2nd
16	Kendrick Mathis, WR	1st
	Ron Smith, DB	1st
	David Wells, TE	1st
17	Brandon Heicklen, P	1st
	Tyler Morris, LB	1st
	Ron Smith, DB	2nd
	David Wells, TE	2nd
18	Daniel Bellinger, TE	1st
	Josh Bringuel, DL	1st
	Brandon Heicklen, P	2nd
	Elijah Kothe, WR	1st
	Ron Smith, DB	3rd
19	Matt Araiza, K	1st
	Daniel Bellinger, TE	2nd
	Jacob Capra, OL	1st
	Brandon Heicklen, P	3rd
	Parker Houston, TE	1st
	Jacob Jimenez, OL	1st
	Elijah Kothe, WR	2nd
	Isaac Lessard, FB	1st

ACADEMIC ALL-LEAGUE

Cumulative grade point average of 3.0 or better
182 times by 103 players

Yr.	Player, Position	No. Selections
Mountain West (1999-)		
99	Jim Ange, TE	1st
	Brian Berg, LB	1st
	Mac Cleary, LB	1st
	Brad Elmore, OL	1st
	Sheldon Pope, DB	1st
	Brian Russell, DB	1st
00	Brian Berg, LB	2nd
	Mac Cleary, LB	2nd
	Brendan Darby, OL	1st
	Shane Johnson, DB	1st
	Garret Pavelko, DB	1st
	Brian Russell, DB	2nd
	Lon Sheriff, QB	1st
	Brian Simjanovski, PK	1st
	J.R. Tolver, WR	1st
01	Lon Sheriff, QB	2nd
	Brian Simjanovski, PK	2nd
02	David Gorman, TE	1st
	Kurt Kahui, DL	1st
	Kassim Osgood, WR	1st
	Brian Simjanovski, PK	3rd
04	Matthew Callahan, OL	1st
	James Finkle, DB	1st
	Patrick Justman, OL	1st
05	Russell Allen, LB	1st
	Matthew Callahan, OL	2nd
	James Finkle, DB	2nd
	Patrick Justman, OL	2nd
06	Russell Allen, LB	2nd
	Matthew Callahan, OL	3rd
	Tyler Campbell, RB	1st
	Tony DeMartinis, DL	1st
	Scotty James, DB	1st
	Patrick Justman, OL	3rd
	Matthew Kawulok, TE	1st
	Joe Martin, LB	1st
	Nick Sandford, DB	1st
07	Russell Allen, LB	3rd
	Tony DeMartinis, DL	2nd

	Scotty James, DB	2nd
	Matthew Kawulok, TE	2nd
	Nick Sandford, DB	2nd
	Michael Stewart, DB	1st
08	Russell Allen, LB	4th
	Aaron Brewer, LS	1st
	Miles Burris, LB	1st
	Tyler Campbell, RB	2nd
	Matthew Kawulok, TE	3rd
	Darren Mougey, WR	1st
09	Aaron Brewer, LS	2nd
	Miles Burris, LB	2nd
	Doug Deakin, WR	1st
	Hunter Hewitt, TE	1st
	Matthew Kawulok, TE	4th
	Logan Ketchum, LB	1st
	Leon McFadden, DB	1st
	D.J. Shields, TE	1st
	Jonathan Soto, DL	1st
	Jacob Tauanu, DL	1st
	Jon Toledo, WR	1st
10	Aaron Brewer, LS	3rd
	Miles Burris, LB	3rd
	Doug Deakin, WR	2nd
	Dylan Denso, WR	1st
	Larry Gibbs, DL	1st
	Alex Johnson, OL	1st
	Logan Ketchum, LB	2nd
	Ernie Lawson, DL	1st
	Leon McFadden, DB	2nd
	Bryce Quigley, TE	1st
	D.J. Shields, TE	2nd
	Colin Shumate, LB	1st
	Rene Siluano, DB	1st
	Jordan Thomas, DL	1st
11	Aaron Brewer, LS	4th
	Miles Burris, LB	4th
	Larry Gibbs, DL	2nd
	Logan Ketchum, LB	3rd
	Osmond Nicholas, WR	1st
	Bryce Quigley, TE	2nd
	Adam Roberts, TE	1st
	D.J. Shields, TE	3rd
	Alston Umuolo, TE	1st
	Chad Young, FB	1st
12	Dylan Denso, WR	2nd
	Japheth Gordon, OL	1st
	Ryan Katz, QB	1st
	Daniel Kottman, DL	1st
	Derek Largent, LB	1st
	Chance Marden, PK	1st
	Jeff Overbaugh, LS	1st
	Bryce Quigley, TE	1st
	Adam Roberts, TE	1st
	Pierre Romain, DB	1st
	Dominique Sandifer, WR	1st
	D.J. Shields, TE	4th
	Tim Vizzi, WR	1st
	Chad Young, FB	1st
13	Joel Alesi, P	1st
	Jake Bernards, QB	1st
	Dylan Denso, WR	3rd
	Quinn Kaehler, QB	1st
	Derek Largent, LB	2nd
	Jeff Overbaugh, LS	2nd
	Terry Poole, OL	1st
	Brandon Porter, DB	1st
	Bryce Quigley, OL	4th
	Adam Roberts, TE	3rd
	Pierre Romain, DB	2nd
	Stan Sedberry, DB	1st
	Tim Vizzi, WR	2nd
	Chad Young, FB	3rd
14	Joel Alesi, P	1st
	Daniel Brunskill, TE	1st
	Hunter Christensen, LS	1st
	Josh Gavert, LB	1st
	Quinn Kaehler, QB	2nd

	Lloyd Mills, WR	1st
	Jeff Overbaugh, LS	3rd
	Terry Poole, OL	2nd
	Adam Roberts, FB	4th
	Pierre Romain, DB	3rd
	David Wells, TE	1st
	J.J. Whittaker, DB	1st
15	Daniel Brunskill, TE	2nd
	Luke Bussey, DB	1st
	Christian Cumberlander, WR	1st
	Arthur Flores, OL	1st
	Lloyd Mills, WR	2nd
	Jeff Overbaugh, LS	4th
	Paul Pitts III, WR	1st
	Pierre Romain, DB	4th
	Maxwell Smith, QB	1st
	David Wells, TE	2nd
	J.J. Whittaker, DB	2nd
16	Daniel Brunskill, OL	3rd
	Troy Cassidy, LB	1st
	Arthur Flores, OL	2nd
	Parker Houston, TE	1st
	Kyle Kelley, DL	1st
	Isaac Lessard, FB	1st
	Kendrick Mathis, WR	1st
	Ron Smith, DB	1st
	Sam Tai, DL	1st
	David Wells, TE	3rd
17	John Carroll, FB	1st
	Troy Cassidy, LB	2nd
	Dominic Gudino, OL	1st
	Brandon Heicklen, P	1st
	Parker Houston, TE	2nd
	Isaac Lessard, FB	2nd
	Trey Lomax, DB	1st
	Anthony Luke, DL	1st
	Tyler Morris, LB	1st
	Ron Smith, DB	2nd
	David Wells, TE	4th
18	Daniel Bellinger, TE	1st
	Troy Cassidy, LB	3rd
	Marc Ellis, S	1st
	Darren Hall, DB	1st
	Brandon Heicklen, P	2nd
	Parker Houston, TE	3rd
	Elijah Kothe, WR	1st
	Isaac Lessard, FB	3rd
	Anthony Luke, DL	2nd
	Caden McDonald, LB	1st
	Kobe Smith, WR	1st
	Ron Smith, DB	3rd
19	Andrew Alves, FB	1st
	Matt Araiza, PK	1st
	Daniel Bellinger, TE	2nd
	Jacob Capra, OL	1st
	Troy Cassidy, LB	4th
	Darren Hall, DB	2nd
	Brandon Heicklen, P	3rd
	Parker Houston, TE	4th
	Elijah Kothe, WR	2nd
	Isaac Lessard, FB	4th
	Caden McDonald, LB	2nd
	Michael Shawcroft, LB	1st
	Grady Vazquez, FB	1st

AZTEC FOOTBALL MEDIA GUIDE

Team Awards



10 STRAIGHT BOWL GAME APPEARANCES ► 21 CONFERENCE CHAMPIONSHIPS

JOHN SIMCOX MEMORIAL TROPHY

The Simcox Trophy has been presented annually since 1962 by former Aztec Leon W. Parma ('51) to the team MVP.

Yr.	Player
CCAA (1939-67)	
1962	Kern Carson, RB
1963	Mario Mendez, RB
1964	Gary Garrison, WR
1965	Gary Garrison, WR
1966	Don Horn, QB
1967	Haven Moses, WR
1968	Tom Nettles, WR
PCAA (1969-75)	
1969	Dennis Shaw, QB
1970	Tim Delaney, TE
1971	Tom Reynolds, WR
1972	Isaac Curtis, WR
1973	Jesse Freitas, QB
1974	Dwight McDonald, WR
1975	Craig Penrose, QB
1976	Travis Hitt, LB
1977	David Turner, RB
WAC (1978-98)	
1978	Phil DuBois, RB
1979	Tony Allen, RB
1980	Kevin Mitchell, LB
1981	Matt Kofler, QB
1982	Darius Durham, WR
1983	Jim Sandusky, WR
1984	Tory Nixon, DB
1985	Webster Slaughter, WR
1986	Todd Santos, QB
1987	Todd Santos, QB
1988	Monty Gilbreath, WR
1989	Paul Hewitt, RB
1990	John Wesselman, DB
1991	Dan McGwire, QB
1992	David Lowery, QB
1993	Marshall Faulk, RB
1994	Marshall Faulk, RB
1995	Wayne Pittman, RB
1996	George Jones, RB
1997	Billy Blanton, QB
1998	Kyle Turley, OL
1998	Damon Gourdine, WR
MW (1999-)	
1999	Rico Curtis, DB
2000	Jomar Butler, LB
2001	Larry Ned, RB
2002	J.R. Tolver, WR
2003	Kirk Morrison, LB
2004	Kirk Morrison, LB
2005	Freddy Keiaho, LB
2006	Joe Martin, LB
2007	Kevin O'Connell, QB
2008	Russell Allen, LB
2009	Jerry Milling, LB
2010	Vincent Brown, WR
2011	Ronnie Hillman, RB
2012	Leon McFadden, DB
2013	Nat Berhe, DB
2014	Donnel Pumphrey, RB
2015	Donnel Pumphrey, RB
2016	Donnel Pumphrey, RB
2017	Rashaad Penny, RB
2018	Kyahva Tezino, LB
2019	Kyahva Tezino, LB

BYRON H. CHASE MEMORIAL TROPHY

Originally presented to the outstanding offensive and defensive linemen in memory of Byron H. Chase '50. From 1994 to 2001, the award was expanded to include six positions. Currently, the award is presented to the outstanding offensive and defensive players.

Yr.	Player, Position
CCAA (1939-67)	
1952	Bill Vincent
1953	Frank Acosta
	Ed Johns
1954	Ed Johns
1955	Jay Gutowski
1956	Jay Gutowski
1957	Braxton Pinkins
1958	Dennis Magee
1959	Leroy Dotson
1960	Bob Moss
1961	David Lay
1962	David Lay
1963	John Farris
1964	John Farris
1965	Ralph Wenzel
1966	Leo Carroll
1967	Steve Duich
1968	Larry Findley, off.
	Fred Dryer, def.
PCAA (1969-75)	
1969	Bill Pierson, off.
	Bill Van Leeuwen, def.
1970	Henry Allison, off.
	Leon Van Gorkum, def.
1971	Steve Henson, off.
	Ty Youngs, def.
1972	Chris Miller, off.
	Randy Bixler, def.
1973	Claudie Minor, off.
	Rich Ash, def.
1974	Tony Bachmann, off.
	Bobby Henderson, def.
1975	Charlie Wortiska, off.
	Reggie Lewis, def.
1976	Ed Imo, def.
	Mike Solari, off.
	Dave Johnston, off.
1977	Scott Bradley, off.
	Ed Imo, def.
WAC (1978-98)	
1978	Pete Inge, off.
	Kent Perkov, def.
1979	Pete Inge, off.
	Randy Mastin, def.
1980	Ulima Afoa, off.
	Jim Wilks, def.
1981	Matt Long, off.
	Mike Vance, def.
1982	Greg Foster, off.
	Doug Reed, def.
1983	Matt Long, off.
	Jeff Miller, def.
1984	Rich Moran, off.
	Mike Stevens, def.
1985	Doug Aronson, off.
	Todd Richards, def.
1986	Doug Aronson, off.
	Levi Esene, def.
1987	Dave DesRochers, off.
	Brett Faryniarz, def.
1988	Kevin Wells, off.
	Brad Burton, def.

1989	Roman Fortin, off.
	Milt Wilson, def.
1990	Nick Subis, off.
	Pio Sagapolutele, def.
1991	Kevin Macon, off.
	Eric Duncan, def.
1992	Tony Nichols, off.
	Jamal Duff, def.
	La'Roi Glover, def.
1993	Carlson Leomiti, off.
	La'Roi Glover, def.
1994	Chris Finch, OG
	La'Roi Glover, DL
	Wayne Pittman, RB
	Curtis Shearer, WR
	Scott Blade, LB
	Ricky Parker, DB
1995	Chris Finch, OG
	La'Roi Glover, DT
	George Jones, RB
	Will Blackwell, WR
	Craigus Thompson, LB
	Ricky Parker, DB
1996	Kyle Turley, OT
	Adrian Ioja, DE
	George Jones, RB
	Will Blackwell, WR
	Craigus Thompson, LB
	Jason Moore, DB
1997	Kyle Turley, OT
	Jonas Lewis, RB
	Az Hakim, WR
	Kabeer Gbaja-Biamila, DE
	Rico Curtis, SS
	Andy Osborne, LB
1998	Mike Malano, C
	Jonas Lewis, RB
	Damon Gourdine, WR
	Kabeer Gbaja-Biamila, DE
	Joseph Tuipala, LB
	Rico Curtis, FS
MW (1999-)	
1999	Mike Malano, C
	Larry Ned, RB
	Damon Gourdine, WR
	Kabeer Gbaja-Biamila, DE
	Jerome Haywood, DT
	Joey Mayo, LB
	Rico Curtis, DB
2000	David Moreno, OL
	Jerome Haywood, DT
	James Truvillion, RB
	J.R. Tolver, WR
	Jomar Butler, LB
	Ricky Sharpe, DB
2001	Chester Pitts, OL
	Jerome Haywood, DL
	Larry Ned, RB
	J.R. Tolver, WR
	Jomar Butler, LB
	Will Demps, DB
2002	Johnathan Ingram, C
2003	Lynell Hamilton, RB
	Matt McCoy, LB
2004	Jeff Webb, WR
	Heath Farwell, LB
2005	Jeff Webb, WR
	Kurt Kahui, DL
2006	Atiyyah Henderson, RB
	Brett Sturm, S
2007	Kevin O'Connell, QB
	Ray Bass, S
2008	Ryan Lindley, QB
	Corey Boudreaux, S

2009	Ryan Lindley, QB
	DeMarco Sampson, WR
	Jerry Milling, LB
	Luke Laolagi, LB
2010	Ryan Lindley, QB
	DeMarco Sampson, WR
	Ernie Lawson, DL
	Miles Burris, LB
2011	Ryan Lindley, QB
	Miles Burris, LB
2012	Adam Muema, RB
	Jake Fely, LB
2013	Quinn Kaehler, QB
	Ezell Ruffin, WR
	Nat Berhe, DB
2014	Donnel Pumphrey, RB
	Calvin Munson, LB
2015	Donnel Pumphrey, RB
	Damontae Kazee, DB
	Calvin Munson, LB
2016	Donnel Pumphrey, RB
	Damontae Kazee, DB
2017	Rashaad Penny, RB
	Kameron Kelly, DB
2018	Ryan Agnew, QB
	Kyahva Tezino, LB
2019	Jesse Matthews, WR
	Kyahva Tezino, LB

DR. R. HARDY/ C.E. PETERSON MEMORIAL TROPHY

Presented annually to honor team captains. Perpetual trophy donated by Ken Johnson, 1928.

Yr.	Player, Position
CCAA (1939-67)	
1966	Don Horn, off.
	John Wittler, def.
1967	Haven Moses, off.
	Cliff Hancock, def.
1968	Dennis Shaw, off.
	Mike Meagher, def.
PCAA (1969-75)	
1969	Dennis Shaw, off.
	Tim Burnett, def.
1970	Tim Delaney, off.
	Leon Van Gorkum, def.
1971	Brian Sipe, off.
	Willie Buchanon, def.
1972	Bill Donckers, off.
	Bill Ferguson, def.
1973	Jesse Freitas, off.
	Joe Amaral, def.
1974	Bill Kramer, off.
	Bobby Henderson, def.
1975	Monty Reed, off.
	Ed Kertel, def.
1976	Tom Craft, off.
	Travis Hitt, def.
1977	Joe Davis, off.
	Whip Walton, def.
WAC (1978-98)	
1978	Don Warren, off.
	Steve Jorde, def.
1979	Pete Inge, off.
1980	Ulima Afoa, off.
	Rick Carusa, def.
1981	Matt Kofler, off.
	Vernon Dean, def.
1982	Matt Long, off.
	Mike Fox, def.

HISTORY ► TEAM AWARDS

AZTEC FOOTBALL MEDIA GUIDE

Team Awards



10 STRAIGHT BOWL GAME APPEARANCES ► 21 CONFERENCE CHAMPIONSHIPS

TEAM AWARDS ◀ HISTORY

1983	Matt Long, off. Thomas Carter, def.
1984	Rich Moran, off. Herb Brohn, def. Casey Brown, off. Dan Knight, off. Mike Stevens, def. LeRoy Wardell, def.
1986	Levi Esene, def. Doug Aronson, def. Corey Gilmore, off.
1987	Todd Santos, off. Brett Faryniarz, def. Reggie Blaylock, off. Clarence Nunn, def. Alfred Jackson, off.
1988	Kevin Wells, off. Mario Mitchell, def.
1989	Monty Gilbreath, off. John Wesselman, def. Keith Owens, spec. teams
1990	Dan McGwire, off. Lou Foster, def. Andy Trakas, spec. teams
1991	Jim Jennings, off. Lou Foster, def. Zac Stokes, spec. teams
1992	David Lowery, off. Tracey Mao, def. Andy Trakas, spec. teams
1993	Carlson Leomiti, off. Darrell Lewis, def.
1994	Wayne Pittman, off. Chris Finch, off. Scott Blade, def. La'Roi Glover, def.
1995	Chris Finch, off. La'Roi Glover, def. Ricky Parker, def.
1996	Billy Blanton, off. Adrian Ioja, def. Craigus Thompson, def. Freddie Edwards, spec. teams
1997	Kyle Turley, off. Andy Osborne, def. Julius McChristian, def.
1998	Brian Russell, off. Joe Jackson, def. Joseph Tuipala, def. Mike Duran, spec. teams Mac Cleary, spec. teams

MW (1999-)

1999	Mike Malano, off. Larry Ned, off. Rico Curtis, def. Scottie Nicholson, def. Sheldon Pope, spec. teams
2000	Lon Sheriff, off. J.R. Tolver, off. Brian Russell, def. Jerome Haywood, def. Ricky Sharpe, spec. teams
2001	Larry Ned, off. Jerome Haywood, def. Will Demps, def. Josh Dean, spec. teams
2002	J.R. Tolver, off. Akbar Gbaja-Biamila, def.
2003	Adam Hall, off. Jeff Shoate, def.
2004	Kevin O'Connell, off. Kirk Morrison, def. Stephen Larsen, spec. teams
2005	Kevin O'Connell, off.

2006	Freddy Keiaho, def. Kevin O'Connell, off. Lynell Hamilton, off. Reggie Grigsby, def. Joe Martin, def.
2007	Kevin O'Connell, off. Mike Kravetz, off. Chaz Schilens, off. Russell Allen, def. Ray Bass, def. Nick Osborn, def.
2008	Darren Mougey, off. Mike Schmidt, off. Corey Boudreaux, def. Russell Allen, def. Siaosi Fifita, def.
2009	Tony DeMartinis, off. Jerry Milling, def.
2010	Doug Deakin, off. Ernie Lawson, def. Andrew Preston, def.
2011	Ryan Lindley, off. J.J. Autele, def. Miles Burris, def. Walter Kazee, off.
2012	Dominique Sandifer, off. Leon McFadden, def. Colin Lockett, off. Bryce Quigley, off. Nat Berhe, def.
2013	Terry Poole, off. Ezell Ruffin, off. Sam Meredith, def. J.J. Whittaker, def. Dakota Gordon, off. Pearce Slater, off. Jake Fely, def. J.J. Whittaker, def.
2014	Donnel Pumphrey, off. Nico Siragusa, off. Alex Barrett, def. Damontae Kazee, def. Calvin Munson, def.
2015	Rashaad Penny, off. Antonio Rosales, off. Kameron Kelly, def. Trey Lomax, def.
2016	John Baron II, spec. teams Christian Chapman, off. Ronley Lakalaka, def. Kyahva Tezino, def.
2017	none
2018	none
2019	none

PRESIDENT'S AWARD

Presented to the player who has achieved the highest standards of athletic and academic excellence.

Yr. Player, Class

WAC (1978-98)

1986	Chris Kilby
1987	Chuck Nixon
1988	Roman Fortin
1989	Brad Burton
1990	Derek Sang
1991	Damon Pieri
1992	Darrell Lewis
1993	Damon Pieri
1994	Peter Holt
1995	Ray Peterson
1996	Daryl Hawkins
1997	Peter Holt
1998	Miles Fates
1999	Scott Auerbach

MW (1999-)

1999	Sheldon Pope
2000	Brian Russell
2001	Lon Sheriff Sikot Uipi, most imp.
2002	Brook Miller, most imp. Lon Sheriff
2003	James Finkle, So. Adam Gray-Hayward, Jr. Reggie Grigsby, most imp. Adam Hall, Sr. Kwan Howard, R-Fr. Patrick Justman, Fr.
2004	Matt Callahan, Fr. Derrick Durbin, most imp. Patrick Justman, So. Kirk Morrison, Sr. Shane Russell, Jr.
2005	Matt Callahan, So. Kwan Howard, most imp. Patrick Justman, Jr. Adam Miller, Sr. Josh Ulibarri, Fr.
2006	Matt Callahan, Jr. Scotty James, Jr. Patrick Justman, Sr. Mike Kravetz, most imp. Nick Sandford, Fr. Josh Ulibarri, So.
2007	Ted Edwards, Sr. Matthew Kawulok, So. Chaz Schilens, most imp. Michael Stewart, Jr. B.J. Williams, Fr. Russell Allen, Sr. Miles Burris, Fr. Doug Deakin, So. Bryan Finkel, Jr.
2008	Matthew Kawulok, Sr. Logan Ketchum, Jr. Miles Burris, Sr. D.J. Shields, Sr.
2009	Bryce Quigley, Sr. Jeff Overbaugh, Jr.
2010	Pierre Romain, Sr. Daniel Brunskill, Sr.
2011	Arthur Flores, Sr.
2012	David Wells, Sr.
2013	Mark Ellis, Sr.
2014	Ron Smith, Jr.
2015	Brandon Hecklen, Sr.
2016	Parker Houston, Sr.
2017	
2018	
2019	

MOST INSPIRATIONAL PLAYER

Yr. Player

PCAA (1969-75)

1961	David Stenson
1962	Warren Simmons
1963	Joe Gibbs
1964	John Goddon
1965	Ken Madison
1966	Jon Wittler
1967	Cliff Hancock
1968	Mike Meagher
1969	Tim Delaney
1970	Tim Delaney Terry Mendenhall
1971	Ty Youngs
1972	Bill Ferguson
1973	Darold Nogle
1974	Rance Olison
1975	Bob Johnson

1976	Herman Edwards
1977	Ed Imo
WAC (1978-98)	
1978	Dave Katzenmeyer
1979	Terrell Ward
1980	Kevin Mitchell
1981	Jerome Franey
1982	Alan Dale
1983	Thomas Carter
1984	Mike Waters
1985	Jack Eaton
1986	Mike Ariey
1987	Reggie Blaylock
1988	Monty Gilbreath
1989	Joe Santos
1990	Lou Foster
1991	Lou Foster
1992	Tracey Mao
1993	Wayne Pittman
1994	Ray Peterson
1995	Ricky Parker
1996	Craigus Thompson
1997	Julius McChristian
1998	Joe Jackson Scottie Nicholson

MW (1999-)

1999	Scottie Nicholson
2000	Jerome Haywood
2001	Jerome Haywood
2002	Johnathan Ingram
2003	Jeff Shoate
2004	Robert Ortiz Marviel Underwood
2005	Kurt Kahui
2006	Robert Miller
2007	Ernie Lawson
2008	Eric Miclot
2009	Davon Mauldin
2010	Doug Deakin
2011	J.J. Autele
2012	Walter Kazee
2013	Chad Young
2014	Jake Fely
2015	Jake Fely J.J. Whittaker
2016	Calvin Munson
2017	Antonio Rosales
2018	John Baron II
2019	Ronley Lakalaka Isaac Lessard Kyahva Tezino

PREP PLAYER AWARD

Awarded by the Mesa Distributing Co., Inc., to the top scout-team players.

Yr. Player, Position

WAC (1978-98)

1982	Mark Grey, off. James Johnson, def.
1983	Dan Knight, off. Todd Richards, def. Maurice Sowell, off. Stuart Busbee, def.
1984	Ron Hawkins, off. Dave DesRochers, def.
1985	John Moomaw, off. Brett Branco, def.
1986	Jim Miele, off. Frank Pulice, def.
1987	Larry Maxey, off. Eric Nelson, def.
1988	Bob Shults, off. George Glaze, def. Chris Rodahoffer, def.
1989	

AZTEC FOOTBALL MEDIA GUIDE

Team Awards



10 STRAIGHT BOWL GAME APPEARANCES ► 21 CONFERENCE CHAMPIONSHIPS

1990	Beveren Means, off. Tyrone Morrison, def.
1991	Ray Peterson, off. Shawn Smith, def.
1992	Marlon Manassa, off. Michael Driver, def.
1993	Will Blackwell, off. Avo Avetisyan, def.
1994	Tyrone Evans, off. Joseph Tuipala, def.
1995	Andrew Kline, off. Kabeer Gbaja-Biamila, def.
1996	Lamont Webb, off. M.J. Rzeznik, def.
1997	Mac Cleary, def. Greg Morena, off. Akbar Gbaja-Biamila, def.
1998	Daniel Gourdine, off. M.J. Rzeznik, def.
MW (1999-)	
1999	Jon Geisler, off. DeAngelo Nedd, def. Beau Trickey, def.
2000	Adam Hall, off. Kirk Morrison, def. Jason Perry, def.
2001	Jasper Harvey, off. Robert Ortiz, off. Heath Farwell, def.
2002	Joe Martin, def. Brett Sturm, off. Jason Van, off.
2003	Darron Howard, off. Chaz Schilens, off. Antwan Applewhite, def.
2004	Darren Mougey, off. Emil Metroka, def.
2005	Tyler Campbell, off. Avery Williams, def.
2006	Davon Brown, off. Andrew Preston, def.
2007	John Rivera, off. DeMarco Sampson, off. Miles Burris, def.
2008	Josh Ulibarri, off. Demetrius Barksdale, def.
2009	Robert Gregorio, off. Eron Moses, def. Jacob Driver, spec. teams
2010	Adam Dingwell, off. Everett Beed, def. Jacob Driver, spec. teams
2011	Chase Price, off. Chris Gordert, def.
2012	Daniel Brunskill, off. Kendrick Mathis, off. Lloyd Mills, off. Kevin Campano, def. Kenny Galea'i, def.
2013	Nick Rudolph, spec. teams Kene Anigbogodu, off. Chase Favreau, off. D.J. Hunter, def. Fred Melifonwu, def. Kalan Montgomery, spec. teams
2014	Kevin Campano, off. Andrew Schuurs, off. Joe Salcedo, def. Noble Hall, def.
2015	Ryan Agnew, off. Kyahva Tezino, def. Jeff Clay, special teams
2016	Elijah Preston, off. Dru Mathis, def.

2017	Brandon Fitzpatrick, spec. teams Brandon Fitzpatrick, off. Mark Brown, def.
2018	Micah Wierenga, spec. teams Kashan Griffin, off. Jesse Matthews, off. Josh Bornes, def. Andrew Alves, spec. teams
2019	Brandon Crenshaw-Dickson, off. Nassir Sims, def. Garret Fountain, spec. teams

MOST VALUABLE SPECIAL TEAMS PLAYER

Perpetual trophy donated by Richard L. Wagner.

Yr.	Player
PCAA (1969-75)	
1976	Terry Donovan
1977	Lew Chumich
WAC (1978-98)	
1978	Steve Duncan
1979	Al Fanchin
1980	Al Fanchin
	Mike Jezulin
1981	Mike Jezulin
1982	Steve Bullington
	Marco Morales
1983	Tracy Thompson
1984	Tracy Thompson
1985	Chris O'Brien
1986	Monty Gilbreath
1987	Wayne Ross
1988	John Wesselman
1989	John Wesselman
1990	Andy Trakas
1991	Zac Stokes
1992	Andy Trakas
1993	Curt Collins
1994	Ken Overby
1995	Freddie Edwards
1996	Freddie Edwards
	Noel Prefontaine
1997	Rico Curtis
1998	Mac Cleary
	Mike Duran

MW (1999-)	
1999	James Truvillion
2000	Garret Pavelko
2001	Brian Simnjanovski
2002	Brian Simnjanovski
2003	J.C. Mejia
2004	Kyle Conerly
2005	Michael Hughes
2006	Tyler Schmitt
2007	Tyler Schmitt
2008	Tyler Campbell
2010	Brian Stahovich
2011	Chad Young
2012	Scott Graves
2013	Tim Vizzi
2014	Donny Hageman
2015	Rashaad Penny
2016	Rashaad Penny
	Quest Truxton
2017	Israel Cabrera
2018	John Baron II
2019	Brandon Heicklen

OUTSTANDING FRESHMAN AWARD

Yr.	Player
MW (1999-)	
2009	Nik Embernate, OL
2010	Ronnie Hillman, RB
2011	Jake Fely, LB
2012	Seamus McMorrow, PK/P
2013	Donnel Pumphrey, RB
2014	Trey Lomax, S
2015	Parker Baldwin, S
2016	Parker Houston, TE
	Juwan Washington, RB
2017	Keith Ismael, OL
	Tariq Thompson, S
2018	Jordan Byrd, RB/KR/PR
	Darren Hall, CB
2019	Jesse Matthews, WR
	Cameron Thomas, DL

OFFENSIVE LINEMAN OF THE YEAR

Yr.	Player
MW (1999-)	
2011	Tommie Draheim
2012	Nik Embernate
2013	Bryce Quigley
2014	Terry Poole
2015	Pearce Slater
2016	Daniel Brunskill
2017	Tyler Roemer
2018	Keith Ismael
2019	Keith Ismael

DEFENSIVE LINEMAN OF THE YEAR

Yr.	Player
MW (1999-)	
2011	Jerome Long
2012	Sam Meredith
2013	Jordan Thomas
2014	Alex Barrett
2015	Alex Barrett
2016	Alex Barrett
2017	Dakota Turner
2018	Noble Hall
2019	Cameron Thomas

Awards No Longer Presented

MOST IMPROVED PLAYER

Yr.	Player, Position
WAC (1978-98)	
1983	Richard Brown
1984	Dan Gaston
1985	Vince Warren
1986	Duane Pettitt
1987	Mike Knutson
1988	Samida Tuiaana
1989	Jim Jennings
1990	Kevin Macon
1991	Sebastian Glaze
1992	Mark Roberts
1993	Doug Tom
1994	Billy Blanton
1995	Kyle Turley
1996	Obafemi Ayanbadejo
	Jason Moore
1997	Rico Curtis
	Jesus Reyes

1998	Rick Austin Darryl Jones
MW (1999-2008)	
1999	Ted Printy Antwone Young
2000	Brendan Darby, off. Andrew Brigham, def. Brian Simnjanovski, spec. teams
2001	Johnathan Ingram, off. Kirk Morrison, def. Garret Pavelko, def. Justin Green, spec. teams Jason Perry, spec. teams
2002	Amon Arnold
2003	Mike Kracalik, off. Brook Miller, def.
2004	Brandon Bornes, off. Blake Lobel, def.
2005	Chaz Schilens
2006	Ornan Nwansi
2007	Mike Kravetz, off. Corey Boudreaux, def. Roberto Wallace, off. B.J. Williams, def.
2008	Lance Louis, off. Jerry Milling, def.

IRON MAN SPECIAL TEAMS AWARD

Yr.	Player
MW (1999-2008)	
2004	Heath Farwell
2005	Eric Hodge
2006	Freddy Dunkle Nick Sanford
2007	Tyler Campbell
2008	Dey Juan Hemmings

ACADEMIC INITIATIVE AWARD

Yr.	Player
MW (1999-2008)	
2003	Michael Franklin
2004	Reggie Grigsby
2005	Fale Poumele
2006	Andrew Schantz
2007	Mike Kravetz
2008	Lance Louis Jerry Milling

COACHES AWARD

Yr.	Player, Position
MW (2004-08)	
2004	Josh Dean, def. Mike Kracalik, off.
2005	Marcus Demps, def. Michael Franklin, off. Robert Ortiz, off.
2006	Jonathan Bailes, def. Patrick Justman, off. Terrell Maze, def. Emil Metroka, def.
2007	Fred Amano, off. Lynell Hamilton, off. Steve Schmidt, off. Ornan Nwansi, def.
2008	Gerard Armstrong, def. T.J. McKay, def. Darren Mougey, off. Mike Schmidt, off. Justin Shaw, off.

HISTORY ► TEAM AWARDS

AZTEC FOOTBALL MEDIA GUIDE




AZTECS In The NFL Draft

San Diego State has a storied history of sending its student-athletes to the National Football League. Over the years, the Aztecs have had 161 players selected in the NFL Draft, which leads the Mountain West. Of that total, 57 have been picked within the first 100 selections.



Rashaad Penny (above) was a first-round pick by the Seattle Seahawks in 2018, making him the second running back taken in the draft.



Tight end Kahale Warring (above) was taken in the third round with the 86th pick in the 2019 NFL Draft by the Houston Texans. Warring caught 51 passes for 637 yards and eight touchdowns for his career, including 31 catches for 372 yards and three TDs in 2018 as an honorable mention all-MW pick.



Guard Nico Siragusa (left), was chosen in the fourth round at 122nd overall by the Baltimore Ravens, while his former teammate, running back Donnel Pumphrey (above), was selected in the fourth round as the 132nd overall pick of the 2017 NFL Draft by the Philadelphia Eagles.

Aztecs In First 100 NFL Picks

Ranked By Selection -- 57 top-100 selections

Year	Name, Team	Pos.	Rd.	Pick
1994	Marshall Faulk, Indianapolis Colts	RB	1	2
1998	Kyle Turley, New Orleans Saints	T	1	7
1972	Willie Buchanon, Green Bay Packers	DB	1	7
1968	Haven Moses, Buffalo Bills	WR	1	9
1969	Fred Dryer, New York Giants	DE	1	13
1973	Isaac Curtis, Cincinnati Bengals	WR	1	15
1991	Dan McGwire, Seattle Seahawks	QB	1	16
1967	Don Horn, Green Bay Packers	QB	1	25
2018	Rashaad Penny, Seattle Seahawks	RB	1	27
1975	Monte Jackson, Los Angeles Rams	DB	2	28
1994	Darnay Scott, Cincinnati Bengals	WR	2	30
1970	Dennis Shaw, Buffalo Bills	QB	2	30
1967	Leon Carroll, Atlanta Falcons	DE	2	31
1985	Tory Nixon, Washington Redskins	DB	2	33
1971	Ken Burrow, Atlanta Falcons	WR	2	33
1967	Don Shy, Pittsburgh Steelers	RB	2	35
1967	Bob Jones, Chicago Bears	DB	2	36
1986	Webster Slaughter, Cleveland Browns	WR	2	43
1978	David Turner, Cincinnati Bengals	RB	2	45
1954	Norm Nygaard, Los Angeles Rams	B	4	46
2013	Gavin Escobar, Dallas Cowboys	TE	2	47
1982	Matt Kofler, Buffalo Bills	QB	2	48
1967	Bob Howard, San Diego Chargers	DB	2	48
1982	Vernon Dean, Washington Redskins	DB	2	49
1972	Tom Reynolds, New England Patriots	WR	2	49
1952	Volney Quinlan, Los Angeles Rams	B	4	49
2002	Chester Pitts, Houston Texans	G	2	50
1971	Henry Allison, Philadelphia Eagles	G	2	50
1992	Patrick Rowe, Cleveland Browns	WR	2	52
1997	Will Blackwell, Pittsburgh Steelers	WR	2	53
1978	Ron Smith, Los Angeles Rams	WR	2	53
1983	Clinton Sampson, Denver Broncos	WR	3	60
1987	Robert Awalt, St. Louis Cardinals	TE	3	62
1985	James Johnson, Detroit Lions	LB	3	62
2005	Matt McCoy, Philadelphia Eagles	OLB	2	63
2012	Ronnie Hillman, Denver Broncos	RB	3	67
2013	Leon McFadden, Cleveland Browns	DB	3	68
1974	Claudie Minor, Denver Broncos	T	3	68
1985	Rich Moran, Green Bay Packers	G	3	71
1976	Duke Ferguson, Dallas Cowboys	WR	3	73
1978	Whip Walton, Minnesota Vikings	LB	3	75
1969	Lloyd Edwards, Oakland Raiders	TE	3	75
1965	Gary Garrison, Philadelphia Eagles	WR	6	77
2005	Kirk Morrison, Oakland Raiders	ILB	3	78
1984	Sean McNanie, Buffalo Bills	DE	3	79
1983	Todd Seabaugh, Pittsburgh Steelers	LB	3	79
2011	Vincent Brown, San Diego Chargers	WR	3	82
1972	Martin Imhof, St. Louis Cardinals	DT	4	84
1991	Pio Sagapolutele, Cleveland Browns	DT	4	85
1983	Phil Smith, Baltimore Colts	WR	4	85
2019	Kahale Warring, Houston Texans	TE	3	86
1973	Bill Ferguson, New York Jets	LB	4	90
1972	Robert West, Dallas Cowboys	WR	4	90
2008	Kevin O'Connell, New England Patriots	QB	3	94
2006	Freddy Keiaho, Indianapolis Colts	ILB	3	94
1998	Az Hakim, St. Louis Rams	WR	4	96
1986	Dan Knight, Green Bay Packers	T	4	98



Year	Name, Team	Pos.	Rd.	OP
1952	Volney Quinlan, Los Angeles Rams	B	4	49
	Art Preston, Los Angeles Rams	B	21	253
1953	Hugh Latham, San Francisco 49ers	T	17	201
	Paul Held, Detroit Lions	B	19	229
1954	Norm Nygaard, Los Angeles Rams	B	4	46
1955	Bob Newton, San Francisco 49ers	G	17	202
1963	Neal Petties, Baltimore Colts	E	14	187
	Kern Carson, Baltimore Colts	B	17	229
1964	John Farris, Los Angeles Rams	T	11	147
	John Butler, Baltimore Colts	RB	20	274
1965	Gary Garrison, Philadelphia Eagles	WR	6	77
	Jim Allison, San Diego Chargers	FB	12	94
	John Godden, San Diego Chargers	LB	16	126
	Leon Standridge, San Francisco 49ers	E	18	240
1966	Jeff Staggs, San Diego Chargers	LB	3	26
	Ray Schmutz, Oakland Raiders	LB	8	na
	Cliff Kinney, Oakland Raiders	LB	9	80
	Ralph Wenzel, Green Bay Packers	G	11	168
	Larry Martin, Minnesota Vikings	T	13	195
	Houston Ridge, San Diego Chargers	DE	13	117
1967	Don Horn, Green Bay Packers	QB	1	25
	Leo Carroll, Atlanta Falcons	DE	2	31
	Don Shy, Pittsburgh Steelers	RB	2	35
	Bob Jones, Chicago Bears	DB	2	36
	Bob Howard, San Diego Chargers	DB	2	48
	Nate Johns, San Diego Chargers	WR	6	147
	John Williams, Philadelphia Eagles	DB	7	174
	Craig Scoggins, San Diego Chargers	WR	15	381
	1968	Haven Moses, Buffalo Bills	WR	1
Steve Duich, Green Bay Packers		T	5	121
John Beck, New Orleans Saints		DB	12	303
Ted Washington, Cincinnati Bengals		RB	13	354
1969	Fred Dryer, New York Giants	DE	1	13
	Lloyd Edwards, Oakland Raiders	TE	3	75
	Tom Nettles, Kansas City Chiefs	WR	7	179
	Doug Fisher, Pittsburgh Steelers	LB	12	290
1970	Dennis Shaw, Buffalo Bills	QB	2	30
	Billie Hayes, Cincinnati Bengals	DB	4	104
	Lon Woodard, New Orleans Saints	DE	7	166
	Bill Pierson, New York Jets	C	12	306
1971	Ken Burrow, Atlanta Falcons	WR	2	33
	Henry Allison, Philadelphia Eagles	G	2	50
	Tom Shellabarger, Philadelphia Eagles	T	5	108
	Tom Hayes, Atlanta Falcons	DB	6	137
	Leon Van Gorkum, San Diego Chargers	DE	8	195
	Lindsey James, Atlanta Falcons	RB	16	397
1972	Willie Buchanon, Green Bay Packers	DB	1	7
	Tom Reynolds, New England Patriots	WR	2	49
	Martin Imhof, St. Louis Cardinals	DT	4	84
	Robert West, Dallas Cowboys	WR	4	90
	Bruce Ward, San Diego Chargers	G	6	141
	Brian Sipe, Cleveland Browns	QB	13	330
	Marv Owens, Minnesota Vikings	RB	14	361
1973	Isaac Curtis, Cincinnati Bengals	WR	1	15
	Bill Ferguson, New York Jets	LB	4	90
	Jim Peterson, Los Angeles Rams	DE	6	133
	Joe Lavender, Philadelphia Eagles	DB	12	288
1974	Claudie Minor, Denver Broncos	T	3	68
	Jesse Freitas, San Diego Chargers	QB	6	133

Year	Name, Team	Pos.	Rd.	OP
1975	Monte Jackson, Los Angeles Rams	DB	2	28
1976	Duke Ferguson, Dallas Cowboys	WR	3	73
	Craig Penrose, Denver Broncos	QB	4	107
	Greg Boyd, New England Patriots	DE	6	170
	Mike Gilbert, Philadelphia Eagles	DT	11	300
	Mel Jacobs, Detroit Lions	WR	13	363
Reggie Lewis, San Francisco 49ers	DE	16	443	
1977	Bill Helms, New York Giants	TE	11	284
1978	David Turner, Cincinnati Bengals	RB	2	45
	Ron Smith, Los Angeles Rams	WR	2	53
	Whip Walton, Minnesota Vikings	LB	3	75
	Mike Douglass, Green Bay Packers	LB	5	116
	Terry Jackson, New York Giants	DB	5	120
Dennis Pearson, Atlanta Falcons	WR	5	125	
1979	Don Warren, Washington Redskins	TE	4	103
	Henry Williams, Oakland Raiders	DB	6	156
	Kent Perkov, Cleveland Browns	DE	8	204
1980	Terrell Ward, Philadelphia Eagles	DB	7	188
	Kevin Fidel, Cleveland Browns	C	10	263
1981	Reuben Henderson, Chicago Bears	DB	6	150
	Jim Wilks, New Orleans Saints	DT	12	305
1982	Matt Kofler, Buffalo Bills	QB	2	48
	Vernon Dean, Washington Redskins	DB	2	49
1983	Clinton Sampson, Denver Broncos	WR	3	60
	Todd Seabaugh, Pittsburgh Steelers	LB	3	79
	Phil Smith, Baltimore Colts	WR	4	85
	Doug Reed, Los Angeles Rams	DT	4	111
	Darius Durham, Tampa Bay Buccaneers	WR	10	270
1984	Sean McNanie, Buffalo Bills	DE	3	79
	Mike Saxon, Detroit Lions	P	11	300
1985	Tory Nixon, Washington Redskins	DB	2	33
	James Johnson, Detroit Lions	LB	3	62
	Rich Moran, Green Bay Packers	G	3	71
Mike Waters, New York Jets	RB	9	235	
1986	Webster Slaughter, Cleveland Browns	WR	2	43
	Dan Knight, Green Bay Packers	T	4	98
	Vince Warren, New York Giants	WR	5	130
1987	Robert Awalt, St. Louis Cardinals	TE	3	62
1988	Harold Hicks, Washington Redskins	DB	7	193
	Clarence Nunn, New Orleans Saints	DB	9	246
	Todd Santos, New Orleans Saints	QB	10	274
	Wayne Ross, Washington Redskins	P	12	315
	Dave DesRochers, Seattle Seahawks	T	12	326
1989	Alfred Jackson, Los Angeles Rams	DB	5	135
1990	Roman Fortin, Detroit Lions	C	8	203
	Robert Claiborne, Detroit Lions	WR	12	313
1991	Dan McGwire, Seattle Seahawks	QB	1	16
	Pio Sagapolutele, Cleveland Browns	DT	4	85
	Nick Subis, Denver Broncos	C	6	142
1992	Patrick Rowe, Cleveland Browns	WR	2	52
	Ray Rowe, Washington Redskins	TE	6	168
	Jim Jennings, Kansas City Chiefs	G	8	213
1994	Marshall Faulk, Indianapolis Colts	RB	1	2
	Darnay Scott, Cincinnati Bengals	WR	2	30
	Ramondo Stallings, Cincinnati Bengals	DE	7	195

Year	Name, Team	Pos.	Rd.	OP
1995	Jamal Duff, New York Giants	DE	6	204
1996	La'Roi Glover, Oakland Raiders	DT	5	166
	DeAndre Maxwell, Washington Redskins	WR	7	250
1997	Will Blackwell, Pittsburgh Steelers	WR	2	53
	Nathaniel Jacquet, Indianapolis Colts	WR	5	150
	George Jones, Pittsburgh Steelers	RB	5	154
Ricky Parker, Chicago Bears	DB	6	201	
1998	Kyle Turley, New Orleans Saints	T	1	7
	Az Hakim, St. Louis Rams	WR	4	96
	Ephraim Salaam, Atlanta Falcons	T	7	199
2000	Kabeer Gbaja-Biamila, Green Bay Packers	OLB	5	149
	Andrew Kline, St. Louis Rams	G	7	220
	Mike Malano, Minnesota Vikings	C	7	240
2002	Chester Pitts, Houston Texans	G	2	50
	Larry Ned, Oakland Raiders	RB	6	197
	Mike Houghton, Green Bay Packers	T	6	200
2003	J.R. Tolver, Miami Dolphins	WR	5	169
2004	Jeff Shoate, Denver Broncos	CB	5	152
2005	Matt McCoy, Philadelphia Eagles	OLB	2	63
	Kirk Morrison, Oakland Raiders	ILB	3	78
	Marviel Underwood, Green Bay Packers	FS	4	115
2006	Freddy Keiaho, Indianapolis Colts	ILB	3	94
	Jeff Webb, Kansas City Chiefs	WR	6	190
2008	Kevin O'Connell, New England Patriots	QB	3	94
	Tyler Schmitt, Seattle Seahawks	LS	6	189
	Brett Swain, Green Bay Packers	WR	7	217
Chaz Schilens, Oakland Raiders	WR	7	226	
2009	Lance Louis, Chicago Bears	G	7	246
2011	Vincent Brown, San Diego Chargers	WR	3	82
	DeMarco Sampson, Arizona Cardinals	WR	7	249
2012	Ronnie Hillman, Denver Broncos	RB	3	67
	Miles Burris, Oakland Raiders	OLB	4	129
	Ryan Lindley, Arizona Cardinals	QB	6	185
	Jerome Long, Kansas City Chiefs	DL	7	218
2013	Gavin Escobar, Dallas Cowboys	TE	2	47
	Leon McFadden, Cleveland Browns	DB	3	68
	Brice Butler, Oakland Raiders	WR	7	209
2014	Nat Berhe, New York Giants	DB	5	152
	Eric Pinkins, Seattle Seahawks	DB	6	208
2015	Terry Poole, Seattle Seahawks	T	4	130
2017	Nico Siragusa, Baltimore Ravens	G	4	122
	Donnel Pumphrey, Philadelphia Eagles	RB	4	132
	Damontae Kazee, Atlanta Falcons	DB	5	149
2018	Rashaad Penny, Seattle Seahawks	RB	1	27
	Nick Bawden, Detroit Lions	FB	7	237
2019	Kahale Warring, Houston Texans	TE	3	86
2020	Keith Ismael, Washington Redskins	OL	5	156

Aztecs in the NFL



10 STRAIGHT BOWL GAME APPEARANCES ▶ 21 CONFERENCE CHAMPIONSHIPS

† - indicates won Super Bowl. ♦ - indicates Pro Bowl selection. Bold indicates player was on NFL roster during the 2019 season (practice squad players not included).

A		
Allen, Russell (LB)	Jacksonville	2009-13
Allison, Henry (OL)	Philadelphia	1971-72
	St. Louis	1975-77
	Denver	1977
Allison, Jim (RB)	San Diego	1965-68
Applewhite, Antwan (DE)	San Diego	2007-10
	Carolina	2011-12
Ariey, Mike (OL)	Green Bay	1989
Aronson, Doug (OL)	Cincinnati	1987-88
Awalt, Rob (TE)	St. Louis/Phoenix	1987-89
	Dallas	1990-91
	Denver	1992
	Buffalo	1993
Ayanbadejo, Obafemi (TE/FB/RB) †	Minnesota	1998-99
	Baltimore	2000-01
	Miami	2003
	Arizona	2004-06

B		
Barrett, Alex (DE)	Detroit	2017-18
Bawden, Nick (FB)	Detroit	2018-19
Berhe, Nat (S)	N.Y. Giants	2014-17
	Pittsburgh	2018
Blackwell, Will (WR/KR)	Pittsburgh	1997-2001
Bledsoe, Curtis (RB)	Kansas City	1981-82
Boyd, Greg (DE) †	New England	1977-78
	Denver	1980-82
	L.A. Raiders	1984
	San Francisco	1984
Brewer, Aaron (LS) †	Denver	2012-15
	Arizona	2016-19
Brown, Richard (LB)	L.A. Rams	1987, 89
	San Diego	1990
	Cleveland	1991-92
	Minnesota	1994-96
Brown, Vincent (WR)	San Diego	2011-13
	Oakland	2014
	San Diego	2015
Brunskill, Daniel (OL)	San Francisco	2019
Buchanan, Willie (DB) ♦♦♦	Green Bay	1972-78
	San Diego	1979-82
Burris, Miles (LB)	Oakland	2012-14
Burrow, Ken (WR)	Atlanta	1971-75
Butler, Brice (WR)	Oakland	2013-15
	Dallas	2015-17
	Miami	2018

C		
Carroll, Leo (DE)	Green Bay	1968
	Washington	1969-70
Carson, Kern (RB)	New York Jets	1965
	San Diego	1965
Claiborne, Robert (WR)	San Diego	1992
	Tampa Bay	1993
Croudip, David (DB, CB)	L.A. Rams	1984
	San Diego	1985
	Atlanta	1985, 86-88
Curtis, Isaac (WR) ♦♦♦♦	Cincinnati	1973-84

D		
Dahms, Tom (OL)	L.A. Rams	1951-54
	Green Bay	1955
	Chi. Cardinals	1956

	San Francisco	1957
Dean, Vernon (CB) †	Washington	1982-87
	Seattle	1988
Demps, Will (FS)	Baltimore	2002-05
	N.Y. Giants	2006
	Houston	2007-08
Denson, Keith (WR/KR)	N.Y. Jets	1976
Dobbins, Herb (OL)	Philadelphia	1974
Dombrowski, Brandyn (OL)	San Diego	2009-12
Donckers, Bill (QB)	St. Louis	1976-77
Douglass, Mike (LB)	Green Bay	1978-85
	San Diego	1986
Dryer, Fred (DE) ♦	N.Y. Giants	1969-71
	L.A. Rams	1972-81
DuBois, Phil (TE)	Washington	1979-80
Duff, Jamal (DE)	N.Y. Giants	1995
	Washington	1997-98
Duich, Steve (OL)	Atlanta	1968
	Washington	1969

E		
Edwards, Herman (CB)	Philadelphia	1977-85
	Atlanta	1986
	L.A. Rams	1986
Edwards, Lloyd (RB)	Oakland	1969
Escobar, Gavin (TE)	Dallas	2013-16
	Baltimore	2017
	Miami	2018

F		
Farris, John (OL)	San Diego	1965-66
Farwell, Heath (LB) †♦	Minnesota	2005-10
	Seattle	2011-14
Faryniarz, Brett (LB/DE)	L.A. Rams	1988-91
	San Francisco	1993
	Houston	1994
	Carolina	1995
Faulk, Marshall (RB) †♦♦♦♦♦♦	Indianapolis	1994-98
	St. Louis	1999-2005
Ferguson, Duke (WR)	Seattle	1977-79
	Buffalo	1980
Ferguson, Bill (LB)	N.Y. Jets	1973-74
Fisher, Doug (LB)	Pittsburgh	1969-70
Fortin, Roman (OL)	Detroit	1991
	Atlanta	1992-97
	San Diego	1998-2000
Freitas, Jesse (QB)	San Diego	1974-75

G		
Garrison, Gary (WR) ♦♦♦♦	San Diego	1966-76
	Houston	1977
Gbaja-Biamila, Akbar (LB)	Oakland	2003-04
	San Diego	2006
	Miami	2007
Gbaja-Biamila, Kabeer (DE) ♦	Green Bay	2000-08
Glover, La'Roi (DL) ♦♦♦♦♦	Oakland	1996
	New Orleans	1997-2001
	Dallas	2002-2005
	St. Louis	2006-08
Greene, Darrell (OL) †	Philadelphia	2016-17
Griffith, Robert (SS/FS/DB) ♦	Minnesota	1994-2001
	Cleveland	2002-04
	Arizona	2005-06

H		
Hakim, Az (WR) †	St. Louis	1998-01
	Detroit	2002-04, 06
	New Orleans	2005

Hamilton, Lynnell (RB) †	New Orleans	2008-09
Hayes, Billie (DB)	New Orleans	1972
Hayes, Tom (DB)	Atlanta	1971-75
	San Diego	1976
Held, Paul (QB/K)	Pittsburgh	1954
	Green Bay	1955
Henderson, Reuben (CB/DB)	Chicago	1981-82
	San Diego	1983-84
Hillman, Ronnie (RB) †	Denver	2012-15
	San Diego	2016
	Minnesota	2016
Horn, Don (QB) †	Green Bay	1967-70
	Denver	1971-72
	Cleveland	1973
	San Diego	1974
Houghton, Mike (OL)	Buffalo	2002
Howard, Bob (CB)	San Diego	1967-74
	New England	1975-77
	Philadelphia	1978-79

I		
Imhof, Martin (DE/DT)	St. Louis	1972
	Washington	1974
	New England	1975
	Denver	1976
Ingram, Johnathan (OL)	Kansas City	2005

J		
Jackson, Alfred (DB)	L.A. Rams	1989-90
	Cleveland	1991-92
	Minnesota	1995-96
Jackson, Monte (DB) †	L.A. Rams	1975-77
	Oakland/L.A.	1978-82
	L.A. Rams	1983
Jackson, Terry (CB/DB)	N.Y. Giants	1978-83
	Seattle	1984-85
Jacquet, Nate (WR/PR/KR)	Indianapolis	1997
	Miami	1998-99
	San Diego	2000
	Minnesota	2000-01
Johnson, James (LB)	Detroit	1986
	San Diego	1987
	San Francisco	1987
Jones, Bob (DB/WR)	Chicago	1967-68
Jones, George (RB)	Pittsburgh	1997
	Jacksonville	1998
	Cleveland	1999

K		
Kazee, Damontae (S)	Atlanta	2017-19
Keiaho, Freddy (LB) †	Indianapolis	2006-09
Kirk, Randy (LB)	San Diego	1987-88, 91
	Phoenix	1989
	Cleveland	1991
	Cincinnati	1992-93
	Arizona	1994-95
	San Francisco	1996-99
Kofler, Matt (QB)	Buffalo	1982-84
	Indianapolis	1985
Kracalik, Mike (OL)	Baltimore	2006-08

L		
Laughton, Jim (TE)	Seattle	1986
Lavender, Joe (DB) †♦♦	Philadelphia	1973-75
	Washington	1976-82
Lewis, Derrick (WR)	New Orleans	2002-03
	Houston	2006

Aztecs in the NFL



10 STRAIGHT BOWL GAME APPEARANCES ▶ 21 CONFERENCE CHAMPIONSHIPS

Lewis, Jonas (RB)	San Francisco	2000-01
Lewis, Reggie (DE)	New Orleans	1982-84
Lindley, Ryan (QB)	Arizona	2012-13
	San Diego	2014
	Arizona	2014
	Indianapolis	2015
Long, Jerome (DT)	Kansas City	2012
	Jacksonville	2012
	Dallas	2013
Louis, Lance (OL)	Chicago	2010-2012
	Indianapolis	2014

M

Martin, Larry (DL) †	San Diego	1966
Martin, Saladin (DB)	N.Y. Jets	1980
	San Francisco	1981
McCoy, Lloyd (OL)	San Diego	1964
McCoy, Matt (LB)	Philadelphia	2005-07
	New Orleans	2007
	Tampa Bay	2008-09
	Seattle	2010-11
McDonald, Dwight (WR)	San Diego	1975-78
McFadden, Leon (CB)	Cleveland	2013
	N.Y. Jets	2014
	San Francisco	2014-15
	N.Y. Giants	2015
	Dallas	2016
	Atlanta	2017
McGwire, Dan (QB)	Seattle	1991-94
	Miami	1995
McNanie, Sean (DE)	Buffalo	1984-87
	Phoenix	1988
	Indianapolis	1990
Mendenhall, Terry (LB)	Oakland	1971-72
Mendez, Mario (WR)	San Diego	1964
Milks, John (LB)	San Diego	1966
Minor, Claudie (OL)	Denver	1974-82
Moran, Rich (OL)	Green Bay	1985-93
Morrison, Kirk (LB)	Oakland	2005-09
	Jacksonville	2010
	Buffalo	2011-12
Moses, Haven (WR) ♦♦	Buffalo	1968-72
	Denver	1972-81
Munson, Calvin (LB) †	N.Y. Giants	2017-18
	Miami	2019

N

Ned, Larry (RB)	Minnesota	2003-04
Nixon, Tory (DB) †	San Francisco	1985-88

O

O'Connell, Kevin (QB)	New England	2008
	N.Y. Jets	2011
Ogas, Dave (LB)	Oakland	1968
	Buffalo	1969
Oliver, Clancy (DB)	Pittsburgh	1969-70
	STL Cardinals	1973
Osgood, Kassim (WR) ♦♦♦	San Diego	2003-09
	Jacksonville	2010-11
	Detroit	2012
	San Francisco	2013-14
Owens, Marv (WR)	STL Cardinals	1973
	N.Y. Jets	1974

P

Parker, Ricky (DB)	Jacksonville	1997
Penrose, Craig (QB)	Denver	1976-79

Pearson, Dennis (WR/KR)	Atlanta	1978-79
Penny, Rashaad (RB/KR)	Seattle	2018-19
Peterson, Jim (LB)	L.A. Rams	1974-75
	Tampa Bay	1976
Petties, Neal (WR)	Balt. Colts	1964-66
Pieri, Damon (DB)	N.Y. Jets	1993
	Carolina	1996-97
Pinkins, Eric (DB)	Seattle	2014-15
	N.Y. Giants	2016
Pitts, Chester (OL)	Houston	2002-09
	Seattle	2010
Poole, Terry (OL)	Seattle	2015-16
	Miami	2016
Pumphrey, Donnel (RB)	Philadelphia	2017

Q

Quinlan, Volney (Skeets) (WR) ♦	L.A. Rams	1952-56
	Cleveland	1956

R

Raye, Jimmy (WR/KR)	L.A. Rams	1991
Reed, Doug (DT)	L.A. Rams	1984-90
Reynolds, Tom (WR)	New England	1972
	Chicago	1973
Ricardo, Benny (K)	Buffalo	1976
	Detroit	1976, 78-79
	New Orleans	1980-81
	Minnesota	1983
	San Diego	1984
Ridge, Houston (DE/DT)	San Diego	1966-69
Robinson, Will (OT)	Seattle	2008, 2010
	Washington	2009
	New Orleans	2011
	Jacksonville	2011
	New Orleans	2012
Rowe, Patrick (WR)	Cleveland	1993
Rowe, Ray (TE)	Washington	1992-93
Russell, Brian (DB)	Minnesota	2002-04
	Cleveland	2005-06
	Seattle	2007-08
	Jacksonville	2009
	Houston	2009

S

Sagapolutele, Pio (DT/DE)	Cleveland	1991-95
	New England	1996
	New Orleans	1997
Salaam, Ephraim (OT)	Atlanta	1998-2001
	Denver	2002-2003
	Jacksonville	2004-05
	Houston	2006-08
	Detroit	2009
	Houston	2010
Sampson, Clint (WR)	Denver	1983-86
Sampson, DeMarco (WR)	Arizona	2011
Saxon, Mike (P) †	Dallas	1985-92
	New England	1993
	Minnesota	1994-95
Schilens, Chaz (WR)	Oakland	2008-11
	N.Y. Jets	2012
Schmautz, Ray (LB)	Oakland	1966
Schmitt, Tyler (LS)	Seattle	2008
Scott, Darnay (WR)	Cincinnati	1994-99, 01
	Dallas	2002
Seabaugh, Todd (LB)	Pittsburgh	1984
Shaw, Dennis (QB)	Buffalo	1970-73
	St. Louis	1974-75
Shoate, Jeff (DB)	Denver	2004, 07

Shy, Don (RB)	Pittsburgh	1967-68
	New Orleans	1969
	Chicago	1970-72
	STL Cardinals	1973
Sipe, Brian (QB) ♦	Cleveland	1974-83
Slater, Pearce (OL)	Carolina	2016
Slaughter, Webster (WR)	Cleveland	1986-91
	Houston	1992-94
	Kansas City	1995
	N.Y. Jets	1996
	San Diego	1998
Siragusa, Nico (OL)	Baltimore	2017
	Green Bay	2018
Smith, Phil (WR)	Balt./Ind. Colts	1983-84
	Philadelphia	1986
	L.A. Rams	1987
Smith, Ron (WR)	L.A. Rams	1978-79
	San Diego	1980-81
	Philadelphia	1981-83
Spears, Ron (DE)	New England	1982-83
	Green Bay	1983
Staggs, Jeff (LB)	San Diego	1966-71, 74
	St. Louis	1972-73
Stallings, Ramondo (DL)	Cincinnati	1994-97
Subis, Nick (OL)	Denver	1991
Swain, Brett (WR) †	Green Bay	2009-10
	San Francisco	2011

T

Tuipala, Joe (LB)	Jacksonville	2001-02
Turley, Kyle (OL) ♦	New Orleans	1998-2002
	St. Louis	2003
	Kansas City	2006-07
Turner, David (Deacon) (RB/KR)	Cincinnati	1978-80

U

Underwood, Marviel (S)	Green Bay	2005
------------------------	-----------	------

W

Wallace, Roberto (WR)	Miami	2010-11
Walton, Whip (LB)	N.Y. Giants	1980
Warren, Don (TE) †††	Washington	1979-92
Warren, Vince (WR)	N.Y. Giants	1986
Warring, Kahale (TE)	Houston	2019
Washington, Teddy (RB)	Cincinnati	1968
Watson, Justin (RB) †	STL Rams	1999-2001
Weathers, Carl (LB)	Oakland	1970-71
Webb, Jeff (WR)	Kansas City	2006-08
Wenzel, Ralph (OL)	Pittsburgh	1966-70
	San Diego	1972-73
West, Robert (WR/KR)	Kansas City	1972-73
	San Francisco	1974
Wilks, Jim (DE/DT/NT)	New Orleans	1981-93
Williams, Henry (DB)	Oakland	1979
	San Diego	1983
	L.A. Rams	1983
Wright, Nate (DB)	Atlanta	1969
	St. Louis	1969-70
	Minnesota	1971-80

Y

Young, Antwone (DL/FB)	Minnesota	2000
------------------------	-----------	------

Letter Winners



10 STRAIGHT BOWL GAME APPEARANCES ► 21 CONFERENCE CHAMPIONSHIPS

A

Abras, Taft - 1966-67
Abdul-Rahim, Aazaar - 1997-98-99
Ackerson, Tyler - 1987-88
Acosta, Javier - 1952-53
Adair, Dick - 1947-48-49
Adams, Marty - 1983
Adler, Murray - 1952
Afoa, Ulima - 1979-80
Agnew, Ryan - 2016-17-18-19
Aiken, Fred (Dennis) - 1955-56
Aken-Moleta, Ikaika - 2008-09
Aleki, Andrew - 2017-18-19
Alesi, Joel - 2012-13-14
Alexander, Mike - 1992-93
Alexander, Jason - 2007
Algra, Bruce - 1973-74
Allen, Percy - 1927-29-30
Allen, Red - 1948
Allen, Rodney - 1999-00-01-02
Allen, Russell - 2005-06-07-08
Allen, Ted - 1922
Allen, Tony - 1979
Allison, Henry - 1969-70
Allison, Jim - 1963-64
Allred, Phil - 1940
Almond, Steve - 1979-80-81
Alves, Andrew - 2019
Amano, Frederick - 2006-07
Amaral, Joe - 1973-74
Amaral, Justin - 2005-06
Amend, Ray - 1923
Andersen, Barry - 1968-69
Anderson, Archie - 1928
Anderson, Cal Ray - 1978
Anderson III, Curtis - 2015-16
Anderson, Jack - 1938
Anderson, Jay - 1971-72
Anderson, Marv - 1985-86
Anderson, Mike - 1982-83
Andrews, Colin - 2017
Andrews, Marcus - 2010-11-12-13
Andrews, Marlon - 1989-90
Andrews, Rob - 2009-10-11-12
Ange, Jim - 1998-99
Applegarth, Bill Dean - 1958
Applewhite, Antwan - 2004-05-06
Araiza, Matt - 2019
Arey, Dennis - 1988-89-90
Arguello, Tim - 1979
Ariey, Mike - 1983-84-85-86
Armstrong, Gerard - 2005-06-07-08
Arnett, Kendall - 1932
Arnold, Amon - 1999-00-01-02
Aronson, Art - 1986
Aronson, Doug - 1983-84-85-86
Arosemena, Eder - 2006
Arriaran, Jim - 1981
Asbury, Jason - 1997-98-99-00
Ash, Rick - 1972-73
Ashley, Richard - 1997
Ashley, William - 1950
Atteberry, Jeff - 1970
Auerbach, Scott - 1996-97-98
Ault, Don - 1927-28-29
Austin, Rick - 1998
Autele, J.J. - 2009-10-11
Avetisyan, Avo - 1994-95
Avey, Howard - 1927
Avey, Paul - 1927-29-30
Avii, Tuffy - 1971-72
Awalt, Robert - 1985-86
Ayala, Simon - 2008
Ayanbadejo, Obafemi - 1995-96

B

Babiash, Derek - 2015-16
Bachmann, Tony - 1972-73-74
Baecht, Herman - 1937
Bailes, Jonathan - 2003-04-05-06
Bailey, Bill - 1931-32-33

Bailey George - 1938
Baker, Donny - 2003-04-05-06
Baker, Jeff - 1970
Baldwin, Damon - 1986-87-88-89
Baldwin, Parker - 2015-16-17-18
Balistreri, Pete - 1998
Ball, Orville - 1945
Ball, Robert - 1958
Banks, Keshawn - 2018-19
Barbier, Matt - 2005
Barcoo, Luq - 2018-19
Bardot, Don - 1947
Barfield, Cedarius - 2019
Barksdale, Demetrius - 2009-10-11
Barlow, Harold - 1986
Barman, Barnard - 1934
Barnes, David - 1924-25-26
Barnes, Sam - 1979-80
Baron II, John - 2016-17-18
Barrick, Scott - 1988
Barrett, Alex - 2013-14-15-16
Barteis, Joe - 1976-77
Bass, Ray - 2006-07
Bates, Aubra - 1933-34
Bates, Fred - 1948-49-50
Bates, Hugh - 1955
Bawden, Nick - 2014, 2016-17
Bean, David - 1958
Beautrow, Jim - 1981-82
Beck, John - 1966-67
Bejarano, Brandon - 1991-92-93-94
Beckman, Bob - 1941
Beed, Everett - 2012-13
Belcher, Kirk - 1985
Belenzon, Art - 1953
Bell, Chance - 2018-19
Bell, Demetrius - 1986
Bell, Tony - 2012
Bell, Kipperr - 1979-80
Belling, Daniel - 2018-19
Belmont, Allen - 1928-29
Bender, Jeff - 1973
Bender, Roger - 1979-80-82-83
Benjamin, Harry - 1968
Benson, Harry - 1971-72
Benton, Binky - 1976-77
Benton, John - 1940
Berg, Brian - 1999-00
Berger, Larry - 1945, 47
Bergeron, Lonny - 1996
Bergland, John - 1933-34
Berhe, Nat - 2010-11-12-13
Bernard, Kenny - 1987
Bernard, Turner - 2017-18-19
Bernards, Jake - 2013
Bienhoff, Wayne - 1964-65
Bill, Jason - 1989-90
Binkley, Garrett - 2018
Bird, Ruben - 1934
Bishop, Henry Jr. - 1961-62
Bixler, Randy - 1971-72
Bixler, Steve - 1972-73
Black, Paul - 1978
Blackwell, Burt - 1973-74
Blackwell, Will - 1994-95-96
Blade, Scott - 1993-94
Blain, Tanner - 2015-16
Blaisdell, Art - 1973-74
Blake, Roger - 1994-95
Blanchard, Bob - 1973
Blanchard, Brett - 1983-84-85-86
Blanton, Billy - 1994-95-96
Blaylock, Lance - 1992
Blaylock, Reggie - 1986-87
Blecha, James - 1966-67
Bledsoe, Curtis - 1978
Bletchen, Jim - 1935
Blyth, Steve - 1988-89
Boaz, Jack - 1937
Boehmke, Russell - 1960-61
Boesch, Aaron - 2013

Bogard, Stan - 1999
Boles, James - 1946-47
Bonatus, Donald - 1952-53
Bonatus, Kenneth - 1945
Bond, Lawrence - 1926
Bond, Ross - 1921
Booker, Tommy - 1987-88-90
Bordier, Bud - 1948
Bornes, Brandon - 2004-05-06-07
Bosse, Brenndon - 1963
Boudreaux, Corey - 2007-08
Boyd, Dave - 1971
Boyd, Greg - 1974-75
Boyer, Rick - 1980-81
Boyer, Tim - 1972-73
Bradley, Scott - 1976-77
Brandow, Paul - 1975-76
Brannon, Lee - 1987-88
Branstetter, Gary - 1963
Brassey, Dale - 1946
Breitbard, Bob - 1938-39-40
Brewer, Aaron - 2008-09-10-11
Brigham, Andrew - 2000-01
Brinkley, Steve - 1968-69
Brinton, Spencer - 1997
Bristow, Gib - 1941-42
Brohn, Herb - 1980-82-83-84
Bronson, Joel - 1984
Brooks, Mitch - 1984
Broome, Michael - 1987-88
Brossard, Dan - 1971
Brown, Casey - 1982-83-84-85
Brown, Darrell - 1980-82-83-84
Brown, Davon - 2007-08-09-10
Brown, George - 1968-69-70
Brown, George - 1947
Brown, Harold - 1946
Brown, Lloyd - 1924
Brown, Marv - 1975
Brown, Mike - 1953-54
Brown, Ollie - 1973-74-75-76
Brown, Richard - 1983-84-85-86
Brown, Robert - 1938-39-40
Brown, Robert - 1931-32-33
Brown, Vincent - 2007-08-09-10
Brunskill, Daniel - 2013-14-15-16
Bryant, Jess - 1946-47-48
Bryant, Walter - 1921
Buchanon, Willie - 1970-71
Buckin, Al - 1936
Bullington, Steve - 1982-83
Bunkley, Mike - 1977
Burnett, Tim - 1968-69
Burns, Linden - 1934
Burns, Mike - 1992-93
Burriss, Miles - 2008-09-10-11
Burrow, Ken - 1969-70
Burson, Gene - 1966-67
Burton, Brad - 1986-87-88-89
Burton, Kevin - 1998-99
Burton, Mitch - 1986-87-88-89
Busbee, BJ - 2018-19
Busbee, Stuart - 1984-85
Bussey, Luke - 2015
Bush, Alvin - 1981-82
Butcher, Warren - 1942
Butler, Brice - 2012
Butler, John - 1962-63-64
Butler, John - 1933-34-35
Butler, Jomar - 1998-2000-01
Butler, William - 1945
Butts, Curtis - 1989-90-91
Buzbee, Tim - 1972-73
Byrd, Jordan - 2018-19
Byrns, Kenneth - 1938

C

Cabrera, Israel - 2016-17
Cabrera, Liam - 2017
Calhoun, Lawrence - 1991
Caliste, Hubert - 2001-02-03-04

Callahan, Matt - 2004-05
Callan, Murry - 1948-49
Callies, Gil - 1934
Cameron, Milton - 1927
Campano, Kevin - 2014
Campbell, Tyler - 2006-07-08
Canizales, Albert - 1956-57
Cannon, Don - 1947
Cano, Octavio - 1957-58-59
Capra, Jacob - 2019
Carmada, Vincent - 2009
Carman, Bernard - 1933-35
Caron, Bobby - 1978
Carr, Fletcher - 1930-32
Carr, Jack - 1941
Carr, Larry - 1928
Carr, Leslie - 1940
Carroll, John - 2017
Carroll, Leo - 1965-66
Carsey, Mike - 1967-68
Carson, Kern - 1961-62-63
Carter, Eugene - 1968-69
Carter, Scott - 1978-80
Carter, Thomas - 1982-83
Carver, Leon - 1941
Carusa, Rick - 1979-80
Cassidy, Pat - 1972-73
Cassidy, Lloyd - 1946-47-48-49
Cassidy, Troy - 2016-17-18-19
Castellanos, Rudy - 1976-77
Catsimehas, John - 1945
Chacon, Larry - 1980
Chaffin, Randy - 1960-61-62
Chambers, Wendell - 1966
Chambliss, Phil - 1977-78
Champion, George - 1921
Chandler, Garland - 1972-73
Chandler, Jim - 1974-75
Chaney, Jerry - 2018
Chapman, Robby - 1981
Chance, Cameron - 1996-97
Chapman, Christian - 2015-16-17-18
Chase, Byron - 1949-50
Chavez, Bill - 1969
Cheatum, Myles - 2017-18-19
Childs, Leandrew - 1996
Chlumak, Martin - 1998-99
Cholewa, Tom - 1959
Chornomod, Dwight - 1994-95
Chumich, Lew - 1977
Churchman, Al - 1933-34-35
Claiborne, Robert - 1987-89
Clancy, Mike - 1976-77
Clark, Anthony - 1964
Clark, Avery - 1972-73
Clark, Larry - 2013-14
Clark, Mervyn - 1930-31-32
Clark, Roger - 1963
Clarke, Zach - 2007-08
Clay, Jeff - 2016-17-18
Clayton, John - 1996
Clement, Terry - 1976-77
Clemmer, Curt - 1941-42
Clearbrook, Harold - 1924
Cleary, Mac - 1998-99-00
Cline, Theron - 1929
Clyde, Dick - 1973-74
Cochran, Kenneth - 1958
Cole, David - 1991
Coleman, David - 1979
Coleman, George - 1946-47-48
Coleman, Mark - 1981
Coleman, Shane - 2018
Collett, Randy - 1975
Collins, Chaz - 2019
Collins, Curt - 1992-93-94
Collins, Frederick - 2002
Collins, Mike - 1962-63-64
Collins, Trent - 1982-83
Colonghi, John - 1971
Conard, Kevin - 1987

Letter Winners



10 STRAIGHT BOWL GAME APPEARANCES ► 21 CONFERENCE CHAMPIONSHIPS

Conerly, Kyle - 2001-02-03-04
Conklin, Bob - 1949-50-51
Connell, George - 1931
Conner, Don - 1945
Conyers, Anthony - 1986
Cooks, Eldridge - 1961-62-63
Coomes, Todd - 1988-89
Cooper, David - 1987-88-89-90
Coover, Charles - 1945
Copeland, Casey - 1987-88
Copeland, Don - 1997-98
Copp, Roy - 1969-70
Corbett, Garrett - 2011
Corral, Ed - 1979-80
Corrin, Merle - 1932-33-34
Costello, John - 1968
Cota, Alex - 1974-75
Cotton, Bill - 1958
Coviello, Andy - 1990-91
Cox, Bobby - 1975
Cox, Gordon - 1929-30-31
Cozens, Bob - 1939-40-41
Cozens, Tom - 1937-38-39
Craft, Kevin - 2006
Craft, Tom - 1975-76
Craig, Thomas - 1945
Craighead, Robert - 2012-13-14-15
Craney, Jay - 1971-72
Crawford, Travis - 2007-08
Crews, Charlie - 1976-77
Crosby, Craig - 1992-93-94-95
Crossley, Jim - 1966-67
Crowthwaite, Gil - 1938-39-40
Croudpip, Dave - 1981-82
Cruz, Ben - 1951
Cubley, Walter - 1961-62-63
Cumberlander, Christian - 2015
Cummings, Garry - 1952
Curry, Don - 1947
Curtis, Isaac - 1972
Curtis, Rico - 1996-97-98-99

D

Dahms, John - 1945
Dahms, Tom - 1947-48-49
Dale, Alan - 1981-82
Damon, Andy - 1985-86
Daniels, Charles - 1948-49-50
Daniels, Paul - 1967-68
Darby, Brendan - 2000-01-02-03
Darcey, Mike - 1974-75
Darden, Dave - 1973
Dasovich, Percy - 1934
Dave, Al - 1972
Davenport, Ronnie - 2002
Davis, Bill - 1949-50-51
Davis, Brandon - 2008-09-10-11
Davis, Chris - 1984-85
Davis, Devante - 2014
Davis, Dick - 1941-42
Davis, Joe - 1976-77
Davis, Lance - 1995
Davis, Tedd - 1977-78
Dawson, Jack - 1932
Dawson, Reldon (Bing) - 1964-65
Deakin, Doug - 2009-10
Deal, Walter - 1924-25
Dean, Josh - 2001-02-03-04
Dean, Vernon - 1980-81
Deckert, Tom - 1969, 71
Dedeaux, Ethan - 2018-19
DeFelice, Garth - 1975-76
Delaney, Tim - 1968-69-70
Delvaux, Art - 1963-64
DeMartinis, Tony - 2006-07-08
Demp, Marcus - 2002-03-04-05
Demp, Will - 1999-00-01
Dennis, Jim - 1984-85
Denso, Dylan - 2010-11-12-13
Denson, Keith - 1972-73
Derrick, Jim - 1932-33-34
DesRochers, Dave - 1986-87

Diamond, Frank - 1940
Dias, John - 1950
Dickerson, Don - 1956
Dickie, Shawn - 2000-01-02-03
Diebel, Paul - 1971
Dilley, Elden - 1924-25, 30-31
Dilley, Zach - 2012-13
Dillingham, McKinley - 1967-68
Dillon, Hi - 1921
Dillon, Mike - 1930-32
Dimich, Milan - 1960
Dimmick, Jim - 1974
Dingwell, Adam - 2011-12-13
Dion, Jason - 2003
Dirks, John - 1933-34
Dixon, Daishawn - 2016-17-18-19
Dixon, Vollon - 1975-76
Dlugolecki, Matt - 2003-04-05
Dobbins, Herbie - 1972-73
Dodd, Charlie - 1972
Dodds, Verne - 1952-53-54
Doleman, Tom - 1977
Dombrowski, Brandyn - 2004-05-06-07
Donovan, Terry - 1975-76
Donckers, Bill - 1971-72
Donnell, Al - 1940
Dorsey, Dan - 1996-97
Doston, George - 1924-25
Dotson, Leroy - 1958-59-60
Douglass, Mike - 1976-77
Dowd, Bill - 1984-85
Dowd, Jim - 1947-48-49
Dowhower, Rod - 1963-64
Draheim, Tommie - 2009-10-11
Draper, Paul - 1949
Drayton, Kevin - 1988-89
Driscoll, Paul - 1931-32-33
Driver, Michael - 1993-94
Driver, Jacob - 2010-11-12-13
Dryer, Fred - 1967-68
DuBois, Phil - 1977-78
Duckett, Ed - 1960-61
Duff, Jamal - 1991-92-93-94
Duich, John - 1935-37
Duich, Steve - 1966-67
Duke, Alan - 1964-65
Duke, Dennis - 1969
Duke, Joe - 1957-58-59
Duncan, Eric - 1988-89-90-91
Duncan, Steve - 1977-78
Dunkle, Freddy - 2004-05-06-07
Dunkle, William - 2019
Dunlap, Daryl - 2014
Dunn, Brooke - 1975-76
Dunn, Ryan - 2015-16-17
Duran, Josh - 2006
Duran, Michael - 1996-97-98-99
Durbin, Derrick - 2003-04
Durham, Darius - 1980-81-82
Durland, Charles - 1934-35

E

Early, John - 1954-55-56
Earley, Lyndon - 1986-87-88
Eaton, Jack - 1982-83-84-85
Echenique, Tom - 1972-73
Eckis, Walter - 1923-24
Edens, Bennis - 1946-47-48
Edwards, Alfred (Gene) - 1953
Edwards, Freddie - 1992, 94-95-96
Edwards, Herman - 1976
Edwards, Kwincy - 2008-09
Edwards, Lloyd - 1967-68
Edwards, Marcus - 2004-05
Edwards, Ted - 2006
Eilerts, Douglas - 1964-65
Elimimian, Jacob - 2002-03-04
Ellis, Craig - 1980
Ellis, Marc - 2018
Ellison, Keith - 2002
Ellwood, Rick - 1975
Elmore, Brad - 1998-99

Emanuel, Vince - 1979-80, 82
Emberate, Nik - 2009-10-11-12
Embrey, Robert - 1948-49-50
England, Max - 1923
Engle, George - 1965-66
Engle, Jerry - 1970-71
Engstrand, Tanner - 2004
Enriquez, Henry - 1961
Epps, Bob - 1979-80
Erkenbeck, James - 1949-50-51
Erwin, Larry - 1955
Escalera, Gabriel - 1965-66
Escobar, Gavin - 2010-11-12
Esene, Levi - 1984, 86
Evans, Dallas - 1956-57
Evans, Demario - 1993
Evans, Don - 1986
Evans, Tyrone - 1995-96-97
Ewert, Burton - 1991-93-94
Eyherabide, Pascal - 1970-71

F

Fackrell, Rey Dee - 1956-57
Fairbrother, Bill - 1981-82
Fanchin, Al - 1978-79-80
Fantroy, Martrell - 2007, 09
Farias, Philip - 1961-62
Farr, Kellen - 2008, 2010
Farris, John - 1962-63-64
Farwell, Heath - 2002-03-04
Faryniarz, Brett - 1984-85-86-87
Fates, Miles - 1995-96-97
Faulk, Marshall - 1991-92-93
Favreau, Chase - 2014-15-16
Feaster, Andrew - 2011-12
Featherstone, John - 1969-70
Feeney, Kevin - 1975-76
Feer, Wes - 2012-13
Fehoko, Whitley - 2006
Feldt, Don - 1948
Felice, Lee - 1969-70
Felice, Lynn - 1968-69
Fely, Jake - 2011-12-13-15
Ferguson, Duke - 1975
Ferguson, Nate - 1973-74
Ferguson, Bill - 1971-72
Fernandez, Lawrence - 1963
Fidel, Kevin - 1977-78
Fifita, Siasoi - 2005-06-07-08
Filson, Art - 1947-48
Finan, John - 1945
Finch, Chris - 1992-93-94-95
Findley, Larry - 1965-68
Finkel, Bryan - 2009
Finkle, James - 2005
Fish, Don - 1951-52
Fisher, Doug - 1967-68
Fisher, Thane - 1986-89
Fitz, Hollis - 1925-26-27
Fitzpatrick, Harold - 1923
Flaherty, Bernard - 1953-54-55
Fletcher, Ed - 1951-52
Fletcher, Raleigh - 2000-01-02
Fletcher, Rocky - 1971-72
Fletcher, Tom - 1991-92-93-94
Flick, Chad - 1996-97
Flisher, Gary - 1969-70
Flisher, Ron - 1965-66
Flores, Arthur - 2015-16
Flores, Emmett - 1987
Fluegge, Donald - 1995
Fodor, Al - 1947
Fogel, Steve - 1979, 81
Foil, Anthony - 2000-01-02-03
Foote, Herbert - 1946
Foran, Williams - 1945
Ford, Bob - 1937, 39
Ford, Garrett - 1990
Ford, Glen - 1975
Form, Chris - 2011
Fortin, Roman - 1987-88-89
Foster, Dustan - 1980

Foster, Greg - 1981-82
Foster, Lou - 1990-91
Fox, Guy - 1927-28
Fox, John - 1975-76
Fox, Maurice - 1928
Fox, Mike - 1979-80-81-82
Fragile, Jack - 1974-75
Frame, Joe - 1935-36
Francis, Bob - 1976
Francis, Henry - 1922-23
Frane, Jerome - 1981-82
Franklin, Michael - 2002-03-04-05
Franson, Lou - 1971
Freeman, Tom - 1967-68
Freitag, Ralph - 1949-50
Fraitas, Jesse - 1972-73
Frew, Dean - 1984
Frisco, Carl - 1940
Fritz, Monte - 1952-53-54-55
Frost, Jack - 1939-40
Fry, Wayne - 1937
Fudge, Bill - 1974-75

G

Gabaldon, Joe - 1960
Galea, Cody - 2011-12-13-14
Galea, Kenny - 2013-14
Galindo, Joe - 1949-50
Galindo, Frank - 1936-37
Galpin, Harry - 1942
Gamble, Donte - 2000-01
Garcia, Rick - 1960
Garner, Barkham - 1924-25-26-27
Garrett, Wayne - 2012-13
Garretson, Rick - 1975-76-77-78
Garrison, Diallo - 1996
Garrison, Kevin - 1964-65
Gaston, Dan - 1983-84
Gatlin, Charles - 1995-96-97
Gauld, Riley - 2011-12
Gavert, Josh - 2011-12-13-14
Gbaja-Biamila, A. - 1999-00-01-02
Gbaja-Biamila, K. - 1996-97-98-99
Geddies, Terry - 1927-28
Geary, Frank - 1973-74
Gearty, Steve - 1976-77-78
Gelt, Brian - 2000-01
George, Donald - 1957-58-59
George, Matt - 1994
Gerhard, Nick - 2018
Gibbs, Joe - 1961-62-63
Gibbs, Larry - 2010-11
Gilbert, Mike - 1974-75
Gilbreath, Monty - 1986-87-88-89
Gilliland, George - 1939-40
Gillis, Curtis - 1987
Gillison, Steve - 1984
Gilmore, Corey - 1983-84-85-86
Glister, Rob - 1981-82
Glass, Max - 1936-37
Glaze, George - 1991-92-93
Glaze, Raymond Jr. - 1957-58
Glaze, Sebastian - 1990-91-92-93
Glenn, Donnie - 1977-78
Glenn, Ricky - 1979
Glover, Darcel - 1994-95
Glover, La'Roi - 1992-93-94-95
Godden, John - 1962-63-64
Goebel, Dave - 1980
Goetchiuss, Randy - 1977-78
Gomez, Alan - 2006
Gomez, Raul - 2000-01-02
Goodchild, Bill - 1940-41
Goodwin, Daryle - 1957
Gordert, Chris - 2011-12
Gordon, Dakota - 2014-15
Gordon, Japheth - 2012-13
Gordon, Lynn - 1962
Gorham, C.S. - 1921
Gorman, David - 2002
Gourdine, Damon - 1997-98-99
Gourdine, Daniel - 2000

Letter Winners



10 STRAIGHT BOWL GAME APPEARANCES ► 21 CONFERENCE CHAMPIONSHIPS

LETTER WINNERS ◀ HISTORY

Grading, Leo - 1979-80
Graff, Rob - 1986-87-88-89
Graham, Marty - 1996-97
Grant, Harold - 1931
Graves, Scott - 2012
Gray-Hayward, Adam - 2002-03-04
Green, Justin - 2001
Green, Robert - 1984
Greene, Darrell - 2012-13-14-15
Gregorio, Andy - 2010
Gregorio, Robert - 2011
Gresoro, Max - 1959-60-61
Grider, Buss - 1978
Griffith, Gordon - 1971-72
Griffith, Robert - 1990-91-92
Grigsby, Reggie - 2003-04-05-06
Grimaud, Ronald - 1952
Gross, Morris - 1922-23-24, 26
Gudino, Dominic - 2017-18-19
Guillory, Darius - 2012
Gunther, Kurtis - 2008, 10-11
Gutierrez, Al - 1966
Gutierrez, Tim - 1993-94
Gutowski, Jay - 1953-54-55-56

H
Hageman, Donny - 2014-15
Hailey, Bryan - 1983-84-85-86
Hakim, Az - 1994-95-96-97
Halda, Mark - 1977-79-80
Hall, Adam - 2001-02-03
Hall, Darren - 2018-19
Hall, Darryl - 1979, 81
Hall, Noble - 2015-16-17-18
Halte, Donald - 1961-62-63
Hamilton, Lynell - 2003, 05-06-07
Hammerschmidt, Benn - 1937-38
Hammes, Richard - 1959-60
Hammett, Bill - 1972-73
Hammett, Bill - 1999-00
Hammond, Scott - 1993
Hammons, Jim - 1966
Hanawalt, Jim - 1988-89-90
Hancock, Cliff - 1966-67
Hancock, John - 1921-22-23-24
Hansen, Curtis - 1966-67
Hansen, Harold - 1927-28-29
Hansen, James - 1950
Hansen, Norman - 1959
Hansen, Rick - 1980-81-82
Hanzal, Brian - 1949
Hardaway, Charles - 1989
Hardy, Chris - 1983-84-85-86
Harmon, Buford - 1965-66
Harris, Clarence - 1937
Harris, Fred - 1994
Harris, Herman - 1921
Harris, Merton - 1990-91
Harris, Nolen - 2019
Harris, Vanness - 2011-12-13
Harrison, Robbie - 1981
Harvey, Derrick - 1980-82-83
Harvey, Jasper - 2002-03, 05
Harvey, Walt - 1937-38-39
Hastings, Reed - 1936-37
Hatch, Mike - 1996-97
Hathaway, Jones - 1921
Haughn, Dennis - 1972-73
Hawkins, Daryl - 1994-95
Hawkins, Tayler - 2017-18-19
Hawley, Dale - 1963-64-65
Hawley, Jack - 1999-00
Hayes, Billie - 1968-69
Hayes, Thomas - 1969-70
Hays, Carl - 1959-60
Haywood, Jerome - 1998-99-00-01
Hazel, Willard - 1953
Hazely, Jemond - 2012-14-15
Heather, George - 1999-00
Heaton, Leo - 1946, 48
Heggins, James - 1996-97
Heiborn, Arthur - 1921

Heicklen, Brandon - 2017-18-19
Heinz, Joe - 1990-91-92
Held, Paul - 1951-52-53
Held, Spencer - 1921-22
Helms, Bill - 1975-76
Helzer, Daniel - 1964
Hemmings, Dey Juan - 2007-08-09, 11
Hemp, Ralph - 1958
Hemphill, Charles - 1966-67
Henderson, Atiyyah - 2006-07-08
Henderson, Bobby - 1973-74
Henderson, Jay - 2014-15-16-17
Henderson, Reuben - 1978-79-80
Henley, Jack - 1949-50-51
Henley, Sam - 1950
Henry, Danny - 1994-95
Henson, Steve - 1971
Hertsch, Neil - 1982-83
Herrill, Clair (Red) - 1949-50
Hershey, Jay - 1935-36
Hestor, Tom - 1921-22-23, 25
Hewitt, Hunter - 2009-12
Hewitt, Paul - 1987-88
Heyward, Christian - 2014-15
Hickman, T.J. - 2013-14
Hicks, Brad - 1982-83-84
Hicks, Harold - 1986
Higashi, Hideo - 1935, 37
Higgins, Clark - 1946
Higgins, Dennis - 1970-71
Higgins, Harry - 1952-53-54
Hight, Fred - 1971-72-73
Hight, Jim - 1966-67
Hildreth, James - 1927-28-29
Hill, Mike - 1977-78
Hill, Theron - 1995
Hillard, Lawrence - 1964-65
Hillman, Ronnie - 2010-11
Himphill, Kaelin - 2018-19
Hines, Sam - 2019
Hinton, Ken - 1975-76
Hitt, Travis - 1973-74-75-76
Hodge, Eric - 2005
Hoffman, Tom - 1962-63-64
Holder, King - 2011-12-13
Holder, Mikah - 2014-15-16-17
Holman, Damien - 2002
Holmes, Donny - 1976-77
Holmes, Vonnice - 2007-08
Holt, Peter - 1993-94-95-96
Home, Samson - 1972
Homesly, Bob - 1941
Hons, Cory - 1980
Hooper, Mike - 1984-85-86-87
Horn, Don - 1965-66
Horn, Romeo - 2007-08, 11
Houghton, Mike - 1999-00-01
Houston, Parker - 2016-17-18-19
Howard, Bob - 1965-66
Howard, Kwan - 2003-04-05-06
Howard, Thomas - 1999-00-01
Howell, Kevin - 1981-82
Howell, Lou - 1951
Hoyt, Loris - 1926
Hubbard, Warren - 1956
Huffaker, Charles - 1961
Hufford, Lyle - 1950
Hughes, Everett - 1956-57
Hughes, Jim - 1935
Hughes, Michael - 2004-05-06-07
Hull, James - 1957-58
Hull, Marc - 2004-05-06-07
Hunt, James - 1970-71
Huth, Eric - 1979-80
Hyatt, Mark - 1988

I
Iata, Ryan - 2000-01-03
Iavelli, Carl - 1966
Ibe, Mike - 1990-91
Ikonne, Eric - 2008
Imhof, Martin - 1971

Imo, Ed - 1976-77
Inge, Pete - 1976-77-78-79
Ingram, Johnathan - 1999-00-01-02
Iloja, Adrian - 1993-94-95-96
Iosefa, Trask - 2007-08-09-10
Irvin, Bill - 1939-40
Ismael, Keith - 2017-18-19

J
Jackson, Alfred - 1985-86-87-88
Jackson, Harold - 1956
Jackson, Joe - 1995-96-97-98
Jackson, Jonas - 1972-73
Jackson, Ken - 1972
Jackson, Monte - 1973-74
Jackson, Terry - 1975-76-77
Jacobs, Ambrous - 1966-67
Jacobs, Mel - 1974-75
Jacquet, Nathaniel - 1995-96
James, Lindsey - 1969-70
James, Scotty - 2006-07
Jantz, Jack - 1952-53
Jasmin, Chase - 2017-18-19
Jeffries, Kipp - 1990-91-92
Jenkins, Dennis - 1966
Jennings, Jim - 1988-89-90-91
Jennings, Marcus - 1978
Jensen, Kris - 1985-86
Jessop, Dave - 1931-32-33
Jessup, John - 1980-82
Jezulin, Mike - 1980-81
Johns, Edward - 1952-53-54
Johns, Nathan - 1965-66
Johnson, Alec - 2010-11-12
Johnson, Bob - 1974-75
Johnson, Buster - 1945
Johnson, Chris - 1990-91-92-93
Johnson, Dwayne - 2017-18-19
Johnson, James - 1983-84
Johnson, Ken - 1925, 27-28
Johnson, Mark - 1975
Johnson, Scott - 1996-97-98-99
Johnson, Shane - 2000-02
Johnson, Taj - 1996-97
Johnson, Tim - 1977-78
Johnson, Shane - 2000-02
Johnson, Taj - 1996-97
Johnson, Tim - 1977-78
Johnston, Dave - 1976
Jones, Darius - 2008
Jones, Darryl - 1997-98
Jones, George - 1995-96
Jones, Harry - 1931-32
Jones, Harry - 1959
Jones, Jason - 1995-96
Jones, Leonard - 1992-93-94
Jones, Robert - 1965-66
Jones, Steve - 1976
Jones, Tom - 1967
Jordan, Karl - 1957
Jordan, LaDrue - 1969
Jordan, Steve - 1970-71
Jorde, Steve - 1977-78
Joyner, Stephen - 1964-65
Judge, Eric - 2013-14-15-16
Jurk, Don - 1951-52
Justice, Jeremy - 2003-04
Justice, Walt - 1974-75
Justman, Patrick - 2004-05-06

K
Kaehler, Quinn - 2013-14
Kafka, John - 1968-69
Kahan, Charles - 1956
Kahui, Kurt - 2002-03-04-05
Kalati, Mau - 1974-75
Kaiser, Jack - 1946-47-48
Kaiser, Robert - 1946, 48
Kalbach, Bart - 1986-87
Karno, Rich - 1978
Kaszycki, Ed - 1993-94
Katz, Ryan - 2012
Katzenmeyer, Dave - 1977-78
Kawulok, Matthew - 2006-07-08-09
Kazee, Damontae - 2013-14-15-16

Kazee, Walter - 2009-10-11-12
Kearney, Bryant - 1927
Keels, Mahbu - 2011-12
Keesey, Dan - 1981
Keiaho, Freddy - 2002-03-04-05
Keil, Don - 1941
Kelley, Arthur - 1930-31
Kelley, Kyle - 2015-16
Kelly, Jack - 1940
Kelly, Kameron - 2014-15-16-17
Kelly, Leonard - 1964-65
Kelly, Percy - 1929
Kenion, Mike - 1980
Kentris, Jim - 1978
Kenyon, Bill - 1942
Kertel, Ed - 1974-75
Ketchum, Logan - 2009-10-11
Kilby, Chris - 1983-84-85-86
Kline, James - 1958-59
King, Preston - 2009
Kinney, Cliff - 1964-65
Kirk, Randy - 1985-86
Kirovski, Tommy - 2001-02
Kirschner, Todd - 1978
Kita, George - 1939-40-41
Klatt, Bobby - 1973
Kleck, Bert - 1938-39-40
Kline, Andrew - 1996-97-98-99
Kmet, John - 1977-79-80
Knight, Dan - 1984-85
Knoles, Norman - 1932-33
Knutson, Mike - 1986-87
Koening, Mark - 1991-92-93
Kofler, Matt - 1980-81
Kohn, Brandon - 2009
Kollar, Ward - 1981
Kopp, Frank - 1926
Korsmeier, Larry - 1961-62
Kos, Jay - 2000-01
Kothe, Elijah - 2018-19
Kottman, Dan - 2012
Kraclik, Mike - 2001-02-03-04
Kramer, Bill - 1973-74
Kravetz, Mike - 2004, 06-07
Krupens, Harold - 1956
Kruse, Bill - 1939-40-41
Kruzsch, Phill - 1941
Krzytsiak, Pat - 1979-80
Kushner, Bill - 1988
Kutsuris, Jon - 1985

L
Lakalaka, Ronley - 2015-16-17-18
Lakalaka, Seyddrick - 2018-19
Lamar, David - 2012-13-14
Lamar, James - 1977-78
Lambert, Mike - 1973
LaMonda, Zach - 2000-01
Lancaster, Jeff - 1967-68
Landis, Harold - 1945
Langley, Everett - 1970-71
Laolagi, Luke - 2006-07-08-09
LaPlant, Steve - 1975-76
Largent, Derek - 2012-13-14
Larsen, Stephen - 2001-02-03-04
Larson, Bo - 1976-77
Laskowski, Daniel - 1967
Latham, Huge - 1949-51
Laughton, Jim - 1982, 84-85
Lauter, Steve - 1984-85-86
Lavender, Joe - 1971-72
Lawanson, Sam - 1995-96
Lawson, Kent - 1962-63-64
Lawson, Ernie - 2007-08-09-10
Lay, David - 1961-62-63
Lealofi, Aloalii - 2003-04
Lecky, Jalil - 2019
Ledbetter, Jay - 1974-75
Ledford, William - 1956
Lee, Charles - 1932-33, 35
Leja, George - 1950-51
Lemker, Jeff - 1985-86

AZTEC FOOTBALL MEDIA GUIDE

Letter Winners



10 STRAIGHT BOWL GAME APPEARANCES ▶ 21 CONFERENCE CHAMPIONSHIPS

Lemon, Gabe - 2010-11-12-13
Leomiti, Carlson - 1990-91-92-93
Leomiti, Harry - 1980
Lessard, Isaac - 2016-17-18-19
Levi, Marcus - 2001
Levine, Bob - 1978-79, 81
Lewis, Claude - 1954-55-56
Lewis, Darrell - 1991-92-93
Lewis, Darryn - 2008-09-10
Lewis, Derrick - 1999-00-01
Lewis, Eric - 1995-96-97-98
Lewis, Jonas - 1996-97-98-99
Lewis, Reggie - 1975
Lightner, Dennis - 1966-67
Lily, Rick - 1965-66
Limahelu, Al - 1969-70
Limebrook, Dave - 1972-73
Linam, Delbert - 1952
Linares, Robert - 1952-53-55
Lindley, Ryan - 2008-09-10-11
Lizalde, Milo - 1964
Lobel, Blake - 2001-02-03-04
Lockett, Colin - 2010-11-12-13
Lomax, Trey - 2014-15-16-17
Long, Jerome - 2008-09-10-11
Long, Matt - 1980-81-82-83
Long, Max - 1954
Long, Victor - 1953-54
Louis, John - 1990-91-92-93
Louis, Lance - 2004-05-07-08
Lovine, Allen - 1935-36
Lowery, David - 1991-92-93
Lucas, Bob - 1975
Luke, Anthony - 2017-18
Luster, Dave - 1985
Lynch, Mike - 2003
Lyons, Robert - 1951-52-53

M

Mack, Farrell - 1978
Macias, Edgar - 1996
MackKersie, Bill - 1942
Macon, Kevin - 1987-88-90-91
Macklin, Isiah - 2017-18
Madison, Ken - 1964-65
Magee, Albert - 1957-58-59
Magee, Donald - 1955-56-57
Mahmeister, James - 1946
Mailangi, Sefo - 2019
Maka, Va'ati - 2003-04
Malano, Mike - 1996-97-98-99
Malcolm, Marshall - 1951-53-55
Manneh, Sam - 1968-69
Manocchia, Nick - 1980
Manos, John - 1945
Mao, Tracey - 1988-89-90-92
Maples, Milton - 1988-89
Marchbanks, Ross - 2000-01
Marden, Chance - 2012
Marsala, John - 1976
Marshall, Gary - 1973-74-75-76
Martin, Brett - 2004-05-06-07
Martin, Deric - 1999-00-01
Martin, Dick - 1932
Martin, Joe - 2003-04-05-06
Martin, Larry - 1964-65
Martin, Saladin - 1977-78
Mascan, Larry - 1973-74, 76
Masinick, Luke - 1983
Mason, Greg - 1972-73
Masthay, Mauri - 1956
Mastin, Randy - 1978-79
Matamua, Mike - 2009, 11
Matheson, Doug - 1967
Mathie, Bill - 1938-39-40
Mathis, Ken - 1976-77
Mathis, Kendrick - 2014-15-16
Matthews, Jesse - 2019
Matuszewicz, Steve - 1988-89-91-92
Mauldin, Davion - 2008-09
Maultsby, Kevin - 1987-88
Maxey, Larry - 1989-90-91-92

Maxwell, DeAndre - 1992-93-94-95
Mayhew, David - 2000-01
Mayo, Joey - 1998-99
Maze, Terrell - 2003-04-05-06
McAuley, Mike - 1973
McBeth, Allen - 1960
McCartney, John - 1992-93-94-95
McChristian, Julius - 1994-95-96-97
McColl, Jim - 1939-40
McCoy, Lloyd - 1962-63
McCoy, Matthew - 2002-03-04
McCreery, Bill - 1925
McCreery, Bob - 1923-24-25
McCullough, Carl - 2003
McCutcheon, Freddie - 2002
McDaniel, Vernell - 1970
McDonald, Caden - 2018-19
McDonald, Dwight - 1974
McFadden, Leon - 2009-10-11-12
McGee, Na'im - 2014-15-16
McGehee, Cecil - 1956-57-58
McGillis, Mike - 1974-75
McGuire, Andy - 1965
McGwire, Dan - 1989-90
McHargue, John - 1955-56
McKay, Mark - 1982-83
McKay, T.J. - 2005-06-07-08
McKechnie, Kevin - 1994-95-96-97
McKee, Dick - 1947
McKeever, Mac - 1982
McMichael, Jim - 1934-35-36
McMichael, Paul - 1931
McMorris, Patrick - 2019
McMorrow, Seamus - 2012-13-14
McNanie, Sean - 1982-83
McNeil, Rod - 1982-83
McNeill, R. (Gray) - 1997-98-99-01
McNeill, Mike - 1974
McNeill, Rodney - 1997
McPhatter, Ferman - 1949-50-51
Meagher, E. (Mike) - 1967-68
Mecham, Ben - 1996-97-98
Meech, Gary - 1969-70
Mejia, J.C. - 2003
Meeke, Joseph - 1961-62-63
Melifonwu, Fred - 2014
Mella, Rob - 1984
Mendenhall, Terry - 1969-70
Mendez, Edward - 1963-64
Mendez, Mario - 1961-62-63
Merchant, Bob - 1940-41
Meredith, Sam - 2011-12-13-14
Merino, John - 1970
Merrill, Bob - 1968-69
Merrill, Tom - 1994
Meschi, Dan - 1973-74
Metroka, Emil - 2006
Metzger, Art - 1936
Meyer, Dave - 1981-82
Miclot, Eric - 2004-05
Mietz, Richard - 1982
Milbrand, Lance - 1983
Milke, G. (Bud) - 1948-49-50
Milks, John - 1963-64
Miller, Adam - 2004-05
Miller, Anthony - 2009
Miller, Bishop - 1999
Miller, Brook - 2002-03
Miller, Chris - 1971-72
Miller, Frank - 1971-72
Miller, Jeff - 1982-83
Miller, Jimmy - 2012
Miller, Kwayde - 2015-16
Miller, Mark - 1977-78
Miller, Robert - 2002-03, 06
Milling, Jerry - 2006-07-08-09
Mills, Lloyd - 2014-15
Milsan, Doel - 1940
Mims, Terry - 1986
Minor, Claudie - 1972-73
Minor, John - 1982-83-84-85
Misch, Mike - 1989-90

Mitchell, Connor - 2018-19

Mitchell, DeAngelo - 1987
Mitchell, Ken - 1947
Mitchell, Kevin - 1979-80
Mitchell, Larry - 1970
Mitchell, Lonny - 1997-98-99
Mitchell, Mario - 1985-86-87-88
Monaco, Ron - 1981
Moneymaker, Robert - 1956
Montgomery, John - 1924, 27-28
Montgomery, Kalan - 2014-15-16
Montgomery, Marcus - 2006
Montler, Bonner - 1988
Moody, Dan - 1977-78
Moore, Aaron - 2006-07-08-09
Moore, Damon - 2017-18
Moore, Jason - 1994-95-96-97
Moore, Jermaine - 2002-03
Moore, Josh - 1994
Moore, Johnny - 1977, 79-80
Moore, Ken - 1983-84-85-86
Moore, Lonnie - 1979
Moore, Raymond - 1952-53, 56
Moore, William - 1969-70
Morales, Marco - 1982-83
Moran, James - 1950
Moran, Rich - 1980-81, 83-84
Morehouse, Ron - 1977-78
Moreno, David - 2000-01
Morgan, Jeff - 1981
Morris, Andre - 1969-70
Morris, Cree - 1990-91
Morris, David - 1964
Morris, Richard - 1958-59-60
Morris, Shane - 2008
Morrison, Al - 1921-22
Morrison, Kirk - 2001-02-03-04
Morrison, Ty - 1991
Morton, Lance - 1954
Moses, Clark - 1987-88-89
Moses, Clinton - 1952
Moses, Greg - 1972-73
Moses, Haven - 1966-67
Moss, Robert Jr. - 1958-59-60
Mosolf, George - 1931-32-33
Mott, DeWitt - 1921
Mott, Paul - 1924-25-26-27
Mougey, Darren - 2005-06-07-08
Muehleisen, Gene - 1936-37
Muema, Adam - 2011-12-13
Muhammad, Aqeel - 1998-99
Mulholland, Pat - 1978
Mummy, Gene - 1953
Munson, Calvin - 2013-14-15-16
Murdock, Clayton - 1929-30
Murphy, Damien - 1996-97-98
Myatt, Jerry - 1972-73
Myer, Richard - 1969-70

N

Nadon, Adrian - 1945
Napier, Sandy - 1970-71
Naylor, Casey - 2001-02-03
Neal, David - 1997-98
Neary, Mike - 1983-84
Nelson, Robert - 1956-57
Nelson, Robert - 2005
Ned, Larry - 1998-99-00-01
Nedd, DeAngelo - 2000-01-03
Negrete, Danny - 2003
Nelson, Peter - 2007-08-09
Nelson, Robert - 2006
Nelson, William - 1946
Nesvold, Al - 1942
Nettles, Bill - 1938-39-40
Nettles, Tom - 1966-67-68
Nettles, Tony - 1989
Nettles, Wayne - 1939-40
Nevarez, Steve - 2002
Newlee, Barney - 1946-47
Newman, Ken - 1980
Newton, Robert - 1953-54-55

Nicholas, Danny - 1954-55
Nicholas, Osmond - 2011
Nichols, Bert - 1937
Nichols, Tony - 1989-90-91-92
Nicholson, Chester - 1950-51
Nicholson, Scottie - 1998-99
Nielson, Gawin - 1936-37
Nikos, John - 1978
Nilsen, Dan - 1995-96-97
Niu, Sai - 1987-88-89-90
Nixon, Chuck - 1984-85-86-87
Nixon, Torran - 1983-84
Noble, Lenicio - 2014
Nobles, Gary - 1981-82
Nogle, Darold - 1972-73
Norman, Derek - 1994
Nottbusch, Frank - 1932-33-34
Nuanez, Scott - 1983
Nunee, Jim - 1940
Nunn, Clarence - 1983, 85-86-87
Nwansi, Ornan - 2006-07
Nyberg, Jake - 1990-91, 93
Nygaard, Norm - 1952-53-54
Nyssen, Adam - 2003

O

O'Brien, Chris - 1984-85
O'Brien, Josh - 2010
O'Brien, Kevin - 1976
O'Brien, Thomas - 1953
O'Callaghan, John - 1984
O'Connell, Kevin - 2004-05-06-07
O'Connell, Thomas - 1927
Oatsvall, Scott - 1992
Odiome, Dennis - 2002
Ogas, David - 1966-67
Ogas, Ray - 1968-69
Ohlin, Jerry - 1956-57-58
Ohnesorgen, George - 1973-74
Olander, Byron - 1967-68-69
Olison, Rance - 1973-74
Oliver, Clarence - 1967-68
Oliver, Larry - 1977-78
O'Mara, Jack - 1932-33-34
Onuoha, Dontrell - 2011-12-13-14
Onyeukwu, Chibui - 2017-18
Orange, Rickey - 1976-77
Ortega, Richard - 1951-52
Ortiz, Robert - 2002-03-04-05
Osborn, Nick - 2004-05-06-07
Osborne, Andy - 1996-97
Osgood, Kassim - 2002
Oslin, Michael - 1967-68
Otis, John - 1952
Overbaugh, Jeff - 2012-13-14-15
Overby, Ken - 1994-95
Overton, Dayna - 1995
Owens, Marv - 1970-71
Owens, Keith - 1989

P

Paopau, Junior - 1971
Palmer, Garrett - 2004-05-06-07
Palumbo, Paul - 1980
Paredes, Andre - 1981-82-83
Parchment, Dwayne - 2016
Parker, Charles - 1958
Parker, Larry - 2009-10-11
Parker, Ricky - 1993-94-95-96
Parker, Sherwood - 1941-42
Parker, Thomas - 1945
Parks, Lamont - 1987-88
Parks, Leon - 1948-49-50
Parrington, Trevor - 2004-05-06
Parris, Henry - 1922
Patterson, Zach - 1995
Pau, Morey - 1987-88-89-90
Pauu, Jack - 1970-71
Pavelko, Galen - 1969-70
Pavelko, Garret - 2000-01
Payne, Ceasar - 1969-70
Pearson, Dennis - 1977

Letter Winners



10 STRAIGHT BOWL GAME APPEARANCES ► 21 CONFERENCE CHAMPIONSHIPS

Peck, George - 1941
Penman, Lonnel - 2002-03
Penny, Rashaad - 2014-15-16-17
Pentoney, Lawrence - 1951-52
Penrose, Craig - 1974-75
Penuelas, Frank - 1936-37
Penwarden, Roy - 1938
Perez, Abelardo - 2010-11
Perez, Jose - 2008-09-10
Perkov, Kent - 1977-78
Perry, Jason - 2001
Perry, Larry - 1981
Perry, Robert - 1923
Perry, Robert - 1972
Person, Jerry - 1979-80
Peters, Alton - 1947-48
Peterson, Dave - 1962-63-64
Peterson, Elmer - 1932
Peterson, Eric - 1994
Peterson, Harold - 1950
Peterson, Jim - 1972
Peterson, Randy - 1987-88
Peterson, Ray - 1992-93-94-95
Peterson, Werner - 1927-28-29
Petties, C. (Neal) - 1961-62-63
Pettitt, Duane - 1983-86
Phillips, Sergio - 2014-15-16
Pierce, Sean - 1997-99-00
Pieri, Damon - 1990-91-92
Pierson, Gary - 1975
Pierson, William - 1968-69
Pieson, Curt - 1990-91
Pifer, Del - 1968-69
Pine, Thomas - 1950
Pinkins, Braxton - 1955-56-57-58
Pinkins, Eric - 2009, 11-12-13
Pino, Chris - 2004-05
Piper, Marvin - 1947
Pittman, Wayne - 1991-92-93-94
Pitts, Chester - 1999-00-01
Pitts, Devin - 2003-04
Pitts, Paul - 2015
Platt, Brad - 1988
Plum, Jim - 1983-84-85-86
Poe, James - 1964
Pohl, Julian - 1921-22
Poluzzi, Louis - 1941-42
Pompa, Michael - 1967-68
Poole, Terry - 2013-14
Pope, Ryan - 2016-17-18
Pope, Sheldon - 1996-97-98-99
Porter, Brandon - 2013-14
Porter, Ramal - 2003-04-05-06
Poumele, Faleselau - 2001-03-04-05
Powers, Ellis - 1983-84-85
Preciado, Marcus - 1990
Prefontaine, Noel - 1995-96
Preisler, Eddie - 1939-40
Preston, Andrew - 2007-08-09-10
Preston, Art - 1949-50-51
Price, Chase - 2012-13-14-15
Price, David - 1985
Prim, Gary - 1973-74
Printy, Ted - 1999
Proctor, Thomas - 1961
Prokop, Phillip - 1951-52-53
Provencal, Chad - 1991-92
Pruitt, Aaron - 1993
Pulice, Frank - 1988
Pumphrey, Donnel - 2013-14-15-16
Purkins, John - 1949-50-51
Pyles, James - 1955-56

Q

Quigley, Bryce - 2010-11-12-13
Quinlan, Volney - 1951
Quinones, Erik - 2009

R

Raaka, Bill - 1934-35
Rachow, Judd - 1989-90-91
Radley, Lucky - 2014

Radovich, Nick - 1947
Rager, Brandon - 2002-03
Rahill, Kevin - 1986
Ramage, Scott - 1981-82
Ramos, Leo - 1981
Rand, Jack - 1932-33-34
Randall, Sakimo - 1999-00-01
Rash, Dick - 1941
Rasmussen, Jeffrey - 1969-70
Ray, LaVance - 2002-03
Raye, Jimmy - 1988-89-90
Rayford, Bennie - 1976
Rea, Donnie - 1969-70
Reagan, Ralph - 1975-76
Reed, Doug - 1981-82
Reed, Michael - 1970-71
Reed, Troy - 1986
Reed-Martin, Kerry - 1985-86-87-88
Reeder, Rick - 1980-81
Reedy, Monty - 1974-75
Reese, Dean - 1975
Reisinger, Bob - 1985
Reyes, Jesus - 1996-97-98
Reynolds, R. (Tom) - 1969-70-71
Ricardo, Benny - 1973-74
Riccobono, Joe - 1947-48
Rice, Owen - 1932-33-34
Richards, John - 1946
Richards, Todd - 1984-85
Richardson, Darryl - 2016-17
Richardson, Frank - 1954-55
Richardson, Isaiah - 2019
Richardson, Rickey - 1977-78
Richardson, Stuart - 1925
Richey, Kevin - 1979-80-81-82
Ricketts, Bob - 1941
Ricketts, Kenneth (Ed) - 1950-51
Ricks, Randy - 2015
Ridge, Houston - 1965
Rimbach, Bev - 1945
Rinehart, Mike - 1983
Ring, Dave - 1980-82
Rische, Tom - 2010
Ritter, Jared - 1999-00-01-02
Rivera, Emilio - 2008-09, 11
Robb, Jack - 1925-26-27
Robb, Wesley - 1951-52-53
Robbins, Al - 1942
Robbins, Val - 1941-42, 46
Roberts, Adam - 2011-12-13-14
Roberts, Don - 1981-82
Roberts, Evan - 1932
Roberts, Mark - 1991-92-93
Roberts, Patrick - 1960-61-62
Robertson, Jon - 1969-70
Robinson, Preston - 1951
Robinson, Steve - 1994-95-97
Robinson, Will - 2004-05-06-07
Robles, Dylan - 2000-01
Rochelin, Julian - 2015-16
Rockold, Joe - 1960-61
Rodahoffer, Chris - 1991-92-93
Rodriguez, Paul - 2014
Rodriguez, Albert - 1998
Rodriguez, Andy - 1968-69-70
Rodriguez, Armando - 1945
Rodriguez, Paul - 2012
Roe, Matt - 1993-94
Roemer, Tyler - 2017-18
Roeszler, Greg - 1977-78
Rogers, Bob - 1947-48
Romain, Pierre - 2012-13-14-15
Romero, Gary - 1961-62
Romig, Jim - 1956-57-58
Rosales, Antonio - 2015-16-17
Ross, Alden - 1922
Ross, Wayne - 1984-85-86-87
Roth, Bill - 1925
Rouser, Eric - 2005-06
Rowe, Patrick - 1987-88-90-91
Rowe, Ray - 1988-89-90-91
Royal, Don - 1963-64-65

Rudisill, Steve - 1991
Ruffa, Ed - 1923-24-25-26
Ruffin, Ezell - 2012-13-14
Rulon, Tom - 1982-83
Rumsey, Bill - 1928-29-30
Runyon, Richard - 1954-55
Russell, Bob - 1941
Russell, Brian - 1998-99-00
Russell, Marcus - 2011
Russell, Shane - 2005
Russell, Robert - 1952-53
Russo, Sam - 1921-22, 24
Rutley, Mark - 1982
Ryan, Robbie - 2001-02-03
Ryan, Robert - 1922
Rymer, Steve - 1976
Rzezniak, M.J. - 1996-97-98

S

Sagapolutele, Pio - 1988-89-90
Salaam, Ephraim - 1995-96-97
Salcedo, Joe - 2015-17
Salinger, Paul - 1962
Sampson, Clinton - 1981-82
Sampson, DeMarco - 2005, 08-09-10
Sanchez, Jon - 2012-13-14
Sandford, Nick - 2006-07-08-09
Sandifer, Dominique - 2009-10, 12
Sandin, Michael - 1960
Sandoval, Armando - 1997
Sandusky, George - 1975
Sandusky, Jim - 1983
Sang, Derek - 1989-90
Sanger, Jerry - 1958-59
Santifer, Derek - 1987
Santorio, Seth - 2003
Santos, Atonio - 1996-97
Santos, Joe - 1988-89
Santos, Todd - 1984-85-86-87
Savage, Bob - 1978
Savorn, Jason - 1990-91-93
Sawaya, Al - 1956-58
Saxon, Mike - 1982-83
Schacklett, John - 1959-60
Schaefer, Chris - 1978
Schakel, Larry - 1966-67
Schantz, Andrew - 2005-06
Scheid, Lyman - 1921
Scheid, Pat - 1971-72
Schevings, Albert - 1923-24
Schliens, Chaz - 2004-05-06-07
Schimpf, Larry - 1956-57-58
Schlick, Dave - 1987-88
Schmautz, Raymond - 1964
Schmidt, Mike - 2006-07-08
Schmidt, Steve - 2005, 07
Schmidt, Taylor - 2004-05
Schmitt Tyler - 2004-05-06-07
Schraeder, Vernon - 1931-32
Schweitzer, Ed - 1971-73
Scoggins, Craig - 1965-66
Scott, Bill - 1982-83
Scott, Darnay - 1991-92-93
Scott, Mark - 1999
Scott, Rashad - 2018-19
Scroggins, Ed - 1971-73
Scudday, Brian - 1978, 80-81
Seabaugh, Todd - 1981-82
Seau, Micah - 2013
Sedberry, Stan - 2012-13
See, Elmer - 1926
Seiner, Bob - 1981-82
Sefton, Walt - 1936-37
Semenik, Alex - 1992-93
Seminario, Joe - 1940-41-42
Sevier, Wayne - 1961-62
Shank, Robert - 1957-58-59
Shankle, Damian - 2009
Shanks, Austin - 1983-84
Shapiro, Zachary - 2008-09
Sharp, Wintson - 1974
Sharpe, Ricky - 1999-00-01-02

Shaw, Buck - 1980, 82
Shaw, Dennis - 1968-69
Shaw, Justin - 2008
Shaw, Mike - 1973
Shawcroft, Michael - 2019
Shea, Paul - 1928
Shearer, Curtis - 1992-93-94
Shellabarger, J. (Tom) - 1969-70
Shepard, Morris - 1941-42, 46
Sheriff, Lon - 1999-00-01-02
Shields, Bryan - 2010
Shields, D.J. - 2009-10-11-12
Shoate, Jeff - 2001-02-03
Sholten, Ray - 1965
Shreve, James - 1931
Shrewsbury, Marvin - 1945
Shults, Robert - 1990-91
Shumate, Colin - 2010
Shy, Don - 1965-66
Sibbert, James - 1960
Siluano, Rene - 2010-11-12-13
Silva, Alberto - 1957-58
Silverthorn, Rick - 1978
Simcox, John - 1946-47-48
Simmons, Dick - 1947-48-49
Simmons, Garric - 2000-01-02
Simmons, Jim - 1949
Simmons, Peter - 1949-50-51
Simmons, Ryan - 2016
Simmons, Roy (Mike) - 1947
Simmons, Warren - 1961-62-63
Simjanovski, Brian - 1999-00-01-02
Simpson, Hugh - 1954-55
Simpson, Randy - 1965
Sims, Chet - 1970
Sims, Jim - 1938-39-40
Sims, Mark - 1973-74
Simunec, Steve - 1975
Sinclair, Alan - 1977-78
Sipe, Brian - 1969-70-71
Siragusa, Nico - 2013-14-15-16
Siron, Moose - 1938
Sisco, Justin - 1999-00
Skaggs, Craig - 1985-86-87
Skooog, Jack - 1987-88
Slack, Ron - 1986-87-88-89
Slater, Birt - 1949-50-51
Slater, Pearce - 2014-15
Slaughter, Webster - 1984-85
Slavin, Ben - 1935-36
Smerdon, William - 1952
Smith, Aubrey - 2008
Smith, Avey - 1951-52
Smith, Charles - 1925-26-27, 29
Smith, Ed - 1925
Smith, Edward - 1957
Smith, Frank - 1948
Smith, Frank - 1942
Smith, Gene - 1945
Smith, George - 1960
Smith, Jordan - 2012-13-14
Smith, Kevin - 1986
Smith, Kobe - 2018-19
Smith, Malik - 2013-14-15-16
Smith, Maxwell - 2015
Smith, Mike - 1997
Smith, Nick - 2006
Smith, Phil - 1981-82
Smith, Ron - 2016-17-18
Smith, Ronnie - 1976-77
Smith, Shawn - 1992-93
Smith, Turaj - 1990-91-92-93
Smith, Tairou - 1997-98-99
Smith, Zach - 1992-93-94-95
Smorin, Leonard - 1954-55
Smyth, Ed - 1935-36
Sneed, Kevin - 1974
Snyder, Ky - 1982
Snyder, Waddell - 1951
Sokoloski, Kelsey - 2007-08
Solar, Mike - 1975-76
Sommers, Bob - 1937

Letter Winners



10 STRAIGHT BOWL GAME APPEARANCES ► 21 CONFERENCE CHAMPIONSHIPS

Soto, Jonathan - 2005, 07-08-09

Spalding, Kyle - 2018-19

Spears, Ron - 1979-80
Speer, George - 1952
Spek, Jeff - 1983
Spencer, Neil - 2007, 10
Spencer, Waika - 2006-07-08
Spillane, Greg - 1996-97-98-99
Spinello, Mike - 1988
Spinks, Brian - 2006
Spitler, Garold - 1941-42, 46
Squires, John - 1922-23
Stablein, Jerry - 1979, 81
Staggs, Jeff - 1965-66
Stahlfeld, Edward - 1922, 24
Stahovich, Brian - 2008-09-10-11
Stahr, Dallas, Jr - 1969-70
Stallings, Ramondo - 1990-91-92-93
Stamps, Marcus - 2014-15
Standridge, Leon - 1964-65
Stapler, Steve - 1978-79
Staples, Clark - 1954-55
Stark, Victor - 1962-63
Stauber, James - 1961-62-63
Steen, Terrill - 1990-91-92-93
Steigner, Martin - 1967-68
Stein, Roger - 1935-36
Stenson, David - 1961-62-63
Stephenson, Eugene - 1923-24
Stephenson, George - 1958
Stevens, George - 1952
Stevens, Khalid - 2010-11
Stevens, Mike - 1982-83-84-85
Steward, Eddie - 1970-71
Steward, Ronald - 1953-54
Stewart, Brad - 1974
Stewart, Floyd - 1950-51
Stewart, Justin - 2000
Stewart, Michael - 2007
Stinnet, Ken - 1970
Stokes, Zac - 1990-91
Storrs, Bruce - 1970-71
Stricklin, Will - 2017-18
Stuart, Samuel - 1960
Stubbs, Jim - 1936
Stubblefield, Ray - 1966
Sturm, Brett - 2003-04-05-06
Styles, Cliffton - 2019
Subis, Nick - 1987-88-89-90
Sulick, Tim - 1996-97
Sullivan, Brandon - 2007-08-09-10
Sullivan, T.J - 2019
Sutton, Dennis - 1971-72
Sutton, Eric - 1991-92-93-94
Svitenko, Steve - 1984-85
Sykes, Gerald - 2002-03
Symington, James - 1958-59-60
Swain, Brett - 2004-05-06-07
Swaney, Jason - 1989-90

T

Tai, Sam - 2016
Tamamasui, Tal - 1984-85
Tandberg, Nate - 1997-98-99-00
Tarleton, Michael - 1957-58, 60
Tarr, Alfred - 1921-22
Tate, Will - 1990-91, 93
Tauanuu, Jacob - 2009-10
Tavai, Jonah - 2019
Taylor, Bill - 1978
Taylor, Gary - 1989-90-91-92
Taylor, Greg - 2001
Taylor, Robert B. - 1978-79
Taylor, Robert E. - 1979-80
Taylor, Steve - 1964-65-66
Tegio, Mark - 1985-86
Tenhaeff, Nick - 2010-11-12-13
Tereschuk, Pete - 1975
Tezino, Kyahva - 2016-17-18-19
Thoemmes, Wade - 1986
Thomas, Cameron - 2019
Thomas, Joe - 1978-79

Thomas, Jordan - 2010-11-12-13

Thomas, Ron - 1973

Thomas, Zachary - 2017, 2019

Thomerson, Jack - 1961
Thompson, Alan - 1972-73-74
Thompson, Alex - 2004-05
Thompson, Craigus - 1993-94-95-96
Thompson, Eric - 1989
Thompson, Fred - 1952
Thompson, Jesse - 1949-50-51
Thompson, Norman - 1937-38-39
Thompson, Tariq - 2017-18-19
Thompson, Tracy - 1982-83-84-85
Thompson, Trenton - 2016, 2018-19
Thompson, Tyson - 2002
Thorn, Tim - 1972-73-74
Thorne, Matt - 1998
Thornton, David - 1966-67
Thrash, Ron - 1970-71
Timmons, Bill - 1937-38-39
Toccagino, Giovanni - 1998
Toledo, Jon - 2006-07, 09
Tolver, G. (J.R.) - 1999-00-01-02
Tom, Doug - 1993-94-95
Tomlinson, Robert - 1946-47-48-49
Topp, Greg - 1985
Tracy, Hal - 1939
Trakas, Andy - 1989-90-91-92
Tremblay, John - 1975
Trevillion, Fred - 2014, 2017-18
Trevis, Gilbert - 1976
Trickey, Beau - 2000-01-02-03
Triplett, Gary - 1986, 88
Trott, Mike - 1971-72
Trujillo, Frederick - 2010-11-12
Truvillion, James - 1998-99-00, 02
Truxton, Quest - 2016-17
Tuiaana, Samida - 1987-88
Tuipala, Joseph - 1995-96-97-98
Turley, Kyle - 1994-95-96-97
Turner, Dakota - 2014-15-16-17
Turner, David - 1976-77
Turpen, Joseph - 1967

U

Uipi, Sikoti - 2000, 2002
Ulibarri, Josh - 2008
Uluave, Alama - 2018-19
Umuolo, Alston - 2007-08-09, 11
Underwood, Marviel - 2001-02-03-04
Uttecht, Alvin - 1967

V

Van, Jason - 2000-01-03
Van Gorkum, Leon - 1969-70
Van Leeuwen, Wm. - 1968-69
Van Raaphorst, Bill - 1995-96
Vance, Mike - 1980-81
VanderSluis, Ron - 1976-77
Vanoni, Al - 1936-37-38-39
Varney, Joe - 1921
Vasquez, Armando - 1965-66
Vasquez, A. (AJ) - 1968-69
Vaughn, Billy - 2014-15-16
Vaughn, Robert - 1961-62
Venuta, Vic - 1975
Ventura, Manuel - 1957
Vassey, Tom - 1977
Vazquez, Grady - 2019
Victor, Brant - 1978
Victoria, Adam - 1971, 72
Vierra, John Jr - 1957
Vincent, Mike - 1988
Vincent, William - 1951-52
Vizzi, Tim - 2012-13
Voorhis, Walt - 1983-84
Vradenburg, Todd - 1988

W

Wade, Josh - 2009-10, 12
Walcott, Kevin - 2015-16
Walden, Delbert - 1945

Walker, Al - 1953-54

Walker, Earl - 1940
Walker, Jake - 2004
Walker, Johnny - 1988-89-90
Walker, Noval - 1930-31-32
Walker, Owen - 1939-40
Walker, T.S. - 1936-37
Wallace, Jack - 1934
Wallace, Roberto - 2007-08-09
Walton, Delbert - 1927-28
Walton, Whip - 1974-75-76-77
Ward, Bruce - 1970-71
Ward, Herbert - 1936-37
Ward, Terrell - 1977-78
Wardell, Leroy - 1984-85
Warren, Darryl - 1989
Warren, Don - 1977-78
Warren, Gilbert - 1961-62-63
Warren, Glenn - 1930-31-32
Warren, Vince - 1982-83-84-85
Warring, Kahale - 2017-18
Washington, H. (Ted) - 1966-67
Washington, Juwan - 2016-17-18-19
Washington, Mike - 1979
Waters, Mike - 1983-84
Watkins, Jermaine - 1998-99
Watley, Ira - 1973-74
Watson, Adam - 2003
Watson, Jeff - 1979-80
Watson, Jordan, 2015
Watson, Justin - 1995-96-97
Watters, Willie - 2009
Weathers, Carl - 1968-69
Webb, Bob - 1942
Webb, Dick - 1937-38-39
Webb, Jeff - 2001-03-04-05
Weber, Richard - 1967-68
Weems, Craig - 1993-94-95
Weller, Wendell - 1949
Wells, David - 2014-15-16-17
Wells, Kevin - 1985-86-87-88
Wells, Mike - 1982-83
Wells, Remond - 1980
Wenzel, Ralph - 1964-65
Werley, Robert - 1945
Wesber, Darius - 1998-99
Wesley, Mekell - 2006-07-08-09
Wesselman, John - 1987-88-89
West, James - 1923-24
West, Robert - 1970-71
Westling, Drew - 2008
Weymiller, Toby - 1989-90
Whelan, James - 1954-55
Whigham, Frank - 1941
Whitaker, Frank - 1941
White, Dana - 1974-75
White, Howard - 1942
White, James - 1970
White, John - 1976
White, Terry - 1974
Whitefield, Hershell - 1965-66
Whitfield, Barry - 1984
Whitley, Wayne - 1957-58-59
Whitman, Robert - 1995-96
Whittaker, J.J. - 2013-14-15
Whittington, David - 1959-60
Wilder, Mike - 1983-84-85-86
Wilks, Jim - 1980
Williams, B.J. - 2007-08-09-10
Williams, Brad - 1979-80-81
Williams, Chris - 1998-99-00
Williams, Derrick - 1988-89
Williams, George - 1980-81
Williams, Henry - 1977-78
Williams, John - 1965-66
Williams, Jeryl - 1986-87
Williams, Kaegun - 2018-19
Williams, Keith - 1990-91-92-93
Williams, Mike - 1998-99
Williams, Ray - 1975
Williams, Ross - 2011
Williams, Thomas - 1967-68

Williams, Wesley - 2003-04

Williamson, Greg - 1984-85-86
Williford, Sam - 1991-92-93
Willis, Don - 1973-74
Wilson, Alex - 2018-19
Wilson, Art - 1928-29
Wilson, Charles - 1934
Wilson, Eric - 2019
Wilson, Gary - 1966-67
Wilson, George - 1921-22
Wilson, Harlan - 1927-28
Wilson, Jack - 1929
Wilson, Ted - 1932-33-34
Wilson, Tim - 2017-18
Wilson, Milt - 1986-87-88-89
Wilson, Thomas - 1945, 48-49-50
Windham, Daniel - 1995-96
Wingo, Donnell - 1982
Winkler, Richard - 1961
Wittler, Jon - 1965-66
Wolf, James - 1960
Wollenhaupt, Dave - 1945
Wood, Alonzo - 1955-56
Wood, Ernest - 1967-68
Woods, Kyree - 2016-17-18-19
Woodard, Glen - 1952-53-54
Woodard, Lon - 1968-69
Woodruff, Pat - 1985
Woolich, Ray - 1975
Woolsey, Chad - 2017-18
Worden, Stewart - 1942, 46-47
Wortiska, Charlie - 1974-75
Wright, Alva - 1971-72
Wright, Brandon - 2012
Wright, Clark - 1967-68
Wright, Nate - 1967-68
Wright, T.C. - 1990-91
Wright, Tyron - 1994-95
Wu, James - 1997-98
Wulfemeyer, Tim - 1971-72
Wulff, Lee - 1922-23
Wurth, Tom - 1989
Wyatt-Thayer, Austin - 2015-16

Y

Yamamoto, John - 1928-29-30
Yamamoto, Paul - 1931-32
Yarberry, George - 1945
Yarbrough, Darryl - 1978-79-80-81
Yarbrough, Marcus - 2007-08-09-10
Yates, Russell - 1930
Yoshida, Lane - 2008-09
Young, Antwone - 1997-98-99
Young, Chad - 2010-11-12-13
Young, David - 1955
Young, Ralph - 1923-24
Youngs, Tyrone - 1970-71
Yount, Jack - 1935-36

Z

Ziegler, Marc - 1991-92-93-94
Zinser, Glenn - 1937-38
Zumstein, Louie - 1991, 93-94

Bold indicates a current Aztec on the 2020 roster

All-Time Scores



10 STRAIGHT BOWL GAME APPEARANCES ▶ 21 CONFERENCE CHAMPIONSHIPS

ALL-TIME SCORES < HISTORY

1921 4-6; 1-3 SCJCC (4TH)

Home: 4-3, Away: 0-3
Head Coach: C.E. Peterson

10/1	Army-Nav. Academy J.C.	W	6-0
10/6	Reserve Destroyers	L	0-3
10/13	U.S.S. Birmingham	L	0-14
10/15	Naval Air	L	7-12
10/19	U.S.S. Birmingham	W	14-6
10/21	Army-Navy Academy	W	12-0
10/28	at Santa Ana J.C.*	L	0-26
11/4	at Fullerton J.C.*	L	0-20
11/21	Chaffey J.C.*	W	14-0
11/19	at Riverside J.C.*	L	7-19
Total Points			60-100

1922 6-4; 4-0 SCJCC (1ST)

Home: 3-4, Away: 3-0
Head Coach: C.E. Peterson

9/19	San Diego Marines	W	18-0
9/22	Coronado H.S.	W	39-0
9/26	Fleet Air	L	6-7
9/30	Occidental College	L	7-33
10/7	UCLA	L	6-25
10/21	Whittier College	L	7-33
11/4	at Santa Ana J.C.*	W	50-0
11/10	at Fullerton J.C.*	W	31-0
11/24	Riverside J.C.*	W	20-6
11/30	at Chaffey J.C.*	W	6-0
Total			191-104

1923 8-2; 2-0 SCJCC (1ST)

Home: 7-1, Away: 1-1
Head Coach: C.E. Peterson

9/29	U.S.S. Melville	W	10-3
10/6	Occidental	L	7-33
10/13	at UCLA	L	0-12
10/19	San Diego Marines	W	14-3
10/27	at Riverside J.C.*	W	39-3
11/3	Santa Barbara State	W	38-13
11/12	Santa Ana J.C.*	W	26-6
11/17	San Diego Marines	W	34-7
11/24	La Verne	W	27-0
11/29	Fresno State	W	12-2
Total			207-82

1924 7-1-2; 3-0 SCJCC (1ST)

Home: 5-0-1, Away: 2-1-1
Head Coach: C.E. Peterson

10/4	San Diego Marines	W	30-0
10/11	California Christian	W	54-6
10/18	Redlands	W	13-0
10/25	at La Verne	T	7-7
11/1	Riverside J.C.*	W	6-0
11/5	at El Centro J.C.*	W	58-0
11/8	at Santa Barbara State	W	42-6
11/15	UCLA	T	13-13
11/22	Santa Ana J.C.*	W	26-14
11/27	at Fresno State	L	0-7
Total			249-53

1925 5-3-1; INDEPENDENT

Home: 3-2-1, Away: 2-1
Head Coach: C.E. Peterson

9/26	at UCLA	L	0-7
10/3	at Redlands	W	10-0
10/25	Caltech	W	10-6
10/24	Whittier	W	24-0
10/31	Loyola	L	9-13
11/7	at Santa Barbara State	W	10-0
11/14	San Diego Marines	T	14-14

11/21	California Christian	W	14-6
11/26	La Verne	L	7-13
Total			108-59

1926 3-4-1; 1-3-1 SCIAC (7TH)

Home: 3-2-1, Away: 0-2
Head Coach: C.E. Peterson

10/2	at Pomona*	L	6-20
10/9	at UCLA*	L	7-42
10/16	Redlands*	W	14-9
10/23	California Christian	W	21-16
10/30	Fresno State	L	7-28
11/6	Santa Barbara State	W	16-0
11/13	La Verne*	T	7-7
11/25	Whittier*	L	0-28
Total			78-150

1927 4-3; 2-3 SCIAC (T-5TH)

Home: 2-2, Away: 2-1
Head Coach: C.E. Peterson

10/1	California Christian	W	71-0
10/8	at Redlands*	W	32-0
10/15	Caltech*	L	13-17
10/29	Pomona*	L	12-18
11/5	at Whittier*	L	7-25
11/12	at Santa Barbara State	W	16-13
11/24	La Verne*	W	39-6
Total			190-79

1928 3-3; 2-3 SCIAC (5TH)

Home: 2-2, Away: 1-1
Head Coach: C.E. Peterson

10/13	Occidental*	L	7-20
10/27	Whittier*	W	34-12
11/3	at California Christian	W	18-13
11/10	La Verne*	W	40-0
11/17	at Pomona*	L	0-27
11/29	Caltech*	L	12-33
Total			111-105

1929 3-5; 1-5 SCIAC (6TH)

Home: 3-3, Away: 0-2
Head Coach: C.E. Peterson

9/28	California Christian	W	26-18
10/5	at Whittier*	L	7-13
10/12	at Redlands*	L	0-7
10/19	Santa Barbara State	W	7-6
11/2	Occidental*	L	0-20
11/9	La Verne*	W	35-0
11/6	Pomona*	L	0-13
11/28	Caltech*	L	6-19
Total			81-96

1930 5-4; 3-3 SCIAC (3RD)

Home: 3-4, Away: 2-0
Head Coach: W.B. Harreid

9/25	San Diego Marines JV	W	39-0
10/3	at Pomona*	W	6-0
10/11	California Christian	W	19-0
10/17	at Occidental*	W	14-7
10/25	La Verne*	W	14-6
11/1	Whittier*	L	13-19
11/8	Redlands*	L	0-6
11/15	Submarines Pacific	L	7-13
11/27	Caltech* (HC)	L	0-20
Total			112-71

1931 5-3-2; 2-2-1 SCIAC (T-4TH)

Home: 0-3-2, Away: 5-0
Head Coach: W.B. Harreid

9/19	Alumni	T	0-0
9/25	at Arizona	W	8-0
10/2	at California Christian	W	27-0
10/9	Occidental*	L	2-13
10/16	Redlands*	T	6-6
10/23	at Whittier*	W	7-0
10/31	at Pomona*	W	6-0
11/11	San Diego Marines	L	0-13
11/26	Caltech* (HC)	L	0-13
12/5	at Fresno State	W	15-0
Total			71-45

1932 3-5-1; 2-4-1 SCIAC (5TH)

Home: 2-4-1, Away: 1-1
Head Coach: W.B. Harreid

9/23	Santa Barbara State*	L	2-6
10/1	at Pomona*	W	13-0
10/8	La Verne*	L	12-15
10/22	Occidental*	T	0-0
10/28	at Redlands*	L	6-19
11/5	Whittier*	L	14-19
11/11	San Diego Marines	L	0-14
11/19	Arizona	W	13-0
11/26	Caltech* (HC)	W	20-0
Total			80-72

1933 4-4-1; 4-2-1 SCIAC (4TH)

Home: 2-2, Away: 2-2-1
Head Coach: W.B. Harreid

9/23	at UCLA	L	0-13
9/30	San Diego Marines	L	0-34
10/6	at Whittier*	T	0-0
10/14	Pomona*	W	10-0
10/20	at La Verne*	W	6-0
10/27	Redlands*	L	0-13
11/10	at Santa Barbara State*	W	6-0
11/18	at Occidental*	L	0-12
11/25	Caltech* (HC)	W	37-0
Total			59-72

1934 3-5-1; 2-1-1 SCIAC (2ND)

Home: 2-3, Away: 1-2-1
Head Coach: W.B. Harreid

9/22	at UCLA	L	0-20
9/28	at Arizona	L	0-7
10/6	Army-Nav. Academy J.C.	W	19-7
10/13	Occidental*	W	20-7
10/19	at La Verne*	T	0-0
11/3	Whittier*	L	6-26
11/10	Loyola	L	3-19
11/17	at Redlands*	W	7-6
11/29	Arizona State	L	6-14
Total			61-106

1935 3-4-1; 2-2-1 SCIAC (T-3RD)

Home: 3-2-1, Away: 0-2
Head Coach: Leo Calland

10/5	Santa Barbara State*	T	7-7
10/12	Occidental*	L	0-7
10/19	La Verne*	W	14-6
10/25	at Whittier*	L	0-13
11/9	Loyola	W	6-0
11/16	Redlands*	W	13-7
11/28	at San José State	L	9-24
12/7	Pacific	L	6-19
Total			55-83

All-Time Scores



10 STRAIGHT BOWL GAME APPEARANCES ▶ 21 CONFERENCE CHAMPIONSHIPS

1936 6-1-1; 5-0 SCIAC (1ST)

Home: 4-1, Away: 2-0-1

Head Coach: Leo Calland

10/3	Occidental*	W	7-0
10/10	La Verne*	W	35-6
10/17	at Redlands*	W	27-7
10/24	San José State	W	14-6
10/31	at New Mexico State	T	7-7
11/11	San Diego Marines	L	0-14
11/21	Santa Barbara State* (HC)	W	9-8
11/28	at Whittier*	W	19-14
Total			118-62

1937 7-1; 4-1 SCIAC (1ST)

Home: 5-1, Away: 2-0

Head Coach: Leo Calland

10/2	Occidental*	W	3-0
10/9	Whittier*	W	6-0
10/16	La Verne*	W	26-0
10/23	New Mexico State	W	20-0
11/6	Redlands* (HC)	L	9-10
11/11	San Diego Marines	W	6-0
11/20	at Santa Barbara State*	W	13-0
11/25	at San José State	W	7-6
Total			90-16

1938 5-2-1; 3-2-1 SCIAC (3RD)

Home: 3-2, Away: 2-0-1

Head Coach: Leo Calland

9/24	U.S.S. New Mexico	W	29-20
10/1	Occidental*	W	8-0
10/8	at Whittier*	T	6-6
10/15	Pomona* (HC)	L	0-9
10/22	at Redlands*	W	14-7
10/29	San José State*	L	0-14
11/11	San Diego Marines	W	9-0
11/19	at Santa Barbara State*	W	16-13
Total			82-69

1939 2-7; 0-2 CCAA (4TH)

Home: 2-6, Away: 0-1

Head Coach: Leo Calland

9/21	Arizona State	L	0-20
9/29	Redlands	W	26-0
10/6	Occidental	W	10-6
10/13	at San José State*	L	0-42
10/28	Pomona (HC)	L	6-12
11/4	Whittier	L	12-23
11/11	San Diego Marines	L	6-13
11/15	Hawai'i	L	0-13
11/25	Santa Barbara State*	L	0-19
Total			60-148

1940 5-3-1; 1-1-1 CCAA (T-2ND)

Home: 3-1-1, Away: 2-2

Head Coach: Leo Calland

9/27	Pomona	W	33-3
10/4	Occidental	W	20-0
10/11	at San José State*	L	0-10
10/19	Redlands (HC)	W	20-14
10/25	Fresno State*	T	0-0
11/8	San Diego Marines	L	6-20
11/16	at Whittier	W	33-6
11/23	at Santa Barbara State*	W	9-7
12/7	at Hawai'i	L	7-33
Total			128-87

1941 6-4; 0-3 CCAA (4TH)

Home: 5-3, Away: 1-1

Head Coach: Leo Calland

9/26	Pomona	W	6-0
10/4	Occidental	W	7-6
10/10	San José State*	L	0-20
10/18	Redlands (HC)	W	12-3
10/25	at Fresno State*	L	0-26
11/7	Camp Haan	L	0-6
11/14	Caltech	W	44-6
11/21	at Whittier	W	18-7
11/28	Santa Barbara State*	L	6-7
12/5	Pacific	W	12-6
Total			105-87

1942 0-6-1; 0-2 CCAA (UNAVAILABLE)

Home: 0-4-1, Away: 0-2

Head Coach: John Eubank

10/3	Pomona	T	6-6
10/11	Fresno State*	L	0-66
10/17	Redlands	L	12-14
10/25	March Field Flyers	L	6-39
10/31	at Cal Poly SLO	L	13-32
11/8	at San José State*	L	0-26
11/14	Whittier (HC)	L	13-28
Total			50-211

1943-44

No team due to World War II

Head Coach: John Eubank

1945 2-5; 1-1 CCAA (UNAVAILABLE)

Home: 1-1, Away: 1-4

Head Coach: Bob Breitbart

9/29	at Redlands	L	6-7
10/6	Caltech*	L	20-32
10/20	at Arizona	L	0-46
10/27	at Fresno State	W	7-0
11/3	Pomona* (HC)	W	26-6
11/11	at Nevada	L	6-44
11/17	at Arizona	L	0-28
Total			65-163

1946 6-4; 2-3 CCAA (5TH)

Home: 3-3, Away: 3-1

Head Coach: Bill Terry

9/28	Pomona	W	34-0
10/5	Cal Poly SLO*	L	13-21
10/12	at Whittier	W	35-7
10/19	Nevada	L	0-26
10/26	Fresno State*	W	7-0
11/2	Occidental (HC)	W	21-12
11/8	at Loyola	W	20-7
11/16	San José State*	L	0-6
11/23	at UC Santa Barbara*	W	9-7
11/30	at Pacific*	L	13-19
Total			152-105

1947 7-3-1; 2-2-1 CCAA (4TH)

Home: 6-1, Away: 1-1-1, Neutral: 0-1

Head Coach: Bill Schutte

9/19	at Utah State	W	24-19
10/4	Cal Poly SLO*	W	56-13
10/11	at Pacific*	L	0-13
10/18	Occidental	W	14-0
10/25	San José State*	L	7-32
11/1	at Fresno State*	T	7-7
11/8	Loyola	W	13-12
11/15	Whittier (HC)	W	19-0
11/22	Brigham Young	W	32-7

11/29	UC Santa Barbara*	W	19-0
1948 HARBOR BOWL (Balboa Stadium; San Diego, Calif.)			
1/1	Hardin-Simmons	L	0-53
Total			191-156

1948 4-7; 1-4 CCAA (T-5TH)

Home: 3-3, Away: 1-4

Head Coach: Bill Schutte

9/18	at Brigham Young	L	6-14
9/25	at Arizona	L	6-14
10/2	Redlands	W	38-7
10/9	Pacific*	L	14-41
10/16	Pepperdine	W	7-6
10/30	Loyola	L	6-20
11/6	Fresno State*	L	6-7
11/12	at San José State*	L	13-21
11/20	at Cal Poly SLO*	W	28-14
11/27	at UC Santa Barbara*	L	6-27
12/4	Utah State (HC)	W	28-19
Total			158-190

1949 6-3; 3-1 CCAA (2ND)

Home: 4-3, Away: 2-0

Head Coach: Bill Schutte

10/1	at Pepperdine	W	9-7
10/8	Pomona	W	33-13
10/15	New Mexico State	W	39-18
10/22	Pacific	L	14-62
10/29	Loyola	L	20-34
11/5	at Fresno State*	W	18-7
11/12	San José State*	L	0-40
11/19	Cal Poly SLO**	W	40-19
11/24	Santa Barbara* (HC)	W	22-0
Total			195-200

1950 5-3-1; 3-0-1 CCAA (1ST)

Home: 2-1-1, Away: 3-2

Head Coach: Bill Schutte

9/20	at Hawai'i	W	49-27
9/29	at San José State	L	0-26
10/7	San Diego Marines	L	14-28
10/14	Pepperdine*	W	28-14
10/21	Fresno State*	T	20-20
10/28	Pomona (HC)	W	49-20
11/4	at Arizona State	L	13-31
11/18	at Cal Poly*	W	12-8
11/25	at Santa Barbara*	W	28-12
Total			212-186

1951 10-0-1; 4-0 CCAA (1ST)

Home: 5-0-1, Away: 5-0

Head Coach: Bill Schutte

9/21	at San Francisco State	W	32-14
9/29	Submarines Pacific	W	37-21
10/6	Cal Poly SLO*	W	32-13
10/13	San Diego Marines	W	34-18
10/20	Arizona State (HC)	T	27-27
10/27	Cal State L.A.*	W	64-0
11/3	at Fresno State	W	13-7
11/10	at Redlands	W	46-14
11/16	at Pepperdine*	W	27-6
11/22	UC Santa Barbara*	W	40-0

1951 PINEAPPLE BOWL (Honolulu, Hawaii)

1/1	at Hawai'i	W	34-13
Total			386-134

1952 4-5; 2-2 CCAA (3RD)

Home: 4-3, Away: 0-2

Head Coach: Bill Schutte

9/27	San José State	L	6-47
------	----------------	---	------

All-Time Scores



10 STRAIGHT BOWL GAME APPEARANCES ▶ 21 CONFERENCE CHAMPIONSHIPS

ALL-TIME SCORES ◀ HISTORY

10/4	at Cal Poly SLO*	L	18-20
10/11	Pepperdine*	W	33-13
10/18	Redlands	W	27-12
10/25	Cal State L.A.*	W	41-26
11/1	Fresno State	L	33-49
11/8	San Francisco State	W	39-28
11/17	San Diego Marines (HC)	L	21-51
11/21	at UC Santa Barbara*	L	20-21
Total			238-267

1953 5-3-1; 3-1-1 CCAA (2ND)

Home: 3-2, Away: 2-1-1

Head Coach: Bill Schutte

9/26	Hawaii	W	40-7
10/3	Cal Poly SLO*	L	12-33
10/10	at Pepperdine*	W	6-0
10/17	at New Mexico	L	12-41
10/23	at Cal State L.A.*	W	40-13
10/31	at Fresno State*	T	27-27
11/7	Occidental (HC)	W	14-7
11/14	San Diego Marines	L	7-14
11/21	UC Santa Barbara*	W	72-0
Total			230-142

1954 5-4; 2-2 CCAA (2ND)

Home: 4-2, Away: 1-2

Head Coach: Bill Schutte

9/25	New Mexico	L	7-28
10/2	at Cal Poly SLO*	L	14-26
10/8	at San Francisco State	L	10-12
10/16	San Diego Marines	W	14-0
10/23	Cal State L.A.* (HC)	W	38-0
10/30	Fresno State*	L	0-20
11/13	Pepperdine	W	20-12
11/20	at UC Santa Barbara*	W	33-14
11/27	Whittier	W	41-28
Total			177-140

1955 2-8; 1-1 CCAA (UNAVAILABLE)

Home: 2-3, Away: 0-5

Head Coach: Bill Schutte

9/25	at Pepperdine	L	0-21
10/1	Cal Poly SLO*	L	6-12
10/8	at Pomona	L	20-28
10/15	Arizona State	L	0-46
10/22	San Diego NTC	W	14-12
10/29	San Francisco State (HC)	W	7-6
11/5	at Fresno State*	L	6-20
11/12	at New Mexico State	L	6-26
11/19	San Diego Marines	L	0-32
11/26	at Whittier	L	6-28
Total			65-231

1956 4-3-2; 2-1 CCAA (T-2ND)

Home: 1-1-2, Away: 3-2

Head Coach: Paul Governali

9/29	Pepperdine	W	27-7
10/5	at San Francisco State	W	26-6
10/13	at Cal Poly SLO*	W	7-6
10/20	San José State	T	27-27
10/27	San Diego Marines	T	19-19
11/3	at Arizona State	L	0-61
11/10	at UC Santa Barbara*	W	30-7
11/17	Fresno State*	L	7-50
11/24	at New Mexico	L	6-34
Total			149-217

1957 2-7; 0-2 CCAA (5TH)

Home: 1-4, Away: 1-3

Head Coach: Paul Governali

9/21	Pacific*	L	6-32
9/28	San Francisco State	W	14-13
10/5	at La Verne	W	38-0
10/12	San Diego Marines	L	7-20
10/19	at San José State	L	0-46
10/26	Arizona State	L	0-66
11/2	at Fresno State*	L	0-27
11/9	Hawaii Marines	L	0-25
11/15	at Pepperdine	L	12-14
Total			77-243

1958 3-5; 2-3 CCAA (4TH)

Home: 2-3, Away: 1-2

Head Coach: Paul Governali

9/20	at UC Santa Barbara*	L	0-25
9/27	Pepperdine	W	6-0
10/3	at Long Beach State	W	20-12
10/18	Cal State L.A.*	W	7-0
11/1	Fresno State* (HC)	L	20-22
11/8	San Diego Marines	L	0-25
11/15	at Cal Poly SLO*	L	14-48
11/22	Pacific*	L	17-68
Total			84-200

1959 1-6-1; 0-5 CCAA (6TH)

Home: 0-4, Away: 1-2-1

Head Coach: Paul Governali

9/26	Cal State L.A.*	L	3-21
10/3	Cal Poly SLO*	L	6-13
10/10	at Long Beach State*	L	6-14
10/17	at Redlands	W	19-15
10/31	at Fresno State*	L	13-38
11/7	UC Santa Barbara* (HC)	L	7-29
11/14	at Pepperdine	T	14-14
11/21	San Diego Marines	L	6-64
Total			74-108

1960 1-6-1; 0-5 CCAA (6TH)

Home: 1-3-1, Away: 0-3

Head Coach: Paul Governali

9/24	Cal State L.A.*	L	14-24
10/1	at Cal Poly SLO*	L	6-34
10/8	at Long Beach State*	L	0-28
10/15	Redlands	T	0-0
10/22	at UC Santa Barbara*	L	6-8
10/29	Fresno State* (HC)	L	0-60
11/5	Pepperdine	W	27-20
11/12	San Diego Marines	L	0-33
Total			53-207

1961 7-2-1; 2-2-1 CCAA (4TH)

Home: 5-1, Away: 2-1-1

Head Coach: Don Coryell

9/23	at Cal State L.A.*	T	13-13
9/30	Cal Poly SLO*	W	9-6
10/7	Long Beach State*	L	15-17
10/14	at Redlands	W	32-20
10/21	UC Santa Barbara* (HC)	W	21-6
10/28	at Fresno State*	L	6-27
11/4	at Pepperdine	W	21-6
11/11	Cal Western	W	54-34
11/18	Univ. of San Diego	W	42-12
11/27	San Diego Marines	W	18-13
Total			231-154

1962 8-2; 6-0 CCAA (1ST)

Home: 5-2, Away: 3-0

Head Coach: Don Coryell

9/15	Cal Poly Pomona	L	6-13
9/22	Cal State L.A.*	W	26-14
9/29	at Cal Poly SLO*	W	35-14
10/6	at Long Beach State*	W	36-8
10/13	Redlands	W	39-0
10/19	at UC Santa Barbara*	W	46-8
10/27	Fresno State*	W	29-26
11/3	CSUN*	W	39-0
11/10	Pacific (HC)	W	32-18
11/17	San Diego Marines	L	6-34
Total			294-135

1963 7-2; 4-1 CCAA (1ST)

Home: 4-1, Away: 3-1

Head Coach: Don Coryell

9/28	Cal Poly Pomona	W	42-7
10/5	Cal Poly SLO*	W	69-0
10/12	Long Beach State*	W	33-8
10/19	at Cal State L.A.*	L	30-43
10/26	UC Santa Barbara (HC)	W	42-14
11/2	at Fresno State*	W	34-6
11/9	at Pacific	W	34-18
11/16	at CSUN*	W	21-6
11/30	San Diego Marines	L	12-16
Total			317-118

1964 8-2; 4-1 CCAA (2ND)

Home: 4-1, Away: 4-1

Head Coach: Don Coryell

9/19	at Cal Poly Pomona	W	53-8
9/26	San Francisco State	W	54-0
10/3	at Cal Poly SLO*	W	59-7
10/10	at Long Beach State*	W	45-8
10/17	Cal State L.A.*	L	0-7
10/24	at UC Santa Barbara	W	50-9
10/31	Fresno State*	W	44-6
11/14	CSUN* (HC)	W	53-0
11/21	Cal Western	W	50-6
11/28	at San José State	L	15-20
Total			423-71

1965 8-2; 3-2 CCAA (3RD)

Home: 5-1, Away: 3-1

Head Coach: Don Coryell

9/18	Pacific	W	46-6
9/25	Akron	W	41-0
10/2	Cal Poly SLO*	W	41-0
10/9	Long Beach State*	L	32-35
10/16	at Cal State L.A.*	L	12-26
10/23	Cal Poly Pomona (HC)	W	41-13
10/30	at Fresno State*	W	26-7
11/13	at CSUN*	W	50-0
11/20	at Northern Arizona	W	20-0
11/27	Cal Western	W	44-0
Total			353-87

1966 11-0; 5-0 CCAA (1ST)

Home: 6-0, Away: 4-0, Neutral 1-0

Head Coach: Don Coryell

9/17	Mexico Polytechnic	W	45-0
9/24	at Weber State	W	38-34
10/1	at Cal Poly SLO*	W	14-13
10/8	at Long Beach State*	W	21-18
10/19	at San José State	W	25-0
10/29	Fresno State*	W	34-13
11/5	North Dakota State	W	36-0
11/12	CSUN*	W	21-0

AZTEC FOOTBALL MEDIA GUIDE

All-Time Scores



10 STRAIGHT BOWL GAME APPEARANCES ▶ 21 CONFERENCE CHAMPIONSHIPS

11/19	Northern Arizona (HC)	W	16-8
11/26	Cal State L.A.*	W	39-12
1966 CAMELLIA BOWL (Hughes Stadium, Sacramento, Calif.)			
12/10	vs. Montana State	W	28-7
Total			317-105

1967 10-1; 5-0 CCAA (1ST)

Home: 5-1, Away: 4-0, Neutral 1-0
Head Coach: Don Coryell

9/15	Tennessee State	W	16-8
9/23	Weber State	W	58-12
9/30	Cal Poly SLO*	W	26-20
10/7	Long Beach State*	W	20-7
10/14	at Cal State L.A.*	W	28-0
10/21	at Northern Illinois	W	47-6
10/28	at Fresno State*	W	28-21
11/11	at CSUN*	W	30-21
11/18	Montana State (HC)	W	14-3
11/25	Utah State	L	25-31
1967 CAMELLIA BOWL (Hughes Stadium, Sacramento, Calif.)			
12/9	vs. San Francisco State	W	27-6
Total			319-135

1968 9-0-1; INDEPENDENT

Home: 8-0-1, Away: 1-0
Head Coach: Don Coryell

9/14	Texas-Arlington	W	23-18
9/20	Northern Illinois	W	40-21
9/28	at Montana State	W	34-22
10/12	Texas Southern	W	42-23
10/19	Cal State L.A.	W	37-14
10/26	San José State (HC)	W	48-6
11/2	Fresno State	W	42-12
11/9	Southern Mississippi	W	68-7
11/23	Tennessee State	T	13-13
11/30	Utah State	W	30-19
Total			377-155

1969 11-0; 6-0 PCAA (1ST)

Final National Ranking: 18 (UPI)
Home: 6-0, Away: 4-0, Neutral: 1-0
Head Coach: Don Coryell

9/27	Cal State L.A.*	W	49-0
10/4	at San José State*	W	55-21
10/11	at West Texas State	W	24-14
10/18	at Texas-Arlington	W	27-10
10/25	UC Santa Barbara*	W	55-13
11/1	at Fresno State*	W	48-20
11/8	Pacific*	W	58-32
11/15	New Mexico State	W	70-21
11/22	North Texas State (HC)	W	42-24
11/29	--/18 Long Beach State*	W	36-32
1969 PASADENA BOWL (Rose Bowl, Pasadena, Calif.)			
12/6	--/19 vs. Boston U.	W	28-7
Total			492-194

1970 9-2; 5-1 PCAA (1ST)

Home: 6-2, Away: 3-0
Head Coach: Don Coryell

9/12	at Northern Illinois	W	35-3
9/19	at Northern Texas State	W	23-0
9/26	Cal State L.A.*	W	35-0
10/3	--/20 Brigham Young	W	31-11
10/10	--/20 Southern Mississippi	W	41-14
10/17	--/19 San José State*	W	32-6
10/31	14/14 Fresno State*	W	56-14
11/7	14/14 at Pacific*	W	14-13
11/14	14/17 UC Santa Barbara*	W	64-7
11/20	14/14 Long Beach State*	L	11-27
11/28	--/19 Iowa State	L	22-28
Total			364-123

1971 6-5; 2-3 PCAA (T-4TH)

Home: 5-2, Away: 1-3
Head Coach: Don Coryell

9/25	at Southern Mississippi	L	0-10
10/2	Northern Illinois	W	30-10
10/9	Pacific*	W	14-7
10/16	at UC Santa Barbara*	W	27-23
10/22	Utah State	W	36-20
10/30	at Fresno State*	L	10-17
11/6	at San José State*	L	7-45
11/13	Long Beach State* (HC)	L	7-12
11/20	Arizona	W	39-10
11/27	Iowa State	L	31-48
12/4	North Texas State	W	44-28
Total			245-230

1972 10-1; 4-0 PCAA (1ST)

Final National Ranking: 20 (UPI)
Home: 7-0, Away: 3-1
Head Coach: Don Coryell

9/8	Oregon State	W	17-8
9/23	at North Texas State	W	25-0
9/30	at Kent State	W	14-0
10/7	San José State*	W	23-12
10/14	at Houston	L	14-49
10/21	Bowling Green	W	35-19
10/28	Fresno State*	W	21-14
11/4	West Texas State	W	37-6
11/11	Pacific*	W	20-7
11/25	at Long Beach State*	W	33-14
12/2	Iowa State	W	27-14
Total			266-143

1973 9-1-1; 3-0-1 PCAA (1ST)

Final National Ranking: 19 (UPI)
Home: 6-1, Away: 3-0-1
Head Coach: Claude Gilbert

9/22	at Utah State	W	35-7
9/30	Kent State	W	17-9
10/6	(13) Houston	L	9-14
10/13	New Mexico State	W	27-0
10/20	at Pacific*	W	13-10
10/27	Florida State	W	38-17
11/3	at San José State*	T	27-27
11/10	Long Beach State*	W	17-2
11/17	at Fresno State*	W	41-6
11/24	North Texas State	W	56-9
12/1	Iowa State	W	41-28
Total			321-129

1974 8-2-1; 4-0 PCAA (1ST)

Final National Ranking: 19 (UPI)
Home: 7-0-1, Away: 1-2
Head Coach: Claude Gilbert

9/14	at Arizona	L	10-17
9/21	Tampa	W	28-25
9/28	at UTEP	W	26-12
10/12	Fresno State*	W	24-21
10/19	San José State* (HC)	W	40-14
10/26	Long Beach State*	W	27-17
11/2	20/-- at North Texas State	L	9-14
11/9	Pacific*	W	37-9
11/16	New Mexico State	W	35-14
11/23	Bowling Green	T	21-21
11/30	Utah State	W	34-6
Total			291-170

1975 8-3; 3-2 PCAA (3RD)

Home: 4-2, Away: 4-1
Head Coach: Claude Gilbert

9/6	UTEP	W	31-10
9/13	at Oregon State	W	25-0
9/20	--/20 North Texas State	W	30-12
9/27	--/16 at Utah State	W	19-10
10/4	--/18 Cal State Fullerton*	W	59-14
10/11	--/19 at Fresno State*	W	29-0
10/18	--/18 New Mexico State	W	48-3
11/1	18/17 at Pacific*	W	31-13
11/8	13/12 Arizona	L	24-31
11/15	at San José State*	L	7-31
11/22	Long Beach State*	L	17-21
Total			320-145

1976 10-1; INDEPENDENT

Home: 7-1, Away: 3-0
Head Coach: Claude Gilbert

9/12	Arkansas State	W	24-14
9/18	Fresno State	W	7-3
9/25	at Bowling Green	W	27-15
10/2	Brigham Young	L	0-8
10/16	Pacific	W	21-15
10/23	Cal State Fullerton	W	27-14
10/30	at UTEP	W	27-16
11/6	San José State (HC)	W	30-17
11/13	Utah State	W	7-6
11/20	at Long Beach State	W	10-3
11/27	New Mexico	W	17-14
Total			197-125

1977 10-1; INDEPENDENT

Final National Ranking: 16 (AP), 19 (UPI)
Home: 7-0, Away: 3-1
Head Coach: Claude Gilbert

9/10	Cal State Fullerton	W	34-17
9/17	at Arizona	W	21-14
10/1	Utah State	W	19-0
10/8	at Fresno State	L	14-34
10/15	UTEP	W	49-7
10/22	UNLV	W	31-7
10/29	Tulsa (HC)	W	41-7
11/5	at Pacific	W	29-7
11/12	Long Beach State	W	33-22
11/19	(13) Florida State	W	41-16
11/26	16/-- at San José State	W	37-34
Total			349-165

1978 4-7; 2-4 WESTERN ATHLETIC (6TH)

Home: 4-1, Away: 0-6
Head Coach: Claude Gilbert

9/16	(19) at Iowa State	L	13-14
9/23	at UTEP*	L	24-31
10/7	Fresno State	W	31-14
10/14	at Wyoming*	L	22-31
10/21	Pacific	W	31-28
10/28	at Long Beach State	L	25-27
11/4	Colorado State (HC)*	W	34-31
11/11	at Brigham Young*	L	3-21
11/18	at Miami	L	14-16
11/25	New Mexico*	W	27-24
12/2	Utah*	L	18-20
Total			242-257

All-Time Scores



10 STRAIGHT BOWL GAME APPEARANCES ▶ 21 CONFERENCE CHAMPIONSHIPS

ALL-TIME SCORES < HISTORY

1979 8-3; 4-2 WESTERN ATHLETIC (T-2ND)

Home: 5-1, Away: 3-2

Head Coach: Claude Gilbert

9/8	at Missouri	L	15-45
9/22	at Fresno State	W	32-23
9/29	Wisconsin	W	24-17
10/6	at New Mexico*	W	35-7
10/13	Miami	W	31-20
10/20	at Colorado State*	L	3-37
10/27	at Utah*	W	17-13
11/3	Wyoming (HC)*	W	31-21
11/10	Arizona	W	42-10
11/17	UTEP*	W	42-20
11/24	(10) Brigham Young*	L	14-63
Total			286-276

1980 4-8; 4-4 WESTERN ATHLETIC (4TH)

Home: 2-4, Away: 2-4

Head Coach: Claude Gilbert

9/13	at Brigham Young*	L	11-35
9/20	at Air Force*	W	13-10
9/27	(12) Missouri	L	7-31
10/4	at Wisconsin	L	12-35
10/11	UNLV	L	17-28
10/18	Colorado State*	L	7-26
10/25	at Wyoming*	L	9-34
11/1	Oklahoma State (HC)	L	6-15
11/8	at Hawaii*	L	6-31
11/15	at UTEP*	W	28-7
11/22	New Mexico*	W	24-22
11/29	Utah*	W	21-20
Total			161-294

1981 6-5; 3-5 WESTERN ATHLETIC (6TH)

Home: 2-3, Away: 4-1, Neutral: 0-1

Head Coach: Doug Scovill

9/12	at Colorado State*	W	30-14
9/26	at Oklahoma State	W	23-16
10/3	at New Mexico*	W	17-15
10/10	(12) Iowa State	W	52-31
10/17	Brigham Young*	L	7-27
10/24	Hawaii*	L	10-28
10/31	at Utah*	L	14-17
11/7	Wyoming* (HC)	L	13-24
11/14	at UNLV	W	38-20
11/21	UTEP*	W	59-14

1981 MIRAGE BOWL (Japan, regular season game)

11/29	vs. Air Force*	L	16-21
Total			279-227

1982 7-5; 4-3 WESTERN ATHLETIC (T-3RD)

Home: 5-1, Away: 2-4

Head Coach: Doug Scovill

9/11	at Air Force*	L	32-44
9/18	at California	L	0-28
9/25	UNLV	W	26-23
10/2	(1) at Washington	L	25-46
10/9	at Wyoming*	W	24-21
10/16	New Mexico*	L	17-22
10/23	Long Beach State (HC)	W	51-17
10/30	Utah*	W	21-17
11/6	at Hawaii*	W	31-28
11/13	at Brigham Young*	L	8-58
11/20	Colorado State*	W	38-10
11/27	Oklahoma State	W	35-6
Total			308-320

1983 2-9-1; 1-6-1 WESTERN ATHLETIC (8TH)

Home: 1-4, Away: 1-5-1

Head Coach: Doug Scovill

9/3	at Tulsa	L	9-34
9/10	California	W	28-14
9/17	at Utah*	L	24-27
9/24	at UTEP*	W	21-33
10/1	at Hawaii*	T	27-27
10/8	Long Beach State	L	13-20
10/15	at Colorado State*	L	15-17
10/22	Brigham Young*	L	12-47
10/27	at UNLV	L	10-28
11/12	Wyoming* (HC)	L	21-33
11/19	at New Mexico*	L	14-34
12/3	(18) Air Force*	L	7-38
Total			221-352

1984 4-7-1; 4-3-1 WESTERN ATHLETIC (T-4TH)

Home: 3-3-1, Away: 1-4

Head Coach: Doug Scovill

9/1	at Air Force*	L	16-34
9/9	(4) UCLA	L	15-18
9/15	UTEP*	W	51-2
9/24	at (12) Oklahoma State	L	16-19
10/6	at Wyoming*	W	21-0
10/13	Utah*	T	24-24
10/20	Colorado State* (HC)	W	41-24
10/27	at Hawaii*	L	10-16
11/3	UNLV	L	14-30
11/10	at (4) Brigham Young*	L	3-34
11/17	New Mexico*	W	37-31
11/24	Long Beach State	L	17-18
Total			265-250

1985 5-6-1; 3-4-1 WESTERN ATHLETIC (6TH)

Home: 5-2, Away: 0-4-1

Head Coach: Doug Scovill

9/14	Long Beach State	W	34-14
9/21	at (12) UCLA	L	16-34
9/28	Colorado State*	W	48-23
10/5	Stanford	W	41-22
10/12	at (11) Brigham Young*	L	0-28
10/19	Utah* (HC)	L	37-39
10/26	Oregon	L	37-49
11/2	at (7) Air Force*	L	10-31
11/9	at Wyoming*	L	20-41
11/16	UTEP*	W	34-6
11/23	New Mexico*	W	55-20
11/30	at Hawaii*	T	10-10
Total			342-317

1986 8-4; 7-1 WESTERN ATHLETIC (1ST)

Final National Ranking: 25 (CNN/USA Today)

Home: 4-3, Away: 4-1

Head Coach: Denny Stolz

9/6	Long Beach State	W	27-24
9/13	at Utah*	W	37-30
9/20	(19) UCLA	L	14-45
9/27	at New Mexico*	W	38-34
10/4	at (20) Stanford	L	10-17
10/18	at UTEP*	W	15-10
10/25	Air Force* (HC)	L	10-22
11/1	at Colorado State*	W	27-26
11/15	Wyoming*	W	31-24
11/22	Hawaii*	W	35-5
11/29	Brigham Young*	W	10-3

1986 HOLIDAY BOWL (Jack Murphy Stadium; San Diego, Calif.)

12/30	(16) Iowa	L	38-39
Total			292-279

The Holiday Bowl is considered a home game for SDSU per the NCAA.

1987 5-7; 4-4 WESTERN ATHLETIC (5TH)

Home: 4-2, Away: 1-5

Head Coach: Denny Stolz

9/5	at (3) UCLA	L	14-47
9/12	Utah*	W	52-34
9/19	at Air Force*	L	7-49
9/26	at Oregon	L	20-25
10/3	at Wyoming*	L	10-52
10/10	UTEP*	L	33-34
10/17	Stanford	L	40-44
10/24	Long Beach State (HC)	W	52-42
10/31	at Hawaii*	W	29-21
11/7	at Brigham Young*	L	21-38
11/14	Colorado State*	W	26-12
11/21	New Mexico*	W	53-30
Total			357-428

1988 3-8; 3-5 WESTERN ATHLETIC (T-6TH)

Home: 2-3, Away: 1-5

Head Coach: Denny Stolz

9/3	at (5) UCLA	L	6-59
9/11	Air Force*	W	39-36
9/17	at Stanford	L	10-31
10/1	(20) Oregon	L	13-34
10/8	Wyoming*	L	27-55
10/15	Hawaii* (HC)	L	30-32
10/22	at Colorado State*	L	7-13
10/29	at Utah*	L	20-41
11/5	(20) Brigham Young*	W	27-15
11/12	at UTEP*	L	7-58
11/19	at New Mexico*	W	18-10
Total			204-384

1989 6-5-1; 4-3 WESTERN ATHLETIC (T-5TH)

Home: 4-2-1, Away: 2-3

Head Coach: Al Luginbill

9/2	at Air Force*	L	36-52
9/16	(20) UCLA	L	25-28
9/23	Cal State Fullerton	T	41-41
9/30	at Utah*	W	38-27
10/7	at (20) Hawaii*	L	24-31
10/14	Long Beach State	W	30-26
10/21	Pacific (HC)	W	35-7
10/28	at UTEP*	W	34-31
11/4	New Mexico*	W	45-28
11/11	Wyoming*	W	27-17
11/18	at (7) Miami	L	6-42
11/25	(21) Brigham Young*	L	27-48
Total			368-372

1990 6-5; 5-2 WESTERN ATHLETIC (3RD)

Home: 5-1, Away: 1-4

Head Coach: Al Luginbill

9/8	at Oregon	L	21-42
9/15	Long Beach State	W	38-20
9/22	at (4) Brigham Young*	L	34-62
9/29	Air Force*	W	48-18
10/6	at Wyoming*	L	51-52
10/13	at UCLA	L	31-45
11/3	Utah* (HC)	W	66-14
11/10	Hawaii*	W	44-38
11/17	at New Mexico*	W	40-34
11/24	UTEP*	W	53-31
12/1	(2) Miami	L	28-30
Total			459-386

(##) following date is SDSU's national rank (AP/Coaches) at game time.
(#) in front of opponent is opponent's national rank (AP).

AZTEC FOOTBALL MEDIA GUIDE

All-Time Scores



10 STRAIGHT BOWL GAME APPEARANCES ▶ 21 CONFERENCE CHAMPIONSHIPS

1991 ▶ 8-4-1 OVERALL ▶ 6-1-1 WESTERN ATHLETIC (2ND) ▶ HOME: 5-1-1; AWAY: 3-2; NEUTRAL: 0-1

COACH: AL LUGINBILL

Date	Opponent	Result	Score	AP Coach		FD - FD	Total			Passing			Rushing			Temp	Att.	Misc	Television			
				Rk	Rk		Yds	- Yds	TOs	- TOs	Yds	- Yds	TDs	- TDs	Yds					- Yds	TDs	- TDs
S.8	LONG BEACH STATE	W	49 - 13			24 - 16	518	- 223	4	- 3	335	- 186	1	- 2	183	- 37	4	- 0	68	26,749	N	Prime Ticket
S.14	PACIFIC	W	55 - 34			34 - 31	699	- 155	3	- 2	269	- 399	2	- 0	430	- 155	7	- 3	65	24,408	N	Prime Ticket
S.21	at Air Force*	L	20 - 21			16 - 17	218	- 321	1	- 2	94	- 93	1	- 0	124	- 228	2	- 3	72	43,011	D	Prime Ticket
S.26	UCLA	L	12 - 37			19 - 34	322	- 644	4	- 2	182	- 382	1	- 3	140	- 262	1	- 2	78	37,333	D	ESPN
O.5	at Hawaii**	W	47 - 21			24 - 15	578	- 233	1	- 1	273	- 76	0	- 0	305	- 157	6	- 3	81	38,259	N	Prime Ticket
O.12	NEW MEXICO*	W	38 - 24			20 - 24	459	- 404	7	- 4	205	- 342	1	- 2	254	- 62	4	- 0	72	21,338	N	Prime Ticket
O.19	at UTEP*	W	28 - 21			26 - 15	469	- 383	1	- 0	296	- 173	2	- 2	173	- 210	2	- 1	76	25,342	N	Prime Ticket
O.26	at Utah*	W	24 - 21			29 - 17	471	- 381	1	- 0	308	- 316	3	- 2	163	- 65	0	- 1	58	25,657	D	ABC (r)
N.2	WYOMING*	W	24 - 22			17 - 19	415	- 514	1	- 2	241	- 403	2	- 1	174	- 111	0	- 2	65	35,961	N, HC	Prime Ticket
N.9	COLORADO STATE*	W	42 - 32			24 - 22	468	- 430	0	- 2	279	- 189	4	- 1	189	- 241	2	- 3	62	30,163	N	Prime Ticket
N.16	BRIGHAM YOUNG*	T	52 - 52			30 - 37	695	- 767	2	- 3	568	- 599	5	- 6	127	- 168	2	- 1	57	56,737	N	ESPN
N.30	at (1/1) Miami	L	12 - 39			28 - 19	427	- 579	4	- 2	213	- 485	1	- 4	214	- 94	0	- 0	78	56,721	N	ESPN
1991 FREEDOM BOWL (Anaheim Stadium; Anaheim, Calif.)																						
D.30	vs. Tulsa	L	17 - 28	23	-	21 - 23	353	- 378	2	- 1	164	- 122	0	- 0	189	- 256	2	- 4	58	34,217	N	Raycom

1992 ▶ 5-5-1 OVERALL ▶ 5-3 WESTERN ATHLETIC (4TH) ▶ HOME: 2-3-1; AWAY: 3-2

COACH: AL LUGINBILL

Date	Opponent	Result	Score	AP Coach		FD - FD	Total			Passing			Rushing			Temp	Att.	Misc	Television		
				Rk	Rk		Yds	- Yds	TOs	- TOs	Yds	- Yds	TDs	- TDs	Yds					- Yds	TDs
RALPHS HOLIDAY CLASSIC (Jack Murphy Stadium; San Diego, Calif.)																					
S.5	USC	T	31 - 31			20 - 20	391	- 443	1	- 2	162	- 278	1	- 4	229	- 165	3	- 0	52,168	D	ABC (r)
S.10	at Brigham Young*	W	45 - 38			17 - 27	446	- 561	1	- 2	136	- 380	2	- 5	310	- 181	3	- 0	65,261	N	ESPN
S.26	at (11) UCLA	L	7 - 35	21		11 - 28	264	- 471	3	- 4	142	- 141	0	- 2	141	- 346	1	- 3	51,101	D	ABC (r)
O.3	at New Mexico*	W	49 - 21			32 - 10	597	- 259	2	- 2	317	- 155	3	- 2	280	- 104	4	- 1	23,186	N	
O.17	UTEP*	W	49 - 27			23 - 24	594	- 394	0	- 2	372	- 244	4	- 2	222	- 150	2	- 1	49,446	N, HC	
O.24	AIR FORCE*	L	17 - 20			19 - 13	327	- 294	1	- 3	189	- 70	2	- 0	167	- 247	0	- 2	36,892	N	ESPN
O.31	at Colorado State*	W	20 - 13			21 - 24	391	- 387	0	- 1	299	- 107	2	- 0	92	- 280	0	- 2	16,310	D	Prime Ticket
N.7	at Wyoming*	L	6 - 17			20 - 19	336	- 405	3	- 5	197	- 266	0	- 1	139	- 139	0	- 1	19,140	D	ABC (r)
N.14	(23) HAWAII**	W	52 - 28			30 - 13	675	- 317	2	- 0	354	- 127	3	- 0	330	- 190	4	- 3	50,021	N	Prime Ticket
N.21	FRESNO STATE*	L	41 - 45			22 - 24	530	- 520	2	- 1	387	- 268	3	- 2	143	- 252	1	- 3	41,523	D	ABC (r)
N.28	(1) MIAMI	L	17 - 63			15 - 27	225	- 581	3	- 0	218	- 518	2	- 2	7	- 174	3	- 0	52,108	D	ESPN

The Ralphs Holiday Classic is considered a home game for San Diego State per the NCAA.

1993 ▶ 6-6 OVERALL ▶ 4-4 WESTERN ATHLETIC (T-6TH) ▶ HOME: 4-3; AWAY: 2-3

COACH: AL LUGINBILL

Date	Opponent	Result	Score	AP Coach		FD - FD	Total			Passing			Rushing			Temp	Att.	Misc	Television			
				Rk	Rk		Yds	- Yds	TOs	- TOs	Yds	- Yds	TDs	- TDs	Yds					- Yds	TDs	- TDs
S.4	CSUN	W	34 - 17			29 - 9	413	- 285	3	- 1	174	- 205	0	- 1	239	- 80	4	- 1	72	40,872	N	
S.11	at (21) California	L	25 - 45			18 - 19	364	- 519	3	- 3	323	- 335	3	- 4	41	- 184	1	- 2	71	42,000	D	Prime Ticket
S.18	at Air Force*	W	38 - 31			31 - 22	537	- 395	2	- 2	423	- 46	2	- 0	114	- 349	3	- 3	54	40,086	D	ABC (r)
S.25	MINNESOTA	W	48 - 17			28 - 17	457	- 305	2	- 3	375	- 205	4	- 2	82	- 100	1	- 0	70	41,487	N	Prime Ticket
S.30	UCLA	L	13 - 52			23 - 22	380	- 521	3	- 1	350	- 252	1	- 4	30	- 269	1	- 3	80	44,669	D	ESPN
O.9	at Hawaii**	W	45 - 14			24 - 15	493	- 281	1	- 4	259	- 123	1	- 0	234	- 158	4	- 2	81	45,641	N	Prime Ticket
O.16	COLORADO STATE*	W	30 - 3			27 - 11	471	- 168	2	- 1	334	- 99	3	- 0	137	- 69	0	- 0	62	32,335	N	
O.23	NEW MEXICO*	W	20 - 17			24 - 15	417	- 314	1	- 1	251	- 231	1	- 1	166	- 83	1	- 1	68	39,260	N, HC	
O.30	at Utah*	L	41 - 45			31 - 25	621	- 592	2	- 0	419	- 389	4	- 3	202	- 203	2	- 3	45	23,025	D	Prime Ticket
N.11	BRIGHAM YOUNG*	L	44 - 45			21 - 20	495	- 543	3	- 1	265	- 417	4	- 5	230	- 126	2	- 1	57	40,137	D	ESPN
N.20	at Fresno State*	L	37 - 63			22 - 34	487	- 696	2	- 1	449	- 272	4	- 3	38	- 424	1	- 6	56	41,031	D	
N.27	WYOMING*	L	38 - 43			27 - 27	451	- 518	1	- 2	214	- 341	1	- 3	237	- 177	3	- 1	58	30,579		

1994 ▶ 4-7 OVERALL ▶ 2-6 WESTERN ATHLETIC (8TH) ▶ HOME: 3-3; AWAY: 1-4

COACH: TED TOLLNER

Date	Opponent	Result	Score	AP Coach		FD - FD	Total			Passing			Rushing			Temp	Att.	Misc	Television			
				Rk	Rk		Yds	- Yds	TOs	- TOs	Yds	- Yds	TDs	- TDs	Yds					- Yds	TDs	- TDs
S.3	NAVY	W	56 - 14			26 - 11	503	- 232	0	- 4	317	- 212	5	- 2	186	- 20	2	- 0	25,248	D		
S.10	CALIFORNIA	W	22 - 20			21 - 20	363	- 368	1	- 2	314	- 242	2	- 2	49	- 126	0	- 0	73	40,922	N	
S.17	at Minnesota	L	17 - 40			17 - 24	309	- 420	2	- 2	236	- 213	1	- 0	73	- 207	1	- 2	Dome	32,212	N	
S.24	at Colorado State*	L	17 - 19			22 - 12	339	- 311	1	- 1	236	- 185	0	- 1	103	- 126	1	- 1	80	32,618	D	Prime Ticket
O.1	AIR FORCE*	L	35 - 36			29 - 19	527	- 416	8	- 3	421	- 111	3	- 1	88	- 305	2	- 2	70	33,268	N	
O.8	UTAH*	L	22 - 38			21 - 28	340	- 549	4	- 2	253	- 354	1	- 3	87	- 195	1	- 2	75	34,393	N, HC	
O.15	at New Mexico*	W	20 - 13			23 - 29	396	- 504	2	- 3	193	- 175	1	- 0	203	- 329	1	- 1	56	26,831	N	
O.22	at Wyoming*	L	35 - 52			17 - 35	399	- 648	2	- 2	298	- 401	4	- 5	101	- 247	1	- 1	57	21,132	D	Prime Ticket
O.29	HAWAII**	W	38 - 23			22 - 20	421	- 400	5	- 6	236	- 213	2	- 2	185	- 187	3	- 1	69	34,096	N	
N.10	at (23) Brigham Young*	L	28 - 35			16 - 28	312	- 505	1	- 3	293	- 392	4	- 2	19	- 113	0	- 3	60	58,576	N	ESPN
N.26	FRESNO STATE*	L	42 - 49			29 - 27	589	- 519	3	- 0	447	- 338	4	- 1	142	- 181	2	- 5	59	23,344	D	

All-Time Scores



10 STRAIGHT BOWL GAME APPEARANCES ▶ 21 CONFERENCE CHAMPIONSHIPS

1999 ▶ 5-6 OVERALL ▶ 3-4 MOUNTAIN WEST (T-5TH) ▶ HOME: 2-3; AWAY: 3-3

COACH: TED TOLLNER

Date	Opponent	Result	Score	AP Coach		FD - FD	Total			Passing			Rushing			Temp	Att.	Misc	Television
				Rk	Rk		Yds - Yds	TOs - TOs	Yds - Yds	TDs - TDs	Yds - Yds	TDs - TDs	Yds - Yds	TDs - TDs					
S.4	SOUTH FLORIDA	W	41 - 12			20 - 14	414 - 219	0 - 1	185 - 183	2 - 1	229 - 36	3 - 0	73	25,766	N	ESPN+Plus			
S.11	at Illinois	L	10 - 38			15 - 19	259 - 373	0 - 2	179 - 230	0 - 3	80 - 143	1 - 2	87	35,798	D				
S.18	at (17/17) USC	L	21 - 24			16 - 15	248 - 284	6 - 2	174 - 188	1 - 2	74 - 96	1 - 0	68	53,966	D	ABC (r)			
S.25	at Kansas	W	41 - 13			28 - 12	572 - 181	1 - 1	343 - 181	3 - 1	229 - 0	2 - 1	79	34,500	N				
O.2	AIR FORCE*	L	22 - 23			17 - 24	351 - 403	2 - 0	202 - 94	2 - 0	149 - 309	0 - 3	78	31,856	N	ESPN2			
O.9	NEW MEXICO*	L	21 - 24			23 - 12	443 - 241	5 - 3	275 - 157	2 - 2	168 - 84	1 - 0	88	30,508	N, HC	UNM TV			
O.16	at Colorado State*	W	17 - 10			13 - 17	202 - 275	0 - 3	67 - 173	1 - 0	135 - 102	1 - 1	33	26,774	D	ESPN+Plus			
O.23	at Utah*	L	16 - 38			21 - 18	497 - 440	4 - 0	194 - 288	1 - 1	303 - 152	0 - 2	61	38,561	D	ESPN+Plus			
N.6	(15/13) BRIGHAM YOUNG* L	7 - 30				18 - 16	241 - 295	5 - 2	192 - 262	0 - 2	49 - 33	0 - 0	68	40,836	N	ESPN+Plus			
N.18	at UNLV*	W	37 - 7			25 - 10	501 - 215	0 - 1	227 - 138	2 - 1	280 - 107	3 - 0	66	18,165	D				
N.27	WYOMING*	W	39 - 7			21 - 21	478 - 423	1 - 4	232 - 267	3 - 1	246 - 156	1 - 0	59	20,622	D	ESPN			

2000 ▶ 3-8 OVERALL ▶ 3-4 MOUNTAIN WEST (T-5TH) ▶ HOME: 0-5; AWAY: 3-3

COACH: TED TOLLNER

Date	Opponent	Result	Score	AP Coach		FD - FD	Total			Passing			Rushing			Temp	Att.	Misc	Television
				Rk	Rk		Yds - Yds	TOs - TOs	Yds - Yds	TDs - TDs	Yds - Yds	TDs - TDs	Yds - Yds	TDs - TDs					
A.31	ARIZONA STATE	L	7 - 10			21 - 16	319 - 270	1 - 1	219 - 160	1 - 1	100 - 110	0 - 0	78	30,931	N	ESPN2			
S.9	ILLINOIS	L	13 - 49			17 - 24	250 - 417	2 - 2	151 - 158	0 - 3	99 - 259	1 - 4	70	26,779	N	ESPN2			
S.16	at Arizona	L	3 - 17			14 - 19	196 - 385	1 - 4	124 - 200	0 - 1	72 - 185	0 - 0	99	44,973	N	Fox-Ariz			
S.23	at Oregon State	L	3 - 35			16 - 19	227 - 336	7 - 0	156 - 183	0 - 1	71 - 153	0 - 3	71	32,027	D	Fox-NW			
O.7	at Wyoming*	W	34 - 0			21 - 10	434 - 184	2 - 3	317 - 158	2 - 0	117 - 26	2 - 0	na	15,661	D	ABC (r)			
O.14	UTAH*	L	7 - 21			15 - 11	250 - 329	0 - 3	157 - 230	0 - 3	93 - 99	1 - 0	69	17,498	D	ESPN+Plus			
O.21	at Brigham Young*	W	16 - 15			16 - 27	309 - 439	2 - 1	239 - 376	0 - 1	70 - 63	2 - 0	48	61,194	D	ESPN+Plus			
O.28	(24/-) COLORADO STATE* L	22 - 34				17 - 17	419 - 316	3 - 2	393 - 232	1 - 2	26 - 84	0 - 1	62	24,852	N, HC				
N.4	at New Mexico*	W	17 - 16			15 - 16	183 - 268	2 - 2	148 - 154	0 - 0	25 - 114	1 - 1	49	21,007	D	SportsWest			
N.18	at Air Force*	L	24 - 45			15 - 31	350 - 540	3 - 1	269 - 122	2 - 1	81 - 418	1 - 5	33	33,975	D	ESPN+Plus			
N.25	UNLV*	L	24 - 31			20 - 19	418 - 368	1 - 0	328 - 277	1 - 2	90 - 91	2 - 1	73	17,184	N	SportsWest---			

2001 ▶ 3-8 OVERALL ▶ 2-5 MOUNTAIN WEST (7TH) ▶ HOME: 2-4; AWAY: 1-4

COACH: TED TOLLNER

Date	Opponent	Result	Score	AP Coach		FD - FD	Total			Passing			Rushing			Temp	Att.	Misc	Television
				Rk	Rk		Yds - Yds	TOs - TOs	Yds - Yds	TDs - TDs	Yds - Yds	TDs - TDs	Yds - Yds	TDs - TDs					
A.30	ARIZONA	L	10 - 23			14 - 17	201 - 231	3 - 1	160 - 176	0 - 1	41 - 55	1 - 1	67	29,386	N	ESPN2			
S.8	at Arizona State.	L	7 - 38			11 - 24	190 - 425	2 - 1	102 - 271	0 - 4	88 - 154	1 - 0	97	54,071	N				
S.22	at Colorado State*	W	14 - 7			19 - 9	370 - 212	1 - 1	200 - 119	0 - 1	170 - 93	2 - 0	78	29,110	D	ABC (r)			
S.29	AIR FORCE*	L	21 - 45			21 - 25	403 - 427	4 - 0	199 - 120	0 - 0	204 - 319	3 - 5	68	22,193	N	ESPN2			
O.6	EASTERN ILLINOIS	W	40 - 7			30 - 9	629 - 226	4 - 2	273 - 199	2 - 1	356 - 27	3 - 0	63	20,064	N, HC				
O.13	at UNLV*	L	3 - 31			12 - 23	160 - 427	0 - 1	121 - 153	0 - 2	39 - 274	0 - 1	83	22,100	D	ABC (r)			
O.20	at Ohio State	L	12 - 27			15 - 19	319 - 334	5 - 1	202 - 198	0 - 0	117 - 136	1 - 4	57	102,432	D	ESPN+Plus			
O.25	(16/10) BRIGHAM YOUNG* L	21 - 59				19 - 20	415 - 450	5 - 2	130 - 266	1 - 3	130 - 266	2 - 3	67	30,064	N	SportsWest			
N.3	NEW MEXICO*	L	15 - 20			13 - 11	222 - 265	1 - 1	231 - 158	1 - 2	64 - 34	0 - 0	60	16,538	N	SportsWest			
N.10	at Utah*	L	3 - 17			16 - 16	258 - 363	1 - 0	194 - 138	0 - 1	64 - 225	0 - 1	53	36,018	D				
N.17	WYOMING*	W	38 - 16			20 - 17	382 - 364	2 - 9	183 - 307	1 - 0	199 - 57	4 - 2	60	16,864	N	SportsWest			

2002 ▶ 4-9 OVERALL ▶ 4-3 MOUNTAIN WEST (T-3RD) ▶ HOME: 2-3; AWAY: 2-6

COACH: TOM CRAFT

Date	Opponent	Result	Score	AP Coach		FD - FD	Total			Passing			Rushing			Temp	Att.	Misc	Television
				Rk	Rk		Yds - Yds	TOs - TOs	Yds - Yds	TDs - TDs	Yds - Yds	TDs - TDs	Yds - Yds	TDs - TDs					
A.29	at Fresno State	L	14 - 16			19 - 18	278 - 262	2 - 1	240 - 196	1 - 1	38 - 66	1 - 0	85	39,111	N	ESPN2			
S.7	at (17/17) Colorado	L	14 - 34			24 - 20	401 - 401	2 - 1	359 - 136	0 - 2	42 - 265	2 - 2	87	44,126	N	FSN			
S.14	ARIZONA STATE	L	28 - 39			25 - 13	574 - 365	5 - 2	516 - 258	3 - 4	58 - 107	0 - 0	68	29,041	N	Fox-Ariz.			
S.21	at Idaho	L	38 - 48			26 - 34	585 - 531	1 - 1	506 - 382	5 - 6	79 - 149	0 - 0	72	14,887	D				
S.28	UCLA	L	7 - 43			17 - 17	271 - 391	5 - 0	208 - 238	1 - 2	63 - 153	0 - 2	70	33,610	D	ESPN2			
O.12	UTAH*	W	36 - 17			23 - 26	410 - 308	1 - 5	294 - 276	2 - 2	116 - 32	1 - 0	66	20,410	D	KJZZ			
O.19	at Wyoming*	W	24 - 20			21 - 25	419 - 388	2 - 1	335 - 257	1 - 3	84 - 131	0 - 0	53	13,757	D				
O.26	UNLV*	W	31 - 21			27 - 20	475 - 374	3 - 0	319 - 196	2 - 0	156 - 178	1 - 2	61	21,541	D, HC				
N.2	at Brigham Young*	L	10 - 34			18 - 17	246 - 403	2 - 4	228 - 289	1 - 3	18 - 114	0 - 1	36	59,362	D	ESPN+Plus			
N.9	at New Mexico*	L	15 - 8			11 - 14	183 - 237	2 - 3	153 - 70	0 - 0	30 - 167	0 - 2	63	28,770	D	SportsWest			
N.15	(21/17) COLORADO STATE* L	21 - 49				20 - 29	378 - 533	0 - 2	348 - 256	3 - 4	30 - 277	0 - 3	75	21,714	D	SportsWest			
N.23	at Air Force*	W	38 - 34			26 - 29	398 - 538	1 - 2	289 - 125	2 - 1	109 - 413	3 - 4	41	31,023	D	ESPN2			
D.7	at Hawai'i	L	40 - 41			24 - 30	632 - 610	1 - 5	507 - 437	3 - 3	125 - 173	1 - 3	74	36,671	N	KFVE			

All-Time Scores



10 STRAIGHT BOWL GAME APPEARANCES ▶ 21 CONFERENCE CHAMPIONSHIPS

2007 ▶ 4-8 OVERALL ▶ 3-5 MOUNTAIN WEST (6TH) ▶ HOME: 2-4; AWAY: 2-4

COACH: CHUCK LONG

Date	Opponent	Result	Score	AP Coach		FD - FD	Total			Passing			Rushing			Temp	Att.	Misc	Television
				Rk	Rk		Yds - Yds	TOs - TOs	Yds - Yds	TDs - TDs	Yds - Yds	TDs - TDs	Yds - Yds	TDs - TDs					
S.8	at Washington State#	L	17 - 45			21 - 36	399 - 654	1 - 1	285 - 469	1 - 5	114 - 185	1 - 1	70	46,290	D				
S.15	at Arizona State	L	13 - 34			17 - 26	323 - 479	1 - 1	180 - 211	0 - 2	143 - 268	1 - 2	92	54,617	N	FSN Ariz.			
S.22	PORTLAND STATE	W	52 - 17			27 - 24	596 - 458	0 - 4	474 - 445	5 - 0	122 - 13	2 - 2	69	53,110	D, FW	The Mtn.			
S.29	(24-) CINCINNATI	L	23 - 52			16 - 30	377 - 547	2 - 3	312 - 284	2 - 4	65 - 263	0 - 2	66	24,647	N	VERSUS			
O.6	at Colorado State*	W	24 - 20			19 - 16	386 - 327	1 - 2	230 - 188	0 - 1	156 - 139	3 - 1	83	27,930	D	The Mtn.			
O.13	at Utah*	L	7 - 23			12 - 27	211 - 514	2 - 2	149 - 232	0 - 2	62 - 282	1 - 0	55	40,898	D	Ch. 4 SD			
O.20	NEW MEXICO*	L	17 - 20			14 - 19	299 - 365	2 - 2	133 - 239	0 - 1	166 - 126	2 - 1	64	20,205	N, HC	CSTV			
N.3	WYOMING*	W	27 - 24			16 - 18	307 - 250	2 - 1	249 - 159	2 - 2	58 - 91	2 - 0	63	22,852	N	The Mtn.			
N.10	at UNLV*	W	38 - 30			18 - 24	318 - 482	1 - 1	196 - 207	2 - 3	122 - 275	1 - 1	65	18,837	N	CSTV			
N.17	at Air Force*	L	23 - 55			21 - 30	506 - 670	3 - 1	410 - 101	1 - 0	96 - 569	2 - 8	50	34,227	D				
N.24	TCU*	L	33 - 45			15 - 39	441 - 694	0 - 3	366 - 318	2 - 0	75 - 376	2 - 6	63	18,350	N				
D.1	(21/19) BRIGHAM YOUNG^A	L	27 - 48			22 - 33	356 - 538	1 - 1	288 - 227	1 - 3	68 - 311	2 - 4	56	28,473	D	The Mtn.			

- Played at Qwest Field In Seattle, Wash., ^ - Game originally scheduled for Oct. 27 (PPD - Fires).

2008 ▶ 2-10 OVERALL ▶ 1-7 MOUNTAIN WEST (T-8TH) ▶ HOME: 2-4; AWAY: 0-6

COACH: CHUCK LONG

Date	Opponent	Result	Score	AP Coach		FD - FD	Total			Passing			Rushing			Temp	Att.	Misc	Television
				Rk	Rk		Yds - Yds	TOs - TOs	Yds - Yds	TDs - TDs	Yds - Yds	TDs - TDs	Yds - Yds	TDs - TDs					
A.30	CAL POLY	L	27 - 29			23 - 21	379 - 483	5 - 1	352 - 220	3 - 1	27 - 263	1 - 2	77	26,851	N	Ch. 4 SD			
S.6	at Notre Dame	L	13 - 21			19 - 20	345 - 342	2 - 4	274 - 237	1 - 3	71 - 105	1 - 0	71	80,795	D	NBC			
S.13	at San José State	L	10 - 35			7 - 22	146 - 476	1 - 1	140 - 183	0 - 0	6 - 293	0 - 5	74	19,854	N				
S.27	IDAHO	W	45 - 17			23 - 20	603 - 351	2 - 4	445 - 169	4 - 0	158 - 182	2 - 2	76	21,401	N	Go Vandals TV			
O.4	at TCU*	L	7 - 41			4 - 28	85 - 498	1 - 1	98 - 115	0 - 1	-13 - 383	1 - 4	91	30,620	N	The Mtn.			
O.11	AIR FORCE*	L	10 - 35			12 - 30	165 - 473	2 - 2	130 - 72	0 - 1	35 - 401	1 - 3	64	43,630	N, FW	The Mtn.			
O.18	at New Mexico*	L	7 - 70			13 - 28	227 - 565	3 - 1	161 - 146	1 - 1	66 - 419	0 - 8	71	26,695	D	The Mtn.			
O.25	COLORADO STATE*	L	34 - 38			23 - 25	392 - 507	1 - 0	166 - 296	1 - 3	226 - 211	2 - 2	73	17,185	N, HC	The Mtn.			
N.1	at Wyoming*	L	10 - 35			19 - 22	328 - 544	1 - 0	311 - 166	1 - 1	17 - 378	0 - 4	59	11,779	D	The Mtn.			
N.8	at (17/16) Brigham Young*	L	12 - 41			18 - 18	280 - 421	4 - 1	160 - 317	1 - 3	120 - 104	0 - 2	52	64,107	D	The Mtn.			
N.15	(8/7) UTAH*	L	14 - 63			19 - 30	320 - 520	3 - 1	247 - 322	2 - 5	73 - 198	0 - 2	77	19,342	N	The Mtn.			
N.22	UNLV*	W	42 - 21			27 - 16	479 - 349	0 - 3	387 - 316	2 - 2	92 - 33	3 - 1	62	17,846	N	CBS College			

2009 ▶ 4-8 OVERALL ▶ 2-6 MOUNTAIN WEST (7TH) ▶ HOME: 3-3; AWAY: 1-5

COACH: BRADY HOKE

Date	Opponent	Result	Score	AP Coach		FD - FD	Total			Passing			Rushing			Temp	Att.	Misc	Television
				Rk	Rk		Yds - Yds	TOs - TOs	Yds - Yds	TDs - TDs	Yds - Yds	TDs - TDs	Yds - Yds	TDs - TDs					
S.5	at UCLA	L	14 - 33			11 - 19	277 - 359	3 - 3	238 - 215	2 - 1	39 - 144	0 - 2	89	55,761	D	FS West			
S.12	SOUTHERN UTAH	W	35 - 19			22 - 19	436 - 279	2 - 3	287 - 165	2 - 1	149 - 114	2 - 1	76	42,137	N, FW				
S.19	at Idaho	L	20 - 34			20 - 21	296 - 379	2 - 0	241 - 232	2 - 0	55 - 147	0 - 3	NA	10,324	D	SWX			
S.26	at Air Force*	L	14 - 26			16 - 12	323 - 294	6 - 0	284 - 51	2 - 0	39 - 243	0 - 0	75	35,929	D	The Mtn.			
O.3	NEW MEXICO STATE	W	34 - 17			13 - 15	252 - 234	1 - 4	144 - 146	2 - 2	108 - 88	1 - 0	69	21,184	N				
O.17	(18/19) BRIGHAM YOUNG*	L	28 - 38			16 - 27	342 - 512	1 - 0	322 - 346	3 - 3	20 - 166	1 - 2	80	30,258	D, HC	The Mtn.			
O.24	at Colorado State*	W	42 - 28			25 - 20	531 - 556	0 - 2	459 - 205	6 - 2	72 - 151	0 - 2	64	20,631	D	The Mtn.			
O.31	NEW MEXICO*	W	23 - 20			18 - 25	303 - 386	1 - 0	253 - 277	3 - 1	50 - 109	0 - 1	77	12,647	D	CBS College			
N.7	(6/4) TCU*	L	12 - 55			16 - 28	279 - 551	4 - 0	187 - 239	1 - 2	92 - 312	0 - 5	72	21,708	D	VERSUS			
N.14	WYOMING*	L	27 - 30			21 - 30	357 - 446	1 - 1	200 - 246	0 - 1	157 - 200	3 - 2	58	18,851	N	The Mtn.			
N.21	at (23/23) Utah*	L	7 - 38			16 - 22	262 - 391	2 - 0	207 - 202	1 - 1	55 - 189	0 - 3	40	44,991	D	VERSUS			
N.28	at UNLV*	L	24 - 28			20 - 22	445 - 397	2 - 2	341 - 274	1 - 1	104 - 123	1 - 2	53	13,730	N	The Mtn.			

2010 ▶ 9-4 OVERALL ▶ 5-3 MOUNTAIN WEST (T-3RD) ▶ HOME: 6-1; AWAY: 3-3

COACH: BRADY HOKE

Date	Opponent	Result	Score	AP Coach		FD - FD	Total			Passing			Rushing			Temp	Att.	Misc	Television
				Rk	Rk		Yds - Yds	TOs - TOs	Yds - Yds	TDs - TDs	Yds - Yds	TDs - TDs	Yds - Yds	TDs - TDs					
S.4	NICHOLLS STATE	W	47 - 0			23 - 12	531 - 171	1 - 1	313 - 83	2 - 0	218 - 88	4 - 0	82	25,290	N				
S.11	at New Mexico State	W	41 - 21			24 - 17	563 - 328	0 - 1	319 - 223	1 - 2	244 - 105	4 - 1	89	16,891	N	Aggie Vision			
S.18	at (-/25) Missouri	L	24 - 27			17 - 25	440 - 440	1 - 3	190 - 351	0 - 1	250 - 89	3 - 2	83	56,050	N	PPV			
S.25	UTAH STATE	W	41 - 7			18 - 14	504 - 245	2 - 1	362 - 115	3 - 0	142 - 115	2 - 1	87	45,682	N, FW	FW			
O.9	at Brigham Young*	L	21 - 24			12 - 24	273 - 413	1 - 2	220 - 142	3 - 0	53 - 271	0 - 3	60	62,176	N	The Mtn.			
O.16	(23/23) AIR FORCE*	W	27 - 25			16 - 29	452 - 487	1 - 1	247 - 175	1 - 1	205 - 312	2 - 2	66	28,178	N, HC	CBS College			
O.23	at New Mexico*	W	30 - 20			22 - 16	384 - 303	2 - 2	249 - 193	2 - 2	135 - 110	1 - 0	58	16,488	N	The Mtn.			
O.30	at Wyoming*	W	48 - 38			20 - 21	441 - 338	3 - 1	365 - 186	3 - 3	76 - 152	3 - 2	56	16,252	D	The Mtn.			
N.6	COLORADO STATE*	W	24 - 19			19 - 19	319 - 293	5 - 1	171 - 266	1 - 1	148 - 27	2 - 0	63	34,689	N	The Mtn.			
N.13	at (3/3) TCU*	L	35 - 40			7 - 27	300 - 466	2 - 2	262 - 240	2 - 4	38 - 226	2 - 1	62	45,694	N	VERSUS			
N.20	(25/24) UTAH*	L	34 - 38			29 - 22	587 - 500	3 - 0	528 - 362	4 - 2	59 - 138	1 - 3	58	34,951	N	The Mtn.			
N.27	UNLV*	W	48 - 14			30 - 15	588 - 234	1 - 0	338 - 167	4 - 1	250 - 67	2 - 0	55	22,091	N	The Mtn.			

2010 POINSETTIA BOWL (Qualcomm Stadium, San Diego, Calif.)

D.23	NAVY	W	35 - 14			27 - 22	555 - 382	0 - 1	276 - 147	2 - 1	279 - 235	3 - 1	58	48,049	N	ESPN	
------	------	---	---------	--	--	---------	-----------	-------	-----------	-------	-----------	-------	----	--------	---	------	--

All-Time Scores



10 STRAIGHT BOWL GAME APPEARANCES ▶ 21 CONFERENCE CHAMPIONSHIPS

2015 ▶ 11-3 OVERALL ▶ 8-0 MOUNTAIN WEST (1ST - WEST DIV.) ▶ HOME: 6-1; AWAY: 4-2; NEUTRAL: 1-0

COACH: ROCKY LONG

Date	Opponent	Result	Score	AP Coach		FD - FD	Total			Passing			Rushing			Temp	Att.	Misc	Television
				Rk	Rk		Yds - Yds	TOs - TOs	Yds - Yds	TDs - TDs	Yds - Yds	TDs - TDs	Yds - Yds	TDs - TDs					
S.5	SAN DIEGO	W	37 - 3			15 - 13	305 - 188	1 - 6	139 - 109	0 - 0	166 - 79	1 - 0	78	48,785	N, FW	MWV/CI			
S.12	at California	L	7 - 35			16 - 24	325 - 485	2 - 1	173 - 321	1 - 3	152 - 164	0 - 2	63	50,830	D	Pac-12			
S.19	SOUTH ALABAMA	ot-L	27 - 34			14 - 23	305 - 511	1 - 0	165 - 270	2 - 2	140 - 241	1 - 2	84	18,194	N	MWV/CI			
S.26	at Penn State	L	21 - 37			13 - 19	242 - 400	3 - 1	141 - 328	1 - 3	101 - 72	1 - 0	71	95,107	D	Big Ten			
O.3	FRESNO STATE*	W	21 - 7			19 - 6	409 - 89	1 - 0	104 - 77	2 - 1	305 - 12	1 - 0	69	29,996	N	CBSSN			
O.10	at Hawaii*	W	28 - 14			19 - 14	402 - 251	1 - 3	184 - 198	1 - 0	218 - 53	3 - 2	83	28,543	N	TWCSN			
O.17	at San José State*	W	30 - 7			23 - 14	377 - 148	0 - 2	144 - 113	1 - 0	233 - 35	2 - 1	66	16,339	N	ESPNU			
O.23	UTAH STATE*	W	48 - 14			19 - 16	429 - 239	0 - 4	93 - 95	1 - 1	336 - 134	5 - 1	71	25,898	N	ESPN2			
O.31	at Colorado State*	W	41 - 17			21 - 22	456 - 368	0 - 4	180 - 205	1 - 2	276 - 163	3 - 0	63	18,125	D	CBSSN			
N.14	WYOMING*	W	38 - 3			25 - 12	431 - 191	2 - 3	138 - 129	3 - 0	293 - 62	2 - 0	60	36,688	N, HC	CBSSN			
N.21	at UNLV*	W	52 - 14			20 - 18	393 - 270	0 - 4	107 - 190	1 - 2	286 - 80	5 - 0	54	14,738	N	CBSSN			
N.28	NEVADA*	W	31 - 14			17 - 10	408 - 263	0 - 3	88 - 228	0 - 0	320 - 35	4 - 2	53	22,939	N	ESPN2			
2015 MOUNTAIN WEST FOOTBALL CHAMPIONSHIP (Qualcomm Stadium, San Diego, Calif.)																			
D.5	AIR FORCE	W	27 - 24			17 - 14	436 - 340	1 - 0	203 - 35	1 - 0	233 - 305	2 - 3	70	20,959	D	ESPN2			
2015 HAWAII BOWL (Aloha Stadium, Honolulu, Hawaii)																			
D.24	vs. Cincinnati	W	42 - 7			22 - 15	336 - 279	0 - 3	129 - 202	2 - 0	207 - 77	2 - 1	75	22,793	D	ESPN			

2016 ▶ 11-3 OVERALL ▶ 6-2 MOUNTAIN WEST (1ST - WEST DIV.) ▶ HOME: 5-1; AWAY: 5-2; NEUTRAL: 1-0

COACH: ROCKY LONG

Final National Ranking: 25 (AP), 25 (Coaches)

Date	Opponent	Result	Score	AP Coach		FD - FD	Total			Passing			Rushing			Temp	Att.	Misc	Television
				Rk	Rk		Yds - Yds	TOs - TOs	Yds - Yds	TDs - TDs	Yds - Yds	TDs - TDs	Yds - Yds	TDs - TDs					
S.3	NEW HAMPSHIRE	W	31 - 0			19 - 8	461 - 141	0 - 1	291 - 70	2 - 0	170 - 71	2 - 0	75	46,486	N, FW				
S.10	CALIFORNIA	W	45 - 40			22 - 30	463 - 604	2 - 4	129 - 522	1 - 1	334 - 82	3 - 0	71	42,473	N	CBSSN			
S.17	at Northern Illinois	W	42 - 28			22 - 20	404 - 368	1 - 2	126 - 213	3 - 3	278 - 155	3 - 1	78	14,513	D	CBSSN			
O.1	at South Alabama	L	24 - 42	19	24	20 - 18	316 - 331	2 - 1	159 - 242	1 - 3	157 - 89	2 - 2	76	14,741	N	ESPNNews			
O.8	UNLV*	W	26 - 7			22 - 9	460 - 122	1 - 1	215 - 9	1 - 0	245 - 113	2 - 0	73	33,296	N	ESPNU			
O.14	at Fresno State*	W	17 - 3			25 - 10	364 - 217	0 - 3	72 - 139	0 - 0	292 - 78	2 - 0	73	24,731	N	CBSSN			
O.21	SAN JOSÉ STATE*	W	42 - 3			22 - 14	460 - 209	1 - 0	167 - 142	1 - 0	293 - 67	5 - 0	75	25,613	N	ESPN2			
O.28	at Utah State*	W	40 - 13			20 - 12	414 - 252	0 - 2	14 - 181	1 - 1	400 - 71	2 - 1	55	17,332	N, R	CBSSN			
N.5	HAWAII*	W	55 - 0			19 - 15	393 - 215	1 - 4	97 - 167	3 - 0	296 - 48	2 - 0	78	41,644	N, HC	CBSSN			
N.12	at Nevada*	W	46 - 16			25 - 19	620 - 366	1 - 3	146 - 276	2 - 2	474 - 90	4 - 0	55	16,730	N	CBSSN			
N.19	at Wyoming*	L	33 - 34	24	25	17 - 29	389 - 487	1 - 1	211 - 282	2 - 2	178 - 205	0 - 2	50	19,112	D	CBSSN			
N.26	COLORADO STATE*	L	31 - 63			16 - 23	377 - 507	2 - 0	183 - 216	2 - 5	194 - 291	2 - 3	53	34,223	N	CBSSN			
2016 MOUNTAIN WEST FOOTBALL CHAMPIONSHIP (War Memorial Stadium, Laramie, Wyo.)																			
D.3	at Wyoming	W	27 - 24			16 - 13	327 - 343	3 - 3	85 - 248	0 - 3	242 - 95	3 - 0	18	24,001	N	ESPN			
2016 LAS VEGAS BOWL (Sam Boyd Stadium, Las Vegas, Nev.)																			
D.17	vs. Houston	W	34 - 10			13 - 16	255 - 254	0 - 4	128 - 229	1 - 0	127 - 25	2 - 1	51	29,286	D	ABC			

2017 ▶ 10-3 OVERALL ▶ 6-2 MOUNTAIN WEST (2ND - WEST DIV.) ▶ HOME: 5-2; AWAY: 5-0; NEUTRAL: 0-1

COACH: ROCKY LONG

Date	Opponent	Result	Score	AP Coach		FD - FD	Total			Passing			Rushing			Temp	Att.	Misc	Television
				Rk	Rk		Yds - Yds	TOs - TOs	Yds - Yds	TDs - TDs	Yds - Yds	TDs - TDs	Yds - Yds	TDs - TDs					
S.2	UC DAVIS	W	38 - 17			27 - 16	513 - 315	2 - 3	237 - 258	2 - 2	276 - 57	3 - 0	95	46,132	D, FW	Facebook Live			
S.9	at Arizona State	W	30 - 20			14 - 15	352 - 342	0 - 1	73 - 298	1 - 2	279 - 44	1 - 1	91	54,336	N	Pac-12 Net.			
S.16	(19/19) STANFORD	W	20 - 17			21 - 10	353 - 254	0 - 3	187 - 80	1 - 0	166 - 174	1 - 2	68	43,040	N	CBSSN			
S.23	at Air Force*	W	28 - 24	22	25	19 - 14	367 - 253	1 - 1	180 - 33	1 - 0	187 - 220	3 - 3	50	27,575	D, R	CBSSN			
S.30	NORTHERN ILLINOIS	W	34 - 28	19	21	10 - 22	263 - 417	0 - 4	136 - 262	2 - 3	127 - 155	0 - 1	65	35,717	N	CBSSN			
O.7	at UNLV*	W	41 - 10	19	21	27 - 12	474 - 283	1 - 0	172 - 177	0 - 1	302 - 106	5 - 0	79	19,770	N	ESPN2			
O.14	BOISE STATE*	L	14 - 31	19	18	16 - 15	323 - 311	1 - 0	240 - 125	1 - 1	83 - 186	1 - 1	69	49,053	N	CBSSN			
O.21	FRESNO STATE*	L	3 - 27			14 - 15	255 - 375	1 - 0	90 - 176	0 - 0	165 - 199	0 - 3	68	43,243	N, HC	CBSSN			
O.28	at Hawaii*	W	28 - 7			21 - 12	417 - 195	1 - 0	83 - 160	1 - 0	334 - 35	3 - 1	73	23,018	D	ESPN2			
N.4	at San José State*	W	52 - 7			31 - 8	648 - 200	1 - 3	94 - 147	1 - 1	554 - 33	6 - 0	55	17,629	N	ESPNU			
N.18	NEVADA*	W	42 - 23			25 - 18	494 - 448	1 - 2	205 - 414	1 - 3	289 - 34	3 - 0	62	29,265	N	CBSSN			
N.24	NEW MEXICO*	W	35 - 10		25	19 - 11	463 - 249	2 - 2	198 - 167	2 - 1	265 - 82	3 - 0	86	28,978	D	CBSSN			
2017 ARMED FORCES BOWL (Amon G. Carter Stadium, Fort Worth, Texas)																			
D.23	vs. Army West Point	L	35 - 42			11 - 31	280 - 446	2 - 1	25 - 6	0 - 0	255 - 440	4 - 5	48	35,986	D	ESPN			

All-Time Scores



10 STRAIGHT BOWL GAME APPEARANCES ▶ 21 CONFERENCE CHAMPIONSHIPS

2018 ▶ 7-6 OVERALL ▶ 4-4 MOUNTAIN WEST (4TH - WEST DIV.) ▶ HOME: 5-2; AWAY: 2-3; NEUTRAL: 0-1

COACH: ROCKY LONG

Date	Opponent	Result	Score	AP Coach		Total			Passing			Rushing			Temp	Att.	Misc	Television
				Rk	Rk	FD - FD	Yds - Yds	TOs - TOs	Yds - Yds	TDs - TDs	Yds - Yds	TDs - TDs						
A.31	at (13/13) Stanford	L	10 - 31			11 - 19	263 - 382	1 - 1	113 - 332	0 - 4	150 - 50	1 - 0	71	40,913	N	FS1		
S.8	Sacramento State	W	28 - 14			25 - 10	429 - 234	2 - 0	271 - 181	0 - 1	158 - 53	3 - 1	77	45,755	N, F			
S.15	(23/25) Arizona State	W	28 - 21			27 - 21	440 - 377	1 - 0	129 - 341	1 - 2	311 - 36	2 - 1	73	34,641	N	CBSSN		
S.22	Eastern Michigan	ot-W	23 - 20			15 - 14	350 - 355	1 - 2	176 - 236	2 - 1	174 - 119	0 - 1	70	30,898	N	CBSSN		
O.6	at (rv/24) Boise State*	W	19 - 13			9 - 16	267 - 229	2 - 3	113 - 178	0 - 0	154 - 51	2 - 2	57	36,679	D	ESPNU		
O.12	Air Force*	W	21 - 17			13 - 14	297 - 276	1 - 1	213 - 62	1 - 0	84 - 214	1 - 2	67	25,326	N	CBSSN		
O.20	San José State*	W	16 - 13			16 - 18	293 - 295	1 - 1	86 - 233	0 - 0	207 - 62	1 - 1	70	30,451	N, HC	CBSSN		
O.27	at Nevada*	L	24 - 28			24 - 14	456 - 297	2 - 0	283 - 235	3 - 2	173 - 62	0 - 1	68	14,545	N	ESPNU		
N.3	at New Mexico*	W	31 - 23			17 - 11	401 - 142	3 - 1	240 - 41	1 - 2	161 - 101	3 - 0	51	14,646	N	ESPNU		
N.10	UNLV*	L	24 - 27			21 - 19	368 - 436	2 - 2	279 - 237	2 - 1	89 - 199	1 - 2	61	24,986	N	ESPN2		
N.17	at Fresno State*	L	14 - 23			8 - 17	282 - 390	0 - 0	218 - 267	2 - 1	64 - 123	0 - 2	55	36,123	N	CBSSN		
N.24	Hawaii**	ot-L	30 - 31			21 - 22	402 - 516	0 - 2	178 - 452	2 - 3	224 - 64	2 - 1	61	28,014	N	ESPNU		
2018 FRISCO BOWL (Toyota Stadium, Frisco, Texas)																		
D.19	vs. Ohio	L	0 - 27			18 - 21	287 - 421	2 - 2	134 - 206	0 - 1	153 - 215	0 - 2	56	11,029	N, R	ESPN		

2019 ▶ 10-3 OVERALL ▶ 5-3 MOUNTAIN WEST (T-1ST - WEST DIV.) ▶ HOME: 4-2; AWAY: 5-1; NEUTRAL: 1-0

COACH: ROCKY LONG

Date	Opponent	Result	Score	AP Coach		Total			Passing			Rushing			Temp	Att.	Misc	Television
				Rk	Rk	FD - FD	Yds - Yds	TOs - TOs	Yds - Yds	TDs - TDs	Yds - Yds	TDs - TDs						
A.31	Weber State	W	6 - 0			14 - 5	238 - 154	1 - 1	108 - 119	0 - 0	130 - 35	0 - 0		40,222	N			
S.7	at UCLA	W	23 - 14			22 - 16	373 - 261	0 - 2	293 - 199	1 - 1	80 - 62	1 - 1		36,951	D	Pac-12		
S.14	at New Mexico State	W	31 - 10			24 - 17	397 - 329	1 - 4	116 - 299	1 - 1	281 - 30	3 - 0		10,123	N	FS Arizona+		
S.21	Utah State*	L	17 - 23			25 - 23	372 - 375	1 - 0	281 - 293	2 - 0	91 - 82	0 - 1		27,367	N	CBSSN		
O.5	at Colorado State*	W	24 - 10			14 - 13	238 - 235	0 - 4	147 - 217	3 - 1	91 - 18	0 - 0		29,767	N	ESPN2		
O.12	Wyoming*	W	26 - 22			21 - 11	329 - 266	0 - 2	209 - 109	2 - 1	120 - 157	1 - 2		28,758	N	CBSSN		
O.19	at San José State*	W	27 - 17			22 - 15	348 - 272	0 - 1	88 - 218	0 - 2	260 - 54	2 - 0		18,285	N			
O.26	at UNLV*	W	20 - 17			18 - 18	335 - 376	1 - 0	185 - 255	1 - 2	150 - 121	0 - 0		19,652	N	CBSSN		
N.9	Nevada*	L	13 - 17			18 - 12	309 - 226	1 - 1	196 - 197	0 - 1	113 - 29	1 - 1		27,873	N, HC	ESPN2		
N.15	Fresno State*	W	17 - 7			24 - 13	425 - 207	2 - 3	323 - 137	1 - 0	102 - 70	1 - 1		26,876	N	ESPN2		
N.23	at Hawaii**	L	11 - 14			21 - 24	318 - 347	0 - 1	229 - 215	0 - 1	89 - 132	1 - 1		24,911	N	SPECTRUM		
N.30	Brigham Young	W	13 - 3			12 - 23	269 - 416	0 - 3	172 - 338	1 - 0	97 - 78	0 - 0		28,180	N	CBSSN		
2019 NEW MEXICO BOWL (Dreamstyle Stadium, Albuquerque, N.M.)																		
D.21	vs. Central Michigan	W	48 - 11			24 - 8	510 - 277	1 - 5	287 - 165	3 - 0	223 - 112	2 - 1		18,823	D	ESPN		

All totals listed SDSU-Opponent. Rank is SDSU's AP and Coaches (if applicable) poll rankings at game time. (#) - Opponent national ranking at game time appears before opponent name. D - day game; N - night game; R - rain (starting in 2014); S - snow; HC - Homecoming; FW - KGB SkyShow; NA - not applicable, played indoors.

All-Time Series Results



10 STRAIGHT BOWL GAME APPEARANCES ▶ 21 CONFERENCE CHAMPIONSHIPS

Series Records vs. Current NCAA Division I Football Teams Only

	W	L	T	SDSU	Opp.	Home	Away	Last Meeting	Streak
Air Force	17	19	0	880	1,020	10-7	7-11	W, 21-17 (h, '18)	W8
Akron	1	0	0	41	0	1-0	0-0	W, 41-0 (h, '65)	W1
Arizona	5	10	0	220	283	3-3	2-7	L, 10-23 (h '01)	L4
Arizona State	2	10	1	159	427	1-5-1	1-5	W, 28-21 (h, '18)	W2
Arkansas State	1	0	0	24	14	1-0	0-0	W, 24-14 (h '76)	W1
Army West Point	2	1	0	100	69	1-0	1-0	L, 35-42 (n '17)	L1
Boise State	3	3	0	152	184	1-2	2-1	W, 19-13 (a '18)	W1
Bowling Green	2	0	1	83	55	1-0-1	1-0	W, 27-15 (a, '76)	W1
► Brigham Young	8	28	1	698	1,198	6-12-1	2-16	W, 13-3 (h, '19)	W1
Buffalo	1	0	0	49	24	0-0	0-0	W, 49-24 (n, '13)	W1
California	4	4	0	197	233	4-0	0-4	W, 45-40 (h, '16)	W1
Cal Poly	14	11	0	620	438	8-6	6-5	W, 49-21 (h, '11)	W1
Cincinnati	1	1	0	65	59	0-1	0-0	W, 42-7 (n, '15)	W1
Central Michigan	1	0	0	48	11	0-0	0-0	W, 48-11 (n, '19)	W1
Colorado	0	1	0	14	34	0-0	0-1	L, 14-34 (a, '02)	L1
► Colorado State	21	14	0	853	771	10-8	11-6	W, 24-10 (a, '19)	W1
Eastern Illinois	1	1	0	59	47	1-1	0-0	L, 19-40 (h, '13)	L1
Eastern Michigan	1	0	0	23	20	1-0	0-0	W, 23-20 (h, '18)	W1
Eastern Washington	1	0	0	19	9	1-0	0-0	W, 19-9 (h, '03)	W1
Florida State	2	0	0	79	33	2-0	0-0	W, 41-16 (h, '77)	W2
► Fresno State	30	25	4	1,205	1,217	17-11-2	13-14-2	W, 17-11 (h, '19)	W1
► Hawai'i	21	11	2	1,038	681	10-4	11-7-2	L, 11-14 (a, '19)	L2
Houston	1	2	0	57	73	0-1	0-1	W, 34-10 (n, '16)	W1
Idaho	3	2	0	178	141	3-0	0-2	W, 35-21 (h, '14)	W1
Idaho State	1	0	0	38	21	1-0	0-0	W, 38-21 (h, '04)	W1
Illinois	0	2	0	23	87	0-1	0-1	L, 13-49 (h, '00)	L2
Iowa	0	1	0	38	39	0-1	0-0	L, 38-39 (h '86)	L1
Iowa State	3	3	0	186	163	3-2	0-1	W, 52-31 (h, '81)	W1
Kansas	1	0	0	41	13	0-0	1-0	W, 41-13 (a, '99)	W1
Kent State	2	0	0	31	9	1-0	1-0	W, 17-9 (h, '73)	W2
Louisiana	0	1	0	30	32	0-0	0-0	L, 30-32 (n, '11)	L1
Miami (Fla.)	1	5	0	108	210	1-2	0-3	L, 17-63 (h, '92)	L4
Michigan	0	2	0	28	52	0-0	0-2	L, 7-28 (a, '11)	L2
Minnesota	1	1	0	65	57	1-0	0-1	L, 7-31 (a, '94)	L1
Missouri	0	3	0	46	103	0-1	0-2	L, 24-27 (a, '10)	L3
Montana State	3	0	0	76	32	2-0	1-0	W, 34-22 (a, '68)	W3
Navy	3	1	0	152	75	3-1	0-0	L, 16-17 (h, '14)	W3
► Nevada	7	5	0	323	317	5-2	2-3	L, 13-17 (h, '19)	L2
New Hampshire	1	0	0	31	0	1-0	0-0	W, 31-0 (h, '16)	W1
New Mexico	27	15	0	1,084	1,059	14-8	13-7	W, 31-23 (a, '18)	W7
New Mexico State	10	1	1	384	153	7-0	3-1-1	W, 31-10 (a, '19)	W8
Nicholls State	1	0	0	47	0	1-0	0-0	W, 47-0 (h, '10)	W1

	W	L	T	SDSU	Opp.	Home	Away	Last Meeting	Streak
North Carolina	0	2	0	40	51	0-0	0-0	L, 27-31 (a, '14)	L2
North Dakota	1	0	0	49	41	1-0	0-1	W, 49-41 (h, '12)	W1
North Dakota State	1	0	0	36	0	1-0	0-0	W, 36-0 (h, '66)	W1
North Texas	6	1	0	229	87	4-0	2-1	W, 30-12 (h, '75)	W1
Northern Arizona	3	0	0	74	15	2-0	1-0	W, 38-7 (h, '14)	W3
Northern Illinois	6	0	0	228	96	4-0	2-0	W, 34-28 (h, '17)	W6
Notre Dame	0	1	0	13	21	0-0	0-1	L, 13-21 (a, '08)	L1
Ohio	0	1	0	0	27	0-0	0-0	L, 0-27 (n, '19)	L1
Ohio State	0	4	0	38	112	0-0	0-4	L, 7-42 (a, '13)	L4
Oklahoma	1	1	0	73	69	1-0	0-1	W, 51-31 (h, '96)	W1
Oklahoma State	2	2	0	80	56	1-1	1-1	L, 16-19 (a, '84)	L1
Oregon	0	4	0	91	150	0-2	0-2	L, 21-42 (a, '90)	L4
Oregon State	2	3	0	82	105	1-1	1-3	L, 7-28 (a, '14)	L3
Penn State	0	1	0	21	37	0-0	0-1	L, 1-21 (a, '15)	L1
Portland State	1	0	0	52	17	1-0	0-0	W, 52-17 (h, '07)	W1
► Sacramento State	1	0	0	28	14	1-0	0-0	W, 28-14 (h, '18)	W1
Samford	1	0	0	37	17	1-0	0-0	W, 37-17 (h, '03)	W1
San Diego	2	0	0	80	15	2-0	0-0	W, 37-3 (h, '15)	W2
► San José State	22	19	2	954	902	12-6-1	10-13-1	W, 27-17 (a, '19)	W7
South Alabama	0	2	0	51	76	0-1	0-1	L, 24-52 (a, '16)	L2
South Florida	1	0	0	41	12	1-0	0-0	W, 41-12 (h, '99)	W1
Southern Mississippi	2	1	0	109	31	2-0	0-1	L, 0-10 (a, '71)	L1
Southern Utah	1	0	0	35	19	1-0	0-0	W, 35-19 (h, '09)	W1
Stanford	2	4	0	131	159	2-1	0-3	L, 10-31 (a, '18)	L1
TCU	0	7	0	121	283	0-4	0-3	L, 14-27 (h, '11)	L7
Tennessee State	1	0	1	29	21	1-0-1	0-0	T, 13-13 (h, '68)	T1
Texas Southern	1	0	0	42	33	1-0	0-0	W, 42-23 (h, '68)	W1
► Toledo								First Meeting	
Tulsa	2	2	0	91	83	1-0	1-1	W, 24-14 (a, '98)	W1
UC Davis	1	0	0	38	17	1-0	0-0	W, 38-17 (h, '17)	W1
► UCLA	1	21	1	264	709	0-13-1	1-8	W, 23-14 (a, '19)	W1
► UNLV	19	10	0	775	577	11-4	8-6	W, 20-17 (a, '19)	W1
USC	0	2	1	58	90	0-0-1	0-2	L, 21-24 (a, '99)	L2
Utah	12	17	1	718	854	7-8-1	5-9	L, 34-38 (h, '10)	L5
► Utah State	12	2	0	403	194	8-2	4-0	L, 17-23 (h, '19)	L1
UTEP	18	4	0	776	449	9-2	9-2	L, 27-34 (h, '06)	L1
Washington	0	3	0	40	103	0-0	0-3	L, 12-21 (a, '12)	L3
Washington State	1	1	0	59	69	1-0	0-1	W, 42-24 (h, '11)	W1
Weber State	3	0	0	102	46	2-0	1-0	W, 6-0 (h, '19)	W3
Wisconsin	1	4	0	60	128	1-1	0-3	L, 0-14 (a, '06)	L4
► Wyoming	19	19	0	1,014	1,037	12-7	7-12	W, 26-22 (h, '19)	W2

► - Indicates 2020 opponent



BRIGHAM YOUNG

Series: Brigham Young leads, 28-8-1
 Home: 6-12-1, Away: 2-16
 Qualcomm Stadium/Jack Murphy/SD: 5-11-1
 WAC Games: 3-15-1; MW Games: 2-10
 Longest SDSU Win Streak: 1 (8 times)
 Longest BYU Win Streak: 9 (1976-85)

Date	Location (Opp. NR)	Score
California Collegiate Athletic Association Era		
N.22.47	H-Balboa Stadium	W 32-7
S.18.48	A-Cougar Stadium	L 6-14
Pacific Coast Athletic Association Era		
O.3.70	H-San Diego Stadium (20)	W 31-11
Independent Era		
O.2.76	H-San Diego Stadium	L 0-8
Western Athletic Conference Era		
N.11.78	A-Cougar Stadium*	L 3-21
N.24.79	H-San Diego Stadium* (10)	L 14-63
S.13.80	A-Cougar Stadium*	L 11-35
O.17.81	H-Jack Murphy Stadium*	L 7-27
N.13.82	A-Cougar Stadium*	L 8-58
O.22.83	H-Jack Murphy Stadium*	L 12-47
N.10.84	A-Cougar Stadium* (4)	L 3-34
O.12.85	A-Cougar Stadium* (11)	L 0-28
N.29.86	H-Jack Murphy Stadium*	W 10-3
N.7.87	A-Cougar Stadium*	L 21-38
N.5.88	H-Jack Murphy Stadium* (20)	W 27-15

N.25.89	H-Jack Murphy Stadium* (21)	L 27-48
S.22.90	A-Cougar Stadium* (4)	L 34-62
N.16.91	H-Jack Murphy Stadium*	T 52-52
S.10.92	A-Cougar Stadium*	W 45-38
N.11.93	H-Jack Murphy Stadium*	L 44-45
N.10.94	A-Cougar Stadium* (23)	L 28-35
S.16.95	A-Cougar Stadium*	L 19-31
O.29.98	A-Cougar Stadium*	L 0-13
Mountain West Era		
N.6.99	H-Qualcomm Stadium* (13)	L 7-30
O.21.00	A-Cougar Stadium*	W 16-15
O.25.01	H-Qualcomm Stadium* (10)	L 21-59
N.2.02	A-LaVell Edwards Stadium*	L 10-34
O.4.03	H-Qualcomm Stadium*	L 36-44
N.6.04	A-LaVell Edwards Stadium*	L 16-49
O.1.05	H-Qualcomm Stadium*	W 31-10
O.7.06	A-LaVell Edwards Stadium*	L 17-47
D.1.07	H-Qualcomm Stadium* (21)	L 27-48
N.8.08	A-LaVell Edwards Stadium* (17)	L 12-41
O.7.09	H-Qualcomm Stadium* (18)	L 28-38
O.9.10	A-LaVell Edwards Stadium*	L 21-24
D.20.12	H-Qualcomm Stadium (PB)	L 6-23
N.30.19	H-SDCCU Stadium	W 13-3



COLORADO STATE

Series: San Diego State leads, 21-14
 Home: 10-8, Away: 11-6
 Qualcomm Stadium/Jack Murphy/SD: 10-8
 WAC Games: 10-8; MW Games: 11-6
 Longest SDSU Win Streak: 5 (2009-15)
 Longest CSU Win Streak: 4 (1994-97)

Date	Location (Opp. NR)	Score
Western Athletic Conference Era		
N.4.78	H-San Diego Stadium* (HC)	W 34-31
O.20.79	A-Hughes Stadium*	L 3-37
O.18.80	H-Jack Murphy Stadium*	L 7-26
S.12.81	A-Hughes Stadium*	W 30-14
N.20.82	H-Jack Murphy Stadium*	W 38-10
O.15.83	A-Hughes Stadium*	L 15-17
O.20.84	H-Jack Murphy Stadium* (HC)	W 41-24
S.28.85	H-Jack Murphy Stadium*	W 48-23
N.1.86	A-Hughes Stadium* (25)	W 27-26
N.14.87	H-Jack Murphy Stadium*	W 26-12
O.22.88	A-Hughes Stadium*	L 7-13
N.9.91	H-Jack Murphy Stadium*	W 42-32
O.31.92	A-Hughes Stadium*	W 20-13
O.16.93	H-Jack Murphy Stadium*	W 30-3
S.24.94	A-Hughes Stadium*	L 17-19
N.26.95	H-Jack Murphy Stadium*	L 13-24
O.26.96	A-Hughes Stadium*	L 18-27
N.22.97	H-Qualcomm Stadium*	L 17-38

Mountain West Era

O.16.99	A-Hughes Stadium*	W 17-10
O.28.00	H-Qualcomm Stadium* (24)	L 22-34
S.22.01	A-Hughes Stadium*	W 14-7
N.15.02	H-Qualcomm Stadium* (21)	L 21-49
N.15.03	A-Hughes Stadium*	L 6-21
O.16.04	H-Qualcomm Stadium*	L 17-21
N.12.05	A-Hughes Stadium*	W 30-10
D.2.06	H-Qualcomm Stadium*	W 17-6
O.6.07	A-Hughes Stadium*	W 24-20
O.25.08	H-Qualcomm Stadium*	L 34-38
O.24.09	A-Hughes Stadium*	W 42-28
N.6.10	H-Qualcomm Stadium*	W 24-19
N.12.11	A-Hughes Stadium*	W 18-15
O.13.12	H-Qualcomm Stadium*	W 38-14
O.31.15	A-Hughes Stadium*	W 41-17
N.26.16	H-Qualcomm Stadium*	L 31-63
O.5.19	A-Canvas Stadium*	W 24-10

All-Time Series Results



10 STRAIGHT BOWL GAME APPEARANCES ▶ 21 CONFERENCE CHAMPIONSHIPS

SERIES RESULTS < HISTORY



FRESNO STATE

Series: San Diego State leads 30-25-4

Home: 17-11-2, Away: 13-14-2

SDCCU Stadium/Qualcomm/Jack Murphy/
SD: 10-4

CCAA Games: 8-11-4, PCAA Games: 6-1

WAC Games: 6-3; MW Games: 3-5

Longest SDSU Win Streak: 9 (1962-70)

Longest Fresno St. Win Streak: 8 (1954-61)

Date	Location (Opp. NR)	Score
------	--------------------	-------

Southern California Junior College Era

N.29.23	H-Balboa Stadium	W 12-2
N.27.24	A-Fire/Police Baseball Park	L 0-7

Southern California Intercollegiate Athletic Era

O.30.26	H-Navy *Sports* Field	L 7-28
D.5.31	A-Ratcliffe Stadium	W 15-0

California Collegiate Athletic Association Era

O.25.40	H-Balboa Stadium*	T 0-0
O.25.41	A-Ratcliffe Stadium*	L 0-26
O.11.42	H-Aztec Bowl*	L 0-66
O.27.45	A-Ratcliffe Stadium	W 7-0
O.26.46	H-Balboa Stadium*	W 7-0
N.1.47	A-Ratcliffe Stadium*	T 7-7
N.6.48	A-Ratcliffe Stadium*	L 6-7
N.5.49	A-Ratcliffe Stadium*	W 18-7
O.21.50	H-Aztec Bowl*	T 20-20
N.3.51	A-Ratcliffe Stadium	W 13-7
N.1.52	H-Balboa Stadium	L 33-49
O.31.53	A-Ratcliffe Stadium*	T 27-27
O.30.54	H-Balboa Stadium*	L 0-20
N.5.55	A-Ratcliffe Stadium*	L 6-20
N.17.56	H-Aztec Bowl*	L 7-50
N.2.57	A-Ratcliffe Stadium*	L 0-27
N.1.58	H-Aztec Bowl* (HC)	L 20-22
O.31.59	A-Ratcliffe Stadium*	L 13-58
O.29.60	H-Aztec Bowl* (HC)	L 0-60
O.28.61	A-Ratcliffe Stadium*	L 6-27
O.27.62	H-Aztec Bowl*	W 29-26
N.2.63	A-Ratcliffe Stadium*	W 34-6
O.31.64	H-Aztec Bowl*	W 44-6
O.30.65	A-Ratcliffe Stadium*	W 26-7
O.29.66	H-Aztec Bowl*	W 34-13
O.28.67	A-Ratcliffe Stadium*	W 28-21

Independent Era

N.2.68	H-San Diego Stadium	W 42-12
--------	---------------------	---------

Pacific Coast Athletic Association Era

N.1.69	A-Ratcliffe Stadium*	W 48-20
O.31.70	(14) H-San Diego Stadium*	W 56-14
O.30.71	A-Ratcliffe Stadium*	L 10-17
O.28.72	H-San Diego Stadium*	W 21-14
N.17.73	A-Ratcliffe Stadium*	W 41-6
O.12.74	H-San Diego Stadium*	W 24-21
O.11.75	A-Ratcliffe Stadium*	W 29-0

Independent Era

S.18.76	H-San Diego Stadium	W 7-3
O.8.77	A-Ratcliffe Stadium	L 14-34

Western Athletic Conference Era

O.7.78	H-San Diego Stadium*	W 31-14
S.22.79	A-Ratcliffe Stadium*	W 32-23
N.21.92	H-Jack Murphy Stadium*	L 41-45
N.20.93	A-Bulldog Stadium*	L 37-63
N.26.94	H-Jack Murphy Stadium*	L 42-49
O.14.95	H-Jack Murphy Stadium*	W 48-24
N.23.96	H-Jack Murphy Stadium*	W 31-21
N.15.97	A-Bulldog Stadium*	W 20-19
N.7.98	H-Qualcomm Stadium*	W 10-0

Mountain West Era

A.29.02	A-Bulldog Stadium	L 14-16
D.3.11	H-Qualcomm Stadium	W 35-28
S.29.12	A-Bulldog Stadium*	L 40-52
O.26.13	H-Qualcomm Stadium (15) (HC)*	ot-L 28-35
O.3.14	A-Bulldog Stadium*	L 13-24
O.3.15	H-Qualcomm Stadium*	W 21-7
O.14.16	A-Bulldog Stadium*	W 17-3
O.21.17	H-SDCCU Stadium* (HC)	L 3-27

N.17.18 A-Bulldog Stadium* L 14-23

N.15.19 H-SDCCU Stadium* W 17-7



HAWAII

Series: San Diego State leads 21-11-2

Home: 10-4, Away: 11-7-2

SDCCU Stadium/Qualcomm/Jack Murphy/
SD: 8-3

WAC Games: 12-5-2; MW Games: 6-2

Longest SDSU Win Streak: 9 (1990-98)

Longest UH Win Streak: 2 (five times)

Date	Location (Opp. NR)	Score
------	--------------------	-------

California Collegiate Athletic Association Era

N.15.39	H-Aztec Bowl	L 10-13
D.7.40	A-Honolulu Stadium	L 7-33
S.20.50	A-Honolulu Stadium	W 49-27
J.1.51	A-Honolulu Stadium	W 34-13
S.26.53	H-San Diego Stadium	W 40-7

Western Athletic Conference Era

N.8.80	A-Aloha Stadium*	L 6-31
O.24.81	H-Jack Murphy Stadium*	L 10-28
N.6.82	A-Aloha Stadium*	W 31-28
O.1.83	A-Aloha Stadium*	T 27-27
O.27.84	A-Aloha Stadium*	L 10-16
N.30.85	A-Aloha Stadium*	T 10-10
N.22.86	H-Jack Murphy Stadium*	W 35-5
O.31.87	A-Aloha Stadium*	*W 29-21
O.15.88	H-Jack Murphy Stadium* (HC)	L 30-32
O.7.89	A-Aloha Stadium* (20)	L 24-31
N.10.90	H-Jack Murphy Stadium*	W 44-38
O.5.91	A-Aloha Stadium*	W 47-21
N.14.92	H-Jack Murphy Stadium* (23)	W 52-28
O.9.93	A-Aloha Stadium*	W 45-14
O.29.94	H-Jack Murphy Stadium*	W 38-23
N.18.95	A-Aloha Stadium*	W 49-10
O.11.96	H-Jack Murphy Stadium*	W 56-8
O.25.97	A-Aloha Stadium*	W 10-3
O.9.98	H-Qualcomm Stadium*	W 35-13

Mountain West Era

D.7.02	A-Aloha Stadium	L 40-41
D.3.05	A-Aloha Stadium	L 38-49
O.6.12	H-Qualcomm Stadium*	W 52-14
N.16.13	A-Aloha Stadium*	ot-W 28-21
O.18.14	H-Qualcomm Stadium*	W 20-10
O.10.15	A-Aloha Stadium*	W 28-14
N.5.16	H-Qualcomm Stadium* (HC)	W 55-0
O.28.17	A-Aloha Stadium*	W 28-7
N.24.18	H-SDCCU Stadium*	ot-L 30-31
N.23.19	A-Aloha Stadium*	L 11-14

NEVADA

Series: San Diego State leads, 7-5

Home: 5-2, Away: 2-3

SDCCU Stadium/Qualcomm/Jack Murphy
SD: 5-1

MW Games: 5-3

Longest SDSU Win Streak: 4 (1995-13)

Longest NEV Win Streak: 2 (two times)

Date	Location (Opp. NR)	Score
------	--------------------	-------

California Collegiate Athletic Association Era

N.11.45	A-Reno	L 6-44
O.19.46	H-Balboa Stadium	L 0-26

Western Athletic Conference Era

S.28.95	H-Jack Murphy Stadium	W 30-27
---------	-----------------------	---------

Mountain West Era

S.25.04	H-Qualcomm Stadium	W 27-10
O.20.12	A-Mackay Stadium*	ot-W 39-38
O.4.13	H-Qualcomm Stadium*	ot-W 51-44
N.1.14	A-Mackay Stadium*	L 14-30
N.28.15	H-Qualcomm Stadium*	W 31-14
N.12.16	A-Mackay Stadium*	W 46-16
N.18.17	H-SDCCU Stadium*	W 42-23
O.27.18	A-Mackay Stadium*	L 24-28

N.9.19 H-SDCCU Stadium* (HC) L 13-17



SACRAMENTO STATE

Series: San Diego State leads, 1-0-0

Home: 1-0; Away: 0-0

SDCCU Stadium: 1-0

Longest SDSU Win Streak: 1 (2018-current)

Longest Sacramento State Win Streak: n/a

Date	Location (Opp. NR)	Score
------	--------------------	-------

Mountain West Era

S.8.18	H-SDCCU	W 28-14
--------	---------	---------



SAN JOSÉ STATE

Series: San Diego State leads, 22-19-2

Home: 12-6-1, Away: 10-13-1

SDCCU Stadium/Qualcomm/Jack Murphy/
SD: 10-1

SCIA Games: 0-1; CCAA Games: 0-8;

PCAA Games: 4-1; WAC Games: 3-0

MW Games: 7-0

Longest SDSU Win Streak: 7 (two times)

Longest SJSU Win Streak: 11 (1938-52)

Date	Location (Opp. NR)	Score
------	--------------------	-------

Southern California Intercollegiate Athletic Era

O.11.35	A-Spartan Stadium	L 9-24
O.24.36	H-Aztec Bowl	W 14-6
N.25.37	A-Spartan Stadium	W 7-6
O.29.38	H-Aztec Bowl*	L 0-14

California Collegiate Athletic Association Era

O.13.39	A-Spartan Stadium*	L 0-42
O.11.40	A-Spartan Stadium*	L 0-10
O.10.41	A-Spartan Stadium*	L 0-20
N.8.42	A-Spartan Stadium*	L 0-26
N.16.46	H-Balboa Stadium*	L 0-6
O.25.47	H-Balboa Stadium*	L 7-32
N.12.48	A-Spartan Stadium*	L 13-21
N.12.49	H-Aztec Bowl*	L 0-40
S.29.50	A-Spartan Stadium	L 0-26
S.27.52	H-Aztec Bowl	L 6-47
O.20.56	H-Balboa Stadium	T 27-27
O.25.57	A-Spartan Stadium	L 0-46
N.28.64	A-Spartan Stadium	L 15-20
O.19.66	A-Spartan Stadium	W 25-0

Independent Era

O.26.68	H-San Diego Stadium (HC)	W 48-6
---------	--------------------------	--------

Pacific Coast Athletic Association Era

O.4.69	A-Spartan Stadium*	W 55-21
O.17.70	H-San Diego Stadium*	W 32-6
N.6.71	A-Spartan Stadium*	L 7-45
O.7.72	H-San Diego Stadium*	W 23-12
N.3.73	A-Spartan Stadium*	T 27-27
O.19.74	H-San Diego Stadium* (HC)	W 40-14
N.15.75	A-Spartan Stadium*	L 7-31

Independent Era

N.6.76	H-San Diego Stadium (HC)	W 30-17
N.26.77	(16) A-Spartan Stadium	W 37-34

Western Athletic Conference Era

O.21.95	H-Jack Murphy Stadium	W 49-20
N.2.96	A-Spartan Stadium*	W 49-20
N.8.97	H-Qualcomm Stadium* (HC)	W 48-21
N.14.98	A-Spartan Stadium*	W 34-6

Mountain West Era

S.24.05	H-Qualcomm Stadium	W 52-21
S.30.06	A-Spartan Stadium	L 10-31
S.13.08	A-Spartan Stadium	L 10-35
S.22.12	H-Qualcomm Stadium	L 34-38
N.9.13	A-Spartan Stadium*	W 34-30
N.29.14	H-Qualcomm Stadium*	W 38-7
O.17.15	A-Spartan Stadium*	W 30-7
O.21.16	H-Qualcomm Stadium*	W 42-3
N.4.17	A-CEFCU Stadium*	W 52-7
O.20.18	H-SDCCU Stadium* (HC)	W 16-13
O.19.19	A-CEFCU Stadium*	W 27-17



TOLEDO

Series: First meeting



UCLA

Series: UCLA leads, 21-1-1

Home: 0-13-1; Away: 1-8

Qualcomm Stadium/Jack Murphy: 0-7

Longest SDSU Win Streak: 1 (2019-current)

Longest UCLA Win Streak: 19 (1925-09)

Date	Location (Opp. NR)	Score
------	--------------------	-------

Southern California Junior College Era

O.7.22	H-Balboa	L 6-25
O.13.23	A-Rose Bowl	L 0-12
N.15.24	H-Balboa	T 13-13

Independent Era

S.26.25	A-Rose Bowl	L 0-7
---------	-------------	-------

Southern California Intercollegiate Athletic Era

O.9.26	A-Rose Bowl	L 7-42
S.23.33	A-Rose Bowl	L 0-13
S.22.34	A-Rose Bowl	L 0-20

Western Athletic Conference Era

S.9.84	H-Jack Murphy	L 15-18
S.21.85	A-Rose Bowl	L 16-34
S.20.86	H-Jack Murphy	L 14-45
S.5.87	A-Rose Bowl	L 14-47
S.3.88	A-Rose Bowl	L 6-59
S.16.89	H-Jack Murphy	L 25-28
O.13.90	A-Rose Bowl	L 31-45
S.26.91	H-Jack Murphy	L 12-27
S.26.92	A-Rose Bowl	L 7-35
S.30.93	H-Jack Murphy	L 13-52

Mountain West Era

S.28.02	H-Qualcomm	L 7-43
S.27.03	A-Rose Bowl	L 10-20
O.2.04	A-Rose Bowl	L 10-33
S.3.05		

All-Time Series Results



10 STRAIGHT BOWL GAME APPEARANCES ▶ 21 CONFERENCE CHAMPIONSHIPS

N.27.10	H-Qualcomm Stadium*	W	48-14
N.26.11	A-Sam Boyd Stadium*	W	31-14
O.27.12	H-Qualcomm Stadium*	W	24-13
N.30.13	A-Sam Boyd Stadium*	L	19-45
S.26.14	H-Qualcomm Stadium*	W	34-17
N.21.15	A-Sam Boyd Stadium*	W	52-14
O.8.16	H-Qualcomm Stadium*	W	26-7
O.7.17	A-Sam Boyd Stadium* (19)	W	41-10
N.10.18	H-SDCCU Stadium*	L	24-27
O.26.19	A-Sam Boyd Stadium*	W	20-17



UTAH STATE

Series: San Diego State leads, 12-2
 Home: 8-2; Away: 4-0
 Qualcomm Stadium/Jack Murphy/SD: 7-2
 MW Games: 2-1
 Longest SDSU Win Streak: 9 (1968-16)
 Longest USU Win Streak: 1 (two times)

Date	Location (Opp. NR)	Score
California Collegiate Athletic Association Era		
S.19.47	A-Romney Stadium	W 24-19
D.4.48	H-Aztec Bowl	W 28-19
N.25.67	H-San Diego Stadium	L 25-31
Independent Era		
N.30.68	H-San Diego Stadium	W 30-19
Pacific Coast Athletic Association Era		
O.22.71	H-San Diego Stadium	W 36-20
S.22.73	A-Romney Stadium	W 35-7
N.30.74	H-San Diego Stadium	W 34-6
S.27.75	A-Romney Stadium	W 19-10
Independent Era		
N.13.76	H-Jack Murphy Stadium	W 7-6
O.1.77	H-Jack Murphy Stadium	W 19-0
Mountain West Era		
S.25.10	H-Qualcomm Stadium	W 41-7
O.23.15	H-Qualcomm Stadium*	W 48-14
O.28.16	A-Maverik Stadium*	W 40-13
S.21.19	H-SDCCU Stadium*	L 17-23



WYOMING

Series: Series tied, 19-19
 Home: 12-7; Away: 7-12
 Qualcomm Stadium/Jack Murphy/SD: 12-7
 MW Era: 11-6; WAC Era: 7-13
 Longest SDSU Win Streak: 5 (1999-2003)
 Longest Wyoming Win Streak: 3 (1992-1995)

Date	Location (Opp. NR)	Score
Western Athletic Conference Era		
O.14.78	A-War Memorial Stadium	L 22-31
N.3.79	H-San Diego Stadium (HC)	W 31-21
O.25.80	A-War Memorial Stadium	L 9-34
N.7.81	H-Jack Murphy Stadium (HC)	L 13-24
O.9.82	A-War Memorial Stadium	W 24-21
N.12.83	H-Jack Murphy Stadium (HC)	L 21-33
O.6.84	A-War Memorial Stadium	W 21-0
N.9.85	A-War Memorial Stadium	L 20-41
N.15.86	H-Jack Murphy Stadium	W 31-24
O.3.87	A-War Memorial Stadium	L 10-52
O.8.88	H-Jack Murphy Stadium	L 27-55
N.11.89	H-Jack Murphy Stadium	W 27-17
O.6.90	A-War Memorial Stadium	L 51-52
N.2.91	H-Jack Murphy Stadium	W 24-22
N.7.92	A-War Memorial Stadium	L 6-17
N.27.93	H-Jack Murphy Stadium	L 38-43
O.22.94	A-War Memorial Stadium	L 35-52
N.11.95	H-Jack Murphy Stadium	L 31-34
N.7.96	H-Jack Murphy Stadium (16)	W 28-24
N.1.97	A-War Memorial Stadium	L 17-41
Mountain West Era		
N.27.99	H-Qualcomm Stadium*	W 39-7
O.7.00	A-War Memorial Stadium*	W 34-0
N.17.01	H-Qualcomm Stadium*	W 38-16
O.19.02	A-War Memorial Stadium*	W 24-20

O.25.03	H-Qualcomm Stadium*	W	25-20
O.9.04	A-War Memorial Stadium*	L	10-20
N.19.05	H-Qualcomm Stadium*	W	34-21
N.4.06	A-War Memorial Stadium*	L	24-27
N.3.07	H-Qualcomm Stadium*	W	27-24
N.1.08	A-War Memorial Stadium*	L	10-35
N.14.09	H-Qualcomm Stadium*	L	27-30
O.30.10	A-War Memorial Stadium*	W	48-38
O.29.11	H-Qualcomm Stadium*	L	27-30
N.24.12	A-War Memorial Stadium*	W	42-28
N.14.15	H-Qualcomm Stadium*	W	38-3
N.19.16	A-War Memorial Stadium (24)*	L	33-34
D.3.16	A-War Memorial Stadium (MWC)	W	27-24
O.12.19	H-SDCCU Stadium*	W	26-22

* - conference game; HC - Homecoming; MWC - MW Championship game; (#) before stadium - SDSU's AP rank; (#) after stadium - opponent's AP rank

Historic Series

Non-NCAA Division I Football Teams

	W	L	T
Alumni	0	0	1
Army-Navy Academy J.C.	3	0	0
Boston University	1	0	0
Cal Poly Pomona	3	1	0
Cal State Fullerton	3	0	1
Cal State L.A.	11	5	1
CSUN	7	0	0
Cal Western	3	0	0
Caltech	4	6	0
Camp Haan	0	1	0
Chaffey J.C.	2	0	0
Chapman	8	0	0
Coronado H.S.	1	0	0
El Centro J.C.	1	0	0
Fleet Air	0	1	0
Fullerton J.C.	1	1	0
Hardin-Simmons	0	1	0
Hawaii Marines	0	1	0
LaVerne	10	2	3
Long Beach State	19	10	0
Loyola (Calif.)	3	4	0
March Field Flyers	0	1	0
Mexico Polytechnic	1	0	0
Naval Air	0	1	0
Occidental	11	7	1
Pacific	16	7	0
Pepperdine	11	2	1
Pomona College	10	7	1
Redlands	17	7	2
Reserve Destroyers	0	1	0
Riverside J.C.	3	1	0
San Diego Marines	10	16	2
San Diego NTC	1	0	0
San Francisco State	7	1	0
Santa Ana J.C.	3	1	0
Submarines Pacific	1	1	0
Tampa	1	0	0
Texas-Arlington	2	0	0
UC Santa Barbara	26	8	1
U.S.S. Birmingham	1	1	0
U.S.S. Melville	1	0	0
U.S.S. New Mexico	1	0	0
West Texas State	2	0	0
Whittier	10	11	2

MOUNTAIN WEST	W-L	Ohio	0-1	Idaho State	1-0
Air Force	17-19	Toledo	0-0	Montana State	3-0
Boise State	3-3	Western Michigan	0-0	Northern Arizona	3-0
Colorado State	21-14	TOTALS	14-1-1	Portland State	1-0
Fresno State	30-25-4	PAC-12	W-L	Sacramento State	1-0
Hawai'i	21-11-2	Arizona	5-10	Southern Utah	1-0
Nevada	7-5	Arizona State	2-10-1	UC Davis	1-0
New Mexico	27-15	California	4-4	Weber State	3-0
San José State	22-19-2	Colorado	0-1	TOTALS	29-11
UNLV	19-10	Oregon	0-4	DIVISION FBS (I-A)	W-L
Utah State	12-2	Oregon State	2-3	American Athletic	4-5
Wyoming	19-19	Stanford	2-4	Atlantic Coast	3-7
TOTALS	198-142-8	UCLA	1-21-1	Big Ten	2-15
MID-AMERICAN	W-L	USC	0-2-1	Big 12	7-14
Akron	1-0	Utah	12-17-1	Conference USA	26-6
Bail State	0-0	Washington	0-3	Mid-American	14-1-1
Bowling Green	2-0-1	Washington State	1-1	Mountain West	193-139-8
Buffalo	1-0	TOTALS	29-80-4	Pac-12	29-80-4
Central Michigan	1-0	BIG SKY	W-L	Southeastern	0-3
Eastern Michigan	1-0	Cal Poly	14-11	Sun Belt	13-6-1
Kent State	2-0	Eastern Washington	1-0	Independents	12-29-2
Miami (OH)	0-0				
Northern Illinois	6-0				

Second-Half Comebacks



10 STRAIGHT BOWL GAME APPEARANCES ► 21 CONFERENCE CHAMPIONSHIPS

2ND-HALF COMEBACKS TO WIN (DI-ERA (SINCE 1969))

Date	Opponent	Head Coach	Quarterback	Largest 2H Deficit	Final
Nov. 22, 1969	North Texas	Don Coryell	Dennis Shaw	10	W, 42-24
Nov. 29, 1969	Long Beach State*	Don Coryell	Dennis Shaw	11	W, 36-32
Nov. 7, 1970	at Pacific*	Don Coryell	Brian Sipe	6	W, 14-13
Oct. 16, 1971	at UC Santa Barbara	Don Coryell	Brian Sipe	16	W, 27-23
Oct. 22, 1971	Utah State	Don Coryell	Brian Sipe	13	W, 36-20
Oct. 28, 1972	Fresno State*	Don Coryell	Bill Donckers	7	W, 21-14
Dec. 2, 1972	Iowa State	Don Coryell	Bill Donckers	7	W, 27-14
Sept. 22, 1973	at Utah State	Claude Gilbert	Jesse Freitas	7	W, 35-7
Oct. 12, 1974	Fresno State*	Claude Gilbert	Craig Penrose	7	W, 24-21
Oct. 26, 1974	Long Beach State*	Claude Gilbert	Craig Penrose	3	W, 27-17
Sept. 18, 1976	Fresno State	Claude Gilbert	Joe Davis	3	W, 7-3
Oct. 16, 1976	Pacific	Claude Gilbert	Pete Tereschuk	6	W, 21-15
Oct. 30, 1976	at UTEP	Claude Gilbert	Tom Craft	9	W, 27-16
Nov. 26, 1977	at San José State	Claude Gilbert	Joe Davis	10	W, 37-34
Oct. 21, 1978	Pacific	Claude Gilbert	Mark Halda	4	W, 31-28
Sept. 22, 1979	at Fresno State	Claude Gilbert	Mark Halda	11	W, 32-23
Sept. 29, 1979	Wisconsin	Claude Gilbert	Mark Halda	7	W, 24-17
Oct. 13, 1979	Miami (Fla.)	Claude Gilbert	Mark Halda	3	W, 31-20
Nov. 10, 1979	Arizona	Claude Gilbert	Chris Schaefer	3	W, 42-10
Nov. 29, 1980	Utah*	Claude Gilbert	Matt Kofler	8	W, 21-20
Sept. 12, 1981	at Colorado State*	Doug Scovill	Matt Kofler	5	W, 30-14
Sept. 26, 1981	at Oklahoma State	Doug Scovill	Matt Kofler	3	W, 23-16
Oct. 9, 1982	at Wyoming*	Doug Scovill	Mark McKay	7	W, 24-21
Oct. 30, 1982	Utah*	Doug Scovill	Mark McKay	7	W, 21-17
Nov. 6, 1982	at Hawai'i	Doug Scovill	Mark McKay	11	W, 31-28
Sept. 6, 1986	Long Beach State	Denny Stolz	Todd Santos	3	W, 27-24
Sept. 13, 1986	at Utah*	Denny Stolz	Todd Santos	3	W, 37-30
Sept. 27, 1986	at New Mexico*	Denny Stolz	Todd Santos	4	W, 38-34
Nov. 1, 1986	at Colorado State*	Denny Stolz	Todd Santos	6	W, 27-26
Nov. 15, 1986	Wyoming*	Denny Stolz	Todd Santos	8	W, 31-24
Oct. 24, 1987	Long Beach State	Denny Stolz	Todd Santos	7	W, 29-21
Oct. 31, 1987	at Hawai'i*	Denny Stolz	Todd Santos	7	W, 29-21
Nov. 14, 1987	Colorado State*	Denny Stolz	Todd Santos	2	W, 26-12
Sept. 11, 1988	Air Force*	Denny Stolz	Brad Platt	4	W, 39-36
Sept. 30, 1989	at Utah*	Al Luginbill	Dan McGwire	6	W, 38-27
Oct. 28, 1989	at UTEP*	Al Luginbill	Dan McGwire	4	W, 34-31
Sept. 14, 1991	Pacific	Al Luginbill	Cree Morris	7	W, 55-34
Oct. 26, 1991	at Utah*	Al Luginbill	David Lowery	11	W, 24-21
Oct. 17, 1992	UTEP*	Al Luginbill	David Lowery	1	W, 49-27
Nov. 14, 1992	Hawai'i*	Al Luginbill	David Lowery	4	W, 52-28
Sept. 18, 1993	at Air Force*	Al Luginbill	David Lowery	17	W, 38-31
Oct. 10, 1994	California	Ted Tollner	Tim Gutierrez	7	W, 22-20
Oct. 7, 1995	at Utah*	Ted Tollner	Billy Blanton	4	W, 24-21
Oct. 19, 1996	at New Mexico*	Ted Tollner	Billy Blanton	7	W, 48-42
Nov. 7, 1996	(16/15) Wyoming*	Ted Tollner	Billy Blanton	3	W, 28-24
Nov. 15, 1997	at Fresno State*	Ted Tollner	Spencer Brinton	12	W, 20-19
Oct. 3, 1998	at Tulsa*	Ted Tollner	Brian Russell	11	W, 24-14
Oct. 17, 1998	at New Mexico*	Ted Tollner	Brian Russell	1	ot-W, 36-33
Oct. 24, 1998	Utah*	Ted Tollner	Brian Russell	7	ot-W, 21-20
Oct. 21, 2000	at Brigham Young*	Ted Tollner	Lon Sheriff	5	W, 16-15
Nov. 4, 2000	at New Mexico*	Ted Tollner	Lon Sheriff	16	W, 17-16
Oct. 19, 2002	at Wyoming*	Tom Craft	Adam Hall	4	W, 24-20
Nov. 23, 2002	at Air Force*	Tom Craft	Lon Sheriff	11	W, 38-34
Nov. 19, 2005	Wyoming*	Tom Craft	Kevin Craft	7	W, 34-21
Oct. 21, 2006	Air Force*	Chuck Long	Kevin Craft	2	W, 19-12
Oct. 6, 2007	at Colorado State*	Chuck Long	Kevin O'Connell	3	W, 24-20
Nov. 3, 2007	Wyoming*	Chuck Long	Kevin O'Connell	14	W, 27-24
Oct. 31, 2009	New Mexico*	Brady Hoke	Ryan Lindley	4	W, 23-20
Oct. 24, 2009	at Colorado State*	Brady Hoke	Ryan Lindley	14	W, 42-28
Nov. 6, 2010	Colorado State*	Brady Hoke	Ryan Lindley	3	W, 24-19
Sept. 17, 2011	Washington State	Rocky Long	Ryan Lindley	10	W, 42-24
Oct. 13, 2011	at Air Force	Rocky Long	Ryan Lindley	3	W, 41-27
Nov. 26, 2011	at UNLV*	Rocky Long	Ryan Lindley	7	W, 31-14
Dec. 3, 2011	Fresno State*	Rocky Long	Ryan Lindley	7	W, 35-28
Oct. 20, 2012	at Nevada*	Rocky Long	Ryan Katz	11	ot-W, 39-38
Nov. 3, 2012	at (19/14) Boise State*	Rocky Long	Adam Dingwell	6	W, 21-19
Nov. 24, 2012	at Wyoming*	Rocky Long	Adam Dingwell	7	W, 42-28
Sept. 28, 2013	at New Mexico State	Rocky Long	Quinn Kaehler	11	W, 26-16
Oct. 10, 2013	at Air Force*	Rocky Long	Quinn Kaehler	14	W, 27-20
Nov. 9, 2013	at San José State*	Rocky Long	Quinn Kaehler	14	W, 34-30
Nov. 16, 2013	at Hawai'i*	Rocky Long	Quinn Kaehler	7	ot-W, 28-21
Nov. 23, 2013	Boise State*	Rocky Long	Quinn Kaehler	7	ot-W, 34-31
Nov. 21, 2014	Air Force*	Rocky Long	Quinn Kaehler	1	W, 30-14
Dec. 5, 2015	Air Force (MW CG)	Rocky Long	Christian Chapman	7	W, 27-24

Date	Opponent	Head Coach	Quarterback	Largest 2H Deficit	Final
Dec. 17, 2016	vs. Houston (LVB)	Rocky Long	Christian Chapman	4	W, 34-10
Sept. 16, 2017	No. 19/19 Stanford	Rocky Long	Christian Chapman	4	W, 20-17
Sept. 23, 2017	at Air Force*	Rocky Long	Christian Chapman	3	W, 28-24
Sept. 8, 2018	Sacramento State	Rocky Long	Ryan Agnew	1	W, 28-24
Sept. 22, 2018	Eastern Michigan	Rocky Long	Ryan Agnew	3	ot-W, 23-20
Oct. 12, 2018	Air Force*	Rocky Long	Ryan Agnew	3	W, 21-17
Nov. 3, 2018	at New Mexico*	Rocky Long	Christian Chapman	9	W, 31-23
Oct. 12, 2009	Wyoming*	Rocky Long	Ryan Agnew	8	W, 26-22

* - Indicates conference game. MW CG - Indicates Mountain West championship game. LVB - Indicates Las Vegas Bowl.

2ND-HALF COMEBACKS TO TIE (DI-ERA (SINCE 1969))

Date	Opponent	Head Coach	Quarterback	Largest 2H Deficit	Final
Nov. 3, 1973	at San José State	Claude Gilbert	Jesse Freitas	17	T, 27-27
Nov. 23, 1974	Bowling Green	Claude Gilbert	Craig Penrose	18	T, 21-21
Oct. 13, 1984	Utah	Doug Scovill	Jim Plum	6	T, 24-24
Nov. 30, 1985	at Hawai'i	Doug Scovill	Todd Santos	3	T, 10-10
Sept. 23, 1989	Cal State Fullerton	Al Luginbill	Dan McGwire	4	T, 41-41
Nov. 16, 1991	Brigham Young	Al Luginbill	David Lowery	7	T, 52-52
Sept. 5, 1992	USC	Al Luginbill	David Lowery	14	T, 31-31

LARGEST 2ND-HALF COMEBACKS TO WIN (DI-ERA (SINCE 1969))

Pl.	Date	Opponent	Head Coach	Quarterback	Largest 2H Deficit	Final
1.	Sept. 18, 1993	at Air Force*	Al Luginbill	David Lowery	17	W, 38-31
2.	Nov. 4, 2000	at New Mexico*	Ted Tollner	Lon Sheriff	16	W, 17-16
	Oct. 16, 1971	at UC Santa Barbara	Don Coryell	Brian Sipe	16	W, 27-23
4.	Oct. 10, 2013	at Air Force*	Rocky Long	Quinn Kaehler	14	W, 27-20
	Oct. 24, 2009	at Colorado State*	Brady Hoke	Ryan Lindley	14	W, 42-28
	Nov. 3, 2007	Wyoming*	Chuck Long	Kevin O'Connell	14	W, 27-24

2ND-HALF COMEBACKS BY YEAR (DI ERA (SINCE 1969))

Season	Wins	Season	Wins	Season	Wins	
1969	2	1986	► 5	2003	0	
1970	1	1987	3	2004	0	
1971	2	1988	1	2005	1	
1972	2	1989	2	2006	1	
1973	1	1990	0	2007	2	
1974	2	1991	2	2008	0	
1975	0	1992	2	2009	2	
1976	3	1993	1	2010	1	
1977	1	1994	1	2011	4	
1978	1	1995	1	2012	3	
1979	4	1996	2	2013	► 5	
1980	1	1997	1	2014	1	
1981	2	1998	3	2015	1	
1982	3	1999	0	2016	1	
1983	0	2000	2	2017	2	
1984	0	2001	0	2018	4	
1985	0	2002	2	2019	1	
► Indicates DI-era school record.					TOTAL	82

BY COACH AND QUARTERBACK (DI ERA (SINCE 1969))

Most Second-Half Comebacks By Coach

Pl.	Coach	Wins
1.	Rocky Long	22
2.	Claude Gilbert	13
3.	Ted Tollner	10
4.	Denny Stolz	9
5.	Al Luginbill	7
	Don Coryell	7

Most Second-Half Comebacks By QB

Pl.	Quarterback	Wins
1.	Todd Santos	8
2.	Ryan Lindley	7
3.	Quinn Kaehler	6
4.	Christian Chapman	5
5.	Ryan Agnew	4
	David Lowery	4
	Mark Halda	4

Largest Comebacks



10 STRAIGHT BOWL GAME APPEARANCES ► 21 CONFERENCE CHAMPIONSHIPS

RALLIES FROM LARGEST DEFICITS (DIVISION-I ERA (SINCE 1969))

Pl.	Date	Opponent	Head Coach	Quarterback	Final	Largest Deficit	Largest Deficit Score	Largest Deficit Time	Start Comeback	Positive Score
1.	Dec. 3, 2011	vs. Fresno State	Rocky Long	Ryan Lindley	W, 35-28	21	0-21	2nd, 9:14	2nd, 5:48	28-21 and 35-28
	Nov. 3, 2007	vs. Wyoming*	Chuck Long	Kevin O'Connell	W, 27-24	21	0-21	2nd, 1:18	2nd, 0:13	27-24
	Oct. 12, 1974	vs. Fresno State*	Claude Gilbert	Craig Penrose	W, 24-21	21	0-21	2nd, 10:01	2nd, 7:24	24-21
4.	Dec. 7, 2002	at Hawai'i	Tom Craft	Lon Sheriff	L, 40-41	19	3-22	2nd, 13:32	2nd, 9:17	40-29
5.	Oct. 19, 1985	vs. Utah*	Doug Scovil	Todd Santos	L, 37-39	18	3-21	1st, 0:16	2nd, 11:04	37-27
	Nov. 23, 1974	vs. Bowling Green	Claude Gilbert	Craig Penrose	T, 21-21	18	3-21	2nd, 7:43	3rd, 11:00	21-21
7.	Sept. 18, 1993	at Air Force*	Al Luginbill	David Lowery	W, 38-31	17	14-31	4th, 12:40	4th, 10:33	38-31
	Nov. 12, 1983	vs. Wyoming*	Doug Scovil	Mark McKay	L, 21-33	17	0-17	1st, 3:21	2nd, 10:26	21-17
	Oct. 28, 1978	at Long Beach State	Claude Gilbert	Mark Halda	L, 25-27	17	7-24	3rd, 14:31	3rd, 9:43	25-24
	Nov. 3, 1973	at San José State*	Claude Gilbert	Jesse Freitas	T, 27-27	17	10-27	4th, 8:47	4th, 8:30	27-27
	Nov. 22, 1969	vs. North Texas	Don Coryell	David Shaw	W, 42-24	17	7-24	2nd, 2:15	2nd, 1:23	42-24
12.	Sept. 28, 2013	at New Mexico State	Rocky Long	Quinn Kaehler	W, 26-16	16	0-16	2nd, 12:52	2nd, 12:52	26-16
	Nov. 4, 2000	at New Mexico*	Ted Tollner	Lon Sheriff	W, 17-16	16	0-16	2nd, 0:09	3rd, 4:17	17-16
	Oct. 16, 1971	at UC Santa Barbara*	Don Coryell	Brian Sipe	W, 27-23	16	7-23	3rd, 9:35	3rd, 3:11	27-23
15.	Nov. 9, 2013	at San José State	Rocky Long	Quinn Kaehler	W, 34-30	14	6-20	2nd, 2:35	2nd, 0:41	34-30
	Oct. 26, 2013	vs. (18/15) Fresno State*	Rocky Long	Quinn Kaehler	ot-L, 28-35	14	14-28	4th, 9:51	4th, 8:54	28-28
	Oct. 10, 2013	at Air Force*	Rocky Long	Quinn Kaehler	W, 27-20	14	6-20	3rd, 3:53	4th, 11:25	27-20
	Nov. 26, 2011	at UNLV	Rocky Long	Ryan Lindley	W, 31-14	14	0-14	2nd, 14:54	2nd, 5:46	31-14
	Oct. 24, 2009	at Colorado State*	Brady Hoke	Ryan Lindley	W, 42-28	14	7-21	2nd, 1:25	3rd, 9:59	42-28
	Sept. 14, 1996	at California	Ted Tollner	Billy Blanton	L, 37-42	14	0-14	1st, 8:59	1st, 8:25	21-21
	Oct. 7, 1995	at Utah*	Ted Tollner	Billy Blanton	W, 24-21	14	0-14	1st, 9:15	2nd, 10:49	17-14 and 24-21
	Sept. 5, 1992	vs. USC	Al Luginbill	David Lowery	T, 31-31	14	7-21	2nd, 1:58	3rd, 12:29	28-21 and 31-24
	Oct. 28, 1989	at UTEP*	Al Luginbill	Dan McGwire	W, 34-31	14	7-21	1st, 6:30	2nd, 14:07	24-21 and 34-21
	Sept. 6, 1986	vs. Long Beach State	Denny Stolz	Todd Santos	W, 27-24	14	0-14	2nd, 13:21	2nd, 8:51	20-17 and 27-24
Oct. 26, 1985	vs. Oregon	Doug Scovil	Jim Plum	L, 37-49	14	14-28	2nd, 3:15	2nd, 0:27	31-28	
Nov. 26, 1977	at San José State	Claude Gilbert	Joe Davis	W, 37-34	14	10-24	2nd, 3:15	2nd, 0:33	37-34	
27.	Sept. 29, 2012	at Fresno State*	Rocky Long	Ryan Katz	L, 40-52	13	21-34	2nd, 3:34	2nd, 1:17	40-36
	Sept. 23, 1989	vs. Cal State Fullerton	Al Luginbill	Dan McGwire	T, 41-41	13	7-20	2nd, 13:21	2nd, 11:09	34-23
	Oct. 22, 1971	vs. Utah State	Don Coryell	Brian Sipe	W, 36-20	13	7-20	3rd, 7:53	3rd, 7:05	36-20
30.	Nov. 15, 1997	at Fresno State	Ted Tollner	Spencer Brinton	W, 20-19	12	7-19	2nd, 5:22	3rd, 13:01	20-19
	Sept. 27, 1997	at (25/25) Air Force*	Ted Tollner	Kevin McKechnie	L, 18-24	12	0-12	3rd, 5:47	3rd, 2:58	18-18
32.	Oct. 12, 2019	vs. Wyoming*	Rocky Long	Ryan Agnew	W, 26-22	11	3-14	2nd, 5:30	2nd, 1:11	19-14 and 26-22
	Oct. 20, 2012	at Nevada*	Rocky Long	Ryan Katz	ot-W, 39-38	11	6-17	3rd, 8:43	3rd, 3:39	39-38
	Nov. 23, 2002	at Air Force*	Tom Craft	Lon Sheriff	W, 38-34	11	10-21	3rd, 11:46	3rd, 8:53	31-27 and 38-34
	Oct. 3, 1998	at Tulsa*	Ted Tollner	Brian Russell	W, 24-14	11	3-14	3rd, 5:53	3rd, 3:31	24-14
	Oct. 26, 1991	at Utah*	Al Luginbill	David Lowery	W, 24-21	11	10-21	3rd, 0:41	4th, 12:19	24-21
	Oct. 6, 1990	at Wyoming*	Al Luginbill	Dan McGwire	L, 51-52	11	3-14	2nd, 11:07	2nd, 9:50	27-14
	Sept. 16, 1989	vs. (20) UCLA	Al Luginbill	Dan McGwire	L, 25-28	11	10-21	4th, 14:18	4th, 11:24	25-21
	Nov. 6, 1982	at Hawai'i*	Doug Scovil	Mark McKay	W, 31-28	11	10-21	2nd, 0:16	3rd, 9:52	24-21 and 31-28
Nov. 29, 1969	vs. Long Beach State*	Don Coryell	David Shaw	W, 36-32	11	21-32	2nd, 4:14	4th, 13:59	36-32	

National Rankings



10 STRAIGHT BOWL GAME APPEARANCES ▶ 21 CONFERENCE CHAMPIONSHIPS

SDSU IN AP TOP 25 (DI ERA (SINCE 1969))

Rk.	Weeks	Last Time	W	L
1.				
2.				
3.				
4.				
5.				
6.				
7.				
8.				
9.				
10.				
11.				
12.				
13.	1	Nov. 3, 1975	0	1
14.	4	Nov. 16, 1970	3	1
15.				
16.	3	Jan. 3, 1978	1	0
17.	1	Oct. 19, 1970	0	0
18.	1	Oct. 27, 1975	1	0
19.	4	Oct. 8, 2017	2	2
20.	1	Oct. 28, 1974	0	1
21.	1	Sept. 22, 1992	0	1
22.	2	Sept. 17, 2017	1	0
23.	1	Sept. 15, 1992	0	0
24.	2	Nov. 3, 2019	0	2
25.	3	Oct. 27, 2019	0	1
TOTALS	24		8	9

SDSU AS AP NATIONALLY RANKED TEAM (DI ERA (SINCE 1969))

Date*	AP	Opponent	Date^	Result
Oct. 19, 1970	17	idle		
Oct. 26, 1970	14	Fresno State*	O.31	W, 56-14
Nov. 2, 1970	14	at Pacific*	N.7	W, 14-13
Nov. 9, 1970	14	UC Santa Barbara*	N.14	W, 65-7
Nov. 16, 1970	14	Long Beach State*	N.20	L, 11-27
Oct. 28, 1974	20	at North Texas State	N.2	L, 9-14
Oct. 27, 1975	18	at Pacific*	N.1	W, 31-13
Nov. 3, 1975	13	Arizona	N.8	L, 24-31
Nov. 21, 1977	16	at San José State	N.26	W, 37-34
Nov. 28, 1977	16	idle		
Jan. 3, 1978	16	FINAL		
Sept. 15, 1992	23	idle		
Sept. 22, 1992	21	at (11) UCLA	S.26	L, 7-35
Nov. 7, 1995	25	Wyoming*	N.11	L, 31-34
Sept. 18, 2016	22	idle		
Sept. 25, 2016	19	at South Alabama	O.1	L, 24-42
Nov. 13, 2016	24	at Wyoming*	N.19	L, 33-34
Jan. 10, 2017	25	FINAL		
Sept. 17, 2017	22	at Air Force*	S.23	W, 28-24
Sept. 24, 2017	19	Northern Illinois	S.30	W, 34-28
Oct. 1, 2017	19	at UNLV*	O.7	W, 41-10
Oct. 8, 2017	19	Boise State*	O.14	L, 14-31
Oct. 27, 2019	25	idle		
Nov. 3, 2019	24	Nevada*	N.9	L, 13-17

* - indicates date of poll. ^ - Indicates date of game.

SDSU RANKED IN FINAL POLL

Season	AP	USAT	UPI
1969	--		T-18
1972	--		20
1973	--		T-19
1977	16		T-19
1986	--	25	
2016	25	25	

SDSU VS. AP TOP 25 (DI ERA (SINCE 1969))

Rk.	Games	Last Time	W	L
1.	3	Nov. 28, 1992	0	3
2.	2	Sept. 6, 2003	0	2
3.	4	Sept. 7, 2013	0	4
4.	3	Sept. 22, 1990	0	3
5.	1	Sept. 3, 1988	0	1
6.	1	Nov. 7, 2009	0	1
7.	2	Nov. 18, 1989	0	2
8.	1	Nov. 15, 2008	0	1
9.	2	Sept. 17, 2005	0	2
10.	2	Nov. 19, 2011	0	2
11.	2	Sept. 26, 1992	0	2
12.	4	Sept. 21, 1985	1	3
13.	3	Aug. 31, 2018	1	2
14.	1	Sept. 9, 1995	0	1
15.	2	Oct. 22, 2013	0	2
16.	4	Oct. 27, 2001	1	3
17.	4	Nov. 8, 2008	0	4
18.	2	Oct. 17, 2009	0	2
19.	4	Sept. 16, 2017	2	2
20.	7	Oct. 29, 2005	1	6
21.	5	Sept. 6, 2014	0	5
22.	2	Sept. 24, 2011	0	2
23.	6	Sept. 15, 2018	3	3
24.	2	Sept. 29, 2007	0	2
25.	3	Nov. 20, 2010	0	3
TOTALS	72		9	63

SDSU VS. AP NATIONALLY RANKED TEAM (DI ERA (SINCE 1969))

Date	AP	CO	Opponent	Result
Oct. 6, 1973	13		Houston	L, 9-14
Nov. 19, 1977	13		Florida State	W, 41-16
Sept. 16, 1978	19		at Iowa State	L, 13-14
Nov. 24, 1979	10		Brigham Young*	L, 14-63
Sept. 27, 1980	12		Missouri	L, 7-31
Oct. 10, 1981	12		Iowa State	W, 52-31
Oct. 2, 1982	1		at Washington	L, 25-46
Dec. 3, 1983	18		Air Force*	L, 7-38
Sept. 8, 1984	4		UCLA	L, 15-18
Sept. 24, 1984	12		at Oklahoma State	L, 16-19
Nov. 10, 1984	4		at Brigham Young*	L, 3-34
Sept. 21, 1985	12		at UCLA	L, 16-34
Oct. 12, 1985	11		at Brigham Young*	L, 0-28
Nov. 2, 1985	7		at Air Force*	L, 10-31
Sept. 20, 1986	19		UCLA	L, 14-45
Oct. 4, 1986	20		at Stanford	L, 10-17
Dec. 30, 1986	16		Iowa (Holiday)	L, 38-39
Sept. 5, 1987	3		at UCLA	L, 14-47
Sept. 3, 1988	5		at UCLA	L, 6-59
Oct. 1, 1988	20		Oregon	L, 13-43
Nov. 5, 1988	20		Brigham Young*	W, 27-15
Sept. 16, 1989	20		UCLA	L, 25-28
Oct. 7, 1989	20		at Hawaii**	L, 24-31
Nov. 18, 1989	7		at Miami (Fla.)	L, 6-42
Nov. 25, 1989	21		Brigham Young*	L, 27-48
Sept. 22, 1990	4		at Brigham Young*	L, 34-62
Dec. 1, 1990	2		Miami (Fla.)	L, 28-30
Nov. 30, 1991	1		at Miami (Fla.)	L, 12-39
Dec. 30, 1991	23		vs. Tulsa (Freedom)	L, 17-28
Sept. 26, 1992	11		at UCLA	L, 7-35
Nov. 14, 1992	23		Hawaii**	W, 52-28
Nov. 28, 1992	1		Miami (Fla.)	L, 17-63
Sept. 11, 1993	21		at California	L, 25-45
Nov. 10, 1994	23		at Brigham Young*	L, 28-35
Sept. 9, 1995	14	14	at Oklahoma	L, 22-38
Nov. 7, 1996	16	15	Wyoming*	W, 28-24
Sept. 13, 1997	3	3	at Washington	L, 3-36
Sept. 27, 1997	25	25	at Air Force*	L, 18-24
Nov. 22, 1997	25	22	Colorado State*	L, 17-38

Date	AP	CO	Opponent	Result
Sept. 5, 1998	20	20	Wisconsin	L, 14-26
Sept. 12, 1998	22	23	at USC	L, 6-35
Sept. 24, 1998	16	16	Arizona	L, 16-35
Sept. 18, 1999	17	17	at USC	L, 21-24
Nov. 6, 1999	15	13	Brigham Young*	L, 7-30
Oct. 28, 2000	24	--	Colorado State*	L, 22-34
Oct. 27, 2001	16	10	Brigham Young*	L, 21-59
Sept. 7, 2002	17	17	at Colorado	L, 14-34
Nov. 16, 2002	21	17	Colorado State*	L, 21-49
Sept. 6, 2003	2	2	at Ohio State	L, 13-16
Sept. 18, 2004	17	17	at Michigan	L, 21-24
Oct. 30, 2004	9	10	Utah*	L, 28-51
Sept. 17, 2005	9	9	at Ohio State	L, 6-27
Oct. 29, 2005	20	20	TCU*	L, 20-23
Sept. 29, 2007	24	--	Cincinnati	L, 23-52
Dec. 1, 2007	21	19	Brigham Young*	L, 27-48
Nov. 8, 2008	17	16	at Brigham Young*	L, 12-41
Nov. 15, 2008	8	7	Utah*	L, 14-63
Oct. 17, 2009	18	19	Brigham Young*	L, 28-38
Nov. 7, 2009	6	4	TCU*	L, 12-55
Nov. 21, 2009	23	23	at Utah*	L, 7-38
Oct. 16, 2010	23	23	Air Force*	W, 27-25
Nov. 13, 2010	3	3	at TCU*	L, 35-40
Nov. 20, 2010	25	24	Utah*	L, 34-38
Sept. 24, 2011	22	21	at Michigan	L, 7-28
Nov. 19, 2011	10	11	Boise State*	L, 35-52
Nov. 3, 2012	19	14	at Boise State*	W, 21-19
Sept. 7, 2013	3	2	at Ohio State	L, 7-42
Oct. 22, 2013	15	18	Fresno State*	ot-L, 28-35
Sept. 6, 2014	21	23	at North Carolina	L, 27-31
Sept. 16, 2017	19	19	Stanford	W, 20-17
Aug. 31, 2018	13	13	at Stanford	L, 10-31
Sept. 15, 2018	23	25	Arizona State	W, 28-21

RECORD VS. AP TOP 25 BY COACH

Name	Gms.	W	L	Pct.	H	A	N
Don Coryell	0						
Claude Gilbert	5	1	4	.200	1-3	0-1	
Doug Scovil	9	1	8	.111	1-2	0-6	
Denny Stolz	7	1	6	.143	1-2	0-3	0-1
Al Luginbill	12	1	11	.083	1-4	0-6	0-1
Ted Tollner	13	1	12	.077	1-6	0-6	
Tom Craft	7	0	7	.000	0-3	0-4	
Chuck Long	4	0	4	.000	0-3	0-1	
Brady Hoke	6	1	5	.167	1-3	0-2	
Rocky Long	9	3	6	.333	2-2	1-4	
TOTALS	72	9	63	.125	8-28	1-33	0-2

RECORD VS. AP TOP 25 BY DECADE

Years	Gms.	W	L	Pct.	H	A	N
1970-79	4	1	3	.250	1-2	0-1	
1980-89	21	2	19	.095	2-8	0-11	
1990-99	19	2	17	.118	2-5	0-10	0-2
2000-09	16	0	16	.000	0-10	0-6	
2010-19	12	4	8	.333	3-3	1-5	
TOTALS	72	9	63	.125	8-28	1-33	0-2

Game Types



10 STRAIGHT BOWL GAME APPEARANCES ► 21 CONFERENCE CHAMPIONSHIPS

CONFERENCE OPENERS

Date	Opponent	Head Coach	Final
SOUTHERN CALIFORNIA JUNIOR COLLEGE ERA (3-1)			
Oct. 28, 1921	at Santa Ana J.C.	C.E. Peterson	L 0 - 26
Nov. 4, 1922	at Santa Ana J.C.	C.E. Peterson	W 50 - 0
Oct. 27, 1923	at Riverside J.C.	C.E. Peterson	W 39 - 3
Nov. 1, 1924	Riverside J.C.	C.E. Peterson	W 6 - 0
1925	independent		
SOUTHERN CALIFORNIA INTERCOLLEGIATE ATHLETIC CONFERENCE ERA (6-5-2)			
Oct. 2, 1926	at Pomona	C.E. Peterson	L 6 - 20
Oct. 8, 1927	at Redlands	C.E. Peterson	W 32 - 0
Oct. 13, 1928	Occidental	C.E. Peterson	L 7 - 20
Oct. 5, 1929	at Whittier	C.E. Peterson	L 7 - 13
Oct. 3, 1930	at Pomona	W.B. Herreid	W 6 - 0
Oct. 9, 1931	Occidental	W.B. Herreid	L 2 - 13
Sept. 23, 1932	Santa Barbara State (so)	W.B. Herreid	L 2 - 6
Oct. 6, 1933	at Whittier	W.B. Herreid	T 0 - 0
Oct. 13, 1934	Occidental	W.B. Herreid	W 20 - 7
Oct. 5, 1935	Santa Barbara State (so)	Leo Calland	T 7 - 7
Oct. 3, 1936	Occidental (so)	Leo Calland	W 7 - 0
Oct. 2, 1937	Occidental (so)	Leo Calland	W 3 - 0
Oct. 1, 1938	Occidental	Leo Calland	W 8 - 0
CALIFORNIA COLLEGIATE ATHLETIC ASSOCIATION ERA (11-15-1)			
Oct. 13, 1939	at San José State	Leo Calland	L 0 - 42
Oct. 11, 1940	at San José State	Leo Calland	L 0 - 10
Oct. 10, 1941	San José State	Leo Calland	L 0 - 20
Oct. 11, 1942	Fresno State	John Eubank	L 0 - 66
Oct. 6, 1945	Caltech	Bob Breitbart	L 20 - 32
Oct. 5, 1946	Cal Poly SLO	Bill Terry	L 13 - 21
Oct. 4, 1947	Cal Poly SLO	Bill Schutte	W 56 - 13
Oct. 9, 1948	Pacific	Bill Schutte	L 14 - 41
Nov. 5, 1949	at Fresno State	Bill Schutte	W 18 - 7
Oct. 14, 1950	Pepperdine	Bill Schutte	W 28 - 14
Oct. 6, 1951	Cal Poly SLO	Bill Schutte	W 32 - 13
Oct. 4, 1952	at Cal Poly SLO	Bill Schutte	L 18 - 20
Oct. 3, 1953	Cal Poly SLO	Bill Schutte	L 12 - 33
Oct. 2, 1954	at Cal Poly SLO	Bill Schutte	L 14 - 26
Oct. 1, 1955	Cal Poly SLO	Bill Schutte	L 6 - 12
Oct. 13, 1956	at Cal Poly SLO	Paul Governali	W 7 - 6
Sept. 21, 1957	Pacific	Paul Governali	L 6 - 32
Sept. 20, 1958	at UC Santa Barbara (so)	Paul Governali	L 0 - 25
Sept. 26, 1959	Cal State LA (so)	Paul Governali	L 3 - 21
Sept. 24, 1960	Cal State LA	Paul Governali	L 14 - 24
Sept. 23, 1961	at Cal State LA (so)	Don Coryell	T 13 - 13
Sept. 22, 1962	Cal State LA	Don Coryell	W 26 - 14
Oct. 5, 1963	Cal Poly SLO	Don Coryell	W 69 - 0
Oct. 3, 1964	at Cal Poly SLO	Don Coryell	W 59 - 7
Oct. 2, 1965	Cal Poly SLO	Don Coryell	W 41 - 0
Oct. 1, 1966	at Cal Poly SLO	Don Coryell	W 14 - 13
Sept. 30, 1967	Cal Poly SLO	Don Coryell	W 26 - 20
1968	independent		
PACIFIC COAST ATHLETIC ASSOCIATION ERA (7-0)			
Sept. 27, 1969	Cal State LA	Don Coryell	W 49 - 0
Sept. 26, 1970	Cal State LA	Don Coryell	W 35 - 0
Oct. 9, 1971	Pacific	Don Coryell	W 14 - 7
Oct. 7, 1972	San José State	Don Coryell	W 23 - 12
Oct. 20, 1973	at Pacific	Claude Gilbert	W 13 - 10
Oct. 12, 1974	at Fresno State	Claude Gilbert	W 24 - 21
Oct. 4, 1975	Cal State Fullerton	Claude Gilbert	W 59 - 14
1976	independent		
1977	independent		
WESTERN ATHLETIC CONFERENCE ERA (10-11)			
Sept. 23, 1978	at UTEP	Claude Gilbert	L 24 - 31
Oct. 6, 1979	at New Mexico	Claude Gilbert	W 35 - 7
Sept. 13, 1980	at Brigham Young (so)	Claude Gilbert	L 11 - 35
Sept. 12, 1981	at Colorado State (so)	Doug Scovill	W 30 - 14
Sept. 11, 1982	at Air Force	Doug Scovill	L 32 - 44
Sept. 17, 1983	at Utah	Doug Scovill	L 24 - 27
Sept. 1, 1984	at Air Force	Doug Scovill	L 16 - 34
Sept. 28, 1985	Colorado State	Doug Scovill	W 48 - 23
Sept. 13, 1986	at Utah	Denny Stolz	W 37 - 30
Sept. 12, 1987	Utah	Denny Stolz	W 52 - 34
Sept. 11, 1988	Air Force	Denny Stolz	W 39 - 36
Sept. 2, 1989	at Air Force (so)	Al Luginbill	L 36 - 52
Sept. 22, 1990	at (4) Brigham Young	Al Luginbill	L 34 - 62
Sept. 21, 1991	at Air Force	Al Luginbill	L 20 - 21
Sept. 10, 1982	at Brigham Young	Al Luginbill	W 45 - 38

Sept. 18, 1993	at Air Force	Al Luginbill	W 38 - 31
Sept. 24, 1994	at Colorado State	Ted Tollner	L 17 - 19
Sept. 16, 1995	at Brigham Young	Ted Tollner	L 19 - 31
Oct. 11, 1996	Hawai'i	Ted Tollner	W 56 - 8
Sept. 27, 1997	at (25/25) Air Force	Ted Tollner	ot-L 18 - 24
Oct. 3, 1998	at Tulsa	Ted Tollner	W 24 - 14
MOUNTAIN WEST ERA (10-11; won six of last seven)			
Oct. 2, 1999	Air Force	Ted Tollner	L 22 - 23
Oct. 7, 2000	at Wyoming	Ted Tollner	W 34 - 0
Sept. 22, 2001	at Colorado State	Ted Tollner	W 14 - 7
Oct. 12, 2002	Utah	Tom Craft	W 36 - 17
Oct. 4, 2003	Brigham Young	Tom Craft	L 36 - 44
Oct. 9, 2004	at Wyoming	Tom Craft	L 10 - 20
Sept. 10, 2005	at Air Force	Tom Craft	L 29 - 41
Sept. 23, 2006	Utah	Chuck Long	L 7 - 38
Oct. 6, 2007	at Colorado State	Chuck Long	W 24 - 20
Oct. 4, 2008	at TCU	Chuck Long	L 7 - 41
Sept. 26, 2009	at Air Force	Brady Hoke	L 14 - 26
Oct. 9, 2010	at Brigham Young	Brady Hoke	L 21 - 24
Oct. 8, 2011	TCU	Rocky Long	L 14 - 27
Sept. 29, 2012	at Fresno State	Rocky Long	L 40 - 52
Oct. 4, 2013	Nevada	Rocky Long	ot-W 51 - 44
Sept. 27, 2014	UNLV	Rocky Long	W 34 - 17
Oct. 3, 2015	Fresno State	Rocky Long	W 21 - 7
Oct. 8, 2016	UNLV	Rocky Long	W 26 - 7
Sept. 30, 2017	at Air Force	Rocky Long	W 28 - 24
Oct. 6, 2018	at (rv/24) Boise State	Rocky Long	W 19 - 13
Sept. 21, 2019	Utah State	Rocky Long	L 17 - 23

CONFERENCE HOME OPENERS

Date	Opponent	Head Coach	Final
SOUTHERN CALIFORNIA JUNIOR COLLEGE ERA (4-0)			
Nov. 21, 1921	Chaffrey J.C.	C.E. Peterson	W 14 - 0
Nov. 24, 1922	Riverside J.C.	C.E. Peterson	W 20 - 6
Nov. 12, 1923	Santa Ana J.C.	C.E. Peterson	W 26 - 6
Nov. 1, 1924	Riverside J.C.	C.E. Peterson	W 6 - 0
1925	independent		
SOUTHERN CALIFORNIA INTERCOLLEGIATE ATHLETIC CONFERENCE ERA (7-5-1)			
Oct. 16, 1926	Redlands	C.E. Peterson	W 14 - 9
Oct. 15, 1927	Caltech	C.E. Peterson	L 13 - 17
Oct. 13, 1928	Occidental	C.E. Peterson	L 7 - 20
Nov. 2, 1929	Occidental	C.E. Peterson	L 0 - 20
Oct. 25, 1930	La Verne	W.B. Herreid	W 14 - 6
Oct. 9, 1931	Occidental	W.B. Herreid	L 2 - 13
Sept. 23, 1932	Santa Barbara State (so)	W.B. Herreid	L 2 - 6
Oct. 14, 1933	Pomona	W.B. Herreid	W 10 - 0
Oct. 13, 1934	Occidental	W.B. Herreid	W 20 - 7
Oct. 5, 1935	Santa Barbara State (so)	Leo Calland	T 7 - 7
Oct. 3, 1936	Occidental (so)	Leo Calland	W 7 - 0
Oct. 2, 1937	Occidental (so)	Leo Calland	W 3 - 0
Oct. 1, 1938	Occidental	Leo Calland	W 8 - 0
CALIFORNIA COLLEGIATE ATHLETIC ASSOCIATION ERA (12-14-1)			
Nov. 25, 1939	Santa Barbara State	Leo Calland	L 0 - 19
Oct. 25, 1940	Fresno State	Leo Calland	T 0 - 0
Oct. 10, 1941	San José State	Leo Calland	L 0 - 20
Oct. 11, 1942	Fresno State	John Eubank	L 0 - 66
Oct. 6, 1945	Caltech	Bob Breitbart	L 20 - 32
Oct. 5, 1946	Cal Poly SLO	Bill Terry	L 13 - 21
Oct. 4, 1947	Cal Poly SLO	Bill Schutte	W 56 - 13
Oct. 9, 1948	Pacific	Bill Schutte	L 14 - 41
Nov. 12, 1949	San José State	Bill Schutte	L 0 - 40
Oct. 14, 1950	Pepperdine	Bill Schutte	W 28 - 14
Oct. 6, 1951	Cal Poly SLO	Bill Schutte	W 32 - 13
Oct. 11, 1952	Pepperdine	Bill Schutte	W 33 - 13
Oct. 3, 1953	Cal Poly SLO	Bill Schutte	L 12 - 33
Oct. 23, 1954	Cal State LA	Bill Schutte	W 38 - 0
Oct. 1, 1955	Cal Poly SLO	Bill Schutte	L 6 - 12
Nov. 17, 1956	Fresno State	Paul Governali	L 7 - 50
Sept. 21, 1957	Pacific	Paul Governali	L 6 - 32
Oct. 18, 1958	Cal State LA	Paul Governali	W 7 - 0
Sept. 26, 1959	Cal State LA (so)	Paul Governali	L 3 - 21
Sept. 24, 1960	Cal State LA	Paul Governali	L 14 - 24
Sept. 30, 1961	Cal Poly SLO	Don Coryell	W 9 - 6
Sept. 22, 1962	Cal State LA	Don Coryell	W 26 - 14
Oct. 5, 1963	Cal Poly SLO	Don Coryell	W 69 - 0
Oct. 17, 1964	Cal State LA	Don Coryell	L 0 - 7
Oct. 2, 1965	Cal Poly SLO	Don Coryell	W 41 - 0

Game Types



10 STRAIGHT BOWL GAME APPEARANCES ▶ 21 CONFERENCE CHAMPIONSHIPS

GAME TYPES < HISTORY

Oct. 29, 1966	Fresno State	Don Coryell	W	34	-	13
Sept. 30, 1967	Cal Poly SLO	Don Coryell	W	26	-	20
1968	independent					

PACIFIC COAST ATHLETIC ASSOCIATION ERA (7-0)

Sept. 27, 1969	Cal State LA	Don Coryell	W	49	-	0
Sept. 26, 1970	Cal State LA	Don Coryell	W	35	-	0
Oct. 9, 1971	Pacific	Don Coryell	W	14	-	7
Oct. 7, 1972	San José State	Don Coryell	W	23	-	12
Nov. 10, 1973	Long Beach State	Claude Gilbert	W	17	-	2
Oct. 19, 1974	San José State	Claude Gilbert	W	40	-	14
Oct. 4, 1975	Cal State Fullerton	Claude Gilbert	W	59	-	14
1976	independent					
1977	independent					

WESTERN ATHLETIC CONFERENCE ERA (15-6)

Oct. 14, 1978	Colorado State	Claude Gilbert	W	34	-	31
Nov. 3, 1979	Wyoming	Claude Gilbert	W	31	-	21
Oct. 18, 1980	Colorado State	Claude Gilbert	L	7	-	26
Oct. 17, 1981	Brigham Young	Doug Scovil	L	7	-	27
Oct. 16, 1982	New Mexico	Doug Scovil	L	17	-	22
Oct. 22, 1983	Brigham Young	Doug Scovil	L	12	-	47
Sept. 15, 1984	UTEP	Doug Scovil	W	51	-	2
Sept. 28, 1985	Colorado State	Doug Scovil	W	48	-	23
Nov. 15, 1986	Wyoming	Denny Stolz	W	31	-	24
Sept. 12, 1987	Utah	Denny Stolz	W	52	-	34
Sept. 11, 1988	Air Force	Denny Stolz	W	39	-	36
Nov. 4, 1989	New Mexico	Al Luginbill	W	45	-	28
Sept. 29, 1990	Air Force	Al Luginbill	W	48	-	18
Oct. 12, 1991	New Mexico	Al Luginbill	W	38	-	24
Oct. 17, 1992	UTEP	Al Luginbill	W	49	-	27
Oct. 16, 1993	Colorado State	Al Luginbill	W	30	-	3
Oct. 1, 1994	Air Force	Ted Tollner	L	35	-	36
Oct. 14, 1995	Fresno State	Ted Tollner	W	48	-	24
Oct. 11, 1996	Hawaii	Ted Tollner	W	56	-	8
Oct. 11, 1997	New Mexico	Ted Tollner	L	21	-	36
Oct. 9, 1998	Hawaii	Ted Tollner	W	35	-	13

MOUNTAIN WEST ERA (9-12; won six of last eight)

Oct. 2, 1999	Air Force	Ted Tollner	L	22	-	23
Oct. 14, 2000	Utah	Ted Tollner	L	7	-	21
Sept. 29, 2001	Air Force	Ted Tollner	L	21	-	45
Oct. 12, 2002	Utah	Tom Craft	W	36	-	17
Oct. 4, 2003	Brigham Young	Tom Craft	L	36	-	44
Oct. 16, 2004	Colorado State	Tom Craft	L	17	-	21
Oct. 1, 2005	Brigham Young	Tom Craft	W	31	-	10
Sept. 23, 2006	Utah	Chuck Long	L	7	-	38
Oct. 20, 2007	New Mexico	Chuck Long	L	17	-	20
Oct. 11, 2008	Air Force	Chuck Long	L	10	-	35
Oct. 17, 2009	(18/19) Brigham Young	Brady Hoke	L	28	-	38
Oct. 16, 2010	(23/23) Air Force	Brady Hoke	W	27	-	25
Oct. 8, 2011	TCU	Rocky Long	L	14	-	27
Oct. 6, 2012	Hawaii	Rocky Long	W	52	-	14
Oct. 4, 2013	Nevada	Rocky Long	ot-W	51	-	44
Sept. 27, 2014	UNLV	Rocky Long	W	34	-	17
Oct. 3, 2015	Fresno State	Rocky Long	W	21	-	7
Oct. 8, 2016	UNLV	Rocky Long	W	26	-	7
Oct. 14, 2017	Boise State	Rocky Long	L	14	-	31
Oct. 12, 2018	Air Force	Rocky Long	W	21	-	17
Sept. 21, 2019	Utah State	Rocky Long	L	17	-	23

RECENT HOMECOMING RESULTS

Date	Opponent	Head Coach		Final
Nov. 6, 1976	San José State	Claude Gilbert	W	30 - 17
Oct. 29, 1977	Tulsa	Claude Gilbert	W	41 - 7

WESTERN ATHLETIC CONFERENCE ERA (14-7)

Nov. 4, 1978	Colorado State	Claude Gilbert	W	34	-	31
Nov. 3, 1979	Wyoming*	Claude Gilbert	W	31	-	21
Nov. 1, 1980	Oklahoma State	Claude Gilbert	L	6	-	15
Nov. 7, 1981	Wyoming*	Doug Scovil	L	13	-	24
Oct. 23, 1982	Long Beach State	Doug Scovil	W	51	-	17
Nov. 12, 1983	Wyoming*	Doug Scovil	L	21	-	33
Oct. 20, 1984	Colorado State*	Doug Scovil	W	41	-	24
Oct. 19, 1985	Utah*	Doug Scovil	L	37	-	39
Oct. 25, 1986	Air Force*	Denny Stolz	L	10	-	22
Oct. 24, 1987	Long Beach State	Denny Stolz	W	52	-	42
Oct. 15, 1988	Hawaii	Denny Stolz	L	30	-	32
Oct. 21, 1989	Pacific	Al Luginbill	W	35	-	7
Nov. 3, 1990	Utah*	Al Luginbill	W	66	-	14
Nov. 2, 1991	Wyoming*	Al Luginbill	W	24	-	22

Oct. 17, 1992	UTEP*	Al Luginbill	W	49	-	27
Oct. 23, 1993	New Mexico*	Al Luginbill	W	20	-	17
Oct. 8, 1994	Utah*	Ted Tollner	L	22	-	38
Oct. 21, 1995	San José State	Ted Tollner	W	49	-	20
Nov. 23, 1996	Fresno State*	Ted Tollner	W	31	-	21
Nov. 8, 1997	San José State*	Ted Tollner	W	48	-	21
Oct. 24, 1998	Utah*	Ted Tollner	ot-W	21	-	20

MOUNTAIN WEST ERA (8-13; won four of last six)

Oct. 9, 1999	New Mexico*	Ted Tollner	L	21	-	24
Oct. 28, 2000	(24/-) Colorado State*	Ted Tollner	L	22	-	34
Oct. 6, 2001	Eastern Illinois	Tom Craft	W	40	-	7
Oct. 26, 2002	UNLV*	Tom Craft	W	31	-	21
Oct. 18, 2003	New Mexico*	Tom Craft	L	7	-	30
Oct. 30, 2004	(9/10) Utah*	Tom Craft	L	28	-	51
Oct. 29, 2005	(20/20) TCU*	Tom Craft	L	20	-	23
Oct. 28, 2006	Cal Poly	Chuck Long	L	14	-	16
Oct. 20, 2007	New Mexico*	Chuck Long	L	17	-	20
Oct. 25, 2008	Colorado State*	Chuck Long	L	34	-	38
Oct. 17, 2009	(18/19) Brigham Young*	Brady Hoke	L	28	-	38
Oct. 16, 2010	(23/23) Air Force*	Brady Hoke	W	27	-	25
Oct. 8, 2011	TCU*	Rocky Long	L	14	-	27
Oct. 13, 2012	Colorado State*	Rocky Long	W	38	-	14
Oct. 26, 2013	Fresno State*	Rocky Long	ot-L	28	-	35
Nov. 8, 2014	Idaho	Rocky Long	W	35	-	21
Nov. 14, 2015	Wyoming*	Rocky Long	W	38	-	3
Nov. 5, 2016	Hawaii*	Rocky Long	W	55	-	0
Oct. 21, 2017	Fresno State*	Rocky Long	L	3	-	27
Oct. 20, 2018	San José State*	Rocky Long	W	16	-	13
Nov. 9, 2019	Nevada*	Rocky Long	L	13	-	17

RECENT KGB SKYSHOW RESULTS (13-3; won six straight)

Date	Opponent	Head Coach		Final
Sept. 4, 2004	Idaho State (so)	Tom Craft	W	38 - 21
Sept. 24, 2005	San José State*	Tom Craft	W	52 - 21
Sept. 23, 2006	Utah*	Chuck Long	L	7 - 38
Sept. 22, 2007	Portland State	Chuck Long	W	52 - 17
Oct. 11, 2008	Air Force*	Chuck Long	L	10 - 35
Sept. 12, 2009	Southern Utah	Brady Hoke	W	35 - 19
Sept. 25, 2010	Utah State	Brady Hoke	W	41 - 7
Sept. 17, 2011	Washington State	Rocky Long	W	42 - 24
Oct. 6, 2012	Hawaii*	Rocky Long	W	52 - 14
Aug. 31, 2013	Eastern Illinois (so)	Rocky Long	L	19 - 40
Nov. 8, 2014	Idaho	Rocky Long	W	35 - 21
Sept. 5, 2015	San Diego (so)	Rocky Long	W	37 - 3
Sept. 3, 2016	New Hampshire (so)	Rocky Long	W	31 - 0
Sept. 2, 2017	UC Davis (so)	Rocky Long	W	38 - 17
Sept. 8, 2018	Sacramento State	Rocky Long	W	28 - 14
Aug. 31, 2019	Weber State (so)	Rocky Long	W	6 - 0

OVERTIME (8-4)

Date	Opponent	Head Coach		Final
Sept. 27, 1997	at (25/25) Air Force*	Ted Tollner	L	18 - 24
Oct 18, 1997	UNLV*	Ted Tollner	W	20 - 17
Oct. 17, 1998	at New Mexico*	Ted Tollner	W	36 - 33
Oct. 24, 1998	Utah*	Ted Tollner	W	21 - 20
Oct. 20, 2012	at Nevada*	Rocky Long	W	39 - 38
Oct. 4, 2013	Nevada*	Rocky Long	W	51 - 44
Oct. 26, 2013	(15/18) Fresno State*	Rocky Long	L	28 - 35
Nov. 16, 2013	at Hawaii*	Rocky Long	W	28 - 21
Nov. 23, 2013	Boise State*	Rocky Long	W	34 - 31
Sept. 19, 2015	South Alabama	Rocky Long	L	27 - 34
Sept. 22, 2018	Eastern Michigan	Rocky Long	W	23 - 20
Nov. 24, 2018	Hawaii*	Rocky Long	L	30 - 31

SO - season opener. (###) opponent national rank.

AZTEC FOOTBALL MEDIA GUIDE

Starting Quarterback Debuts



10 STRAIGHT BOWL GAME APPEARANCES ► 21 CONFERENCE CHAMPIONSHIPS

Below is a list of all San Diego State players that have started at quarterback during the Division I era and their stats recorded in their first San Diego State start. Note that Dennis Shaw started SDSU's first Division I game but had previously started for the Aztecs prior to that game.

Date	Quarterback	Class	First Opponent	Result	Prior to First Start		Passing					Rushing			SDSU Record in Starts				
					GP	Att.	A	C	I	Yds.	TD	Eff.	Att.	Yds.	TD	W	L	T	Pct.
Dennis Shaw																			
S.12.70	Brian Sipe	Jr.	at Northern Illinois+	W, 35-3	8	82	23	15	1	196	2	156.80	5	-30	0	15	7	0	.682
S.28.72	Bill Donckers	Sr.	Oregon State+	W, 17-8	6	33	11	7	1	138	1	180.84	5	10	0	10	1	0	.909
S.22.73	Jesse Freitas ⁴	Sr.	at Utah State+	W, 35-7	11	156	12	6	0	106	1	151.70	6	24	0	9	1	1	.864
S.14.74	Craig Penrose ³	Jr.	at Arizona+	L, 10-17	0	0	24	11	2	114	0	69.07	3	-1	0	14	5	1	.725
S.21.74	Kevin Sneed	Jr.	Tampa	W, 28-25	1	16	22	11	3	281	2	184.11	11	27	0	2	0	0	1.000
S.12.76	Joe Davis	Jr.	Arkansas State+	W, 24-14	0	0	14	10	2	96	1	124.03	7	-48	0	13	1	0	.929
O.2.76	Pete Tereschuk	Sr.	Brigham Young*	L, 0-8	7	52	26	17	3	143	0	88.51	7	-28	0	1	1	0	.500
O.23.76	Tom Craft	Sr.	Cal State Fullerton	W, 27-14	10	29	20	16	0	116	1	145.22	5	7	0	6	0	0	1.000
S.16.78	Mark Halda	So.	at (19) Iowa State+	L, 13-14	4	34	43	24	0	268	1	115.84	2	3	0	8	12	0	.400
O.27.79	Chris Schaefer	Sr.	at Utah*	W, 17-13	9	38	12	7	3	156	1	145.03	4	17	0	4	0	0	1.000
S.20.80	Matt Kofler	Jr.	at Air Force*	W, 13-10	1	15	29	19	0	192	1	132.51	12	24	0	10	10	0	.500
N.1.80	Rick Hansen	So.	Oklahoma State	L, 6-15	3	25	20	8	2	45	0	38.90	4	6	0	3	3	0	.500
O.9.82	Mark McKay ²	Jr.	at Wyoming*	W, 24-21	3	40	15	9	0	98	1	136.88	10	-9	0	6	12	1	.342
S.1.84	Todd Santos	R-Fr.	at Air Force**	L, 16-34	0	0	29	13	3	154	1	80.12	4	-10	0	22	22	1	.500
O.13.84	Jim Plum	So.	Utah*	T, 24-24	13	108	15	6	1	37	0	47.39	2	4	0	0	2	1	.167
S.3.88	Brad Platt	Jr.	at (5) UCLA+	L, 6-59	0	0	31	16	0	197	0	104.99	8	-33	0	1	6	0	.143
O.29.88	Scott Barrick	So.	at Utah*	L, 20-41	2	23	34	21	2	248	1	120.98	4	-5	0	2	2	0	.500
S.2.89	Dan McGwire ¹	Jr.	at Air Force**	L, 36-52	7	84	46	30	2	361	2	136.79	3	-5	0	12	10	1	.543
S.8.91	Cree Morris	So.	Long Beach State+	W, 49-13	6	36	25	13	0	214	1	137.10	4	-19	0	2	2	0	.500
O.5.91	David Lowery	So.	at Hawaii*	W, 47-21	6	34	25	14	0	273	0	147.73	7	25	0	13	9	2	.583
S.25.93	Tim Gutierrez	Jr.	Minnesota	W, 48-17	5	41	48	32	0	375	4	159.79	2	-5	0	6	8	0	.429
O.15.94	Billy Blanton	So.	at New Mexico*	W, 20-13	8	42	24	14	0	193	1	139.63	8	-12	0	18	10	0	.643
S.5.97	Kevin McKechnie	Sr.	Navy+	W, 45-31	10	33	20	16	1	371	4	291.82	6	15	1	1	5		.167
O.18.97	Mike Smith	Jr.	UNLV*	W, 20-17	1	1	7	2	0	29	0	63.37	3	-13	1	1	0		1.000
O.25.97	Spencer Brinton	T-Fr.	at Hawaii*	W, 10-3	1	16	30	13	0	173	1	102.77	3	-15	0	2	4		.333
S.24.98	Brian Russell	So.	Arizona	L, 16-35	1	4	32	12	3	167	1	72.90	6	36	0	8	4		.667
S.18.99	Jack Hawley	Jr.	at (17) USC	L, 21-24	2	34	32	16	4	170	1	79.94	11	39	0	4	7		.364
S.16.00	Lon Sheriff	So.	at Arizona	L, 3-17	5	29	29	15	1	124	0	80.74	6	-20	0	7	14		.333
O.13.01	Adam Hall	So.	at UNLV*	L, 3-31	3	18	15	7	0	70	0	85.87	4	-20	0	6	13		.316
S.9.03	Matt Dlugolecki	So.	at (2) Ohio State	L, 13-16	1	19	39	23	2	189	1	97.89	4	-19	0	5	6		.455
O.22.04	Kevin O'Connell	R-Fr.	at New Mexico*	L, 9-19	6	57	32	16	2	165	1	91.12	13	-13	0	12	21		.364
S.16.06	Darren Mougey	So.	at Wisconsin	L, 0-14	7	42	27	15	0	102	0	87.29	11	-12	0	0	3		.000
O.7.06	Kevin Craft	R-Fr.	at Brigham Young*	L, 17-47	2	8	32	20	1	216	0	112.95	5	2	0	2	3		.400
A.30.08	Ryan Lindley	R-Fr.	Cal Poly+	L, 27-29	0	0	45	27	2	352	3	138.82	6	-16	0	23	26		.469
O.11.08	Drew Westling	Jr.	Air Force*	L, 10-35	5	20	35	18	2	128	0	70.72	10	-10	1	0	1		.000
S.1.12	Ryan Katz ⁵	Sr.	at Washington	L, 12-21	18	407	19	10	1	128	1	116.06	16	77	0	5	3		.625
O.27.12	Adam Dingwell	So.	UNLV*	W, 24-13	11	30	26	13	1	231	2	142.32	6	14	0	4	3		.571
S.21.13	Quinn Kaehler	Jr.	Oregon State	L, 30-34	1	36	25	16	2	251	2	158.74	5	-39	0	12	10		.545
O.3.14	Nick Bawden	T-Fr.	at Fresno State*	L, 13-24	2	0	24	9	2	84	1	64.17	8	36	0	1	1		.500
A.30.15	Maxwell Smith ⁶	Sr.	San Diego+	W, 37-3	21	486	21	9	1	100	0	73.33	3	23	0	9	3		.750
D.5.15	Christian Chapman	R-Fr.	Air Force ^A	W, 27-24	3	24	14	9	0	203	1	189.02	6	32	0	24	11		.686
S.15.18	Ryan Agnew	Jr.	(23) Arizona State	W, 28-21	16	26	24	12	0	129	1	108.90	9	36	0	15	4		.789
N.30.19	Carson Baker	R-Fr.	Brigham Young	W, 13-3	0	0	24	19	0	172	1	153.12	8	7	0	1	0		1.000

* - indicates conference game. + - indicates season-opening game. ^ - Mountain West championship game.

¹ - McGwire's first career San Diego State start. He started two games as a sophomore at the Univ. of Iowa and had 84 career pass attempts at Iowa. His games played and attempts prior to his first SDSU start include his Iowa numbers.

² - McKay played at the Univ. of Georgia during the 1980 season. His stats are not available from that season and hence are not included in his numbers prior to the first start above.

³ - Penrose played at the Univ. of Colorado prior to attending SDSU. His stats are not available from that season and hence are not included in his numbers prior to the first start above.

⁴ - Freitas played at Stanford Univ. prior to attending SDSU. His stats are not available from that season and hence are not included in his numbers prior to the first start above.

⁴ - Westling played at the Univ. of Tulsa in three games as a redshirt freshman in 2006. Those three games and one pass attempt are included above.

⁵ - Katz played at Oregon State Univ. and started 14 games in 2010-11. Those stats are included in his numbers above.

⁶ - Smith played at the Univ. of Kentucky and started 11 games (three in 2011, four in 2012 and four in 2013). Those stats are included in his numbers above.

Year-by-Year Records



10 STRAIGHT BOWL GAME APPEARANCES ▶ 21 CONFERENCE CHAMPIONSHIPS

SOUTHERN CALIFORNIA JUNIOR COLLEGE CONFERENCE

Year	Overall				Conference				Finish	Bowl Game	Head Coach
	W	L	T	Pct.	W	L	T	Pct.			
1921	4	6	0	.400	1	3	0	.250	4th		C.E. Peterson
1922	6	4	0	.600	4	0	0	1.000	1st		C.E. Peterson
1923	8	2	0	.800	2	0	0	1.000	1st		C.E. Peterson
1924	7	1	2	.800	3	0	0	1.000	1st		C.E. Peterson
Southern California Junior College Conference Era (4 seasons)											
25 13 2 .650				10 3 0 .769				3 SCJCC Titles			

INDEPENDENT

1925	5	3	1	.688	Independent					C.E. Peterson
------	---	---	---	------	-------------	--	--	--	--	---------------

SOUTHERN CALIFORNIA INTERCOLLEGIATE ATHLETIC CONFERENCE

Year	Overall				Conference				Finish	Bowl Game	Head Coach
	W	L	T	Pct.	W	L	T	Pct.			
1926	3	4	1	.438	1	3	1	.300	7th		C.E. Peterson
1927	4	3	0	.571	2	3	0	.400	T-5th		C.E. Peterson
1928	3	3	0	.500	2	3	0	.400	5th		C.E. Peterson
1929	3	5	0	.375	1	5	0	.167	6th		C.E. Peterson
1930	5	4	0	.555	3	3	0	.500	3rd		W. Herreid
1931	5	3	2	.600	2	2	1	.500	T-4th		W. Herreid
1932	3	5	1	.388	2	4	1	.357	5th		W. Herreid
1933	4	4	1	.500	4	2	1	.643	4th		W. Herreid
1934	3	5	1	.389	2	1	1	.700	2nd		W. Herreid
1935	3	4	1	.438	2	2	1	.500	T-3rd		Leo Calland
1936	6	1	1	.813	5	0	0	1.000	1st		Leo Calland
1937	7	1	0	.875	4	1	0	.800	1st		Leo Calland
1938	5	2	1	.688	3	2	1	.583	3rd		Leo Calland
Southern California Intercollegiate Athletic Conference Era (13 seasons)											
54 44 9 .547				33 31 7 .514				2 SCIAC Titles			

CALIFORNIA COLLEGIATE ATHLETIC ASSOCIATION

Year	Overall				Conference				Finish	Bowl Game	Head Coach
	W	L	T	Pct.	W	L	T	Pct.			
1939	2	7	0	.222	0	2	0	.000	4th		Leo Calland
1940	5	3	1	.611	1	1	1	.500	T-2nd		Leo Calland
1941	6	4	0	.600	0	3	0	.000	4th		Leo Calland
1942	0	6	1	.071	0	2	0	.000			Jon Eubank
1943	World War II - No Team										
1944	World War II - No Team										
1945	2	5	0	.286	1	1	0	.500			Bob Breitbard
1946	6	4	0	.600	2	3	0	.400	5th		Bill Terry
1947	7	3	1	.750	2	2	1	.500	4th		Bill Schutte
1948	4	7	0	.364	1	4	0	.200	T-5th	Harbor (L)	Bill Schutte
1949	6	3	0	.666	3	1	0	.750	2nd		Bill Schutte
1950	5	3	1	.611	3	0	1	.875	1st		Bill Schutte
1951	10	0	1	.955	4	0	0	1.000	1st	Pineapple (W)	Bill Schutte
1952	4	5	0	.444	2	2	0	.500	3rd		Bill Schutte
1953	5	3	1	.611	3	1	1	.700	2nd		Bill Schutte
1954	5	4	0	.555	2	2	0	.500	2nd		Bill Schutte
1955	2	8	0	.200	1	1	0	.500			Bill Schutte
1956	4	3	2	.555	2	1	0	.667	T-2nd		Paul Governali
1957	2	7	0	.222	0	2	0	.000	5th		Paul Governali
1958	3	5	0	.375	2	3	0	.400	4th		Paul Governali
1959	1	6	1	.188	0	5	0	.000	6th		Paul Governali
1960	1	6	1	.188	0	5	0	.000	6th		Paul Governali
1961	7	2	1	.700	2	2	1	.500	4th		Don Coryell
1962	8	2	0	.800	6	0	0	1.000	1st		Don Coryell
1963	7	2	0	.778	4	1	0	.800	T-1st		Don Coryell
1964	8	2	0	.800	4	1	0	.800	2nd		Don Coryell
1965	8	2	0	.800	3	2	0	.600	3rd		Don Coryell
1966	11	0	0	1.000	5	0	0	1.000	1st	Camellia (W)	Don Coryell
1967	10	1	0	.909	5	0	0	1.000	1st	Camellia (W)	Don Coryell
California Collegiate Athletic Association Era (27 seasons)											
139 103 11 .571				58 47 5 .550				6 CCAA Titles / 4 Bowl Gms.			

INDEPENDENT

1968	9	0	1	.818						Don Coryell
------	---	---	---	------	--	--	--	--	--	-------------

PACIFIC COAST ATHLETIC ASSOCIATION

Year	Overall				Conference				Finish	Bowl Game	Head Coach
	W	L	T	Pct.	W	L	T	Pct.			
1969	11	0	0	1.000	6	0	0	1.000	1st	Pasadena (W)	Don Coryell
1970	9	2	0	.818	5	1	0	.833	T-1st		Don Coryell
1971	6	5	0	.545	2	3	0	.400	T-4th		Don Coryell
1972	10	1	0	.909	4	0	0	1.000	1st		Don Coryell
1973	9	1	1	.864	3	0	1	.875	1st		Claude Gilbert
1974	8	2	1	.733	4	0	0	1.000	1st		Claude Gilbert
1975	8	3	0	.727	3	2	0	.600	3rd		Claude Gilbert
Pacific Coast Athletic Association Era (7 seasons)											
61 14 2 .805				87 70 4 .553				5 PCAA Titles / 1 Bowl Game			

INDEPENDENT

1976	10	1	0	.909						Claude Gilbert	
1977	10	1	0	.909						Claude Gilbert	
Independent Era (2 seasons)											
20 2 0 .909											

WESTERN ATHLETIC CONFERENCE

Year	Overall				Conference				Finish	Bowl Game	Head Coach
	W	L	T	Pct.	W	L	T	Pct.			
1978	4	7	0	.364	2	4	0	.333	6th		Claude Gilbert
1979	8	3	0	.727	4	2	0	.666	T-2nd		Claude Gilbert
1980	4	8	0	.333	4	4	0	.500	4th		Claude Gilbert
1981	6	5	0	.545	3	5	0	.375	6th		Doug Scovill
1982	7	5	0	.583	4	3	0	.571	T-3rd		Doug Scovill
1983	2	9	1	.208	1	6	1	.187	8th		Doug Scovill
1984	4	7	1	.375	4	3	1	.562	T-4th		Doug Scovill
1985	5	6	1	.458	3	4	1	.438	6th		Doug Scovill
1986	8	4	0	.750	7	1	0	.875	1st	Holiday (L)	Denny Stolz
1987	5	7	0	.417	4	4	0	.500	5th		Denny Stolz
1988	3	8	0	.273	3	5	0	.375	T-6th		Denny Stolz
1989	6	5	1	.542	4	3	0	.571	T-5th		Al Luginbill
1990	6	5	0	.545	5	2	0	.714	3rd		Al Luginbill
1991	8	4	1	.654	6	1	1	.813	2nd	Freedom (L)	Al Luginbill
1992	5	5	1	.500	5	3	0	.625	4th		Al Luginbill
1993	6	6	0	.500	4	4	0	.500	T-6th		Al Luginbill
1994	4	7	0	.364	2	6	0	.250	8th		Ted Tollner
1995	8	4	0	.667	5	3	0	.625	5th		Ted Tollner
1996	8	3		.727	6	2		.750	Pac/T-2nd		Ted Tollner
1997	5	7		.416	4	4		.500	Pac/T-4th		Ted Tollner
1998	7	5		.583	7	1		.875	Pac/T-1st	Las Vegas (L)	Ted Tollner
Western Athletic Conference Era (21 seasons)											
119 120 6 .498				87 70 4 .553				2 WAC Titles / 3 Bowl Games			

MOUNTAIN WEST

Year	Overall				Conference				Finish	Bowl Game	Head Coach		
	W	L	T	Pct.	W	L	T	Pct.					
1999	5	6		.455	3	4		.429	T-5th		Ted Tollner		
2000	3	8		.272	3	4		.429	T-5th		Ted Tollner		
2001	3	8		.272	2	5		.286	7th		Ted Tollner		
2002	4	9		.307	4	3		.571	T-3rd		Tom Craft		
2003	6	6		.500	3	4		.429	T-4th		Tom Craft		
2004	4	7		.363	2	5		.286	7th		Tom Craft		
2005	5	7		.417	4	4		.500	T-4th		Tom Craft		
2006	3	9		.250	3	5		.375	T-6th		Chuck Long		
2007	4	8		.333	3	5		.375	6th		Chuck Long		
2008	2	10		.167	1	7		.125	T-8th		Chuck Long		
2009	4	8		.333	2	6		.250	7th		Brady Hoke		
2010	9	4		.692	5	3		.625	T-3rd	Poinsettia (W)	Brady Hoke		
2011	8	5		.615	4	3		.571	4th	New Orleans (L)	Rocky Long		
2012	9	4		.692	7	1		.875	T-1st	Poinsettia (L)	Rocky Long		
2013	8	5		.615	6	2		.750	West/2nd	Potato (W)	Rocky Long		
2014	7	6		.538	5	3		.625	West/T-1st	Poinsettia (L)	Rocky Long		
2015	11	3		.786	8	0		1.000	West/1st	Hawai'i (W)	Rocky Long		
2016	11	3		.786	6	2		.750	West/1st	Las Vegas (W)	Rocky Long		
2017	10	3		.769	6	2		.750	West/2nd	Armed Forces (L)	Rocky Long		
2018	7	6		.538	4	4		.500	West/4th	Frisco (L)	Rocky Long		
2019	10	3		.769	5	3		.625	West/T-1st	New Mexico (W)	Rocky Long		
Mountain West Era (20 seasons)													
133 128				81 72				.529				3 MW Titles / 10 Bowl Games	

♦ - Indicates team won conference title. Pac - Team competed in the Pacific Division of the WAC. West - Team competed in the West Division of the Mountain West.

Founded in 1897, San Diego State is the oldest and largest higher education institution in the San Diego region.



Inside:

San Diego State University	220
Achievements/Distinctions	221
Prominent Alumni	222
Dr. Adela de la Torre	223
John David Wicker	224
Athletics Directory	225
Aztec Hall of Fame	226
The Mountain West	228
Dignity Health Sports Park	230
Aztec Stadium	231
Radio and Television	232
Composite Schedule	234
Future Schedules	234

San Diego State University



10 STRAIGHT BOWL GAME APPEARANCES ► 21 CONFERENCE CHAMPIONSHIPS

SAN DIEGO STATE UNIVERSITY ◀ UNIVERSITY
AZTEC FOOTBALL MEDIA GUIDE



Hepner Hall

Founded in 1897, San Diego State University is a major public research institution that provides transformative experiences for its more than 34,000 students. SDSU ranks No. 1 in the California State University (CSU) system for federal research support, is a long-standing Hispanic-Serving Institution (HSI) and resides on Kumeyaay land.

The University is known for offering transformational research and international experiences, sustainability and entrepreneurship initiatives, internships and mentoring, and a broad range of student life and leadership opportunities. It offers bachelor's degrees in 97 majors, master's degrees in 84 programs and doctorates in 21 areas.

Recognized as a national leader in higher education, SDSU is committed to excellence and is known for its efforts advancing diversity and inclusion.

SDSU is nationally recognized for its study abroad initiatives, veterans programs and support of LGBTQIA+ students, as well as its powerhouse Division I athletics program. Students have access to more than 350 student clubs and organizations, and an inclusive environment with a diverse range of programs and offerings.

SDSU is ranked in the top 35 nationwide for ethnic diversity according to U.S. News & World Report; about 54 percent of its undergraduates and graduates are students of color. The University's rich campus life and ideal location offers opportunities for students to lead and engage with the creative and performing arts, career and internship opportunities with SDSU's more than 400,000 living alumni, and the vibrant cultural life of the greater San Diego and U.S.-Mexico region.

San Diego State leverages its strategic location on the Pacific Rim and the border of Latin America to advance international study and research. The University ranks fifth in the nation for the number of students who study abroad.

Impact-driven philanthropy happens here. For decades, generous contributions have helped SDSU open doors for students to follow their dreams and unlock their potential as they prepare for lifelong successful careers. Gift commitments to San Diego State totaled more than \$127 million in the 2019-20 fiscal year, an increase of nearly 10 percent from the previous year despite an economic downturn from the COVID-19 pandemic.



Conrad Prebys Aztec Student Union



Scripps Cottage

Achievements and Distinctions



10 STRAIGHT BOWL GAME APPEARANCES ▶ 21 CONFERENCE CHAMPIONSHIPS

ACADEMIC STRENGTH

- San Diego State University continues to gain recognition as a leader in higher education. It ranks No. 68 among public universities and in the top 150 overall in U.S. News & World Report's annual ranking of America's Best Colleges.
- SDSU's undergraduate international business program ranks No. 11 in the nation, and its undergraduate business and engineering programs rank in the top 100 of U.S. News and World Report's list. The College of Education is No. 50 in the country and No. 7 in California. Individual graduate programs ranked in the top 30 include rehabilitation counseling (No. 4), public health (No. 23), speech and language pathology (No. 25) and audiology (No. 29).
- San Diego State University is a hub of student invention and innovation, led by the Lavin Entrepreneurship Center and our ZIP Launchpad. Forbes magazine ranked SDSU No. 23 on its list of America's Most Entrepreneurial Universities, while U.S. News and World Report ranked SDSU's entrepreneurship program No. 21 among the nation's public universities and Fortune ranked the university among the top 25 most entrepreneurial in the nation.
- SDSU is nationally recognized for sending 92 students abroad as Fulbright Scholars since 2005.
- San Diego State University students are graduating at record high rates across all seven colleges, and SDSU now ranks No. 8 nationally in graduation rate performance, based on U.S. News & World Report's most recent college rankings. This top rank for graduation rate performance acknowledges the university's success in serving students of many different economic, racial, ethnic and gender affiliations.

A CULTURE OF ENGAGEMENT

- SDSU engages its alumni and encourages them to share their professional expertise and experience with current students through programs such as the Aztec Mentor Program. A collaboration between SDSU Alumni and Student Affairs, the program has matched more than 10,500 students with alumni mentors.
- SDSU is focused on fostering a welcoming campus climate for all students. Cultural centers include: the Black Resource Center, Center for Intercultural Relations, Center for Transformative Justice, Latinx Resource Center, Native Student Resource Center, Pride Center and Women's Resource Center. Other resource centers for students include the Commuter Resource Center, the International Student Center and the Student Ability Success Center and The Joan and Art Barron Veterans Center.
- Arts Alive SDSU integrates arts events and arts practices into the university's curriculum and recognizes art as a campus-wide value on par with research and international study. With nearly 300 events scheduled each year, Arts Alive reaches an audience of more than 125,000 annually.
- The university's Economic Crisis Response Team is a group of staff, administrators, students, and faculty working together to ensure that students experiencing food or housing insecurity or other unforeseen financial crises receive short-term and long-term aid quickly and without stigmatization.

COMMUNITY ROOTS

- In August 2020, site work began on SDSU Mission Valley, to be located on 135 acres of previously city-owned property and featuring a multi-use stadium to serve as the new home of Aztec football. This multi-year expansion, replacing a former NFL stadium and its parking lot, includes an Innovation District to support education, research, technology and entrepreneurial activity; 4,600 housing units for students, faculty, staff and the general public, a hotel; and restaurants and shopping.
- Led by Associated Students, the SDSU community confronted the significant challenges of hunger and food insecurity in San Diego by raising more than 590,500 pounds of food in the Aztecs Rock Hunger drive during fall 2019. Eighty percent of monetary donations go to the Jacobs and Cushman Food Bank, while the remaining 20 percent remains on campus to provide short-term and long-term aid to students experiencing food insecurity.
- SDSU's Guardian Scholars program is a unique opportunity for students leaving the foster care system. Young men and women accepted into the program receive full scholarships, year-round housing and academic mentoring to support them in becoming active community members.

A DIVERSE CAMPUS

- SDSU is the No. 1 LGBTQ+-friendly campus in California and No. 8 campus nationally, according to Campus Pride and BestColleges. The Pride Center — an inclusive, safe and affirming gathering space — facilitates education, awareness and research on issues related to sexuality and gender.
- SDSU is ranked in the top 35 nationwide for ethnic diversity according to U.S. News & World Report; about 54 percent of its undergraduates and graduates are students of color.
- Consistently ranked by the Military Times as a top school for veterans, SDSU serves over 4,000 student-veterans, active duty, reservists and dependents each year through the Joan and Art Barron Veterans Center and academic programs such as Troops to Engineers.
- Our Imperial Valley campus, a powerful engine of economic growth for the U.S.-Mexico border region, serves a diverse student body comprised largely of groups that are historically underrepresented in higher education.

AN INTERNATIONAL PERSPECTIVE

- San Diego State University ranks No. 5 nationally and No. 1 in California for the number of students studying abroad in the latest Institute for International Education's Open Doors report.
- SDSU typically welcomes more than 1,800 international students from more than 70 countries each year. They are enrolled as fully matriculated students or as part of the American Language Institute (ALI), of which SDSU's affiliate is one of the largest in the country.
- The J. Keith Behner and Catherine M. Stiefel Program on Brazil is SDSU's first endowed academic program with an international focus. Over the next five years, through research collaborations with major Brazilian universities, SDSU will strengthen its global leadership in public health, environmental sciences, international business and urban development.

RESEARCH ACCOMPLISHMENTS

- SDSU is a public research university where students, faculty, and alumni have been part of research teams that addressed important subjects like RNA modification, biomathematics, and post-wildfire storm runoff. Researchers focus on real-world challenges, and students benefit from access to cutting-edge technology and engaging in research alongside students who are leaders in their fields.
- San Diego State University faculty continue to win significant research funding. In fiscal 2019-20, they secured \$144.4million in public and private funding—a total of 758 awards to 307 principal investigators. The total included a significant increase from two major federal agencies: The National Science Foundation and The National Institutes of Health.
- In 2018, SDSU has built an Engineering and Interdisciplinary Science Complex, where researchers are developing collaborative projects to turn discoveries into real-world applications. The EIS Complex enhances the university's teaching and research capacities and help attract the best and brightest faculty, graduate and undergraduate students.
- The Student Research Symposium is an annual forum for San Diego State's graduate and undergraduate students to present their faculty-mentored research. More than 450 undergraduate, graduate and doctoral students across 70 majors and disciplines participated in 2020.

MOVING FORWARD

- San Diego State University is a place of knowledge, experience and impact. It is one of the oldest institutions in California, with 400,000+ living alumni and many more friends in the community who have a stake in its future. As we engage with our supporters in joint initiatives that advance the welfare of the broader San Diego region, student success will continue to be the foundational force moving us forward.

Prominent Alumni



10 STRAIGHT BOWL GAME APPEARANCES ► 21 CONFERENCE CHAMPIONSHIPS

PROMINENT ALUMNI ◀ UNIVERSITY
AZTEC FOOTBALL MEDIA GUIDE



Kathleen Kennedy



Dennis Connor

Arts/Actors

Robert Hays, television/film actor, "Airplane"
Julie Kavner, television actor, "The Simpsons"
Kathleen Kennedy, film producer, "Schindler's List"
Kathy Najimy, television/film actor, "Sister Act"
Gregory Peck, film actor, "To Kill a Mockingbird"
Marion Ross, television/stage actor, "Happy Days"
Claire Van Vliet, visual artist, founder of the Janus Press
Carl Weathers, film actor, "Rocky"
Gary David Goldberg, executive producer and co-creator, "Spin City"
Raquel Welch, film and television actor, starred in "The Three Musketeers"

Authors

Patricia Benke, best-selling crime novelist
Sid Fleischman, author, *The Whipping Boy* (Newbery Medal, 1987)
Susan Vreeland, author, *The Girl in Hyacinth Blue* (New York Times Bestseller)

Business

Norman Brinkler, Brinkler International, Ltd., (Chili's, Macaroni Grill and On the Border)
Robert Peterson, founder, Jack in the Box
Sol Price, founder, Price Club
R. Andrew Rathbone, creator, "...for Dummies" book series
Ralph Rubio, founder/CEO, Rubio's Baja Grill
Jim Sinegal, Costco founder and retired CEO
Julia Stewart, CEO, International House of Pancakes
Suzy Spafford, creator, Suzy's Zoo
Sue Swenson, COO, Leap Wireless
Jack Williams, retired COO, Royal Caribbean International and Celebrity Cruises

Communication/Media

Art Linkletter, television show host
Jeanne Zelasko, Fox Sports anchor/reporter
Armen Keteyian, CBS Sports reporter

Education

Sandra McBryer, 1994 National Teacher of the Year
Janis Gabay, 1990 National Teacher of the Year
Dr. Doris Alvarez, 1997 Principal of the Year

Government/Military


Timothy J. Muris, Chairman, Federal Trade Commission
General Merrill R. McPeak, former chief of staff, United States Air Force

Science

Robert Kaplan, nationally known psychologist
Ellen Ochoa, astronaut, world's first Hispanic female astronaut
Siegfried Reich, HIV testing researcher pioneer
Gerald Schleif, WD-40 inventor

Sports

Michael Cage, former NBA basketball player
Dennis Conner, America's Cup-winning sailor
Tony Gwynn, former San Diego Padres baseball player/former Aztec baseball coach
Fred Dryer, former Los Angeles Rams football player/actor
Marshall Faulk, former NFL MVP and 2011 Pro Football Hall of Fame Inductee
Stephen Strasburg, 2009 MLB No. 1 overall draft pick, current Washington Nationals pitcher
Kawhi Leonard, Los Angeles Clippers forward/guard, two-time NBA Defensive Player of the Year, 2014 and 2019 NBA Finals MVP
Joe Gibbs, former Washington Redskins football coach, founder Joe Gibbs Racing
Graig Nettles, former New York Yankees baseball player
Brian Sipe, former Cleveland Browns football player/former Aztec assistant football coach
Stephen Strasburg, Washington Nationals pitcher, 2019 World Series MVP
Mark Reynolds, sailor, four-time Olympian, two-time Olympic gold medalist, three-time world champion
Marla Runyan, 1991-1994-2000 Olympian, visually impaired marathon runner
Gene Littler, former PGA tour golfer, winner - 1961 US Open
Kevin Kennedy, former major league manager



Merrill R. McPeak



Timothy J. Muris



Armen Keteyian



Jim Sinegal



R. Andrew Rathbone



Marion Ross



Ellen Ochoa



Kawhi Leonard

University President



10 STRAIGHT BOWL GAME APPEARANCES ▶ 21 CONFERENCE CHAMPIONSHIPS

Dr. Adela de la Torre was appointed by the California State University Board of Trustees as the new president of San Diego State University.

Arriving on campus in June 2018, Dr. de la Torre is the ninth permanent president of SDSU and the first woman to serve in that role. She brings with her 30 years of service in leadership roles at institutions of higher education, including the California State University system, the University of Arizona and the University of California, Davis.

Prior to her appointment as President, Dr. de la Torre worked in a variety of leadership positions at UC Davis, culminating in her role as vice chancellor for student affairs and campus diversity, where she oversaw a division encompassing 28 departments and units that provide services and facilities to foster academic success, student development and campus community. In addition, she spent 14 years from 2004-18 directing the UC Davis Center for Transnational Health and served a two-year stint (2009-11) as chair of the UC Davis Chi-

cana/Chicano Studies Department, after becoming the first Latina to receive the rank of distinguished professor.

During her tenure at Arizona from 1996-2002, Dr. de la Torre was the director of the Mexican American Studies and Research Center, successfully developing the first graduate program in Mexican American Studies. She also founded the College of Medicine's first federally funded Hispanic Center of Excellence.

Dr. de la Torre was also a professor at California State University, Long Beach, serving as chair of the department of Chicano/Latino Studies. She was additionally selected by members of the California State University system to serve a one-year appointment (1995-96) as a management fellow, which involved systemwide strategic planning, higher education legislative initiatives, enrollment and growth planning, as well as systemwide presidential and board of trustee meetings.

Dr. de la Torre's research focuses on aspects of Latino community health – an area where SDSU is a national leader. Her research

was previously recognized by the American Society of Hispanic Economists in 2016, when it honored her with its biennial Academic Achievement Award.

Dr. de la Torre's grandparents immigrated to the Central Valley from Mexico. She grew up in the Bay Area, where her grandmother and mother taught her important cultural traditions – the importance of family, the value of hard work and the power of education. Her mother attended both Modesto Community College and the University of California, Berkeley and was a public school teacher for 40 years.

Dr. de la Torre earned a bachelor of science degree in the political economy of natural resources and a master of science and Ph.D. in agricultural and resource economics all from Cal.



Adela de la Torre

Ninth University President



John David Wicker



Director of Athletics
Fifth Year at SDSU

■ **Career Experience:**

2016-Present....San Diego State
Director of Athletics

2015-16Georgia Tech
Sr. Associate Director of Athletics

2011-15.....San Diego State
Deputy Director of Athletics

2001-11.....Washington State
*Associate Athletic Director
Event and Facility Operations*

1999-2001.....Southern Miss
Event and Facilities Director

1996-99.....Georgia
*Assistant Director
Event Management*

■ **Education**

1997Georgia
*M.A. in Education
Sports Management emphasis*

1992Mississippi State
B.A. in Professional Accountancy



Winning Is What We Do

Below is a look at the highest combined winning percentages in football and men's basketball since the beginning of the 2010-11 season (entering 2020-21 academic year).

Rk.	School	W	L	Pct.
1.	Ohio State	364	121	.751
2.	San Diego State	351	128	.733
3.	Oregon	360	135	.727
4.	Michigan State	354	134	.725
5.	Duke	352	135	.723
6.	Wisconsin	350	139	.716
7.	Kentucky	352	142	.713
8.	Louisville	343	140	.710
9.	Cincinnati	334	138	.708
10.	Arizona	332	149	.690

John David Wicker

DIRECTOR OF ATHLETICS

John David Wicker was introduced as San Diego State University's new Director of Intercollegiate Athletics on Oct. 24, 2016.

"It feels great to be back on the Mesa," Wicker said. "I loved my four years here with the coaches, the staff and all the student-athletes. I'm thrilled with this opportunity and I am looking forward to helping SDSU Athletics move to next level of success."

Wicker was SDSU's Deputy Athletic Director from 2011 until leaving for Georgia Tech in July 2015. During his first term at SDSU, he was responsible for the day-to-day operations of the Aztecs athletics department, overseeing business operations, human resources, events and facilities, capital projects, strength and conditioning, academics, video and sport oversight for football, rowing, and men's and women's basketball.

"When we began this search, we envisioned a person who cares about our student athletes, whose integrity is paramount and whose competitive fire inspires greatness. In short, someone who embodies our ideal of 'winning it right.' John David Wicker is that person," said then-SDSU President Elliot Hirshman.

Prior to his time at SDSU, he was the Associate Athletic Director for Event and Facility Operations at Washington State from 2001-11. While at Washington State, he was responsible for event planning and game day responsibilities for all home athletic events, conference tourna-

ments and NCAA championships, day-to-day oversight and operations of all athletic facilities, and the liaison for the athletic department on capital projects.

From 1999 to 2001 Wicker served as Director of Event and Facility Operations at Southern Miss. At USM, he oversaw regular season and championship event operations, coordinated day-to-day maintenance of facilities, and was the liaison to the university on all capital projects. He also oversaw the design and initial construction of USM's \$11 million Athletic Center, which houses administrative and coaching offices, football locker room, weight room and training area.

Wicker also spent three years at Georgia from (1996-99), where he also worked for the Atlanta Committee for the Olympic Games in preparation for the 1996 Summer Olympics as the venue logistics manager for Sanford Stadium, home to the medal rounds for men's and women's soccer.

Wicker took over an athletic department that has enjoyed great success in recent years. The football team, which has finished with 10 victories in three of the last four seasons, made its 10th consecutive bowl game appearance in 2019. In addition, men's basketball is coming off a historic 30-2 campaign a year ago, highlighted by its seventh Mountain West regular-season title. Aztec squads, from women's track and field to men's and women's golf, to baseball and softball, have combined for 46 team conference

championships since the beginning of the 2012-13 school year.

"One of our top priorities will be to generate more excitement about Aztec Athletics on campus, in the community, and with our close to 300,000 alumni across the nation," Wicker said. "People around the country know what an incredible atmosphere Viejas Arena is. And that is in no small part because of the fans. There is no reason why we can't have a similar atmosphere at our football games, at Tony Gwynn Stadium for baseball, on the Sports Deck for soccer games and more."

Through his tireless efforts, Wicker was one of the driving forces behind the development of Aztec Stadium, the first major construction project to be implemented as part of SDSU Mission Valley, a 135-acre site on property previously owned by the city that included Aztec football's former home, SDCCU Stadium. In August 2020, ground was broken on the new and highly anticipated facility, which is scheduled for completion in the fall of 2022, along with the River Park.

Wicker graduated from Mississippi State in 1992 with a bachelor's degree in professional accountancy. He received his master's degree in education with an emphasis in sports management from Georgia in 1997.

Wicker resides in Santee, Calif., with his wife, Rachel, and daughters Scarlett Anne, and Waverly Lile.

66

San Diego State teams have advanced to NCAA championships in the last nine seasons (average 7.3 per year)

46

Team conference championships since the beginning of the 2012-13 season

13

SDSU is one of just 13 programs nationally that has played in a bowl game in each season since 2010 and one of just two from a non-Power Five conference, along with Boise State



GENERAL INFORMATION

Mailing Address

SDSU Department of Athletics
5500 Campanile Drive
San Diego, CA 92182-4313
Phone Number - (619) 594-3019

Media Relations Overnight Address

Fowler Athletics Center, Suite 3014
5302 55th Street
San Diego, CA 92115

STAFF DIRECTORY

Administration - (619) 594-3019

John David Wicker, Athletic Director
Jenny Bramer, Executive Associate Athletic Director/SWA
Steve Schnall, Executive Associate Athletic Director - External Relations
Derek Grice, Executive Associate Athletic Director - Mission Valley Development
Chuck Lang, Senior Associate Athletic Director - Business Administration
Mike May, Senior Associate Athletic Director - Communications & Media Relations
Tim Rice, Senior Associate Athletic Director - Development
Bobby Smitheran, Senior Associate Athletic Director - Student-Athlete Academic Support Services (SAASS)
Tim Lanski, Associate Athletic Director - Compliance
Gladie Jaffe, Senior Athletics Coordinator
Allison Tenenbaum, Administrative Services Coordinator

Academic Services - (619) 594-3395

Bobby Smitheran, Senior Associate Athletic Director - SAASS
Dr. Bre White, Assistant Director of SAASS
Willie Judd, Academic Advisor
Monique Cinatl, Academic Advisor
Hailey Devlin, Academic Advisor
Madeleine Brown, Assistant Learning Specialist
Olivia Grice, Asst. Learning Specialist/Academic Advisor
Kelli Magargal, Academic Coordinator
Samantha Oshiro, Academic Coordinator
Jessica Athowe, Student-Athlete Services Coordinator
Danielle Kelly, Student-Athlete Development Coordinator

Business Office - (619) 594-4996

Chuck Lang, Senior Associate Athletic Director - Business Administration
Jesse Stephens, Assistant Business Office Manager
Andrew Miller, Accounting Analyst
Sharon Kuhfal, Accounting Technician

Compliance - (619) 594-3395

Tim Lanski, Associate Athletic Director - Compliance
Kelly Giblin, Assistant Athletic Director - Compliance
Sydni Toilolo, Compliance Assistant
Jessica Hasson, Financial Aid Coordinator
Lori Mitchell, Administrative Support Coordinator

Development - (619) 594-5162

Tim Rice, Senior Associate Athletic Director - Development
Tyler Mariucci, Associate Athletic Director/Executive Director - Aztec Club
Morgan McSweeney, Assistant Athletic Director - Aztec Club
Esteban Arriola, Aztec Club Director
Sherry Bertram, Assistant Director - Aztec Club/Annual Giving
Caroline Draper, Assistant Director - Aztec Club
Victoria Mace, Development Coordinator
Steve Fisher, Special Consultant

Equipment Services - (619) 594-4951

Angie Garza, Director of Equipment Services
Sonny Sanfilippo, Assistant Director of Equipment Services
Samantha Sneddon, Equipment Attendant

Facilities & Operations - (619) 594-4191

Dave Noll, Assistant Athletic Director of Operations - Event Management
Lesley Fong, Assistant Athletic Director of Operations - Special Events and Projects
Louis Schenk, Facilities and Operations Specialist
Brittany Parrish, Facilities and Operations Coordinator
Melissa Boscarino, Facilities and Operations Coordinator
Toriana Johnson, Facilities and Operations Assistant

Marketing & Corporate Sales - (619) 594-4549

Lisa Pearson, Associate Athletic Director - Marketing and New Media
Todd Greenbaum, Assistant Athletic Director - Marketing, Sales and Fulfillment
Sarah Jansky, Outbound Ticket Revenue Manager

Media Relations - (619) 594-5547

Mike May, Senior Associate Athletic Director - Communications & Media Relations
Jamie McConeghy, Assistant Athletic Director - Media Relations
Ben Pearson, Assistant Media Relations Director
Jim Solien, Assistant Media Relations Director
Richard Stern, Assistant Media Relations Director
Maddie Heaps, Media Relations Coordinator
Jason Bott, Coordinator of Multimedia Productions

Sports Medicine - (619) 594-5551

Patrick Spieldenner, Associate Athletic Director - Sports Medicine/Head Athletic Trainer
Jacob Callahan, Associate Athletic Trainer
Sergio Ibarra, Associate Athletic Trainer
Queenie Soriano, Associate Athletic Trainer
Elizabeth Antosz, Assistant Athletic Trainer
Natalie Ater, Assistant Athletic Trainer
Madisyn Chavez, Assistant Athletic Trainer
Lisa Contois, Assistant Athletic Trainer
Amy McDonald, Assistant Athletic Trainer
Josh Nutsch, Assistant Athletic Trainer
Sara Paul, Assistant Athletic Trainer
Domanique Peretti, Assistant Athletic Trainer
Daniel Rodgers, Assistant Athletic Trainer
Deborah Callahan, Assistant Athletic Trainer/
Clinic Student-Athlete Insurance Coordinator

Strength & Conditioning - (619) 594-4273

Adam Hall, Assistant Athletic Director - Strength & Conditioning
Eddie Padilla, Assistant Director - Strength & Conditioning
Derrick Baker, Assistant Strength & Conditioning Coach
Orin Catrett, Assistant Strength & Conditioning Coach
James Chassin, Assistant Strength & Conditioning Coach
Justin Landry, Assistant Strength & Conditioning Coach
Michael Young, Assistant Strength & Conditioning Coach

Ticket Office - (619) 594-7892

Gina Ballistreri, Associate Athletic Director - Ticket Operations
Steven Gilmore, Assistant Athletic Director - Ticket Operations
Guillermo Sanchez-Aldana, Ticket Office Coordinator
Adam Savoie, Ticket Operations
Marissa Santoyo, Ticket Operations

Video Staff - (619) 594-7617

Brian Murphy, Video Coordinator
Gregg Nassen, Video Assistant for Football

Technology Services - (619) 594-4263

Scott Horvath, Assistant Athletic Director of Information Technology

COACHING STAFFS

Baseball - (619) 594-6889

Mark Martinez, Head Coach
Sam Peraza, Associate Head Coach/Pitching Coach
Joe Oliveira, Assistant Coach/Recruiting Coordinator

Men's Basketball - (619) 594-6249

Brian Dutcher, Head Coach
Chris Acker, Assistant Coach
David Velasquez, Assistant Coach
Jay Morris, Assistant Coach
Mark Fisher, Assistant to the Head Coach
Matt Soria, Assistant AD/Director of Basketball Operations
JD Pollock, Director of Player Development
Leana DeKock, Administrative Assistant

Women's Basketball - (619) 594-4095

Stacie Terry-Hulston, Head Coach
Marsha Frese, Assistant Coach
Ciara Carl, Assistant Coach
Nick Grant, Assistant Coach
Jon Silver, Assistant AD/Director of Basketball Operations
Mercedes Riggs, Director of Player Development
Jordan Mottershaw, Administrative Assistant

Women's Rowing - (619) 594-0650

Bill Zack, Head Coach
Daniel Duxbury, Assistant Coach
Alyssa Lamb, Assistant Coach

Women's Track & Cross Country - (619) 594-5514

Shelia Burrell, Head Coach
Greg Garza, Assistant Coach
Alrick Munroe, Assistant Coach

Football - (619) 594-6769

Brady Hoke, Head Coach
Jeff Horton, Associate Head Coach
Hunkie Cooper, Assistant Coach
Doug Deakin, Assistant Coach
Sava'i Eselu, Assistant Coach
Kyle Hoke, Assistant Coach
Jeff Hecklinski, Assistant Coach
Kurt Mattix, Assistant Coach
Mike Schmidt, Assistant Coach
Jordan Thomas, Assistant Coach
Demetrius Sumler, Assistant Coach
Ruben Pena, Director of Operations
Gary Bernardi, Offensive Analyst
Kevin Wolthausen, Defensive Analyst
Taylor Long, Football Office Coordinator
Matt Razzano, Assistant for Football Recruiting
Craig Smith, Football Operations Specialist

Men's Golf - (619) 594-4334

Ryan Donovan, Head Coach
Evan Emerick, Director of Golf Operations

Women's Golf - (619) 594-7665

Leslie Spalding, Head Coach
Alyssa Waite, Assistant Coach

Women's Lacrosse - (619) 594-6548

Kylee White, Head Coach
Brandi Padilla, Assistant Coach
Taylor Gait, Assistant Coach

Men's Soccer - (619) 594-0136

Ryan Hopkins, Head Coach
Carlos Aguilar, Assistant Coach
Tom Pool, Assistant Coach

Women's Soccer - (619) 594-3749

Mike Friesen, Head Coach
Chassion Griggs, Assistant Coach
Cole Schmit, Assistant Coach

Softball - (619) 594-1952

Kathy Van Wyk, Head Coach
Stacey Nuveman Deniz, Associate Head Coach
Mia Longfellow, Assistant Coach

Women's Swimming & Diving - (619) 594-5883

Mike Shrader, Head Coach
Stephen Almutt, Associate Head Coach
Roland McDonald, Diving Coach

Men's Tennis - (619) 594-5084

Gene Carswell, Head Coach
Jeff Thomsen, Associate Head Coach

Women's Tennis - (619) 594-6505

Peter Mattera, Head Coach
Nicolas Vinel, Associate Coach

Women's Volleyball - (619) 594-5064

Brent Hilliard, Head Coach
Melanie Greene, Assistant Coach/Recruiting Coordinator
Steve Timmons, Assistant Coach
Kara Barksdall, Operations Assistant

Women's Water Polo - (619) 594-0649

Carin Crawford, Head Coach
Dana Ochsner, Assistant Coach

Band - (619) 594-1600

Bryan Ransom, Band Director

Cheerleading - (619) 594-4549

Jennifer Long, Head Coach

Aztec Hall of Fame



10 STRAIGHT BOWL GAME APPEARANCES ► 21 CONFERENCE CHAMPIONSHIPS

AZTEC HALL OF FAME INDUCTEES

1988

- Laurel Brasse - W. Volleyball (1974, 1981)
- Willie Buchanan - Football (1970-71)
- John Butler - Football (1933-35)
- Don Coryell - Football Coach (1961-72)-
- Fred Dryer - Football (1967-68)
- Gary Garrison - Football (1964-65)
- Gene Littler - M. Golf (1949-52)
- Haven Moses - Football (1966-67)
- Graig Nettles - Baseball (1964-65); M. Basketball (1964-65)
- C.E. Peterson - Football Coach (1921-29); M. Bball Coach (1921-26); T&F Coach (1922-46)
- Milton Phelps - M. Basketball (1939-41)
- Art Preston - Football (1949-51); Baseball (1950-52)
- Arnie Robinson - M. Track & Field (1970-71)
- Dennis Shaw - Football (1968-69)
- Brian Sipe - Football (1969-71)
- Willie Steele - M. Track & Field (1947-48); M. Basketball (1947); Baseball (1949)

1989

- Kevin Crow - Soccer (1979-82)
- Morris Gross - Football, Baseball, M. Basketball Coach (1929-42)
- Tony Gwynn - Baseball (1979-81); M. Basketball (1978-81)
- Don Horn - Football (1965-66)
- Jack Rand - M. Track & Field (1934-35); Football (1932-34)

1990

- Tim Delaney - Football (1968-70)
- Art Linkletter - M. Basketball (1932-34); M. Swimming (1932-34)
- Judy Porter - W. Basketball (1980-83)
- Tom Reynolds - Football (1969-71)

1991

- Steve Copp - M. Basketball (1973-76)
- Chuck Courtney - M. Golf (1960-61)
- Tom Dahms - Football (1947-49)
- Monte Jackson - Football (1973-74)
- Angela Rock - W. Volleyball (1981-84)

1992 FAME

- Barbara Barrow - W. Golf (1974-77)
- Bud Black - Baseball (1978-79)
- Deby LaPlante - W. Track & Field (1979-80)
- Tony Pinkins - M. Basketball (1955-57)
- Bob Smith - M. Track & Field (1949-50)
- Charlie Smith - Baseball Coach (1934-64)

1993

- Tom Ables - Honorary
- Michael Cage - M. Basketball (1981-84)
- Vidal Fernandez - M. Soccer (1977-79)
- Ann Lebedeff - W. Tennis (1972-74)
- Tom Nettles - Football (1966-68)
- LaTanya Sheffield - W. Track & Field (1983-86)

1994

- Patricia Mang - Softball (1987-88)
- Chris Marlowe - M. Volleyball (1972-73); M. Basketball (1970-73)
- Bill Schutte - Football Coach (1972-55)
- Nate Wright - Football (1967-68)
- George Ziegenfuss - M. Basketball Coach (1948-69)

1995

- Marcelo Balboa - M. Soccer (1988-89)
- Bob Brady - M. Basketball (1952-54)
- Claudie Minor - Football (1972-73)
- Micki Schillig - W. Tennis (1980-83)
- Frank Scott - M. Golf Coach (1948-83)

1996

- Paul Mott - Football, M. Basketball, M. Track & Field (1925-28)
- Ramona Pagel - W. Track & Field (1983-84)
- Todd Santos - Football (1984-87)
- Eric Wynalda - M. Soccer (1987-89)

1997

- Vicki Cantrell - W. Volleyball (1980-83)
- Kenny Hale - M. Basketball (1941, 1946-47)
- Joel Kramer - M. Basketball (1974, 1976-78)
- Duncan McFarland - M. Volleyball (1973)

1998

- Marshall Faulk - Football (1991-93)
- Chris Gwynn - Baseball (1983-85)
- Mary Holland - W. Volleyball (1979-82)
- Dick Mitchell - M. Basketball (1940-42)
- Chana Perry - W. Basketball (1988-89)

1999

- Lennie Clements - M. Golf (1976-79)
- Laura DeSnoo - W. Track & Field (1983-86)
- Harry Hodgetts - M. Basketball (1937-41)
- Carol Plunkett - W. Tennis Coach (1976-94)
- Wendy Wheat - W. Volleyball (1977-80)

2002

- 1940-41 M. Basketball Team
- 1987 M. Soccer Team
- Joe Gibbs - Football (1961-63); Football Coach (1965-66)
- Norm Nygaard - Football (1952-54)
- Falisha Wright - W. Basketball (1992-95)

2003

- 1973 M. Volleyball National Champions
- Marla Runyan - W. Track & Field (1988-91)
- Al Skalecky - M. Basketball (1966-68)
- Nicole Storto - W. Tennis (1990-93)

2004

- Mike Douglass - Football (1976-77)
- Rod Downhower - Football (1963-64)
- Claude Gilbert - Football Coach (1967-80, 1995-99)
- Travis Lee - Baseball (1994-96)
- Carrie McLaughlin Stathas - W. Track & Field (1981-83)
- Ron Reina - Broadcaster (1969-86)

2005

- 1987 M. Rugby National Champions
- Henry Allison - Football (1969-70)
- Kern Carson - Football (1961-63)
- Bernie Finlay - Basketball (1958-60)
- Lynn Kanuka - W. Cross Country/Track & Field (1980-82)

2006

- Bob Breitbard - Football (1938-40); Football Coach (1945)
- Kim Goetz - M. Basketball (1978-79)
- Cynthia MacGregor - W. Tennis (1983-86)
- Neal Petties - Football (1961-63)
- Craig Scoggins - Football (1965-66)

2007

- Bob Cluck - Baseball (1966-67)
- Mike Dodd - M. Basketball (1975-79); M. Volleyball (1978-80)
- John Duich - Football (1935, 1937-38)
- Steve Duich - Football (1966-67)
- Jay Gutowski - Football (1953-56)
- Bobby Meacham - Baseball (1979-81)
- Rachel Scott-Ruano - Water Polo (1995-98)

2008

- Isaac Curtis - Football (1972)
- John Farris - Football (1962-64)
- Kieishsha Garnes - W. Basketball (1991-92)
- Mark Grace - Baseball (1985)
- Bobby Howard - Football (1965-66)

2009

- 1966 Wire Service College Division Football National Champions
- Toni Himmer - W. Volleyball (1980-83)
- Oliver Maiberger - M. Tennis (2000-03)
- Mario Mendez - Football (1961-63)
- Jeff Staggs - Football (1965-66)
- Ralph Wenzel - Football (1964-65)

Aztec Hall of Fame



10 STRAIGHT BOWL GAME APPEARANCES ▶ 21 CONFERENCE CHAMPIONSHIPS

2010

- Tonette Dyer - W. Track & Field (2002-05)
- Kabeer Gbaja-Biamila - Football (1996-99)
- La'Roi Glover - Football (1992-95)
- Doug Harvey - Baseball (1955-56)
- John Hyden - M. Volleyball (1992-95)
- Fred Miller - Director of Athletics (1985-95)

2011

- 1958 NAIA Baseball National Champions
- Dick Barnes - M. Basketball (1946, 1948-50)
- Sandra Durazo - Softball (1998-2001)
- Kyle Turley - Football (1994-97)
- Quentin Wheeler - W. Track & Field (1975-76)

2012

- Dr. O. Kenneth Karr, Director of Athletics (1969-78)
- Randy Holcomb - M. Basketball (2001-02)
- Mike Malano - Football (1996-99)
- Liane Sato - W. Volleyball (1985-86)
- J.R. Tolver - Football (1999-2002)

2013

- Brandon Heath - M. Basketball (2003-07)
- Mark Reynolds - Sailing (1975-79)
- Charles "Choc" Sportsman - M. Track and Field Coach (1947-66)
- Michelle Suman - W. Basketball (1991-95)
- Don Warren - Football (1976-79)

2014

- Shayla Valentine - W. Track & Field (2002-05)
- Pete Inge - Football (1976-79)
- Kirk Morrison - Football (2001-04)
- Stephen Strasburg - Baseball (2007-09)
- Kyle Whittemore - M. Soccer (1984, 86-88)

2015

- Billy Blanton - Football (1994-96)
- Larry Godfrey - M. Track & Field (1965)
- Ed Imo - Football (1976-77)
- Karoline Koehler - W. Track & Field (2007-10)
- Anthony Watson - M. Basketball (1983-86)

2016

- Kawhi Leonard - M. Basketball (2010-11)
- Miesha McKelvey-Jones - W. Track & Field (1997-99)
- Leon Parma - Football (1948-50) - Lifetime Achievement
- Noel Prefontaine - Football (1995-96)
- Steve Williams - M. Track & Field (1974)

2017

- Whitney Ashley - W. Track & Field (2011-12)
- Steve Fisher - M. Basketball (1999-2017) - Head Coach
- D.J. Gay - M. Basketball (2008-11)
- Craig Penrose - Football (1974-75)
- Whip Walton - Football (1974-77)

2018


- Ernie Anderson - Staff Photographer (1968-2020) - Lifetime Achievement
- Jamaal Franklin - M. Basketball (2011-13)
- Holly Hartzell - W. Water Polo (2001-04)
- Lon Hinkle - M. Golf (1970-72)
- Travis Hitt - Football (1973-76)
- Larry Ned - Football (1998-2001)

2019


- Jim Dietz - Baseball (1972-2002) - Head Coach
- Tally Hall - M. Soccer (2003-06)
- Jené Morris - W. Basketball (2008-10)
- Xavier Thames - M. Basketball (2011-14)
- Shanika Thomas - W. Track & Field (2011-14)




1998
Marshall Faulk



1989
Tony Gwynn




2003
Marla Runyan



2016
Kawhi Leonard



2010
Kabeer Gbaja-Biamila



1995
Micki Schillig

The Mountain West



10 STRAIGHT BOWL GAME APPEARANCES ▶ 21 CONFERENCE CHAMPIONSHIPS



Mountain West
10807 New Allegiance Drive
Suite 250
Colorado Springs, CO 80921

Phone: (719) 488-4040
Fax: (719) 487-7240

This is the Mountain West

From its inception in 1999, the Mountain West has been committed to excellence in intercollegiate athletics, while promoting the academic missions of its member institutions. Progressive in its approach, the MW continues to cultivate opportunities for student-athletes to compete at the highest level while fostering academic achievement and sportsmanship. Now in its 22nd year, the MW has been assertive in its involvement with the NCAA governance structure and has taken a leadership role in the overall administration of intercollegiate athletics.

The Mountain West has marked several achievements during its first 21 years, most notably becoming the first to establish a sports television network dedicated solely to an intercollegiate athletic conference (The Mtn.). The Mountain West also was the first to experiment with the coaches' challenge in the college football instant replay system, and was the first non-automatic-qualifying BCS conference to participate in four BCS bowl games, winning three. In the inaugural year of the new College Football Playoff system, Boise State earned the automatic slot into a New Year's Six bowl game as the highest-ranked champion from the Group of Five 5 conferences. The Broncos defeated then 10th-ranked Arizona 38-30 in the VIZIO Fiesta Bowl. In 2011-12, the Mountain West was among the first conferences to implement a league-wide state-of-the-art basketball instant replay system.

Changes in the NCAA governance structure set the table for another Conference first, when two members of the MW Student-Athlete Advisory Committee (SAAC) were included in the June 2014 meeting of the Mountain West Board of Directors. New Mexico track and field athlete Kendall Spencer, the national chair of the 2014-15 NCAA Division I Student-Athlete Advisory Committee, and Air Force Academy volleyball player Emma Dridge joined the BOD members in this historic meeting to advance the discussion on student-athlete involvement in the NCAA and MW governance structure. For the last six academic years, MW student-athletes have participated in monthly membership calls and have joined MW administrators in the annual Joint Council Spring Meetings in Arizona.

The Mountain West is well-represented within the new NCAA governance structure, including individuals who were appointed to serve on committees tasked with managing the day-to-day business of Division I athletics. Kendall Spencer, the former chair of the DI Student-Athlete Advisory Committee and UNM track & field athlete, was the first student-athlete in the history of the organization to serve on the Division I Board.

Additionally, the Mountain West was the only conference to have the same member institution with No. 1 overall picks in both the NFL and NBA drafts in the same year (Utah's Alex Smith and

Andrew Bogut, respectively in 2005). With UNLV's Anthony Bennett claiming the No. 1 pick in the 2013 NBA Draft, the Mountain West is one of three conferences to have multiple No. 1 NBA draft selections since 2000. Also, with San Diego State's Stephen Strasburg earning the No. 1 pick in the 2009 MLB Draft, the Mountain West is one of three conferences to have the No. 1 selection in each of the NFL, NBA and MLB drafts since the MW was founded in 1999.

The Mountain West is noted for its geographic diversity. Some of the most beautiful terrain and landscapes in the nation can be found within Mountain West boundaries, including the majestic Rocky Mountain range, which borders five MW institutions (Air Force, Boise State, Colorado State, New Mexico and Utah State). The high plains of Wyoming (elevation 7,220 feet – the highest Division I campus in the nation) contrast with the desert cities of Las Vegas and Reno, home to UNLV and Nevada, respectively, while Fresno State, San Diego State and San José State add a West coast influence with their locations in Central, Southern and Northern California. The inclusion of the Hawai'i football program extends the Mountain West footprint to the beautiful islands in the Pacific Ocean, while the addition of the women's soccer program at Colorado College gives the MW an additional presence in the Rocky Mountains.

History

The Mountain West was conceived on May 26, 1998, when the presidents of eight institutions — Air Force, BYU, Colorado State, New Mexico, San Diego State, UNLV, Utah and Wyoming — decided to form a new NCAA Division I-A intercollegiate athletic conference. The split from a former 16-team conference re-established continuity and stability among the membership within the new league and signaled the continuation of its tradition-rich, long-standing athletic rivalries. Three of the MW's eight original members have been conference rivals since the 1960s (New Mexico, Wyoming and Colorado State), while San Diego State (1978) and Air Force (1980) were longtime members as well. UNLV and TCU entered the fold in 1996 and the Rebels continued as one of the original eight institutions that formed the MW in 1999. TCU re-joined the group with its first year of competition in the Mountain West in 2005-06. With conference realignment sweeping the nation in recent years, the MW has been proactive in addressing membership changes. Boise State joined the Mountain West in 2011-12, followed by Fresno State and Nevada on July 1, 2012. Also on July 1, 2012, Hawai'i became a football-only member of the Conference. On July 1, 2013, the Mountain West further expanded when San José State and Utah State joined the Conference, bringing to 11 the number of full-time member institutions and 12 football-playing members. On July 1, 2014, the Colorado College women's soccer program became the first non-football affiliate member of the Mountain West, expanding that sport to 12 Conference participants.

Entering the 2020 season, the MW has nine postseason opportunities, including a spot in a New Year's Six Bowl (highest ranked non-autonomous 5 champion), five (5) primary bowl positions with the Los Angeles Bowl, Famous Idaho Potato Bowl,

New Mexico Bowl, NOVA@ Home Loans Arizona Bowl and SoFi Hawai'i Bowl - and three secondary positions.

An innovator in the postseason bowl structure, the MW engineered many "firsts," as league teams have participated in six inaugural bowl games (2000 Silicon Valley, 2001 New Orleans, 2002 San Francisco (Emerald), 2005 Poinsettia, 2006 New Mexico, 2015 Arizona), as well as placing the first non-automatic-qualifying FBS team into a BCS bowl game with Utah's appearance in the 2005 Tostitos Fiesta Bowl and into the College Football Playoff (CFP) with Boise State's selection to the 2014 Tostitos Fiesta Bowl.

2019-20 Review

From the gridiron to the diamond, Mountain West teams enjoyed a strong year in 2019-20. In football, the seventh annual MW Football Championship Game took place on December 7, 2019, at Albertsons Stadium in Boise, Idaho. The Broncos, champions of the Mountain Division, hosted West Division champion Hawai'i with the Broncos claiming their third Conference title, 31-10.

For the sixth straight season, the Mountain West sent at least six teams into postseason bowl games. The league has earned 103 bowl bids since 1999 and holds a 56-46 (.549) all-time record (2018 First Responder Bowl between Boise State and Boston College was canceled due to weather). The 2019 bowl season marked the 12th consecutive year the MW sent at least five teams to bowls and the 16th time overall since the league's inception. The seven bowl participants marked the most since 2016 and tied for second-most all-time (eight in 2015).

San Diego State captured the Mountain West regular-season men's basketball title, while Utah State won the tournament championship for the second year in a row. The Aztecs finished the season as one of three teams in men's Division I hoops with just two losses. In addition, SDSU was the first program to reach 30 victories this year. San Diego State finished the campaign ranked No. 6 in both major polls and climbed as high as No. 4 during the 12th week of the season.

In women's basketball, Fresno State won its first outright Mountain West regular-season title with a 16-2 Conference record. Boise State won its fourth-consecutive Conference tournament title, defeating the Bulldogs to become the first program to win the league tournament four-straight seasons. The postseason in men's and women's basketball was canceled due to the COVID-19 pandemic.

In women's volleyball, Colorado State earned its 25th consecutive NCAA tournament appearance, while securing the programs 16th Mountain West title. The Rams concluded the season with an NCAA tournament loss in the opening round against South Carolina after posting a 29-2 record, including 18-0 in MW play. Boise State, UNLV and Wyoming all participated in the NIVC.

After back-to-back regular-season titles, Boise State earned its first MW title in women's soccer in 2019, as the Broncos made their second overall NCAA Tournament appearance and first since joining the MW.

In cross country, the New Mexico women's program won its



Craig Thompson
Commissioner



Bret Gilliland
Deputy
Commissioner



Jamie Hixson
Associate
Commissioner



Brian Tripp
Associate
Commissioner
Broadcast Production



Javan Hedlund
Assoc. Commissioner
External Communication
Strategy



Stuart Buchanan
Director of
Strategic
Communications



Theresa Kurtz
Assoc. Director of
Strategic
Communications



Justin Packard
Manager
Digital and
Social Media

The Mountain West



10 STRAIGHT BOWL GAME APPEARANCES ▶ 21 CONFERENCE CHAMPIONSHIPS

12-straight MW title, while the Utah State men's program earned its first Conference title. UNM junior Weini Kelati won the NCAA individual championship in the 6K, crossing the finish line in a time of 19:47.5 and with an impressive 9.6-second margin of victory.

During the indoor track season, a total of 17 All-American honors were earned by Mountain West student-athletes following the 2020 indoor season. For the second year in a row, Colorado State claimed the Mountain West Men's Indoor Track & Field Championship, while UNLV won the MW Women's Indoor Track & Field Championship. It marked the fourth MW championship for the Colorado State men's indoor track & field program and the second for the UNLV women's track & field program.

In women's swimming and diving, San Diego State won its second-consecutive Mountain West title and fifth overall, while nine MW student-athletes earned CSCAA All-American honors.

On March 12, the Mountain West Board of Directors canceled all spring sports competitions and MW championships due to the COVID-19 pandemic, ultimately shortening the seasons for baseball, men's and women's golf, softball, men's and women's tennis and outdoor track and field.

Opportunity

The Mountain West provides a first-class athletic and academic experience for more than 5,100 student-athletes each year. Over the past 21 years, 43 Mountain West student-athletes have earned NCAA Postgraduate Scholarships, and since the league's inception in 1999, an additional 41 student-athletes have been named MW Scholar-Athlete of the Year and awarded league-sponsored postgraduate scholarships. Four Mountain West student-athletes have earned distinction as Rhodes Scholars (Jessica Mellinger, Wyoming, and Delavane Diaz, Brittany Morreale and Rebecca Esselstein, Air Force).

Conference student-athletes are also given a voice regarding

pertinent issues within the MW and NCAA governance structure through representation on the Student-Athlete Advisory Committee (SAAC). The Mountain West SAAC is comprised of 24 members (22 student-athlete representatives, the MW representative to the Division I National SAAC and one faculty athletics representative). The committee reviews and reacts to legislation and to other topics referred by the Conference constituent groups or committees related to the student-athlete experience. Since the inclusion of two SAAC members at the June 2014 meeting of the MW Board of Directors, the Conference maintains its commitment to the participation of student-athletes in its governance structure, which is consistent with the Mountain West's focus on enhancing the student-athlete experience.

Academic Consortium

From the outset, Mountain West member institutions have been committed to creating strong academic relationships, as well as athletic competition. To that end, the chief academic officers of each institution have explored academic exchange programs, library crossovers and shared research. In addition, the faculty athletics representatives routinely provide academic assistance and test-taking services for student-athletes visiting from fellow member institutions for competition.

Achievement

The MW has produced 1,545 All-America selections among its 18 sponsored sports (men's swimming was discontinued as a Conference sport following the 2010-11 season) in the last 20 years, including a league-record 103 All-America honorees in 2016-17. A total of 208 MW student-athletes have also earned Academic All-America accolades in that span. The Mountain West has sent at least 25 teams to NCAA postseason events in each of the past 21 years, capturing five team national championships in women's cross country and producing 50 individual

national champions in the sports of men's golf, men's cross country, women's diving, and men's and women's indoor track & field and outdoor track & field.

Mountain West members have participated in 103 bowl games under the league umbrella, including four appearances in BCS games and one CFP game. The MW has earned 84 postseason bids in men's basketball, with six Sweet 16 appearances, as well as three NIT Final Four berths. MW women's basketball has tallied 81 postseason slots, including 38 NCAA bids, five Sweet 16 appearances and one Elite Eight berth since 2000. Wyoming won the MW's first WNIT championship in 2007 with a win over Wisconsin. In women's volleyball, the MW has had 44 NCAA bids with nine Sweet 16 berths and one Elite Eight appearance. Women's soccer has earned 34 NCAA bids since 1999, with two Sweet 16 berths and one Elite Eight appearance. Mountain West men's golf has sent at least three teams to the NCAA Men's Golf Regionals in each of its 20 years, while women's golf has had at least three teams participate in NCAA Regionals 15 of the last 20 years.

Sportsmanship

Named a Sports Ethics Fellow by the Institute for International Sport in 1998, Commissioner Thompson has been a driving force for sportsmanship within intercollegiate athletics. As part of its continuing growth and development, the Mountain West implemented an extensive Sportsmanship Initiative, endorsed by both the MW Joint Council and MW Board of Directors. The program is made up of several elements, which are both practical and philosophical in nature. While the MW has significant penalties in place to deal with violations, the Sportsmanship Initiative is primarily promotional and educational in nature. The goal is to develop an environment that fosters appropriate behavior from all Conference constituencies.



The Aztecs celebrate after defeating Wyoming, 27-24, in the Mountain West Championship Game on Dec. 3, 2016, which marked the 21st conference championship in program history.

Dignity Health Sports Park



10 STRAIGHT BOWL GAME APPEARANCES ▶ 21 CONFERENCE CHAMPIONSHIPS

As the San Diego State football program awaits the completion of its new state-of-the-art stadium in Mission Valley, the Aztecs will play their home games for the 2020 and 2021 seasons at Dignity Health Sports Park in Carson, California.

Developed by Anschutz Entertainment Group (AEG) and managed by AEG Facilities, the privately financed Dignity Health Sports Park was constructed for \$150 million over a 125-acre site on the campus of California State University, Dominguez Hills (CSUDH).

Offering world-class competition and training facilities for amateur, Olympic, collegiate and professional athletes in the heart of Southern California, Dignity Health Sports Park is home to Major League Soccer's LA Galaxy, the five-time MLS Cup champions, as well as the United States Tennis Association's (USTA) High-Performance Training Center and the national team training headquarters for the U.S. Soccer Federation (USSF).

In addition, Dignity Health Sports Park has welcomed many professional football events over the past several years, including the NFL's Los Angeles Chargers, who called the facility home for three seasons from in 2017-19, while the XFL's Wildcats made their debut in the spring of 2020. The venue also played host to the NFLPA Collegiate Bowl from 2012-17.

Dignity Health Sports Park features a 27,000-seat stadium for football, soccer and other athletic competitions and outdoor concerts; an 8,000-seat tennis stadium; a 2,000-seat facility for track & field, and a 2,450-seat indoor velodrome – the VELO Sports Center – for track cycling.

Dignity Health Sports Park opened on June 1, 2003, with the inaugural Home Depot Track & Field Invitational and has showcased some of the best national and international competitions in the world. In the facility's first year of operation, it hosted the 2003 MLS All-Star Game, the 2003 MLS Cup game and the 2003 FIFA Women's World Cup championship match.

Since then, Dignity Health Sports Park has featured numerous major soccer tournaments and matches, including the qualifying for the prestigious Copa Libertadores - InterLiga, SuperLiga, CONCACAF Men's & Women's Gold Cup matches and the World Series of Football. The complex also welcomed the LA Women's Tennis Championships presented by Herbalife, a Tier II Sony Ericsson WTA Tour event, from 2004-09. The facility is also home to the nation's premier indoor velodrome and hosted the UCI Track Cycling World Cup Classics 2005-07, and, in 2005, hosted the World Championships

Dignity Health Sports Park's commitment to athletics and training also extends to the surrounding communities. Tennis courts, soccer training fields and a three-mile jogging trail with 12 fitness stations around the perimeter of the development is available to local residents, as well as other facilities and amenities. Through foundations established by AEG-operated entities such as the Galaxy, the Los Angeles Kings (NHL) and STAPLES Center, more than \$5 million has been pledged to community organizations in the last decade, including new donations targeting the local Carson community established by the ASCSC Community Foundation.

With the venue change, San Diego State football concluded its memorable 53-year run at SDCCU Stadium in 2019. In their final two home games at the facility, the Aztecs emerged victorious against long-time rivals Fresno State (17-7) and Brigham Young (13-3). Between 1967 and 2019, SDSU accumulated an overall record of 221-113-6 (.659) at the venue.

From 1936-66, the Aztecs played most of their home games in Aztec Bowl, a 13,000-seat stadium on campus,



where they compiled a record of 77-44-5 (.636), along with the 34,500-seat Balboa Stadium in downtown San Diego.

In 1966, a then-record crowd of 35,342 fans jammed Balboa Stadium to see SDSU meet North Dakota State. North Dakota State was the No. 1 small college team in the nation at the time, but the Aztecs won the game in a rout, 36-0. The victory served as a springboard for San Diego State's national small college championships in 1966, 1967 and 1968 and a move to Division I after the conclusion of the 1968 season.

From 1921-35, the Aztecs' home field alternated between Balboa Stadium (38-42-4) and Lane Field (12-12-4) with an occasional game played on the old Normal School campus at College Field (9-3-1). Two games were also played at Aztec Field, the old track and field stadium which was located north of the Conrad Prebys Student Union.

Stadium Facts

- ▶ 27,000-seat capacity
- ▶ 41 luxury suites, 6 event suites, 14 terrace cabanas
- ▶ 1,332 club seats
- ▶ Natural grass field
- ▶ 5,100 square foot curved LED video display
- ▶ Second video display on south end
- ▶ LED field boards
- ▶ 988 linear feet of LED ribbon boards
- ▶ State-of-the-art high-efficiency LED sports lights


Directions

Dignity Health Sports Park is located at 18400 Avalon Boulevard, Carson, California 90746

From San Diego State University (without toll road), Head west on I-8 from College Avenue for 3.4 miles, use the right three lanes to merge onto I-805 north toward Los Angeles. I-805 will merge into I-5. Continue on I-5 north for 62 miles, keep right at fork and merge onto I-405 north, follow signs for Long Beach. After 23 miles, keep left at fork to re-

main on I-405 north. Take exit 35 for Avalon Blvd North. Keep right at fork and merge onto S. Avalon Blvd. Pass by Starbucks on the right and destination will be on the right.

From San Diego State University (using toll road), Head west on I-8 from College Avenue for 3.4 miles, use the right three lanes to merge onto I-805 north toward Los Angeles. I-805 will merge into I-5. Continue on I-5 north for 53.5 miles, use right three lanes for exit 85A for highway 73 north, which is a toll road. After 17 miles, use the left three lanes to take exit 18A and merge onto I-405 north toward Long Beach. Continue on I-405 north, keeping in left three lanes after 13 miles. Take exit 35 for Avalon Blvd North. Keep right at fork and merge onto S. Avalon Blvd. Pass by Starbucks on the right and destination will be on the right.



Aztec Stadium



10 STRAIGHT BOWL GAME APPEARANCES ▶ 21 CONFERENCE CHAMPIONSHIPS

San Diego State University held a groundbreaking ceremony Monday, Aug. 17, 2020 to celebrate the university officially assuming ownership of the Mission Valley stadium site and commemorate the launch of a new era for the greater San Diego region.

Anchored by Aztec Stadium, the new home for the San Diego State football program, SDSU Mission Valley will deliver immense benefits to the community for generations to come. Upon breaking ground, one of the first major construction projects to undergo development, in addition to the River Park, will be the highly anticipated stadium, which is scheduled for completion in the fall of 2022.

"We are building a stadium for Aztec football, international and professional soccer, concerts, and any other event you can think of," said SDSU Athletic Director John David Wicker. "A world-class 35,000-capacity stadium designed to offer the amenities fans expect today. This is the most important sports and entertainment venue in San Diego since Petco Park and will be available 365 days a year for our campus and community."

In addition to the significant land development, the project will be transformational for the community. SDSU Mission Valley is projected to expand the university's economic impact in the region by \$3 billion annually. Along with football, Aztec Stadium will have the capability to host select SDSU men's and women's soccer matches, as well as women's lacrosse games.

"What happens on the ground right here, beneath our feet will elevate San Diego State and elevate San Diego in ways that we can't possibly imagine," said San Diego Mayor Kevin Faulconer. "San Diegans should take great satisfaction in knowing that the future of this land is finally set as a place where education, athletics, and the community will thrive side by side for generations to come."

Collectively, SDSU Mission Valley will create new educational experiences, foster research, advance technology, facilitate internships, and provide new educational opportunities. The outcome of this expansion will allow the university to gradually increase enrollment by up to 15,000 students.

Today marks a milestone moment for San Diego State University and the City of San Diego," said SDSU President Adela de la Torre. "With today's groundbreaking, we begin the work to expand SDSU's educational, research, and entrepreneurial missions. SDSU Mission Valley also addresses the realities of the past few months and the need for new streams of revenue to support higher education opportunities for all.

As a result of the coronavirus (COVID-19) pandemic, and as the stadium site is now an active construction site, the event was not open to the general public as initially intended. Instead, the number of in-person speakers and invited guests was restricted to maintain full compliance with the county's public health guidelines. Prior to the groundbreaking event, SDSU organizers consulted closely with the San Diego County Health and Human Services Agency to ensure said guidelines were observed.

Tom McCarron, San Diego State's senior vice president for SDSU Mission Valley, kicked off the event expressing his gratitude. He acknowledged the collective years-long efforts of all those involved in the project, from conception to realization for their critical and steadfast support.

"This is truly a momentous day in the history of our university and the City of San Diego," McCarron said. "Today we celebrate the commencement of construction of SDSU Mission Valley, Aztec Stadium, and the River Park."

Additional remarks were made both in-person or via video by California State University (CSU) Board of Trustees mem-

bers Adam Day and Jack McGrory; San Diego City Council members Georgette Gómez and Barbara Bry; interim vice president for research Hala Madanat; Aztec Stadium donor, Dianne Bashor; chair of The Campanile Foundation, Jerry Sanders; SDSU Associated Students president Christian Holt; and alumni and long-time SDSU supporter, Nikki Clay.

The groundbreaking ceremony concluded with the participants taking part in a ceremonial first "shovel in the ground."

Construction has already begun in earnest by Clark Construction with grading and infrastructure work, paving the way for the stadium and River Park construction. Clark Construction is expected to employ an estimated 3,500 to 5,550 workers through both the stadium and site development.

Newly launched Facebook, Instagram, and Twitter channels will provide SDSU Mission Valley updates, information, and features. Please also continue visiting the SDSU Mission Valley website, as it is regularly updated.



SDSU Mission Valley By the Numbers

166

total acres in Mission Valley

\$3.1 billion

projected economic impact

17,000

jobs provided annually

15,000

estimated increase in student population

1.6 million

square feet of office technology and innovation space

4,600

neighborhood residences including affordable housing

95,000

square feet of retail including grocery store and restaurants

400

hotel rooms

40,000

square feet of conference space

80

acres of parks, recreation and open spaces including a River Park

4

miles of trails and pathways

35,000

capacity stadium

Radio and Television



10 STRAIGHT BOWL GAME APPEARANCES ▶ 21 CONFERENCE CHAMPIONSHIPS

iHEART MEDIA SAN DIEGO

San Diego State University and FOX Sports College Properties announced a multi-year agreement with iHeartMedia San Diego to broadcast SDSU football and men's basketball games beginning with the 2017 football season.

Select iHeartMedia San Diego radio stations will be the flagship radio outlets for the San Diego State Aztecs' game broadcasts through the FOX Sports College Properties Network. Fans can listen to the game broadcasts locally on 101.5 KGB and XTRA 1360 AM in San Diego, on Fox Sports 1350 in Riverside, and nationwide on iHeartRadio, live streaming radio service.

In addition to the pre-, post- and in-game broadcasts, iHeartMedia San Diego will produce and air a weekly "Coaches Show" with head football coach Brady Hoke and men's basketball head coach Brian Dutcher. Select SDSU baseball and post-season women's basketball games will be heard on XTRA 1360 AM.



"We are very excited about partnering with iHeart Media San Diego for our radio rights," said SDSU Director of Athletics John David Wicker. "The success of not only our football program, which has won at least 10 games in the last three years and made its eighth straight bowl game appearance last season, our men's basketball program, which has won an unprecedented 11 Mountain West conference championships, but of all of our sports, which have combined to claim 41 team conference titles since the beginning of the 2012-13 season, is something in which the University and the entire San Diego community can take great pride. We look forward to working with iHeart to share the successes of our student-athletes for years to come."

iHeartMedia's Newsradio 600 KOGO, San Diego's News and Information Station, previously held the broadcast rights for SDSU Athletics from 2007 to 2013.

"We are thrilled to welcome back the San Diego State Aztecs to the iHeartMedia family," said Melissa Forrest, President of iHeartMedia's San Diego/Riverside Region. "The partnership is a natural fit, given our past broadcast history with SDSU, our unparalleled reach through our multiple platforms and the widely popular Sky Show association for the past 13 years. We can't wait for the season to start."

Listeners will get their chance to hear the first broadcast of the new football season on Saturday, Oct. 24, 2020, when SDSU squares off against UNLV at Dignity Health Sports Park in Carson, California.

CBS SPORTS NETWORK / FOX / MOUNTAIN WEST NETWORK

On Jan. 9, 2020, CBS Sports reached a new, multi-year agreement with the Mountain West Conference. The six-year deal, which begins with the 2020-2021 season and runs through 2025-2026, extends CBS Sports' long-term relationship with the Mountain West.

CBS Sports Network will continue to serve as the primary television rights holder, airing the conference's best football and men's basketball games. The network also will televise an additional 10 games of each sport per year.

The CBS Television Network also will broadcast select football and men's basketball games throughout the agreement, including the MW men's Basketball Championship, which has aired on CBS since 2013.

In addition, the Mountain West inked a six-year media rights agreement with FOX Sports, marking the first-ever relationship between the network and the conference. Beginning in 2020-21 and running through 2025-26, FOX Sports will broadcast a robust selection of MW content.

FOX Sports will have exclusive rights to the Mountain West Football Championship game, which will be televised annually on the FOX family of networks. In addition, a full slate of MW football and men's basketball games will be carried each year across the various FOX Sports linear platforms.

ABOUT CBS SPORTS NETWORK

CBS Sports Network, the 24-hour home of CBS Sports, televises more than 4,500 hours of live programming every year, including live college football, college basketball and more from conferences including the MW, AAC, Big East, C-USA, WCC, A-10, Army, Navy and the Patriot League. CBS Sports Network is the television home of the AutoNation Cure Bowl and the NOVA Home Loans Arizona Bowl, as well as the WNBA and Professional Bull Riding (PBR).



Throughout the year, the network also telecasts a full slate of original programming and studio coverage, such as NFL Monday QB featuring Trent Green, Rich Gannon and Steve Beuerlein, as well as We Need To Talk, the first-ever all-female sports show.

Additionally, CBSSN has become the extension of CBS Sports, sharing talent and graphics as well as providing support coverage of every major event that CBS produces, including SEC football, the NCAA Tournament, The Masters and PGA Championship.

ABOUT FOX SPORTS

FOX Sports is the umbrella entity representing FOX Corporation's wide array of multi-platform US-based sports assets. Built with brands capable of reaching more than 100 million viewers in a single weekend, the business has ownership and interests in linear television networks, digital and mobile programming, broadband platforms, multiple web sites, joint-venture businesses and several licensing relationships. FOX Sports includes the sports television arm of the FOX Network; FS1, FS2, FOX Soccer Plus and FOX Deportes. FOX Sports' digital properties include FOXSports.com and the FOX Sports App, which provides live streaming video of FOX Sports content, instant scores, stats and alerts to iOS and Android devices.

ABOUT MOUNTAIN WEST NETWORK

The Mountain West Network has been recognized for its technical achievement, having received three consecutive Emmy Awards (2014-16) from the Heartland Chapter of the National Academy of Television Arts and Sciences. Since its launch in October of 2012, the MWN has provided fans over 3,200 on-demand videos while also streaming over 6,100 events, including most Conference championships. Over 43



million unique viewers from more than 179 countries have tuned into MWN content since the network's debut in 2012.

The Mountain West Network has extended its reach on social media platforms as well. Through its partnership with Stadium, the Mountain West became the first league to broadcast a football game live on Twitter with the Aug. 30, 2016 contest between Weber State and Utah State. The Conference also became the first to broadcast a live basketball game on Twitter (Alaska-Fairbanks at Boise State on Nov. 6, 2016), as well as the first to have a bowl game streamed live on Twitter and Facebook (NOVA® Home Loans Arizona Bowl between Air Force and South Alabama on Dec. 30, 2016). Since its inception, the MWN has accumulated over 7.5 million views of its on-demand content on Facebook and Twitter alone.

Mountain West Network content is accessible by pointing any internet browser to TheMWN.com. In addition, the MWN can be watched from the official athletics website of each MW member institution, and fans can tune in from the league's official mobile application for iOS and Android devices. Visit the App Store or Google Play for details on the free application.

All Mountain West Network programming is also available on Stadium, a 24/7 live and on-demand sports network that delivers world-class content that you can access anytime, anywhere, with no cable subscription required. Campus Insiders, 120 Sports and Sinclair Broadcasting have combined forces to launch Stadium, the industry's only all-platform sports network complete with a live, daily national studio operation, an exclusive and unique collection of professional and collegiate rights, nearly 3,000 live games plus classic games and archives, and much more. For more information, visit WatchStadium.com.





FOX SPORTS COLLEGE PROPERTIES

In 2017, the San Diego State Athletic Department signed a partnership agreement with FOX Sports to exclusively manage its multimedia rights and sponsorship sales. The rights managed by FOX Sports College Properties, a division of FOX-owned Home Team Sports, will include athletics-related radio, corporate hospitality, in-venue signage, social media integration, promotional activities, and intellectual property rights, as well as other mutually agreed upon inventory.

"We at SDSU Athletics are very excited to be associated with the FOX Sports brand and all that comes with partnering with a leader in collegiate athletics," SDSU Director of Athletics John David Wicker said. "San Diego State is a brand that is on the rise nationally and the relationship with FOX Sports is further proof of that. Being able to align our brand with not only FOX Sports, but schools like Auburn, USC, Georgetown and others that are part of the FOX Family, will only enhance San Diego State athletics.

"Partnering with FOX Sports allows SDSU to create synergies with FOX Sports San Diego and the FOX Sports headquarters in Los Angeles that haven't been available to us before. I'm excited by the new opportunities to grow our national brand by leveraging these new assets that FOX will bring to the table."

"San Diego State is a great addition to FOX Sports' elite portfolio of multimedia partnerships," Home Team Sports President Kyle Sherman said. "We look forward to broadening the San Diego State brand and continue its connection with the San Diego community, and acting on the shared vision of what we will build together."

FOX Sports also brings a unique academic component to the partnership through FOX Sports University, which collaborates with students to find solutions to real world marketing and business challenges, giving them valuable experience and a head start when entering the job market.

San Diego State is the latest addition to a select group of universities in FOX Sports' multimedia rights portfolio, including Auburn, Michigan State, Georgetown, USC, Villanova and the BIG EAST Conference.

ABOUT FOX SPORTS COLLEGE PROPERTIES

FOX Sports College Properties, a division of FOX-owned Home Team Sports, is a full-service sales and marketing organization representing some of the biggest brands in college athletics, including Auburn, Georgetown, Michigan State, Southern California, Villanova, and the BIG EAST Conference. The mission of FOX Sports College Properties

is to create long-term strategic partnerships through customized, integrated marketing programs that deliver great value while addressing the needs and objectives of the athletic departments and corporate partners. Additionally, FOX Sports College Properties owns and operates the Continental Tire Las Vegas Invitational, where the Aztec men's basketball team will compete in November 2019.



COLLEGE PROPERTIES



Composite/Future Schedules



10 STRAIGHT BOWL GAME APPEARANCES ▶ 21 CONFERENCE CHAMPIONSHIPS

COMPOSITE/FUTURE SCHEDULES ◀ UNIVERSITY

	UNLV	Utah State	San José State	Hawai'i	Nevada	Fresno State	Colorado State	Brigham Young
Oct. 24		at Boise State	Air Force	at Fresno State	Wyoming	Hawai'i	New Mexico	Texas State at Navy (Sept. 7)
Oct. 31	Nevada		at New Mexico	at Wyoming (Oct. 30)	at UNLV	Colorado State (Oct. 29)	at Fresno State (Oct. 29)	Western Kentucky Troy (Sept. 26)
Nov. 6	Fresno State (Nov. 7)	at Nevada (Nov. 5)		New Mexico (Nov. 7)	Utah State (Nov. 5)	at UNLV (Nov. 7)	Wyoming (Nov. 5)	at Boise State Louisiana Tech (Oct. 2)
Nov. 14	at San José State	Fresno State	UNLV		at New Mexico	at Utah State	at Boise State (Nov. 12)	Open UTSA (Oct. 10)
Nov. 21	at Colorado State	at Wyoming	at Fresno State	Boise State		San José State	UNLV	North Alabama at Houston (Oct. 16)
Nov. 27	Wyoming	New Mexico (Nov. 26)	at Boise State (Nov. 28)	Nevada (Nov. 28)	at Hawai'i (Nov. 28)		at Air Force (Nov. 26)	Open
Dec. 5	Boise State (Dec. 4)	Air Force (Dec. 3)	Hawai'i	at San José State	Fresno State	at Nevada		Open
Dec. 12	at Hawai'i	at Colorado State	Nevada (Dec. 11)	UNLV	at San José State (Dec. 11)	at New Mexico	Utah State	

FUTURE AZTEC FOOTBALL NON-CONFERENCE OPPONENTS

(Subject to change. Additional opponents to be determined).

2021

Sept. 4 New Mexico State
Sept. 11 at Arizona
Sept. 18 Utah
Sept. 25 Towson

2022

Sept. 3 Arizona
Sept. 10 Idaho State
Sept. 17 at Utah
Sept. 24 Toledo

2023

Aug. 26 Idaho State
Sept. 2 New Mexico State
Sept. 9 UCLA
Sept. 16 at Oregon State

2024

Sept. 7 Washington State
Sept. 14 at California
Sept. 21 Portland State
Sept. 28 at Central Michigan

2025

Aug. 30 Stony Brook
Sept. 6 at Washington State
Sept. 13 California

2026

Sept. 5 Portland State
Sept. 12 at UCLA
Sept. 19 Oregon State

2027

Sept. 3 at Eastern Michigan
Sept. 11 Missouri
Sept. 18 at Arizona State

2028

Sept. 2 at Missouri
Sept. 9 Arizona State
Sept. 23 Louisiana Tech

2029

Sept. 15 at Louisiana Tech

2030

Sept. 21 Central Michigan

2031

Sept. 20 at Missouri

2032

Oct. 2 Missouri

2033

Sept. 24 at Louisiana Tech

2034

Sept. 23 Louisiana Tech

AZTEC FOOTBALL MEDIA GUIDE