

SAN DIEGO STATE FOOTBALL

21 Conference Championships • 2016, 2015, 2012 Mountain West Champions • Bowl Appearances in 12 of the Last 13 Seasons
 Contact: Jamie McConeghy, Senior Associate Athletic Director of Communications & Media Relations (jmcconeg@sdsu.edu)

LIVE COVERAGE

TV: FS1 | Stream: FoxSportsGo

Tim Brando (play-by-play)
 Spencer Tillman (analysis)
 Jacob Jolivet (producer)



Aztecs Radio Network: San Diego Sports 760

pregame starts two hours before kickoff; postgame show is one hour

Ted Leitner (play-by-play)
 Rich Ohrnberger (analyst)
 Mike Costa (sidelines)
 Jon Schaeffer (pre, half, post)
 J.R. Tolver (pre)



Live Stats: GoAztecs.com

THE SERIES (complete series info on pg. 8)

Series: Ohio leads, 1-0

Last Meeting: Ohio 27, San Diego State 0 (2018 Frisco Bowl)

Home: 0-0; Away: 0-0; Neutral: 0-1

Longest SDSU Win Streak: n/a

Longest Ohio Win Streak: 1, 2018-current

2023 SCHEDULE

	Ohio Sat., Aug. 26 4 p.m. PT San Diego, Calif. FS1
	Idaho State Sat., Sept. 2 7:30 p.m. PT San Diego, Calif. CBSSN
	UCLA Sat., Sept. 9 4:30 p.m. PT San Diego, Calif. CBS
	at Oregon State Sat., Sept. 16 12:30 p.m. PT Corvallis, Ore. FS1
	Boise State* Fri., Sept. 22 7:30 p.m. PT San Diego, Calif. CBSSN
	at Air Force* Sat., Sept. 30 6 p.m. MT Colorado Springs, Colo. CBSSN
	at Hawai'i* Sat., Oct. 14 5 p.m. HT Honolulu, Hawaii CBSSN
	Nevada* Sat., Oct. 21 TBA San Diego, Calif. FOXSN
	Utah State* Sat., Nov. 4 TBA San Diego, Calif. FOXSN
	at Colorado State* Sat., Nov. 11 5 p.m. MT Fort Collins, Colo. CBSSN
	at San Jose State* Sat., Nov. 18 7:30 p.m. PT San Jose, Calif. CBSSN
	Fresno State* Sat., Nov. 25 TBA San Diego, Calif. FOXSN

:: TOC	Page No.	:: TOC	Page No.
Media Availability	2	Player Profiles	21-45
General Notes	3-14	Statistics	46-60
MW / Opponent Info	15	Last Time it Happened	61-63
Coach Hoke/Staff	16-17	Stadium Records	64-68
Roster/Two-Deep	18-20	Season-Opener Notes	69

GAME 1

SAN DIEGO STATE (0-0) vs. OHIO (0-0)

Saturday, Aug. 26, 2023 ■ 4 p.m. PT ■ San Diego, Calif. ■ Snapdragon Stadium (35,000)



AZTECS
 Head Coach: Brady Hoke
 Record at SDSU: 36-24 (sixth season)
 Career Record: 101-82 (15th season)
 Hoke Record vs. Ohio: 0-1

BOBCATS
 Head Coach: Tim Albin
 Record at Ohio: 13-13 (third season)
 Career Record: 38-21 (sixth season)
 Albin Record vs. SDSU: 0-0



SAN DIEGO STATE SET FOR 2023 OPENER AGAINST OHIO

- San Diego State enters its 101st season of football, 55th at the Division I level and sixth under the direction of the 2011 National Coach of the Year, Brady Hoke.
- After playing 23 straight games (two-plus seasons) out of San Diego County (streak started on Nov. 30, 2019 vs. Brigham Young and also included 2020 and 2021), the Aztecs will play their second straight seven-game home schedule at Bashor Field at Snapdragon Stadium in Mission Valley.
- SDSU rallied from a 2-3 start by winning five of their next six games (5-1) and finishing 7-6 overall for its 13th consecutive .500 or better season. That is tied for the sixth-longest streak nationally and is the longest streak among Pacific Time Zone teams. In 12 of those 13 seasons, San Diego State has posted a winning record.
- The Aztecs have posted a .500 or better overall record and a winning record in Mountain West action in each of the last 13 seasons.
- SDSU returns 14 starters off the 2022 squad (5 offense, 7 defense, 2 special teams) which finished 7-6 overall and 5-3 in Mountain West play.
- San Diego State plays one of the toughest schedules in the country this year with five games against 10-win teams - vs. Ohio, at Oregon State, vs. Boise State, at Air Force and vs. Fresno State - and eight vs. bowl teams from a year ago - also vs. UCLA, vs. Utah State and at San Jose State.
- The beginning of the Aztecs' schedule is particularly tough as five of their first six opponents made a bowl in 2022, including games vs. Ohio (10-4) on Aug. 26, UCLA (9-4) on Sept. 9, at Oregon State (10-3) on Sept. 16, vs. Boise State (10-4) on Sept. 22 and at Air Force (10-4) on Sept. 30 before hitting its open week in the first week of October.
- Saturday's Aug. 26 opener will be SDSU's earliest game in program history. San Diego State has played 10 games in the month of August, going 3-7. Saturday will be the first August game with the Aztecs under Brady Hoke.
- SDSU returns the Mountain West Special Teams Player of the Year, Ray Guy Award and Lou Groza Award candidate **Jack Browning**, who handles all three kicking duties - punting, field goal/PATs and kickoffs. An Aztec has won the award five times (all over the last eight years), the most in the 24-year history of MW.
- Browning** was a second-team All-American by Pro Football Focus in 2022 and an honorable mention by College Football Network, both as a punter. He's the only FBS player on both the 2023 Ray Guy Award (punter) and Lou Groza Award (kicker) national watch lists.
- Other all-conference players coming back include second-team selections TE **Mark Redman** and LG **Cade Bennett**, and honorable mention performers QB **Jalen Mayden**, CB **Dez Malone** and CB **Dallas Branch**.
- Making the preseason all-conference team this year are **Browning** (Special Teams Player of the Year), **Redman**, **Bennett** and New Mexico transfer linebacker **Cody Moon**.
- SDSU is 53-42-5 all-time in season openers, including a 45-17-4 record in home season opening games. San Diego State, which is 25-8 in season openers played at home in the Division I era, has won seven of its last eight home openers.
- The Aztecs are 15-1-1 against current members of the Mid-American Conference, including a 17-14 win over MAC champion Toledo last September. Ohio lost to Toledo in the MAC championship game.
- SDSU's lone blemish against a current MAC member, however, was a 27-0 loss to Ohio in the 2018 Frisco Bowl. That was the only time San Diego State has been shut out over the last 204 games (since Nov. 18, 2006). Only two current Aztecs were on that bowl trip - S **Cedarious Barfield** and DL **Daniel Okpoko** - but both redshirted that season and did not play in the game.
- SDSU has five double-digit win seasons since 2015.

COMBINED FB & MBW WINNING PCT. / SINCE 2010

Below is a list of the highest combined football and men's basketball winning pct. (entering 2023-24)

Rk.	School	Pct.
1.	San Diego State	.737
2.	Ohio State	.729
3.	Oregon	.711
4.	Duke	.704
5.	Michigan State	.6974
6.	Wisconsin	.6973
7.	Cincinnati	.696
8.	Kentucky	.691
9.	Alabama	.690
10.	Arizona	.684

FBS BOWL APPEARANCES SINCE 2010

Rk.	School	Bowls
1.	Alabama/Boise State+	13
	Clemson/Georgia	13
	Mississippi State/Oklahoma	13
	Oklahoma State/Wisconsin	13
9.	San Diego State^	12
	Brigham Young/LSU	12
	Notre Dame/Ohio State	12
	Oregon/Texas A&M	12

+ - includes two bowl games that were canceled; ^ - SDSU has been bowl eligible all 13 seasons

MOST NON-OFFENSIVE TOUCHDOWNS IN 2022

Rk.	School	TDs
1.	Mississippi State	7
	Western Kentucky	7
3.	Iowa	6
	Middle Tennessee State	6
	Pittsburgh	6
	TCU	6
7.	San Diego State	5
	Cincinnati	5
	South Carolina	5

SDSU also has 10 non-offensive touchdowns since the start of the 2021 season (1-4th in FBS) and 14 since 2020 (1-4th in FBS).

SAN DIEGO STATE MEDIA AVAILABILITY: OHIO

20	SUN	21	MON	22	TUE	23	WED	24	THU	25	FRI	26	SAT
<p>No practice</p> <p>No media availability.</p>		<p>SDSU News Conference 12:15 p.m. - Coach Hoke 12:30 p.m. - Student-Athletes</p> <p>First 20 minutes of practice are open to members of the media that cover San Diego State athletics on a regular basis. Must RSVP. Contact the media relations office for details.</p> <p>Game Notes Available News Conference Video News Conference Quotes</p>		<p>FINAL MEDIA DAY FOR COACHES/STUDENT-ATHLETES</p> <p>First 20 minutes of practice are open to members of the media that cover San Diego State athletics on a regular basis. Must RSVP. Contact the media relations office for details.</p>		<p>Closed Practice</p> <p>No media availability.</p> <p>6 p.m. - The Brady Hoke Show live on XTRA 1360.</p> <p>Broadcast Flip Card Available</p>		<p>Closed Practice</p> <p>No media availability.</p>		<p>Closed Practice</p> <p>No media availability.</p>		<p>Ohio at San Diego State, 4 p.m. PT</p> <p>Postgame News Conference - San Diego State's locker room is closed. Coach Hoke and selected players will be available after a cooling off period. Contact the media relations office for details.</p> <p>Live: Game Live: Stats Game Stats Postgame Notes Postgame Quotes News Conference Archive Highlights</p>	

Items in red are sent out to the media distribution list and/or are available on that day at GoAztecs.com.

SDSU MEDIA RELATIONS

Phone: (619) 594-5547

Fax: (619) 582-6541

Overnight Address:

Aztec Athletics Center, Suite 3014
5302 55th Street
San Diego, CA 92182-4309

Website: GoAztecs.com

Public Twitter: GoAztecs

Game Notes Twitter: GoAztecsStats

Jamie McConeghy*% | Senior Assoc. AD/Comm. & Media Relations

Office: (619) 594-3023 **Cell:** (607) 435-5577

E-Mail: jmcconeg@sdsu.edu

Richard Stern | Assistant Media Relations Director

Office: (619) 594-5548

E-Mail: rstern@sdsu.edu

Michael Abbott | Assistant Media Relations Director

Office: (619) 594-5242

E-Mail: mjabbot@sdsu.edu

Ben Pearson | Assistant Media Relations Director

Office: (619) 594-2576

E-Mail: bpearson@sdsu.edu

Jim Solien | Assistant Media Relations Director

Office: (619) 594-2576

E-Mail: jsolien@sdsu.edu

TBA | Media Relations Coordinator

Office: (619) 594-5547

E-Mail: jameyer@sdsu.edu

TBA | Coordinator of Multimedia Productions

Office: (619) 594-2428

E-Mail: TBA

* primary football contact; % credential requests

PRACTICE

All practices are closed to both the public and the media with the exception being the first 20 minutes of Monday and Tuesday's workouts (media only). Members of the media planning to attend Monday or Tuesday's practice will need to email the media relations office to be placed on a list to gain access to the practice fields.

Post-practice interview requests should be submitted to the San Diego State media relations office no later than noon PT on the day of the potential interview. Other interview requests must be made at least 24 hours in advance.

TUESDAY NEWS CONFERENCE

SDSU will hold its news conference on Tuesday's at 12:15 p.m. PT with the exception of the first week, which will be held on Monday, Aug. 21. In addition to head coach Brady Hoke, select student-athletes will also be available.

Contact the SDSU media relations office for more details.

A brief transcript of the weekly media luncheon will be posted on GoAztecs.com. Contact the media relations office for additional details.

THE BRADY HOKE RADIO SHOW

This season, the Brady Hoke Show will air live weekly on Wednesday evenings from 6-7 p.m. PT on San Diego Sports 760.

VIDEO FOOTAGE OF GAMES

Video highlights and interview footage will once again be available to the media for San Diego State road games (time permitting). For more information contact Jamie McConeghy at (619) 594-3023.

COLLEGE PRESS BOX.COM

CollegePressBox.com is the official media website for Mountain West football. Access and download weekly game notes, quotes, statistics, media guide headshots, logos and more for the conference and each of its 12 member schools throughout the season. Login information will be distributed by the conference office to accredited media or you can apply for a password by sending an email to password@collegepressbox.com.

PROGRAM-AT-A-GLANCE

- Since the start of the 2015 campaign, San Diego State is 72-30 with a 70.6 winning percentage (T-11th nationally) (*Top 25 listed on the left*) and the Aztecs are 71-27 (72.4 percent) since Oct. 3, 2015 (10th nationally).
- SDSU had five double-digit victory seasons from 2015-21. Only eight schools in the nation can say that - San Diego State, Alabama, Appalachian State, Clemson, Georgia, Notre Dame, Ohio State and Oklahoma.
- Only 15 schools have more wins than SDSU's 19 over the last two seasons (since 2021), including Georgia (29), Michigan (25), Alabama (24), UTSA (23), Cincinnati (22), Ohio State (22), Clemson (21), Air Force (20), Coastal Carolina (20), Fresno State (20), Houston (20), Notre Dame (20), Oregon (20), Pittsburgh (20) and Utah (20).
- San Diego State has posted 13 consecutive seasons with at least a .500 record. That is tied for the sixth-longest streak nationally and is the longest streak among Pacific Time Zone teams. In 12 of those 13 seasons, the Aztecs have posted a winning record.
- The Aztecs have played in 12 bowl games since 2010. Only seven schools have played in all 13 over that stretch - Alabama, Clemson, Georgia, Mississippi State, Oklahoma, Oklahoma State and Wisconsin.
- Since the start of the 2019 campaign, San Diego State is 23-8 in games decided by seven or more points (8-2 last year).
- The Aztecs are 23-10 in their last 33 games decided by one score (started with 27-24 win at Wyoming in 2016 Mountain West Championship game). SDSU's eight-game winning streak in one-score games was snapped Oct. 29, 2022 at Fresno State (L, 32-28).
- San Diego State is 47-17 in its last 64 regular-season games against Mountain West opponents.
- Brady Hoke is the only active college coach to lead three different FBS programs (Ball State, Michigan and SDSU) to an 11-win season and one of only two coaches overall since 1996 (also Urban Meyer with Utah, Florida and Ohio State).

2022 IN REVIEW

- After starting 2-3, the Aztecs won five of their final seven regular-season games (5-2) to clinch a bowl spot.
- SDSU finished 5-2 in its first season at Snapdragon Stadium.
- San Diego State played in its 12th bowl game since 2010, tied for the eighth most in the country over that stretch.
- The Aztecs finished 7-6 for their 13th straight season with at least a .500 record, which is tied for the sixth-longest active streak in the country. SDSU's lone .500 season in that stretch was a 4-4 campaign in the COVID-shortened 2020 season.
- Two Aztecs were Pro Football Focus All-Americans (Jonah Tavai - 1st team, and Jack Browning - 2nd team). SDSU was one of only eight schools with multiple first or second-team PFF All-Americans, joining USC, Ohio State, Alabama, Notre Dame, North Carolina, Illinois and Iowa.
- Tavai and Browning also earned other All-America nods. Tavai was a first-team selection by Bleacher Report, a second-team pick by Associated Press and USA Today, and an honorable-mention selection by College Football Network. Browning, meanwhile, was an honorable mention punter by College Football Network.
- San Diego State had seven first-team all-Mountain West selections, the most in the league for the fourth straight year. The seven selections were C Alama Uluave, KR Jordan Byrd, DE Jonah Tavai, LB Caden McDonald, S Patrick McMorris, P Jack Browning and PR Jordan Byrd.
- The Aztecs also had the most overall selections (16), matching a program record (also 2001). Making the second team were WR Tyrell Shavers, TE Mark Redman, LG Cade Bennett and LB Michael Shawcroft with honorable-mention accolades going to QB Jalen Mayden, WR Jesse Matthews, DE Keshawn Banks, CB Dez Malone and CB Dallas Branch.
- Browning was named the Mountain West Special Teams Player of the Year. An Aztec has now won the award five times (all over the

BEST FBS RECORD SINCE 2015

Below is a list of the highest winning percentages in the nation for FBS schools since the beginning of the 2015 season. (*note: minimum 80 games played as an FBS school; through 2022 season*)













Rk.	Team	W	L	Pct.
1.	Alabama	103	10	.912
2.	Clemson	100	13	.885
3.	Ohio State	90	12	.882
4.	Georgia	91	18	.835
5.	Oklahoma	84	21	.800
6.	Appalachian State	79	25	.760
7.	Notre Dame	77	25	.755
8.	Michigan	74	25	.747
9.	Boise State	74	26	.740
10.	Wisconsin	72	29	.713
11.	San Diego State	72	30	.706
	LSU	72	30	.706
13.	Iowa	71	30	.703
	Penn State	71	30	.703
15.	Oklahoma State	72	31	.699
16.	Utah	69	31	.690
17.	Washington	65	31	.677
18.	Cincinnati	68	33	.673
19.	Memphis	68	35	.660
20.	Oregon	65	34	.657

CALIFORNIA FBS RECORDS SINCE 2015

Below is a look at the best records in the state of California since the beginning of the 2015 campaign (through 2022 season). *BG - indicates number of bowl games the team has participated in since 2015. AP Rk. - indicates current final team ranking in the Associated Press poll.*

Rk.	Team	W	L	Pct.	BG	AP Rk.
1.	San Diego State	72	30	.706	7	-
2.	USC	62	36	.633	5	6
3.	Stanford	54	42	.563	4	-
4.	Fresno State	53	44	.546	4	-
5.	UCLA	45	49	.479	4	rv
6.	California	43	48	.473	3	-
7.	San José State	37	57	.394	3	-

SCHEDULE / RESULTS

Date	Opponent	Site	TV/Stream	Time/Result	Series	Notes
Aug. 26	 Ohio Bobcats	San Diego, Calif. Snapdragon Stadium	FS1	4 p.m. PT	Ohio, 1-0	SDSU, 27-0, in 2018 Frisco Bowl; Only time Aztecs have been shut out over last 204 games
Sept. 2	 Idaho State Bengals	San Diego, Calif. Snapdragon Stadium	CBS Sports Network	7:30 p.m.	SDSU, 2-0	SDSU scored final 38 pts in 38-7 win last year; Aztecs rushed for 380 yards and three TDs
Sept. 9	 UCLA Bruins	San Diego, Calif. Snapdragon Stadium	CBS	4:30 p.m. PT	UCLA, 21-1-1	SDSU beat UCLA, 23-14, for lone series win in '19; Teams meeting for just 2nd time since 2005
Sept. 16	 at Oregon State Beavers	Corvallis, Ore. Reser Stadium	FS1	12:30 p.m. PT	OSU, 3-2	Aztecs fell, 28-7, last meeting at OSU in 2014; SDSU led, 27-14, in 4th in 34-30 loss in 2013
Sept. 22	 Boise State Broncos	San Diego, Calif. Snapdragon Stadium	CBS Sports Network	7:30 p.m. PT	Tied, 4-4	SDSU outscored, 35-0, in 2H in Boise in 2022; BS is SDSU's MW opener for 3rd straight meeting
Sept. 30	 at Air Force Falcons	USAF Academy, Colo. Falcon Stadium	CBS Sports Network	6 p.m. MT	Air Force, 20-18	AFA snapped 9-gm losing streak in 2022; SDSU has won 4 straight games at Air Force
Oct. 14	 at Hawai'i Rainbow Warriors	Honolulu, Hawaii Clarence T.C. Ching Complex	CBS Sports Network	5 p.m. HT	SDSU, 24-11-2	SDSU has won nine of the last 11 in the series; Four of last five have been decided by 1 score
Oct. 21	 Nevada Wolf Pack	San Diego, Calif. Snapdragon Stadium	FOX, FS1 or FS2	TBA	SDSU, 9-6	SDSU is 7-4 since Nevada joined MW in 2012; Aztecs are 6-2 vs. Wolf Pack at home
Nov. 4	 Utah State Aggies	San Diego, Calif. Snapdragon Stadium	FOX, FS1 or FS2	TBA	SDSU, 13-3	USU has won 2 of last 3 in series, including the 2021 MW Championship; SDSU won prev. 10
Nov. 11	 at Colorado State Rams	Fort Collins, Colo. Canvas Stadium	CBS Sports Network	5 p.m. MT	SDSU, 22-14	SDSU has won seven of last eight in the series; Aztecs had KR TD & PR TD in last meeting (2020)
Nov. 18	 at San José State Spartans	San Jose, Calif. CEFUCU Stadium	CBS Sports Network	7:30 p.m. PT	SDSU, 24-20-2	Aztecs have won nine of last 10 in the series; SDSU beat SJSU, 43-27, in '22 after trailing 14-0
Oct. 29	 Fresno State Bulldogs	San Diego, Calif. Snapdragon Stadium	FOX, FS1 or FS2	TBA	SDSU, 30-27-4	FS scored last 22 pts, inc. 15 in final 1:09 in '22; Winner claims The Old Oil Can trophy

OHIO (0-0, 0-0 MAC)

Aug. 26	at San Diego State	4 p.m. PT
Sept. 2	Long Island Univ.	Noon ET
Sept. 9	at Florida Atlantic	6 p.m. ET
Sept. 16	Iowa State	Noon ET
Sept. 23	at Bowling Green*	3:30 p.m. ET
Oct. 7	Kent State*	3:30 p.m. ET
Oct. 14	at Northern Illinois*	3:30 p.m. ET
Oct. 21	Western Michigan*	TBA
Oct. 28	Miami (OH)*	TBA
Nov. 7	at Buffalo*	7:30 p.m. ET
Nov. 15	Central Michigan*	7 p.m. ET
Nov. 24	at Akron*	Noon ET

TEAM COMPARISON (2022)

(National rankings (out of 130 in parentheses))

Category	San Diego State	Ohio
Record	7-6	10-4
Conference	5-3	7-1
Scoring Offense	21.54 (107)	31.79 (40)
Scoring Defense	20.54 (19)	28.29 (80)
Scoring Differential [^]	-1.50 (76)	+3.23 (47)
[^] ranking and numbers only include only vs. FBS schools		
Rushing Offense	143.46 (71)	143.36 (72)
Passing Offense	170.75 (116)	278.07 (23)
Total Offense	324.92 (113)	421.43 (39)
Passing Efficiency	118.29 (110)	153.34 (21)
Rushing Defense	113.85 (19)	140.93 (49)
Passing Defense	208.85 (39)	286.00 (125)
Total Defense	322.77 (15)	426.93 (108)
Passing Eff. Defense	126.53 (49)	145.02 (107)
Net Punting	41.87 (12)	34.49 (126)
Punt Returns	6.75 (77)	2.07 (129)
Kickoff Returns	20.35 (59)	19.91 (67)
Punt Return Def.	6.59 (60)	8.17 (87)
Kick Return Def.	20.54 (73)	17.53 (26)
Interceptions Thrown	14 (108)	5 (4)
Fumbles Lost	11 (96)	8 (60)
Passes Intercepted	13 (30)	12 (40)
Fumbles Recovered	7 (70)	13 (7)
Turnovers Lost	25 (117)	13 (17)
Turnovers Gained	20 (45)	25 (11)
Turnover Margin	-0.38 (100)	+0.86 (8)
Sacks	2.77 (23)	2.57 (36)
Tackles for Loss	6.85 (23)	6.57 (35)
Sacks Allowed	2.08 (64)	1.79 (50)
TFL Allowed	6.69 (102)	5.43 (59)
First Downs Off.	206 (117)	291 (37)
First Downs Def.	226 (22)	310 (123)
3rd Down Conv. %	29.46 (122)	42.02 (40)
4th Down Conv. %	75.08 (3)	35.29 (118)
3D Conv. % Def.	35.23 (37)	39.23 (74)
4D Conv. % Def.	30.85 (5)	38.24 (15)
Fewest Penalties Per Game	7.38 (115)	4.93 (27)
Fewest Yds. Penalized Per Game	59.38 (94)	44.14 (26)
Red Zone Offense	82.92 (73)	89.23 (24)
Red Zone Defense	67.50 (4)	88.46 (104)
Time of Possession	30:58 (39)	32:10 (19)

last eight years), the most in the 24-year history of MW.

- **Byrd** became the first Aztec to make a MW first team at both kick returner and punt returner.
- **Byrd** became the first FBS player with at least one rushing touchdown, receiving touchdown, kick return touchdown and punt return touchdown in the same season since Temple's Isaiah Wright in 2018 and just the second MW player in league history (also former Aztec Rashaad Penny in 2017).
- **McDonald** made the all-MW first team for a third consecutive season, joining fellow Aztec Kirk Morrison (2002-04) as the only line-backers in league history (since 1999) to make three all-MW first teams.
- **McMorris** landed on his second straight all-conference team, becoming just the second SDSU safety to make two all-MW first teams, joining Will Demps from 2000-01.
- **Shavers** was a second-team all-MW selection, the first San Diego State wide receiver to earn first or second-team honors since both Vincent Brown and DeMarco Sampson were first-team picks in 2010.
- **Mayden** became an honorable mention selection at quarterback, despite playing the first five games at safety. Mayden is the first Aztec quarterback since Ryan Lindley in 2010 (second team) to earn all-MW honors when he was named an honorable mention pick.
- **Banks** became a four-time all-Mountain West pick with an honorable-mention nod.

A TALE OF TWO SEASONS / OFFENSE

■ Below is a comparison of the first five games for San Diego State last year and the final eight after making coaching changes (moving associate head coach/running backs coach Jeff Horton to offensive coordinator and adding Ryan Lindley to the staff as the quarterbacks coach) and Jalen Mayden became the team's quarterback (since Oct. 8). (Rankings out of 131 schools in parenthesis)

	Scoring	Total Off.	Passing	1stD	3rdD%	TOP	Penalties	Record
First Five Games	19.0 (116)	258.2 (127)	65.6 (131)	62 (130)	18.2 (131)	28:21 (101)	44 (122)	2-3 (83)
Last Seven Games	23.0 (86)	366.6 (75)	254.0 (40)	144 (82)	36.0 (88)	32:37 (13)	52 (100)	5-3 (34)

A TALE OF TWO SEASONS / DEFENSE

■ Defensively, San Diego State looked more like its defense of the last decade following its bye week (since Oct. 22, 2022). (Rankings out of 131 schools in parenthesis when applicable)

	Scoring	Total Def.	Rushing	Sacks	TFL	QB Pressures	Forced TO
First Six Games	23.8 (49)	394.2 (86)	166.7 (92)	1.3	4.8	16.2	1.5
Final Seven Games	17.7 (13)	261.4 (2)	68.6 (2)	4.0	8.6	20.0	1.6

TRENDING

Searching for the formula to a San Diego State victory? Look no further.

OFFENSIVE KEYS

- San Diego State is 54-2 the last 56 times it has rushed for 200 yards. The Aztecs surpassed 200 yards rushing twice last season (vs. Idaho State on Sept. 10 and vs. Toledo on Sept. 14).
- The Aztecs are 82-16 since 2011 when committing one turnover or less, something SDSU has done in 35 of its last 48 games.
- SDSU has an advantage in time of possession in 31 of the last 47 games. Since 2011, the Aztecs are 34-7 when possessing the football for at least 35 minutes.

DEFENSIVE KEYS

- The Aztecs are 70-4 since 2011 when holding the opposition to 17 points or less. SDSU has held 26 of its last 44 opponents to 17 points or less.
- San Diego State has won 20 of its last 22 games when forcing at least two turnovers (SDSU's 17-game winning streak came to an end on Sept. 3, 2022 vs. Arizona) and 30 straight games when forcing at least three turnovers.
- San Diego State is 75-6 in its Division I history when owning at least a plus-3 turnover advantage, something it has done twice last year (vs. Toledo and vs. UNLV).
- The Aztecs are 33-9 since 2011 when allowing less than 150 passing yards.
- San Diego State is 60-7 the last 67 times it has held the opposition to a 33.3 percent or less mark on third down.
- Since 2009, San Diego State's record broken down by opponent passing efficiency: less than 110: 66-10; between 110-150: 44-25; greater than 150: 7-27.
- Since the start of the 2015 campaign, SDSU is 44-4 when holding its opponent to a passing efficiency rating of below 110. SDSU did that in five of 13 games last year.

SPECIAL TEAMS / OVERALL TRENDS

- The Aztecs are 47-2 the last 49 times when owning a turnover advantage.
- San Diego State has won 16 straight games when committing fewer turnovers than its opponent.
- San Diego State is 30-3 the last 33 times it has an advantage in field position.
- Since the start of the 2015 season, San Diego State has 14 kickoff returns for touchdowns, the most in FBS play over that time. To put that stat into perspective, 14 other teams have played at least 60 games over that span and do not have a single kick return touchdown.
- Since the start of the 2020 season, San Diego State has 14 non-offensive touchdowns, tied with Houston, Pittsburgh and TCU for the fourth most in the country over that span, trailing only Middle Tennessee State (16), Alabama (15) and Iowa (15).
- San Diego State had five non-offensive touchdowns last year, including a blocked punt recovery in the end zone to score against

Arizona on Sept. 3, a returned a punt for a touchdown against Idaho on Sept. 10, a blocked punt and return at Boise State on Sept. 30, a fumble return at Nevada on Oct. 22 and a kick return touchdown against San Jose State on Nov. 12. The five non-offensive touchdowns were tied for seventh most in the country, only trailing Mississippi State (7), Western Kentucky (7), Iowa (6), Middle Tennessee (6), Pittsburgh (6) and TCU (6).

- SDSU has won 33 of its last 35 games leading after three quarters (34-5 in Brady Hoke era) (30-game winning streak was snapped at Fresno State on Oct. 29).

BULLET NOTES - OFFENSE

- San Diego State returns five starters on offensive this season, including three who earned 2022 all-Mountain West honors in offensive linemen **Cade Bennett** (second team), tight end **Mark Redman** (second team) and quarterback **Jalen Mayden** (honorable mention). Offensive linemen **Brandon Crenshaw-Dickson** and **Ross Ulugalu-Maseuli** are also back for the Aztec offense.
- **Ryan Lindley**, San Diego State's all-time leading passer from 2008-11, enters his first season as the offensive coordinator. Lindley came to SDSU from Mississippi State last Oct. 3 and will continue to coach the Aztec quarterbacks.
- Full bios of selected offensive players:
 - LG **Cade Bennett** - pgs. 23-24
 - QB **Jalen Mayden** - pgs. 37-38
 - TE **Mark Redman** - pgs. 41-42

OFFENSIVE NUMBERS

- Of all FBS schools that have played at least 80 games since 2015, San Diego State's 116 turnovers only trail LSU (108), Navy (110), Michigan (111), Alabama (112) and Ohio State (112) for the fewest in the country.
- **San Diego State is 61-14 since 2015 when scoring just 20 or more points (4-3 last year).**
- The Aztecs are 47-4 the last 51 times they have scored at least 30 points (3-0 last year). SDSU has won its last 12 games when scoring at least 30 points.
- SDSU scored 43 points against San Jose State on Nov. 12, 2022 its most in a game since scoring 48 against Towson on Sept. 25, 2021, most against an FBS opponent since scoring 48 vs. Central Michigan in the 2019 New Mexico Bowl (Dec. 21) and its most in a Mountain West game since scoring 52 at San Jose State on Nov. 4, 2017.
- SDSU has won 19 straight games when scoring 40 points (8-0 under Brady Hoke).
- San Diego State scored 38 unanswered points twice last season - Sept. 10 vs. Idaho State and Nov. 12 vs. San Jose State.
- SDSU is 27-6 since 2011 when having at least 36 minutes of time of possession.
- **San Diego State has won nine straight games when not committing a turnover (11-0 under Brady Hoke).**
- Since the beginning of 2014, SDSU is 66-14 when committing one turnover or less (13 straight win streak was snapped at Boise State on Sept. 30) and 13-22 when having two or more turnovers in the game. San Diego State has one turnover or less in 32 of its last 45 games.
- San Diego State has one turnover or less in 53 of its last 75 games.
- SDSU is 55-11 in its last 66 games when owning an edge in time of possession (5-1 last season).
- The Aztecs are 19-5 under Brady Hoke when totaling just 400 yards of offense.
- SDSU's 54.5 third-down conversion percentage at Fresno State on Oct. 29, 2022 was its highest since a 58.8 mark at Brigham Young on Dec. 12, 2020.
- San Diego State had a 7-minute scoring drive against Nevada on Oct. 22, 2022 its longest drive of the season (previous longest was 5:10 against Hawai'i on Oct. 8).
- San Diego State had just four first downs, 93 yards and six points in its first seven opening possessions last season, but against Fresno State on Oct. 29 had four first downs, 82 yards and seven points on its opening possession.
- SDSU beat San Jose State, 43-27, on Nov. 12, 2022. The 70 combined points were the most in an Aztec game since falling to Army West Point, 42-35, in the 2017 Armed Forces Bowl (Dec. 23) and the most in an Aztec win since beating Northern Illinois, 42-28, on Sept. 17, 2016.
- It marked the first time in SDSU's Division I history that it scored exactly 43 points.
- San Diego State averaged 7.17 yards per play at New Mexico on Nov. 18, 2022, its highest mark since a 9.03 average vs. Army West Point in the 2017 Armed Forces Bowl, and highest in a win since a 7.98 mark against New Mexico on Nov. 24, 2017.
- The Aztecs outgained the Lobos by 250 yards, their largest margin since outgaining Utah State by 355 on Oct. 21, 2020.

RUSHING OFFENSE

- **San Diego State is 54-2 the last 55 times it has rushed for at least 200 yards (2-0 last year) and is 51-1 in its last 52 regular-season games when rushing for 200-plus yards.**
- The Aztecs have won 12 straight games when rushing for at least 200 yards.
- San Diego State has a 100-yard rusher in 49 of the last 102 games since 2015 (61, 100-yard rushers total).
- San Diego State had two 100-yard rushers at New Mexico State (Jordan Byrd - 118 and Chance Bell - 116) on Sept. 14, 2019 for the 30th time in program history. The Aztecs are 29-1 in those occasions, including a 19-game win streak.
- San Diego State ran for 380 yards against Idaho State on Sept. 10, 2022, its most in a game since running for 407 at Utah State on Oct. 31, 2020.
- The Aztecs averaged 8.84 yards per run in the Idaho State game, their highest average in a game since averaging 12.14 yards against Army in the 2017 Armed Forces Bowl (Dec. 23).
- SDSU outrushed Idaho State by 300 yards, its largest margin since outrushing Utah State by 304 on Oct. 31, 2020.
- **San Diego State is 27-7 in the Brady Hoke era when outrushing its opponent (5-3 last year).**
- SDSU's rushing average last season by down - 1st: 4.1; 2nd: 3.4; 3rd: 3.1 and 4th: 11.5.
- San Diego State's rushing average last season by quarter - 1st: 4.1; 2nd: 3.2; 3rd: 4.3 and 4th: 4.2 - and by half - 1st: 3.6 and 2nd: 4.3.

SDSU IN THE RANKINGS (2022)

Category	Pct./No.	NCAA	MW
Rushing Offense	143.46	71	5
Passing Offense	181.54	116	9
Total Offense	324.92	113	8
Scoring Offense	21.54	107	7
Passing Efficiency	118.29	110	7
Rushing Defense	113.85	19	2
Passing Defense	208.85	39	7
Total Defense	322.77	15	3
Scoring Defense	20.54	19	4
Passing Efficiency Defense	126.53	49	5
Net Punting	41.87	12	1
Kickoff Returns	20.35	59	6
Punt Returns	6.75	77	5
Kickoff Return Yardage Def.	20.54	73	9
Punt Return Yardage Def.	6.59	60	4
Interceptions Thrown	14	108	11
Fumbles Lost	11	96	11
Passes Intercepted	13	30	4
Fumbles Recovered	7	70	4
Turnovers Lost	25	117	11
Turnovers Gained	20	45	2
Turnover Margin	-0.38	100	9
Sacks	2.77	23	3
Tackles for Loss	6.85	23	3
Sacks Allowed	2.08	64	5
Tackles for Loss Allowed	6.69	102	8
First Downs	206	117	9
Opponent First Downs	226	22	5
3rd Down Conversion Pct.	29.46	122	10
4th Down Conversion Pct.	75.08	3	1
3rd Down Defense	35.23	37	4
4th Down Defense	30.85	5	1
Fewest Penalties Per Game	7.38	115	11
Fewest Yards Penalized Per Game	59.38	94	10
Red Zone Offense	82.92	73	5
Red Zone Defense	69.08	3	1
Time of Possession	30:58	39	3
Field Goal Percentage	80.08	47	4
PAT Kicking	100.00	1	1
Winning Percentage	53.85	56	5

Red indicates top 25 in FBS or Mountain West leader

MOST STARTS / CONSECUTIVE STARTS

Most Starts	Starts
Brandon Crenshaw-Dickson, OL	26
Cedarius Barfield, S/CB	20
Cooper McDonald, LB	16
Mark Redman, TE	13
Noah Tumblyn, CB	13

Consecutive Starts	Streak
Dez Malone, CB	12
Jalen Mayden, QB	9
Cedarius Barfield, S	7
Brandon Crenshaw-Dickson, OL	6
Thomas Mirabella, OL	5

2023 CAPTAINS

Name	SDSU Letters
Cedarius Barfield, S	2019-20-21-22
Jack Browning, K/P	2021-22
Kenan Christon, RB/KR	2022
Garret Fountain, DL	2020-21-22

SDSU INDIVIDUAL RANKINGS (2022)

(Top 75 NCAA; Top 10 MW)

Player	Category	Pct./No.	NCAA Rk.	MW Rk.
Jaylon Armstead	PR TD	1	T-6	T-2
	Rush Avg.	6.02	T-48	5
Cedarius Barfield	Blocked Kicks	1	T-16	T-2
	Forced Fumb.	2	T-53	T-4
	FF PG	0.17	--	T-6
Dallas Branch	Total INT	3	T-43	T-5
	INT PG	0.23	--	T-9
Jack Browning	PAT Pct.	100.00	T-1	T-1
	Punts I20	28	T-6	1
	Punt Avg.	46.10	6	1
	KO Avg.	64.14	8	1
	Total Punt Yds.	3,145	8	3
	Net Punt Avg.	42.3	12	1
	FGA PG	1.92	T-12	T-1
	Total FGA	24	T-14	T-2
	Punt YPG	241.92	16	3
	Total FGM	20	T-16	3
	Total Punts	68	T-16	3
	FGM PG	1.54	T-17	T-3
	Punts PG	5.23	T-21	T-4
	KO TB Pct.	62.71	37	3
	FG Pct.	80.00	T-47	4
	KO TB	37	T-48	2
	Total Points	90	T-66	5
	Total KO Yds.	3,784	68	2
	Total KO	59	T-75	3
	Points PG	6.92	T-75	6
Made PATs	30	--	7	
Att. PATs	30	--	7	
Pts. Res. For	90	--	T-8	
Pts. Res. For PG	6.92	--	T-10	
Dez Malone	Total INT	3	T-43	T-5
	INT PG	0.23	--	T-9
Jalen Mayden	Yds. per Comp.	14.40	4	1
	Yds. per Att.	8.57	19	1
	Tot. Off. YPP	7.39	29	2
	Pass Eff. Rat.	139.70	48	2
	Passing Yds.	2,030	--	5
	Passing TD	12	--	5
	Passing YPG	156.15	--	6
	Comp. Pct.	59.49	--	6
Cooper McDonald	Total Off. PG	173.92	--	7
	Fumble Rec.	2	T-22	T-3

Only current Aztecs listed; Red indicates top 25 in FBS or Mountain West leader

- RB Jaylon Armstead ranked fifth in the Mountain West in rushing yards per attempt (6.02, T-48th in MW) last season.
- Armstead ran for 96 yards against Idaho State on Sept. 10 in just five carries. The 19.2 average was the second-highest by an Aztec since at least 1996 (min. 5 att.), trailing only Rashaad Penny's 20.8 average at Nevada on Nov. 12, 2006.
- Armstead's 19.2 average against Idaho State was also the eighth-highest average in a FBS game last season (min. 5 att.).
- RB Kenan Christon ran for 102 yards and a touchdown on just 10 carries (10.2 avg.) at New Mexico on Nov. 18. It was his second career 100-yard rushing game and first since rushing for 103 in his first college game at USC against Arizona on Oct. 19, 2019. He became the 81st Aztec with a 100-yard rushing game. He also became the first Aztec since Rashaad Penny against Army West Point on Dec. 23, 2017 and just the third Aztec overall since 2000 (has now happened eight times overall) to average at least 10 yards per carry on at least 10 attempts.
- Among quarterbacks, QB Jalen Mayden ranked eighth in the Mountain West with 231 rushing yards.
- If you take away the 17 times Mayden was sacked last year (for 101 yards), he rushed 52 times for 332 yards (6.4 avg.) with three touchdowns. The three rushing scores were tied for the fifth most among Mountain West quarterbacks.

PASSING OFFENSE

- Since the start of the 2015 season, San Diego State has thrown 50 interceptions, the fourth-fewest picks in the nation over that span behind option teams Navy's 41 (min. 65 GP), Air Force's 46 and Army West Point's 49. In contrast, Purdue has thrown 113 interceptions over that span, which is the most since 2015.
- SDSU has won five of its last six games when throwing for at least 300 yards (1-1 last year).
- The Aztecs threw multiple touchdown passes in four consecutive games from Oct. 29-Nov. 18 for first time since a four-game stretch in 2016 (Nov. 5-26).
- San Diego State outpassed Hawai'i, 322-196, on Oct. 8, 2022. The 126-yard margin is its largest since outpassing Fresno State by 187 yards on Nov. 15, 2019 (W, 17-7).
- SDSU recorded its highest pass efficiency rating (206.14) vs. San Jose State on Nov. 12, 2022 since a 213.15 mark at Arizona on Sept. 11, 2021.
- Mayden was 5-3 as the team's starting quarterback (SDSU was 2-3 prior to Mayden taking over at quarterback).
- Mayden led the Mountain West last year in yards per completion (14.40, 4th in FBS) and yards per attempt (8.57, 19th in FBS), and ranked second in total offense yards per play (7.39, 29th in FBS) and second in pass efficiency rating (139.70, 48th in FBS), fifth in passing yards (2,030) and passing touchdowns (12), sixth in passing yards per game (156.2) and completion percentage (59.5), and seventh in total offense per game (173.9), despite playing his first five games at safety and on special teams, and only playing eight games at quarterback.
- Since Mayden has moved to quarterback for the Oct. 8, 2022 game against Hawai'i, he is ranked third in the nation in yards per completion (14.40, 1st in MW, min. 150 att.), 14th in yards per attempt (8.57, 1st in MW, min. 150 att.), 17th in passing yards per game (253.8, 1st in MW), 25th in passing yards (2,030, 2nd in MW), 43rd pass efficiency (139.7, min. 150 att., 4th in MW) and a tie for 47th in passing touchdowns (12, T-4th in MW).
- Mayden accounted for 11 touchdowns over a four-game stretch (nine passing, two rushing) from Oct. 29-Nov. 18, 2022.
- Mayden had a monster starting debut vs. Hawai'i on Oct. 8, 2022, throwing for 322 yards and a touchdown. The 322 yards were just six passing yards shy (328) of what San Diego State had for its first five games of the season.
- Mayden's 322 yards were the most by an Aztec quarterback in their starting debut since current quarterbacks coach Ryan Lindley threw for 352 against Cal Poly on Aug. 30, 2008 and the most in a debut in an Aztec win since Kevin McKechnie threw for 371 against Navy on Sept. 5, 1997.
- Mayden became the 27th different Aztec with a 300-yard passing game (127th time overall).
- At Fresno State on Oct. 29, 2022, Mayden had another good game with four overall touchdowns, including his first multi-touchdown passing game and first multi-touchdown rushing game. He was 19-for-24 for 291 yards and two touchdowns (and two interceptions), while rushing for 43 yards and two touchdowns on eight attempts (5.4 avg.). Mayden became just the second SDSU quarterback since at least 1996 with at least two passing touchdowns and two rushing touchdowns, joining Ryan Katz (Oct. 6, 2012 vs. Hawai'i).
- Mayden had another two touchdown passes with 216 yards (19-for-31) against UNLV on Nov. 5, 2022.
- Mayden had another big game against San Jose State on Nov. 12, 2022 en route to being named the Mountain West Offensive Player of the Week (the first by an Aztec quarterback since Ryan Katz on Oct. 8, 2012), throwing for 268 yards and a career-high three touchdown passes (to three different receivers), rallying SDSU back from a 14-0 deficit. Against a team that ranked in the top 30 on defense in passing (28th, 196.50), rushing (28th, 120.38), total (20th, 316.88) and pass efficiency (34th, 122.58), SDSU managed 268 passing yards, 157 rushing yards, 425 yards and a 206.14 pass efficiency rating under his quarterbacking. The 206.14 pass efficiency rating was the highest allowed by San Jose State since a 245.7 mark against San Diego State on Nov. 4, 2017. The 14-point deficit overcome was SDSU's largest (win or loss) since also overcoming a 14-point deficit at San Jose State on Nov. 9, 2013. SJSU's first year in the league. Mayden also ran 13 times for 61 yards including 69 yards on 11 carries when taking away the two times he was sacked.
- Mayden threw for 280 yards and two touchdowns in a win at New Mexico on Nov. 18, 2022, while adding 38 rushing yards on five carries. It was his fourth straight multiple touchdown game, the first time an Aztec quarterback has accomplished that since Christian Chapman in 2016 (Nov. 5-26).
- Mayden earned honorable mention from the Mountain West coaches and media, becoming the first Aztec quarterback since Ryan Lindley in 2010 (second team) to earn all-MW honors.
- WR Mekhi Shaw became the 90th different Aztec in program history with a 100-yard receiving game with career highs of six catches, 120 yards and two touchdowns at New Mexico on Nov. 18, 2022.
- LG Cade Bennett allowed only five quarterback pressures (no sacks) in 333 passing opportunities last season.
- According to Pro Football Focus, Bennett's 83.1 pass block rating last year was the second highest in the Mountain West among offensive linemen and first among MW guards (min. 200 pass opportunities).
- TE Mark Redman is the first SDSU tight end to earn preseason all-MW honors since David Wells in 2017 and just the second since 2012.

BULLET NOTES - DEFENSE

- **Kurt Mattix** is in his fourth season as defensive coordinator running the 3-3-5 defense at San Diego State. He previously served as defensive coordinator at Eastern Kentucky and worked with Brady Hoke at Michigan. Mattix has been named a nominee for the Broyles Award for the top assistant coach in both 2020 and 2021.
- San Diego State's returns six starters return from a defense that ranked 15th in the country last year in total defense (322.77), 19th in rushing defense (113.85) and scoring defense (20.54), and 39th in passing defense (208.85). Starters that are back for the Aztec defense are honorable-mention all-MW cornerbacks Dallas Branch and Dez Malone, along with linebacker Cooper McDonald, safety Cedarius Barfield and cornerback Noah Tumblin.
- Full bios of selected defensive players:
 - CB Dallas Branch - pgs. 24-25
 - CB Dez Malone - pgs. 36-37
 - LB Cody Moon - pgs. 39-40

DEFENSIVE NUMBERS

- Since 2014, SDSU ranks sixth in total defense (312.6) and scoring defense (18.9), and a tie for eighth in turnovers forced (206).
- San Diego State has held its opponent to single digits 20 times since 2015 (102 games) and to 10 or less points 30 times over that span.
- SDSU won 18 straight games when holding its opponent to under 24 points until the streak was snapped in a 13-3 loss to Air Force on Nov. 26, 2022. San Diego State is now 34-3 under Brady Hoke when keeping its opponent to under 24 points.
- The Aztecs have allowed just 773 points over the last 170 quarters (4.55 points per quarter) (does not include overtime periods).
- SDSU has allowed just 847 points over the last 48 games (17.6 ppg).
- San Diego State held its opponent scoreless on its opening drive eight times last year in 13 games, 20 times in 27 games since last season and 74 times since 2015 (102 games).
- Last year opponents had 163 drives where they tried to score on SDSU and the Aztecs forced three-and-outs (or less) in 67 of those drives (41.1 pct.). San Diego State averaged 5.15 three-and-outs per game.
- SDSU shut out an opponent in the first half for three straight games (Sept. 24 vs. Toledo, Sept. 30 at Boise State and Oct. 8 vs. Hawai'i) last year for the first time since at least 2000. The streak, which was snapped with a late second quarter touchdown by Nevada on Oct. 22, was tied for the longest in the country last season. San Diego State shut out its opponent in four of the 13 games last year in the first half, including four of the final 10 games.
- San Diego State held its opponent scoreless in five straight first quarters before being snapped with a field goal by Fresno State on Oct. 30, 2022. It was SDSU's longest streak since a five-game stretch from 2003-04 (last four games of 2003, first game of 2004). San Diego State then shut out UNLV in the first half the following game, making it just three points allowed in a seven first-quarter stretch.
- The Aztecs held their opponents scoreless in 22 of the 52 quarters last season, including 22 of the final 47.
- **The Aztecs allowed just 4.92 yards per play last year, which ranked 17th in the country.**
- SDSU limited Nevada to just 227 total yards on Oct. 22, 2022, its fewest in a home game since having 203 against Hawai'i on Sept. 28, 2019.
- The seven points by Nevada were also the fewest by a Wolf Pack team in a home game since scoring three against Hawai'i on Sept. 28, 2019.
- SDSU recorded a safety (Jonah Tavai sack) against San Jose State on Nov. 12, 2022, its first since Oct. 4, 2013 against Nevada and first on a defensive play since Nov. 13, 2010 at TCU.
- San Diego State held New Mexico without a third-down conversion on Nov. 18, 2022 for its first time since Sept. 3, 2016 against New Hampshire and for the first time against a FBS opponent since Oct. 3, 2015 vs. Fresno State. New Mexico was 0-for-11 on third down, marking the first time that UNM was held without a third-down conversion since going 0-for-7 against Wyoming in a 36-30 win on November 29, 2014.
- SDSU held Middle Tennessee to 170 yards in the 2022 EasyPost Hawai'i Bowl, the fewest against San Diego State since Weber State had 154 on Aug. 31, 2019 and the fewest by a FBS team since New Mexico had 142 on Nov. 3, 2018.
- San Diego State gave up 2.33 yards per play vs. Middle Tennessee, its fewest in a game since Fresno State averaged 1.89 yards on Oct. 3, 2015.
- LB Cooper McDonald tied for 22nd in FBS last year with two fumble recoveries (T-3rd in MW).
- S Cedarius Barfield tied for fourth in the Mountain West last year in forced fumbles (2, T-53rd in FBS) and forced fumbles per game (0.17).
- CB Dallas Branch was named the Mountain West Defensive Player of the Week for the first time of his career on Nov. 7, 2022 for his play against UNLV on Nov. 5. Branch had four tackles, a sack, two tackles for loss, an interception and a fumble recovery. He ended up setting career highs in tackles for loss (2) and had his first sack, while tying career bests in interceptions (1) and fumble recoveries (1). He first recovered a fumble in the second quarter after UNLV reached SDSU territory and later picked off a Doug Brumfield pass in the end zone on the second play of the fourth quarter.
- N. Avinger started the opener against New Mexico State on Sept. 4, 2021, becoming the first true freshman Aztec cornerback to start since Leon McFadden in 2009 and just the third true freshman to start on defense since 2009 (also S Tariq Thompson in 2017). Then true freshman CJ Baskerville later started at UNLV, along with Avinger in the secondary.

RUSHING DEFENSE

- Opponents rushed 436 times last season with only 14 attempts longer than 20 yards (3.2 pct.) (two at No. 14/15 Utah on Sept. 17, five at Boise State on Sept. 30, two vs. Hawai'i on Oct. 8, one at Nevada on Oct. 22, one against UNLV on Nov. 5, one at New Mexico on Nov. 18 and two vs. Air Force on Nov. 26).
- **Over the past two seasons, opponents have rushed 849 times with only 19 attempts longer than 20 yards (2.2 pct.).**

SDSU UNDER BRADY HOKE

Category	SDSU		Hoke Era	Streak
	2022	Streak		
Overall Record	7-6	L2	36-24	L2
Mountain West Record	5-3	L1	23-16	L1
Home Record	5-2	L1	23-9	L1
Road Record	2-3	W1	12-14	W1
Neutral Record	0-1	L1	1-1	L1
Overtime	0-0	W2	2-0	W2
Gms Dec. by 3 Pts or Less	2-1	L1	6-4	L1
Gms Dec. by 8 Pts or Less	3-2	L1	12-9	L1

SCORING

Scoring - first to score	5-2	L1	22-6	L1
Leading - after 1 qtr	2-3	L2	18-11	L2
Leading - at halftime	7-3	L1	32-8	L1
Leading - after 3 qtr	7-2	L1	34-5	L1
Scoring - 20 or more points	4-3	L1	31-13	L1
Scoring - 30 or more points	3-0	W12	21-2	W13
Scoring - 40 or more points	1-0	W19	8-0	W8

OFFENSE

Total Offense - 500+ yds	0-0	W5	7-1	W3
Total Offense - 400+ yds	4-1	W2	19-5	W2
Passing - 300+ yds	1-1	L1	8-4	L1
Rushing - 200+ yds	2-0	W12	16-2	W13
First Downs - 20+	3-1	W2	18-8	W2
3rd Down Conv. - 50 pct.+	0-1	L1	8-5	L1
No Turnovers	1-0	W9	11-0	W11
Turnovers - 1 or fewer	6-1	W5	28-7	W5
Turnovers - 2 or fewer	6-3	W4	29-13	W4
Field Position - 30 or better	6-2	W5	28-5	W5
Field Position - 25 or better	6-4	L1	33-16	L1
Play Call - 50 pct.+ rushing	6-4	W3	31-9	W3

DEFENSE

Allowing 24 points or less	6-1	L1	34-3	L1
Allowing 17 points or less	6-1	L1	23-1	L1
Total Offense - <=300 yds.	3-2	L2	19-5	L2
Passing - <= 150 yds.	1-2	L1	11-5	L1
Rushing - <= 100 yds	4-2	L1	19-6	L1
First Downs - <= 15	5-2	L2	18-3	L2
3rd Down Conv. - <= 33 pct.	4-2	L2	22-5	L2
Turnovers - forced 2 or more	3-2	W1	17-7	W1
Turnovers - forced 3 or more	2-0	W30	9-2	W6
Field Position - <=25	5-0	W13	18-1	W13
Field Position - <=20	1-0	W3	3-0	W3
Defense Scores Points	1-0	W3	6-3	W3

COMPARISON

SDSU more rushing yards	5-3	L1	27-7	L1
SDSU more return yards	4-5	L2	19-9	L2
SDSU fewer turnovers	4-0	W16	19-2	W16
SDSU same turnovers	2-2	W2	11-7	W2
SDSU more turnovers	1-4	L4	6-14	L4
SDSU more Time of Poss.	5-1	L1	24-5	L1
SDSU more 1st D. and ToP	5-0	W10	21-2	W10
SDSU better Avg. Field Pos	6-1	W6	30-3	W6
SDSU adv. in TO and AFP	3-0	W15	17-1	W14
SDSU ST (KR/PR) Score	2-0	W6	5-0	W5

INDIVIDUAL

Rusher - 100+ Yards	2-0	W8	17-4	W8
Multiple - 100+ Yards	0-0	W19	0-0	n/a
Passer - 300+ Yards	1-1	L1	8-3	L1
Receiver - 100+ Yards	3-1	L1	15-11	L1
100+ Rusher, 300+ Passer	0-0	W2	4-1	W3



Ohio
Aug. 26
4 p.m. PT

Idaho State
Sept. 2
7:30 p.m. PT

UCLA
Sept. 9
4:30 p.m. PT

at Oregon St.
Sept. 16
12:30 p.m. PT

Boise St.*
Sept. 22
7:30 p.m. PT

at Air Force*
Sept. 30
6 p.m. MT

at Hawaii**
Oct. 14
5 p.m. HT

Nevada*
Oct. 21
TBA

Utah St.*
Nov. 4
TBA

at Colorado St.*
Nov. 11
5 p.m. MT

at San Jose St.*
Nov. 18
7:30 p.m. PT

Fresno St.*
Nov. 25
TBA

SAN DIEGO STATE-OHIO SERIES

Series: Ohio leads, 1-0

Last Meeting: Ohio 27, San Diego State 0 (2018 Frisco Bowl)

Home: 0-0; **Away:** 0-0; **Neutral:** 0-1

Qualcomm Stadium / Jack Murphy / SD / Snapdragon: 0-0

Peden Stadium: 0-0

Longest SDSU Win Streak: n/a

Longest Ohio Win Streak: 1, 2018-current

Date	Location (SDSU/Opp. NR)	Score	SDSU	OHIO
D.19.18	N - Toyota Stadium	L	0	27
A.26.23	H - Snapdragon Stadium			

SAN DIEGO STATE VS. CURRENT MAC

Team	W	L	T	Last Meeting
Akron	1	0	0	W, 41-0 (h, 1965)
Ball State	no meetings			
Bowling Green	2	0	1	W, 27-15 (a, 1976)
Buffalo	1	0	0	W, 49-24 (n, 2013)
Central Michigan	1	0	0	W, 48-11 (n, 2019)
Eastern Michigan	1	0	0	W-ot, 23-20 (h, 2018)
Kent State	2	0	0	W, 17-9 (h, 1973)
Miami (Ohio)	no meetings			
Northern Illinois	6	0	0	W, 34-28 (h, 2017)
Ohio	0	1	0	L, 0-27 (n, 2018)
Toledo	1	0	0	W, 17-14 (h, 2022)
Western Michigan	no meetings			
Totals	15	1	1	

RECENT/FUTURE MEETINGS W/ THE MAC

Below is a look at San Diego State Division I games against teams that were a member of the MAC at the time of the game.

Date	Opponent	Location - Stadium	Result
S.30.72	at Kent State	A - Memorial	W 14-0
O.21.72	Bowling Green	H - San Diego	W 35-19
S.30.73	Kent State	H - San Diego	W 17-9
N.23.74	Bowling Green	H - San Diego	T 21-21
S.25.76	Bowling Green	A - Perry	W 27-15
D.21.13	Buffalo (FIPB)	N - Bronco	W 49-24
S.17.16	Northern Illinois	A - Huskie	W 42-28
S.30.17	Northern Illinois	H - SDCCU	W 34-28
S.22.18	Eastern Michigan	H - SDCCU	W-ot 23-20
D.15.18	Ohio (DXLFB)	N - Toyota	L 0-27
D.21.19	Central Michigan (NMB)	N - Dreamstyle	W 48-11
S.24.22	Toledo	H - Snapdragon	W 17-14
A.26.22	Ohio	H - Snapdragon	
S.28.24	Central Michigan	A - Kelly/Shorts	
S.3.27	Eastern Michigan	A - Rynearson	
S.21.30	Central Michigan	H - Snapdragon	

WFIPB - Famous Idaho Potato Bowl (Boise, Idaho). DXLFB - DXL Frisco Bowl (Frisco, Texas). NMB - New Mexico Bowl (Albuquerque, N.M.). Note SDCCU Stadium was formerly known as Qualcomm, Jack Murphy and San Diego Stadium.

SERIES NOTES

- Saturday will mark the second meeting on the gridiron between Ohio and San Diego State.
- The Aztecs lost, 27-0, to the Bobcats in the 2018 Frisco Bowl. SDSU started out 6-1 that season before winning only one more time over its final six games, going 7-6 overall. Only two current San Diego State players were on that bowl trip - S Cedarius Barfield and DL Daniel Okpoko - but both redshirted that season and did not play in the game.
- The two schools are a hefty 2,292-mile drive from one campus to the other. If you did drive from one school to the other and took the shortest route, you would spend quite a bit of time on I-40 and it would take roughly 33 hours of drive time without stops.
- San Diego State is 15-1-1 against current members of the Mid-American Conference, including a 17-14 win over MAC champion Toledo last September. Ohio lost to Toledo in the MAC championship game.
- The Aztecs are 10-1-1 against teams that were members of the MAC at the time of the game. Only seven times since 1976 have the Aztecs encountered a school from the MAC.
- San Diego State faced a member of the MAC for four straight seasons from 2016-19, going 4-1 in that stretch. The Aztecs defeated Northern Illinois twice (at NIU in 2016, at SDSU in 2017), and Eastern Michigan at home in 2018 and Central Michigan in the 2019 New Mexico Bowl. SDSU's lone blemish came to Ohio in the 2018 DXL Frisco Bowl.
- San Diego State is 2-1 all-time against the MAC in bowl games. The Aztecs defeated Buffalo, 49-24, in the Famous Idaho Potato Bowl in 2013, lost to Ohio, 27-0, in the 2018 DXL Frisco Bowl and beat Central Michigan, 48-11, in the 2019 New Mexico Bowl.
- This will mark the seventh time in the last 31 non-conference games (includes bowl games) that San Diego State has faced a current MAC school.

SAN DIEGO STATE-OHIO CONNECTIONS

- San Diego State wide receivers coach Jonathan Krause (2021-22) and defensive line coach Bojay Filimoeatu (2022) each have spent time as an assistant coach at UNLV, while Ohio recruiting coordinator and tight ends coach Brian Metz was a graduate assistant at UNLV in 2019.
- Aztec defensive lineman Kenneth Jiles Jr., and Bobcat defensive end Ryan Logan and wider receiver KJ Howard each attended Hocking College in Nelsonville, Ohio.
- San Diego State wide receiver Ma'jon Wright and Ohio cornerback Roman Parodie each attended Cardinal Gibbons High School in Fort Lauderdale, Florida.

PLAYER CONNECTIONS

Ohio	Hometown/High School/Community College	San Diego State
DE Ryan Logan	Hocking College (OH)	DL Kenneth Jiles Jr.
WR KJ Howard		
CB Roman Parodie	Fort Lauderdale, Fla./Cardinal Gibbons HS	WR Ma'jon Wright

SDSU VS. THE MAC

Rushing	Att.	Yds.	Avg.	TD	Defense	S-A-T	Other		
Jaylon Armstead	3	30	10.0	0	Jalen Mayden	3-5-8			
Kenan Christon	5	27	5.4	0	Garret Fountain	4-2-6	1.0 SCK, 2.0 TFL, 1 QBH		
					Dez Malone	4-1-5	1 PBU		
Passing	C-A-I	Yds.	TD	Eff.	Cooper McDonald	4-0-4	1 FR, 2 QBH		
n/a					Davaughn Celestine	2-1-3	1 INT		
					Noah Tumblyn	2-0-2			
Receiving	No.	Yds.	Avg.	TD	Cedarius Barfield	1-0-1	1 INT, 1 PBU		
Mark Redman	4	19	4.8	0	Noah Avinger	1-0-1			
Mekhi Shaw	2	21	10.5	0	Dallas Branch	1-0-1			
Kenan Christon	2	-3	-1.5	0	Chris Johnson	1-0-1			
Cam Davis	1	4	4.0	0	Ryan Wintermeyer	1-0-1			
					Eric Butler	0-1-1			
Kickoff Returns	No.	Yds.	Avg.	TD	Punting	No.	Yds.	Avg.	Long
Brionne Penny	1	31	31.0	0	Jack Browning	9	364	40.4	56
Punt Returns	No.	Yds.	Avg.	TD					
n/a					Kicking	FG-FGA	Long	PAT-PATA	
					Jack Browning	1-1	50	2-2	

LAST GAME VS. OHIO

SAN DIEGO STATE	0	0	0	0	-	0
OHIO	3	14	3	7	-	27

Dec. 19, 2018 | Toyota Stadium | Frisco, Texas | 7:05 p.m. CT | Attendance: 11,029



TEAM STATISTICS

	SDSU	OHIO
FIRST DOWNS	18	21
Rushing	10	10
Passing	8	10
Penalty	0	1
NET YARDS RUSHING	153	215
Rushing Attempts	36	40
Average Per Rush	4.2	5.4
Rushing Touchdowns	0	2
Yards Gained Rushing	195	229
Yards Lost Rushing	42	14
NET YARDS PASSING	134	206
Completions-Attempts-Int	12-26-1	10-22-1
Average Per Attempt	5.2	9.4
Average Per Completion	11.2	20.6
Passing Touchdowns	0	1
TOTAL OFFENSE YARDS	287	421
Total offense plays	62	62
Average Gain Per Play	4.6	6.8
Fumbles: Number-Lost	3-1	3-1
Penalties: Number-Yards	4-35	
PUNTS-YARDS	5-192	1-37
Average Yards Per Punt	38.4	37.0
Net Yards Per Punt	32.2	37.0
KICKOFFS-YARDS	1-65	6-372
Average Yards Per Kickoff	65.0	62.0
Net Yards Per Kickoff	40.0	43.8
Touchbacks	0	0
Punt returns: Number-Yards-TD	1-0-0	2-31-0
Kickoff returns: Number-Yds-TD	5-84-0	0-0-0
Interceptions: Number-Yds-TD	1-0-0	1-4-0
Fumble Returns: Number-Yds-TD	0-0-0	0-0-0
Possession Time	28:23	31:37
Third-Down Conversions	6 of 15	6 of 11
Fourth-Down Conversions	2 of 3	2 of 2
Red-Zone Scores-Chances	0-3	4-4
Touchdowns	0-3	2-4
Field goals	0-3	2-4
Sacks By: Number-Yards	1-1	3-19
PAT Kicks	0-0	3-3
Field Goals	0-1	2-2
Points off turnovers	0	0

▶▶ GAME NOTES

Bowl Notes

- San Diego State played in its ninth consecutive bowl, tied for the 12th-longest streak in the country.
- The Aztecs are one of 14 schools and one of two from a Group of 5 program to play in at least nine straight bowl games.
- Head coach Rocky Long has guided SDSU to a bowl game in each of his first eight seasons, making him one of only six active coaches to lead their current team to a bowl game in each of his first eight campaigns.

Game Notes

- Washington broke 100 yards rushing for the second straight game, fifth time this season and seventh time of his career.
- SDSU was shut out for the first time in a game since Nov. 18, 2006 at TCU (L, 0-52). San Diego State had gone 155 games without being shut out prior to tonight.
- The Aztecs lost their first game against a team from the Mid-American Conference (MAC) and are now 13-1-1 all-time against current teams from the MAC.

Aztecs Fall to Ohio, 27-0, in 2018 Frisco Bowl

FRISCO, Texas -- What looked as if it might go down as one of the great seasons in SDSU program history at the midway point of the season came to an end with a 27-0 defeat to Ohio in the DXL Frisco Bowl.

Despite a string of devastating injuries on the offensive side of the ball that resulted in a disappointing second half to the campaign, the Aztecs still finished the 2018 campaign with a winning record, a ninth consecutive season with a bowl appearance and two victories over top 25 teams.

The Bobcats used a bruising ground game, rushing for 215 yards on 40 carries to dominate possession time (18:07 in the first half alone) and took advantage of scoring opportunities, going 4 for 4 in the red zone (20 points) while San Diego State was 0 for 3 inside the 20 (no points).

Ohio was able to continue drives even when the Aztecs had appeared to have them stopped. The Bobcats converted on 8-of-13 third or fourth down conversions in the game.

After holding the Aztecs scoreless on a 9-play drive to open the game, Ohio marched 66 yards on a 12 plays, that consumed 6:56 to get on the scoreboard on a 30-yard field goal from Louie Zervos.

Following an SDSU punt, Ohio found the end zone following a 72-yard drive. The touchdown drive, in which the Bobcats converted three third downs and a fourth down, was capped by a 9-yard rush by Nathan Rourke to give Ohio a 10-0 lead.

Late in the second quarter, San Diego State got the ball back on its own 20 with 2:08 remaining. The Aztecs picked up one first down but was forced to punt and when Nelson returned a punt 30 yards to the SDSU 43 with 61 seconds remaining, Ohio was back in business.

The Bobcats finished the 43-yard drive for a touchdown and a 17-0 lead at intermission when Rourke scored from 11 yards out.

Ohio received the opening kickoff and tacked on a field goal to go up 20-0. The Aztecs had three second-half drives that ended inside the Ohio 20-yard line without points. On those three possessions, SDSU had two turnovers along with failure to convert on fourth down.

Offensively, the Aztecs were led by junior Jwan Washington, who carried 19 times for 129 yards and a 6.8 yard per rush average. The 6.8 yard average marked Washington's highest single-game average for any game with at least 17 carries.

Redshirt freshman Isaiah Richardson, playing in his first collegiate game, led the Aztecs with three receptions for 58 yards.

Defensively, senior Parker Baldwin paced the Aztecs with nine tackles, including five solo stops, and added a second quarter interception. Sophomore Tariq Thompson and junior Kyahva Tezino added seven tackles apiece.

>>SCORING SUMMARY

Qtr	Time	Team	Scoring Play	Plays	TOP	Score
1st	2:20	OHIO	Zervos 30 yd field goal	12-66	6:50	0-3
2nd	7:57	OHIO	Rourke 9 yd run (Zervos kick)	15-72	6:55	0-10
2nd	0:07	OHIO	Rourke 11 yd run (Zervos kick)	5-43	0:54	0-17
3rd	11:33	OHIO	Zervos 26 yd field goal	7-66	3:27	0-20
4th	12:41	OHIO	Myer 35 yd pass f/Rourke (Zervos kick)	4-56	2:02	0-27

INDIVIDUAL STATISTICS

>>SAN DIEGO STATE

Rushing	Att	Yds	TD	Long	Avg
Washington	19	129	0	44	6.8
Chapman	5	14	0	9	2.8
Williams	1	11	0	11	11.0
Agnew	7	10	0	9	1.4
Byrd	1	3	0	3	3.0
Trevillion	3	-14	0	1	-4.7
Totals	36	153	0	44	4.2

Passing	C-A-I	Yds	TD	Long	Sack
Agnew	11-24-1	126	0	30	2
Chapman	1-2-0	8	0	8	1
Totals	12-26-1	134	0	30	3

Receiving	No.	Yds	TD	Long
Richardson	3	58	0	30
Washington	3	14	0	8
Smith	2	25	0	18
Houston	2	15	0	11
Totals	12	134	0	30

>>OHIO

Rushing	Att	Yds	TD	Long	Avg
Ouellette	29	164	0	15	5.7
Rourke	9	44	2	13	4.9
White	1	14	0	14	14.0
Team	1	-7	0	0	-7.0
Totals	40	215	2	15	5.4

Passing	C-A-I	Yds	TD	Long	Sack
Rourke	10-22-1	206	1	54	1
Totals	10-22-1	206	1	54	1

Receiving	No.	Yds	TD	Long
White	4	90	0	54
Meyer	2	60	1	35
Ouellette	2	33	0	18
Odom	1	14	0	14
Brown	1	9	0	9
Totals	10	206	1	54

TOP SCORING DEFENSES SINCE 2014

Best scoring defenses since start of 2014 (min. 100 GP)

Rk.	School	Pts. Allowed Per Game
1.	Georgia	16.88
2.	Clemson	16.90
3.	Alabama	16.93
4.	Wisconsin	17.5
5.	Iowa	18.5
6.	San Diego State	18.9
7.	Michigan	19.0
8.	Ohio State	19.8
9.	Penn State	20.0
10.	Appalachian State	20.1

TOP TOTAL DEFENSES SINCE 2014

Best total defenses since start of 2014 (min. 100 GP)

Rk.	School	Total Yds. Allowed Per Game
1.	Wisconsin	288.2
2.	Michigan	299.1
3.	Clemson	300.2
4.	Georgia	303.3
5.	Alabama	304.0
6.	San Diego State	312.6
7.	Iowa	323.9
8.	Appalachian State	329.5
9.	Ohio State	331.4
10.	Penn State	334.2

MOST INTERCEPTIONS SINCE 2014

Below is a list of the most interceptions forced in the FBS since the beginning of the 2014 campaign.

Rk.	Team	INT
1.	Iowa	145
2.	San Diego State	143
3.	Clemson	132
4.	Alabama	130
5.	Ohio State	127
	Wisconsin	127
7.	Louisiana Tech	126
8.	Oregon	125
9.	Appalachian State	124
	Utah	124

MOST TURNOVERS FORCED SINCE 2014

Below is a list of the most turnovers forced in the FBS since the beginning of the 2014 campaign.

Rk.	Team	TO Forced
1.	Louisiana Tech	216
2.	Clemson	214
3.	Memphis	210
	Ohio State	210
5.	Utah	209
6.	Iowa	207
	UCF	207
8.	San Diego State	206
	Alabama	206
10.	Troy	204

FEWEST INT. THROWN SINCE 2015

Fewest INT by an FBS team since 2015 (min. 60 GP)

Rk.	School	Int.
1.	Navy	41
2.	Air Force	46
3.	Army	49
4.	San Diego State	50
5.	Alabama	55

- Opponent rush average last year vs. SDSU by down: 1st - 4.1; 2nd - 3.5; 3rd - 1.7; 4th - (-1.9).
- Opponent rush average last year vs. SDSU by quarter: 1st - 3.2; 2nd - 2.5; 3rd - 4.3; 4th - 3.7 - and by half: 1st - 2.9; 2nd - 4.0.
- San Diego State allowed negative 3 yards rushing to Fresno State on Oct. 29, its fewest in a game since having negative 16 yards to SMU in the 2012 Hawai'i Bowl and fewest in a home game since at least 1996.
- Fresno State averaged negative 0.12 yards per carry vs. San Diego State.
- **San Diego State held Middle Tennessee State in the 2022 EasyPost Hawai'i Bowl to a Division I-era program-record minus-66 yards rushing, eclipsing a minus-44-yard effort against Cal State Los Angeles on Sept. 27, 1969.**
- **The minus-66 yards rushing were the fewest allowed in a FBS game since Michigan State held Tulsa to minus-73 yards on Oct. 30, 2019 and fewest in any bowl game since at least 1996.**
- The Aztecs did not allow a rushing first down for the first time in any game since at least 1996.

PASSING DEFENSE

- **SDSU's 143 interceptions since the 2014 season are the second most in the country over that span (Iowa, 145) while its 15 interceptions returned for a touchdown ranks in a tie for 16th.**
- San Diego State had a season-high seven sacks at Fresno State on Oct. 29 after recording 11 the first seven games of the season. The Aztecs then had another seven in the EasyPost Hawai'i Bowl against Middle Tennessee on Dec. 24.
- **The Aztecs had 28 sacks and 60 tackles for loss over the final seven games.**
- CB Dallas Branch and CB Dez Malone each ranked in a tie for fifth in the Mountain West in interceptions (3, T-43rd in FBS) and a tie for ninth in interceptions per game (0.23).
- Branch had an interception in three straight games last year from Nov. 5-18, which was tied for the longest in FBS play this season. Only two Aztecs since 2007 have had a longer streak - Larry Parker in 2011 and Vonnie Holmes in 2007, each with four.
- CB Noah Tumblyn's four pass breakups in the 2021 opener against New Mexico State were tied for the fifth most in a game in FBS last season and tied for the fourth most in a game in school history (an Aztec has only recorded games with at least four PBUs 16 times in program history).

BULLET NOTES - SPECIAL TEAMS

- ESPN's special teams efficiency rating had San Diego State at 72.2, which ranked second in FBS, trailing only South Carolina (79.8). The Aztecs were fifth in 2021 at 69.9.
- Since the start of the 2015 season, San Diego State has 14 kickoff returns for touchdowns, the most in FBS play over that time. To put that stat into perspective, 14 other teams have played at least 60 games over that span and do not have a single kick return touchdown.
- The Aztecs also have five 100-yard kickoff return touchdowns since 2015, one behind Western Michigan for the most in FBS play over that span.
- San Diego State had five non-offensive touchdowns last year, including a blocked punt recovery in the end zone to score against Arizona on Sept. 3, a returned punt for a touchdown against Idaho on Sept. 10, a blocked punt and return at Boise State on Sept. 30, a fumble return at Nevada on Oct. 22 and a kick return touchdown against San Jose State on Nov. 12. The five non-offensive touchdowns were tied for seventh most in the country, only trailing Mississippi State (7), Western Kentucky (7), Iowa (6), Middle Tennessee (6), Pittsburgh (6) and TCU (6).
- The Aztecs have 10 non-offensive touchdowns since the start of the 2021 season. Only three schools have more non-offensive touchdowns over that span, including Middle Tennessee State (14), Iowa (12) and Pittsburgh (12). Over that span, SDSU has four blocked punt returns for touchdowns, two interception returns for touchdowns, two kickoff returns for a touchdown, a fumble recovery for a touchdown and one punt return for a touchdown.
- Since the start of the 2020 season, San Diego State has 14 non-offensive touchdowns, tied with Houston, Pittsburgh and TCU for the fourth most in the country over that span, trailing only Middle Tennessee State (16), Alabama (15) and Iowa (15).
- P/K Jack Browning has been named the 2023 Mountain West Preseason Special Teams Player of the Year. Browning is the second straight Aztec to be named the MW Preseason Special Teams of the Year (Jordan Byrd) and the fourth overall (also Rashaad Penny in 2016 and 2017).
- Browning is just the second Aztec punter to garner preseason all-MW accolades, joining Brian Stahovich (2010 and 2011).
- Browning was named the 2022 Mountain West Special Teams Player of the Year, SDSU's second straight punter to win the award and the fifth time an Aztec has captured the award in the last eight years (since 2015). The five special teams players of the year are the most in the history of the league (started in 1999). Browning also made the all-MW first team as a punter.
- **Browning ranked third in SDSU single-season history last year in punt average (46.10), tied for third in field goals (20) and tied for seventh in field goal percentage (80.0).**
- Last year, Browning tied for the FBS lead in PAT percentage (100.00), and was sixth in punt average (46.1, 1st in MW), tied for sixth in punts inside the 20-yard line (28, 1st in MW), eighth in kickoff average (64.14, 1st in MW) and total punt yards (3,145, 3rd in MW), 12th in net punt average (42.3, 1st in MW), tied for 12th in field goal attempts per game (1.92, T-1st in MW), tied for 14th in field goal attempts (25, T-2nd in MW), 16th in punt yards per game (241.92, 3rd in MW), tied for 16th in total punts (68, 3rd in MW) and field goals made (20, 3rd in MW), and tied for 17th in field goals per game (1.54, T-3rd in MW) and punts per game (5.25, 4th in MW). Browning also was second in the league in kickoff touchbacks (37, T-48th in FBS), third in kickoff touchback percentage (62.71, 37th in FBS), fourth in field goal percentage (80.00, T-47th in FBS), fifth in total points (90), sixth in points per game (6.92), seventh in made PATs (30) and attempted PATs (30), and tied for eighth in points responsible for (90).
- Browning didn't have a touchback from a punt until his 33th attempt of the season last year (Sept. 30 at Boise State).
- Browning made his first career eight field goal attempts and made 20 of 25 last season.
- Browning had seven games with multiple field goals, including three each in back-to-back games vs. Hawai'i (Oct. 8) and at Nevada (Oct. 22).

- **Browning** had an impressive game against Idaho State on Sept. 10, 2022, punting six times for a 47.5 avg., with all six landing inside the 20-yard line, including five inside the 10 and four inside the 5. He became just the second punter with four punts inside the 5-yard line since at least 2012 (also Michael Dickson (Texas) vs. Missouri on Dec. 27, 2017). Additionally, Dickson was the only player since 2012 with more than five punts inside the 10 (he had six). Off Browning's six punts, Idaho State averaged a 4.83 starting field position. He also made his only field goal and all five PATs, while kicking off seven times for a 65.7 average with six touchbacks. He also had a 26-yard rush on a fake punt attempt.
- **Browning** was named the Mountain West Special Teams Player of the Week for the first time of his career on Sept. 26, 2022 for his play against Toledo on Sept. 24. In the kicking game, Browning made his only field goal attempt - a career-long 50-yarder - and was 2-for-2 in PATs. Browning also punted nine times for 364 yards (40.4 avg.) (three of his punts started in Toledo territory) with a long of 56 yards. Out of his nine punts, six landed inside the 20 (last six of the game) and three inside the 10. Out of his nine punts, Toledo averaged a 21.7-yard field position. Browning also kicked off four times for a 64.2 average with two touchbacks. Off his four kickoffs, Toledo averaged a 22-yard field position. Out of his 13 overall kicks (punts and kickoffs), Toledo averaged starting on its own 21.8-yard line.
- **Browning** had another good game at Boise State on Sept. 30, 2022, punting a career-high 10 times for a career-high 48.5 average. The 48.5 average was the third highest last season for those with at least 10 punts in a game and the 24th highest since at least 1996. Browning also made both of his field goal attempts.
- **Browning** was named the Mountain West Special Teams Player of the Week for the second time of his career on Nov. 21, 2022, for his play at New Mexico on Nov. 18. Browning made all six kicks (four PATs, two field goals), scoring 10 of SDSU's 34 points. He also punted twice for a 52.5 average, including a career long of 63 yards, and kicked off seven times with four touchbacks for a 64.1 average, while logging a tackle on a kickoff.
- For his career on planned fakes, **Browning** has rushed three times on fake punts/kicks for 72 yards (24.0 avg.) with a touchdown.
- **Cedarius Barfield** tied for second in the Mountain West last year in blocked kicks (1, T-16th in FBS).
- **Jaylon Armstead** tied for second in the Mountain West in punt return touchdowns (1) (off a blocked punt).
- Full bios of selected defensive players:
- P/K **Jack Browning** - pgs. 26-27

AZTECS PICKED FOURTH IN MW PRESEASON POLL; BROWNING MW ST POTY

San Diego State's defending Mountain West Special Teams Player of the Year Jack Browning has been named the 2023 preseason Mountain West Player of the Year, the league announced on July 19. Browning is one of four preseason all-conference selections for the Aztecs, who were also picked to finish fourth in the first one-division preseason poll since 2012.

Browning, who also made the preseason all-conference team at punter, was joined on the team by tight end Mark Redman, offensive guard Cade Bennett and linebacker Cody Moon. SDSU's four preseason all-league selections only trailed Wyoming for the most in the MW.

The all-conference team and preseason poll are voted on by media representatives who cover the conference.

Browning is coming off a spectacular year after taking over for 2021 Ray Guy Award winner Matt Araiza, following him by handling all three kicking duties (punting, field goals/PATs, kickoffs). Browning punted 68 times for 3,135 yards (46.1 avg.) with a long of 63 yards and a net punt average of 42.3. Out of his 68 punts, 28 landed inside the 20-yard line, including 14 inside the 10 and six inside the 5. Browning, who was named a second-team Pro Football Focus All-American and an honorable-mention College Football Network All-American at punter, also made 20 of 25 field goal attempts (80.0 pct.) with a long of 52 yards and all 30 PATs. Additionally, he kicked off 59 times for 3,784 yards (64.1 avg.) with 37 touchbacks.

Browning ranked third in San Diego State single-season history in punt average (46.10), tied for third in field goals (20) and tied for seventh in field goal percentage (80.0). Among the national leaders, Browning tied for the FBS lead in PAT percentage (100.00), and was sixth in punt average (46.1, 1st in MW), tied for sixth in punts inside the 20-yard line (28, 1st in MW), eighth in kickoff average (64.14, 1st in MW) and total punt yards (3,145, 3rd in MW), 12th in net punt average (42.3, 1st in MW), tied for 12th in field goal attempts per game (1.92, T-1st in MW), tied for 14th in field goal attempts (25, T-2nd in MW), 16th in punt yards per game (241.92, 3rd in MW), tied for 16th in total punts (68, 3rd in MW) and field goals made (20, 3rd in MW), and tied for 17th in field goals per game (1.54, T-3rd in MW) and punts per game (5.25, 4th in MW). Additionally, Browning was second in the league in kickoff touchbacks (37, T-48th in FBS), third in kickoff touchback percentage (62.71, 37th in FBS), fourth in field goal percentage (80.00, T-47th in FBS), fifth in total points (90), sixth in points per game (6.92), seventh in made PATs (30) and attempted PATs (30), and tied for eighth in points responsible for (90).

Redman, meanwhile, had a solid first season with the Aztecs in 2022, making 21 catches for 233 yards (11.1 avg.) with two touchdowns on the season in 12 starts (13 games played) with a long catch of 28 yards. Among Mountain West tight ends, Redman ranked second in yards per reception (11.1, min. 20 rec.), third in yards (233), and tied for fourth in receptions (21) and touchdowns (2). For his efforts, the Washington transfer was named a second-team all-league pick.

Bennett is coming off a good first year with SDSU in 2022, earning second-team all-MW accolades by the league's coaches and media. An Oklahoma State transfer, Bennett started and played the first 12 games of the season (748 of the team's first 755 offensive snaps before an injury), allowing only six quarterback pressures (no sacks) in 367 passing opportunities. According to Pro Football Focus, his 82.4 pass block rating was the second highest in the MW among offensive linemen and first among MW guards (min. 300 pass opportunities).

Moon, meanwhile, made the preseason all-MW team after earning honorable-mention accolades while with New Mexico in 2022. Moon logged team highs of 105 tackles, 9.5 tackles for loss and 4.5 sacks with the Lobos a year ago after making 44 stops, 0.5 sacks, 1.5 tackles for loss, an interception, a pass breakup and a fumble recovery as a redshirt freshman in 2021. A former walk-on, Moon has compiled 21 tackles in two games against San Diego State, including 13 last year in the November meeting in Albuquerque, New Mexico.

The Aztecs, meanwhile, picked up 338 points and one first-place vote in the preseason poll voted on by 36 media members. Boise State was picked to win the league with 433 points and 28 first-place votes, while Air Force had 364 points and two first-place votes and Fresno State picked up 351 points and five first-place votes. San José State was a distant fifth with 293 points, and Wyoming (281), Col-

MOUNTAIN WEST STANDINGS / SINCE 2013

Below is a look at the best Mountain West records in league games since the current 12-team conference began in 2013 (includes championship & bowl games; through 2022 season).

Rk.	Team	W	L	Pct.	GB
1.	Boise State	67	16	.807	--
2.	San Diego State	58	23	.716	8.0
3.	Utah State	49	31	.613	16.5
4.	Fresno State	49	34	.590	18.0
5.	Air Force	43	34	.558	21.0
6.	Colorado State	37	40	.474	27.0
7.	Nevada	38	42	.475	27.5
8.	Wyoming	35	44	.443	30.0
9.	San José State	32	46	.410	32.5
10.	Hawai'i	27	54	.333	39.0
11.	UNLV	24	54	.308	40.5
12.	New Mexico	19	60	.241	46.0

CAREER START CHART

Career Starts (Off/Def)	'17	'18	'19	'20	'21	'22	Total
Brandon Crenshaw-Dickson, RT/LT	-	RS	0	14	12	26	26
Cedarius Barfield, S/CB	-	RS	0	4	9	7	20
Cooper McDonald, LB	-	-	0	10	6	16	16
Mark Redman, TE	-	-	-	0	1	12	13
Noah Tumblyn, CB	-	-	RS	0	8	5	13
Cade Bennett, LG	-	-	-	RS	0	12	12
Davaughn Celestine, S	-	-	RS	0	0	11	11
Dez Malone, CB	-	-	-	RS	0	11	11
Jay Rudolph, TE	-	-	-	0	5	5	10
Cody Moon, LB	-	-	-	RS	0	9	9
Dallas Branch, CB	-	-	-	0	4	5	9
Jalen Mayden, QB	-	0	0	-	0	8	8
Noah Avinger, CB	-	-	-	-	3	5	8
Ross Ulugalu-Maseuli, RG	-	-	-	-	RS	6	7
Zyrus Fiasseu, LB	-	-	-	-	RS	6	6
Mekhi Shaw, WR	-	-	-	RS	1	5	6
Thomas Mirabella, RG	-	-	-	RS	0	5	5
Dean Abdullah, RG	-	-	-	-	-	3	3
Jaylon Armstead, RB	-	-	-	RS	0	2	2
Martin Blake, RB	-	-	-	-	RS	2	2
Kyron White, S	-	-	RS	0	0	2	2
Joey Wright, LT	-	-	-	RS	0	1	1
Vai Kaho, LB	-	-	-	0	1	0	1

Nine of Moon's starts came at New Mexico; One of Redman's starts came at Washington

MOST GAMES / CONSECUTIVE GAMES

Most Games Played	Games
Cedarius Barfield, S/CB	38
Garret Fountain, DL/LB	36
Noah Tumblyn, CB	34
Dallas Branch, CB	30
Wyatt Draeger, DL	30
Vai Kaho, LB	30

Consecutive Games Played	Streak
Garret Fountain, DL/LB	30
Mark Redman, TE	29
Brandon Crenshaw-Dickson, OL	27
Ryan Wintermeyer, LS	27
Cody Moon, LB	24

AZTECS IN THE NFL (AS OF AUG. 18, 2023)

(According to NFL.com; * - practice squad player; ^ - injured list)

CURRENT NFL TEAM SDSU LETTERS

ATLANTA FALCONS

Darren Hall, CB 2018-19-20

ARIZONA CARDINALS

Aaron Brewer, LS 2008-09-10-11
Cameron Thomas, LB 2019-20-21

BUFFALO BILLS

Tyrell Shavers, WR 2021-22

GREEN BAY PACKERS

Keshawn Banks, DL 2018-19-20-21-22

HOUSTON TEXANS

Jesse Matthews, WR 2019-20-21-22

INDIANAPOLIS COLTS

Segun Olubi, LB 2020-21

LOS ANGELES RAMS

Braxton Burmeister, WR 2022
Zachary Thomas, OL 2017-19-20-21

MIAMI DOLPHINS

Alama Uluave, OL 2018-19-20-21-22

NEW ENGLAND PATRIOTS

Calvin Munson, LB 2013-14-15-16
Justus Tavai, DL 2022

NEW YORK GIANTS

Daniel Bellinger, TE 2018-19-20-21

NEW YORK JETS

Nick Bowden, FB 2014, 16-17

PHILADELPHIA EAGLES

Rashaad Penny, RB 2014-15-16-17

PITTSBURGH STEELERS

Greg Bell, RB 2020-21
Luc Barcoo, CB 2018-19
Jordan Byrd, RB 2018-19-20-21-22
William Dunkle, OL 2019-20-21
Damontae Kazee, S 2013-14-15-16
Trenton Thompson, S 2016-18-19-20-21

SAN FRANCISCO 49ERS

Alex Barrett, DL 2013-14-15-16
Tayler Hawkins, CB 2017-18-19-20-21
Keith Ismael, OL 2019-20-21
Kyaha Tezino, LB 2016-17-18-19

TAMPA BAY BUCCANEERS

David Wells, TE 2013-15-16-17

TENNESSEE TITANS

Daniel Brunskill, OL 2013-14-15-16

Colorado State (201), Utah State (194), UNLV (177, one first-place vote), Hawai'i (102), Nevada (92) and New Mexico (60) rounded out the preseason poll.

A team from the former West Division (San Diego State, Fresno State, Hawai'i, Nevada, UNLV and San José State) has won five of the past eight MW Championships, including the Aztecs in both 2015 and 2016.

Mountain West Football Preseason Players of the Year

Offensive Player of the Year: Chevan Cordeiro, Sr., QB, San José State

Defensive Player of the Year: Easton Gibbs, Jr., LB, Wyoming

Special Teams Player of the Year: Jack Browning, Sr., PK/P, San Diego State

2023 Mountain West Football Preseason All-Conference Team

Offense

QB Chevan Cordeiro, Sr., San José State
WR Tory Horton, Sr., Colorado State
WR Justin Lockhart, Jr., San José State
RB John Lee Eldridge III, Sr., Air Force
RB George Holani, Sr., Boise State
OL Thor Paglialong, Sr., Air Force
OL Cade Beresford, Sr., Boise State
OL Mose Vavao, Sr., Fresno State
OL Cade Bennett, Jr., San Diego State
OL Frank Crum, Sr., Wyoming
TE Mark Redman, Sr., San Diego State

Defense

DL Payton Zdroik, Jr., Air Force
DL Mohamed Kamara, Sr., Colorado State
DL Devo Bridges, Sr., Fresno State
DL Jordan Bertagnole, Jr., Wyoming
DL DeVonne Harris, Jr., Wyoming
LB DJ Schramm, Sr., Boise State
LB Cody Moon, Jr., San Diego State
LB Easton Gibbs, Jr., Wyoming
DB Trey Taylor, Sr., Air Force
DB Jack Howell, Jr., Colorado State
DB Cam Stone, Sr., Hawai'i
DB Ike Larsen, So., Utah State

Special Teams

P Jack Browning, Sr., San Diego State
PK John Hoyland, Jr., Wyoming
PR Tory Horton, Sr., Colorado State
KR Christian Washington, So., New Mexico

Preseason All-Conference Notes: Jack Browning is the second straight Aztec to be named the Mountain West Preseason Special Teams Player of the Year (Jordan Byrd) and the fourth overall (also Rashaad Penny in 2016 and 2017) ... A SDSU player has earned MW Special Teams Player-of-the-Year honors five times in the last eight years (Penny in 2015, 2016 and 2017, Matt Araiza in 2021 and Browning in 2022), the most in the 24-year history of the league ... SDSU's four preseason all-league honorees only trailed Wyoming's five ... San Diego State's two preseason off-season players matched Air Force, Boise State and San José State for the most in the league ... The Aztecs have at least three all-MW preseason picks in nine straight years after doing so just four times over the previous 10 years (2005-14) ... Mark Redman is the first SDSU tight end to earn preseason all-MW honors since David Wells in 2017 and just the second since 2012 ... Cody Moon made the preseason all-MW team despite never playing a snap at San Diego State (he lettered at New Mexico from 2021-22) ... Browning is just the second Aztec punter to garner preseason all-MW accolades, joining Brian Stahovich (2010 and 2011).

2023 Mountain West Preseason Poll

Team (First-Place Votes)	Points
1. Boise State (28)	433
2. Air Force (2)	364
3. Fresno State (5)	351
4. San Diego State (1)	338
5. San José State	293
6. Wyoming	281
7. Colorado State	201
8. Utah State	194
9. UNLV (1)	177
10. Hawai'i	102
11. Nevada	92
12. New Mexico	60

Preseason All-Conference Team Notes: This is the first Mountain West preseason poll without divisions since 2012 when the Aztecs were picked fifth and captured the league title along with Boise State and Fresno State ... SDSU's 338 total points and 9.39 average points per voter are its highest in league history ... San Diego State, which averaged a predicted finish of 6.5 from 2005-12, has ended up at or better than its predicted finish in 10 of the last 14 seasons and 13 times over the past 18 years ... The Aztecs have won two of the last eight MW titles (2015 and 2016) and three of the past 11 (also 2012) ... Three of the five previous times Brady Hoke was head coach, SDSU finished above its preseason selection (finished seventh in 2009 after being picked eighth, finished tied for third in 2010 after being picked sixth and finished first in the West Division in 2021 after being picked third).

2023 PRESEASON ACCOLADES

► **Team Honors**

► **Projected Finish**

T-2nd in Mountain West (Phil Steele Magazine)
4th in Mountain West (MW media)

4th in Mountain West (*Athlon Sports*)

4th in Mountain West (*Lindy's Sports*)

► Team Rankings

2nd in Mountain West recruiting class (*Phil Steele Magazine*)

3rd in Mountain West; 59th overall (*Phil Steele Magazine* power poll)

4th in Mountain West; 54th overall (*Phil Steele Magazine* preseason poll)

► Unit Rankings

Special Teams - first in Mountain West; 5th overall (*Phil Steele Magazine*)

Defensive Backs - first in Mountain West; 35th overall (*Phil Steele Magazine*)

Linebackers - third in Mountain West; 53rd overall (*Phil Steele Magazine*)

Quarterbacks - fourth in Mountain West (*Phil Steele Magazine*)

Running Backs - fourth in Mountain West (*Phil Steele Magazine*)

Defensive Line - fourth in Mountain West (*Phil Steele Magazine*)

► Games to Watch

Sept. 9, San Diego State vs. UCLA (*Lindy's Sports*)

Sept. 16, San Diego State at Oregon State (*Lindy's Sports*)

Sept. 22, San Diego State vs. Boise State (*Lindy's Sports*)

Nov. 25, Fresno State at San Diego State (*Lindy's Sports*)

► Individual Honors

Tupu Alualu | Jr. | Honolulu, Hawaii | Offensive Line

Polynesian College Football Player of the Year Watch List (Polynesian Ancestry)

Cedarious Barfield | ^Sr. | El Paso, Texas | Safety

All-Mountain West third team - *Phil Steele Magazine*

All-Mountain West fourth team - *Athlon Sports*

Cade Bennett | Jr. | Scottsdale, Ariz. | Offensive Line

Outland Trophy Watch List (Top Interior Lineman)

All-Mountain West first team - MW Media

All-Mountain West first team - Pro Football Focus

All-Mountain West first team - *Phil Steele Magazine*

All-Mountain West first team - *Athlon Sports*

All-Mountain West first team - *Lindy's Sports*

All-Mountain West first team - *Sports Info Solutions*

Dallas Branch | ^Sr. | Redondo Beach, Calif. | Cornerback

All-Mountain West first team - *Lindy's Sports*

All-Mountain West third team - Pro Football Focus

All-Mountain West third team - *Athlon Sports*

Jack Browning | ^Sr. | Lakeside, Calif. | Kicker/Punter

All-American first team (P) - *Sports Info Solutions*

Ray Guy Award Watch List (Best Collegiate Punter)

Lou Groza Award Watch List (Top Placekicker)

Mountain West Special Teams Player of the Year - MW media

All-Mountain West first team (P) - MW Media

All-Mountain West first team (P) - Pro Football Focus

All-Mountain West first team (P) - *Phil Steele Magazine*

All-Mountain West first team (P) - *Athlon Sports*

All-Mountain West first team (P) - *Lindy's Sports*

All-Mountain West first team (P) - *Sports Info Solutions*

All-Mountain West third team (K) - Pro Football Focus

All-Mountain West third team (K) - *Phil Steele Magazine*

All-Mountain West third team (K) - *Athlon Sports*

"No. 4-rated punter in FBS" - *Lindy's Sports*

"No. 6 draft-eligible punter in FBS" - *Phil Steele Magazine*

"No. 6 draft-eligible kicker in FBS" - *Phil Steele Magazine*

"No. 8 NFL Talent in MW" - *Lindy's Sports*

SPECIAL TEAMS SCORING PLAYS SINCE 2011

2022

Jordan Byrd95-yard KR vs. San Jose State (N.12) (TD)

Tyrell Shavers.....Punt block; Returned for touchdown (S.30) (TD)

Jordan Byrd.....66-yard PR vs. Idaho State (S.10) (TD)

Team.....Punt block; Jaylon Armstead returned for a
.....touchdown vs. Arizona (S.3) (TD)

2021

Tyrell ShaversPunt block; Trenton Thompson returned for
.....touchdown vs. Towson (S.25) (TD)

Jordan Byrd100-yard KR vs. Utah (S.18) (TD)

Kaegun Williams.....Punt block; Tyrell Shavers returned for
.....touchdown at Arizona (S.11) (TD)

2020

Jordan Byrd93-yard KR vs. Colorado State (D.5) (TD)

BJ Busbee90-yard KR vs. Colorado State (D.5) (TD)

2019

Trenton Thompson.....Punt block; Caden McDonald returned for
.....touchdown at UNLV (10.26) (TD)

Kaegun Williams.....95-yard KR vs. San José State (O.19) (TD)

2018

Kaelin HimphillPunt block; Trenton Thompson returned for
.....touchdown vs. Air Force (O.12) (TD)

2017

Juwan Washington.....78-yd KR vs. Army West Point (D.23) (TD)

Rashaad Penny100-yd KR vs. Nevada (N.18) (TD)

Rashaad Penny70-yd PR vs. Nevada (N.18) (TD)

Juwan Washington96-yd KR vs. Northern Illinois (S.30) (TD)

Rashaad Penny99-yd KR at Arizona State (S.9) (TD)

2016

Juwan Washington.....92-yd KR at Wyoming (N.19) (TD)

Rashaad Penny93-yd KR at Wyoming (N.19) (TD)

Rashaad Penny.....100-yd KR vs. California (S.10) (TD)

2015

Rashaad Penny100-yd KR vs. Cincinnati (D.24) (TD)

Damontae Kazee66-yd PR at UNLV (N.21) (TD)

Rashaad Penny100-yd KR at Penn State (S.26) (TD)

Rashaad Penny97-yd KR vs. San Diego (S.5) (TD)

2014

Lloyd Mills67-yd PR vs. Northern Arizona (A.30) (TD)

2013

Tim Vizzi.....71-yd PR at UNLV (N.30) (TD)

Tim Vizzi.....41-yd PR vs. Boise State (N.23) (TD)

Team.....Fumbled punt out of end zone (O.4) (Safety)

Sam Meredith.....PAT block; David Lamar returned for
.....def. PAT at New Mexico State (S.28) (2 pts.)

2012

Colin Lockett100-yd KR at Boise State (N.3) (TD)

Colin Lockett96-yd KR vs. Army (S.8) (TD)

2011

Brandon Davis.....98-yd KR at Air Force (O.13) (TD)

Colin Lockett94-yd KR vs. Cal Poly (S.3) (TD)

DEFENSIVE SCORING PLAYS (SINCE 2009)**2022**

Jonah Tavai.....Sacked QB in end zone vs. SJSU (N.12) (Safety)
Patrick McMorris.....30-yd FR after Michael Shawcroft's FF
.....at Nevada (O.22) (TD)

2021

Andrew Aleki.....17-yd INT at UNLV (N.19) (TD)
Andrew Aleki.....25-yd INT vs. New Mexico State (S.4) (TD)

2020

Darren Hall.....57-yd INT at Colorado (N.28) (TD)
Segun Olubi.....71-yd INT vs. Hawai'i (N.14) (TD)

2019

Darren Hall.....20-yd FR after Tariq Thompson's FF
.....vs. Central Michigan (D.21) (TD)

2017

Tariq Thompson.....83-yd INT vs. Northern Illinois (S.30) (TD)

2016

Ron Smith.....54-yd INT vs. Houston (D.17) (TD)
Damontae Kazee.....54-yd INT vs. Hawai'i (N.5) (TD)
Ron Smith.....14-yd INT vs. Hawai'i (N.5) (TD)
Malik Smith.....28-yd INT at Utah State (O.28) (TD)
Ronley Lakalaka.....9-yd INT vs. California (S.10) (TD)

2015

Alex Barrett.....43-yd INT vs. Cincinnati (D.24) (TD)
Damontae Kazee.....55-yd INT at Colorado St. (O.31) (TD)
Calvin Munson.....67-yd INT vs. San Diego (S.6) (TD)
.....19-yd INT vs. San Diego (S.6) (TD)

2014

Calvin Munson.....56-yd INT vs. Air Force (N.21) (TD)

2013

J.J. Whittaker.....18-yd INT vs. Boise State (N.23) (TD)

2012

Everett Beed.....52-yd FR vs. Air Force (N.10) (TD)
Leon McFadden.....96-yd INT at Fresno State (S.29) (TD)
Eric Pinkins.....32-yd INT at Fresno State (S.29) (TD)
Leon McFadden.....28-yd INT vs. North Dakota (S.15) (TD)

2010

Jerome Long.....FR in end zone after Rob Andrews' FF
.....at TCU (N.13) (Safety)

2009

Luke Laolagi.....55-yd INT at UNLV (N.28) (TD)
Dey Juan Hemmings.....14-yd FR after Ernie Lawson's FF
.....vs. New Mexico State (O.3) (TD)
Team.....QB fell in end zone vs. So. Utah (S.12) (Safety)

Kenan Christon | Sr. | San Diego, Calif. | Running Back

All-Mountain West third team - *Phil Steele Magazine*
All-Mountain West fourth team - *Athlon Sports*

Brandon Crenshaw-Dickson | Sr. | Inglewood, Calif. | Right Tackle

All-Mountain West second team - Pro Football Focus
All-Mountain West third team - *Athlon Sports*
"No. 50 draft-eligible offensive tackle" - *Phil Steele Magazine*

Garret Fountain | Sr. | Turlock, Calif. | Defensive End

All-Mountain West second team - *Phil Steele Magazine*
All-Mountain West third team - *Athlon Sports*

Dez Malone | Jr. | Fresno, Calif. | Cornerback

All-Mountain West first team - *Sports Info Solutions*
All-Mountain West second team - *Phil Steele Magazine*
All-Mountain West third team - *Athlon Sports*

Jalen Mayden | ^Sr. | Garland, Texas | Quarterback

Earl Campbell Tyler Rose Award Watch List (Offensive Player with Ties to Texas)
All-Mountain West third team - *Athlon Sports*

Cooper McDonald | Sr. | Haslet, Texas | Linebacker

All-Mountain West second team - *Phil Steele Magazine*
All-Mountain West third team - Pro Football Focus
All-Mountain West third team - *Athlon Sports*
"No. 63 draft-eligible outside linebacker" - *Phil Steele Magazine*

Cody Moon | Jr. | Albuquerque, N.M. | Linebacker

Bronko Nagurski Trophy Watch List (Best Defensive Player in College Football)
All-Mountain West first team - MW Media
All-Mountain West first team - *Phil Steele Magazine*
All-Mountain West first team - *Athlon Sports*
All-Mountain West first team - *Sports Info Solutions*
All-Mountain West second team (Edge) - Pro Football Focus
All-Mountain West second team - *Lindy's Sports*

Mark Redman | Sr. | Newport Beach, Calif. | Tight End

John Mackey Award Watch List (Most Outstanding Tight End)
All-Mountain West first team - MW Media
All-Mountain West first team - *Phil Steele Magazine*
All-Mountain West first team - *Athlon Sports*
All-Mountain West second team - *Lindy's Sports*
"No. 42 draft-eligible tight end" - *Phil Steele Magazine*

Mekhi Shaw | Jr. | San Diego, Calif. | Wide Receiver

All-Mountain West fourth team - *Athlon Sports*

Samuela Tuihalamaka | Sr. | Riverside, Calif. | Defensive Line

Top Newcomer - *Lindy's Sports*

Ross Ulugalu-Maseuli | So. | San Diego, Calif. | Offensive Line

Polynesian College Football Player of the Year Watch List (Polynesian Ancestry)

MOUNTAIN WEST

2023 MW Standings

	MW	Pct.	Overall	Pct.
San Diego State	0-0	.000	0-0	.000
Air Force	0-0	.000	0-0	.000
Boise State	0-0	.000	0-0	.000
Colorado State	0-0	.000	0-0	.000
Fresno State	0-0	.000	0-0	.000
Hawai'i	0-0	.000	0-0	.000
Nevada	0-0	.000	0-0	.000
New Mexico	0-0	.000	0-0	.000
San José State	0-0	.000	0-0	.000
UNLV	0-0	.000	0-0	.000
Utah State	0-0	.000	0-0	.000
Wyoming	0-0	.000	0-0	.000

This Week in the Mountain West

Saturday, Aug. 26

Ohio at San Diego State, 4 p.m. PT	FS1
Hawai'i* at Vanderbilt, 4:30 p.m. PT	SEC NW
San Jose State at USC, 6 p.m. PT	P12 NW

Next Week in the Mountain West

Friday, Sept. 1

Stanford at Hawai'i, 5 p.m. HT	CBSSN
--------------------------------	-------

Saturday, Sept. 2

Fresno State at Purdue, noon ET	B10 NW
Utah State at Iowa, 11 a.m. CT	FS1
Robert Morris at Air Force, 11 a.m. MT	MWN
Boise State at Washington, 12:30 p.m. PT	ABC
Bryant at UNLV, 1 p.m. PT	MWN
Nevada at USC, 3:30 p.m. PT	P12 NW
Washington State at Colorado State, 5 p.m. MT	CBSSN
New Mexico at Texas A&M, 6 p.m. CT	ESPN
Texas Tech at Wyoming, 5:30 p.m. MT	CBS
Idaho State at San Diego State, 7:30 p.m. PT	CBSSN

Charting the Regular-Season Opponents

Ohio (0-0, 0-0 MWC)

A.26 at San Diego State	4 p.m. PT
S.2 Long Island Univ.	Noon ET
S.9 at Florida Atlantic	6 p.m. ET
S.16 Iowa State	Noon ET
S.23 at Bowling Green*	3:30 p.m. ET
O.7 Kent State*	3:30 p.m. ET
O.14 at Northern Illinois*	3:30 p.m. ET
O.21 Western Michigan*	TBA
O.28 Miami (OH)*	TBA
N.7 at Buffalo*	7:30 p.m. ET
N.15 Central Michigan*	7 p.m. ET
N.24 Akron*	Noon ET

Oregon State (0-0, 0-0 Pac-12)

S.3 at San Jose State	12:30 p.m. PT
S.9 UC Davis	6 p.m. PT
S.16 San Diego State	12:30 p.m. PT
S.23 at Washington State*	TBA
S.29 Utah*	6 p.m. PT
O.7 at California*	TBA
O.14 UCLA*	TBA
O.28 at Arizona*	TBA
N.4 at Colorado*	TBA
N.11 Stanford*	TBA
N.18 Washington*	TBA
N.24 at Oregon*	5:30 p.m. PT

Hawai'i (0-0, 0-0 MW)

A.26 at Vanderbilt	6:30 p.m. CT
S.1 Stanford	5 p.m. HT
S.9 Albany	6 p.m. HT
S.16 at Oregon	5 p.m. PT
S.23 New Mexico State	6 p.m. HT
S.30 at UNLV*	1 p.m. PT
O.14 San Diego State*	5 p.m. PT
O.21 at New Mexico*	4 p.m. MT
O.28 San Jose State*	6 p.m. HT
N.4 at Nevada*	1 p.m. PT
N.11 Air Force*	6 p.m. HT
N.18 at Wyoming*	Noon PT
N.25 Colorado State*	6 p.m. HT

Colorado State (0-0, 0-0 MW)

S.2 Washington State	5 p.m. MT
S.16 at Colorado	8 p.m. MT
S.23 at Middle Tennessee	6 p.m. CT
S.30 Utah Tech	5 p.m. MT
O.7 at Utah State*	TBA
O.14 Boise State*	TBA
O.21 at UNLV*	4 p.m. PT
O.28 Air Force*	5 p.m. MT
N.3 at Wyoming*	6 p.m. MT
N.11 San Diego State*	5 p.m. MT
N.18 Nevada*	1 p.m. MT
N.25 at Hawai'i*	TBA

Idaho State (0-0, 0-0 Big Sky)

S.2 at San Diego State	7:30 p.m. PT
S.9 at Utah State	TBA
S.16 Northern Iowa	4 p.m. MT
S.23 Northern Colorado*	4 p.m. MT
S.30 at Montana*	2 p.m. MT
O.14 Eastern Washington*	4 p.m. MT
O.21 at Portland State*	1 p.m. PT
S.28 at Sacramento State*	6 p.m. PT
N.4 Weber State*	4 p.m. MT
N.11 UC Davis	4 p.m. MT
N.18 at Idaho*	TBA

Boise State (0-0, 0-0 MW)

S.2 at Washington	12:30 p.m. PT
S.9 UCF	5 p.m. MT
S.16 North Dakota	10 a.m. MT
S.22 at San Diego State*	7:30 p.m. PT
S.30 at Memphis	TBA
O.7 San Jose State*	6 p.m. MT
O.14 at Colorado State*	TBA
O.28 Wyoming*	TBA
N.4 at Fresno State*	7 p.m. PT
N.11 New Mexico*	TBA
N.18 at Utah State*	5 p.m. MT
N.24 Air Force*	2 p.m. MT

Nevada (0-0, 0-0 MW)

S.2 at USC	3:30 p.m. PT
S.9 Idaho	4 p.m. PT
S.16 Kansas	7:30 p.m. PT
S.23 at Texas State	6 p.m. CT
S.30 at Fresno State*	TBA
O.14 UNLV*	2 p.m. PT
O.21 at San Diego State*	TBA
O.28 New Mexico*	7:30 p.m. PT
N.4 Hawai'i*	1 p.m. PT
N.11 at Utah State*	1 p.m. MT
N.18 at Colorado State*	1 p.m. MT
N.25 Wyoming*	6 p.m. PT

San Jose State (0-0, 0-0 MW)

A.26 at USC	5 p.m. PT
S.3 Oregon State	12:30 p.m. PT
S.9 Cal Poly	1 p.m. PT
S.16 at Toledo	7 p.m. ET
S.22 Air Force*	7:30 p.m. PT
O.7 at Boise State*	6 p.m. MT
O.14 at New Mexico*	4 p.m. MT
O.21 Utah State*	4 p.m. PT
O.28 at Hawai'i*	6 p.m. HT
N.11 Fresno State*	7:30 p.m. PT
N.18 San Diego State*	7:30 p.m. PT
N.25 at UNLV*	Noon PT

UCLA (0-0, 0-0 Pac-12)

S.2 Coastal Carolina	7:30 p.m. PT
S.9 at San Diego State	4:30 p.m. PT
S.16 North Carolina Central	2 p.m. PT
S.23 at Utah*	TBA
O.7 Washington State*	TBA
O.14 at Oregon State*	TBA
O.21 at Stanford*	TBA
O.28 Colorado*	TBA
N.4 at Arizona*	TBA
N.11 Arizona State*	TBA
N.18 at USC*	TBA
N.15 California*	TBA

Air Force (0-0, 0-0 MW)

S.2 Robert Morris	11 a.m. MT
S.9 at Sam Houston	7 p.m. CT
S.15 Utah State*	6 p.m. MT
S.22 at San Jose State*	7:30 p.m. PT
S.30 San Diego State*	6 p.m. MT
O.14 Wyoming*	5 p.m. MT
O.21 at Navy	Noon ET
O.28 at Colorado State*	5 p.m. MT
N.4 vs. Navy (Denver, Colo.)	12:30 p.m. MT
N.11 at Hawai'i*	6 p.m. HT
N.18 UNLV*	1:30 p.m. MT
N.24 at Boise State*	2 p.m. MT

Utah State (0-0, 0-0 MW)

S.2 at Iowa	11 a.m. CT
S.9 Idaho State	6 p.m. MT
S.15 at Air Force*	6 p.m. MT
S.23 James Madison	6 p.m. MT
S.30 at UConn	Noon ET
O.7 Colorado State*	6 p.m. MT
O.13 Fresno State*	6 p.m. MT
O.21 at San Jose State*	4 p.m. PT
N.4 at San Diego State*	TBA
N.11 Nevada*	1 p.m. MT
N.18 Boise State*	5 p.m. MT
N.24 at New Mexico*	1:30 p.m. MT

Fresno State (0-0, 0-0 MW)

S.2 at Purdue	Noon ET
S.9 Eastern Washington	6 p.m. PT
S.16 at Arizona State	7:30 p.m. PT
S.23 Kent State	7:30 p.m. PT
S.30 Nevada*	TBA
O.7 at Wyoming*	TBA
O.13 at Utah State*	6 p.m. MT
O.28 UNLV*	TBA
N.4 Boise State*	7 p.m. MT
N.11 at San Jose State*	7:30 p.m. PT
N.18 New Mexico*	TBA
N.25 at San Diego State*	TBA

HOKE'S SITUATIONAL RECORD

Overall	101-82*
at San Diego State	36-24
at Michigan	31-20
at Ball State	34-38
Home	63-29
San Diego, Calif.	14-6
Carson, Calif.	9-3
Ann Arbor, Mich.	23-5
Muncie, Ind.	17-15
Road	36-47
at San Diego State	12-14
at Michigan	7-12
at Ball State	17-21
Neutral	2-6
Scoring 41+ Points	31-0
Scoring 20+ Points	91-42
Allowing 20- Points	69-6
Conference Games	68-49
MW Games	23-15
Big Ten Games	18-14
MAC Games	27-20
3-Points or Closer	15-11
7-Points or Closer	32-26

* Does not include two-game stint as interim head coach at Tennessee in 2017.

BOWL GAMES AS A COACH

San Diego State

- 2022 Hawai'i Bowl
- 2021 Frisco Bowl
- 2019 New Mexico Bowl
- 2010 Poinsettia Bowl

Ball State

- 2007 International Bowl

Michigan

- 2013 Buffalo Wild Wings Bowl
- 2012 Outback Bowl
- 2012 Sugar Bowl
- 2002 Outback Bowl
- 2001 Citrus Bowl
- 1999 Orange Bowl
- 1998 Florida Citrus Bowl
- 1997 Rose Bowl
- 1996 Outback Bowl
- 1995 Alamo Bowl



BRADY HOKE

2011 Maxwell Football Club Collegiate Coach of the Year
 Four-Time Conference Coach of the Year (MW - 2010, 2021; Big Ten - 2011; MAC - 2008)

Sixth Season As San Diego State Head Coach (36-24)
 16th Season Overall As Head Coach (101-82)

COACHING HIGHLIGHTS

- Has amassed 39 years of coaching experience at the collegiate level including 14-plus seasons as a FBS head coach at Michigan (2011-14), San Diego State (2009-10, 20-) and Ball State (2003-08).
- Received conference coach-of-the-year recognition in three different leagues as a head coach while posting a 101-82 overall record.
- During his tenure as a head coach, Hoke's teams have produced 107 all-conference selections.
- Brings 20 years of experience as a collegiate defensive coach with stints at Grand Valley State (1983), Western Michigan (1984-86), Toledo (1987-88), Oregon State (1989-94), Michigan (1995- 2002), Oregon (2016) and Tennessee, where he was named interim head coach for the final two games of the 2017 campaign.

AT SAN DIEGO STATE

- Hoke returned to "America's Finest City" as the Aztecs' defensive line coach in 2019, helping SDSU rank second in FBS in rush defense (75.4), third in scoring defense (12.7), and sixth in both total defense (287.8) and pass efficiency defense (110.25).
- Spent two seasons as San Diego State's head coach (2009-10), earning Mountain West Coach of the Year honors in 2010 after leading the Aztecs to their first postseason appearance in 12 years with a victory over Navy in the Poinsettia Bowl.
- Coached 18 all-MW performers during his first stint at SDSU, as well as 25 conference all-academic recipients.

OTHER COACHING EXPERIENCE

- Served as head coach at Michigan from 2011-14, guiding the Wolverines to a 31-20 record, including an 18-14 conference ledger. He became the first Michigan head coach to go undefeated at home (14-0) in his first two seasons since Fielding Yost in 1901-02.
- Directed the Wolverines to an 11-2 record and a victory in the Allstate Sugar Bowl in his first season on the Ann Arbor campus. For his efforts, Hoke collected the inaugural Hayes-Schembechler Coach of the Year award from the Big Ten Conference coaches while garnering Dave McClain Coach of the Year accolades from the Big Ten media. In addition, he was named the Maxwell Football Club Collegiate Coach of the Year that season and was a finalist for three other national Coach of the Year honors: Bear Bryant, Eddie Robinson and Liberty Mutual.
- During Hoke's tenure in Ann Arbor, the Wolverine defense improved from a unit that in 2010 ranked 108th in the FBS in scoring defense and 110th in yards allowed to one that ranked among the top 20 in total defense in 2011, 2012 and 2014. Meanwhile, the offense averaged nearly 30 points per game (29.2) in his four years at the helm.
- Under Hoke's tutelage at Michigan, a total of 21 Wolverine players received all-Big Ten recognition.
- Earned his first head coaching job at his alma mater, Ball State, where he guided the program for six seasons, culminating with a 12-1 campaign in 2008 and an undefeated Mid-American Conference regular season.
- With Hoke at the controls, Ball State made its' first-ever appearance in the national polls in 2008, ranking as high as 12th by the Associated Press and 13th in the USA Today Coaches poll. For his efforts, Hoke was one of 10 finalists for the 2008 Liberty Mutual National Coach of the Year award.
- Led the Cardinals to back-to-back bowl game appearances (2007-08), the first time the feat was accomplished in school history. The 2008 team, which also advanced to its first MAC championship contest, earned an invitation to the GMAC Bowl in Mobile, Alabama.
- As a defensive line coach at Michigan, Hoke was part of three Big Ten champion teams (1997, 1998, 2000), including the 1997 national champion and Rose Bowl-winning squad, before his promotion to associate head coach in 2002.
- Began his coaching career as an assistant at Yorktown (Ind.) High School in 1981 before entering the collegiate ranks as a defensive line coach at Grand Valley State in 1983.

PLAYING EXPERIENCE:

- Hoke was a defensive standout at Ball State as student-athlete, lettering four times from 1977-80. While serving as team captain during his senior campaign, he led the Cardinals with 150 tackles to earn all-MAC honors.
- Inducted into the Ball State Athletics Hall of Fame as part of the 2013-14 class.

PERSONAL:

- Hoke is married to the former Laura Homburger and the couple has one daughter, Kelly. His nephew Kyle Hoke is entering his third year as the Aztecs' safeties coach, while his brother Jon Hoke was an assistant coach at San Diego State from 1987-88 under Denny Stolz.

■ Brady Hoke Head Coaching Record

Year	Record	League	Finish	Home	Away	Neutral	Bowl Game
2003	Ball State	4-8	3-5	5th, MAC West	3-3	1-5	0-0
2004	Ball State	2-9	2-6	6th, MAC West	2-3	0-6	0-0
2005	Ball State	4-7	4-4	5th, MAC West	1-3	3-4	0-0
2006	Ball State	5-7	5-3	T-3rd, MAC West	2-4	3-3	0-0
2007	Ball State	7-6	5-2	T-1st, MAC West	3-2	4-3	0-1 International Bowl vs. Rutgers (L, 30-52)
2008	Ball State	12-1	8-0	1st, MAC West	6-0	6-0	0-1 GMAC Bowl (Did Not Coach)
BALL STATE TOTALS		34-38	27-20		17-15	17-21	0-2 2 Bowl Appearances
2011	Michigan	11-2	6-2	2nd, Big Ten Legends	8-0	2-2	1-0 Allstate Sugar Bowl vs. Virginia Tech (W, 23-20 (OT))
2012	Michigan	8-5	6-2	2nd, Big Ten Legends	6-0	2-3	0-2 Outback Bowl vs. South Carolina (L, 28-33)
2013	Michigan	7-6	3-5	5th, Big Ten Legends	5-2	2-3	0-1 Buffalo Wild Wings Bowl vs. Kansas State (L, 14-31)
2014	Michigan	5-7	3-5	T-4th, Big Ten East	4-3	1-4	0-0
MICHIGAN TOTALS		31-20	18-14		23-5	7-12	1-3 3 Bowl Appearances
2009	San Diego State	4-8	2-6	7th, MW	3-3	1-5	0-0
2010	San Diego State	9-4	5-3	T-3rd, MW	6-1	3-3	1-0 Poinsettia Bowl vs. Navy (W, 35-14)
2020	San Diego State	4-4	4-2	4th, MW	3-1	1-3	0-0
2021	San Diego State	12-2	7-1	2nd, MW	6-2	5-0	1-0 Frisco Bowl vs. UTSA (W, 38-24)
2022	San Diego State	7-6	5-3	T-2nd, MW West	5-2	2-3	0-1 Hawai'i Bowl vs. Middle Tennessee (L, 23-25)
SDSU TOTALS		36-24	23-15		23-9	12-14	2-1 3 Bowl Appearances
OVERALL TOTALS		101-82*	68-49		63-29	36-47	3-6 8 Bowl Appearances

* Does not include two-game stint as interim head coach at Tennessee in 2017.

AZTEC COACHING STAFF



Ryan Lindley

BOX

Off. Coordinator/QBs, 2nd Year (San Diego State '11)

- In first season as offensive coordinator (second as QB coach).
- Spent the previous two-plus seasons as an analyst at FBS schools (2020 as offensive analyst at Utah, 2021-22 as defensive analyst at Mississippi State).
- Coached in the NFL with Cleveland in 2018 (RBs) and 2019 (QBs).
- Is SDSU's all-time passing leader in yards (12,690), touchdowns (90), completions (961), attempts (1,732), starts (49) and consecutive starts (44), playing from 2008-11.



Kurt Mattix

BOX

Def. Coordinator/LBs, 4th Year (Valparaiso '99)

- Begins his fourth season at San Diego State after a four-year stint as defensive coordinator at Eastern Kentucky (2016-19).
- Over his first three seasons as defensive coordinator from 2020-22, San Diego State's defense ranks fourth in the country in rushing (96.9), seventh in total (314.5), 11th in scoring (19.6) and 17th in pass efficiency rating (120.4).
- Worked with Brady Hoke at Michigan, serving as the Wolverines' defensive quality control coach (2011-14).



Jimmy Beal

FIELD

Running Backs, 1st Year (Montana State '06)

- Is in his first season at San Diego State after joining the staff on April 17, 2023.
- Spent two years at Montana State, helping team rank second in FCS in rushing YPC (5.8) and third in rushing yards per game (262.4).
- Coached running backs at South Dakota State (2019), Northern Arizona (2010-18) and Rocky Mountain College (2009).
- Played football and ran track at Montana State.



Doug Deakin

FIELD

Special Teams Coordinator, 6th Year (SDSU '10)

- Enters his sixth year as the Aztecs' special teams coordinator and also coached the tight ends during the 2018 campaign.
- Spent three years as the assistant for football operations with the Aztecs from 2014-17.
- Also served as a graduate assistant with the SDSU program from 2011-13, working with the defense and special teams.
- A former walk-on at San Diego State who played in 24 games on special teams in 2009-10.



Savai'i Eselu

BOX

Tight Ends, 4th Year (California '11)

- Enters his fourth season at SDSU after serving a four-year stint from 2016-19 as the head coach at his prep alma mater Moanalua High in Honolulu, Hawaii.
- Led the Menehunes to a 27-16 record in his tenure. His .628 career winning pct. is tops in school history, while his 27 wins rank second.
- Also coached the running backs at the 2020 Hula Bowl and has assisted at three Polynesian Bowls, featuring stints as offensive coordinator (2020) and running backs coach (2018-19).



Bojay Filimoeatu

FIELD

Defensive Line, 1st Year (Utah State '12)

- In his first season after joining the program in January 2022.
- Was a Broyles Award nominee for top assistant at San Jose State in 2017.
- Has coached at UNLV (2022), Weber State (2021), Utah State (2019-20), San Jose State (2017-18) and Oregon State (2016).
- Was a two-year starter at Utah State (2011-12), helping the Aggies to a 2012 WAC title.
- Had eight tackles in eight games with the Oakland Raiders in 2014.



Mike Goff

FIELD

Offensive Line, 3rd Year (Iowa '12)

- Enjoyed a 12-year NFL career as an offensive lineman for the Bengals (1999-2003), Chargers (2004-08), and Chiefs (2009).
- Returns to the West Coast after serving a two-year stint as offensive line coach at Western Kentucky in 2019 and 2020.
- Spent four years as a graduate assistant at USC from 2015-18.
- Began his coaching career as a volunteer assistant with the San Diego State football program in 2010 and 2011, working with the offensive line.



Kyle Hoke

FIELD

Safeties, 4th Year (Ball State '12)

- The nephew of head coach Brady Hoke; begins fourth year at SDSU after spending the 2019 season as safeties coach at Indiana State.
- Also coached the safety position at Texas State in 2018 after serving as defensive coordinator at D-III power John Carroll in 2017.
- In his lone season at JCU, the Blue Streaks ranked second in the Ohio Athletic Conference in scoring defense (22.1).
- Spent two years as a GA at South Carolina (2015-16) and Western Michigan (2012-13).



Jonathan Krause

FIELD

Wide Receivers, 1st Year (Vanderbilt '14)

- In his first season at San Diego State (joined staff on Feb. 6, 2023).
- Coached the wide receivers at UNLV from 2021-22, and spent three years on the staff at Oregon from 2018-20.
- Spent parts of four seasons in the NFL from 2014-17.
- Played in the SEC for Vanderbilt, earning four letters and playing in all but two games during his career.



Demetrius Sumler

BOX

Cornerbacks, 6th Year (Colorado '11)

- Was elevated to a full-time assistant coach in 2018 and will work with the Aztec cornerbacks for the sixth straight season after spending two years as a graduate assistant.
- Completed his final season of eligibility at Central Washington in 2012, earning first-team all-conference honors at running back after leading the Wildcats to their seventh league title over a 10-year span.
- Also won three letters at Colorado from 2007-09, making 14 starts in 36 games played.

SAN DIEGO STATE ROSTER

^ Utilizing extra year of eligibility offered by the NCAA due to COVID-19

Alphabetical			Numerical							
No.	Name	Pos.	No.	Name	Pos.	Ht.	Wt.	Yr.	Exp.	Hometown (High School/College)
76	Abdullah, Dean	OL	2	Jaylon Armstead	RB	5-11	215	Jr.	2L	Los Angeles, Calif. (Serra High)
99	Alualu, Tupu	DL	2	Noah Avinger	CB	6-1	190	Jr.	2L	Cerritos, Calif. (Servite High)
42	• Anderson, Brady	LB	3	^Cedarius Barfield	S	5-11	195	Sr.	4L	El Paso, Texas (El Dorado High)
2	• Armstead, Jaylon	RB	4	Liu Aumavae	QB	6-3	205	Fr.	RS	Waldorf, Md. (Timpview High (Utah))
4	• Aumavae, Liu	QB	4	Dez Malone	CB	6-2	200	Jr.	2L	Fresno, Calif. (Edison High)
2	• Avinger, Noah	CB	5	Raphael Williams Jr.	WR	5-10	165	Jr.	TR	Ft. Lauderdale, Fla. (Dillard High/Western Carolina)
74	Azapardi, Drew	OL	6	Zyrus Fiasou	LB	6-0	220	So.	1L	Las Vegas, Nev. (Liberty High)
65	Barcot, Matt	OL	6	Javance Tupou'ata-Johnson	QB	6-4	205	Fr.	HS	Oakland, Calif. (Chaminade High)
3	Barfield, Cedarius	S	7	Lucky Sutton	RB	6-1	215	Fr.	RS	San Diego, Calif. (Cathedral Catholic High)
77	Barron, Briley	OL	9	Kyle Crum	QB	6-3	205	Fr.	RS	Norco, Calif. (Norco High)
15	• Beasley, Tayvion	CB	10	Tobin O'Dell	QB	6-2	205	Fr.	RS	La Puente, Calif. (Bishop Amat High)
60	Bennett, Cade	OL	10	Noah Tumblin	CB	6-2	185	Sr.	3L	San Diego, Calif. (Mira Mesa High)
17	• Berry, Tyler	WR	11	Brienne Penny	WR	6-3	200	Sr.	1L	Norwalk, Calif. (Narbonne High)
13	• Blake, Martin	RB	12	^Dallas Branch	CB	5-11	180	Sr.	3L	Redondo Beach, Calif. (Salesian High/Long Beach City College)
12	Branch, Dallas	CB	13	^Jack Browning	K/P	5-11	190	Sr.	1L	Lakeside, Calif. (West Hills High/Grossmont College)
66	Brennan, Sinn	DL	13	Martin Blake	RB	5-6	205	So.	1L	Las Vegas, Nev. (Canyon Springs High)
80	Brooks, Baylin	WR	14	Phillippe Wesley II	WR	6-0	190	So.	SQ	Grandview, Mo. (St. Bernard High (Calif.))
42	• Brown, Pierce	WR	15	Tayvion Beasley	CB	5-11	170	So.	TR	Inglewood, Calif. (St. John Bosco High/Jackson State)
13	• Browning, Jack	K/P	15	Ma'ion Wright	WR	6-3	200	Jr.	TR	Fort Lauderdale, Fla. (Cardinal Gibbons High/Blinn College)
37	• Bryant, DJ	S	16	DJ Ralph	QB	6-2	200	So.	RS	San Diego, Calif. (Cathedral Catholic High/Saddleback College)
34	Butler, Eric	S	17	Tyson Berry	WR	5-8	170	Fr.	HS	Tyler, Texas (Chapel Hill High)
20	• Canley II, Sheldon	RB	17	Deshawn McCuin	S	6-0	195	Sr.	TR	Jacksonville, Texas (Jacksonville High/TCU)
31	Celestine, Dav Vaughn	S	18	^Jalen Mayden	QB	6-3	220	Sr.	1L	Garland, Texas (Sachse High/Mississippi State)
64	Chavez, Tyson	LS	18	Caleb Otlewski	LB	6-4	225	Fr.	HS	Melissa, Texas (Melissa High)
23	Christon, Kenan	RB	19	Jordan Napier	S	6-1	195	Fr.	HS	Fontana, Calif. (Jurupa Hills High)
33	Coffey III, JD	S	20	Sheldon Canley II	RB	5-10	175	Fr.	RS	Lompoc, Calif. (Lompoc High)
61	Crenshaw-Dickson, Brandon	OL	20	Jatavious Magee	S	6-1	210	So.	1L	Federal Way, Wash. (Federal Way High)
9	Crum, Kyle	QB	21	Chris Johnson	CB	6-0	180	So.	1L	Eastvale, Calif. (Eleanor Roosevelt High)
97	Dalton, Darrion	DL	22	Max Garrison	S	5-10	190	So.	1L	Pasadena, Calif. (St. Francis HS)
29	• Davis, Cam	RB	23	Kenan Christon	RB	5-10	190	Sr.	1L	San Diego, Calif. (Madison High/USC)
84	De Los Reyes, Darius	WR	24	Josh Hunter	S	5-9	180	Fr.	RS	Temecula, Calif. (Mater Dei High)
41	Difilippo, Max	TE	26	Nick Gardinera	RB	5-10	215	Fr.	RS	San Diego, Calif. (Scripps Ranch High)
75	Dirksen, Ryan	OL	26	Joshua Goynes	S	5-10	185	So.	SQ	Las Vegas, Nev. (Faith Lutheran High)
45	• Draeger, Wyatt	DL	27	Jelani McLaughlin	S	6-0	195	Fr.	HS	San Jacinto, Calif. (Citrus Valley High)
38	Dunnell, Sam	CB	29	Cam Davis	RB	5-8	180	So.	1L	Dallas, Texas (South Oak Cliff High)
69	Dutcher, Gage	OL	29	Arnold Escano	CB	5-10	175	So.	RS	San Diego, Calif. (Olympian High/Southwestern College)
29	• Escano, Arnold	CB	30	Dominic Oliver	DL	6-3	250	So.	1L	San Jose, Calif. (Valley Christian High)
51	Fewell, Chris	LB	31	Dav Vaughn Celestine	S	6-0	190	Sr.	2L	Placentia, Calif. (El Dorado High)
6	• Fiasou, Zyrus	LB	32	Marcus Ratcliffe	S	6-3	210	Fr.	HS	Chula Vista, Calif. (Cathedral Catholic High)
39	Fountain, Garret	DL	33	JD Coffey III	S	6-0	190	Jr.	TR	Kennedale, Texas (Kennedale High/Texas)
26	• Gardinera, Nick	RB	34	Eric Butler	S	6-1	185	So.	1L	Corona, Calif. (Centennial High)
22	Garrison, Max	S	35	Jelani Whitmore	WR	6-0	175	Jr.	SQ	Rialto, Calif. (Carter High)
26	• Goynes, Joshua	S	36	New Zealand Williams	LB	6-2	205	So.	SQ	Carson, Calif. (St. Bernard High)
98	Hall, Joseph	DL	37	DJ Bryant	S	6-0	190	So.	SQ	Oakland, Calif. (San Leandro High)
40	• Hamlet, Xavier	CB	37	Darius Hyde	WR	6-1	190	Sr.	SQ	Atwater, Calif. (Atwater High/Modesto High)
86	Harpole, Cameron	TE	38	Sam Dunnell	CB	6-4	195	Fr.	HS	San Juan Capistrano, Calif. (St. Margaret's Episcopal School)
96	Henderson, Ryan	DL	39	Garret Fountain	DL	6-4	260	Sr.	3L	Turlock, Calif. (Turlock High)
56	• Herman, DJ	S	40	Mikey Welsh	WR	5-10	170	Fr.	RS	Servite, Calif. (Servite High)
24	Hunter, Josh	LB	40	Xavier Hamlet	CB	5-11	175	Jr.	TR	San Diego, Calif. (Lincoln High/Grossmont College)
37	• Hyde, Darius	WR	41	Max Difilippo	TE	6-5	235	Jr.	TR	San Juan Capistrano, Calif. (San Juan Hills High/Orange Coast College)
72	Jackson, Jaliel	DL	42	Brady Anderson	LB	6-2	230	So.	1L	Bakersfield, Calif. (Liberty High)
92	Jiles Jr., Kenneth	DL	42	Pierce Brown	WR	6-0	170	Fr.	HS	Irvine, Calif. (IMG Academy (Fla.))
21	Johnson, Chris	CB	43	Derek Smith	WR	6-0	165	Fr.	HS	Dana Point, Calif. (St. Margaret's Episcopal School)
70	Jones, Christian	OL	44	Vai Kaho	LB	6-1	230	Sr.	3L	Reno, Nev. (Bishop Manogue High)
44	Kaho, Vai	LB	45	Wyatt Draeger	DL	6-4	270	Sr.	3L	Reno, Nev. (Reno High)
49	• Kemp, Leo	RB	45	Nino Remigio	WR	5-11	165	Jr.	TR	Santa Ana, Calif. (Mater Dei High/Saddleback College)
52	Kendricks, Jayden	LB	46	Gabriel Plascencia	K	6-1	210	Jr.	TR	Oakland, Calif. (Bishop O'Dowd High/College of San Mateo)
20	• Magee, Jatavious	S	47	Trey White	LB	6-1	240	Fr.	RS	San Diego, Calif. (Eastlake High)
78	Mageo, Rambo	OL	49	Leo Kemp	RB	5-11	220	Fr.	HS	Paso Robles, Calif. (Paso Robles High)
4	• Malone, Dez	CB	49	Zechariah Ramirez	K/P	5-10	170	Fr.	RS	Upland, Calif. (Upland High)
57	Masaniai, Darrell	LB	50	Ryan Wintermeyer	LS	6-1	220	Jr.	2L	Scottsdale, Ariz. (Cactus Shadows High)
18	• Mayden, Jalen	QB	51	Chris Fewell	LB	6-2	195	Fr.	HS	San Diego, Calif. (Lincoln High)
17	• McCuin, Deshawn	S	52	Jayden Kendricks	LB	6-2	225	Fr.	HS	Chula Vista, Calif. (Eastlake High)
55	McDonald, Cooper	LB	53	Myles Murao	OL	6-3	320	So.	TR	Torrance, Calif. (Mater Dei High/Washington)
27	McLaughlin, Jelani	S	54	Jake Sinz	LB	6-1	210	Fr.	HS	Temecula, Calif. (Temecula Valley High)
88	Melton, Dez	TE	55	Cooper McDonald	LB	6-3	245	Sr.	1L	Haslet, Texas (Northwest High/Washington)
68	Mirabella, Thomas	OL	56	DJ Herman	LB	6-2	230	So.	1L	Las Vegas, Nev. (Bishop Gorman High)
91	Mitchell, Keion	DL	56	Tiger Yu	OL	6-4	315	Fr.	RS	San Mateo, Calif. (Junipero Serra High)
58	Moon, Cody	LB	57	Darrell Masaniai	LB	6-2	225	Jr.	1L	Honolulu, Hawaii (St. Louis School)
53	Murao, Myles	OL	58	Cody Moon	LB	6-3	210	Jr.	TR	Albuquerque, N.M. (Volcano Vista High/New Mexico)

^ Utilizing extra year of eligibility offered by the NCAA due to COVID-19

Numerical

No.	Name	Pos.	Ht.	Wt.	Yr.	Exp.	Hometown (High School/College)
60	Cade Bennett	OL	6-3	305	Jr.	1L	Scottsdale, Ariz. (Notre Dame Prep/Oklahoma State)
61	Brandon Crenshaw-Dickson	OL	6-6	310	Sr.	2L	Inglewood, Calif. (Narbonne High)
62	Kyle Stanback	OL	6-7	285	Jr.	TR	Pasadena, Calif. (Newbury Park High/Ventura College)
63	Ross Ulugalu-Maseuli	OL	6-4	315	So.	1L	San Diego, Calif. (Mater Dei High)
64	Tyson Chavez	LS	6-2	235	Fr.	RS	San Marcos, Calif. (Mission Hills High)
65	Matt Barcot	OL	6-4	295	Jr.	TR	Palos Verdes, Calif. (Palos Verdes High/Long Beach City College)
66	Sinn Brennan	DL	6-5	215	Fr.	HS	Honolulu, Hawaii (Los Alamitos High (Calif.))
67	Ryan Silver	OL	6-4	290	Fr.	HS	San Francisco, Calif. (Junipero Serra High)
68	Thomas Mirabella	OL	6-4	300	Jr.	1L	Mission Viejo, Calif. (Mission Viejo High)
69	Gage Dutcher	OL	6-2	285	Fr.	HS	Westlake Village, Calif. (Oaks Christian High)
70	Christian Jones	OL	6-9	315	So.	1L	San Luis Obispo, Calif. (San Luis Obispo High)
71	Jonah Rodriguez	OL	6-4	275	Fr.	HS	San Diego, Calif. (Madison High)
72	Jaliel Jackson	DL	6-3	270	Jr.	TR	San Diego, Calif. (San Diego High/Mesa College)
73	Jordan Sandlin	OL	6-6	275	So.	TR	Tampa, Fla. (Tampa Catholic High/Florida Atlantic)
74	Drew Azzopardi	OL	6-7	315	Fr.	RS	Pacific, Calif. (Junipero Serra High)
75	Ryan Dirksen	OL	6-6	305	So.	RS	Portland, Ore. (Central Catholic High/Butte College)
76	Dean Abdullah	OL	6-4	290	Jr.	1L	Antelope, Calif. (Antelope High/American River College)
77	Briley Barron	OL	6-4	310	Fr.	HS	Texarkana, Texas (Texas High)
78	Rambo Mageo	OL	6-5	315	Fr.	RS	Laie, Hawaii (Cathedral Catholic High (Calif.))
79	Joey Wright	OL	6-5	305	Jr.	1L	Reno, Nev. (Bishop Manogue High)
80	Baylin Brooks	WR	6-2	195	Fr.	HS	Pasadena, Calif. (Pasadena High)
81	Mark Redman	TE	6-6	255	Sr.	1L	Newport Beach, Calif. (Corona del Mar High/Washington)
82	Jay Rudolph	TE	6-4	245	Sr.	3L	Scottsdale, Ariz. (Horizon High)
83	Mekhi Shaw	WR	5-10	190	Jr.	2L	San Diego, Calif. (Scripps Ranch High)
84	Darius De Los Reyes	WR	5-9	175	Jr.	2L	San Diego, Calif. (Lincoln High)
85	Joshua Nicholson	WR	6-0	175	So.	1L	Grand Prairie, Texas (South Grand Prairie High)
86	Cameron Harpole	TE	6-4	250	So.	1L	Prosper, Texas (Prosper High)
88	^Dez Melton	TE	6-3	240	Sr.	TR	Glendale, Ariz. (Deer Valley High/Louisville)
89	Logan Tanner	TE	6-3	235	Fr.	RS	Houston, Texas (St. Pius X High)
90	^Daniel Okpoko	DL	6-5	275	Sr.	2L	Saskatoon, Saskatchewan, Canada (St. Joseph's High)
91	Keion Mitchell	DL	6-4	260	So.	SQ	Framingham, Mass. (Framingham High)
92	Kenneth Jiles Jr.	DL	6-5	235	So.	TR	Springfield, Ohio (Springfield High/Hocking College)
93	Brady Nassar	DL	6-5	240	Fr.	HS	Pleasanton, Calif. (Amador Valley High)
94	Samuela Tuihalamaka	DL	6-1	290	Sr.	TR	Riverside, Calif. (Mater Dei High/Oklahoma State)
95	Talib Salahuddin	DL	6-5	245	Jr.	TR	Philadelphia, Pa. (Chaminade College Prep (Calif.)/Riverside City College)
96	Ryan Henderson	DL	6-3	255	Fr.	RS	Las Vegas, Nev. (Goodyear High)
97	Darrion Dalton	DL	6-3	275	So.	SQ	Apple Valley, Minn. (Saguaro High (Ariz.))
98	Joseph Hall	DL	6-5	250	Jr.	TR	Mission Viejo, Calif. (Judson High/Saddleback College)
99	Tupu Alualu	DL	6-1	275	Jr.	TR	Honolulu, Hawaii (Moanalua High/Mt. SAC)

Alphabetical

No.	Name	Pos.
19	• Napier, Jordan	S
93	Nassar, Brady	DL
85	Nicholson, Joshua	WR
10	• O'Dell, Tobin	QB
90	Okpoko, Daniel	DL
30	Oliver, Dominic	DL
18	• Otlewski, Caleb	LB
11	Penny, Brionne	WR
46	Plascencia, Gabriel	K
16	Ralph, DJ	QB
49	• Ramirez, Zechariah	K/P
32	Ratcliffe, Marcus	S
81	Redman, Mark	TE
45	• Remigio, Nino	WR
71	Rodriguez, Jonah	OL
82	Rudolph, Jay	TE
95	Salahuddin, Talib	DL
73	Sandlin, Jordan	OL
83	Shaw, Mekhi	WR
67	Silver, Ryan	OL
54	Sinz, Jake	LB
43	• Smith, Derek	WR
62	Stanback, Kyle	OL
7	Sutton, Lucky	RB
89	Tanner, Logan	TE
94	• Tuihalamaka, Samuela	DL
10	• Tumblin, Noah	CB
6	• Tupou'ata-Johnson, Javance	QB
63	Ulugalu-Maseuli, Ross	OL
40	• Welsh, Mikey	WR
14	Wesley III, Phillippe	WR
47	White, Trey	LB
35	• Whitmore, Jelani	WR
36	Williams, New Zealand	LB
5	Williams Jr., Raphael	WR
50	Wintermeyer, Ryan	LS
79	Wright, Joey	OL
15	• Wright, Ma'jon	WR
56	• Yu, Tiger	OL

• - Duplicate Number

COACHING STAFF

Brady Hoke (Ball State '82), Head Coach, 4th season of second stint as head coach at SDSU/6th overall season as head coach at SDSU/7th season at SDSU; **Ryan Lindley** (San Diego State '11), Offensive Coordinator/Quarterbacks, 1st season as offensive coordinator/2nd season; **Kurt Mattix** (Valparaiso '99) Defensive Coordinator/Linebackers, 4th season; **Doug Deakin** (San Diego State '10) Special Teams Coordinator, 6th season as special teams coordinator/6th season/13th overall; **Jimmy Beal** (Montana State '06), Running Backs, 1st season; **Savai'i Eselu** (California '11) Tight Ends, 4th season; **Bojay Filimoatu** (Utah State '12) Defensive Line, 1st season; **Mike Goff** (Iowa '12) Offensive Line, 3rd season; **Kyle Hoke** (Ball State '12) Safeties, 4th season; **Jonathan Krause** (Vanderbilt '14) Wide Receivers, 1st season; **Demetrius Sumler** (Colorado '11), Cornerbacks, 6th season/8th overall; **Adam Hall** (San Diego State '05) Assistant Athletic Director for Strength & Conditioning, 12th season; **Patrick Kugler** (Michigan '18), Offensive Analyst, 1st season/2nd season overall; **Kevin Wolfhausen** (Humboldt State '81) Defensive Analyst, 4th season; **Ruben Pena** (Hawaii '15), Director of Operations, 4th season as director of operations/6th overall; **Daniel Bleske** (Minnesota '12) Graduate Assistant, 3rd season; **Parker Houston** (San Diego State '19) Graduate Assistant, 1st season; **Ryan Krum** (San Diego State '17) Graduate Assistant, 3rd season; **Trey Lomax** (San Diego State '17) Graduate Assistant, 1st season; **Chris Jurek** (Cincinnati, '09) Assistant Strength & Conditioning, 7th season

PRONUNCIATION GUIDE

No. 4 Liu Aumavae	lee-you ah-mah-vie	No. 41 Phillippe Wesley II	fuh-leap	No. 83 Mekhi Shaw	mah-KYE
No. 6 Zyrus Fiasou	zye-russ fee-uh-say-oo	No. 44 Vai Kaho	vye caw-ho	No. 90 Daniel Okpoko	oh-poke-oh
No. 6 Javance Tupou'ata-Johnson	Too-poo-aw-tah	No. 51 Chris Fewel	few-el	No. 94 Samuela Tuihalamaka	
No. 11 Brionne Penny	bree-on	No. 53 Myles Murao	murr-ow		sam-WELL-uh TOO-ee-HAH-luh-MAH-kah
No. 17 Deshawn McCuin	mc-queue-en	No. 57 Darrel Masaniai	mah-sawn-ee-eye	No. 95 Talib Salahuddin	tal-ib sahla-who-din
No. 29 Arnold Escano	es-cawn-yo	No. 63 Ross Ulugalu-Maseuli	oo-loo-gaw-loo mah-say-oo-lee	No. 99 Tupu Alualu	ah-loo-ah-loo
No. 31 Davaughn Celestine	sell-es-teen	No. 74 Drew Azzopardi	Azza-pardy		---
No. 41 Max Difilippo	dee-flipp-oh	No. 76 Dean Abdullah	Ab-dull-ah	Savai'i Eselu	sah-VYE-ee ess-eh-LEW-oo

SDSU TWO-DEEP vs. OHIO

^ Utilizing extra year of eligibility offered by the NCAA due to COVID-19; **Players in red** are returning starters from the 2022 season. Underlined players are newcomers or freshmen who redshirted last year.

OFFENSE

	GP	GS
LEFT TACKLE (LT)		
70 Christian Jones, 6-9, 315, So.*	13	0
or79 Joey Wright, 6-5, 305, Jr.*	11	1
LEFT GUARD (LG)		
60 Cade Bennett, 6-3, 305, Jr.*	14	12
76 Dean Abdullah, 6-4, 290, Jr.*	6	3
or68 Thomas Mirabella, 6-4, 300, Jr.*	14	5
CENTER (C)		
63 Ross Ulugalu-Maseuli, 6-4, 315, So.*	9	6
76 Dean Abdullah, 6-4, 290, Jr.*	6	3
or68 Thomas Mirabella, 6-4, 300, Jr.*	14	5
RIGHT GUARD (RG)		
76 Dean Abdullah, 6-4, 290, Jr.*	6	3
or68 Thomas Mirabella, 6-4, 300, Jr.*	14	5
or53 <u>Myles Murae, 6-3, 320, So.-TR</u>	4	0
RIGHT TACKLE (RT)		
61 Brandon Crenshaw-Dickson, 6-6, 310, Sr.**28	26	26
or74 <u>Drew Azzopardi, 6-7, 315, Fr.-RS</u>	3	0
TIGHT END (TE-Y)		
81 Mark Redman, 6-6, 255, Sr.*	29	12
82 Jay Rudolph, 6-4, 245, Sr.**	29	10
or86 Cameron Harpole, 6-4, 250, So.*	9	0
TIGHT END (TE-H)		
82 Jay Rudolph, 6-4, 245, Sr.**	29	10
86 Cameron Harpole, 6-4, 250, So.*	9	0
QUARTERBACK (QB)		
18 Jalen Mayden, 6-3, 220, ^Sr.*	17	8
9 <u>Kyle Crum, 6-3, 205, Fr.-RS</u>	2	0
RUNNING BACK (RB-F)		
23 Kenan Christon, 5-10, 190, Sr.*	26	3
or29 Cam Davis, 5-8, 180, So.*	15	0
RUNNING BACK (RB-T)		
29 Cam Davis, 5-8, 180, So.*	15	0
13 Martin Blake, 5-6, 205, So.*	12	2
FULLBACK (FB)		
26 <u>Nick Gardinera, 5-10, 215, Fr.-RS</u>	0	0
49 <u>Leo Kemp, 5-11, 220, Fr.-HS</u>	0	0
WIDE RECEIVER (Z)		
14 Phillippe Wesley II, 6-0, 190, So.-SQ	3	0
11 Brionne Penny, 6-3, 200, Sr.*	18	0
WIDE RECEIVER (F)		
83 Mekhi Shaw, 5-10, 190, Jr.**	25	6
40 <u>Mikey Welsh, 5-10, 170, Fr.-RS</u>	0	0
WIDE RECEIVER (X)		
85 Josh Nicholson, 6-0, 175, So.*	6	0
80 <u>Baylin Brooks, 6-2, 195, Fr.-HS</u>	0	0

SPECIAL TEAMS

	GP	GS
PUNTER (P)		
13 Jack Browning, 5-11, 190, ^Sr.**	26	13
49 <u>Zechariah Ramirez, 5-10, 170, Fr.-RS</u>	0	0
PLACEKICKER (PK)		
13 Jack Browning, 5-11, 190, ^Sr.**	26	13
46 <u>Gabriel Plascencia, 6-1, 210, Jr.-TR</u>	0	0
KICKOFFS (KO)		
13 Jack Browning, 5-11, 190, Sr.*	26	12
46 <u>Gabriel Plascencia, 6-1, 210, Jr.-TR</u>	0	0
HOLDER (H)		
83 Mekhi Shaw, 5-10, 190, Jr.**	25	6
49 <u>Zechariah Ramirez, 5-10, 170, Fr.-RS</u>	0	0

DEFENSE

	GP	GS
DEFENSIVE END (DE)		
45 Wyatt Draeger, 6-4, 270, Sr.**	31	0
30 Dominic Oliver, 6-3, 250, So.*	11	0
DEFENSIVE TACKLE (DT)		
99 <u>Tupu Alualu, 6-1, 275, Jr.-TR</u>	0	0
97 Darrion Dalton, 6-3, 275, So.-SQ	6	0
DEFENSIVE END (DE)		
39 Garret Fountain, 6-4, 260, Sr.**	36	0
91 Keion Mitchell, 6-4, 260, So.-SQ	0	0
LINEBACKER (SAM)		
55 Cooper McDonald, 6-3, 245, Sr.*	27	17
47 <u>Trey White, 6-1, 240, Fr.-RS</u>	3	0
MIDDLE LINEBACKER (MIKE)		
6 Zyrus Fiasue, 6-0, 220, So.*	15	6
42 Brady Anderson, 6-2, 230, So.*	12	0
LINEBACKER (WILL)		
44 Vai Kaho, 6-1, 230, Sr.**	30	1
58 <u>Cody Moon, 6-3, 210, Jr.-TR</u>	24	9
FIELD CORNERBACK (CB)		
21 Chris Johnson, 6-0, 180, So.*	12	0
10 Noah Tumblin, 6-2, 185, Sr.**	34	13
FIELD WARRIOR (FW)		
3 Cedarius Barfield, 5-11, 195, ^Sr.**	38	20
24 <u>Josh Hunter, 5-9, 180, Fr.-RS</u>	3	0
AZTEC (AZ)		
32 <u>Marcus Ratcliffe, 6-3, 210, Fr.-HS</u>	0	0
33 <u>JD Coffey III, 6-0, 190, Jr.-TR</u>	12	0
BOUNDARY WARRIOR (BW)		
31 Davaughn Celestine, 6-0, 190, Sr.**	25	11
34 Eric Butler, 6-1, 185, So.*	12	0
BOUNDARY CORNERBACK (CB)		
4 Dez Malone, 6-2, 200, Jr.**	23	11
12 Dallas Branch, 5-11, 180, ^Sr.**	30	9

	GP	GS
LONG SNAPPER (LS)		
50 Ryan Wintermeyer, 6-1, 220, Jr.**	27	27
64 <u>Tyson Chavez, 6-2, 235, Fr.-RS</u>	0	0
SHORT SNAPPER (SS)		
50 Ryan Wintermeyer, 6-1, 220, Jr.**	27	13
64 <u>Tyson Chavez, 6-2, 235, Fr.-RS</u>	0	0
KICKOFF RETURNS (KOR)		
23 Kenan Christon, 5-10, 190, Sr.*	26	0
22 Max Garrison, 5-10, 190, So.*	13	0
PUNT RETURNS (PR)		
83 Mekhi Shaw, 5-10, 190, Jr.**	25	0
4 Dez Malone, 6-2, 200, Jr.**	23	0

START CHART (OFF./DEF.)

Offense	2022	Streak	Career
Brandon Crenshaw-Dickson, OL	13	6	26
Mark Redman, TE	13	2	14*
Cade Bennett, OL	13	0	13
Jay Rudolph, TE	6	2	11
Jalen Mayden, QB	9	9	9
Ross Ulugalu-Maseuli, OL	7	2	7
Thomas Mirabella, RG	6	5	6
Mekhi Shaw, WR	5	0	6
Dean Abdullah, OL	3	0	3
Martin Blake, RB	2	0	2
Jaylon Armstead, RB	2	0	2
Joey Wright, LT	1	0	1

* 1 of Redman's starts came at Washington

Defense	2022	Streak	Career
Cedarius Barfield, CB/WAR	8	7	21
Cooper McDonald, LB	6	0	17^
Noah Tumblin, CB	5	0	13
Dez Malone, CB	12	12	12
Davaughn Celestine, S	12	1	12
Dallas Branch, CB	6	3	10
Cody Moon, LB	9	4	9
Noah Avinger, CB	5	0	8
Zyrus Fiasue, LB	6	0	6
Samuela Tuihalamaka, DL	0	0	3
Vai Kaho, LB	0	0	1

^ 10 of Cooper McDonald's starts came at Washington; 9 of Cody Moon's starts came at New Mexico; 3 of Samuela Tuihalamaka's starts came at Oklahoma State

Career Starts (Off/Def)	'17	'18	'19	'20	'21	'22	Total
Brandon Crenshaw-Dickson, RT/LT	-	RS	0	14	12	26	
Cedarius Barfield, S/CB	-	RS	0	4	9	7	20
Cooper McDonald, LB	-	-	-	0	10	6	16
Mark Redman, TE	-	-	-	0	1	12	13
Noah Tumblin, CB	-	-	RS	0	8	5	13
Cade Bennett, LG	-	-	-	RS	0	12	12
Davaughn Celestine, S	-	-	RS	0	0	11	11
Dez Malone, CB	-	-	-	RS	0	11	11
Jay Rudolph, TE	-	-	-	0	5	5	10
Cody Moon, LB	-	-	-	RS	0	9	9
Dallas Branch, CB	-	-	-	0	4	5	9
Jalen Mayden, QB	-	0	0	-	0	8	8
Noah Avinger, CB	-	-	-	-	3	5	8
Ross Ulugalu-Maseuli, RG	-	-	-	-	RS	6	7
Zyrus Fiasue, LB	-	-	-	-	RS	6	6
Mekhi Shaw, WR	-	-	-	RS	1	5	6
Thomas Mirabella, RG	-	-	-	RS	0	5	5
Dean Abdullah, RG	-	-	-	-	-	3	3
Samuela Tuihalamaka, DL	-	RS	3	0	0	0	3
Jaylon Armstead, RB	-	-	-	RS	0	2	2
Martin Blake, RB	-	-	-	-	RS	2	2
Kyron White, S	-	-	RS	0	0	2	2
Joey Wright, LT	-	-	-	RS	0	1	1
Vai Kaho, LB	-	-	-	0	1	0	1

10 of Cooper McDonald's starts came at Washington; 9 of Moon's starts came at New Mexico; 3 of Samuela Tuihalamaka's starts came at Oklahoma State; 1 of Redman's starts came at Washington

SELECTED AZTEC PLAYER BIOS

#99 TUPU ALUALU (too-poo ah-loo-ah-loo)

Defensive Tackle • Junior • 6-1 • 275 • Honolulu, Hawaii • Mt. SAC

- **At San Diego State:** Big, physical body who joined the Aztecs for the spring campaign ... Enters his first season at SDSU as the projected starting defensive tackle.
- **2023 (Junior):** Has been named to the 2023 watch list for the Polynesian College Football Player of the Year Award, which is presented annually to the most outstanding college football player of Polynesian ancestry that epitomizes great ability and integrity.
- **At Mt. SAC (2021):** Played one season at Mt. San Antonio College in 2021, starring at defensive line for the Mounties ... Had 46 total tackles (29 solo) and 5.5 sacks during the 2021 season ... Had eight or more total tackles three times during the 2021 season and had two games with two-plus sacks ... In a 45-21 win over Bakersfield CC had five solo tackles, a season-high 2.5 sacks and five tackles for loss ... Posted a season-high nine tackles - four solo - and 2.5 tackles for loss in a 30-24 loss to El Camino College early in the season ... In the Mounties' season finale 34-28 win over Fullerton CC, he had two sacks, two tackles for loss and four solo tackle.
- **At New Mexico Military Institute (2019):** Spent one season at New Mexico Military Institute ... Logged 27 tackles with a fumble recovery in eight games for the Broncos in 2019.
- **High School:** Prepped at Moanalua High School in Honolulu where he starred for the Menehunes and helped lead the team to a Hawaii state playoff appearance ... Also played two seasons at St. Louis High School in Honolulu helping the Crusaders to a 11-1 record in his junior year.

#42 BRADY ANDERSON

Linebacker • Sophomore • 6-2 • 230 • Bakersfield, Calif. • Liberty HS

- **At San Diego State:** Young, strong linebacker who is coming off a solid spring ... Continues to learn the defense ... Now in his third season after redshirting his true sophomore campaign in 2022 ... Enters the 2023 season as the backup middle linebacker behind Zyrus Fiaseu.
- **2022 (Redshirt):** Redshirted his second season at San Diego State.
- **2021 (True Freshman):** Played in 12 of the team's 14 games on special teams, including each of the final 12 contests ... Made one tackle and returned a squib kick nine yards ... Was on the travel squad for each of the first two games but did not play ... Made his debut against Utah on Sept. 18 ... Logged an assisted tackle on special teams vs. New Mexico on Oct. 9 ... Returned a pooch kickoff nine yards against Utah State in the MW Championship game on Dec. 4.
- **High School:** Was a two-year letter winner at Liberty High School in Bakersfield, Calif. ... Helped the Patriots to a pair of league championships and perfect 5-0 conference records each year (2018-19) ... LHS was a combined 22-4 (.846) over his two seasons, reaching the section finals in 2018 with a 12-2 record and making the section semifinals in 2019 with a 10-2 mark ... Was all-league, all-area and the team's defensive MVP, while also captaining the Patriots ... According to MaxPreps, totaled 53 tackles as a junior in 2019 with three sacks, a forced fumble, fumble recovery and two pass breakups ... Had his senior season in 2020 wiped out because of the COVID-19 pandemic ... A scholar-athlete and member of the honor roll at LHS ... Also was a second baseman at Liberty HS, being named the team's MVP ... A three-star recruit by 247sports and ESPN ... Received a scout grade of 80 by 247sports and 71 by ESPN.
- **Personal:** Brady Carboen Anderson was born Dec. 11, 2002, in Visalia, Calif. ... Son of Chris and Diana Anderson ... Father, Chris, played football at Chico State, while mother, Diana, played basketball and softball at Fresno City College ... Picked the Aztecs over offers from Air Force, Army West Point, Fresno State, New Mexico, Cal Poly and Columbia ... Also was recruited by Washington State, Montana, Montana State, Northern Arizona, Penn and Sacramento State ... Is majoring in kinesiology ... Enjoys fishing, hiking and hunting in his spare time.

Anderson's Career Statistics

Season	GP	GS	UA	A	TT	TFL	Sk	Int.	PBU	FF	FR
2021	12	0	0	1	1	0.0	0.0	0	0	0	0
Career	12	0	0	1	1	0.0	0.0	0	0	0	0

Career Highs: Tackles: 1 vs. New Mexico (10/9/21); Kick Returns: 1 vs. Utah State (12/4/21); Kick Return Yards: 9 vs. Utah State (12/4/21); Long Kick Return: 9 vs. Utah State (12/4/21).

Anderson's Career Game-by-Game (Only games with stats listed)

Date	Opponent	GP	GS	UA	A	TT	TFL	Sk.	Int.	PBU	FF	FR
0.9.21	New Mexico*	1	0	0	1	1	0.0	0.0	0	0	0	0

*Bold indicates season high. * - Mountain West game.*

#2 JAYLON ARMSTEAD

Running Back • Junior • 5-11 • 215 • Los Angeles, Calif. • Serra HS

- **At San Diego State:** Big, bruising running back ... Continues to work on his endurance ... Is often used late in games to grind out the clock ... Enters the season third on the depth chart ... Also plays on special teams.
- **2022 (Sophomore):** Played in 10 of the team's 13 games, making two starts, making the most of his 81 offensive snaps ... Had 313 rushing yards on just 52 carries (6.0 avg.) and two touchdowns with a long run of 61 yards ... Also had a touchdown when he recovered a blocked punt in the end zone ... Had a tackle on special teams as well ... Ranked fifth in the Mountain West in rushing yards per attempt (6.02, T-48th in FBS) ... Also tied for second in the Mountain West in punt return touchdowns (1) (off a blocked punt) ... Made the most of his six snaps in the opener against Arizona on Sept. 3, rushing five times for 33 yards (6.6 avg.) with a career-long run of 19 yards ... Also pounced on a blocked punt in the end zone for his first career touchdown in the third quarter ... Ran for a career-high 96 yards on just five attempts (19.2 avg.) in eight snaps against Idaho State on Sept. 10 ... The 19.2-yard average was the second highest by an Aztec since at least 1996 (min. 5 att.), only trailing Rashaad Penny's 20.8 average at Nevada on Nov. 12, 2016 (10 att., 208 yds.) ... The 19.2 average was also the eighth-highest average in a FBS game in 2022 (min. 5 att.) ... Including in the 96 yards was a career-long 61-yarder ... Was named the team's offensive player of the game ... Made his first career start at No. 14/15 Utah on Sept. 17, where he rushed five times for 31 yards (6.2 avg.) with a long of 14 yards across 11 snaps ... Made a tackle on special teams too ... Ran for 30 yards on three attempts (10.0 avg.) with a long run of 17 yards in just four snaps off the bench against Toledo on Sept. 24 ... Did not travel to Boise State on Sept. 30 because of an injury suffered the previous game ... Also did not dress for the Hawai'i game ... Came back to play statless time on special teams at Nevada on Oct. 22 ... Played once again on special teams at Fresno State on Oct. 29 ... Returned to the backfield against UNLV on Nov. 5, rushing a career-high 14 times for 72 yards (5.1 avg.) with a long run of 17 yards in just 18 snaps ... Excelled on the team's final drive to run out the clock in the fourth quarter, carrying six times for 56 yards (9.3 avg.), including a 17-yard gain on a third-and-1 situation and a 14-yard rush on a third-and-4 ... Was named the team's co-offensive player of the game ... Ran for 46 yards on a career-high 15 carries (3.1 avg.) and a touchdown in 27 snaps in his second career start vs. San José State ... The touchdown put the Aztecs up, 38-14, late in the third quarter, SDSU's largest lead of the game ... Ran five times for five yards (1.0 avg.) with a touchdown at New Mexico on Nov. 18 in six snaps ... Only played special teams against Air Force on Nov. 26 ... Did not play against Middle Tennessee in the EasyPost Hawai'i Bowl on Dec. 24.
- **2021 (Freshman):** Played in eight of the 14 games on the season ... Rushed 24 times for 75 yards (3.1 avg.) with a long of eight yards ... Was on the travel squad but did not play in the opener vs. New Mexico State on Sept. 4 ... Logged six snaps late at Arizona (Sept. 11), rushing three times for 13 yards (4.3 avg.) ... Set then career bests in rushing attempts (3), rushing yards (13) and long rush (8) ... Suited up but did not play against Utah on Sept. 18 ... Logged his most playing time of his career against Towson on Sept. 25 in 17 snaps, rushing a career-high 13 times for a career-best 38 yards (2.9 avg.) with a long run of seven yards ... Came on late to play five snaps against New Mexico on Oct. 9, rushing three times for 10 yards (3.3 avg.) with a long of seven ... Logged statless special teams snaps at San José State on Oct. 15, at Air Force on Oct. 23, vs. Fresno State on Oct. 30 and at Hawai'i on Nov. 6 ... Did not play against Nevada on Nov. 13, at UNLV on Nov. 19 or Boise State on Nov. 26 ... Played late (10 snaps) against Utah State on Dec. 4 in the Mountain West Championship game, rushing five times for 14 yards (2.8 avg.) with a long of four ... Did not play in the Tropical Smoothie Frisco Bowl against No. 24/25 UTSA.
- **2020 (True Freshman):** Played in one game as a true freshman, recording a 5-yard rush ... Did not travel to each of the first five games ... Made the travel roster for the first time at Colorado on Nov. 28, but did not play ... Had his first collegiate appearance the following week at Colorado State (Dec. 5) where he ran once for five yards ... Traveled, but did not play in the season finale at No. 14/16 Brigham Young.

- **High School:** Was a three-year letter winner at Serra High School in Los Angeles ... According to MaxPreps, rushed for 1,230 yards and 17 touchdowns on 165 carries (7.5 avg.) over his career, while adding 22 catches for 237 yards (10.8 avg.) and three touchdowns ... Also ran track and field at Serra High ... A three-star recruit by both Rivals and 247sports ... Received a scout grade of 83 by 247sports.
- **Personal:** Jaylon Ryan Armstead was born May 21, 2001, in Los Angeles ... Son of Dionne Dixon ... Ended up picking the Aztecs over offers from Arizona State, Nevada, UNLV and Northern Arizona ... Is undecided on a major.

Armstead's Career Statistics

Season	Rushing						Receiving						
	GP	GS	Att.	Yds.	TD	Lg.	Avg.	100+	No.	Yds.	Avg.	TD	Lg.
2020	1	0	1	5	0	5	5.0	0	0	0	0.0	0	0
2021	8	0	24	75	0	8	3.1	0	0	0	0.0	0	0
2022	10	2	52	313	2	61	6.0	0	0	0	0.0	0	0
Career	19	2	77	393	2	61	5.1	0	0	0	0.0	0	0

Career Highs: Carries: 15 vs. San José State (11/12/22); Rushing Yards: 96 vs. Idaho State (9/10/22); Rushing Touchdowns: 1 at New Mexico (11/18/22), vs. San José State (11/12/22); Long Rush: 61 vs. Idaho State (9/10/22); Punt Return Touchdowns: 1 vs. Arizona (9/3/22); Overall Touchdowns: 1 at New Mexico (11/12/22), vs. San José State (11/12/22), vs. Arizona (9/3/22); Tackles: 1 at No. 14/15 Utah (9/17/22).

Armstead's Career Game-by-Game (Stats Only)

Date	Opponent	Rushing						Receiving					
		GP	GS	Att.	Yds.	Avg.	TD	No.	Yds.	Avg.	TD	TD	
D.5.20	Colorado State*	1	0	1	5	5.00	0	0	0	0	0	0	
S.11.21	at Arizona	1	0	3	13	4.33	0	0	0	0	0	0	
S.25.21	Towson	1	0	13	38	2.92	0	0	0	0	0	0	
O.9.21	New Mexico*	1	0	3	10	3.33	0	0	0	0	0	0	
D.4.21	Utah State!	1	0	5	14	2.80	0	0	0	0	0	0	
S.3.22	Arizona	1	0	5	33	6.60	0	0	0	0	0	0	
S.10.22	Idaho State	1	0	5	96	19.20	0	0	0	0	0	0	
S.17.22	at No. 14/15 Utah	1	1	5	31	6.20	0	0	0	0	0	0	
S.24.22	Toledo	1	0	3	30	10.00	0	0	0	0	0	0	
N.5.22	UNLV*	1	0	14	72	5.14	0	0	0	0	0	0	
N.12.22	San José State*	1	1	15	46	3.07	1	0	0	0	0	0	
N.18.22	at New Mexico*	1	0	5	5	1.00	1	0	0	0	0	0	

Bold indicates season high. * - Mountain West game. ! - 2021 Mountain West Championship (Dignity Health Sports Park; Carson, Calif.).

#74 DREW AZZOPARDI (azza-pardy)
Right Tackle • RS-Fresh. • 6-7 • 315 • Pacifica, Calif. • Junipero Serra HS

- **At San Diego State:** Big, mobile body who continues to make strides on the field ... Enters his second season as the co-starting right tackle.
- **2022 (Redshirt):** Was on the travel squad for all 13 games but didn't play until the final three games of the season on special teams ... Made his debut on the PAT and field goal unit at New Mexico on Nov. 18 ... Also played on special teams vs. Air Force (Nov. 26) and against Middle Tennessee (Dec. 24) in the EasyPost Hawai'i Bowl.
- **High School:** Comes to the Aztecs from Junipero Serra High School in San Mateo, Calif. ... In his two seasons (spring and fall 2021), Junipero Serra HS was 16-2 (.889) ... The Padres were 11-2 in 2021 and advanced to the state championship, falling to Mater Dei ... JHS finished ranked 10th in the state by MaxPreps ... Was a first-team all-West Catholic Athletic League selection and team captain ... In the spring season (was moved back from the fall because of COVID), the Padres went 5-0 and captured the WCAL title, as there was no playoffs or all-league awards ... Also played baseball in 2018 and 2019 ... Is a three-star recruit by 247sports and ESPN, and a two-star recruit by ESPN ... Owns a 247sports composite rating of 82.54 ... Received a scout grade of 84 by 247sports and 74 by ESPN.
- **Personal:** Andrew Azzopardi was born Aug. 14, 2004 in Burlingame, Calif. ... Son of Jeff and Nicole Azzopardi ... Older brother, Nate, plays offensive line at Idaho ... Picked San Diego State over offers from Arizona, Nevada, Tulane, Idaho, Idaho State, Southern Utah and Portland State ... Plans to major in communication ... Favorite athlete is Green Bay Packers offensive lineman David Bakhtiari.

Azzopardi's Career Statistics

Season	GP	GS
2022	3	0
Career	3	0

Azzopardi's Career Game-by-Game (Games Only)

Date	Opponent	GP	GS/POS
N.18.22	at New Mexico*	1	
N.26.22	Air Force*	1	
D.24.22	vs. Middle Tennessee^	1	

* - Mountain West game. ^ - 2022 EasyPost Hawai'i Bowl (Clarence T.C. Ching Athletics Complex; Honolulu, Hawaii).

#3 CEDARIOUS BARFIELD

Safety • ^Senior • 5-11 • 195 • El Paso, Texas • El Dorado HS

- **At San Diego State:** A physical DB who made the move to safety from cornerback in the 2021 spring season ... In 2019 worked behind All-American Luq Barcoo and all-Mountain West performer Darren Hall at cornerback ... Mainly was on special teams in 2019, only seeing defensive action late in the bowl game ... Played more each of the last three seasons ... Is coming back for a sixth year (fifth year playing), utilizing his COVID season ... Enters 2023 as the starting field warrior.
- **2023 (^Senior):** Has been named a team captain by his teammates ... Has been named a preseason all-Mountain West third-team selection by Phil Steele Magazine and a fourth-team honoree by Athlon Sports.
- **2022 (Senior):** Played in 12 of the team's 13 games with seven starts ... Had 49 tackles (27 solo), with four tackles for loss, an interception, two pass breakups, two forced fumbles, a fumble recovery and a blocked kick ... Ranked in a tie for fourth in the Mountain West in forced fumbles (2, T-53rd in FBS) and a tie for sixth in forced fumbles per game (0.17) ... On special teams, tied for second in the Mountain West in blocked kicks (1, T-16th in FBS) and tied for fifth blocked kicks per game (0.08, T-48th in FBS) ... Had a solid game in the opener against Arizona, recording five tackles, including a 3-yard tackle for loss, and his first forced fumble and fumble recovery ... The turnover led to SDSU's first touchdown inside Snapdragon Stadium, an 11-yard pass from Braxton Burmeister to Tyrell Shavers on a fourth-and-goal situation from the 3 ... Did not play against Idaho State on Sept. 10 ... Made a pair of tackles (one solo) in nine snaps off the bench at No. 14/15 Utah on Sept. 17 ... Had a solo tackle and his first career interception in 23 snaps off the bench vs. Toledo on Sept. 24 ... Made one tackle in two snaps at Boise State on Sept. 30 ... Had a game-high six tackles (four solo) in 29 defensive snaps against Hawai'i ... The six tackles were a season high and one off a career high ... Came up with an assisted tackle and a pass breakup in 35 defensive snaps at Nevada on Oct. 22 ... Earned his first start since the opener at Fresno State on Oct. 29, where he made five tackles (four solo), playing all 75 defensive snaps in the game ... Also blocked a field goal attempt, the first blocked kick of his career ... Started again against UNLV on Nov. 5 and came up with six tackles (two solo) and a forced fumble ... The forced fumble was his second of the season and was recovered by Dallas Branch ... The six stops tied a season high ... Had four tackles (two solo) with a 3-yard tackle for loss while playing all 55 snaps vs. San José State on Nov. 12 ... Registered a career-high eight tackles, including a season-high 1.5 tackles for loss, in a start and 46 defensive snaps at New Mexico on Sept. 18 ... Had six tackles (four solo) with 0.5 tackles for loss against Air Force on Nov. 26, starting for the fifth straight game and playing in 59 snaps ... Made four stops (three solo) with a pass breakup in a start vs. Middle Tennessee in the EasyPost Hawai'i Bowl on Dec. 24, playing all 76 snaps on defense.
- **2021 (Junior):** Started nine games at boundary warrior and played in 10 of 14, missing the final four with an injury ... Had 39 tackles (25 solo) with two tackles for a loss, three pass breakups and a quarterback hurry ... Made his first career start at safety and fifth overall in the opener against New Mexico State on Sept. 4, recording three tackles (one solo), including 0.5 tackles for loss and a quarterback hurry ... Was one of only two Aztecs on defense to play all 85 snaps (also Patrick McMorris) ... Made four tackles (three solo) with a 1-yard tackle for loss and a pass breakup at Arizona on Sept. 11, playing all 58 snaps ... Came up with a then career-high six tackles (four solo) in a start against Utah on Sept. 18, adding 0.5 tackles for loss and a pass breakup ... Played every snap (93) for the third straight game ... Had four stops (three solo) and a pass breakup while playing all 60 snaps against Towson on Sept. 25 ... Came up with a solo tackle in 59 snaps in a start against New Mexico on Oct. 9 ... Logged a career-high seven tackles (three solo) in all 81 defensive snaps in a start at San José State ... Came off the bench for the first time of the season at Air Force on Oct. 23, registering five

tackles (three solo) in just 18 snaps ... Logged four tackles (two solo) against Fresno State on Oct. 30, playing all 81 snaps in the game ... Had four solo tackles in a start at Hawai'i on Nov. 6 across 64 of the 68 possible defensive snaps ... Made a solo tackle in only 12 snaps in a start against Nevada on Nov. 13, exiting the game early with an injury ... Traveled to UNLV for the game on Nov. 19 but was unable to play because of an injury ... Also did not play in the following three games to close out the season.

- **2020 (Sophomore):** Started four games at boundary cornerback and played in seven of eight, registering 13 tackles (nine solo), including two tackles for loss, and a pass breakup ... Started for the first time of his career against UNLV on Oct. 24, coming up with four stops (three solo), two tackles for loss and a pass breakup ... Started for the second straight game at Utah State on Oct. 31, recording four tackles (three solo) ... Earned a third straight start at San José State on Nov. 6, recording four tackles (three solo) ... Started again against Hawai'i on Nov. 14 without recording a stat ... Came off the bench for the first time of the season at Nevada on Nov. 21, making one assisted stop ... Played on special teams at Colorado on Nov. 28 without recording a stat ... Did not play against Colorado State on Dec. 5 for the first time of the season ... Logged statless times on special teams at No. 14/16 Brigham Young.
- **2019 (Freshman):** Played in nine games on the season, mostly on special teams ... Finished with one pass breakup ... Made his collegiate debut on special teams at UCLA on Sept. 7 ... Also played on special teams at New Mexico State, vs. Utah State, at Colorado State, vs. Wyoming, at San José State, at UNLV, vs. Brigham Young and against Central Michigan in the New Mexico Bowl ... Played snaps late in the bowl game, nearly coming up with an interception, but settling for a pass breakup ... Did not play in the opener vs. Weber State, and in games vs. Nevada, vs. Fresno State and at Hawai'i.
- **2018 (Redshirt):** Redshirted his first season at SDSU.
- **High School:** A three-year letter winner at El Dorado High School in El Paso, Texas ... Played on four district championship teams ... Played a bit of everything at El Dorado HS, including quarterback, wide receiver, cornerback, kick returner, punt returner and punter ... According to MaxPreps, was 369-for-602 (61.3 pct.) over his three seasons at quarterback for 59 touchdowns against just eight interceptions, while rushing for 3,760 yards and 58 touchdowns on 358 attempts (10.5 avg.) ... Threw for 2,220 yards and 23 touchdowns in 2017, and rushed for 1,668 yards and 28 touchdowns on 166 carries (10.0 avg.) ... In 2016, threw for 3,069 yards and 33 touchdowns, and rushed for 1,582 yards and 22 scores on 134 attempts (11.8 avg.) ... Was a second-team all-state selection, a two-time 6A MVP and the El Paso Times MVP ... A three-star recruit by both Rivals and 247sports ... Also lettered on the basketball team and track and field team ... Made the all-defensive team in basketball ... Was all-region choir and an all-academic pick in both football and basketball.
- **Personal:** Cedarius E. Barfield was born Feb. 14, 2000 ... Son of Cedric and Ellashia Barfield ... Chose San Diego State over offers from New Mexico, Southern Miss, UTEP, Air Force, Navy, Army West Point, New Mexico State and North Dakota ... Is majoring in computer science.

Barfield's Career Statistics

Season	GP	GS	UA	A	TT	TFL	Sk	Int.	PBU	FF	FR
2019	9	0	0	0	0	0.0	0.0	0	1	0	0
2020	7	4	9	4	13	2.0	0.0	0	1	0	0
2021	10	9	24	14	38	2.0	0.0	0	3	0	0
2022	12	7	27	22	49	4.0	0.0	1	2	2	1
Career	38	20	60	40	100	8.0	0.0	1	7	2	1

Career Highs: Tackles: 8 at New Mexico (11/18/22); Tackles For Loss: 2.0 vs. UNLV (10/24/20); Interceptions: 1 vs. Toledo (9/24/22); Pass Breakups: 1, seven times; Forced Fumbles: 1 vs. UNLV (11/5/22); vs. Arizona (9/3/22); Fumble Recoveries: 1 vs. Arizona (9/3/22); Blocked Kicks: 1 at Fresno State (10/29/22).

Barfield's Career Game-by-Game

Date	Opponent	GP	GS	UA	A	TT	TFL	Sk	Int.	PBU	FF	FR
A.31.19	Weber State											
--- Did Not Play ---												
S.7.19	at UCLA	1	0	0	0	0	0.0	0.0	0	0	0	0
S.14.19	at New Mexico State	1	0	0	0	0	0.0	0.0	0	0	0	0
S.21.19	Utah State*	1	0	0	0	0	0.0	0.0	0	0	0	0
O.5.19	at Colorado State*	1	0	0	0	0	0.0	0.0	0	0	0	0
O.12.19	Wyoming*	1	0	0	0	0	0.0	0.0	0	0	0	0
O.19.19	at San José State*	1	0	0	0	0	0.0	0.0	0	0	0	0
O.26.19	at UNLV*	1	0	0	0	0	0.0	0.0	0	0	0	0
N.9.19	Nevada*											
--- Did Not Play ---												
N.15.19	Fresno State*											
--- Did Not Play ---												

Date	Opponent	GP	GS	UA	A	TT	TFL	Sk	Int.	PBU	FF	FR
N.23.19	at Hawai'i*											
--- Did Not Play ---												
N.30.19	Brigham Young	1	0	0	0	0	0.0	0.0	0	0	0	0
D.21.19	vs. Central Michigan~	1	0	0	0	0	0.0	0.0	0	1	0	0
O.24.20	UNLV*	1	1	3	1	4	2.0	0.0	0	1	0	0
O.31.20	at Utah State*	1	1	3	1	4	0.0	0.0	0	0	0	0
N.6.20	San José State*	1	1	3	1	4	0.0	0.0	0	0	0	0
N.14.20	Hawai'i*	1	1	0	0	0	0.0	0.0	0	0	0	0
N.21.20	at Nevada*	1	0	0	1	1	0.0	0.0	0	0	0	0
N.28.20	at Colorado	1	0	0	0	0	0.0	0.0	0	0	0	0
D.5.20	Colorado State*											
--- Did Not Play ---												
D.12.20	at No. 14/16 Brigham Young	1	0	0	0	0	0.0	0.0	0	0	0	0
S.4.21	New Mexico State	1	1	1	2	3	0.5	0.0	0	0	0	0
S.11.21	at Arizona	1	1	3	1	4	1.0	0.0	0	1	0	0
S.18.21	Utah	1	1	4	2	6	0.5	0.0	0	1	0	0
S.25.21	Towson	1	1	3	1	4	0.0	0.0	0	1	0	0
O.9.21	New Mexico*	1	1	1	0	1	0.0	0.0	0	0	0	0
O.15.21	at San José State*	1	1	3	4	7	0.0	0.0	0	0	0	0
O.23.21	at Air Force*	1	0	3	2	5	0.0	0.0	0	0	0	0
O.30.21	Fresno State*	1	1	2	2	4	0.0	0.0	0	0	0	0
N.6.21	at Hawai'i*	1	1	4	0	4	0.0	0.0	0	0	0	0
N.13.21	Nevada*	1	1	1	0	1	0.0	0.0	0	0	0	0
N.19.21	at UNLV*											
--- Did Not Play - Injured ---												
N.26.21	Boise State*											
--- Did Not Play - Injured ---												
D.4.21	Utah State!											
--- Did Not Play - Injured ---												
D.21.21	vs. No. 24/25 UTSA%											
--- Did Not Play - Injured ---												
S.3.22	Arizona	1	1	4	1	5	1.0	0.0	0	0	1	1
S.10.22	Idaho State											
--- Did Not Play ---												
S.17.22	at No. 14/15 Utah	1	0	1	1	2	0.0	0.0	0	0	0	0
S.24.22	Toledo	1	0	1	0	1	0.0	0.0	1	0	0	0
S.30.22	at Boise State*	1	0	0	1	1	0.0	0.0	0	0	0	0
O.8.22	Hawai'i*	1	0	4	2	6	0.0	0.0	0	0	0	0
O.22.22	at Nevada*	1	0	0	1	1	0.0	0.0	0	1	0	0
O.29.22	at Fresno State*	1	1	4	1	5	0.0	0.0	0	0	0	0
N.5.22	UNLV*	1	1	2	4	6	0.0	0.0	0	0	1	0
N.12.22	San José State*	1	1	2	2	4	1.0	0.0	0	0	0	0
N.18.22	at New Mexico*	1	1	2	6	8	1.5	0.0	0	0	0	0
N.26.22	Air Force*	1	1	4	2	6	0.5	0.0	0	0	0	0
D.24.22	vs. Middle Tennessee^	1	1	3	1	4	0.0	0.0	0	1	0	0

*Bold indicates season high. * - Mountain West game. ~ - 2019 New Mexico Bowl (Dreamstyle Stadium; Albuquerque, N.M.). ! - 2021 Mountain West Championship (Dignity Health Sports Park; Carson, Calif.). % - 2021 Tropical Smoothie Frisco Bowl (Toyota Stadium; Frisco, Texas). ^ - 2022 EasyPost Hawai'i Bowl (Clarence T.C. Ching Athletics Complex; Honolulu, Hawaii).*

#60 CADE BENNETT

Left Guard • Junior • 6-3 • 305 • Scottsdale, Ariz. • Okla. State

- **At San Diego State:** Joined San Diego State in 2022 following two seasons at Oklahoma State ... Big, mobile body who earned the starting left guard spot right away ... Will start again in 2023.
- **2023 (Junior):** Has been named to the Outland Trophy Watch List for the top interior lineman ... Has been named a preseason first-team all-Mountain West selection by the league media, Pro Football Focus, Phil Steele Magazine, Athlon Sports, Lindy's Sports and Sports Info Solutions.
- **2022 (Sophomore):** Was named a second-team all-Mountain West selection by the league's coaches and media ... Also was a first-team pick by College Football Network and a second-team selection by Phil Steele Magazine ... Started the team's first 12 games at left guard before missing the bowl game with an injury ... Played in 748 of the team's first 755 offensive snaps before the injury ... Allowed only six quarterback pressures (no sacks) in 367 passing opportunities on the season ... According to Pro Football Focus, his 82.4 pass block rating was the second highest in the Mountain West among offensive linemen and first among MW guards (min. 300 pass opportunities) ... Earned his first career start against Arizona on Sept. 3, where he played all 59 snaps ... Started again vs. Idaho State (Sept. 10), at No. 14/15 Utah (Sept. 17), vs. Toledo (Sept. 24), at Boise State (Sept. 30), vs. Hawai'i (Oct. 8), at Nevada (Oct. 22),

at Fresno State (Oct. 29), vs. UNLV (Nov. 5), vs. San José State (Nov. 12), at New Mexico (Nov. 18) and against Air Force (Nov. 26) ... Missed the EasyPost Hawai'i Bowl game against Middle Tennessee on Dec. 24 after suffering an injury.

- **At Oklahoma State (2020-21):** Comes to The Mesa following two seasons at Oklahoma State ... Played in a pair of games last year as a redshirt freshman against Kansas (Oct. 30) and Notre Dame (Jan. 1) in the Playstation Fiesta Bowl ... Redshirted his first season with the Cowboys in 2020.
- **High School:** Played his high school ball at Notre Dame Prep, logging snaps on both sides of the ball ... Helped the Saints to a 37-4 record in his three seasons ... As a senior in 2019, he anchored an offensive line that helped Notre Dame Prep rush for 3,249 yards and 57 touchdowns, while passing for 1,763 yards and 17 touchdowns ... Also logged 18 tackles on the defensive side of the ball with 12 solo stops ... Made Arizona Republic's all-Arizona team ... Was a consensus three-star recruit out of high school by 247sports, Rivals and ESPN ... Received a scout grade of 85 by 247sports and 75 by ESPN ... 247Sports ranked him as the No. 25 offensive guard in the nation and the No. 13 player out of Arizona.
- **Personal:** Cade Alan Bennett was born July 9, 2001 ... Son of Dave and Kimberly Bennett ... Chose Oklahoma State out of high school over San Diego State, Iowa State, Arizona State, Arizona, Purdue, Brigham Young, Boise State, Army West Point, Syracuse, Georgia Tech, Vanderbilt, UNLV and Colorado State.

Bennett's Career Statistics

Season	^ - at Oklahoma State	
	GP	GS
2021^	2	0
2022^	12	12
Career	14	12

Bennett's Career Game-by-Game (Games Played & SDSU Era Only)

Date	Opponent	GP	GS/POS
0.30.21	Kansas&	1	
J.1.21	vs. No. 5/5 Notre Dame	1	
S.3.22	Arizona	1	LG
S.10.22	Idaho State	1	LG
S.17.22	at No. 14/15 Utah	1	LG
S.24.22	Toledo	1	LG
S.30.22	at Boise State*	1	LG
0.8.22	Hawai'i*	1	LG
0.22.22	at Nevada*	1	LG
0.29.22	at Fresno State*	1	LG
N.5.22	UNLV*	1	LG
N.12.22	San José State*	1	LG
N.18.22	at New Mexico*	1	LG
N.26.22	Air Force*	1	LG
D.24.22	vs. Middle Tennessee^	--- DNP - Inj. ---	

& - Big 12 game. * - Mountain West game. % - 2021 Playstation Fiesta Bowl (State Farm Stadium; Glendale, Ariz.). ^ - 2022 EasyPost Hawai'i Bowl (Clarence T.C. Ching Athletics Complex; Honolulu, Hawaii).

#13 MARTIN BLAKE

Running Back • Soph. • 5-6 • 205 • Las Vegas, Nev. • Canyon Springs HS

- **At San Diego State:** Walk-on running back from the same high school (Canyon Springs) as former Aztec and the all-time leading rusher in FBS history Donnel Pumphrey ... Versatile back who can bull defenders over or run by them ... Can catch out of the backfield ... Enters the season as the backup 'T' running back.
- **2022 (Redshirt Freshman):** Played in 12 games with two starts to his credit ... Carried nine times for 33 yards (3.7 avg.) with a long of nine yards ... Also caught a 29-yard pass ... Played 77 offensive snaps for the season ... Did not play in the opener vs. Arizona on Sept. 3 ... Made his first career appearance vs. Idaho State on Sept. 10, carrying four times for 17 yards (4.3 avg.) with a long run of nine yards in just four snaps ... Had 10 yards on three rushing attempts the following week at No. 14/15 Utah on Sept. 17 across 11 snaps ... Did not have any stats in games against Toledo (Sept. 24), Boise State (Sept. 30) or Hawai'i (Oct. 8) ... Had a 2-yard carry at Nevada on Oct. 22 in five snaps ... Caught a 29-yard pass at Fresno State on Oct. 29 in just five snaps ... Did not record a stat in three more games vs. UNLV (Nov. 5), San Jose State in 13 snaps (Nov. 12) and at New Mexico in 11 snaps (Nov. 18) ... Had a 4-yard rush vs.

Air Force on Dec. 24 ... Did not find the stat sheet vs. Middle Tennessee on Dec. 24 in the Easy-Post Hawai'i Bowl despite playing a season-high 14 snaps.

- **High School:** Lettered for three years at Canyon Springs High School in Las Vegas ... Named the 4A All North-East League running back in 2018 (second team) and 2019 (first team) ... Listed as the All-Southern Nevada second team kick returner in 2019 ... Maintained a 3.0 GPA during his junior and senior seasons ... According to MaxPreps, rushed 59 times for 463 yards (7.8 YPC) and four touchdowns as a junior while catching seven passes for 126 yards and a touchdown ... The team finished 15-9 over his sophomore and junior seasons ... Also played baseball for the Pioneers and batted .429.
- **Personal:** Martin Latwan Blake was born January 8, 2003, in Las Vegas ... Son of Robert Blake ... His father, Robert, is an umpire ... Is majoring in marketing ... Lists his favorite athlete as Kobe Bryant.

Blake's Career Statistics

Season	GP	GS	Rushing				Receiving						
			Att.	Yds.	TD	Lg.	Avg.	100+	No.	Yds.	Avg.	TD	Lg.
2022	12	2	9	33	0	9	3.7	0	1	29	29.0	0	29
Career	12	2	9	33	0	9	3.7	0	1	29	29.0	0	29

Career Highs: Carries: 4 vs. Idaho State (9/10/22); Rushing Yards: 17 vs. Idaho State (9/10/22); Long Rush: 9 vs. Idaho State (9/10/22); Receptions: 1 at Fresno State (10/29/22); Receiving Yards: 29 at Fresno State (10/29/22); Long Reception: 29 at Fresno State (10/29/22).

Blake's Career Game-by-Game

Date	Opponent	GP	GS	Rushing				Receiving		
				Att.	Yds.	Avg.	TD	No.	Yds.	TD
S.3.22	Arizona	--- Did Not Play ---								
S.10.22	Idaho State	1	0	4	17	4.3	0	0	0	0
S.17.22	at No. 14/15 Utah	1	0	3	10	3.3	0	0	0	0
S.24.22	Toledo	1	0	0	0	0.0	0	0	0	0
S.30.22	at Boise State*	1	0	0	0	0.0	0	0	0	0
0.8.22	Hawai'i*	1	0	0	0	0.0	0	0	0	0
0.22.22	at Nevada*	1	0	1	2	2.0	0	0	0	0
0.29.22	at Fresno State*	1	0	0	0	0.0	0	1	29	0
N.5.22	UNLV*	1	0	0	0	0.0	0	0	0	0
N.12.22	San José State*	1	0	0	0	0.0	0	0	0	0
N.18.22	at New Mexico*	1	0	0	0	0.0	0	0	0	0
N.24.22	Air Force*	1	0	1	4	4.0	0	0	0	0
D.24.22	vs. Middle Tennessee^	1	0	0	0	0.0	0	0	0	0

Bold indicates season high. * - Mountain West game. ^ - 2022 EasyPost Hawai'i Bowl (Clarence T.C. Ching Athletics Complex; Honolulu, Hawaii).

#12 DALLAS BRANCH

Cornerback • ^Senior • 5-11 • 180 • Redondo Beach, CA • Long Beach CC

- **At San Diego State:** Impressed the coaching staff in his first year with the Aztecs in 2020, learning behind two-time all-Mountain West pick and 2021 NFL fourth-round draft selection Darren Hall ... Entered the 2021 season as the projected starting field cornerback, but battled a few injuries throughout the season ... Was one of three Aztecs to start exactly five times at cornerback in 2022 and enters the 2023 season as the backup to Dez Malone at field cornerback, utilizing his COVID year.
- **2023 (^Senior):** Has been named a preseason first-team all-Mountain West selection by Lindy's Sports, and a third-team pick by both Pro Football Focus and Athlon Sports.
- **2022 (Senior):** Was named an honorable-mention all-Mountain West selection by the league's coaches and media ... Had 34 tackles on the season (26 solo), including five tackles for loss and a sack, three interceptions, a fumble recovery and two pass breakups in 13 games (five starts) ... Played in 418 snaps ... Ranked in a tie for fifth in the Mountain West in interceptions (3, T-43rd in FBS) and tied for ninth in interceptions per game (0.23) ... Had an interception in three straight games from Nov. 5-18, which was tied for the longest in FBS play in 2022. Only two Aztecs since 2007 had a longer streak - Larry Parker in 2011 and Vannie Holmes in 2007, each with four ... Started for the fifth time of his career against Arizona in the opener on Sept. 3, logging four tackles (one solo) in 50 of the team's 75 snaps ... Made three solo tackles, including a tackle for loss, in another start vs. Idaho State on Sept. 10, seeing the field for 39 of the 75 snaps ... Started again at No. 14/15 Utah and came up with three tackles (two solo), while adding a pass breakup, in 36 snaps ... Came off the bench for the first time

of the season against Toledo on Sept. 24, where he made one solo tackle in 30 snaps ... Did not record a stat in 16 snaps at Boise State on Sept. 30 ... Registered three solo tackles, including a 4-yard tackle for loss, and a pass breakup in just 17 defensive snaps off the bench vs. Hawai'i on Oct. 8 ... Had two solo stops in 19 snaps in a reserve role at Nevada on Oct. 22 ... Registered three tackles (one solo), including 0.5 tackles for loss, in 35 defensive snaps at Fresno State on Oct. 29 ... Was named the Thorpe Player of the Week (national award) and Mountain West Defensive Player of the Week for his play against UNLV on Nov. 5, when he had four tackles, a sack, two tackles for loss, an interception and a fumble recovery ... Ended up setting career highs in tackles for loss and had his first sack, while picking up his first interception and fumble recovery of the season ... He first recovered a fumble in the second quarter after UNLV reached SDSU territory and later picked off a Doug Brumfield pass in the end zone on the second play of the fourth quarter ... Also was chosen as the team's defensive player of the game ... Had a solo tackle and an interception in 22 defensive snaps off the bench vs. San José State on Nov. 12 ... Had two solo tackles and an interception in 20 snaps off the bench at New Mexico on Nov. 18 ... Recorded an interception for the third straight game, tied for the longest streak in the country in 2022 ... He now has three interceptions this season and five for his career ...

It was his second straight game with an interception and fourth pick of his career ... Started vs. Air Force on Nov. 26, making three tackles (two solo) with 0.5 tackles for loss across 50 snaps ... Logged five solo tackles, tying a career high, in a start against Middle Tennessee in the Easy-Post Hawai'i Bowl on Dec. 24 in 51 snaps.

- **2021 (Junior):** Had 20 tackles (14 solo), including two tackles for loss, two interceptions, a 14-yard fumble recovery, a forced fumble and five pass breakups, in nine games with four starts ... Missed the first four games with an injury suffered in the beginning of fall camp ... Made his season debut in the team's fifth game of the season against New Mexico on Oct. 9 ... Came up with a career-high five tackles (all solo), including a 6-yard tackle for loss, and a fumble recovery returned for 14 yards ... The tackle for loss and fumble recovery were each the first of his career ... Ended up playing 27 snaps on defense, earning a Pro Football Focus grade of 83.7, the team's second highest in the game (Michael Shawcroft, 87.1) ... Did not record a stat in 16 snaps off the bench at San José State on Oct. 15 ... Earned his first career start at Air Force and came up with his first career interception on the opening drive ... The pick led to a Matt Araiza field goal ... Also had three tackles and his first career forced fumble ... For his efforts was named one of the defensive players of the game ... Came up with five tackles (four solo) in his second straight against Fresno State on Oct. 30 across 54 snaps ... Came off the bench to play 18 statless snaps at Hawai'i on Nov. 6 ... Did not play against Nevada on Nov. 13 after suffering an injury in warm-ups ... Had an assisted tackle and a pass breakup in 24 snaps off the bench at UNLV on Nov. 19 ... Had a solid game in a start against Boise State on Nov. 26 in 64 snaps, logging a solo tackle (4-yard tackle for loss), an interception and two pass breakups ... It was his second interception of the season (and his career), while the two pass breakups were a career high ... The pick was BS's last offensive play of the game ... Had three tackles (two solo) with a pass breakup in another start against Utah State in the Mountain West Championship on Dec. 4, playing 73 of the 74 snaps ... Had two assisted tackles in 59 snaps off the bench vs. No. 24/25 UTSA on Dec. 21 in the Tropical Smoothie Frisco Bowl.

- **2020 (Sophomore):** Played in eight games off the bench ... Had seven tackles (five solo) ... Made his Division I debut against UNLV on Oct. 24, recording three tackles (one solo) off the bench ... Did not record a stat in late snaps at Utah State on Oct. 31, or on special teams against San José State on Nov. 6 and vs. Hawai'i on Nov. 14 ... Also didn't find the stat sheet in a few defensive snaps at Nevada on Nov. 21 and some special teams work ... Made a pair of solo tackles off the bench at Colorado on Nov. 28 ... Had two solo stops again in reserve time vs. Colorado State on Dec. 5 ... Did not record a stat in time on special teams at No. 14/16 Brigham Young.

- **At Long Beach City College (2019):** Spent one season at Long Beach City College and will have three years left at San Diego State ... Was first-team all-league selection in his lone season in 2019, leading the Vikings to a 7-3 record and 20-16 win over Southwestern in the 2019 Southern California Bowl ... Had 50 tackles (34 solo), 5.5 tackles for loss, three sacks, six interceptions, nine pass breakups, two forced fumbles and a fumble recovery ... His six interceptions were tied for the fourth most in the Southern California Football Association and the sixth most in California Community College Athletic Association.

- **High School:** Finished his high school career at Salesian High School, the same school as former Aztec and two-time all-MW first-team selection Kyahva Tezino ... Prepped at Redondo Union High School prior to Salesian HS ... Was a two-star recruit by both Rivals and 247sports ... Received a scout grade of 79 by 247sports.

- **Personal:** Dallas William Branch was born Oct. 11, 1999 in Redondo Beach, Calif. ... Son of Ahdmun Branch and Alea Reggans ... Chose San Diego State over Arkansas State, Brigham Young, Hawai'i, UNLV and UTEP ... Is majoring in accounting.

Branch's Career Statistics

Season	GP	GS	UA	A	TT	TFL	Sk	Int.	PBU	FF	FR
2020	8	0	5	2	7	0.0	0.0	0	0	0	0
2021	9	4	14	6	20	2.0	0.0	2	5	1	1
2022	13	5	26	8	34	5.0	1.0	3	2	0	1
Career	30	9	45	16	61	7.0	1.0	5	7	1	2

Career Highs: Tackles: 5 vs. Middle Tennessee (12/24/22), vs. Fresno State (10/30/21), vs. New Mexico (10/9/21); Tackles For Loss: 2.0 vs. UNLV (11/5/22); Sacks: 1 vs. UNLV (11/5/22); Interceptions: 1, five times; Pass Breakups: 2 vs. Boise State (11/26/21); Forced Fumbles: 1 at Air Force (10/23/21); Fumble Recoveries: 1 vs. UNLV (11/5/22), vs. New Mexico (10/9/21).

Branch's Career Game-by-Game

Date	Opponent	GP	GS	UA	A	TT	TFL	Sk.	Int.	PBU	FF	FR
0.24.20	UNLV*	1	0	1	2	3	0.0	0.0	0	0	0	0
0.31.20	at Utah State*	1	0	0	0	0	0.0	0.0	0	0	0	0
N.6.20	San José State*	1	0	0	0	0	0.0	0.0	0	0	0	0
N.14.20	Hawai'i*	1	0	0	0	0	0.0	0.0	0	0	0	0
N.21.20	at Nevada*	1	0	0	0	0	0.0	0.0	0	0	0	0
N.28.20	at Colorado	1	0	2	0	2	0.0	0.0	0	0	0	0
D.5.20	Colorado State*	1	0	2	0	2	0.0	0.0	0	0	0	0
D.12.20	at No. 14/16 Brigham Young	1	0	0	0	0	0.0	0.0	0	0	0	0
S.4.21	New Mexico State	--- Did Not Play - Injured ---										
S.11.21	at Arizona	--- Did Not Play - Injured ---										
S.18.21	Utah	--- Did Not Play - Injured ---										
S.25.21	Towson	--- Did Not Play - Injured ---										
0.9.21	New Mexico*	1	0	5	0	5	1.0	0.0	0	1	0	1
0.15.21	at San José State*	1	0	0	0	0	0.0	0.0	0	0	0	0
0.23.21	at Air Force*	1	1	2	1	3	0.0	0.0	1	0	1	0
0.30.21	Fresno State*	1	1	4	1	5	0.0	0.0	0	0	0	0
N.6.21	at Hawai'i*	1	0	0	0	0	0.0	0.0	0	0	0	0
N.13.21	Nevada*	--- Did Not Play - Injured ---										
N.19.21	at UNLV*	1	0	0	1	1	0.0	0.0	0	1	0	0
N.26.21	Boise State*	1	1	1	0	1	1.0	0.0	1	2	0	0
D.4.21	Utah State!	1	1	2	1	3	0.0	0.0	0	1	0	0
D.21.21	vs. No. 24/25 UTSA%	1	1	0	2	2	0.0	0.0	0	0	0	0
S.3.22	Arizona	1	1	1	3	4	0.0	0.0	0	0	0	0
S.10.22	Idaho State	1	1	3	0	3	1.0	0.0	0	0	0	0
S.17.22	at No. 14/15 Utah	1	1	2	1	3	0.0	0.0	0	1	0	0
S.24.22	Toledo	1	0	1	0	1	0.0	0.0	0	0	0	0
S.30.22	at Boise State*	1	0	0	0	0	0.0	0.0	0	0	0	0
0.8.22	Hawai'i*	1	0	3	0	3	1.0	0.0	0	1	0	0
0.22.22	at Nevada*	1	0	2	0	2	0.0	0.0	0	0	0	0
0.29.22	at Fresno State*	1	0	1	2	3	0.5	0.0	0	0	0	0
N.5.22	UNLV*	1	0	3	1	4	2.0	1.0	1	0	0	1
N.12.22	San José State*	1	0	1	0	1	0.0	0.0	1	0	0	0
N.18.22	at New Mexico*	1	0	2	0	2	0.0	0.0	1	0	0	0
N.26.22	Air Force*	1	1	2	1	3	0.5	0.0	0	0	0	0
D.24.22	vs. Middle Tennessee^	1	1	5	0	5	0.0	0.0	0	0	0	0

*Bold indicates season high. * - Mountain West game. ! - 2021 Mountain West Championship (Dignity Health Sports Park; Carson, Calif.). % - 2021 Tropical Smoothie Frisco Bowl (Toyota Stadium; Frisco, Texas). ^ - 2022 EasyPost Hawai'i Bowl (Clarence T.C. Ching Athletics Complex; Honolulu, Hawaii).*

#80 BAYLIN BROOKS

Wide Receiver • TR-Freshman • 6-2 • 195 • Pasadena, Calif. • Pasadena HS

- **At San Diego State:** Has impressed the coaching staff despite missing some time in fall camp with an injury ... Enters the opener as the backup 'X' receiver.
- **High School:** Starred at Pasadena High School in Pasadena, California ... Helped the Bulldogs to a 9-2 record during the 2022 campaign ... Earned offensive league MVP honors for his stand-out performance as a senior ... According to MaxPreps, as a senior he totaled 1,283 all-purpose yards, including 903 receiving yards, 194 return yards and 141 rushing yards ... Totaled 13 touchdowns during his senior campaign, including 11 touchdown catches, one rushing and an-

other passing touchdown ... Averaged 90.3 receiving yards per game and a whopping 10.8 yards per carry rushing the ball ... Had six games with at least 100 receiving yards, including a season-high 128 yards on five catches and three touchdowns in a 51-7 win over Arcadia HS ... Had three touchdown catches in the Bulldogs' 47-0 win over Muir HS, a game in which he had five catches for 118 yards ... As a junior at Loyola High School in Los Angeles, he played in 12 games, catching 39 passes for 549 yards and seven touchdowns ... In the classroom, he earned honor roll status while also playing baseball throughout high school ... Ranked by 247sports as a three-star recruit with a scout grade of 86 ... Also ranked by ESPN as a three-star recruit with a scout grade of 76, and earned two stars from Rivals.

- **Personal:** Picked the Aztecs over offers from Arizona, Nevada, Portland State and San Jose State.

#13 JACK BROWNING

K/P • ^Senior • 5-11 • 190 • Lakeside, Calif. • Grossmont College

- **At San Diego State:** Took over for the 2021 Ray Guy Award winner Matt Araiza by handling all three kicking duties - PAT/field goal, kickoff and punting - in 2022 ... Has a cannon of a leg ... Continues to work on his accuracy and consistency ... Was awarded a scholarship after practice on Sept. 25, 2022.
- **2023 (^Senior):** Was chosen as a team captain as voted on by his teammates ... Has been named to both the Ray Guy Award Watch List (best punter) and the Lou Groza Award (top kicker), the only player in the country on both watch lists ... Has been named a preseason first-team All-American by Sports Info Solutions ... Has been named the Mountain West Preseason Special Teams Player of the Year ... Browning is the second straight Aztec to be named the pre-season special teams player of the year (Jordan Byrd) and the fourth overall (also Rashaad Penny in 2016 and 2017) ... Has been named a preseason first-team all-Mountain West selection at punter by the league media, Pro Football Focus, Phil Steele Magazine, Athlon Sports, Lindy's Sports and Sports Info Solutions and a second-team pick at kicker by Pro Football Focus, Phil Steele Magazine and Athlon Sports ... Is just the second Aztec punter to garner pre-season all-MW accolades by the league's media, joining Brian Stahovich (2010 and 2011) ... Is listed as the No. 4 punter in FBS by Lindy's Sports and the No. 8 NFL talent in the MW by the magazine ... Phil Steele Magazine lists him as the sixth draft-eligible punter and kicker.
- **2022 (Senior):** Was named a second-team Pro Football Focus All-American and an honorable-mention College Football Network All-American, both at punter ... Was named the Mountain West Special Teams Player of the Year by the league's head coaches and media ... Became SDSU's second straight punter to win the award and SDSU's fifth winner over the last eight seasons (since 2015) ... Also was chosen as a first-team punter ... Also was named the MW Punter of the Year by College Football Network ... Also earned first-team all-MW accolades at punter by Pro Football Focus, Phil Steele Magazine and College Football Network, and as a kickoff specialist by College Football Network, and a fourth-team honoree at kicker by Phil Steele Magazine ... Was chosen as SDSU's most valuable special teams player ... Was named the "Key player to the 2022 season" by Athlon Sports ... Made 20 of 25 field goal attempts (80.0 pct.) with a long of 52 yards and all 30 PATs ... Made the first eight field goals of his career ... Also punted 68 times for 3,135 yards (46.1 avg.) with a long of 63 yards ... Out of his 68 punts, 28 landed inside the 20-yard line, including 14 inside the 10 and six inside the 5 ... Owned a 42.3 net punt average ... His first touchback came on his 33th attempt of the season (he had four overall in 68 punts) ... Kicked off 59 times for 3,784 yards (64.1 avg.) with 37 touchbacks ... Also had two designed rushes for 59 yards (29.5 avg.) on a pair of fake punts, the first going for 26 yards and the second for 33 yards (also fumbled a snap, which went down as a 7-yard loss) ... According to Pro Football Focus, he had the second-best punt grade (84.4) in the country ... His true kickoff average was also 67.5 yards (per PFF) ... Ranked third in SDSU single-season history in punt average (46.10), tied for third in field goals (20) and tied for seventh in field goal percentage (80.0) ... Tied for the FBS lead in PAT percentage (100.00), and was sixth in punt average (46.1, 1st in MW), tied for sixth in punts inside the 20-yard line (28, 1st in MW), eighth in kickoff average (64.14, 1st in MW) and total punt yards (3,145, 3rd in MW), 12th in net punt average (42.3, 1st in MW), tied for 12th in field goal attempts per game (1.92, T-1st in MW), tied for 14th in field goal attempts (25, T-2nd in MW), 16th in punt yards per game (241.92, 3rd in MW), tied for 16th in total punts (68, 3rd in MW) and field goals made (20, 3rd in MW), and tied for 17th in field goals per game (1.54, T-3rd in MW) and punts per game (5.25, 4th in MW) ... Also was second in the league in kickoff touchbacks (37, T-48th in FBS), third in kickoff touchback percentage (62.71, 37th in FBS), fourth in field goal percentage (80.00, T-47th in FBS), fifth in total points (90), sixth in points per game (6.92), seventh in made PATs (30) and attempted PATs (30), and tied for eighth in points responsible for (90) ... Had seven games with

multiple field goals, including three each in back-to-back games vs. Hawai'i (Oct. 8) and at Nevada (Oct. 22) ... Recorded his first field goals in the opener with Arizona on Sept. 3, going 2-for-2 with 44 and 23-yard field goals ... Also kicked off five times for a perfect 65.0 average with four touchbacks ... Made both of his PATs ... Had his first four punts for a 41.8 average with a long of 57 ... One of his four punts pinned the Wildcats at their own 3-yard line ... Also had a punt blocked ... Had a monster game against Idaho State on Sept. 10 ... Punted six times for a 47.5 avg. with all six inside the 20-yard line, including five inside the 10 and four inside the 5 ... Off his six punts, Idaho State averaged starting on its own 4.8-yard line ... Became just the second FBS punter with four punts inside the 5-yard line since at least 2012 (also Michael Dickson (Texas) vs. Missouri on Dec. 27, 2017) ... Additionally, Dickson was the only player since 2012 with more than five punts inside the 10 (he had six) ... For the game, Idaho State started on its own 17 ... Also made his lone field goal attempt, a 20-yarder, and all five PATs ... Kicked off seven times for a 65.7 average with six touchbacks (lone non-touchback came when he kicked from the 20 after an Aztec penalty) ... Also had a 26-yard rush on a fake punt attempt ... Was named the team's special teams player of the game ... Punted eight times for 365 yards (45.6 avg.) at No. 14/15 Utah with a long of 55 yards ... Three of his eight punts finished inside the 20-yard line ... Made his one PAT ... Kicked off once for a touchback ... Was named the Mountain West Special Teams Player of the Week for the first time of his career on Sept. 26 for his play against Toledo on Sept. 24 ... Made his only field goal attempt - a career-long 50-yarder - and was 2-for-2 in PATs ... Also punted nine times for 364 yards (40.4 avg.) (three of his punts started in Toledo territory) with a long of 56 yards ... Out of his nine punts, six landed inside the 20 (last six of the game) and three inside the 10 ... Out of his nine punts, Toledo averaged a 21.7-yard field position ... Also kicked off four times for a 64.2 average with two touchbacks ... Off his four kickoffs, Toledo averaged a 22-yard field position ... Out of his 13 overall kicks (punts and kickoffs), Toledo averaged starting on its own 21.8-yard line ... Also was named to the "Ray's 8" for the top punter for the week ... Also was named the team's special teams player of the game ... Had another busy game at Boise State on Sept. 30, making a pair of field goals (21 and 25 yards) and his lone PAT attempt ... Also punted a career-high 10 times for 485 yards with a career-high 48.5 average and a long of 55 yards ... The 48.5 average was the third highest this season for those with at least 10 punts in a game and the 24th highest since at least 1996 ... Four of his 10 punts went for at least 50 yards, two landed inside the 20 and two were fair caught ... Had one touchback, his first in his 33th punt of his career ... Also kicked off four times for 259 yards (64.8 avg.) and three touchbacks ... Was named to the "Ray's 8" for the top punter for the week ... Had a career-high three field goals, including a 26-yarder with seven seconds left to seal the 16-14 Aztec win ... Missed on attempt on the day, but is still 9-for-10 on the season in field goal attempts ... Has multiple field goals in three of the team's six games this year ... Scored 10 of the team's 16 points ... Punted five times for a 44.8 average with a long of 53 yards ... Three punts landed inside the 20-yard line, including one inside the 10 ... Also was named to the "Ray's 8" for the top punter for the week ... Also was named the team's special teams player of the game ... Had another good game at Nevada on Oct. 22 ... Was 2-for-2 on PATs and 3-for-3 on field goals, scoring a career-high 11 points ... Tied a career high with three field goals ... Also averaged 47.4 yards per punt in five attempts ... Had a long punt of 59 yards, which tied a career long, and two of at least 50 yards ... Kicked off six times with three going for touchbacks, averaging 64.0 yards per boot ... Off his 11 kicks (six kickoffs and five punts), Nevada averaged starting on its own 19.3 yard line ... Had a 55-yard punt and kicked off four times for 257 yards (64.2 avg.) with three touchbacks at Fresno State on Oct. 29 ... Also made all four PATs ... Also returned a fake punt 33 yards, which later set up an Aztec touchdown ... Now has rushed three times for his career on fake punts/field goals for 72 yards (24.0 avg.) with one touchdown ... Punted six times for 301 yards (50.2 avg.) with a career long of 61 yards against UNLV on Nov. 5 ... Set career highs with a 50.2 punt average and a 49.5 net average ... Out of his six punts, three landed inside the 20-yard line, including two inside the 10 with one on the 1, and three went for at least 50 yards ... Once again landed on the "Ray's 8" for the top punter of the week ... Made both of his PATs but missed a pair of field goals (50 and 48) ... Did not kick off for the first time of the season ... Made a pair of field goals (22 and 31 yards) and all five PATs against San José State on Nov. 12 ... Ended up tying a career high with 11 points ... Only punted twice - both in the fourth quarter - for 76 yards (38.0 avg.) with both punts coming inside Spartan territory ... The two punts finished at the 11 and the 6 with the latter leading to an Aztec safety by the defense (first since 2013) ... Returned to kickoff duties, averaging 63.0 yards on eight boots with three touchbacks ... Was named the Mountain West Special Teams Player of the Week for the second time of his career (and season) on Nov. 21 for his play at New Mexico on Nov. 18, making all six kicks (four PATs, two field goals), scoring 10 of SDSU's 34 points ... Also punted twice for a career-high 52.5 average, including a career long of 63 yards, and kicked off seven times with four touchbacks for a 64.1 average, while logging a tackle on a

kickoff ... Made one of two field goals (made 26, missed 45) for SDSU's only points against Air Force on Nov. 26 ... Punted six times for 276 yards (46.0 avg.) with a long of 57 and one inside the 20-yard line (and 10) ... Posted a net punt average of 46.0 ... Also kicked off twice for a 65.0 average with both going for touchbacks ... Had another big game vs. Middle Tennessee in the EasyPost Hawai'i Bowl on Dec. 24, tying a career high with three field goals, including a 52-yarder for a Hawai'i Bowl record and tied for the 11th longest in program history ... Recorded multiple field goals for the seventh time of the season, finishing the year with 20 field goals, tied for third in SDSU single-season history ... Punted four times for 195 yards for a 48.8 average with a long of 57 yards ... Kicked off six times for a perfect 65.0-yard average with all six going for touchbacks.

- **2021 (Junior):** Appeared in 13 of the team's 14 games in his first season at SDSU in 2021, all as the team's holder on field goals and PATs ... Kicked off one time on the season for 62 yards against Towson on Sept. 25 ... Scored on a 13-yard rush on a fake field goal at Hawai'i on Nov. 6 ... His Division I debut came against New Mexico State on Sept. 4 ... Only missed the Boise State game on Nov. 25.
- **At Grossmont College (2019-20):** Spent one season at nearby Grossmont College, where he kicked and punted for the Griffins, before the 2020 season was canceled due to COVID ... Was a second-team all-conference performer ... Was 4-for-6 (.667) in field goal attempts with a long of 38 yards, while making 14 of his 16 PATs (.875) ... Also punted 60 times for 2,291 yards (38.2 avg.) with a long of 69 yards ... Out of his 60 punts, 14 finished inside the 20 and 13 were fair caught ... Was 2-for-2 in field goal attempts and made his only PAT try at Canyons on Sept. 14 ... His best punting game came against Riverside on Oct. 19 when he averaged 45.3 yards on seven punts (317 yards) with a long of 53 ... Had a season-long 69-yard punt against Mt. San Jacinto (Sept. 21) and a 63-yarder vs. Saddleback College (Nov. 9).
- **High School:** Prepped at nearby West Hills High School in Santee, Calif., earning a pair of letters ... Was a first-team all-league academic selection by the San Diego Union Tribune ... Also competed on the track and field team for the Wolf Pack.
- **Personal:** Jack Browning was born Nov. 14, 2001, in San Diego ... Son of Matthew and Lucretia Browning ... Is majoring in social science.

Browning's Career Statistics

Kicking

Season	GP	GS	FGM	FGA	Pct.	01-19	20-29	30-39	40-49	50+	Lg.	Blk.
2021	13	0	0	0	.000	0-0	0-0	0-0	0-0	0-0	0	0
2022	13	13	20	25	.800	0-0	9-9	6-7	3-6	2-3	52	0
Career	26	13	20	25	.800	0-0	9-9	6-7	3-6	2-3	52	0

Kickoffs (Onside Kicks Not Included)

Season	GP	GS	No.	Yds.	Avg.	TB	OB
2021	13	0	1	62	62.0	0	0
2022	13	12	59	3,784	64.1	37	0
Career	26	12	60	3,846	64.1	37	0

Punting

Season	GP	GS	No.	Yds.	Avg.	Net	TB	FC	I20	50+	Lg.
2021	13	0	0	0	0.0	0.0	0	0	0	0	0
2022	13	13	68	3,135	46.1	42.3	4	18	28	21	63
Career	26	13	68	3,135	46.1	42.3	4	18	28	21	63

Career Highs: Points: 11 vs. Middle Tennessee (12/24/22), vs. San José State (11/12/22), at Nevada (10/22/22); Field Goals: 3 vs. Middle Tennessee (12/24/22), at Nevada (10/22/22), vs. Hawai'i (10/8/22); Long Field Goal: 52 vs. Middle Tennessee (12/24/22); Punts: 10 at Boise State (9/30/22); Punt Yards: 485 at Boise State (9/30/22); Punt Avg. (min. 2 attempts): 52.5 (2-for-105) at New Mexico (11/18/22); Net Punt Avg. (min. 2 attempts): 49.5 vs. UNLV (11/5/22); Punt Long: 63 at New Mexico (11/18/22); Punt Fair Catches: 3 vs. UNLV (11/5/22), vs. Toledo (9/24/22); Punts Inside 20: 6 vs. Toledo (9/24/22), vs. Idaho State (9/10/22); Kickoffs: 8 vs. San José State (11/12/22); Touchbacks (KO): 6 vs. Middle Tennessee (12/24/22), vs. Idaho State (9/10/22); Kickoff Avg. (More than 1 att.): 65.7 vs. Idaho State (9/10/22); Carries: 1 at Fresno State (10/29/22), vs. Idaho State (9/10/22), at Hawai'i (11/6/21); Rushing Yards: 33 at Fresno State (10/29/22); Rushing Touchdowns: 1 at Hawai'i (11/6/21); Long Rush: 33 at Fresno State (10/29/22).

Browning's Career Game-by-Game

Kicking

Date	Opponent	GP	GS	PATs		FGs			
				Md.	Att.	Md.	Att.	Long	Blkd.
S.3.22	Arizona	1	*	2	2	2	2	44	0
S.10.22	Idaho State	1	*	5	5	1	1	20	0
S.17.22	at No. 14/15 Utah	1	*	1	1	0	0	0	0
S.24.22	Toledo	1	*	2	2	1	1	50	0
S.30.22	at Boise State*	1	*	1	1	2	2	25	0
0.8.22	Hawai'i*	1	*	1	1	3	4	45	0
0.22.22	at Nevada*	1	*	2	2	3	3	30	0
0.29.22	at Fresno State*	1	*	4	4	0	0	0	0
N.5.22	UNLV*	1	*	2	2	0	2	0	0
N.12.22	San José State*	1	*	5	5	2	2	31	0
N.18.22	at New Mexico*	1	*	4	4	2	2	46	0
N.26.22	Air Force*	1	*	0	0	1	1	26	0
D.24.22	vs. Middle Tennessee^ 1	1	*	2	2	3	4	52	0

Punting

Date	Opponent	GP	GS	No.	Yds.	Avg.	Net	TB	FC	I20	Lg
S.3.22	Arizona	1	*	4	167	41.8	36.0	0	0	1	57
S.10.22	Idaho State	1	*	6	285	47.5	47.5	0	1	6	59
S.17.22	at No. 14/15 Utah	1	*	8	365	45.6	37.0	0	1	3	55
S.24.22	Toledo	1	*	9	364	40.4	37.8	0	3	6	56
S.30.22	at Boise State*	1	*	10	485	48.5	45.5	1	2	2	55
0.8.22	Hawai'i*	1	*	5	224	44.8	44.8	0	2	3	53
0.22.22	at Nevada*	1	*	5	237	47.4	39.4	2	1	0	59
0.29.22	at Fresno State*	1	*	1	55	55.0	55.0	0	1	0	55
N.5.22	UNLV*	1	*	6	301	50.2	49.5	0	3	3	61
N.12.22	San José State*	1	*	2	76	38.0	38.0	0	1	2	39
N.18.22	at New Mexico*	1	*	2	105	52.5	42.5	1	1	1	63
N.26.22	Air Force*	1	*	6	276	46.0	46.0	0	2	1	57
D.24.22	vs. Middle Tennessee^ 1	1	*	4	195	48.8	36.8	0	0	0	57

Kickoffs

Date	Opponent	GP	GS	No.	Yds.	Avg.	TB	OB
S.25.21	Towson	1		1	62	62.0	0	0
S.3.22	Arizona	1	*	3	325	65.0	4	0
S.10.22	Idaho State	1	*	7	460	65.7	6	0
S.17.22	at No. 14/15 Utah	1	*	1	65	65.0	1	0
S.24.22	Toledo	1	*	4	257	64.3	2	0
S.30.22	at Boise State*	1	*	4	259	64.8	3	0
0.8.22	Hawai'i*	1	*	5	304	60.8	0	0
0.22.22	at Nevada*	1	*	6	384	64.0	3	0
0.29.22	at Fresno State*	1	*	4	257	64.2	3	0
N.5.22	UNLV*	1	*	0	0	0.0	0	0
N.12.22	San José State*	1	*	8	504	63.0	3	0
N.18.22	at New Mexico*	1	*	7	449	64.1	1	0
N.26.22	Air Force*	1	*	2	130	65.0	2	0
D.24.22	vs. Middle Tennessee^ 1	1	*	6	390	65.0	6	0

*Bold indicates season high. * - Mountain West game. ^ - 2022 EasyPost Hawai'i Bowl (Clarence T.C. Ching Athletics Complex; Honolulu, Hawaii). GS - in this category indicates the player was on the field the first time San Diego State was in the field goal or kickoff formation.*

#34 ERIC BUTLER

Safety • Sophomore • 6-1 • 185 • Corona, Calif. • Centennial HS

- **At San Diego State:** Impressed the coaching staff right away with a solid fall camp as a true freshman in 2022 ... Enters his second season as the backup boundary warrior to senior Dav Vaughn Celestine.
- **2022 (True Freshman):** Played in 12 of the team's 13 games, mostly on special teams ... Played 30 defensive snaps overall ... Logged seven tackles (three solo) ... Did not play in the opener with Arizona on Sept. 3 ... Played five snaps on defense without recording a stat vs. Idaho State on Sept. 10 ... Had his first tackle (assisted) in a season-high 13 snaps at No.

14/15 Utah on Sept. 17 ... Had a special teams tackle vs. Toledo on Sept. 24 ... Played on special teams without recording a stat at Boise State (Sept. 30) and against Hawai'i (Oct. 8) ... Had a special teams tackle at Nevada on Oct. 22 ... Did not find the stat sheet on special teams at Fresno State (Oct. 29) and vs. UNLV (Nov. 5) ... Had one tackle in five snaps vs. San Jose State on Nov. 12 ... Had his first multiple tackle game with two in seven snaps at New Mexico (Nov. 18) ... Did not have a tackle on special teams vs. Air Force on Nov. 24 ... Logged one stop on special teams vs. Middle Tennessee on Dec. 24 in the EasyPost Hawai'i Bowl.

- **High School:** Prepped at Centennial High School in Corona, Calif. ... Played both sides of the ball ... Led the Huskies to the state semifinals before falling to eventual champion Mater Dei ... Centennial ended up finishing ranked third in the state, according to MaxPreps ... Team was 11-1 with an undefeated 5-0 record in league play ... Is a three-star recruit by 247sports and ESPN, and a two-star recruit by Rivals ... Owns a 247sports composite rating of 84.11 ... Received a scout grade of 85 from 247sports and 76 from ESPN.
- **Personal:** Picked San Diego State over offers from Washington, Kansas, Utah State, Fresno State, Nevada and New Mexico.

Butler's Career Statistics

Season	GP	GS	UA	A	TT	TFL	Sk	Int.	PBU	FF	FR
2022	12	0	3	4	7	0.0	0.0	0	0	0	0
Career	12	0	3	4	7	0.0	0.0	0	0	0	0

Career Highs: Tackles: 2 at New Mexico (11/18/22).

Butler's Career Game-by-Game

Date	Opponent	GP	GS	UA	A	TT	TFL	Sk.	Int.	PBU	FF	FR
S.3.22	Arizona											
--- Did Not Play ---												
S.10.22	Idaho State	1	0	0	0	0	0.0	0.0	0	0	0	0
S.17.22	at No. 14/15 Utah	1	0	0	1	1	0.0	0.0	0	0	0	0
S.24.22	Toledo	1	0	0	1	1	0.0	0.0	0	0	0	0
S.30.22	at Boise State*	1	0	0	0	0	0.0	0.0	0	0	0	0
O.8.22	Hawai'i*	1	0	0	0	0	0.0	0.0	0	0	0	0
O.22.22	at Nevada*	1	0	0	1	1	0.0	0.0	0	0	0	0
O.29.22	at Fresno State*	1	0	0	0	0	0.0	0.0	0	0	0	0
N.5.22	UNLV*	1	0	0	0	0	0.0	0.0	0	0	0	0
N.12.22	San José State*	1	0	1	0	1	0.0	0.0	0	0	0	0
N.18.22	at New Mexico*	1	0	1	1	2	0.0	0.0	0	0	0	0
N.26.22	Air Force*	1	0	0	0	0	0.0	0.0	0	0	0	0
D.24.22	vs. Middle Tennessee^	1	0	1	0	1	0.0	0.0	0	0	0	0

*Bold indicates season high. * - Mountain West game. ^ - 2022 EasyPost Hawai'i Bowl (Clarence T.C. Ching Athletics Complex; Honolulu, Hawaii).*

#31 DAVAUGHN CELESTINE (sell-es-teen)

Safety • Senior • 6-0 • 190 • Placentia, Calif. • El Dorado HS

- **At San Diego State:** Former walk-on, who earned a scholarship after the spring season (April 27) ... Has great technique ... Entered the 2022 season as the backup boundary warrior but started 11 games at field warrior ... Enters 2023 as the starting boundary warrior.
- **2022 (Junior):** Played in all 13 games on the season with 11 starts ... Had 48 tackles, including 41 solo, three pass breakups, an interception, two forced fumbles and 0.5 sacks ... Came up with a pair of solo tackles off the bench in his first career seven snaps in the opener against Arizona on Sept. 3 ... Made his first career start the following week against Idaho State (Sept. 10) and made the most of it, making a career-high nine tackles after entering the game with four tackles for his career ... Led the team in tackles for the first time of his career ... Also had his first career two pass breakups ... Ended up playing 70 of the team's 75 snaps (entered the game with the seven career snaps, all from the previous game) ... Was named the team's defensive player of the game ... Had a pair of solo tackles in a second straight start over 56 snaps at No. 14/15 Utah on Sept. 17 ... Came up with three tackles (two solo) and his first career interception in a start against Toledo on Sept. 24 ... Ended up logging 56 defensive snaps in the game ... Had five tackles (all solo) and his first career forced fumble in a start at Boise State on Sept. 30, playing all 67 defensive snaps ... Came up with another five tackles (four solo) in 30 snaps in a start against Hawai'i on Oct. 8 ... Did not record a stat in 42 snaps in a start at Nevada on Oct. 22 ... Logged four solo tackles at Fresno State on Oct. 29, playing all 75 snaps on defense ... Registered a pair of tackles (both solo) against UNLV on Nov. 5, playing all 61 snaps at safety ... Made three tackles (two solo) with a pass breakup against San José

State on Nov. 12, starting and playing all 55 snaps ... Logged five tackles (three solo), playing all 49 snaps at New Mexico on Nov. 18 ... Came off the bench against Air Force on Nov. 26 with SDSU only playing two safeties from their 3-3-5 defense, recording one solo tackle in 15 snaps ... Played all 76 snaps in a start vs. Middle Tennessee in the EasyPost Hawai'i Bowl on Dec. 24, logging seven tackles (six solo), including his first career tackles for loss (1.5) and sack (0.5), while also adding a forced fumble.

- **2021 (Sophomore):** Saw action in nine games, all on special teams ... Logged a pair of solo tackles ... Played in each of the first five games of the season, making his first career tackle-against Towson on Sept. 25 ... Did not play over the next five games (Oct. 15-Nov. 13) before playing against UNLV (Nov. 19) to end the season with appearances in four straight ... Also recorded a special teams stop vs. Boise State on Nov. 26.
- **2020 (Freshman):** Played in three games on special teams without recording a stat ... Was not on the travel squad for the first four games of the season ... Played on special teams in his first career appearance at Nevada on Nov. 21 ... Also played on special teams in the next two games at Colorado (Nov. 28) and vs. Colorado State (Dec. 5) ... Was on the travel squad, but did not play at No. 14/16 Brigham Young on Dec. 12.
- **2019 (Redshirt):** Redshirted his first year with the Aztecs.
- **High School:** Was a three-year letter winner at El Dorado High School in Placentia, Calif. ... Earned first-team all-league defensive back honors and was named the league's special teams player of the year ... According to MaxPreps, ran for 689 yards and six touchdowns as a senior, while adding 13 catches for 274 yards (21.1 avg.) and three scores ... On the defensive side of the ball as a senior, recorded 57 tackles, seven interceptions and 11 pass deflections ... Also returned 10 kicks for 371 yards (37.1 avg.) and a touchdown, and 12 punts for 422 yards (35.2 avg.) and two scores ... Picked up the Orange County Register Offensive Player of the Week accolades on Sept. 17, 2018 ... Also was named a scholar-athlete by the National Football Foundation ... Set a school record in the triple jump (39-0) and ran a leg of the school-record 4x100 relay (44.98) ... Was a four-year scholar athlete in both football and track & field.
- **Personal:** Davaughn Alton Celestine was born June 19, 2001, in Santa Ana, Calif. ... Son of Donnifer and Ivanoe Celestine ... Older brother, Donnelius, was on the track & field team at Chapman Univ. ... Is majoring in interdisciplinary studies.

Celestine's Career Statistics

Season	GP	GS	UA	A	TT	TFL	Sk	Int.	PBU	FF	FR
2020	3	0	0	0	0	0.0	0.0	0	0	0	0
2021	9	0	2	0	2	0.0	0.0	0	0	0	0
2022	13	11	41	7	48	1.5	0.5	1	3	2	0
Career	25	11	43	7	50	1.5	0.5	1	3	2	0

Career Highs: Tackles: 9 vs. Idaho State (9/10/22); Tackles For Loss: 1.5 vs. Middle Tennessee (12/24/22); Sacks: 0.5 vs. Middle Tennessee (12/24/22); Interceptions: 1 vs. Toledo (9/24/22); Pass Breakups: 2 vs. Idaho State (9/10/22); Forced Fumbles: 1 vs. Middle Tennessee (12/24/22), at Boise State (9/30/22).

Celestine's Career Game-by-Game (Game Stats + 2022 Only)

Date	Opponent	GP	GS	UA	A	TT	TFL	Sk.	Int.	PBU	FF	FR
S.25.21	Towson	1	0	1	0	1	0.0	0.0	0	0	0	0
N.26.21	Boise State*	1	0	0	1	1	0.0	0.0	0	0	0	0
S.3.22	Arizona	1	0	2	0	2	0.0	0.0	0	0	0	0
S.10.22	Idaho State	1	1	8	1	9	0.0	0.0	0	2	0	0
S.17.22	at No. 14/15 Utah	1	1	2	0	2	0.0	0.0	0	0	0	0
S.24.22	Toledo	1	1	2	1	3	0.0	0.0	1	0	0	0
S.30.22	at Boise State*	1	1	5	0	5	0.0	0.0	0	0	1	0
O.8.22	Hawai'i*	1	1	4	1	5	0.0	0.0	0	0	0	0
O.22.22	at Nevada*	1	1	0	0	0	0.0	0.0	0	0	0	0
O.29.22	at Fresno State*	1	1	4	0	4	0.0	0.0	0	0	0	0
N.5.22	UNLV*	1	1	2	0	2	0.0	0.0	0	0	0	0
N.12.22	San José State*	1	1	2	1	3	0.0	0.0	0	1	0	0
N.18.22	at New Mexico*	1	1	3	2	5	0.0	0.0	0	0	0	0
N.26.22	Air Force*	1	0	1	0	1	0.0	0.0	0	0	0	0
D.24.22	vs. Middle Tennessee^	1	1	6	1	7	1.5	0.5	0	0	1	0

** - Mountain West game. ! - 2021 Mountain West Championship (Dignity Health Sports Park; Carson, Calif.). % - 2021 Tropical Smoothie Frisco Bowl (Toyota Stadium; Frisco, Texas). ^ - 2022 EasyPost Hawai'i Bowl (Clarence T.C. Ching Athletics Complex; Honolulu, Hawaii).*

#23 KENAN CHRISTON (christian)
Running Back • Senior • 5-10 • 190 • San Diego, Calif. • USC

- **At San Diego State:** Came to the Aztecs in 2022 after spending two-plus years at USC (2019-21) ... Is extremely fast with a quick step ... Has great hands out of the backfield ... Can also be used in the return game ... Enters his senior season atop of the depth chart at running back and kick returner.
- **2023 (Senior):** Was chosen as a team captain by his teammates ... Has been named a pre-season third-team all-Mountain West selection by Phil Steele Magazine and a fourth-team pick by Athlon Sports.
- **2022 (Junior):** Played in the team's 13 games off the bench ... Rushed 71 times for 261 yards (3.7 avg.) with a touchdown and a long run of 49 yards ... Also had nine catches for 207 yards (23.0 avg.) with two touchdowns ... His 23.0-yard catch average ranked second in the country among running backs (min. 9 rec.) and eighth among all players (min. 9 rec.) ... The 23.0-yard average also is the highest by an Aztec running back since at least 1996 (min. 9 rec.) and the fourth highest regardless of position (min. 9 rec.) ... Returned three kickoffs for 36 yards (12.0 avg.) ... Played in 199 offensive snaps on the season ... Ran three times for one yard (0.3 avg.) in his first game as an Aztec against Arizona on Sept. 3 ... Also had two catches for 19 yards (9.5 avg.) ... Played in 12 offensive snaps overall ... Ran for 48 yards on eight carries (6.0 avg.) with a long run of 34 yards in 18 snaps against Idaho State on Sept. 10 ... Came off the bench to play 10 snaps at No. 14/15 Utah on Sept. 17, rushing five times for eight yards (1.6 avg.) with a long of six yards ... Carried five times for 27 yard (5.4 avg.) in 13 snaps against Toledo on Sept. 24 ... Ran twice in six snaps at Boise State on Sept. 30, running once for five yards and once for a 5-yard loss ... Ran for 14 yards on nine attempts (1.6 avg.) in 24 snaps against Hawai'i on Oct. 8 with a long run of nine yards ... Ran twice for two yards in five snaps at Nevada on Oct. 22 ... Had a breakup game in 28 snaps at Fresno State on Oct. 29, running for 34 yards on 12 carries (2.8 avg.) with a long of 10 yards, but excelling in the passing game with two catches for 75 yards and a 26-yard touchdown ... It was his first touchdown as an Aztec and first since Nov. 19, 2019 at Arizona State while playing for USC ... The touchdown put the Aztecs on top, 14-3, in the second quarter ... Ran seven times for 11 yards (1.6 avg.) with a long of seven yards in 26 snaps against UNLV on Nov. 5 ... Also added a 5-yard catch ... Ran for 28 yards on five attempts (5.6 avg.) with a long of 18 yards in 11 offensive snaps vs. San José State on Nov. 12 ... Also returned a pooched kickoff 13 yards ... Had a breakout game at New Mexico on Nov. 18, rushing for a season-high 102 yards on 10 carries (10.2 avg.) with a touchdown in just 21 offensive snaps ... It was his second career 100-yard rushing game and first since rushing for 103 in his first college game at USC against Arizona on Oct. 19, 2019 ... Became the first Aztec since Rashaad Penny against Army West Point on Dec. 23, 2017 and just the third Aztec overall since 2000 (has now happened eight times overall) to average at least 10 yards per carry on at least 10 attempts ... Scored his first rushing touchdown since the same Arizona game on Oct. 19, 2019 ... Now has three career rushing touchdowns (one this season) and seven overall scores (two this season) ... Ran twice for negative-14 yards (-7.0 avg.) in eight offensive snaps vs. Air Force on Nov. 26 ... Had a good game in just seven snaps vs. Middle Tennessee in the EasyPost Hawai'i Bowl on Dec. 24, catching two passes for 111 yards (55.5 avg.) with a 73-yard touchdown ... Recorded his first career 100-yard receiving game (91st different Aztec in program history) ... Had his second receiving touchdown of the season and fifth of his career ... It was his third overall touchdown of the season and eighth of his career ... Also carried the ball once for no gain.
- **At USC (2019-21):** Rushed for 443 yards and two touchdowns on 78 carries (5.5 avg.) in two seasons with USC, and added 13 catches for 126 yards (11.5 avg.) and another three scores ... Saw more action as the 2019 season wore on as a true freshman, rushing for 373 yards and two touchdowns on 68 attempts (5.5 avg.), and adding 11 receptions for 126 yards (11.5 avg.) and three touchdowns ... Made his collegiate debut against Arizona on Oct. 19, 2019 and ran for 103 yards and two touchdowns on just eight carries off the bench ... Followed his debut with 76 yards and a receiving touchdown at Colorado (Oct. 25), 79 against No. 8 Oregon (Nov. 2) and 62 along with 82 receiving yards and two touchdowns at Arizona State (Nov. 9) ... Was named the Pac-12 Freshman of the Week for his play at ASU as his 82 receiving yards were the most by a USC freshman running back since Reggie Bush in 2003. ... Then played in five games in the COVID-shortened 2020 campaign, rushing for 70 yards on 10 carries (7.0 avg.) and adding two catches ... Also was a sprinter on USC's track and field team, running indoor bests of 6.84 seconds in the 60 meters and 21.55 in the 200 ... Also clocked a 10.39 in the 100 in his only outdoor meet and ran a leg of a 39.81 4x100-meter relay before the season was canceled because of COVID.
- **High School:** Prepped a nearby Madison High School in San Diego where he made 2018 Prep-Star All-Western Region, Tacoma News Tribune Western 100, Cal-Hi Sports All-State second team and All-CIF San Diego third team as senior running back and cornerback ... According to Max-

Preps, Christon ran for 3,042 yards and 36 touchdowns over his high school career on 338 attempts (9.0 avg.) ... Also added 18 receptions for 258 yards (14.3 avg.) and three touchdowns, and was used in the return game ... A four-star recruit by ESPN out of high school and three-star recruit by both 247sports and Rivals.

- **Personal:** Chose USC over offers from San Diego State, Alabama, Notre Dame, Arizona, California, Colorado, Oregon State, Stanford, UCLA, Utah, Washington State, Nebraska, TCU, Northwestern, Boston College, Vanderbilt, Colorado State and Fresno State.

Christon's Career Statistics

^ at USC

Season	GP	GS	Att.	Yds.	Rushing				Receiving				
					TD	Lg.	Avg.	100+	No.	Yds.	Avg.	TD	Lg.
^2019	7	3	68	373	2	55	5.5	1	11	126	11.5	3	58
^2020	5	0	10	70	0	47	7.0	0	2	0	0.0	0	3
^2021	1	0	0	0	0	0	0.0	0	0	0	0.0	0	0
2022	13	0	71	261	1	49	3.7	1	9	207	23.0	2	73
Career	26	3	148	704	3	55	4.8	2	22	333	15.1	5	73

Career Highs: Carries: 20 at Arizona State (11/9/19); Rushing Yards: 103 vs. Arizona (10/19/19); Rushing Touchdowns: 2 vs. Arizona (10/19/19); Long Rush: 55 vs. Arizona (10/19/19); Receptions: 4 at Arizona State (11/9/19); Receiving Yards: 111 vs. Middle Tennessee (12/24/22); Receiving Touchdowns: 2 at Arizona State (11/9/19); Long Reception: 73 vs. Middle Tennessee (12/24/22); Kick Returns: 1, four times; Kick Return Yards: 21 vs. Idaho State (9/10/22); Long Kick Return: 21 vs. Idaho State (9/10/22); All-Purpose Yards: 144 at Arizona State (11/9/19); Total Touchdowns: 2 at Arizona State (11/9/19).

Christon's Career Game-by-Game (Games Played Only)

Date	Opponent	GP	GS	Rushing				Receiving			
				Att.	Yds.	Avg.	TD	No.	Yds.	TD	
0.19.19	ArizonaS	1	0	8	103	12.88	2	0	0	0	0
0.25.19	at ColoradoS	1	0	14	76	5.43	0	2	1	1	1
N.2.19	vs. No. 7 OregonS	1	0	15	79	5.27	0	1	5	0	0
N.9.19	at Arizona StateS	1	1	20	62	3.10	0	4	82	2	2
N.16.19	at CaliforniaS	1	1	9	44	4.89	0	1	11	0	0
N.23.19	UCLAS	1	1	2	9	4.50	0	1	14	0	0
D.27.19	vs. No. 19 Iowa&	1	0	0	0	0.00	0	2	13	0	0
N.14.20	at ArizonaS	1	0	1	4	4.00	0	1	-3	0	0
N.21.20	at UtahS	1	0	5	55	11.00	0	0	0	0	0
D.6.20	Washington StateS	1	0	3	11	3.67	0	1	3	0	0
D.12.20	at UCLA	1	0	0	0	0.00	0	0	0	0	0
S.4.21	San José State	1	0	0	0	0.00	0	0	0	0	0
S.3.22	Arizona	1	0	3	1	0.33	0	2	19	0	0
S.10.22	Idaho State	1	0	8	48	6.00	0	0	0	0	0
S.17.22	at No. 14/15 Utah	1	0	5	8	1.60	0	0	0	0	0
S.24.22	Toledo	1	0	5	27	5.40	0	2	-3	0	0
S.30.22	at Boise State*	1	0	2	0	0.00	0	0	0	0	0
0.8.22	Hawai'i*	1	0	9	14	1.56	0	0	0	0	0
0.22.22	at Nevada*	1	0	2	2	1.00	0	0	0	0	0
0.29.22	at Fresno State*	1	0	12	34	2.83	0	2	75	1	1
N.5.22	UNLV*	1	0	7	11	1.57	0	1	5	0	0
N.12.22	San José State*	1	0	5	28	5.60	0	0	0	0	0
N.18.22	at New Mexico*	1	0	10	102	10.20	1	0	0	0	0
N.26.22	Air Force*	1	0	2	-14	-7.0	0	0	0	0	0
D.24.22	vs. Middle Tennessee^	1	0	1	0	0.0	0	2	111	1	1

Bold indicates season high. S - Pac-12 game. * - Mountain West game. & - 2019 Holiday Bowl (SDCCU Stadium; San Diego, Calif.). ^ - 2022 EasyPost Hawai'i Bowl (Clarence T.C. Ching Athletics Complex; Honolulu, Hawaii).

#33 JD COFFEY III

Safety • Junior • 6-0 • 190 • Kennedale, Texas • Texas

- **At San Diego State:** Joined the Aztecs for spring ball after spending two seasons at Texas ... Enters his first year at SDSU as the backup 'Aztec' (safety) in the team's 3-3-5 defense.
- **At Texas (2021-22):** Comes to The Mesa after spending the last two seasons at Big 12 power Texas ... Totaled 11 tackles over his two years in 12 appearances ... Had six tackles

(three solo) in six games as a sophomore in 2022 ... Best game was the Sept. 3 opener vs. ULM, when he logged five stops (two solo) ... Played in six games as a true freshman in 2021, making five tackles (three solo) ... Had a then career-high three tackles against West Virginia on Nov. 20

- High School:** Was an All-America and three-time all-state honoree and district MVP at Kennedale High School, the same school as former Aztec standout running back Juwan Washington ... Selected for the 2021 Under Armour All-America Game ... Named a finalist for the 2020 SI All-American team ... Finished his career with 313 tackles, 28 tackles for loss, 19 interceptions, 25 pass breakups and 10 touchdowns ... Ranked No. 123 nationally, No. 7 at safety and No. 18 in the state of Texas by Rivals ... Slotted No. 9 at his position and No. 30 in the state of Texas by ESPN ... Ranked as the No. 16 at safety and No. 35 in the state of Texas by 247Sports ... Listed No. 32 on the Austin American-Statesman's Fab 55 ... Chosen as the top safety in the area and No. 9 overall by the Dallas Morning News ... Ranked the No. 2 safety and No. 43 overall in the state by Dave Campbell's Texas Football ... Selected to the Texas MaxPreps All-State first team in 2020 ... Tabbed District MVP and first-team All-District 6-4A ... A PrepStar Top 350 All-American ... Recorded 104 tackles, 10 tackles for loss and five interceptions as a senior ... Part of defense that allowed just 11.6 points per game, including three consecutive shutouts and three other games of just seven points ... Helped Kennedale to a 10-1-1 overall record, including a 7-0 district mark and title, and an appearance in the 4A area playoffs in 2020 ... A first-team honoree on Dave Campbell's Texas Football Super Team in 2020 ... Selected first-team 4A All-State as a defensive back by the Associated Press in 2019 ... Also tabbed second-team all-state as a kick returner and third team as a defensive back by the Texas Sports Writers Association ... Named defensive MVP and first-team All-District 6-4A Division 1 ... Recorded 82 tackles, six tackles for loss, two sacks, two interceptions, one of which he returned for a touchdown, six pass breakups, and four total touchdowns as a junior ... Part of a defense that registered four consecutive shutouts ... Helped Kennedale to a 7-4 overall record, including a 6-0 district mark and title, and an appearance in the bi-district playoffs in 2019 ... Chosen honorable mention 4A All-State as a defensive back by the Texas Sports Writers Association in 2018 ... Selected first-team All-District 6-4A Division 1 as both a safety and kick returner ... Posted 39 tackles and six interceptions as a sophomore ... Received first-team 4A All-State honors as a defensive back in 2017 ... Named Defensive Newcomer of the Year in District 5-4A Division 1 ... Registered 88 tackles, six interceptions, one of which he returned for a touchdown, 11 tackles for loss and two pass breakups as a freshman
- Personal:** Chose Texas out of high school over offers from Michigan, Penn State, LSU, Notre Dame, Utah, Oregon, Washington, Oklahoma State, Ole Miss, Florida, Washington State, Baylor, Kansas State, Kansas, Minnesota, Texas Tech, Michigan State, Auburn, Virginia Tech, Missouri, Arizona State, California, Colorado, Duke, Georgia Tech, Houston, Boise State, Utah State, SMU and Tulsa.

Coffey's Career Statistics

Season	GP	GS	UA	A	TT	TFL	Sk	Int.	PBU	FF	FR	^ at Texas	
												GP	GS
2021^	6	0	3	2	5	0.0	0.0	0	0	0	0		
2022^	6	0	3	3	6	0.0	0.0	0	0	0	0		
Career	12	0	6	5	11	0.0	0.0	0	0	0	0		

Career Highs: Tackles: 5 vs. Louisiana-Monroe (9/3/22).

Coffey's Game-by-Game (Games Played Only)

Date	Opponent	GP	GS	UA	A	TT	TFL	Sk.	Int.	PBU	FF	FR
S.18.21	Rice	1	0	0	1	1	0.0	0.0	0	0	0	0
S.25.21	Texas Tech&	1	0	0	1	1	0.0	0.0	0	0	0	0
O.2.21	at TCU&	1	0	0	0	0	0.0	0.0	0	0	0	0
O.9.21	Oklahoma&	1	0	0	0	0	0.0	0.0	0	0	0	0
N.6.21	at Iowa State&	1	0	0	0	0	0.0	0.0	0	0	0	0
N.20.21	at West Virginia&	1	0	2	1	3	0.0	0.0	0	0	0	0
S.3.22	Louisiana-Monroe	1	0	2	3	5	0.0	0.0	0	0	0	0
S.17.22	UTSA	1	0	0	0	0	0.0	0.0	0	0	0	0
O.1.22	West Virginia&	1	0	0	0	0	0.0	0.0	0	0	0	0
O.8.22	at Oklahoma&	1	0	1	0	1	0.0	0.0	0	0	0	0
N.19.22	at Kansas&	1	0	0	0	0	0.0	0.0	0	0	0	0
N.25.22	Baylor&	1	0	0	0	0	0.0	0.0	0	0	0	0

*Bold indicates season high. & - Big 12 game. * - Mountain West game.*

#61 BRANDON CRENSHAW-DICKSON

Right Tackle • Senior • 6-6 • 310 • Inglewood, Calif. • Narbonne HS

- At San Diego State:** Physical offensive lineman, who continues to improve his technique ... Entered the 2021 opener as the starting right tackle having only appeared in one game and then started all 14 ... Then started all 13 games at left tackle in 2022 ... Enters the 2023 campaign as the projected co-starting right tackle.
- 2023 (Senior):** Has been named a preseason third-team all-Mountain West pick by Athlon Sports ... Has been listed as the 50th draft-eligible offensive tackle by Phil Steele Magazine.
- 2022 (Junior):** Was named a fourth-team all-Mountain West selection by Phil Steele Magazine ... Earlier was named a preseason all-Mountain West fourth-team selection by Athlon Sports ... Has started 12 of the team's 13 games at left tackle and has played in all 13 ... Started the opener at left tackle against Arizona on Sept. 3 having played the previous season at right tackle ... Also had starts against Idaho State (Sept. 10), at No. 14/15 Utah (Sept. 17), vs. Toledo (Sept. 24), at Boise State (Sept. 30) and vs. Hawai'i (Oct. 8) ... Snapped a 20-game starting streak against Nevada on Oct. 22 ... Still came off the bench to play 51 of the team's 67 offensive snaps ... Returned to the starting role at Fresno State on Oct. 29 at left tackle, playing all 63 snaps ... Also started against UNLV on Nov. 5, and again vs. San José State on Nov. 12, at New Mexico on Nov. 18, vs. Air Force on Nov. 26 and against Middle Tennessee in the EasyPost Hawai'i Bowl on Dec. 24.
- 2021 (Sophomore):** Started the team's 14 games at right tackle ... Played 932 of the team's 967 offensive snaps, the second most on the team ... According to Pro Football Focus, allowed just one sack in 403 passing chances ... Made his first career start in the opener with New Mexico State on Sept. 4, logging 54 of the 63 snaps at right tackle ... Played all 73 snaps at Arizona on Sept. 11 without allowing a pressure ... Played all 67 snaps vs. Utah on Sept. 18, where his offensive line was named the team's offensive players of the game ... Logged 66 snaps in another start against Towson on Sept. 25 ... Started and played 69 of the team's 71 offensive snaps vs. New Mexico on Oct. 9 ... Started again at San José State on Oct. 15 and played all 69 snaps ... Played all 53 offensive snaps in a start at Air Force on Oct. 23 ... Played all 75 snaps vs. Fresno State on Oct. 30 ... Played all 62 snaps at Hawai'i on Nov. 6 ... Logged all 73 snaps vs. Nevada on Nov. 13 ... Started again at UNLV on Nov. 19, where he played 54 of the team's 57 snaps ... Played 40 snaps against Boise State on Nov. 26 with just two pressures allowed (both hurries) ... Logged 61 snaps in a starting role vs. Utah State on Dec. 4 in the Mountain West Championship game ... Did not allow a quarterback pressure (sack, hit or hurry) in 34 offensive snaps ... Played all 80 snaps against No. 24/25 UTSA in the Tropical Smoothie Frisco Bowl on Dec. 21.
- 2020 (Freshman):** Played in only one game, logging snaps late in a blowout win at Utah State ... Was on the travel roster the entire season.
- 2019 (Redshirt):** Redshirted his first season at San Diego State, where he was named the SDSU Offensive Scout Player of the Year.
- High School:** Joined the Aztecs with from Narbonne High School ... Helped lead the Gauchos to a 10-4 record in 2018 ... According to MaxPreps, finished with 12 pancake blocks in 2018 ... A three-star recruit by ESPN and 247sports, and a two-star prospect by Rivals ... Received a scout grade of 81 by 247sports and 73 by ESPN.
- Personal:** Brandon Crenshaw-Dickson was born Feb. 22, 2001, in Torrance, Calif. ... Son of Monica Barrett ... Picked the Aztecs over an offer from Arizona State ... Is majoring in interdisciplinary studies.

Crenshaw-Dickson's Career Statistics

Season	GP	GS
2020	1	0
2021	14	14
2022	13	12
Career	28	26

Crenshaw-Dickson's Career Game-by-Game (Games Played Only)

Date	Opponent	GP	GS/POS
O.31.20	at Utah State*	1	
S.4.21	New Mexico State	1	RT
S.11.21	at Arizona	1	RT
S.18.21	Utah	1	RT
S.25.21	Towson	1	RT
O.9.21	New Mexico*	1	RT
O.15.21	at San Jose State*	1	RT
O.23.21	at Air Force*	1	RT

Date	Opponent	GP	GS/POS
O.30.21	Fresno State*	1	RT
N.6.21	at Hawai'i*	1	RT
N.13.21	Nevada*	1	RT
N.19.21	at UNLV*	1	RT
N.26.21	Boise State*	1	RT
D.4.21	Utah State!	1	RT
D.21.21	vs. No. 24/25 UTSA%	1	RT
S.3.22	Arizona	1	LT
S.10.22	Idaho State	1	LT
S.17.22	at No. 14/15 Utah	1	LT
S.24.22	Toledo	1	LT
S.30.22	at Boise State*	1	LT
O.8.22	Hawai'i*	1	LT
O.22.22	at Nevada*	1	LT
O.29.22	at Fresno State*	1	LT
N.5.22	UNLV*	1	LT
N.12.22	San José State*	1	LT
N.18.22	at New Mexico*	1	LT
N.26.22	Air Force*	1	LT
D.24.22	vs. Middle Tennessee^	1	LT

* - Mountain West game. ! - 2021 Mountain West Championship (Dignity Health Sports Park; Carson, Calif.). % - 2021 Tropical Smoothie Frisco Bowl (Toyota Stadium; Frisco, Texas). ^ - 2022 EasyPost Hawai'i Bowl (Clarence T.C. Ching Athletics Complex; Honolulu, Hawaii).

#9 KYLE CRUM

Quarterback • RS-Freshman • 6-3 • 205 • Norco, Calif. • Norco HS

- **At San Diego State:** Young, athletic quarterback who can throw on the run ... Joined the Aztecs for the 2022 spring season ... Entered the year third on the depth chart but took most of the backup snaps at No. 14/15 Utah on Sept. 17 ... Ended up missing most of the 2022 season with a collarbone injury but did return to practice ... Enters 2023 as the backup quarterback.
- **2022 (True Freshman):** Played in three of the team's first five games before being sidelined with an injury ... Was 5-for-17 for 53 yards and a touchdown with one interception ... Played late against Arizona on Sept. 3, the first offensive snaps of his career ... Carried once for eight yards but did not attempt a pass ... Did not play against Idaho State on Sept. 10 ... Played his first significant snaps (47) off the bench at No. 14/15 Utah on Sept. 17, going 5-for-16 for 53 yards and a touchdown with one interception ... The touchdown was an 18-yard pass to Joshua Nicholson and came with 3:56 left in the fourth quarter for SDSU's only touchdown of the game ... Did not play vs. Toledo on Sept. 24 ... Was 0-for-1 at Boise State on Sept. 30 in just nine snaps, while getting sacked three times for 28 yards before suffering an injury ... Did not dress the rest of the season because of the injury.
- **High School:** Lettered all four years at Norco High School in Norco, Calif. ... Helped the Cougars to a 21-6 record over that span, including an 8-3 record as a senior in 2021 as MaxPreps ranked NHS 13th in the state ... Was named the league MVP as a senior ... Also was the team captain ... Won the Scholar-Athlete Award ... Was voted as the top quarterback in California by sblive ... According to MaxPreps, threw for 4,185 yards and 40 touchdowns over his high school career with just nine interceptions, completing 64.6 percent of his passes (234-for-362) ... Also ran for 789 yards and 15 touchdowns on 110 carries (7.2 avg.) ... Is coming off a stellar senior season when he was 154-for-229 (67.2 pct.) for 2,599 yards and 22 touchdowns against seven interceptions ... Also ran for 448 yards and eight touchdowns ... Had a pair of 326-yard passing games as a senior ... Threw four touchdown passes in a 35-34 Norco win over Murrieta Valley on Sept. 17 ... Threw for 245 yards with three touchdowns and ran for 103 yards in the 2021 opener vs. Vista Murrieta ... Started for the Cougars basketball team each of the past two seasons ... Owns a 4.5 GPA ... A three-star recruit by 247sports and two-star pick by Rivals ... Received a scout grade of 85 by 247sports.
- **Personal:** Kyle Joseph Crum was born Dec. 5, 2003, in Fontana, Calif. ... Son of Joe and Brandi Crum ... Chose San Diego State over Fresno State ... Plans on majoring in mechanical engineering ... Hobbies include surfing, woodworking and painting ... Favorite athlete is former athlete Tim Tebow.

Crum's Career Statistics

Season	GP	Passing					Rushing					
		GS	Cmp.	Att.	Pct.	Int.	TD	Yds.	Rtg.	Att.	Yds.	TD
2022	3	0	5	17	29.4	1	1	53	45.46	11	-11	0
Career	3	0	5	17	29.4	1	1	53	45.46	11	-11	0

Career Highs: Completions: 5 at No. 14/15 Utah (9/17/22); Attempts: 16 at No. 14/15 Utah (9/17/22); Passing Yards: 53 at No. 14/15 Utah (9/17/22); Passing Touchdowns: 1 at No. 14/15 Utah (9/17/22); Long Pass: 18 at No. 14/15 Utah (9/17/22); Completion Pct. (min. 12 att.): 31.3 (5-for-16) at No. 14/15 Utah (9/17/22); Efficiency Rating (min. 12 att.): 67.20 at No. 14/15 Utah (9/17/22); Carries: 6 at No. 14/15 Utah (9/17/22); Rushing Yards: 9 at No. 14/15 Utah (9/17/22); Long Rush: 9 at No. 14/15 Utah (9/17/22).

Crum's Career Game-by-Game

Passing														
Date	Opponent	GP	GS	Cmp.	Att.	Pct.	Int.	TD	Yds.	Rtg.				
S.3.22	Arizona	1	0	0	0	0.0	0	0	0	0.00				
S.10.22	Idaho State			--- Did Not Play ---										
S.17.22	at No. 14/15 Utah	1	0	5	16	31.3	1	1	53	67.20				
S.24.22	Toledo			--- Did Not Play ---										
S.30.22	at Boise State*	1	0	0	1	0.0	0	0	0	0.00				
O.8.22	Hawai'i*			--- Did Not Play - Inj. ---										
O.22.22	at Nevada*			--- Did Not Play - Inj. ---										
O.29.22	at Fresno State*			--- Did Not Play - Inj. ---										
N.5.22	UNLV*			--- Did Not Play - Inj. ---										
N.12.22	San José State*			--- Did Not Play - Inj. ---										
N.18.22	at New Mexico*			--- Did Not Play - Inj. ---										
N.26.22	Air Force*			--- Did Not Play - Inj. ---										
D.26.22	vs. Middle Tennessee^			--- Did Not Play - Inj. ---										

*Bold indicates season high. * - Mountain West game. ^ - 2022 EasyPost Hawai'i Bowl (Clarence T.C. Ching Athletics Complex; Honolulu, Hawaii).*

#97 DARRION DALTON

Def. Tackle • Soph. • 6-3 • 275 • Apple Valley, Minn. • Saguaro HS

- **At San Diego State:** Big, athletic body who continues to work for playing time ... Enters his third season on the depth chart for the first time, projected to back up Tupu Alualu at defensive tackle.
- **2022 (Freshman):** Played in six games without recording a stat ... Logged 20 defensive snaps overall ... Played two snaps in the opener against Arizona on Sept. 3 for his first DI appearance ... Played six snaps at No. 14/15 Utah on Sept. 17 ... Played one snap vs. Toledo on Sept. 24 ... Logged three snaps at Boise State on Sept. 30 ... Played a season-high seven snaps vs. Hawai'i on Oct. 8 ... Saw action on one snap vs. Middle Tennessee on Dec. 24 in the EasyPost Hawai'i Bowl.
- **2021 (Redshirt):** Utilized his redshirt season in his first year on The Mesa.
- **High School:** Earned three letters at Saguaro High School in Scottsdale, Ariz. ... Helped the Sabercats to a 29-5 record (.853) over his three years, including a 13-0 mark in 5A play with three league titles ... SHS was 13-1 and won the state title in 2018 and followed that season up with a 11-2 record in 2019 and a state runner-up finish ... Was a first-team all-league selection ... According to MaxPreps, totaled 80 tackles, 5.5 sacks, 13 quarterback hurries, a forced fumble, fumble recovery, an interception and a pass breakup ... A three-star recruit by 247sports and ESPN, and a two-star recruit by Rivals ... Received a scout grade of 80 by 247sports and a 74 by ESPN.
- **Personal:** Darrion Deuce Dalton was born Aug. 28, 2003, in Edina, Minn. ... Son of Donny and Jennifer Daulton ... Brother, Donovan, is a senior defensive back at Hawai'i, while his father, Donny, played football at Minnesota ... Chose the Aztecs over other offers from Air Force, Army West Point, Navy, UNLV, Fordham, Idaho, Lehigh, Northern Colorado and Northern Arizona ... Also received recruiting interest from Oregon, North Carolina, Northwestern, Nevada, New Mexico, Rice, Tulane, New Mexico State, Yale and North Dakota ... Is majoring in business.

Dalton's Career Statistics

Season	GP	GS	UA	A	TT	TFL	Sk	Int.	PBU	FF	FR
2022	6	0	0	0	0	0.0	0.0	0	0	0	0
Career	6	0	0	0	0	0.0	0.0	0	0	0	0

Career Highs:

#29 CAM DAVIS

Running Back • So. • 5-8 • 180 • Dallas, Texas • South Oak Cliff HS

- **At San Diego State:** Speedster with a quick first step ... Will look for more offensive snaps this year after working behind two fifth-year seniors a year ago ... Enters the season as the starting 'T' running back and the co-starting 'F' running back ... Also plays on special teams.
- **2022 (Freshman):** Played in all 13 games off the bench ... Rushed 46 times for 151 yards (3.3 avg.) and a touchdown with a long run of 17 yards ... Also made four catches for 10 yards (2.5 avg.) with a long of six yards and returned one kickoff for 27 yards ... Came off the bench to rush eight times for a team-high 39 yards (4.9 avg.) against Arizona on Sept. 3 with a long of 17 yards ... Played 12 snaps overall ... Ran for 38 yard and a touchdown on nine carries (4.2 avg.) in 20 snaps vs. Idaho State on Sept. 10 ... The touchdown was the first of his career and were the final points in a 38-7 Aztec victory ... Also had his first career two catches for five yards with a long reception of six yards ... Ran seven times for 21 yards (3.0 avg.) in 45 snaps off the bench at No. 14/15 Utah on Sept. 17, while adding a 1-yard reception ... Made a 4-yard grab in 12 offensive snaps vs. Toledo on Sept. 24 ... Ran three times for nine yards (3.0 avg.) with a long run of four yards at Boise State on Sept. 30 across eight snaps ... Ran once for a 3-yard loss in two snaps against Hawai'i on Oct. 8 ... The rush was his first negative carry of the season after the first 27 were either positive or for no gain ... Ran for 22 yards on seven carries (3.1 avg.) across nine snaps at Nevada on Oct. 22 ... Played on special teams at Fresno State on Oct. 29, returning his first kickoff for 27 yards ... Had a 1-yard run in eight snaps vs. UNLV on Nov. 5 ... Ran six times for 14 yards (2.3 avg.) in 15 offensive snaps vs. San José State on Nov. 12 ... Registered 10 rushing yards on four carries (2.5 avg.) in just 12 snaps at New Mexico (Nov. 18) ... Played statless special teams snaps vs. Air Force on Nov. 26 and against Middle Tennessee in the EasyPost Hawai'i Bowl on Dec. 24.
- **2021 (Redshirt):** Played in two games on special teams without burning his redshirt ... Did not record a stat ... Made his collegiate debut against Nevada on Nov. 13 in the team's 10th game of the season ... Played again the following week at UNLV (Nov. 19) ... Did not play the rest of the season.
- **High School:** Earned three letters at South Oak Cliff High School in Dallas, Texas ... Helped the Golden Bears to a 29-6 (.829) record over his three seasons, including a 21-1 (.955) mark in league play with three conference titles ... Is a two-time first-team all-district pick ... According to MaxPreps, has rushed for 2,932 yards and 35 touchdowns on 272 attempts (10.8 avg.) for his career with 11 games with at least 100 yards ... Also has added 20 catches for 145 yards (7.3 avg.) with three touchdowns ... In a 9-2 season so far in 2020 (which included three forfeits because of COVID-19 issues with other teams), has rushed 82 times for 762 yards (9.3 avg.) with eight touchdowns, while adding 10 catches for 65 yards (6.5 avg.) and another score ... Ran for 1,291 yards last year for 14 touchdowns on 116 attempts (11.1 avg.) with two more receiving touchdowns as SOCHS went 9-3 ... In 2018, led the Golden Bears to a 11-1 record and perfect 7-0 mark in league play, rushing 74 times for 876 yards (11.8 avg.) and 13 touchdowns ... Has been on the honor roll at SOCHS ... Also competes on the school's track and field team, excelling in the 100, 200 and 400, and sprint relays ... A consensus three-star recruit by Rivals, 247sports and ESPN ... Received a scout grade of 83 by 247sports and 73 from ESPN.
- **Personal:** Camren Davis was born Sept. 27, 2002, in Dallas ... Son of Jenohn and Caprice Davis ... Father, Jenohn, ran track at Texas A&M ... Picked SDSU over offers from Texas Tech, Georgia Tech, UNLV, Utah State, Georgia State, Alcorn State and Illinois State ... Is majoring in kinesiology.

Davis' Career Statistics

Season	Rushing						Receiving						
	GP	GS	Att.	Yds.	TD	Lg.	Avg.	100+	No.	Yds.	Avg.	TD	Lg.
2021	2	0	0	0	0	0	0.0	0	0	0	0.0	0	0
2022	13	0	46	151	1	17	3.3	0	4	10	2.5	0	6
Career	14	0	46	151	1	17	3.3	0	4	10	2.5	0	6

Career Highs: Carries: 9 vs. Idaho State (9/10/22); Rushing Yards: 39 vs. Arizona (9/3/22); Rushing Touchdowns: 1 vs. Idaho State (9/10/22); Long Rush: 17 vs. Arizona (9/3/22); Receptions: 2 vs. Idaho State (9/10/22); Receiving Yards: 5 vs. Idaho State (9/10/22); Long Reception:

6 vs. Idaho State (9/10/22); Kick Returns: 1 at Fresno State (10/29/22); Kick Return Yards: 27 at Fresno State (10/29/22); Long Kick Return: 27 at Fresno State (10/29/22); All-Purpose Yards: 43 vs. Idaho State (9/10/22).

Davis' Career Game-by-Game (Games Played Only)

Date	Opponent	GP	GS	Rushing				Receiving			
				Att.	Yds.	Avg.	TD	No.	Yds.	TD	
N.13.21	Nevada*	1	0	0	0	0.00	0	0	0	0	0
N.19.21	at UNLV*	1	0	0	0	0.00	0	0	0	0	0
S.3.22	Arizona	1	0	8	39	4.88	0	0	0	0	0
S.10.22	Idaho State	1	0	9	38	4.22	1	2	5	0	0
S.17.22	at No. 14/15 Utah	1	0	7	21	3.00	0	1	1	0	0
S.24.22	Toledo	1	0	0	0	0.00	0	1	4	0	0
S.30.22	at Boise State*	1	0	3	9	3.00	0	0	0	0	0
0.8.22	Hawai'i*	1	0	1	-3	-3.00	0	0	0	0	0
0.22.22	at Nevada*	1	0	7	22	3.14	0	0	0	0	0
0.29.22	at Fresno State*	1	0	0	0	0.00	0	0	0	0	0
N.5.22	UNLV*	1	0	1	1	1.00	0	0	0	0	0
N.12.22	San José State*	1	0	6	14	2.33	0	0	0	0	0
N.18.22	at New Mexico*	1	0	4	10	2.50	0	0	0	0	0
N.26.22	Air Force*	1	0	0	0	0.00	0	0	0	0	0
D.24.22	vs. Middle Tennessee^	1	0	0	0	0.0	0	0	0	0	0

*Bold indicates season high. * - Mountain West game. ^ - 2022 EasyPost Hawai'i Bowl (Clarence T.C. Ching Athletics Complex; Honolulu, Hawaii).*

#45 WYATT DRAEGER

Defensive End • Senior • 6-4 • 270 • Reno, Nev. • Reno HS

- **At San Diego State:** Veteran defensive lineman, who will be counted on to play significant snaps this season ... Enters the season as a projected starting defensive end.
- **2022 (Junior):** Had two tackles in 12 games ... Played 57 snaps overall ... Tackles came against Arizona on Sept. 3 in seven snaps and Idaho State on Sept. 10 in a season-high 17 snaps ... Did not play at No. 14/15 Utah on Sept. 17 ... Also saw statless time on defense vs. Toledo on Sept. 24 (six snaps), at Boise State on Sept. 30 (10 snaps), vs. Hawai'i on Oct. 8 (two snaps), at Nevada on Oct. 15 (six snaps), at Fresno State on Oct. 22 (three snaps) and Nov. 14 at New Mexico (two snaps).
- **2021 (Sophomore):** Appeared in 13 of the team's 14 games on the season, mainly on special teams ... Had three tackles (one solo) on the year ... Played 25 defensive snaps ... Played three defensive snaps without recording a stat against New Mexico State on Sept. 4 ... Came up with an assisted tackle - his first tackle of his career - in eight snaps at Arizona on Sept. 11 ... Played on special teams vs. Utah on Sept. 18 ... Logged four statless snaps vs. Towson on Sept. 25 ... Had a solo stop in three snaps vs. New Mexico (Oct. 9) ... Saw time on special teams each of the next eight games, logging a tackle at UNLV on Nov. 19 ... Played four statless snaps on defense against Utah State in the MW Championship game on Dec. 4 ... Did not play against No. 24/25 UTSA in the Frisco Bowl on Dec. 21.
- **2020 (Freshman):** Played in five of the team's eight games on defense, but did not record a stat ... His games played came against Utah State (Oct. 31), Hawai'i (Nov. 14), at Nevada (Nov. 21), Colorado State (Dec. 5) and at No. 14/16 Brigham Young (Dec. 12).
- **2019 (Redshirt):** Redshirted his first season at SDSU.
- **High School:** Earned three letters at Reno High in Reno, Nev. ... Received all-state honorable mention accolades, playing defensive end, fullback and some tight end ... Also was a Northern 4A all-region pick on defense ... A three-star recruit by 247sports and a two-star recruit by Rivals ... Ranked as the 19th-best recruit in the state of Nevada by 247sports.
- **Personal:** Wyatt Alan Draeger was born March 25, 2001, in Reno, Nev. ... Son of Jeff and Lena Draeger ... Picked the Aztecs over offers from Fresno State, Idaho, Montana State and Southern Oregon, according to Rivals ... Is majoring in general business.

Draeger's Career Statistics

Season	GP	GS	UA	A	TT	TFL	Sk	Int.	PBU	FF	FR
2020	5	0	0	0	0	0.0	0.0	0	0	0	0
2021	13	0	1	2	3	0.0	0.0	0	0	0	0
2022	12	0	0	2	2	0.0	0.0	0	0	0	0
Career	30	0	1	4	5	0.0	0.0	0	0	0	0

Career Highs: Tackles: 1, five times.

Draeger's Game-by-Game (Stats Only)

Date	Opponent	GP	GS	UA	A	TT	TFL	Sk.	Int.	PBU	FF	FR
S.11.21	at Arizona	1	0	0	1	1	0.0	0.0	0	0	0	0
O.9.21	New Mexico*	1	0	1	0	1	0.0	0.0	0	0	0	0
N.19.21	at UNLV*	1	0	0	1	1	0.0	0.0	0	0	0	0
S.3.22	Arizona	1	0	0	1	1	0.0	0.0	0	0	0	0
S.10.22	Idaho State	1	0	0	1	1	0.0	0.0	0	0	0	0

*Bold indicates season high. * - Mountain West game.*

#6 ZYRUS FIASEU (fee-uh-say-oo)

Linebacker • Sophomore • 6-0 • 220 • Las Vegas, Nev. • Liberty HS

- **At San Diego State:** Pronounced fee-uh-say-oo ... Signed with the early 2020 signing class in December and enrolled at San Diego State for 2021 spring classes ... Athletic linebacker with a ton of potential ... Entered his second full season in 2022 third on the depth chart at middle linebacker behind sixth-year seniors Caden McDonald and Seyddrick Lakalaka, but eventually became the starter the better half of the season ... Enters 2023 as the projected starter at middle linebacker.
- **2022 (Freshman):** Played in all 13 games, starting six times ... Had 24 tackles (nine solo), 1.5 tackles for loss, 0.5 sacks and three quarterback hurries ... Played 244 defensive snaps overall ... Played statless time on special teams against Arizona on Sept. 3 ... Logged five snaps on defense vs. Idaho State on Sept. 10 without recording a stat ... Shined late at No. 14/15 Utah on Sept. 17, making four tackles (three solo) in just six defensive snaps ... Played on special teams vs. Toledo on Sept. 24 but did not record a stat ... Logged five snaps late at Boise State on Sept. 30 without making a stat ... Earned his first career start against Hawai'i on Oct. 8, where he made four tackles (one solo) and added a quarterback hurry in 38 snaps ... Started for a second straight game at Nevada on Oct. 22, making two tackles (one solo) with a quarterback hurry in 24 snaps ... Started at Fresno State (Oct. 29) and had two assisted tackles, including 0.5 sacks (and TFL), in 42 defensive snaps ... Made an assisted stop against UNLV on Nov. 5 in 37 snaps ... Had three tackles (one solo) with 0.5 tackles for loss in 29 snaps in a start vs. San José State on Nov. 12 ... Had two assisted tackles and a quarterback hurry in 21 snaps in a start at New Mexico on Nov. 18 ... Registered four tackles (three solo) off the bench against Air Force on Nov. 26, playing 19 snaps ... Came off the bench once again vs. Middle Tennessee in the EasyPost Hawai'i Bowl on Dec. 24, making two assisted tackles with 0.5 tackles for loss in 19 snaps.
- **2021 (Redshirt):** Played in two games on special teams but ended up using his redshirt season ... Did not play in the team's first four games ... Made his collegiate debut on special teams against New Mexico on Oct. 9 ... Also played the next game at San José State (Oct. 15) ... Did not play over the final eight games.
- **High School:** Earned four letters at Liberty High School in Las Vegas, Nev., the same high school as current Aztecs Ethan Dedeaux and Allan Mwata ... Helped the Patriots to a state title in 2019, finishing with a 10-5 record and 5-0 league record ... Was an all-state selection and a three-time all-league pick ... Was the team's MVP ... LHS did not play during the 2020 season (COVID-19) ... Excelled on both sides of the ball ... According to MaxPreps, on offense ran for 2,390 yards over his career and 29 touchdowns on 330 attempts (7.2 avg.) ... Also caught 19 passes for 178 yards (9.4 avg.) and two touchdowns ... Best season was as a junior in 2019 when he rushed for 1,030 yards and 17 touchdowns on 148 carries (7.0 avg.) ... The numbers are incomplete on the defensive side of the ball ... A consensus three-star recruit by Rivals, 247sports and ESPN ... Earned a scout grade of 82 by 247sports and 76 by ESPN ... Ranked as the fourth-best recruit in the state of Nevada by ESPN and the 13th best by 247sports ... Played junior varsity volleyball and freshman basketball.
- **Personal:** Zyrus Taatofa Fiasau was born Nov. 26, 2002, in Las Vegas ... Son of Tofiga and Agimoe Fiasau ... Picked San Diego State over numerous offers, including Oregon, Washington State, Nebraska, Boise State, Nevada, Hawai'i, Colorado State, Utah State and UNLV ... Is majoring in kinesiology ... Older brother, Austin, was a linebacker at UNLV through the 2022 season.

Fiasau's Career Statistics

Season	GP	GS	UA	A	TT	TFL	Sk.	Int.	PBU	FF	FR
2021	2	0	0	0	0	0.0	0.0	0	0	0	0
2022	13	6	9	15	24	1.5	0.5	0	0	0	0
Career	15	6	9	15	24	1.5	0.5	0	0	0	0

Career Highs: Tackles: 4 vs. Air Force (11/26/22), vs. Hawai'i (10/8/22), at No. 14/15 Utah (9/17/22); Tackles For Loss: 0.5 vs. Middle Tennessee (12/24/22), vs. San José State

(11/12/22), at Fresno State (10/29/22); Sacks: 0.5 at Fresno State (10/29/22).

Fiasau's Career Game-by-Game (Games Played Only)

Date	Opponent	GP	GS	UA	A	TT	TFL	Sk.	Int.	PBU	FF	FR
O.9.21	New Mexico*	1	0	0	0	0	0.0	0.0	0	0	0	0
O.15.21	at San José State*	1	0	0	0	0	0.0	0.0	0	0	0	0
S.3.22	Arizona	1	0	0	0	0	0.0	0.0	0	0	0	0
S.10.22	Idaho State	1	0	0	0	0	0.0	0.0	0	0	0	0
S.17.22	at No. 14/15 Utah	1	0	3	1	4	0.0	0.0	0	0	0	0
S.24.22	Toledo	1	0	0	0	0	0.0	0.0	0	0	0	0
S.30.22	at Boise State*	1	0	0	0	0	0.0	0.0	0	0	0	0
O.8.22	Hawai'i*	1	1	1	3	4	0.0	0.0	0	0	0	0
O.22.22	at Nevada*	1	1	1	1	2	0.0	0.0	0	0	0	0
O.29.22	at Fresno State*	1	1	0	2	2	0.5	0.5	0	0	0	0
N.5.22	UNLV*	1	1	0	1	1	0.0	0.0	0	0	0	0
N.12.22	San José State*	1	1	1	2	3	0.5	0.0	0	0	0	0
N.18.22	at New Mexico*	1	1	0	2	2	0.0	0.0	0	0	0	0
N.26.22	Air Force*	1	0	3	1	4	0.0	0.0	0	0	0	0
D.24.22	vs. Middle Tennessee^	1	0	0	2	2	0.5	0.0	0	0	0	0

* - Mountain West game. ^ - 2022 EasyPost Hawai'i Bowl (Clarence T.C. Ching Athletics Complex; Honolulu, Hawaii).

#39 GARRET FOUNTAIN

Defensive End • Senior • 6-4 • 260 • Turlock, Calif. • Turlock HS

- **At San Diego State:** Former linebacker who made the move to defensive end in the spring 2022 season ... Continues to get bigger in the weight room ... Saw action in four games in 2019 on special teams as a true freshman, before shutting down the season for a redshirt year ... Saw more playing time the next three seasons and figures to play more in 2023 with all three starters gone from the line ... Enters 2023 as a projected starting defensive end.
- **2023 (Senior):** Has been named a captain by his teammates ... Has been named a preseason second-team all-Mountain West selection by Phil Steele Magazine and a third-team pick by Athlon Sports.
- **2022 (Junior):** Was productive in a reserve role in 13 games, making 41 tackles (23 solo), including three sacks, six tackles for loss, a fumble recovery, pass breakup and three quarterback hurries ... Played in only 369 of the team's 874 defensive snaps (42.2 pct.) ... Made his debut at defensive end in the opener against Arizona on Sept. 3, making three tackles (one assisted) with a quarterback hurry in 25 snaps ... Had a career-high six tackles (two solo), including 0.5 tackles for loss, in 24 defensive snaps ... Had another productive game in just 23 snaps at No. 14/15 Utah on Sept. 17, making five tackles (four solo), including an 8-yard sack (and TFL), a pass breakup and a quarterback hurry ... Had another good game against Toledo on Sept. 24 in 48 snaps, making six tackles (four solo) with a sack and two tackles for loss for a total of seven yards ... The two tackles for loss tied a career high, while the six tackles were then a career high ... Also added a quarterback hurry ... Had a big game at Boise State on Sept. 30, playing significant time (49 snaps) after Justus Tavai went down with an injury ... Had a career-high eight tackles (three solo), including a 4-yard tackle for loss ... Did not come up with a stat for the first time of the season in 25 snaps vs. Hawai'i on Oct. 8 ... Registered a pair of tackles (one solo) in 33 snaps at Nevada on Oct. 22 ... Came up with a 10-yard sack in 23 snaps at Fresno State on Oct. 29 ... Had a pair of solo tackles and recovered a fumble in 26 snaps vs. UNLV on Nov. 5 ... It was his first fumble recovery of the season and second of his career ... Registered one solo stop in 23 defensive snaps vs. San José State on Nov. 12 ... Did not come up with a stat in 19 snaps at New Mexico on Nov. 18 ... Had five tackles (three solo) against Air Force on Nov. 26 in 21 snaps ... Came up with two tackles (one solo), including 0.5 tackles for loss, in 20 reserve snaps vs. Middle Tennessee in the EasyPost Hawai'i Bowl on Dec. 24.
- **2021 (Sophomore):** Played in the team's 14 games off the bench, logging 19 tackles (14 solo), including six tackles for loss and three sacks, a fumble recovery, pass breakup and a quarterback hurry ... Came off the bench to play 22 snaps in the opener against New Mexico State on Sept. 4, recording two solo tackles, including a 2-yard sack ... It was his first game with multiple tackles while the sack was the first of his career ... Registered two solo tackles, including a 1-yard tackle for loss, and added a quarterback hurry in 13 snaps off the bench at Arizona on Sept. 11 ... Made the most of his 10 defensive snaps against Utah on Sept. 18, recording three tackles, including two sacks (and TFL) for 14 yards, and a pass breakup ... The two sacks doubled his career total (1.0) coming into the game and are tied for the most in a

game by an Aztec this season ... Registered a pair of tackles (both solo) in 19 snaps against Towson on Sept. 25 ... Came up with an assisted tackle in 18 snaps vs. New Mexico on Oct. 9 ... Had two tackles (one solo) in just four snaps at San José State on Oct. 15 ... Came up with one tackle, which went down as a 2-yard tackle for loss, in 26 defensive snaps at Air Force on Oct. 23 ... Was unable to record a stat in 14 snaps vs. Fresno State on Oct. 30 or in 14 snaps at Hawai'i on Nov. 6 ... Logged a solo stop in 12 defensive snaps against Nevada on Nov. 13 ... Played just nine snaps at UNLV on Nov. 19 without recording a stat ... Did recover a fumble when a teammate muffed a kick on the kick return unit early in the game ... Was named one of the team's special teams players of the game ... Had three stops (one solo) in 21 snaps vs. Boise State on Nov. 26 ... Recorded a pair of tackles, including a 1-yard tackle for loss, in 14 defensive snaps off the bench against Utah State in the Mountain West Championship on Dec. 4 ... Played 21 snaps without finding the stat sheet against No. 24/25 UTSA in the Tropical Smoothie Frisco Bowl on Dec. 21.

- **2020 (Freshman):** Played in five of the team's eight games off the bench, mainly on special teams ... Had two solo tackles and a forced fumble ... Played late against UNLV on Oct. 24, making a solo tackle and forcing a fumble, which was recovered by Michael Shawcroft ... Came off the bench late to play at Utah State on Oct. 31 without recording a stat ... Did not play against San José State on Nov. 6 ... Played statless time on special teams vs. Hawai'i on Nov. 14 ... Had a solo tackle in special teams play at Nevada on Nov. 21 ... Played statless time on special teams at Colorado on Nov. 28 ... Did not play against Colorado State on Dec. 5 or the following week at No. 14/16 Brigham Young (Dec. 12).
- **2019 (Redshirt):** Played in each of the first four games - vs. Weber State, at UCLA, at New Mexico State and vs. Utah State - on special teams - without recording a stat ... Did not play the rest of the season, using his redshirt campaign ... Was chosen as the team's special teams scout player of the year.
- **High School:** Lettered at Turlock High School in Turlock, Calif. ... Led the Bulldogs to a 5-0 Central California Conference record as a senior and a league championship ... Had 46 tackles and 8.5 tackles for loss in 2018 according to MaxPreps ... Also scored a pair of touchdowns on offense ... Was a two-star recruit by 247sports ... Received a grade of 78 from 247sports ... Was also a member of the baseball team at Turlock High.
- **Personal:** Garret James Fountain was born Dec. 15, 2000, in Modesto, Calif. ... Also was considering Sacramento State and UC Davis in the recruiting process ... Son of Jerry and Karen Fountain ... Is an interdisciplinary studies major.

Fountain's Career Statistics

Season	GP	GS	UA	A	TT	TFL	Sk.	Int.	PBU	FF	FR
2019	4	0	0	0	0	0.0	0.0	0	0	0	0
2020	5	0	2	0	2	0.0	0.0	0	0	1	0
2021	14	0	14	5	19	5.0	3.0	0	1	0	1
2022	13	0	23	18	41	6.0	3.0	0	1	0	1
Career	36	0	39	23	62	11.0	6.0	0	2	1	2

Career Highs: Tackles: 8 at Boise State (9/30/22); Tackles For Loss: 2.0 vs. Toledo (9/24/22), vs. Utah (9/18/21); Sacks: 2.0 vs. Utah (9/18/21); Pass Breakups: 1 at No. 14/15 Utah (9/17/22), vs. Utah (9/18/21); Forced Fumbles: 1 vs. UNLV (10/24/20); Fumble Recoveries: 1 vs. UNLV (11/5/22), vs. Towson (9/25/21).

Fountain's Career Game-by-Game (Games Played Only)

Date	Opponent	GP	GS	UA	A	TT	TFL	Sk.	Int.	PBU	FF	FR
A.31.19	Weber State	1	0	0	0	0	0.0	0.0	0	0	0	0
S.7.19	at UCLA	1	0	0	0	0	0.0	0.0	0	0	0	0
S.14.19	at New Mexico State	1	0	0	0	0	0.0	0.0	0	0	0	0
S.21.19	Utah State*	1	0	0	0	0	0.0	0.0	0	0	0	0
O.24.20	UNLV*	1	0	1	0	1	0.0	0.0	0	0	1	0
O.31.20	at Utah State*	1	0	0	0	0	0.0	0.0	0	0	0	0
N.14.20	Hawai'i*	1	0	0	0	0	0.0	0.0	0	0	0	0
N.21.20	at Nevada*	1	0	1	0	1	0.0	0.0	0	0	0	0
N.28.20	at Colorado	1	0	0	0	0	0.0	0.0	0	0	0	0
S.4.21	New Mexico State	1	0	2	0	2	1.0	1.0	0	0	0	0
S.11.21	at Arizona	1	0	2	0	2	1.0	0.0	0	0	0	0
S.18.21	Utah	1	0	2	1	3	2.0	2.0	0	1	0	0
S.25.21	Towson	1	0	2	0	2	0.0	0.0	0	0	0	1
O.9.21	New Mexico*	1	0	0	1	1	0.0	0.0	0	0	0	0
O.15.21	at San José State*	1	0	1	1	2	0.0	0.0	0	0	0	0
O.23.21	at Air Force*	1	0	1	0	1	1.0	0.0	0	0	0	0

Date	Opponent	GP	GS	UA	A	TT	TFL	Sk.	Int.	PBU	FF	FR
O.30.21	Fresno State*	1	0	0	0	0	0.0	0.0	0	0	0	0
N.6.21	at Hawai'i*	1	0	0	0	0	0.0	0.0	0	0	0	0
N.13.21	Nevada*	1	0	1	0	1	0.0	0.0	0	0	0	0
N.19.21	at UNLV*	1	0	0	0	0	0.0	0.0	0	0	0	0
N.26.21	Boise State*	1	0	1	2	3	0.0	0.0	0	0	0	0
D.4.21	Utah State!	1	0	2	0	2	0.0	0.0	0	0	0	0
D.21.21	vs. No. 24/25 UTSA%	1	0	0	0	0	0.0	0.0	0	0	0	0
S.3.22	Arizona	1	0	1	2	3	0.0	0.0	0	0	0	0
S.10.22	Idaho State	1	0	2	4	6	0.5	0.0	0	0	0	0
S.17.22	at No. 14/15 Utah	1	0	4	1	5	1.0	1.0	0	1	0	0
S.24.22	Toledo	1	0	4	2	6	2.0	1.0	0	0	0	0
S.30.22	at Boise State*	1	0	3	5	8	1.0	0.0	0	0	0	0
O.8.22	Hawai'i*	1	0	0	0	0	0.0	0.0	0	0	0	0
O.22.22	at Nevada*	1	0	1	1	2	0.0	0.0	0	0	0	0
O.29.22	at Fresno State*	1	0	1	0	1	1.0	1.0	0	0	0	0
N.5.22	UNLV*	1	0	2	0	2	0.0	0.0	0	0	0	1
N.12.22	San José State*	1	0	1	0	1	0.0	0.0	0	0	0	0
N.18.22	at New Mexico*	1	0	0	0	0	0.0	0.0	0	0	0	0
N.26.22	Air Force*	1	0	3	2	5	0.0	0.0	0	0	0	0
D.24.22	vs. Middle Tennessee^	1	0	1	1	2	0.5	0.0	0	0	0	0

* - Mountain West game. ! - 2021 Mountain West Championship (Dignity Health Sports Park; Carson, Calif.). % - 2021 Tropical Smoothie Frisco Bowl (Toyota Stadium; Frisco, Texas). ^ - 2022 EasyPost Hawai'i Bowl (Clarence T.C. Ching Athletics Complex; Honolulu, Hawaii).

#86 CAMERON HARPOLE

Tight End • Sophomore • 6-4 • 250 • Prosper, Texas • Prosper HS

- **At San Diego State:** Young, athletic tight end who figures to play significant snaps this season ... Enters 2023 as the backup 'H' tight end and the co-backup 'Y' tight end.
- **2022 (Freshman):** Played in nine games, mostly on special teams ... Did not record a stat ... Played 31 offensive snaps ... Played two snaps against Arizona on Sept. 3 for his first official playing time ... Played on offense in each of the next three games, including seven snaps vs. Idaho State on Sept. 10, two at No. 14/15 Utah on Sept. 17 and one vs. Toledo on Sept. 24 ... Did not play either of the next two games (at Boise State or vs. Hawai'i) ... Saw action in three snaps at Nevada on Oct. 15 ... Didn't play at Fresno State or vs. UNLV ... Played three snaps vs. San Jose State on Nov. 12 and eight at New Mexico on Nov. 18 ... Saw action on special teams vs. Air Force on Nov. 26 before playing five snaps vs. Middle Tennessee on Dec. 24 in the EasyPost Hawai'i Bowl.
- **2021 (Redshirt):** Redshirted his first year with the Aztecs while working with the scout team.
- **High School:** Earned three letters at Prosper High School in Prosper, Texas ... Helped the Eagles to a 26-9 (.743) record from 2017-19 ... Prosper's best season was an 11-3 finish in 2019 where it made the state quarterfinals, which came after a 9-3 record in 2018 ... Was an all-district selection at tight end ... Is a three-time all-academic district pick ... Played baseball for three years as well, earning all-district and all-academic honors ... A three-star recruit by 247sports and ESPN, and a two-star recruit by Rivals ... Received a scout grade of 81 by 247sports and 72 by ESPN ... Ranked as the 39th-best tight end in the 2021 signing class by ESPN.
- **Personal:** Cameron Dean Harpole was born Sept. 23, 2002, in Plano, Texas ... Son of Jeremy and Michelle Harpole ... Chose San Diego State over offers from Virginia, Coastal Carolina, Air Force, Army West Point, Louisiana-Monroe, Florida International, Sam Houston State, Bucknell, Columbia, Dartmouth, Fordham, Furman, Holy Cross, Houston Baptist, Penn, Prairie View A&M, William & Mary and Yale ... Also was looked at by Iowa State and Wyoming ... Is majoring in business ... Likes to fish in his spare time.

Harpole's Career Statistics

Receiving							
Season	GP	GS	Rec.	Yds.	Avg.	Long	TD
2022	9	0	0	0	0.0	0	0
Career	9	0	0	0	0.0	0	0

Career:

#24 JOSH HUNTER

Safety • RS-Freshman • 5-9 • 180 • Temecula, Calif. • Mater Dei HS

- **At San Diego State:** Young, athletic safety with a ton of potential ... Is a great tackler ... Has good speed ... Enters his second second as the backup field warrior behind sixth-year senior captain Cedarius Barfield.
- **2022 (Redshirt):** Played in the first three games of the season with one special teams tackle before shutting down to save his redshirt ... Had a solo tackle on special teams in his first career game against Arizona on Sept. 3 ... Also played statless time vs. Idaho State (Sept. 10) and at No. 14/15 Utah (Sept. 17) ... Did not play the rest of the season.
- **High School:** Was a four-year letter winner at Mater Dei High School in Santa Ana, Calif. ... Helped the Monarchs to two CIF open championships, two state titles and three league championships ... Over his four high school years, Mater Dei was 43-2 (.956), including undefeated seasons in 2021 (12-0) and 2020 (5-0), and a 12-1 record in 2019 and 14-1 mark in 2018 ... Was twice named the Trinity League Defensive MVP ... Also was a three-time all-league pick, including twice on the first team ... According to MaxPreps, he totaled 148 tackles (115 solo) for his career along with eight interceptions, 22 pass breakups, two fumble recoveries and a blocked punt ... Also was used in the return game ... As a senior in 2021, he recorded 55 tackles (42 solo), three interceptions, three pass breakups and a fumble recovery ... Also played a year of baseball and was a member of the track & field team for two years ... Has been on the honor roll all four years at Mater Dei HS ... A consensus three-star recruit by 247sports, Rivals and ESPN ... Owns a 247sports composite rating of 85.52 ... Received an 87 scout grade by 247sports and 76 by ESPN ... Was listed as the 65th-best recruit in the state of California by 247sports.
- **Personal:** Joshua Hunter was born Oct. 18, 2002, in Corona, Calif. ... Son of Stephanie Robinson and Brian Hunter ... Father, Brian, played nine years (1991-00) in Major League Baseball ... Aunt, Lorrie Moore, played five years (2005-09) in the WNBA ... Picked San Diego State over offers from LSU, Oregon, Colorado State and UNLV, while receiving interest from Wisconsin ... Favorite athlete is Budda Baker.

Hunter's Career Statistics

Season	GP	GS	UA	A	TT	TFL	Sk	Int.	PBU	FF	FR
2022	3	0	1	0	1	0.0	0.0	0	0	0	0
Career	3	0	1	0	1	0.0	0.0	0	0	0	0

Career Highs: Tackles: 1 vs. Arizona (9/3/22).

Hunter's Career Game-by-Game (Games Played Only)

Date	Opponent	GP	GS	UA	A	TT	TFL	Sk.	Int.	PBU	FF	FR
S.3.22	Arizona	1	0	1	0	1	0.0	0.0	0	0	0	0
S.10.22	Idaho State	1	0	0	0	0	0.0	0.0	0	0	0	0
S.17.22	at No. 14/15 Utah	1	0	0	0	0	0.0	0.0	0	0	0	0

Bold indicates season high. * - Mountain West game.

#21 CHRIS JOHNSON

Cornerback • Soph. • 6-0 • 180 • Eastvale, Calif. • Eleanor Roosevelt HS

- **At San Diego State:** Young, cornerback who has impressed the coaching staff, now in his second season with the program ... Enters the year as the projected starting field cornerback despite SDSU returning four cornerbacks with at least five starts from a year ago.
- **2022 (True Freshman):** Was named the team's outstanding freshman award for the defensive side of the ball ... Played in 12 of the team's 13 games, recording six tackles (five solo) ... Played 72 defensive snaps overall ... Played on special teams without recording a stat in the opener against Arizona on Sept. 3 ... Had two solo tackles in 25 snaps vs. Idaho State on Sept. 10 ... Played six statless snaps at No. 14/15 Utah on Sept. 17 ... Had one solo tackle in 20 snaps vs. Toledo on Sept. 24 ... Made an assisted tackle in four snaps at Boise State on Sept. 30 ... Played on special teams against Hawai'i (Oct. 8) ... Did not play at Nevada on Oct. 22 ... Played again on special teams at Fresno State (Oct. 29) ... Had a tackle in four snaps vs. UNLV on Nov. 5 ... Had a stop on special teams vs. San Jose State on Nov. 12 ... Played four statless snaps at New Mexico on Nov. 18 ... Played on special teams only vs. Air Force on Nov. 24 and against Middle Tennessee on Dec. 24 in the EasyPost Hawai'i Bowl.
- **High School:** Earned three letters at Eleanor Roosevelt High School in Eastvale, Calif. ... Was a first-team all-league selection last season as a senior after earning second-team honors as a junior ... Excelled on both sides of the ball last year, totaling 62 tackles on defense (41 solo), three interceptions, 18 pass deflections and three blocked kicks ... On the offensive side caught

16 passes for 342 yards (22.0 avg.) with six touchdowns ... Also was used as a kick returner, punt returner and a punter ... Is a consensus three-star recruit by 247sports, Rivals and ESPN ... Received a scout grade of 84 by 247sports and 75 by ESPN ... Owns a 247sports composite rating of 84.31.

- **Personal:** Anthony Christopher Johnson was born Nov. 9, 2004 in Long Beach, Calif. ... Son of Anthony and Marie Johnson ... Picked San Diego State over offers from Boston College, Northwestern, Boise State, Army West Point and San Jose State ... Plans to major in business with an emphasis in finance ... Favorite athlete is Los Angeles Rams cornerback Jalen Ramsey.

Johnson's Career Statistics

Season	GP	GS	UA	A	TT	TFL	Sk	Int.	PBU	FF	FR
2022	12	0	5	1	6	0.0	0.0	0	0	0	0
Career	12	0	5	1	6	0.0	0.0	0	0	0	0

Career Highs: Tackles: 2 vs. Idaho State (9/10/22).

Johnson's Career Game-by-Game

Date	Opponent	GP	GS	UA	A	TT	TFL	Sk.	Int.	PBU	FF	FR
S.3.22	Arizona	1	0	0	0	0	0.0	0.0	0	0	0	0
S.10.22	Idaho State	1	0	2	0	2	0.0	0.0	0	0	0	0
S.17.22	at No. 14/15 Utah	1	0	0	0	0	0.0	0.0	0	0	0	0
S.24.22	Toledo	1	0	1	0	1	0.0	0.0	0	0	0	0
S.30.22	at Boise State*	1	0	0	1	1	0.0	0.0	0	0	0	0
O.8.22	Hawai'i*	1	0	0	0	0	0.0	0.0	0	0	0	0
O.22.22	at Nevada*	-	-	-	-	-	-- Did Not Play --	-	-	-	-	-
O.29.22	at Fresno State*	1	0	0	0	0	0.0	0.0	0	0	0	0
N.5.22	UNLV*	1	0	1	0	1	0.0	0.0	0	0	0	0
N.12.22	San José State*	1	0	1	0	1	0.0	0.0	0	0	0	0
N.18.22	at New Mexico*	1	0	0	0	0	0.0	0.0	0	0	0	0
N.26.22	Air Force*	1	0	0	0	0	0.0	0.0	0	0	0	0
D.24.22	vs. Middle Tennessee^	1	0	0	0	0	0.0	0.0	0	0	0	0

Bold indicates season high. * - Mountain West game. ^ - 2022 EasyPost Hawai'i Bowl (Clarence T.C. Ching Athletics Complex; Honolulu, Hawaii).

#70 CHRISTIAN JONES

Left Tackle • Soph. • 6-9 • 315 • San Luis Obispo, Calif. • San Luis Obispo HS

- **At San Diego State:** Tall, athletic offensive lineman who has dropped weight to make 315 pounds ... Is very mobile ... Enters his third season at SDSU as the projected co-starting left tackle.
- **2022 (Freshman):** Played in all 13 games, mainly on special teams (PAT/FG unit) ... First career appearance came in the opener vs. Arizona on Sept. 3 ... Played four snaps the following week against Idaho State on Sept. 10 ... Played on special teams the following nine games.
- **2021 (Redshirt):** Redshirted his first season at San Diego State.
- **High School:** A two-year letter winner at San Luis Obispo High School in San Luis Obispo, Calif. ... Led the Tigers to a 10-2 record in 2019 and a league title at 3-0 ... SLOHS's 2020 season was postponed to 2021 because of the COVID-19 pandemic ... A three-star recruit by 247sports and ESPN, and a two-star recruit by Rivals ... Received a scout grade of 81 by 247sports and 72 by ESPN.
- **Personal:** Christian Jones was born Jan. 25, 2003, in Los Angeles ... Son of Percy and Eliza Jones ... Picked SDSU over offers from San Jose State and San Diego ... Also was recruited by USC, Stanford, Arizona State, California, UCLA, Oregon State, Fresno State, Cal Poly and Princeton ... Is undecided on a major ... Plays the saxophone in his spare time.

Jones' Career Statistics

Season	GP	GS
2022	13	0
Career	13	0

Jones' Career Game-by-Game (Games Only)

Date	Opponent	GP	GS/POS
S.3.22	Arizona	1	
S.10.22	Idaho State	1	
S.17.22	at No. 14/15 Utah	1	

Date	Opponent	GP	GS/POS
S.24.22	Toledo	1	
S.30.22	at Boise State*	1	
O.8.22	Hawai'i*	1	
O.22.22	at Nevada*	1	
O.29.22	at Fresno State*	1	
N.5.22	UNLV*	1	
N.12.22	San José State*	1	
N.18.22	at New Mexico*	1	
N.26.22	Air Force*	1	
D.24.22	vs. Middle Tennessee [^]	1	

* - Mountain West game. ^ - 2022 EasyPost Hawai'i Bowl (Clarence T.C. Ching Athletics Complex; Honolulu, Hawaii).

#44 VAI KAHO (vie kaw-ho)

Linebacker • Senior • 6-1 • 230 • Reno, Nev. • Bishop Manogue HS

- **At San Diego State:** Hard-hitting linebacker who has bided his time working behind veteran linebackers ... Is excellent against the run ... Enters the 2023 season as the projected starting 'Will' linebacker.
- **2022 (Junior):** Played in 11 of the team's 13 games ... Had 10 tackles (seven solo) with one for a loss ... Played in 113 snaps on defense ... Played five snaps in the opener with Arizona on Sept. 3 but did not record a stat ... Played 14 statless snaps vs. Idaho State on Sept. 10 ... Did not play at No. 14/15 Utah on Sept. 17 or vs. Toledo on Sept. 24 ... Had a solo tackle in three snaps off the bench at Boise State on Sept. 30 ... Had another solo stop in 11 snaps against Hawai'i on Oct. 8 ... Had an assisted tackle in 18 snaps at Nevada on Oct. 22 ... Played four statless snaps at Fresno State on Oct. 29 ... Had an assisted stop vs. UNLV on Nov. 5 in four snaps ... Recorded a solo tackle in another four snaps vs. San Jose State on Nov. 12 ... Played three snaps without recording a stat at New Mexico on Nov. 18 ... Had a career-high five tackles (four solo) with a tackle for loss in a career-high 33 snaps vs. Air Force on Nov. 26 ... Played 14 snaps without recording a stat vs. Middle Tennessee in the EasyPost Hawai'i Bowl on Dec. 24.
- **2021 (Sophomore):** Played in 12 of the team's 14 games with one start ... Logged four tackles (three solo), including one tackle for loss ... Mostly played on special teams with his 59 defensive snaps coming over just three games ... Did not play in the opener with New Mexico State on Sept. 4 ... Logged special teams snaps in each of the next two games ... Had a solo tackle against Towson in 13 snaps on Sept. 25 ... Logged another tackle, which went down as a tackle for loss, vs. New Mexico in two snaps on Oct. 9 ... Played on special teams at San Jose State (Oct. 15) ... Earned his first career start at Air Force on Oct. 23, where he made a pair of tackles (one solo) in career-high 44 snaps ... Played statless time on special teams vs. Fresno State on Oct. 30 ... Did not play at Hawai'i on Nov. 6 ... Played on special teams over the final five games of the season without recording a stat.
- **2020 (True Freshman):** Played in seven games in his first season at San Diego State on special teams ... Did not record a stat ... Made the travel roster for the opener against UNLV on Oct. 24 but did not play ... Made his collegiate debut on special teams the following week at Utah State (Oct. 31) without finding the statsheet ... Then played statless ball on special teams the rest of the season.
- **High School:** Was a three-year letter winner at Bishop Manogue High School in Reno, Nev. ... Played with fellow 2020 signee Joey Wright ... Led the Miners to a pair of regional championships and a state runner-up finish in 2018 with an 11-4 record ... Bishop Manogue HS was 20-8 over his final two seasons ... Was a second-team all-state selection ... Was a first-team all-section and all-league pick ... An athlete who played linebacker, running back, wide receiver, tight end, quarterback and punter at BMHS ... According to MaxPreps, totaled 134 tackles for his final two years, including 29 tackles for loss, six sacks, three fumble recoveries, two forced fumbles, two interceptions and two pass breakups ... Also ran for 204 yards on just 21 carries (9.7 avg.) with three touchdowns and caught 15 passes for 186 yards (12.4 avg.) and three touchdowns ... Also played basketball and lacrosse ... Brother, Ale, plays linebacker at Alabama ... A consensus three-star recruit by Rivals, 247sports and ESPN ... Received a scout grade of 85 by 247sports and is listed as the sixth-best recruit in the state of Nevada ... Also listed with a scout grade of 75 by ESPN and the seventh-best recruit in Nevada.
- **Personal:** Kahomovailahi (Vai) Kaho was born July 29, 2002, in Reno, Nev. ... Son of Hopate Kaho and Lusila Tuamoheloa ... Picked San Diego State over offers from Colorado, Tennessee, Brigham Young, Nevada, New Mexico, UNLV, Utah State and Sacramento State ... Is undecided on a major.

Kaho's Career Statistics

Season	GP	GS	UA	A	TT	TFL	Sk	Int.	PBU	FF	FR
2020	7	0	0	0	0	0.0	0.0	0	0	0	0
2021	12	1	3	1	4	1.0	0.0	0	0	0	0
2022	11	0	7	3	10	1.0	0.0	0	0	0	0
Career	30	1	10	4	14	2.0	0.0	0	0	0	0

Career Highs: Tackles: 5 vs. Air Force (11/26/22); Tackles For Loss: 1.0 vs. Air Force (11/26/22), vs. New Mexico (10/9/21).

Kaho's Career Game-by-Game (Games with Stats Only)

Date	Opponent	GP	GS	UA	A	TT	TFL	Sk.	Int.	PBU	FF	FR
S.25.21	Towson	1	0	1	0	1	0.0	0.0	0	0	0	0
O.9.21	New Mexico*	1	0	1	0	1	1.0	0.0	0	0	0	0
O.23.21	at Air Force*	1	1	1	1	2	0.0	0.0	0	0	0	0
S.30.22	at Boise State*	1	0	1	0	1	0.0	0.0	0	0	0	0
O.8.22	Hawai'i*	1	0	1	0	1	0.0	0.0	0	0	0	0
O.22.22	at Nevada*	1	0	0	1	1	0.0	0.0	0	0	0	0
N.5.22	UNLV*	1	0	0	1	1	0.0	0.0	0	0	0	0
N.12.22	San José State*	1	0	1	0	1	0.0	0.0	0	0	0	0
N.26.22	Air Force*	1	0	4	1	5	1.0	0.0	0	0	0	0

*Bold indicates season high. * - Mountain West game.*

#4 DEZ MALONE

Cornerback • Junior • 6-2 • 200 • Fresno, Calif. • Edison HS

- **At San Diego State:** Athletic DB who started more games (11) than any other Aztec cornerback last year ... Made the move from safety to cornerback midway through the 2021 fall camp ... Enters the 2023 season as the starting boundary cornerback.
- **2023 (Junior):** Has been named a preseason first-team all-Mountain West selection by Sports Info Solutions, a second-team pick by Phil Steele Magazine and a third-team honoree by Athlon Sports.
- **2022 (Sophomore):** Was named an honorable-mention all-Mountain West selection by the league's head coaches and media and a third-team pick by Phil Steele Magazine ... Played in all 13 games, starting the final 11 ... Had 43 tackles (34 solo) with a tackle for loss, three interceptions and five pass breakups ... Ranked in a tie for fifth in the Mountain West in interceptions (3, T-43rd in FBS) and tied for ninth in interceptions per game (0.23) ... Played in 588 of the 874 snaps overall, the most among Aztec cornerbacks (No. 2 is 418) ... Logged his first career defensive snaps (18) against Arizona on Sept. 3, making one solo tackle ... Played more (49 snaps) against Idaho State on Sept. 10, making a career-high four tackles (three solo) with his first pass breakup ... Earned his first career start on Sept. 17 at No. 14/15 Utah, where he tied a team high with six tackles (five solo) in 47 snaps ... The six tackles were a career high ... Made a second straight start against Toledo on Sept. 24, making five tackles (four solo) with a pass breakup in 51 snaps ... Registered three tackles (all solo) and an interception in a start and 47 snaps at Boise State on Sept. 30 ... The interception, which was returned 31 yards, was the first of his career and set up an Aztec field goal to put SDSU up, 3-0 ... Had five tackles (four solo), including a tackle for loss, in 49 defensive snaps in a start against Hawai'i on Oct. 8 ... Had two solo stops in a start and 34 snaps at Nevada on Oct. 22 ... Registered three tackles (two solo) in a start at Fresno State on Oct. 29, playing 60 of the 75 snaps in the game ... Came up with his second career interception against UNLV on Nov. 5, while adding four tackles and a pass breakup ... Started and played 57 of the 61 snaps ... Had three tackles (one solo) and a career-high two pass breakups in a start and 38 snaps vs. San José State on Nov. 12 ... Finished with three tackles (two solo) in 31 snaps at New Mexico on Nov. 18 ... Came up with a pair of tackles in a start and 37 snaps vs. Air Force on Nov. 26 ... Logged two tackles (one solo) and an interception in 70 snaps in a start vs. Middle Tennessee in the EasyPost Hawai'i Bowl on Dec. 24.
- **2021 (Freshman):** Saw action in eight games on special teams, but did not record a stat ... Played in each of the first six games before not playing at Air Force on Oct. 23 ... Played again vs. Fresno State on Oct. 30 ... Did not play at Hawai'i on Nov. 6 ... Played vs. Nevada on Nov. 13 ... Did not play over the final four games.
- **2020 (Redshirt):** Played two games on special teams without recording a stat ... Did not travel for the first four games ... Made the travel squad for the first time for the game at Nevada on Nov. 21 but did not play ... Logged his first special teams snaps at Colorado on Nov. 28 ... Also played the following week against Colorado State (Dec. 5) ... Did not play in the season finale at No. 14/16 Brigham Young on Dec. 12.

- **High School:** Was a three-year letter winner at Edison High School in Fresno, Calif. ... Was a two-time first-team all-league selection ... Also a captain and team MVP ... A three-star recruit by both 247sports and ESPN, and a two-star recruit by Rivals ... Received a scout grade of 82 by 247sports and 73 by ESPN.
- **Personal:** Dezhon Malone was born March 17, 2002, in Fresno, Calif. ... Son of Desmond Malone and Jazmin Thomas ... Picked the Aztecs over offers from Oregon State, Brigham Young, Fresno State and UNLV ... Is undecided on a major.

Malone's Career Statistics

Season	GP	GS	UA	A	TT	TFL	Sk	Int.	PBU	FF	FR
2020	2	0	0	0	0	0.0	0.0	0	0	0	0
2021	8	0	0	0	0	0.0	0.0	0	0	0	0
2022	13	11	34	9	43	1.0	0.0	3	5	0	0
Career	23	11	34	9	43	1.0	0.0	3	5	0	0

Career Highs: Tackles: 6 at No. 14/15 Utah (9/17/22); Tackles For Loss: 1.0 vs. Hawai'i (10/8/22); Interceptions: 1 vs. Middle Tennessee (12/24/22), vs. UNLV (11/5/22), at Boise State (9/30/22); Pass Breakups: 2 vs. San José State (11/12/22).

Malone's Career Game-by-Game (Games Played Only)

Date	Opponent	GP	GS	UA	A	TT	TFL	Sk.	Int.	PBU	FF	FR
N.28.20	at Colorado	1	0	0	0	0	0.0	0.0	0	0	0	0
D.5.20	Colorado State	1	0	0	0	0	0.0	0.0	0	0	0	0
S.4.21	New Mexico State	1	0	0	0	0	0.0	0.0	0	0	0	0
S.11.21	at Arizona	1	0	0	0	0	0.0	0.0	0	0	0	0
S.18.21	Utah	1	0	0	0	0	0.0	0.0	0	0	0	0
S.25.21	Towson	1	0	0	0	0	0.0	0.0	0	0	0	0
0.9.21	New Mexico*	1	0	0	0	0	0.0	0.0	0	0	0	0
0.15.21	at San José State*	1	0	0	0	0	0.0	0.0	0	0	0	0
0.30.21	Fresno State*	1	0	0	0	0	0.0	0.0	0	0	0	0
N.13.21	Nevada*	1	0	1	0	1	0.0	0.0	0	0	0	0
S.3.22	Arizona	1	0	1	0	1	0.0	0.0	0	0	0	0
S.10.22	Idaho State	1	0	3	1	4	0.0	0.0	0	1	0	0
S.17.22	at No. 14/15 Utah	1	1	6	1	7	0.0	0.0	0	0	0	0
S.24.22	Toledo	1	1	4	1	5	0.0	0.0	0	1	0	0
S.30.22	at Boise State*	1	1	3	0	3	0.0	0.0	1	0	0	0
0.8.22	Hawai'i*	1	1	4	1	5	1.0	0.0	0	0	0	0
0.22.22	at Nevada*	1	1	2	0	2	0.0	0.0	0	0	0	0
0.29.22	at Fresno State*	1	1	2	1	3	0.0	0.0	0	0	0	0
N.5.22	UNLV*	1	1	4	0	4	0.0	0.0	1	1	0	0
N.12.22	San José State*	1	1	1	2	3	0.0	0.0	0	2	0	0
N.18.22	at New Mexico*	1	1	2	1	3	0.0	0.0	0	0	0	0
N.26.22	Air Force*	1	1	2	0	2	0.0	0.0	0	0	0	0
D.24.22	vs. Middle Tennessee^	1	1	1	1	2	0.5	0.0	1	0	0	0

*Bold indicates season high. * - Mountain West game. ^ - 2022 EasyPost Hawai'i Bowl (Clarence T.C. Ching Athletics Complex; Honolulu, Hawaii).*

#18 JALEN MAYDEN

Quarterback • ^Senior • 6-3 • 220 • Garland, Texas • Mississippi State

- **At San Diego State:** Joined the Aztecs in the early signing period in December 2021 after transferring from Mississippi State ... Made the move from quarterback to safety for the spring 2022 season ... Entered the year third at depth chart at the signature 'Aztec' position in the 3-3-5 defense, but moved to quarterback for the week against Hawai'i (first day back at practice was Monday, Oct. 3, 2022; Hawai'i game was Oct. 8) ... Left-handed mobile quarterback, who can throw on the run ... Is utilizing his COVID season in 2023, where he enters as the projected starting quarterback.
- **2023 (^Senior):** Has been named to the Earl Campbell Tyler Rose Award Watch List (Offensive Player with Ties to Texas) ... Has also been named a preseason third-team all-Mountain West selection by Athlon Sports.
- **2022 (Senior):** Was named a honorable-mention all-Mountain West selection at quarterback, despite playing only the final seven games at the position ... Became the first Aztec quarterback since Ryan Lindley in 2010 (second team) to earn all-MW honors ... Also was a second-team selection at the 'Flex' position by College Football Network ... Was the recipient of the team's John Simcox Memorial Trophy for the offensive player of the year, the first quarterback to win

the prestigious award since current Minnesota Vikings head coach Kevin O'Connell in 2007 ... Also was named the team's offensive player of the year (Byron H. Chase Memorial Trophy) ... Played in all 13 games on the season, the first five on defense and special teams, and the last eight as the team's quarterback ... Played 81 snaps on defense and 523 snaps on offense ... Had nine tackles (four solo) on defense ... On offense was 141-for-237 (59.5 pct.) for 2,031 yards and 12 touchdowns (also 10 interceptions), owning a 139.7 pass efficiency rating ... Also rushed for 231 yards with three touchdowns on 69 carries (3.3 avg.) ... Leads the Mountain West last year in yards per completion (14.40, 4th in FBS) and yards per attempt (8.57, 19th in FBS), and ranked second in total offense yards per play (7.39, 29th in FBS) and second in pass efficiency rating (139.70, 48th in FBS), fifth in passing yards (2,030) and passing touchdowns (12), sixth in passing yards per game (156.2) and completion percentage (59.5), and seventh in total offense per game (173.9), despite playing his first five games at safety and on special teams, and only playing eight games at quarterback ... Since he moved to quarterback for the Oct. 8, 2022 game against Hawai'i, he is ranked third in the nation in yards per completion (14.40, 1st in MW, min. 150 att.), 14th in yards per attempt (8.57, 1st in MW, min. 150 att.), 17th in passing yards per game (253.8, 1st in MW), 25th in passing yards (2,030, 2nd in MW), 43rd pass efficiency (139.7, min. 150 att., 4th in MW) and a tie for 47th in passing touchdowns (12, T-4th in MW) ... If you take away the 17 times he was sacked last year (for 101 yards), he rushed 52 times for 332 yards (6.4 avg.) with three touchdowns ... The three rushing scores are tied for the fifth most among Mountain West quarterbacks ... Played one snap against Arizona on Sept. 3, the first defensive snap of his career, and also on special teams ... Played five snaps against Idaho State, recording his first career tackle ... Came off the bench for four statless snaps at No. 14/15 Utah on Sept. 17 ... Was counted on to play 65 snaps against Toledo on Sept. 24 with starter Patrick McMorris out with an injury and backup Kyron White being ejected early for targeting ... Ended up with a career-high eight tackles (three solo) ... Logged six statless snaps at Boise State on Sept. 30 ... Threw for 322 yards and a touchdown in his first career start against Hawai'i on Oct. 8, completing 24 of 36 passes ... Threw for 322 yards, just six passing yards shy (328) of what San Diego State had for its first five games of the season ... His 322 yards were the most by an Aztec quarterback in their starting debut since current quarterbacks coach Ryan Lindley threw for 352 against Cal Poly on Aug. 30, 2008 ... The 322 yards were the most passing yards in a debut in an Aztec win since Kevin McKechnie threw for 371 against Navy on Sept. 5, 1997 ... Became the 27th different Aztec with a 300-yard passing game (127th time overall) ... Picked up the win in his first career start ... An Aztec quarterback has now won his starting debut in six of the last eight tries. SDSU quarterbacks were 1-13 in the previous 14 debuts prior to this stretch ... Made his first career start at quarterback after playing safety for 65 snaps just two weeks prior against Toledo ... Set career highs in passing yards, completions, attempts, long pass and carries ... Threw his second career touchdown pass ... Was named the team's offensive player of the game ... Earned the start at Nevada on Oct. 22, going 12-for-25 for 156 yards ... Also rushed seven times for a career-high 50 yards, including a 32-yard touchdown which put the Aztecs up, 23-7, with 5:29 left in the third quarter, the final points of the game ... Was named the team's offensive player of the game ... Threw for 291 yards and two touchdowns in a third straight start at Fresno State on Oct. 29, completing 19 of 24 passes ... Also had his first two interceptions ... Ran eight times for 43 yards (5.4 avg.) and two more scores ... Recorded his first multi-touchdown passing game and first multi-touchdown rushing game. ... Became just the second SDSU quarterback since at least 1996 with at least two passing touchdowns and two rushing touchdowns, joining Ryan Katz (Oct. 6, 2012 vs. Hawai'i) ... Became the first Aztec to account for four touchdowns in a game since quarterback Lucas Johnson had four in the 2021 Frisco Bowl ... Scored his second and third career rushing touchdowns ... Was 19-for-31 for 216 yards and a pair of touchdown passes against UNLV on Nov. 5 ... It was the second straight game with multiple touchdown passes ... Had another big game against San José State on Nov. 12 en route to being named the Mountain West Offensive Player of the Week (the first by an Aztec quarterback since Ryan Katz on Oct. 8, 2012), throwing for 268 yards and a career-high three touchdown passes (to three different receivers), rallying SDSU back from a 14-0 deficit ... Against a team that ranked in the top 30 on defense in passing (28th, 196.50), rushing (28th, 120.38), total (20th, 316.88) and pass efficiency (34th, 122.58), SDSU managed 268 passing yards, 157 rushing yards, 425 yards and a 206.14 pass efficiency rating under his quarterbacking ... The 206.14 pass efficiency rating was the highest allowed by San José State since a 245.7 mark against San Diego State on Nov. 4, 2017 ... The 14-point deficit overcome was SDSU's largest (win or loss) since also overcoming a 14-point deficit at San José State on Nov. 9, 2013, SJSU's first year in the league ... The 66-yard touchdown pass to Tyrell Shavers was a career long ... It was his third straight multiple touchdown game ... Also ran 13 times for a career-high 61 yards including 69 yards on 11 carries when taking away the two times he was sacked ... Threw for 280 yards and two touchdowns in a win at New Mexico on Nov. 18, while adding 38 rushing

yards on five carries ... It was his fourth straight multiple touchdown game, the first time an Aztec quarterback has accomplished that since Christian Chapman in 2016 (Nov. 5-26) ... Has now accounted for 11 touchdowns over the last four games (nine passing, two rushing) ... Was 16-for-31 for 188 yards, no touchdowns and two interceptions vs. Air Force on Nov. 26 ... The two interceptions came on SDSU's last two drives ... Did not throw a touchdown for the first time since Oct. 22 at Nevada (had thrown multiple touchdown passes in four straight games) ... Threw for 309 yards and two touchdowns (and three interceptions) against Middle Tennessee in the EasyPost Hawai'i Bowl on Dec. 24, going 19-for-43 ... Fell to 5-3 as the team's starting quarterback ... Had multiple touchdown passes for the fifth straight game ... Now has 12 touchdown passes on the season and 13 for his career ... Had a career-long 73-yard pass for a touchdown to Kenan Christon ... Recorded his second career 300-yard passing game ... Also rushed for 36 yards on 12 carries ... Set career highs in passing attempts (43).

- **2021 (Junior):** Has been named as "SDSU's top incoming transfer" by College Football News ... Played in one game at quarterback but was on the travel squad all season ... Made the most of his 18 offensive snaps in two drives late against Utah State in the Mountain West Championship game on Dec. 4, going 5-for-6 for 50 yards and a touchdown on his lone drive ... Also rushed for 36 yards on four attempts (9.0 avg.) with a long run of 33 yards.
- **At Mississippi State (2018-19):** Appeared in three games as a true freshman for the Bulldogs during the 2018 season, completing 1 of 2 passes for nine yards ... Also rushed seven times for 32 yards (4.6 avg.) with a long of 14 ... Did not play in 2019.
- **High School:** Prior to Mississippi State, prepped at Sachse High School in Sachse, Texas ... Led the Mustangs to the third round of the 2017 University Interscholastic League State Championships and a 12-1 record, a year after Sachse HS was 11-1 record and an appearance in the state playoffs ... Invited to ESPN's Elite 11 Camp and was a finalist for the Under Armour Quarterback of the Year as a junior ... Also was a finalist for Texas Class 6A Offensive Player of the Year as a junior ... Led the U.S. National Team to a 26-0 victory over Canada in the first-ever North American Championship following his senior season ... Earned MVP honors at the International Bowl for the U.S. U16 National Team following his junior campaign ... Racked up 9,472 yards of total offense and accounted for 114 touchdowns during his prep career ... As a senior, completed 139 of 227 passes for 2,170 yards, while throwing for 27 touchdowns and just two interceptions ... Also rushed 114 times for 784 yards and another 13 touchdowns ... As a junior, threw for 2,875 yards and 27 touchdowns, while adding 634 rushing yards with 11 scores ... As a sophomore, went 137 of 202 for 2,496 passing yards and 32 touchdowns, adding 513 yards on the ground with four touchdowns on 87 carries ... A consensus four-star recruit out of high school by Rivals, 247sports and ESPN ... Received a scout grade of 87 by 247sports and 81 by ESPN ... Was a top-20 dual-threat quarterback by all three recruiting services ... Ranked as the No. 2 dual-threat quarterback recruit from the state of Texas according to 247Sports.
- **Personal:** Jalen Ta'sean Mayden was born Feb. 9, 2000, in Garland, Texas ... Son of James Mayden and Katrina Salles ... Picked Mississippi State out of high school over offers from Ohio State, Georgia, Tennessee, Baylor, Kansas State, Minnesota, Utah, Nebraska, Virginia, North Carolina State, Oregon State, Syracuse, Illinois, UCF, USF, Houston, Louisville, Louisiana-Monroe and Illinois State ... Also was recruited by Alabama, Clemson, Oklahoma, Penn State, Texas, Texas A&M, Miami, TCU and Kansas ... Is majoring in kinesiology.

Mayden's Career Statistics ^ at Mississippi State

Season	Passing									Rushing		
	GP	GS	Cmp.	Att.	Pct.	Int.	TD	Yds.	Rtg.	Att.	Yds.	TD
2018^	3	0	1	2	50.0	0	0	9	87.80	7	32	0
2021	1	0	5	6	83.3	0	1	50	208.33	4	36	0
2022	13	8	141	237	59.5	10	12	2,030	139.71	69	231	3
Career	17	8	147	245	60.0	10	13	2,089	140.97	80	299	3

Defense

Season	GP	GS	UA	A	TT	TFL	Sk	Int.	PBU	FF	FR
2022	13	0	4	5	9	0.0	0.0	0	0	0	0
Career	17	0	4	5	9	0.0	0.0	0	0	0	0

Career Highs: Completions: 24 vs. Hawai'i (10/8/22); Attempts: 43 vs. Middle Tennessee (12/24/22); Passing Yards: 322 vs. Hawai'i (10/8/22); Passing Touchdowns: 3 vs. San José State (11/12/22); Long Pass: 73 vs. Middle Tennessee (12/24/22); Completion Pct. (min. 12 att.): 79.2 (19-for-24) at Fresno State (10/29/22); Efficiency Rating (min. 12 att.): 215.51 vs. San José State (11/12/22); Carries: 13 vs. San Jose State (11/12/22); Rushing Yards: 61 vs. San José State (11/12/22); Rushing Touchdowns: 2 at Fresno State (10/29/22); Long Rush: 33 vs. Utah State (12/4/21); Tackles: 8 vs. Toledo (9/24/22).

Mayden's Career Game-by-Game

Passing										^ at Mississippi State		
Date	Opponent	GP	GS	Cmp.	Att.	Pct.	Int.	TD	Yds.	Rtg.		
S.1.18^	Stephen F. Austin	1	0	1	2	50.0	0	0	9	87.80		
S.15.18^	Louisiana	1	0	0	0	0.0	0	0	0	0.00		
N.3.18^	Louisiana Tech	1	0	0	0	0.0	0	0	0	0.00		
D.12.21	Utah State!	1	0	5	6	83.3	0	1	50	208.33		
0.8.22	Hawai'i*	1	1	24	36	66.7	0	1	322	150.97		
0.22.22	at Nevada*	1	1	12	25	48.0	0	0	156	100.42		
0.29.22	at Fresno State*	1	1	19	24	79.2	2	2	291	191.85		
N.5.22	UNLV*	1	1	19	31	61.3	1	2	216	134.66		
N.12.22	San José State*	1	1	17	22	77.3	1	3	268	215.51		
N.18.22	at New Mexico*	1	1	15	25	60.0	1	2	280	172.48		
N.26.22	Air Force*	1	1	16	31	51.6	2	0	188	89.65		
D.24.22	vs. Middle Tennessee^	1	1	19	43	44.2	3	2	309	105.94		

Rushing								^ at Mississippi State		
Date	Opponent	GP	GS	No.	Yds.	Avg.	Lg.	TD	TD Lengths	
S.1.18^	Stephen F. Austin	1	0	5	22	4.40	14	0		
S.15.18^	Louisiana	1	0	1	8	8.00	8	0		
N.3.18^	Louisiana Tech	1	0	1	2	2.00	2	0		
D.4.21	Utah State!	1	0	4	36	9.00	33	0		
0.8.22	Hawai'i*	1	1	8	9	1.13	9	0		
0.22.22	at Nevada*	1	1	7	50	7.14	32	1	32	
0.29.22	at Fresno State*	1	1	8	43	5.38	28	2	28, 1	
N.5.22	UNLV*	1	1	8	10	1.25	9	0		
N.12.22	San José State*	1	1	13	61	4.69	21	0		
N.18.22	at New Mexico*	1	1	5	38	7.60	13	0		
N.26.22	Air Force*	1	1	6	-4	-0.67	9	0		
D.24.22	vs. Middle Tennessee^	1	1	12	36	3.00	21	0		

Total Touchdowns					^ at Mississippi State		
Season	GP	Pass	Rush	Total			
2018^	3	0	0	0			
2021	1	1	0	1			
2022	13	12	3	15			
Career	17	13	3	16			

Defense

Date	Opponent	GP	GS	UA	A	TT	TFL	Sk.	Int.	PBU	FF	FR
S.3.22	Arizona	1	0	0	0	0	0.0	0.0	0	0	0	0
S.10.22	Idaho State	1	0	1	0	1	0.0	0.0	0	0	0	0
S.17.22	at No. 14/15 Utah	1	0	0	0	0	0.0	0.0	0	0	0	0
S.24.22	Toledo	1	0	3	5	8	0.0	0.0	0	0	0	0
S.30.22	at Boise State*	1	0	0	0	0	0.0	0.0	0	0	0	0

*Bold indicates season high. * - Mountain West game. ! - 2021 Mountain West Championship (Dignity Health Sports Park; Carson, Calif.). ^ - 2022 EasyPost Hawai'i Bowl (Clarence T.C. Ching Athletics Complex; Honolulu, Hawaii).*

#55 COOPER MCDONALD

Linebacker • Senior • 6-3 • 245 • Haslet, Texas • Washington

- **At San Diego State:** Joined the Aztecs in January for the 2022 spring season ... Had two years of experience in the Pac-12 (Washington), having played in 15 of the 16 games in 2020 and 2021 with 10 starts ... Younger brother of Colton (who played at North Texas) and Caden (three-time first-team all-Mountain West linebacker (2020-22) at San Diego State) ... Is slated to start at "Sam" linebacker.
- **2023 (Senior):** Has been named a preseason second-team all-Mountain West selection by Phil Steele Magazine, and a third-team pick by Pro Football Focus and Athlon Sports ... Is listed as the 63rd draft-eligible outside linebacker by Phil Steele Magazine.
- **2022 (Junior):** Was a preseason fourth-team all-Mountain West selection by Athlon Sports ... Also was a "SDSU player to watch" by Lindy's Sports ... Had 41 tackles (26 solo) in six starts and 12 games, including two sacks, five tackles for loss, two fumble recoveries, two pass breakups and eight quarterback hurries ... Tied for 22nd in FBS with two fumble recoveries (T-

3rd in MW) ... According to Pro Football Focus, he tied for ninth in the Mountain West in quarterback hits (7) ... Earned the start in the opener against Arizona on Sept. 3, where he made six tackles (three solo), including a 3-yard tackle for loss, and a quarterback hurry in 58 snaps ... Made two solo tackles in another start vs. Idaho State on Sept. 10 across 49 snaps ... Had a solo stop in a start at No. 14/15 Utah on Sept. 17, playing 43 snaps ... Came up with four tackles (three solo), his first career fumble recovery and two quarterback hurries vs. Toledo on Sept. 24, starting and playing in 57 snaps ... Had five tackles (four solo) and a pass breakup in start over 49 defensive snaps at Boise State on Sept. 30 ... Logged an assisted tackle (0.5 TFL) and recovered a fumble at the end of the game in 40 defensive snaps vs. Hawai'i on Oct. 8, while adding a quarterback hurry ... Came off the bench for the first time of the season at Nevada, but did not find the stat sheet in 35 snaps ... Had a big game off the bench in 45 snaps at Fresno State on Oct. 29, making six tackles (five solo) with a pass breakup and a quarterback hurry ... Had a career-high seven tackles (four solo) with 0.5 tackles for loss in just 33 snaps off the bench against UNLV on Nov. 5 ... Had a career-high-tying and a team-high seven tackles against San José State on Nov. 12 in just 32 snaps, including a career-high two tackles for loss and his second career sack ... Led the team in tackles for the first time of his career ... Also had a pair of quarterback hurries ... Had two tackles, including a 7-yard sack (and TFL), with a quarterback hurry at New Mexico on Nov. 18, playing 27 snaps in a reserve role ... Played 11 statless snaps off the bench vs. Air Force on Nov. 26 ... Missed the Hawai'i Bowl game against Middle Tennessee on Dec. 24.

- **At Washington (2020-21):** Comes to The Mesa after playing the last two years at Washington ... Played in all 12 games in 2021 with 10 starts ... Logged 25 tackles (18 solo) with a sack ... Had a season-high six tackles against UCLA on Oct. 16 ... His lone sack came in the 2021 opener vs. Montana ... Saw action in three of the four games during his true freshman season in 2020, logging two tackles (one solo) and a pass breakup.
- **High School:** Lettered three years at Northwest High School ... Was named to the Dallas Morning News all-area first team as a senior in 2019 ... Also was the District 4-5A Division II defensive MVP and honorable mention all-state ... Had 89 tackles, eight tackles for loss and a defensive score to go along with 13 carries for 99 yards and two touchdowns in 2019 ... Was named to the all-District 4-5A Division 2 first team at outside linebacker as a junior in 2018 and was also honorable mention 5A all-state ... Ranked as the nation's No. 36 inside linebacker by 247Sports ... Also was a member of the Northwest track & field team, participating as a sprinter and in both the shot put and discus throw ... Won the 5A state title in the discus in 2019, with a throw of 178 feet, 11 inches, and finished third in the state meet as a sophomore in 2018 ... Was a consensus three-star recruit by 247sports, Rivals and ESPN ... Received a scout grade of 75 from ESPN.
- **Personal:** Son of Mike and Jill McDonald ... Is the younger brother of Aztec senior captain linebacker Caden McDonald and former North Texas linebacker Colton McDonald ... Picked Washington out of high school over offers from San Diego State, Utah, Baylor, Colorado, Virginia, Air Force, Louisiana, SMU, Arkansas State, Army West Point, Tulsa, UTSA, North Texas, Texas State, Louisiana Tech, Louisiana Monroe, Rice, Tulane, Dartmouth, Florida International, Liberty and Yale.

McDonald's Career Statistics

Season	^ at Washington											
	GP	GS	UA	A	TT	TFL	Sk	Int.	PBU	FF	FR	FR
2020^	3	0	1	1	2	0.0	0.0	0	1	0	0	0
2021^	12	10	18	8	26	5.5	1.5	0	0	0	0	0
2022	12	6	26	15	41	5.0	2.0	0	2	0	2	2
Career	27	16	45	24	69	10.5	3.5	0	3	0	2	2

Career Highs: Tackles: 7 vs. San José State (11/12/22); vs. UNLV (11/5/22); Tackles For Loss: 2.0 vs. San José State (11/12/22); Sacks: 1.0 at New Mexico (11/18/22), vs. San José State (11/12/22), vs. Montana (9/4/21); Pass Breakups: 1 at Fresno State (10/29/22), at Boise State (9/30/22), vs. Arizona (11/21/20); Fumble Recoveries: 1 vs. Hawai'i (10/8/22), vs. Toledo (9/24/22).

McDonald's Game-by-Game

Date	Opponent	GP	GS	UA	A	TT	TFL	Sk	Int.	PBU	FF	FR
N.14.20	Oregon StateS	1	0	1	0	1	0.0	0.0	0	0	0	0
N.21.20	ArizonaS	1	0	0	1	1	0.0	0.0	0	1	0	0
N.28.20	UtahS	1	0	0	0	0	0.0	0.0	0	0	0	0
D.5.20	StanfordS	--- Did Not Play ---										
S.4.21	Montana	1	1	2	0	2	1.0	1.0	0	0	0	0
S.11.21	at Michigan	1	1	1	2	3	0.0	0.0	0	0	0	0
S.18.21	Arkansas State	1	1	0	0	0	0.0	0.0	0	0	0	0

Date	Opponent	GP	GS	UA	A	TT	TFL	Sk	Int.	PBU	FF	FR
S.25.21	CaliforniaS	1	1	2	0	2	0.0	0.0	0	0	0	0
O.2.21	at Oregon StateS	1	1	2	0	2	0.0	0.0	0	0	0	0
O.16.21	UCLAS	1	1	4	2	6	1.0	0.0	0	0	0	0
O.22.21	at ArizonaS	1	1	2	1	3	1.0	0.0	0	0	0	0
O.30.21	at StanfordS	1	1	2	1	3	1.5	0.5	0	0	0	0
N.6.21	No. 7/7 OregonS	1	0	0	1	1	0.0	0.0	0	0	0	0
N.13.21	Arizona StateS	1	1	0	0	0	0.0	0.0	0	0	0	0
N.20.21	at ColoradoS	1	1	1	0	1	0.0	0.0	0	0	0	0
N.26.21	Washington StateS	1	0	2	1	3	1.0	0.0	0	0	0	0
S.3.22	Arizona	1	1	3	3	6	1.0	0.0	0	0	0	0
S.10.22	Idaho State	1	1	2	0	2	0.0	0.0	0	0	0	0
S.17.22	at No. 14/15 Utah	1	1	1	0	1	0.0	0.0	0	0	0	0
S.24.22	Toledo	1	1	3	1	4	0.0	0.0	0	0	0	1
S.30.22	at Boise State*	1	1	4	1	5	0.0	0.0	0	1	0	0
O.8.22	Hawai'i*	1	1	0	1	1	0.5	0.0	0	0	0	1
O.22.22	at Nevada*	1	0	0	0	0	0.0	0.0	0	0	0	0
O.29.22	at Fresno State*	1	0	5	1	6	0.0	0.0	0	1	0	0
N.5.22	UNLV*	1	0	4	3	7	0.5	0.0	0	0	0	0
N.12.22	San José State*	1	0	3	4	7	2.0	1.0	0	0	0	0
N.18.22	at New Mexico*	1	0	1	1	2	1.0	1.0	0	0	0	0
N.26.22	Air Force*	1	0	0	0	0	0.0	0.0	0	0	0	0
D.24.22	vs. Middle Tennessee^	--- Did Not Play - Injured ---										

*Bold indicates season high. S - Pac-12 game. * - Mountain West game. ^ - 2022 EasyPost Hawai'i Bowl (Clarence T.C. Ching Athletics Complex; Honolulu, Hawaii).*

#58 CODY MOON

Linebacker • Junior • 6-3 • 210 • Albuquerque, N.M. • New Mexico

- **At San Diego State:** Joined the Aztecs in the spring after spending three seasons at New Mexico from 2020-22, which plays the same 3-3-5 defense as the Aztecs ... A quick-twitch linebacker who is seemingly always around the ball ... Was an honorable-mention all-Mountain West selection with the Lobos in 2022 ... A former walk-on, who earned a scholarship following the 2022 spring season ... Enters his first year with SDSU as the backup to Vai Kaho at 'Will' linebacker.
- **2023 (Senior):** Has been named to the Bronko Nagurski Trophy Watch List for the best defensive player in college football ... Has been named a preseason first-team all-Mountain West selection by the league's media, Phil Steele Magazine, Athlon Sports and Sports Info Solutions, and a second-team pick by Pro Football Focus and Lindy's Sports.
- **At New Mexico (2020-22):** Spent the last three seasons with the Lobos, who run the same 3-3-5 defense as the Aztecs ... Totaled 149 tackles (69 solo) over the last two years after redshirting in 2020, including 11 tackles for loss, five sacks, one forced fumble, one interception and six pass breakups ... Was an honorable-mention all-MW selection in 2022, registering team highs of 105 tackles, 9.5 tackles for loss and 4.5 sacks ... As a redshirt freshman in 2021, he had 44 tackles, 0.5 sacks, 1.5 tackles for loss, an interception, a pass breakup and a fumble recovery ... In two career games against SDSU, he compiled 21 tackles, including 13 last year in the November meeting in Albuquerque, New Mexico.
- **High School:** Lettered in football and baseball at Volcano Vista High School ... Recorded 61 tackles as a senior with nine tackles for loss and three sacks ... also caught three passes on offense, including a touchdown.
- **Personal:** Born on April 24, 2002.

Moon's Career Statistics

Season	^ at New Mexico											
	GP	GS	UA	A	TT	TFL	Sk	Int.	PBU	FF	FR	FR
2021^	12	0	27	17	44	1.5	0.5	1	2	0	0	0
2022^	12	9	42	63	105	9.5	4.5	0	4	1	0	0
Career	24	9	69	80	149	11.0	5.0	1	6	1	0	0

Career Highs: Tackles: 14 at Air Force (11/12/22); Sacks: 2.0 vs. UTEP (9/17/22); Tackles For Loss: 2, four times; Interceptions: 1 vs. New Mexico State (9/11/22); Pass Breakups: 2 vs. New Mexico State (9/11/22); Forced Fumbles: 1 at Colorado State (11/25/22).

Moon's Game-by-Game

Date	Opponent	GP	GS	UA	A	TT	TFL	Sk.	Int.	PBU	FF	FR
S.2.21	Houston Baptist	1	0	0	0	0	0.0	0.0	0	0	0	0
S.11.21	New Mexico State	1	0	1	2	3	0.0	0.0	1	2	0	0
S.18.21	at Texas A&M	1	0	1	1	2	0.0	0.0	0	0	0	0
S.25.21	at UTEP	1	0	4	0	4	0.0	0.0	0	0	0	0
O.2.21	Air Force*	1	0	2	1	3	0.0	0.0	0	0	0	0
O.9.21	at San Diego State*	1	0	6	2	8	0.0	0.0	0	0	0	0
O.16.21	Colorado State*	1	0	2	0	2	0.0	0.0	0	0	0	0
O.23.21	at Wyoming*	1	0	2	3	5	0.5	0.5	0	0	0	0
N.6.21	UNLV*	1	0	4	0	4	1.0	0.0	0	0	0	0
N.13.21	at Fresno State*	1	0	3	0	3	0.0	0.0	0	0	0	0
N.20.21	at Boise State*	1	0	4	2	6	0.0	0.0	0	0	0	0
N.26.21	Utah State*	1	0	2	2	4	0.0	0.0	0	0	0	0
S.3.22	Maine	1	0	3	0	3	0.0	0.0	0	1	0	0
S.9.22	Boise State	1	0	1	6	7	2.0	1.5	0	0	0	0
S.17.22	UTEP	1	1	6	5	11	2.0	2.0	0	1	0	0
S.24.22	at LSU	1	1	3	7	10	0.0	0.0	0	0	0	0
S.30.22	at UNLV*	1	1	6	1	7	0.0	0.0	0	1	0	0
O.8.22	Wyoming*	1	1	5	4	9	2.0	0.0	0	0	0	0
O.15.22	at New Mexico State	1	1	3	3	6	0.0	0.0	0	0	0	0
O.22.22	Fresno State*	1	0	1	7	8	0.5	0.0	0	0	0	0
N.5.22	at Utah State*	1	1	3	6	9	0.0	0.0	0	0	0	0
N.12.22	at Air Force*	1	1	5	9	14	0.0	0.0	0	0	0	0
N.18.22	San Diego State*	1	1	6	7	13	1.0	0.0	0	0	0	0
N.25.22	at Colorado State*	1	1	3	5	8	2.0	1.0	0	1	1	0

Bold indicates season high. * - Mountain West game.

#85 JOSHUA NICHOLSON

WR • Soph. • 6-0 • 175 • Grand Prairie, Texas • South Grand Prairie HS

- **At San Diego State:** Good route runner with a ton of speed ... Battled an injury early on in fall camp, but is the projected starting 'X' receiver heading into the opener with Ohio.
- **2022 (Freshman):** Caught four passes for 44 yards (11.0 avg.) with a touchdown and long of 18 yards ... Played in six games overall ... Was on the field for 69 snaps ... Played 12 statless snaps in the opener vs. Arizona on Sept. 3 ... Did not play vs. Idaho State on Sept. 10 ... Caught his first two passes for 23 yards (11.5 avg.), including an 18-yard touchdown in 26 snaps at No. 14/15 Utah on Sept. 17 ... Did not play vs. Toledo on Sept. 24 ... Played three statless snaps at Boise State on Sept. 30 ... Did not play the next five games ... Caught an 18-yard pass in 12 snaps at New Mexico on Nov. 18 ... Played two statless snaps the next game vs. Air Force (Nov. 24) ... Caught a 3-yard pass across 14 snaps against Middle Tennessee in the Easy-Post Hawai'i Bowl on Dec. 24.
- **2021 (Redshirt):** Redshirted his first season with the Aztecs.
- **High School:** Was a four-year varsity competitor at South Grand Prairie High School in Texas ... Helped the Warriors advance to the second round of the 2020 Texas Conference 6A Division I playoffs in his final prep season ... Received second-team all-District 7-6A recognition as a junior in 2019 after catching 30 passes for 403 yards and five touchdowns ... Was clocked at 4.48 in the 40-yard dash, according to Rivals ... Also competed on the South Grand Prairie High track and field team.
- **Personal:** Joshua Jayce Nicholson was born Sept. 7, 2003, in Arlington, Texas ... Son of Aaron and Sharron Clegg ... Signed with the Aztecs after fielding offers from Texas State and Weber State ... Also drew interest from Kansas ... Has trained with former Brigham Young standout wide receiver Margin Hooks, who ranks among the Cougars' career leaders in receptions and receiving yards ... Is majoring in communication.

Nicholson's Career Statistics

Receiving

Season	GP	GS	Rec.	Yds.	Avg.	Long	TD
2022	6	0	4	44	11.0	18	1
Career	6	0	4	44	11.0	18	1

Career Highs: Receptions: 2 at No. 14/15 Utah (9/17/22); Receiving Yards: 23 at No. 14/15 Utah (9/17/22); Receiving Touchdowns: 1 at No. 14/15 Utah (9/17/22); Long Reception: 18 at New Mexico (11/18/22), at No. 14/15 Utah (9/17/22).

Nicholson's Career Game-by-Game (Games Played Only)

Receiving

Date	Opponent	GP	GS	No.	Yds.	Avg.	Lg.	TD	TD Lengths
S.3.22	Arizona	1	0	0	0	0.0	0	0	
S.17.22	No. 14/15 Utah	1	0	2	23	11.5	18	1	18
S.30.22	at Boise State*	1	0	0	0	0.0	0	0	
N.18.22	at New Mexico*	1	0	1	18	18.0	0	0	
N.16.22	Air Force*	1	0	0	0	0.0	0	0	
D.24.22	vs. Middle Tennessee^	1	0	1	3	3.0	3	0	

Bold indicates season high. * - Mountain West game. ^ - 2022 EasyPost Hawai'i Bowl (Clarence T.C. Ching Athletics Complex; Honolulu, Hawaii).

#30 DOMINIC OLIVER

Def. End • Soph. • 6-3 • 250 • San Jose, Calif. • Valley Christian HS

- **At San Diego State:** Made the move to defensive end from linebacker midway through the 2022 season ... Is an excellent pass rusher ... Continues to add to his 6-3 frame ... Enters the season as a backup to Wyatt Draeger at one of the two defensive end positions.
- **2022 (Freshman):** Had one tackle in 11 games off the bench ... Played just 14 snaps ... Did not play in the opener against Arizona on Sept. 3 ... Had a solo tackle in his first career three snaps off the bench the following week vs. Idaho State on Sept. 10 ... Played statless time in six snaps at No. 14/15 Utah on Sept. 17 and in three snaps vs. Toledo on Sept. 24 ... Did not play again on defense until playing two snaps at New Mexico on Nov. 18 ... The only other game he missed besides the opener with Arizona was Nov. 5 vs. UNLV.
- **2021 (Redshirt):** Redshirted his first year at San Diego State.
- **High School:** Two-year varsity performer at Valley Christian High School in San Jose, Calif., where the Warriors' 2020 campaign was postponed due to the COVID-19 pandemic ... Played on the defensive line and at wide receiver, helping Valley Christian High to a 22-5 (.815) record over a two-year span, highlighted by a West Catholic Athletic League championship in 2019 to go with consecutive berths in the CIF Central Coast Section finals ... The Warriors additionally appeared in the Division I-A NorCal regional championship in 2018 ... Garnered second-team all-WCAL accolades as a junior after posting 62 tackles, including 29 solo stops and 15 tackles for a loss, according to MaxPreps ... Also finished with 5.5 sacks, four passes deflected and two fumble recoveries that season ... Played varsity baseball as a prep sophomore ... Was rated a three-star recruit by Rivals, 247Sports and ESPN ... Earned a scout grade of 83 by 247Sports and a 73 by ESPN ... Was ranked 98th on Rivals' top 100 recruits in California.
- **Personal:** Dominic Joseph Oliver was born Oct. 10, 2003, in San Jose, Calif. ... Son of Temmet and Elena Oliver ... Chose the Aztecs after weighing offers from Arizona, Colorado State, Fresno State, Hawai'i, Kansas, Nevada, San José State, Tulane, UNLV and Wyoming, among others ... Plans to major in journalism ... In his spare time enjoys bible study, working out, poetry and spending time with this family.

Oliver's Career Statistics

Season	GP	GS	UA	A	TT	TFL	Sk	Int.	PBU	FF	FR
2022	11	0	1	0	1	0.0	0.0	0	0	0	0
Career	11	0	1	0	1	0.0	0.0	0	0	0	0

Career Highs: Tackles: 1 vs. Idaho State (9/10/22).

Oliver's Career Game-by-Game (Games with Stats Only)

Date	Opponent	GP	GS	UA	A	TT	TFL	Sk.	Int.	PBU	FF	FR
S.10.22	Idaho State	1	0	1	0	1	0.0	0.0	0	0	0	0

* - Mountain West game.

#11 BRIONNE PENNY

(bree-on)

Wide Receiver • Senior • 6-3 • 200 • Norwalk, Calif. • Norbonne HS

- **At San Diego State:** An excellent athlete, who continues to learn the receiving position ... Can also return kicks and punts ... Enters 2023 as the backup 'Z' receiver ... Older brother, Rashaad, set an Aztec program record with 2,248 rushing yards and 2,974 all-purpose yards in 2017, both which were the fifth most in NCAA FBS history, and was drafted in the first round of the 2018 NFL Draft by the Seattle Seahawks.
- **2022 (Junior):** Played in 12 of the team's 13 games, making 12 catches for 166 yards (13.8 avg.) with a long of 40 ... Also returned two kicks for 47 yards (23.5 avg.) ... Played 26 snaps

off the bench against Arizona on Sept. 3 without recording a catch ... Had a pair of catches for 16 yards (8.0 avg.) with a long of 11 in 35 snaps against Idaho State on Sept. 10 ... Had a 6-yard catch in 36 offensive snaps at No. 14/15 Utah on Sept. 17 ... Also returned a kick 16 yards ... Played 12 statless snaps vs. Toledo on Sept. 24, but did have a career-long 31-yard kick return ... Was unable to come up with a catch in 22 snaps at Boise State on Sept. 30 ... Had the best game of his career vs. Hawai'i on Oct. 8 with four receptions for 54 yards (13.5 avg.) and a long of 20 yards ... Three of his four catches came in the fourth quarter, including two on the game-winning drive ... Had a career-long 22-yard grab in 14 snaps off the bench at Nevada on Oct. 22 ... Played two statless snaps at Fresno State on Oct. 29 ... Made a 5-yard grab in 14 offensive snaps vs. UNLV on Nov. 5 ... Did not play against San José State on Nov. 12 ... Logged 23 statless snaps at New Mexico on Nov. 18, but was targeted twice in the game ... Made three catches for a career-high 63 yards (21.0 avg.) with a career-long grab of 40 yards in 10 snaps late vs. Air Force on Nov. 26 ... Played two statless snaps in the EasyPost Hawai'i Bowl against Middle Tennessee on Dec. 24.

- **2021 (Sophomore):** Played in five games, logging five catches for 61 yards (12.2 avg.) with a long of 20 yards ... Played 72 offensive snaps overall ... Made his collegiate debut in the opener against New Mexico State on Sept. 4, playing nine snaps without a catch ... Also played 15 statless snaps at Arizona on Sept. 11 ... Did not play against Utah on Sept. 18 ... Had his first four catches for 55 yards (13.8 avg.) with a long of 20 yards in 26 snaps vs. Towson on Sept. 25 ... Played 10 statless snaps vs. New Mexico on Oct. 9 ... Did not play at San José State (Oct. 15) or at Air Force (Oct. 23) ... Had a 6-yard catch in 12 snaps vs. Fresno State on Oct. 30 ... Did not play over the team's final six games.
- **2020 (Freshman):** Did not play or travel in the 2020 season.
- **2019 (Redshirt):** Redshirted his first season at SDSU.
- **High School:** Played his senior season at Narbonne High School and his sophomore and junior seasons at Norwalk High ... Totaled 29 career touchdowns in 28 games (according to MaxPreps), including 24 rushing scores, two kick return touchdowns, and one apiece via receiving, punt return and interception ... A consensus three-star prospect by ESPN, Rivals and 247sports ... Received an 85 grade from 247sports and a 73 by ESPN.
- **Personal:** Oldest brother, Elijahaa, led Idaho in rushing in his two seasons at Idaho (2014-15) and played in the NFL for Arizona (2016-18) and for the New York Giants (2018-21) ... Picked San Diego State over offers from Utah State, New Mexico and San José State ... Is majoring in business administration with an emphasis in marketing.

Penny's Career Statistics

Receiving

Season	GP	GS	Rec.	Yds.	Avg.	Long	TD
2021	5	0	5	61	12.2	20	0
2022	12	0	12	166	13.8	40	0
Career	17	0	17	227	13.4	40	0

Career Highs: Receptions: 4 vs. Hawai'i (10/8/22), vs. Towson (9/25/21); Receiving Yards: 63 vs. Air Force (11/26/22); Long Reception: 40 vs. Air Force (11/26/22); Kick Returns: 1 vs. Toledo (9/24/22), at No. 14/15 Utah (9/17/22); Kick Return Yards: 31 vs. Toledo (9/24/22); Long Kick Return: 31 vs. Toledo (9/24/22).

Penny's Career Game-by-Game (Game Receiving Stats Only)

Receiving

Date	Opponent	GP	GS	No.	Yds.	Avg.	Lg.	TD	TD Lengths
S.25.21	Towson	1	0	4	55	13.8	20	0	
O.30.21	Fresno State*	1	0	1	6	6.0	6	0	
S.10.22	Idaho State	1	0	2	16	8.0	11	0	
S.17.22	No. 14/15 Utah	1	0	1	6	6.0	6	0	
O.8.22	Hawai'i*	1	0	4	54	13.5	18	0	
O.22.22	at Nevada*	1	0	1	22	22.0	22	0	
N.5.22	UNLV*	1	0	1	5	5.0	5	0	
N.26.22	Air Force*	1	0	3	63	21.0	40	0	

*Bold indicates season high. * - Mountain West game.*

#32 MARCUS RATCLIFFE

Safety • TR-Fresh. • 6-2 • 210 • Chula Vista, Calif. • Cathedral Catholic HS

- **At San Diego State:** True freshman who has impressed since arriving to campus in the spring ... An athletic safety who is always around the ball ... Is expected to be the first true freshman to start at the signature Aztec position in the 3-3-5 defense since it started at San Diego State

in 2009.

- **High School:** Earned three letters at nearby Cathedral Catholic High School in Chula Vista, California ... Will join three current Aztecs who attended Cathedral Catholic, including offensive lineman Rambo Mageo, quarterback DJ Ralph and running back Lucky Sutton ... The Dons were 12-2 in 2021 and captured the state championship ... Was at three-time first-team all-league selection at defense and once at offense ... Also was all-CIF ... Was a 2-Way Player of the Year nominee ... Also competes on the basketball team and on the track & field squad ... Is a scholar-athlete ... A consensus three-star recruit by 247sports (safety), Rivals (defensive back) and ESPN (outside linebacker) ... Received a 247sports composite rating of 86.56 by 247sports ... Received a scout grade of 87 from 247sports and 75 from ESPN.
- **Personal:** Selected the Aztecs over offers from Brigham Young, Arizona, California, Colorado, Air Force and Utah State.

#81 MARK REDMAN

Tight End • Senior • 6-6 • 255 • Newport Beach, Calif. • Washington

- **At San Diego State:** Joined the Aztecs in the spring of 2022 after spending his first two seasons at Washington ... Athletic body with a ton of potential ... Enters the season as the projected starting tight end.
- **2023 (Senior):** Has been named to the John Mackey Award Watch List for the most outstanding tight end for a second straight season ... Has also been named a preseason first-team all-Mountain West selection by the league's media, Phil Steele Magazine and Athlon Sports ... Is the first SDSU tight end to earn preseason all-MW honors from the league's media since David Wells in 2017 and just the second since 2012 ... Also is a second-team pick by Lindy's Sports ... Is listed as the 42nd draft-eligible tight end by Phil Steele Magazine.
- **2022 (Junior):** Was named a second-team all-Mountain West selection by the league's head coaches and media ... Also was a first-team selection by Phil Steele Magazine and an honorable-mention selection by College Football Network ... Was named to the John Mackey Award Watch list for the most outstanding tight end ... Also was a preseason first-team all-Mountain West selection by Phil Steele Magazine ... Had 21 catches for 233 yards (11.1 avg.) with two touchdowns on the season in 12 starts (13 games played) with a long catch of 28 yards ... Among Mountain West tight ends, ranked second in yards per reception (11.1, min. 20 rec.), third in yards (233), and tied for fourth in receptions (21) and touchdowns (2) ... Came up with a 15-yard catch in his first start with the Aztecs across 53 snaps vs. Arizona on Sept. 3 ... Made a 4-yard grab in 54 snaps and a start vs. Idaho State on Sept. 10 ... Played 50 statless snaps in a start at No. 14/15 Utah on Sept. 17 ... Had a team-high four receptions for 19 yards (4.8 avg.) with a long of 10 yards in a start against Toledo on Sept. 24, playing all 59 snaps in the game ... Was unable to record a stat in 52 snaps in a start at Boise State on Sept. 30 ... Made an 8-yard catch in 56 offensive snaps against Hawai'i on Oct. 8 ... Had a pair of catches for 34 yards, including a 21-yard grab, in a start and 56 snaps at Nevada on Oct. 22 ... Started again at Fresno State without making a catch in two targets, playing 60 of the team's 63 snaps ... Did jump on a Tyrell Shavers fumble to keep the Aztecs with the ball ... Had three catches for a then career-high 39 yards (13.0 avg.) and his first career touchdown in a start and 62 snaps against UNLV on Nov. 5 ... The 24-yard touchdown put the Aztecs up, 14-0, with 10:55 remaining in the third quarter and proved to be the game-winning score ... The 24-yard catch was also a career long ... Made a 5-yard grab in another start vs. San José State on Nov. 12 across 57 offensive snaps ... Had career highs of five catches and 66 yards (13.2 avg.) in 56 offensive snaps in a start at New Mexico on Nov. 18, including a career-long 28-yard grab ... Made a pair of catches for 34 yards (17.0 avg.) with a long of 28 yards vs. Air Force in 31 snaps off the bench vs. Air Force on Nov. 26 ... It was the first time he did not start on the season (because of Senior Night) ... The 28-yard catch tied a career long ... Had a 9-yard touchdown catch against Middle Tennessee in the EasyPost Hawai'i Bowl on Dec. 24, playing 62 of 76 snaps ... The touchdown put the Aztecs up, 7-0, and was his second of the season (and career).
- **At Washington (2020-21):** Spent the last two seasons at Washington with fellow incoming transfer Cooper McDonald ... Played in all 16 games over his two seasons with the Huskies with one start ... Played in all 12 games in 2021 with one start (at Colorado) ... Had one catch for five yards, which came in a 31-24 overtime win over California ... Enrolled at UW for the spring 2020 season ... Played all four games in 2020 without recording a stat.
- **High School:** Earned three letters for Corona del Mar High School in Newport Beach, Calif. ... Played in 50 games over his career, making 149 catches for 1,832 yards and 25 touchdowns ... Captained the 2019 squad to a 35-27 win over Serra in the Division 1A CIF State Championship ... Corona del Mar ended up 16-0 in the 2019 campaign and also won the Division 3 CIF Southern title ... Was named to the 2019 all-CIF Southern Section Division 3 team ... Logged

72 catches for 979 yards and 13 touchdowns as a senior ... Made 54 receptions for 598 yards and nine scores as a junior, and 23 catches for 255 yards and three more touchdowns as a sophomore ... Was an all-CIF-SS Division 4 first-team selection and a first-team all-league pick as a junior ... Was a four-star recruit out of high school by both 247sports and Rivals, and a three-star recruit by ESPN ... Received a grade of 91 by 247sports and 79 by ESPN ... Ranked by 247Sports as the No. 15 tight end in the country and No. 44 recruit in California ... Was listed as the No. 249 overall recruit and No. 7 tight end in the country, as well as the No. 24 player in his state, by Rivals ... ESPN listed him as the nation's No. 10 "tight end-Y" recruit ... Named to the Tacoma News-Tribune's "Western 100."

- **Personal:** Picked Washington out of high school over offers from San Diego State, Alabama, Georgia, LSU, Michigan, Ohio State, Penn State, Wisconsin, Texas A&M, USC, UCLA, Arizona, Boise State, California, Colorado, Utah State, Colorado State and Yale.

Redman's Career Statistics

Receiving								^ at Washington
Season	GP	GS	Rec.	Yds.	Avg.	Long	TD	
2020^	4	0	0	0	0.0	0	0	
2021^	12	1	1	5	5.0	5	0	
2022	13	12	21	233	11.1	28	2	
Career	29	13	22	238	10.8	28	2	

Career Highs: Receptions: 5 at New Mexico (11/18/22); Receiving Yards: 66 at New Mexico (11/18/22); Touchdown Receptions: 1 vs. Middle Tennessee (12/24/22), vs. UNLV (11/5/22); Long Reception: 28 vs. Air Force (11/26/22), at New Mexico (11/18/22).

Redman's Career Game-by-Game (Receiving Stats + SDSU Games)

Receiving									
Date	Opponent	GP	GS	No.	Yds.	Avg.	Lg.	TD	TD Lengths
S.25.21	CaliforniaS	1	0	1	5	5.0	5	0	
S.3.22	Arizona	1	1	1	15	15.0	15	0	
S.10.22	Idaho	1	1	1	4	4.0	4	0	
S.17.22	at No. 14/15 Utah	1	1	0	0	0.0	0	0	
S.24.22	Toledo	1	1	4	19	4.8	10	0	
S.30.22	at Boise State	1	1	0	0	0.0	0	0	
O.8.22	Hawai'i*	1	1	1	8	8.0	0	0	
O.22.22	at Nevada*	1	1	2	34	17.0	21	0	
O.29.22	at Fresno State*	1	1	0	0	0.0	0	0	
N.5.22	UNLV*	1	1	3	39	13.0	24	1	24
N.12.22	San José State*	1	1	1	5	5.0	5	0	
N.18.22	at New Mexico*	1	1	5	66	13.2	28	0	
N.26.22	Air Force*	1	0	2	34	17.0	28	0	
D.24.22	vs. Middle Tennessee^	1	1	1	9	9.0	9	1	9

Bold indicates season high. S - Pac-12 game. * - Mountain West game. ^ - 2022 EasyPost Hawai'i Bowl (Clarence T.C. Ching Athletics Complex; Honolulu, Hawaii).

#82 JAY RUDOLPH

Tight End • Senior • 6-4 • 245 • Scottsdale, Ariz. • Horizon HS

- **At San Diego State:** Physical, smart tight end who played in seven of the team's eight games as a true freshman in 2020 on special teams and then became a regular contributor to the team the past two years ... Good blocker with excellent hands ... Enters the season as the projected starting 'H' tight end.
- **2022 (Junior):** Was named a "SDSU player to watch" by Lindy's Sports ... Had a 9-yard catch in nine games (five starts) ... Missed the first four games with an injury ... Returned to play at Boise State on Sept. 30, logging 15 statless snaps off the bench ... Also played 19 snaps in a start against Hawai'i on Oct. 8 ... Played 23 statless snaps in a reserve role at Nevada on Oct. 22 ... Started and played 22 snaps at Fresno State on Oct. 29 ... started again vs. UNLV on Nov. 5, playing 27 snaps ... Had a 9-yard catch on a career-high three targets in 24 snaps against San José State on Nov. 12 ... The catch was the second of his career and first since a touchdown reception vs. Utah on Sept. 18, 2021 ... Started and played 22 snaps at New Mexico on Nov. 18, throwing a key block for Kenan Christon's 49-yard touchdown run ... Played nine statless snaps vs. Air Force on Nov. 26 ... Started against Middle Tennessee in the EasyPost Hawai'i Bowl on Dec. 24, playing 27 snaps.
- **2021 (Sophomore):** Played in 13 of the team's 14 games with five starts, making a 2-yard touchdown catch ... Did not record a stat in 27 statless snaps in the opener against New Mexico

State on Sept. 4 or in 38 snaps at Arizona on Sept. 11 ... Caught a 2-yard touchdown pass off the bench against Utah on Sept. 18 ... The catch and touchdown were both the first of his career and put the Aztecs in the lead, 31-24, in the first overtime ... Played in 37 snaps in the win ... Played 27 statless snaps off the bench against Towson on Sept. 25 ... Earned his first career start against New Mexico on Oct. 9, playing 46 offensive snaps ... Started again at San José State on Oct. 15, playing 36 statless snaps ... Started for a third straight game at Air Force on Oct. 23 without recording a stat ... Did not record a stat in a start and 20 offensive snaps at Hawai'i on Nov. 6 ... Played 22 statless snaps off the bench vs. Nevada on Nov. 13, 33 snaps at UNLV on Nov. 19 and nine snaps vs. Boise State on Nov. 26 ... Did not travel to the Mountain West Championship game against Utah State on Dec. 4 ... Started and played 43 snaps vs. No. 24/25 UTSA in the Tropical Smoothie Frisco Bowl on Dec. 21.

- **2020 (True Freshman):** Played in seven of the team's eight games as a true freshman, all on special teams ... Was on the travel roster for the opener against UNLV on Oct. 24 but did not play ... Made his collegiate debut on special teams the following week at Utah State on Oct. 31 ... Then played in each of the final six games of the season.
- **High School:** Prepped at Horizon High School in Scottsdale, Ariz. ... Made the all-state second team as a senior, when he captained the Huskies to a 9-2 record, a league title at 6-0 and an appearance in the state championship game ... Also made all-region and all-league ... According to MaxPreps, totaled 88 catches for 1,453 yards (16.5 avg.) with 15 touchdowns over the past two years, including 57 receptions for 903 yards and seven touchdowns in 2019 ... Was a three-star recruit by 247sports and ESPN, and a two-star recruit by Rivals ... Received a scout grade of 82 by 247sports and 72 by ESPN.
- **Personal:** Jay Rudolph was born Oct. 15, 2001, in Scottsdale, Ariz. ... Son of Scott and Jodi Rudolph ... Picked San Diego State over offers from Oregon State, Air Force, Army West Point, Abilene Christian, Colgate, Georgetown, Lehigh, Montana State, Northern Arizona and Northern Colorado ... Is majoring in general business.

Rudolph's Career Statistics

Receiving							
Season	GP	GS	Rec.	Yds.	Avg.	Long	TD
2020	7	0	0	0	0.0	0	0
2021	13	5	1	2	2.0	2	1
2022	9	5	1	9	9.0	9	0
Career	29	10	2	11	5.5	9	1

Career Highs: Receptions: 1 vs. San José State (11/12/22), vs. Utah (9/18/21); Receiving Yards: 9 vs. San José State (11/12/22); Receiving Touchdowns: 1 vs. Utah State (9/21/19); Long Reception: 9 vs. San José State (11/12/22).

Rudolph's Career Game-by-Game (Games Stats Only)

Receiving									
Date	Opponent	GP	GS	No.	Yds.	Avg.	Lg.	TD	TD Lengths
S.18.21	Utah	1	0	1	2	2.0	2	1	2
N.12.22	San José State*	1	0	1	9	9.0	9	0	

Bold indicates season high. * - Mountain West game.

#83 MEKHI SHAW

(mah-KYE)

WR • Junior • 5-10 • 190 • San Diego, Calif. • Scripps Ranch HS

- **At San Diego State:** Former walk-on, who came to the Aztecs in the fall 2020, working with the cornerbacks ... Made the move to wide receiver in the 2021 spring campaign ... Runs good routes ... Has nice hands ... Earned a scholarship before practice on Nov. 21, 2022 ... Enters the season as the starting 'F' receiver ... Also is expected to return punts and hold for PATs and field goals.
- **2023 (Junior):** Has been named a preseason fourth-team all-Mountain West selection by Athlon Sports.
- **2022 (Sophomore):** Had a breakout season, ultimately earning a scholarship on Nov. 21 ... Was named the team's most inspirational player and the offensive freshman of the year at the team's banquet ... Started four of the team's 13 games and has played in all 13, making 29 catches for 349 yards (12.0 avg.) and three touchdowns in 367 offensive snaps ... Added two carries for seven yards (3.5 avg.) ... Also had five tackles (four solo) on special teams and recovered a fumble ... Earned his second career start in the opener against Arizona on Sept. 3, logging 18 statless snaps ... Also had a special teams tackle ... Earned his second straight start against Idaho State on Sept. 10, where he made a 7-yard reception in 25 snaps ... Came off the bench for 13 statless offensive snaps at No. 14/15 Utah on Sept. 17 ... Also logged two

tackles (one solo) on special teams and recovered a fumbled punt, which led to SDSU's lone touchdown of the game ... Had two catches for 21 yards (10.5 avg.) and a long of 16 yards in 22 snaps vs. Toledo on Sept. 22 ... Earned the start at Boise State on Sept. 30 without recording a stat in just nine snaps ... Had a big game against Hawai'i on Oct. 8, setting career highs with four receptions and 28 yards (7.0 avg.) in 37 snaps off the bench ... Three of his four catches came on the game-winning drive ... Made a 13-yard grab in a start and 32 snaps at Nevada on Oct. 22 ... Also had a solo tackle en route to being named to the team's special teams player of the game ... Had another big game in 40 snaps off the bench at Fresno State on Oct. 29 with then career highs of five receptions and 64 yards (12.8 avg.) ... The five catches also were a team best ... Included in the five receptions was a long of 23 yards ... Made four catches for 26 yards (6.5 avg.) with a long of eight in 46 snaps in a reserve role against UNLV on Nov. 5 ... Logged five catches for 64 yards, including a 17-yard touchdown, in 40 snaps vs. San José State ... It was his second game with exactly five receptions and 64 yards, matching what he did just two weeks prior at Fresno State (Oct. 29) ... The touchdown was the first of his career ... Had a breakup game in 21 snaps off the bench at New Mexico on Nov. 18, setting career highs with six catches, 120 yards (20.0 avg.) and two touchdowns ... Became the 90th different Aztec in program history with a 100-yard receiving game ... The first touchdown was a career-long 51-yard reception to put SDSU up, 7-0 ... Also added a 30-yard catch in the second quarter which put SDSU up, 21-7 ... Had a 6-yard catch in a start against Air Force on Nov. 26 ... Logged a tackle but not catch against Middle Tennessee in the EasyPost Hawai'i Bowl on Dec. 24.

- **2021 (Freshman):** Played in 12 games with one start ... Had four catches for 42 yards (21.0 avg.) with a long catch of 15 yards, which he did twice ... Played 79 snaps overall on offense ... Also had two special teams tackles ... Made his collegiate debut in the opener against New Mexico State on Sept. 4, playing three statless snaps ... Played two offensive snaps the following game at Arizona (Sept. 11) ... Saw action in six snaps against Utah on Sept. 18 ... Earned his first career start against Towson on Sept. 25, where he made his first career two catches for 21 yards (10.5 avg.) with a long of 15 yards ... Played 11 snaps vs. New Mexico on Oct. 9 without recording a catch, but did come up with a pair of tackles on special teams ... Played on special teams at San José State on Oct. 15 ... Saw action in two snaps at Air Force (Oct. 23) ... Had another two catches late for 21 yards (10.5 avg.) against Fresno State with a long of 15 yards ... Came in for special teams snaps at Hawai'i on Nov. 6 ... Did not play against Nevada (Nov. 13) or at UNLV (Nov. 19) ... Played on special teams against Boise State (Nov. 26) ... Came in for 18 snaps vs. Utah State in the Mountain West Championship on Dec. 4 without recording a stat ... Saw time on special teams vs. No. 24/25 UTSA in the Tropical Smoothie Frisco Bowl on Dec. 21.
- **2020 (Redshirt):** Redshirted his first season with the Aztecs while working with the cornerbacks.
- **High School:** Earned two letters at Scripps Ranch High School in San Diego ... Led the Falcons to a 12-1 record as a senior and a league title ... SRHS won its first 12 games in 2019 before falling to La Jolla HS in the San Diego Section CIF Championship ... Was a two-time all-league selection ... According to MaxPreps, totaled 20 catches for 305 yards (15.3 avg.) and three touchdowns in 2019, while making 40 tackles (24 solo) on defense with an interception and a fumble recovery ... Also played on the school's basketball team ... Was a scholar-athlete and made the all-academic team.
- **Personal:** Mekhi Shaw was born Sept. 4, 2002, in San Diego ... Son of Mike and Adria Shaw ... Also was recruited by Nevada ... Is majoring in biology.

Shaw's Career Statistics

Receiving

Season	GP	GS	Rec.	Yds.	Avg.	Long	TD
2021	12	1	4	42	10.5	15	0
2022	13	5	29	349	12.0	51	3
Career	25	6	33	391	11.8	51	3

Career Highs: Receptions: 6 at New Mexico (11/18/22); Receiving Yards: 120 at New Mexico (11/18/22); Touchdown Receptions: 2 at New Mexico (11/18/22); Long Reception: 51 at New Mexico (11/18/22); Punt Returns: 2 vs. Idaho State (9/10/22); Long Punt Return: 1 vs. Idaho State (9/10/22); Tackles: 2 at No. 14/15 Utah (9/17/22); Fumble Recoveries: 1 at No. 14/15 Utah (9/17/22).

Shaw's Career Game-by-Game (2021 Stats Only + all 2022 Games)

Receiving

Date	Opponent	GP	GS	No.	Yds.	Avg.	Lg.	TD	TD Lengths
5.25.21	Towson	1	1	2	21	10.5	15	0	
0.31.21	Fresno State*	1	0	2	21	10.5	15	0	

Receiving

Date	Opponent	GP	GS	No.	Yds.	Avg.	Lg.	TD	TD Lengths
5.3.22	Arizona	1	1	0	0	0.0	0	0	
5.10.22	Idaho State	1	1	1	7	7.0	7	0	
5.17.22	at No. 14/15 Utah	1	0	0	0	0.0	0	0	
5.24.22	Toledo	1	0	2	21	10.5	16	0	
5.30.22	at Boise State*	1	1	0	0	0.0	0	0	
0.8.22	Hawai'i*	1	0	4	28	7.0	11	0	
0.22.22	at Nevada*	1	1	1	13	13.0	13	0	
0.29.22	at Fresno State*	1	0	5	64	12.8	23	0	
N.5.22	UNLV*	1	0	4	26	6.5	7	0	
N.12.22	San José State*	1	0	5	64	12.8	18	1	17
N.18.22	at New Mexico*	1	0	6	120	20.0	51	2	51, 30
N.26.22	Air Force*	1	1	1	6	6.0	6	0	
D.24.22	vs. Middle Tennessee^	1	0	0	0	0.0	0	0	

*Bold indicates season high. * - Mountain West game. ^ - 2022 EasyPost Hawai'i Bowl (Clarence T.C. Ching Athletics Complex; Honolulu, Hawaii).*

#10 NOAH TUMBLIN

Cornerback • Senior • 6-2 • 185 • San Diego, Calif. • Mira Mesa HS

- **At San Diego State:** Athletic cornerback, who was a dual-sport start at nearby Mira Mesa High School ... Is a speedy DB with a good first step ... Enters the season as the backup field cornerback.
- **2022 (Junior):** Was named a preseason fourth-team all-Mountain West selection by Phil Steele Magazine ... Had 11 tackles (eight solo), an interception and two pass breakups in the team's 13 games, starting five ... Recorded his first career interception in 25 snaps off the bench against Arizona on Sept. 3 ... Played 21 snaps vs. Idaho State on Sept. 10 without recording a stat ... Also did not record a stat in 34 defensive snaps at No. 14/15 Utah on Sept. 17 ... Earned his first start of the season against Toledo on Sept. 24 and finished with two solo tackles in 40 snaps ... Started again at Boise State on Sept. 30, registering a solo tackle and a pass breakup in 41 snaps ... Had a solo tackle in a start and 28 snaps against Hawai'i on Oct. 8 ... Recorded a season-high four tackles (three solo) in 35 snaps in a start at Nevada on Oct. 22 ... Earned the start again at Fresno State on Oct. 29 and came up with an assisted tackle ... Played statless special teams snaps against UNLV on Nov. 5 ... Did not record a stat in 17 snaps in a reserve role vs. San José State on Nov. 12 ... Logged an assisted tackle in 18 defensive snaps at New Mexico on Nov. 18 ... Had another solo tackle in four snaps vs. Air Force on Nov. 26 ... Had a pass breakup in 10 snaps off the bench against Middle Tennessee in the EasyPost Hawai'i Bowl on Dec. 24.
- **2021 (Sophomore):** Had 32 tackles (30 solo) and seven pass breakups in 14 games this season, including eight starts ... Ranked in a tie for ninth in the MW in pass breakups (7) ... Played significant time off the bench (61 of 85 snaps) against New Mexico State on Sept. 4, recording eight solo tackles and four pass breakups after entering the game with two stops in seven career games ... The four pass breakups are tied for the fifth most in a game in FBS in 2021 and tied for the eighth most in a game in school history (an Aztec has only recorded games with at least four PBUs 15 times in program history) ... Led the team in tackles for the first time of his career ... Earned his first career start at Arizona on Sept. 11, making one solo tackle in 39 snaps ... Started again vs. Utah on Sept. 18, recording five tackles (four solo) while playing 88 of the team's 93 defensive snaps ... Came up with four solo tackles in another start against Towson on Sept. 25, playing 55 of the team's 60 snaps ... Logged an assisted tackle in 35 snaps in a start against New Mexico on Oct. 9 ... Came up with a pair of solo tackles in a start and 71 snaps at San José State on Oct. 15 ... Registered one tackle in nine tackles off the bench at Air Force on Oct. 23 ... Had two solo tackles and a pass breakup in 44 snaps off the bench against Fresno State on Oct. 30 ... Earned the start at Hawai'i on Nov. 6, making one solo tackle in 39 snaps ... Came up with five tackles (all solo), including two pass breakups, in 57 snaps in a start against Nevada on Nov. 13 ... Did not record a stat in 20 defensive snaps at UNLV on Nov. 19 ... Played 13 statless snaps off the bench against Boise State on Nov. 26. ... Played four snaps without recording a stat vs. Utah State on Dec. 4 in the Mountain West Championship game ... Had two solo tackles in a start in seven snaps against No. 24/25 UTSA in the Tropical Smoothie Frisco Bowl on Dec. 21.
- **2020 (Freshman):** Played in seven games, mainly on special teams ... Recorded two solo tackles ... Was on the travel squad for the opener against UNLV on Oct. 24 but did not play ... Made his collegiate debut the following week at Utah State (Oct. 31) without recording a stat ... Also logged statless time on special teams in each of the next three games ... Recorded his

first career tackle Nov. 28 on special teams at Colorado ... Also had a tackle in the next game vs. Colorado State on Dec. 5 ... Logged statless time on special teams in the finale at No. 14/16 Brigham Young on Dec. 12.

- **2019 (Redshirt):** Redshirted his first season on The Mesa.
- **High School:** Played three seasons at nearby Mira Mesa High School ... According to MaxPreps, as a dual-threat quarterback, was 314-for-536 for 4,589 yards and 40 touchdowns against just 11 interceptions, while running for 1,891 yards and 23 touchdowns on 281 carries (6.7 avg.) ... Best season statistically in 2018, where he led the Marauders to a 10-3 overall record, going 111-for-176 (63.1 pct.) for 1,865 yards and 20 touchdowns with just one interception ... Also rushed for 966 yards and 15 touchdowns on 176 carries (5.5 avg.) ... A three-star recruit by 247sports as a dual-threat quarterback with a scout grade of 81, and a two-star dual-threat quarterback by Rivals ... Also was a star point guard on the Mira Mesa basketball team.
- **Personal:** Noah B Tumblin was born April 4, 2001 in San Diego ... Son of Jesse and Nikya Tumblin ... Chose San Diego State over offers from Brigham Young, Cal Poly and San Diego ... Is majoring in communication.

Tumblin's Career Statistics

Season	GP	GS	UA	A	TT	TFL	Sk	Int.	PBU	FF	FR
2020	7	0	2	0	2	0.0	0.0	0	0	0	0
2021	14	8	30	2	32	0.0	0.0	0	7	0	0
2022	13	5	8	3	11	0.0	0.0	1	2	0	0
Career	34	13	40	5	45	0.0	0.0	1	9	0	0

Career Highs: Tackles: 8 vs. New Mexico State (9/4/21); Interceptions: 1 vs. Arizona (9/3/22); Pass Breakups: 4 vs. New Mexico State (9/4/21).

Tumblin's Career Game-by-Game

Date	Opponent	GP	GS	UA	A	TT	TFL	Sk.	Int.	PBU	FF	FR
0.24.20	UNLV*	--- Did Not Play ---										
0.31.20	at Utah State*	1	0	0	0	0	0.0	0.0	0	0	0	0
N.6.20	San José State*	1	0	0	0	0	0.0	0.0	0	0	0	0
N.14.20	Hawai'i*	1	0	0	0	0	0.0	0.0	0	0	0	0
N.21.20	at Nevada*	1	0	0	0	0	0.0	0.0	0	0	0	0
N.28.20	at Colorado	1	0	1	0	1	0.0	0.0	0	0	0	0
D.5.20	Colorado State*	1	0	1	0	1	0.0	0.0	0	0	0	0
D.12.20	at No. 14/16 Brigham Young	1	0	0	0	0	0.0	0.0	0	0	0	0
S.4.21	New Mexico State	1	0	8	0	8	0.0	0.0	0	4	0	0
S.11.21	at Arizona	1	1	1	0	1	0.0	0.0	0	0	0	0
S.18.21	Utah	1	1	4	1	5	0.0	0.0	0	0	0	0
S.25.21	Towson	1	1	4	0	4	0.0	0.0	0	0	0	0
0.9.21	New Mexico*	1	1	0	1	1	0.0	0.0	0	0	0	0
0.15.21	at San José State*	1	1	2	0	2	0.0	0.0	0	0	0	0
0.23.21	at Air Force*	1	0	1	0	1	0.0	0.0	0	0	0	0
0.30.21	Fresno State*	1	0	2	0	2	0.0	0.0	0	1	0	0
N.6.21	at Hawai'i*	1	1	1	0	1	0.0	0.0	0	0	0	0
N.13.21	Nevada*	1	1	5	0	5	0.0	0.0	0	2	0	0
N.19.21	at UNLV*	1	0	0	0	0	0.0	0.0	0	0	0	0
N.26.21	Boise State*	1	0	0	0	0	0.0	0.0	0	0	0	0
D.4.21	Utah State!	1	0	0	0	0	0.0	0.0	0	0	0	0
D.21.21	vs. No. 24/25 UTSA%	1	1	2	0	2	0.0	0.0	0	0	0	0
S.3.22	Arizona	1	0	0	0	0	0.0	0.0	1	0	0	0
S.10.22	Idaho State	1	0	0	0	0	0.0	0.0	0	0	0	0
S.17.22	at No. 14/15 Utah	1	0	0	0	0	0.0	0.0	0	0	0	0
S.24.22	Toledo	1	1	2	0	2	0.0	0.0	0	0	0	0
S.30.22	at Boise State*	1	1	1	0	1	0.0	0.0	0	1	0	0
0.8.22	Hawai'i*	1	1	1	0	1	0.0	0.0	0	0	0	0
0.22.22	at Nevada*	1	1	3	1	4	0.0	0.0	0	0	0	0
0.29.22	Fresno State*	1	1	0	1	1	0.0	0.0	0	0	0	0
N.5.22	UNLV*	1	0	0	0	0	0.0	0.0	0	0	0	0
N.12.22	San José State*	1	0	0	0	0	0.0	0.0	0	0	0	0
N.18.22	at New Mexico*	1	0	0	1	1	0.0	0.0	0	0	0	0
N.26.22	Air Force*	1	0	1	0	1	0.0	0.0	0	0	0	0
D.24.22	vs. Middle Tennessee^	1	0	0	0	0	0.0	0.0	0	1	0	0

*Bold indicates season high. * - Mountain West game. ! - 2021 Mountain West Championship (Dignity Health Sports Park; Carson, Calif.). % - 2021 Tropical Smoothie Frisco Bowl (Toyota Stadium; Frisco, Texas). ^ -*

Health Sports Park; Carson, Calif.). % - 2021 Tropical Smoothie Frisco Bowl (Toyota Stadium; Frisco, Texas). ^ - 2022 EasyPost Hawai'i Bowl (Clarence T.C. Ching Athletics Complex; Honolulu, Hawaii).

#63 ROSS ULUGALU-MASEULI (oo-loo-gaw-loo mah-SOO-lee)

Right Guard • Soph. • 6-4 • 315 • San Diego, Calif. • Mater Dei HS

- **At San Diego State:** Talented young offensive lineman who started the 2022 season at right guard despite playing just two games in 2021 ... Enters the season the projected starting center.
- **2023 (Sophomore):** Has been named to the 2023 watch list for the Polynesian College Football Player of the Year Award, which is presented annually to the most outstanding college football player of Polynesian ancestry that epitomizes great ability and integrity.
- **2022 (Freshman):** Started and played in the team's first three games of the season at right guard before missing the next three with an injury, returning to play Oct. 22 at Nevada ... Then started at Fresno State on Oct. 29, vs. UNLV on Nov. 5 and against Middle Tennessee on Dec. 24, giving him six starts for the season ... Earned the start at right guard against Arizona on Sept. 3 in just the third game of his career ... Also started against Idaho State (Sept. 10) and at No. 14/15 Utah (Sept. 17) ... Did not dress against Toledo on Sept. 24, at Boise State on Sept. 30 or vs. Hawai'i on Oct. 8 because of an injury ... Returned to play 51 offensive snaps off the bench at Nevada on Oct. 22 ... Started and played all 63 snaps at Fresno State on Oct. 29 ... Started again vs. UNLV on Nov. 5 ... Did not play vs. San José State on Nov. 12, again at New Mexico on Nov. 18 or vs. Air Force on Nov. 26 ... Returned to start and play all 76 snaps against Middle Tennessee in the EasyPost Hawai'i Bowl on Dec. 24.
- **2021 (Redshirt):** Played in a pair of games to end the season, logging time against Utah State on Dec. 4 in the Mountain West Championship game and seeing snaps vs. No. 24/25 UTSA in the Tropical Smoothie Frisco Bowl.
- **High School:** Played his senior season in the spring at powerhouse Mater Dei High School in Santa Ana, Calif., helping the Monarchs to a perfect 5-0 record ... Also prepped at JSerra Catholic High School in San Juan Capistrano, Calif., in 2019 and Cathedral Catholic High School in San Diego, Calif., in 2018 ... Helped Cathedral Catholic HS to a 12-2 record and league title (4-0) as a sophomore ... Was a three-star recruit by Rivals, 247sports and ESPN ... Received a scout grade of 84 by 247spots and 76 from ESPN ... Ranked 77th talent-rich California according to ESPN and 84th by 247sports.
- **Personal:** Ross Ulugalu-Maseuli was born Nov. 2, 2002, in La Mesa, Calif. ... Son of Faustina Maseuli ... Picked San Diego State over numerous offers, including Alabama, Michigan, USC, Oregon, Miami, Washington State, Arizona, Kansas, Fresno State and Hawai'i ... Is undecided on a major.

Ulugalu-Maseuli's Career Statistics

Season	GP	GS
2021	2	0
2022	7	6
Career	9	6

Ulugalu-Maseuli's Career Game-by-Game (Games Played Only)

Date	Opponent	GP	GS/POS
D.4.21	Utah State!	1	
D.21.21	vs. No. 24/25 UTSA%	1	
S.3.22	Arizona	1	RG
S.10.22	Idaho State	1	RG
S.17.22	at No. 14/15 Utah	1	RG
S.24.22	Toledo	--- DNP - Inj. ---	
S.30.22	at Boise State*	--- DNP - Inj. ---	
0.8.22	Hawai'i*	--- DNP - Inj. ---	
0.22.22	at Nevada*	1	
0.29.22	at Fresno State*	1	RG
N.5.22	UNLV*	1	RG
N.12.22	San José State*	--- DNP - Inj. ---	
N.18.22	at New Mexico*	--- DNP - Inj. ---	
N.26.22	Air Force*	--- DNP - Inj. ---	
D.24.22	vs. Middle Tennessee^	1	RG

** - Mountain West game. ! - 2021 Mountain West Championship (Dignity Health Sports Park; Carson, Calif.). % - 2021 Tropical Smoothie Frisco Bowl (Toyota Stadium; Frisco, Texas). ^ -*

2022 EasyPost Hawai'i Bowl (Clarence T.C. Ching Athletics Complex; Honolulu, Hawaii).

#14 PHILLIPPE WESLEY (fuh-leap)

WR • Soph. • 6-0 • 190 • Grandview, Mo. • St. Bernard HS (Calif.)

- **At San Diego State:** Is coming off a great fall camp ... Had made a big leap and appears to be ready to start at the 'Z' receiver.
- **2022 (Freshman):** Caught one pass for nine yards, playing in three games ... Played in just nine snaps on the season ... Did not play in the opener against Arizona on Sept. 3 ... Played four snaps against Idaho State on Sept. 10 without recording a stat ... Caught a 9-yard pass in just two snaps at No. 14/15 Utah on Sept. 17 ... Also played three snaps at New Mexico on Nov. 18.
- **2021 (Redshirt):** Redshirted his first season with the Aztecs.
- **High School:** Did not play his final year at St. Bernard High School, where the Vikings' 2020 football schedule was postponed to the spring 2021 due to the COVID-19 pandemic ... Won three letters at Bishop Miege High in Overland Park, Kan. ... Played wide receiver and cornerback, helping the Stags capture three straight Kansas Division 4A state championships from 2017-19 ... Was part of a prolific offense that outscored the opposition by an average score of 59-15 in 15 state playoff games during that span, according to MaxPreps ... Also played baseball at Bishop Miege High ... Was rated a three-star recruit by 247Sports and ESPN and was regarded as a two-star prospect by Rivals ... Received a scout grade of 86 by 247Sports and a 75 by ESPN.
- **Personal:** Phillippe Jabbar Wesley II was born July 2, 2003, in Kansas City, Mo. ... Son of Jabbar and Meka Wesley ... Picked the Aztecs over offers from Arizona State, Kansas, Columbia, Princeton and Yale ... Also drew interest from Baylor, Minnesota, Missouri and UNLV ... Fellow incoming recruit New Zealand Williams also attended St. Bernard High, but graduated early and joined the Aztecs for the 2021 spring season ... Is majoring in business.

Wesley's Career Statistics

Receiving

Season	GP	GS	Rec.	Yds.	Avg.	Long	TD
2022	3	0	1	9	9.0	9	0
Career	3	0	1	9	9.0	9	0

Career Highs: Receptions: 1 at No. 14/15 Utah (9/17/22); Receiving Yards: 9 at No. 14/15 Utah (9/17/22); Long Reception: 1 at No. 14/15 Utah (9/17/22).

Wesley's Career Game-by-Game (Games Played Only)

Receiving

Date	Opponent	GP	GS	No.	Yds.	Avg.	Lg.	TD	TD Lengths
S.10.22	Idaho State	1	0	0	0	0.0	0	0	
S.17.22	No. 14/15 Utah	1	0	1	9	9.0	9	0	
N.18.22	at New Mexico*	1	0	0	0	0.0	0	0	

*Bold indicates season high. * - Mountain West game.*

#47 TREY WHITE

Linebacker • RS-Freshman • 6-1 • 240 • San Diego, Calif. • Eastlake HS

- **At San Diego State:** Young, physical linebacker with a ton of potential ... Enters the season as the backup 'Sam' linebacker behind senior Cooper McDonald.
- **2022 (Redshirt):** Was named the team's special teams scout team player of the year ... Played the final three games of the season, saving his redshirt campaign ... Had one solo tackle and a quarterback hurry ... Played 16 snaps overall ... Made his collegiate debut on Nov. 18 at New Mexico, playing three statless snaps late ... Also played on special teams against Air Force on Nov. 24 ... Had his first career tackle and a quarterback hurry against Middle Tennessee on Dec. 24 in the EasyPost Hawai'i Bowl.
- **High School:** Was a three-year letter winner at nearby Eastlake High School in Chula Vista, Calif. ... Was a three-time first-team all-league selection and won the Spring 2021 Mesa League Defensive Player of the Year ... Also was a two-time team MVP ... Totaled 64 tackles (45 solo) as a senior (according to MaxPreps) with 13 sacks, 19 quarterback hurries, a forced fumble and two pass breakups ... Ended up with 26 sacks for his career ... Competed in one year of track & field at EHS ... Was a three-star recruit by 247sports and ESPN, and a two-star recruit by Rivals ... Received a scout grade of 83 by 247sports and 74 by ESPN.
- **Personal:** Treyton Joseph White was born May 25, 2004, in Chula Vista, Calif. ... Son of Joe

and Deanna White ... Chose San Diego State over offers from Arizona, Northern Arizona, Columbia and Pennsylvania ... Also was recruited by Air Force, Army West Point, Cal Poly, Yale and Princeton ... Plans on majoring in either business or kinesiology ... Favorite athletes are NFL players Adrian Peterson and Shaquill Barrett.

White's Career Statistics

Season	GP	GS	UA	A	TT	TFL	Sk	Int.	PBU	FF	FR
2022	3	0	1	0	1	0.0	0.0	0	0	0	0
Career	3	0	1	0	1	0.0	0.0	0	0	0	0

Career Highs: Tackles: 1 vs. Middle Tennessee (12/24/22).

White's Career Game-by-Game (Games Played Only)

Date	Opponent	GP	GS	UA	A	TT	TFL	Sk.	Int.	PBU	FF	FR
N.18.22	at New Mexico*	1	0	0	0	0	0.0	0.0	0	0	0	0
N.26.22	Air Force*	1	0	0	0	0	0.0	0.0	0	0	0	0
D.24.22	vs. Middle Tennessee^	1	0	1	0	1	0.0	0.0	0	0	0	0

* - Mountain West game. ^ - 2022 EasyPost Hawai'i Bowl (Clarence T.C. Ching Athletics Complex; Honolulu, Hawaii).

2022 STATISTICS

Overall: 7-6

MW: 5-3

Home: 5-2

Road: 2-3

Neutral: 0-1

Team Statistics

	SDSU	OPP
Scoring	279	267
Points per game	21.5	20.5
Points Off Turnovers	37	61
First Downs	206	226
Rushing	88	85
Passing	106	121
Penalty	12	20
Rushing Yardage	1864	1480
Yards gained rushing	2200	1913
Yards lost rushing	336	433
Rushing attempts	471	436
Average per rush	4.0	3.4
Average per game	143.4	113.8
TDs Rushing	11	13
Passing Yardage	2360	2715
Comp-Att-Int	186-343-14	255-416-13
Average per pass	6.9	6.5
Average per catch	12.7	10.6
Average per game	181.5	208.8
TDs Passing	15	21
Total offense	4224	4195
Total plays	814	852
Average per play	5.2	4.9
Average per game	324.9	322.7
Kick returns: #-Yards	37-753	24-493
Punt returns: #-Yards	24-162	27-178
Int returns: #-Yards	13-34	14-94
Kick return average	20.4	20.5
Punt return average	6.8	6.6
Int return average	2.6	6.7
Fumbles-Lost	25-11	14-7
Penalties-Yards	96-772	67-546
Average per game	59.4	42.0
Punts-Yards	69-3147	81-3172
Average per punt	45.6	39.2
Net punt average	42.0	36.0
Kickoffs-Yards	64-4086	56-3167
Average per kick	63.8	56.6
Net kick average	40.6	36.1
Time of possession / game	30:58	29:02
3rd-down conversion	52/177	64/182
3rd-down pct	29%	35%
4rd-down conversion	15/20	4/13



4rd-down pct	75%	31%
Sacks by-Yards	36-276	27-171
Misc Yards	0	0
Touchdowns scored	31	34
Field goals - attempts	20-25	10-15
On-Side kicks	0-0	0-0
Red-zone scores	(29-35) 83%	(29-42) 69%
Red-zone touchdowns	(13-35) 37%	(22-42) 52%
PAT-attempts	(31-31) 100%	(31-31) 100%
2-point conversion-attempts	(0-0) 0%	(1-3) 33%
Attendance	204575	154291
Games / Avg per game	7/29225	5/30858
Neutral site games	-	1/6605

Score by Periods

Team	1st	2nd	3rd	4th	OT	TOT
San Diego St.	65	89	77	48	0	279
Opponents	48	65	75	79	0	267

2022 SAN DIEGO STATE STATISTICS

##	Player	gp	Tackles				Sacks	Pass defense				Fumbles			blkd	
			ua	a	tot	tfl/yds		no-yds	int-yds	brup	qbh	fr-yds	ff	kick	saf	
46	Michael Shawcroft	12	50	35	85	13-66	6.5-48		3	7		1				
33	Patrick McMorris	12	28	33	61	2.5-7		1-0	5	1	1-0					
66	Jonah Tavai	13	32	28	60	14-83	10.5-80			15		1		1		
3	Cedarius Barfield	12	27	22	49	4-11		1-0	2		1-0	2	1			
31	Davaughn Celestine	13	41	7	48	1.5-16	0.5-3	1-0	3			2				
32	Dez Malone	13	34	9	43	1-1		3-31	5							
43	Seyddrick Lakalaka	13	21	22	43	3-9	1-7		2	6						
54	Caden McDonald	13	18	25	43	8.5-27	2-16	1-3	3	9						
55	Cooper McDonald	12	26	15	41	5-24	2-14		2	8	2-2					
39	Garret Fountain	13	23	18	41	6-31	3-21		1	3	1-0					
2	Keshawn Banks	13	16	24	40	11.5-53	3.5-28		1	10						
91	Justus Tavai	13	17	21	38	5-32	3.5-26	1-0	1	1						
6	CJ Baskerville	8	20	16	36	1.5-4			3							
17	Noah Avinger	13	25	11	36	1.5-5		1-0	3	1		1				
12	Dallas Branch	13	26	8	34	5-20	1-8	3-0	2		1-0					
51	Zyrus Fiaseu	13	9	15	24	1.5-5	0.5-3			3						
19	Kyron White	11	4	9	13	1-16	1-16		1							
10	Noah Tumblyn	13	8	3	11			1-0	2							
44	Vai Kaho	11	7	3	10	1-1				1						
90	Daniel Okpoko	12	4	5	9	1.5-6	1-6			1						
18	Jalen Mayden	13	4	5	9											
34	Eric Butler	12	3	4	7											
21	Chris Johnson	12	5	1	6											
50	Ryan Wintermeyer	13	3	3	6											
27	Isaiah McElvane	11	4	1	5											
83	Mekhi Shaw	13	4	1	5						1-0					
40	Kristien Reyes	13	3	1	4											
45	Jesse Matthews	13	2	1	3											
56	DJ Herman	13	2	1	3											
93	Dylan Taylor	9	2	1	3	1-3				1						
15	Jordan Byrd	13		3	3											
14	Tyrell Shavers	13	2		2									1		
81	Mark Redman	13	1	1	2											
45	Wyatt Draeger	12		2	2											
13	Jack Browning	13	1	1	2											
57	Darrell Masaniai	7	2		2											
22	Max Garrison	13	1	1	2											
23	Kenan Christon	13	1		1											
84	Darius De Los Reyes	11		1	1											
30	Dominic Oliver	11	1		1											
20	Jatavious Magee	10	1		1											
42	Brady Anderson	3	1		1											
60	Cade Bennett	12	1		1											
38	Jaylon Armstead	10	1		1											
72	Alama Uluave	13	1		1											
24	Josh Hunter	3	1		1											
Totals		13	485	358	843	89-420	36-276	13-34	39	68	7-2	7	2	1		
Opponents		13	442	382	824	87-321	27-171	14-94	40	68	11-11	12	1	0		

GAME SUMMARIES

Game	Score	Score by Quarters					First Downs				Rushing				Passing				Total Off.		Return Yds	Punting No-Avg.	Fumbles No-Lost	Pen. No-Yds.	Third Downs	Avg. F. Pos.	
		1	2	3	4	OT	Tot	Ru	Pa	Pn	Att	Yds	TD	C-A-I	Yds	TD	Att	Yds	Yds	No-Avg.						No-Yds.	Downs
Arizona	38	10	14	7	7	-	25	9	15	1	39	162	1	22-35-1	299	4	74	461	41	3-93	1-1	4-35	6-13	UA 28	32-37		
at SDSU	20	0	10	10	0	-	14	8	5	1	42	170	0	7-16-1	62	1	58	232	87	5-179	1-1	6-37	2-11	SD 34	27-23		
Idaho State	7	7	0	0	0	-	14	4	9	1	33	80	0	24-40-0	258	1	73	338	20	11-27.9	1-0	7-50	6-19	IS 17	30-40		
at SDSU	38	14	7	3	14	-	19	12	6	1	43	380	3	15-26-0	108	1	69	488	130	6-47.5	5-2	8-65	5-14	SD35	29-20		
at Utah	35	0	21	14	0	-	22	11	10	1	38	174	1	18-30-0	224	4	68	398	82	5-38.2	0-0	3-30	8-15	UU35	31-16		
SDSU	7	0	0	0	7	-	9	5	2	2	34	113	0	7-21-1	60	1	53	173	46	8-45.6	0-0	5-34	3-15	SD31	28-44		
Toledo	14	0	0	0	14	-	24	7	14	3	34	137	1	22-40-3	254	1	74	376	59	6-40.8	1-1	6-53	6-13	TOL21	31-47		
at SDSU	17	0	7	3	7	-	14	9	4	1	33	236	2	13-24-1	65	0	57	282	92	9-40.4	0-0	11-103	1-12	SD36	28-13		
at Boise State	35	0	0	21	14	-	20	16	4	0	44	316	5	14-22-1	134	0	66	450	37	8-36.6	1-0	9-66	6-14	BSU31	31-53		
SDSU	13	6	7	0	0	-	6	5	1	0	35	81	0	2-16-1	33	0	51	114	102	10-49.5	3-0	10-55	1-14	SD28	28-07		
Hawai'i	14	0	0	7	7	-	17	8	9	0	24	146	1	20-34-0	326	1	58	342	93	7-45.1	2-1	2-11	3-10	UH22	23-50		
at SDSU	16	0	3	7	6	-	22	6	15	1	35	95	0	24-36-0	322	1	71	417	10	5-44.8	0-0	4-33	7-16	SD22	36-10		
at Nevada	7	0	7	0	0	-	14	2	9	3	21	35	0	23-41-1	192	1	62	227	55	7-30.3	1-1	7-53	3-14	NV22	25-43		
SDSU	23	10	3	10	0	-	16	10	5	1	31	161	1	12-25-0	156	0	64	317	56	5-47.4	1-1	11-91	6-16	SD34	34-17		
at Fresno State	32	3	7	7	15	-	23	2	21	0	26	-3	1	34-45-2	394	3	71	391	30	3-36.7	0-0	5-49	9-15	FS 45	30-15		
SDSU	28	7	14	7	0	-	22	6	14	2	38	158	2	19-25-2	291	2	63	449	72	1-55	2-2	8-65	6-11	SD22	29-01		
UNLV	10	0	0	7	3	-	14	8	6	0	34	118	0	17-27-2	207	1	61	325	61	7-41.4	3-2	4-36	5-14	UNLV 28	25-56		
at SDSU	14	0	7	7	0	-	20	8	10	2	41	99	0	19-33-1	216	2	72	315	18	6-50.2	2-0	2-15	4-14	SD30	34-04		
San Jose State	27	14	0	6	7	-	14	4	7	3	21	28	1	19-33-1	195	3	54	223	84	5-36.8	0-0	6-61	1-5	SI 36	20-30		
at SDSU	43	7	17	14	5	-	23	11	12	0	45	157	1	17-23-1	268	3	68	425	125	2-38.0	1-0	7-70	7-76	SD 36	39-30		
at New Mexico	10	7	3	0	0	-	9	2	5	2	26	134	0	15-23-1	112	1	49	209	84	7-39.4	0-0	5-30	0-10	NM 26	25-22		
SDSU	34	7	14	10	3	-	18	9	9	0	38	177	2	16-26-1	282	2	64	459	47	2-52.5	0-0	3-40	7-15	SD 33	34-38		
Air Force	7	0	3	3	3	-	14	11	0	3	66	271	1	1-3-0	14	0	69	285	0	5-36.2	0-0	3-25	4-17	AF 32	39-13		
SDSU	3	0	0	3	0	-	8	0	8	0	15	-1	3	16-31-2	188	0	46	187	72	6-46.0	0-0	1-5	0-10	SD 28	20-47		
Middle Tennessee	25	0	13	3	9	-	15	0	12	3	30	-66	0	26-43-1	236	2	73	170	62	7-54.7	0-0	5-50	3-17	MTSU 45	27-39		
SDSU	23	14	0	3	6	-	15	4	10	1	32	55	0	19-43-3	309	2	75	364	104	4-48.8	0-0	9-90	4-16	SD 24	32-21		

2022 RED ZONE STATISTICS

San Diego St. Inside Opponent Red-Zone

Date	Opponent	Score	Times	Times	Total					Failed to score inside RZ					
			In RZ	Scored	Pts	TDs	Rush TDs	Pass TDs	FGs Made	FGA	Down	Int	Fumb	Half	Game
09/03/2022	Arizona	L 20-38	4	3	13	1	0	1	2	2	0	0	1	0	0
09/10/2022	Idaho St.	W 38-7	4	3	17	2	1	1	1	1	0	0	1	0	0
09/17/2022	at Utah	L 7-35	1	1	7	1	0	1	0	0	0	0	0	0	0
09/24/2022	Toledo	W 17-14	1	1	7	1	1	0	0	0	0	0	0	0	0
09/30/2022	at Boise St.	L 13-35	2	2	6	0	0	0	2	2	0	0	0	0	0
10/08/2022	Hawaii	W 16-14	4	3	13	1	0	1	2	3	0	0	0	0	0
10/22/2022	at Nevada	W 23-7	3	3	9	0	0	0	3	3	0	0	0	0	0
10/29/2022	at Fresno St.	L 28-32	2	2	14	2	1	1	0	0	0	0	0	0	0
11/05/2022	UNLV	W 14-10	1	0	0	0	0	0	0	0	0	0	0	0	1
11/12/2022	San Jose St.	W 43-27	5	5	27	3	1	2	2	2	0	0	0	0	0
11/18/2022	at New Mexico	W 34-10	2	2	10	1	1	0	1	1	0	0	0	0	0
11/26/2022	Air Force	L 3-13	3	1	3	0	0	0	1	1	0	2	0	0	0
12/24/2022	vs Middle Tenn.	L 23-25	3	3	13	1	0	1	2	2	0	0	0	0	0
Totals 29 of 35 (82.9%)			35	29	139	13	5	8	16	17	0	2	2	0	1

Opponents Inside San Diego St. Red-Zone

Date	Opponent	Score	Times	Times	Total					Failed to score inside RZ					
			In RZ	Scored	Pts	TDs	Rush TDs	Pass TDs	FGs Made	FGA	Down	Int	Fumb	Half	Game
09/03/2022	Arizona	L 20-38	5	5	31	4	1	3	1	1	0	0	0	0	0
09/10/2022	Idaho St.	W 38-7	2	0	0	0	0	0	0	0	2	0	0	0	0
09/17/2022	Utah	L 7-35	4	4	28	4	1	3	0	0	0	0	0	0	0
09/24/2022	Toledo	W 17-14	4	2	14	2	1	1	0	1	0	0	1	0	0
09/30/2022	Boise St.	L 13-35	2	2	14	2	2	0	0	0	0	0	0	0	0
10/08/2022	Hawaii	W 16-14	0	0	0	0	0	0	0	0	0	0	0	0	0
10/22/2022	Nevada	W 23-7	2	1	7	1	0	1	0	0	1	0	0	0	0
10/29/2022	Fresno St.	L 28-32	8	4	25	3	1	2	1	2	1	2	0	0	0
11/05/2022	UNLV	W 14-10	3	1	3	0	0	0	1	1	0	2	0	0	0
11/12/2022	San Jose St.	W 43-27	2	2	14	2	1	1	0	0	0	0	0	0	0
11/18/2022	New Mexico	W 34-10	1	1	7	1	1	0	0	0	0	0	0	0	0
11/26/2022	Air Force	L 3-13	4	3	13	1	1	0	2	2	1	0	0	0	0
12/24/2022	Middle Tenn.	L 23-25	5	4	19	2	0	2	2	3	0	0	0	0	0
Totals 29 of 42 (69.0%)			42	29	175	22	9	13	7	10	5	4	1	0	0

2022 SAN DIEGO STATE GAME-BY-GAME STATISTICS

Date	Opponent	Rushing				Receiving				Passing				Kick Returns				Punt Returns				tot off
		no.	yds	td	lg	no.	yds	td	lg	cmp-att-int	yds	td	lg	no.	yds	td	lg	no.	yds	td	lg	
09/03/2022	Arizona	42	170	0	19	7	62	1	15	7-16-1	62	1	15	3	64	0	29	1	22	1	22	232
09/10/2022	Idaho St.	43	380	3	61	15	108	1	16	15-26-0	108	1	16	2	57	0	36	7	73	1	66	488
09/17/2022	at Utah	34	113	0	18	7	60	1	18	7-21-1	60	1	18	3	46	0	23	1	7	0	7	173
09/24/2022	Toledo	33	216	2	43	13	65	0	16	13-24-1	65	0	16	3	76	0	31	2	13	0	10	281
09/30/2022	at Boise St.	36	84	0	16	2	33	0	26	2-16-1	33	0	26	2	22	0	20	1	35	1	36	117
10/08/2022	Hawaii	35	95	0	16	24	322	1	42	24-36-0	322	1	42	0	0	0	0	1	10	0	10	417
10/22/2022	at Nevada	39	161	1	32	12	156	0	22	12-25-0	156	0	22	2	56	0	33	0	0	0	0	317
10/29/2022	at Fresno St.	38	158	2	33	19	291	2	49	19-25-2	291	2	49	5	70	0	27	3	-2	0	0	449
11/05/2022	UNLV	41	99	0	17	19	216	2	28	19-31-1	216	2	28	2	12	0	11	3	6	0	9	315
11/12/2022	San Jose St.	45	157	1	21	17	268	3	66	17-23-1	268	3	66	4	125	1	95	0	0	0	0	425
11/18/2022	at New Mexico	38	177	2	49	16	282	2	63	16-26-1	282	2	63	2	41	0	27	2	6	0	8	459
11/26/2022	Air Force	15	-1	0	9	16	188	0	40	16-31-2	188	0	40	4	83	0	37	2	-11	0	0	187
12/24/2022	vs Middle Tenn.	32	55	0	27	19	309	2	73	19-43-3	309	2	73	5	101	0	25	1	3	0	3	364
San Diego St.		471	1864	11	61	186	2360	15	73	186-343-14	2360	15	73	37	753	1	95	24	162	3	66	4224
Opponents		436	1480	13	63	255	2715	21	75	255-416-13	2715	21	75	24	493	0	38	27	178	0	22	4195

San Diego St. Averages

Games	Avg/ rush	Avg/ catch	Pass effic	KR avg	PR avg	All purpose avg/game	Total offense avg/game
13	4.0	12.7	118.3	20.4	6.8	397.9	324.9

Date	Opponent	Tackles				Sacks no-yds	Fumble		Pass Defense			blkd kick	PAT attempts			off		
		ua	a total	tfl-yds	ff		fr-yds	int-yds	qbh	brup	kick		rush	rcv	saf	t/o	pts	
09/03/2022	Arizona	40	38	78	4.0-14	1-6	1	1-0	1-0	4	1	0	2-2	0	0	0	7	20
09/10/2022	Idaho St.	42	28	70	9.0-23	2-8	0	0-0	0-0	9	6	0	5-5	0	0	0	0	38
09/17/2022	at Utah	48	16	64	3.0-26	2-23	0	1-0	0-0	5	5	0	1-1	0	0	0	7	7
09/24/2022	Toledo	42	30	72	6.0-16	2-9	1	1-2	3-3	9	5	0	2-2	0	0	0	0	17
09/30/2022	at Boise St.	40	24	64	4.0-18	1-7	1	0-0	1-31	3	4	1	1-1	0	0	0	3	13
10/08/2022	Hawaii	30	28	58	3.0-11	0-0	0	1-0	0-0	9	3	0	1-1	0	0	0	0	16
10/22/2022	at Nevada	33	24	57	10.0-41	3-24	1	1-0	1-0	5	5	0	2-2	0	0	0	10	23
10/29/2022	at Fresno St.	32	30	62	9.0-53	7-50	0	0-0	2-0	5	1	1	4-4	0	0	0	7	28
11/05/2022	UNLV	37	32	69	7.0-26	3-17	2	2-0	2-0	2	2	0	2-2	0	0	0	0	14
11/12/2022	San Jose St.	28	16	44	8.0-45	5-37	0	0-0	1-0	3	4	0	5-5	0	0	1	3	43
11/18/2022	at New Mexico	24	34	58	7.0-30	2-18	0	0-0	1-0	4	0	0	4-4	0	0	0	0	34
11/26/2022	Air Force	46	38	84	7.0-20	1-1	0	0-0	0-0	1	0	0	0-0	0	0	0	0	3
12/24/2022	vs Middle Tenn.	43	20	63	12.0-97	7-76	1	0-0	1-0	9	3	0	2-2	0	0	0	0	23
San Diego St.		485	358	843	89.0-420	36-276	7	7-2	13-34	68	39	2	31-31	0	0	1	37	279
Opponents		442	382	824	87.0-321	27-171	12	11-11	14-94	68	40	1	31-31	0	1	0	61	267

Date	Opponent	Punting									Field Goals			Kickoffs				
		no.	yds	avg	long	blkd	tb	fc	50+	i20	md-att	long	blkd	no.	yds	avg	tb	ob
09/03/2022	Arizona	5	179	35.8	57	1	0	0	2	1	2-2	44	0	5	325	65.0	4	0
09/10/2022	Idaho St.	6	285	47.5	59	0	0	1	2	6	1-1	20	0	7	460	65.7	6	0
09/17/2022	at Utah	8	365	45.6	55	0	0	1	1	3	0-0	0	0	2	130	65.0	2	0
09/24/2022	Toledo	9	364	40.4	56	0	0	3	1	6	1-1	50	0	4	257	64.3	2	0
09/30/2022	at Boise St.	10	485	48.5	55	0	1	2	4	2	2-2	25	0	4	259	64.8	3	0
10/08/2022	Hawaii	5	224	44.8	53	0	0	2	1	3	3-4	45	0	5	304	60.8	0	0
10/22/2022	at Nevada	5	237	47.4	59	0	2	1	2	0	3-3	30	0	6	384	64.0	3	0
10/29/2022	at Fresno St.	1	55	55.0	55	0	0	1	1	0	0-0	0	0	5	318	63.6	3	1
11/05/2022	UNLV	6	301	50.2	61	0	0	3	3	3	0-2	0	0	3	176	58.7	0	0
11/12/2022	San Jose St.	2	76	38.0	39	0	0	1	0	2	2-2	31	0	8	504	63.0	3	0
11/18/2022	at New Mexico	2	105	52.5	63	0	1	1	1	1	2-2	46	0	7	449	64.1	4	0
11/26/2022	Air Force	6	276	46.0	57	0	0	2	1	1	1-2	26	0	2	130	65.0	2	0
12/24/2022	vs Middle Tenn.	4	195	48.8	57	0	0	0	2	0	3-4	52	0	6	390	65.0	6	0
San Diego St.		69	3147	45.6	63	1	4	18	21	28	20-25	52	0	64	4086	63.8	38	1
Opponents		81	3172	39.2	69	2	7	28	10	19	10-15	49	1	56	3167	56.6	14	3

2022 OPPONENT GAME-BY-GAME STATISTICS

Date	Opponent	Rushing				Receiving				Passing				Kick Returns				Punt Returns				tot off		
		no.	yds	td	lg	no.	yds	td	lg	cmp	att	int	yds	td	lg	no.	yds	td	lg	no.	yds		td	lg
09/03/2022	Arizona	39	162	1	17	22	299	4	38	22	35	1	299	4	38	1	18	0	18	2	23	0	16	461
09/10/2022	Idaho St.	33	80	0	14	24	258	1	75	24	40	0	258	1	75	1	20	0	20	0	0	0	0	338
09/17/2022	at Utah	38	174	1	24	18	224	4	30	18	30	0	224	4	30	0	0	0	0	7	69	0	17	398
09/24/2022	Toledo	34	122	1	10	22	254	1	36	22	40	3	254	1	36	2	35	0	19	2	24	0	15	376
09/30/2022	at Boise St.	44	316	5	39	14	134	0	53	14	22	1	134	0	53	1	17	0	17	5	10	0	7	450
10/08/2022	Hawaii	24	146	1	27	20	196	1	66	20	34	0	196	1	66	5	93	0	20	3	0	0	2	342
10/22/2022	at Nevada	21	35	0	27	23	192	1	26	23	41	1	192	1	26	3	55	0	22	2	0	0	0	227
10/29/2022	at Fresno St.	26	-3	1	12	34	394	3	39	34	45	2	394	3	39	1	30	0	30	0	0	0	0	391
11/05/2022	UNLV	34	118	0	22	17	207	1	70	17	27	2	207	1	70	3	57	0	24	2	4	0	4	325
11/12/2022	San Jose St.	21	28	1	16	19	195	3	32	19	33	1	195	3	32	4	84	0	25	0	0	0	0	223
11/18/2022	at New Mexico	26	97	1	51	15	112	0	21	15	23	1	112	0	21	3	84	0	38	0	0	0	0	209
11/26/2022	Air Force	66	271	1	63	1	14	0	14	1	3	0	14	0	14	0	0	0	0	1	0	0	0	285
12/24/2022	vs Middle Tenn.	30	-66	0	7	26	236	2	30	26	43	1	236	2	30	0	0	0	0	3	48	0	22	170
Opponents		436	1480	13	63	255	2715	21	75	255	416	13	2715	21	75	24	493	0	38	27	178	0	22	4195
San Diego St.		471	1864	11	61	186	2360	15	73	186	343	14	2360	15	73	37	753	1	95	24	162	3	66	4224

Opponents Averages

Games	Avg/ rush	Avg/ catch	Pass effc	KR avg	PR avg	All purpose avg/game	Total offense avg/game
13	3.4	10.6	126.5	20.5	6.6	381.5	322.7

Date	Opponent	Tackles				Sacks	Fumble		Pass Defense			blkd kick	PAT attempts			off		
		ua	a	total	tfl-yds		no-yds	ff	fr-yds	int-yds	qbh		brup	kick	rush	rcv	saf	t/o
09/03/2022	Arizona	34	30	64	4.0-18	2-13	1	1-0	1-20	2	3	1	5-5	0	0	0	7	38
09/10/2022	Idaho St.	41	28	69	6.0-13	0-0	2	2-8	0-0	7	1	0	1-1	0	0	0	0	7
09/17/2022	at Utah	29	26	55	7.0-19	2-9	1	1-0	1-13	6	3	0	5-5	0	0	0	14	35
09/24/2022	Toledo	28	34	62	7.0-25	1-8	0	0-0	1-0	5	3	0	2-2	0	0	0	0	14
09/30/2022	at Boise St.	34	14	48	8.0-46	4-35	3	0-0	1-0	1	4	0	5-5	0	0	0	7	35
10/08/2022	Hawaii	36	34	70	6.0-26	2-17	0	0-0	0-0	7	3	0	2-2	0	0	0	0	14
10/22/2022	at Nevada	42	20	62	6.0-13	2-8	1	1-3	0-0	6	1	0	1-1	0	0	0	0	7
10/29/2022	at Fresno St.	33	38	71	4.0-12	1-5	3	3-0	2-28	2	3	0	3-3	0	1	0	7	32
11/05/2022	UNLV	43	30	73	11.0-48	6-28	1	0-0	1-0	4	5	0	1-1	0	0	0	0	10
11/12/2022	San Jose St.	33	38	71	7.0-17	2-8	0	0-0	1-3	3	2	0	3-3	0	0	0	7	27
11/18/2022	at New Mexico	34	38	72	6.0-14	1-3	0	0-0	1-0	3	1	0	1-1	0	0	0	0	10
11/26/2022	Air Force	18	30	48	7.0-38	2-20	0	1-0	2-16	9	4	0	1-1	0	0	0	3	13
12/24/2022	vs Middle Tenn.	37	22	59	8.0-32	2-17	0	2-0	3-14	13	7	0	1-1	0	0	0	16	25
Opponents		442	382	824	87.0-321	27-171	12	11-11	14-94	68	40	1	31-31	0	1	0	61	267
San Diego St.		485	358	843	89.0-420	36-276	7	7-2	13-34	68	39	2	31-31	0	0	1	37	279

Date	Opponent	Punting							Field Goals			Kickoffs						
		no.	yds	avg	long	blkd	tb	fc	50+	i20	md-att	long	blkd	no.	yds	avg	tb	ob
09/03/2022	Arizona	3	93	31.0	47	1	1	0	0	0	1-1	25	0	7	411	58.7	3	1
09/10/2022	Idaho St.	11	400	36.4	46	0	1	2	0	1	0-0	0	0	2	104	52.0	0	0
09/17/2022	at Utah	5	191	38.2	44	0	0	3	0	1	0-0	0	0	6	359	59.8	3	0
09/24/2022	Toledo	6	245	40.8	52	0	0	1	1	1	0-1	0	0	3	172	57.3	0	0
09/30/2022	at Boise St.	8	293	36.6	59	1	1	4	1	1	0-0	0	0	6	362	60.3	4	0
10/08/2022	Hawaii	7	316	45.1	59	0	2	3	2	3	0-0	0	0	3	175	58.3	1	2
10/22/2022	at Nevada	7	212	30.3	45	0	0	2	0	2	0-0	0	0	2	130	65.0	0	0
10/29/2022	at Fresno St.	3	108	36.0	42	0	0	0	0	1	1-2	35	1	5	278	55.6	0	0
11/05/2022	UNLV	7	290	41.4	49	0	0	1	0	2	1-1	29	0	3	147	49.0	1	0
11/12/2022	San Jose St.	5	184	36.8	42	0	0	5	0	0	0-0	0	0	6	265	44.2	0	0
11/18/2022	at New Mexico	7	276	39.4	51	0	0	4	1	3	1-1	39	0	2	110	55.0	0	0
11/26/2022	Air Force	5	181	36.2	43	0	0	2	0	1	2-4	32	0	4	218	54.5	0	0
12/24/2022	vs Middle Tenn.	7	383	54.7	69	0	2	1	5	3	4-5	49	0	7	436	62.3	2	0
Opponents		81	3172	39.2	69	2	7	28	10	19	10-15	49	1	56	3167	56.6	14	3
San Diego St.		69	3147	45.6	63	1	4	18	21	28	20-25	52	0	64	4086	63.8	38	1

2022 GAME-BY-GAME COMPARISON

Opponent	Score	First Downs			Pen	Rushing Number-Yards	Passing		Total Offense Plays-Yards	Return Yards	Turn- Overs
		Total	Rush	Pass			Comp-Att.-Int	Yards			
Arizona	20-38	14 / 25	8 / 9	5 / 15	1 / 1	42-170 / 39-162	7-16-1 / 22-35-1	62 / 299	58-232 / 74-461	86 / 61	2 / 2
Idaho St.	38-7	19 / 14	12 / 4	6 / 9	1 / 1	43-380 / 33-80	15-26-0 / 24-40-0	108 / 258	69-488 / 73-338	130 / 28	2 / 0
Utah	7-35	9 / 22	5 / 11	2 / 10	2 / 1	34-113 / 38-174	7-21-1 / 18-30-0	60 / 224	55-173 / 68-398	53 / 82	2 / 1
Toledo	17-14	14 / 24	9 / 7	4 / 14	1 / 3	33-216 / 34-122	13-24-1 / 22-40-3	65 / 254	57-281 / 74-376	94 / 59	1 / 4
Boise St.	13-35	6 / 20	5 / 16	1 / 4	0 / 0	36-84 / 44-316	2-16-1 / 14-22-1	33 / 134	52-117 / 66-450	88 / 27	1 / 1
Hawaii	16-14	22 / 17	6 / 8	15 / 9	1 / 0	35-95 / 24-146	24-36-0 / 20-34-0	322 / 196	71-417 / 58-342	10 / 93	0 / 1
Nevada	23-7	16 / 14	5 / 2	10 / 9	1 / 3	39-161 / 21-35	12-25-0 / 23-41-1	156 / 192	64-317 / 62-227	56 / 58	1 / 2
Fresno St.	28-32	22 / 23	6 / 2	14 / 21	2 / 0	38-158 / 26--3	19-25-2 / 34-45-2	291 / 394	63-449 / 71-391	68 / 58	5 / 2
UNLV	14-10	20 / 15	8 / 9	10 / 6	2 / 0	41-99 / 34-118	19-31-1 / 17-27-2	216 / 207	72-315 / 61-325	18 / 61	1 / 4
San Jose St.	43-27	23 / 14	11 / 4	12 / 7	0 / 3	45-157 / 21-28	17-23-1 / 19-33-1	268 / 195	68-425 / 54-223	125 / 87	1 / 1
New Mexico	34-10	18 / 9	9 / 2	9 / 5	0 / 2	38-177 / 26-97	16-26-1 / 15-23-1	282 / 112	64-459 / 49-209	47 / 84	1 / 1
Air Force	3-13	8 / 14	0 / 11	8 / 0	0 / 3	15--1 / 66-271	16-31-2 / 1-3-0	188 / 14	46-187 / 69-285	72 / 16	3 / 0
Middle Tenn.	23-25	15 / 15	4 / 0	10 / 12	1 / 3	32-55 / 30--66	19-43-3 / 26-43-1	309 / 236	75-364 / 73-170	104 / 62	5 / 1
Totals	279-267	206 / 226	88 / 85	106 / 121	12 / 20	471-1864 / 436-1480	186-343-14 / 255-416-13	2360 / 2715	814-4224 / 852-4195	951 / 776	25 / 20

Opponents	3rd Down Conversion	4th Down Conversion	Time of Possession	TOP Margin	Avg Yds/Rush	Avg Yds/Pass	Avg Yds/Play	Punting Number-Avg	Penalties Number-Yards	Sacks
Arizona	2-11 / 6-13	2-2 / 1-2	27:23 / 32:37	-05:14	4.0 / 4.2	3.9 / 8.5	4.0 / 6.2	5-35.8 / 3-31.0	6-37.0 / 4-35.0	1 / 2
Idaho St.	5-14 / 6-19	2-2 / 0-2	29:20 / 30:40	-01:20	8.8 / 2.4	4.2 / 6.5	7.1 / 4.6	6-47.5 / 11-36.4	8-65.0 / 7-50.0	2 / 0
Utah	3-15 / 8-14	1-2 / 0-1	28:44 / 31:16	-02:32	3.3 / 4.6	2.9 / 7.5	3.1 / 5.9	8-45.6 / 5-38.2	9-64.0 / 7-62.0	2 / 2
Toledo	1-12 / 6-13	0-0 / 0-0	28:13 / 31:47	-03:34	6.5 / 3.6	2.7 / 6.4	4.9 / 5.1	9-40.4 / 6-40.8	11-103.0 / 6-53.0	2 / 1
Boise St.	1-14 / 6-14	1-1 / 0-0	28:07 / 31:53	-03:46	2.3 / 7.2	2.1 / 6.1	2.3 / 6.8	10-48.5 / 8-36.6	10-55.0 / 9-66.0	1 / 4
Hawaii	7-16 / 3-10	1-1 / 0-0	36:10 / 23:50	12:20	2.7 / 6.1	8.9 / 5.8	5.9 / 5.9	5-44.8 / 7-45.1	4-33.0 / 2-11.0	0 / 2
Nevada	6-16 / 3-14	0-0 / 1-2	34:17 / 25:43	08:34	4.1 / 1.7	6.2 / 4.7	5.0 / 3.7	5-47.4 / 7-30.3	11-91.0 / 7-53.0	3 / 2
Fresno St.	6-11 / 9-15	2-3 / 0-1	29:05 / 30:55	-01:50	4.2 / -0.1	11.6 / 8.8	7.1 / 5.5	1-55.0 / 3-36.0	8-65.0 / 6-65.0	7 / 1
UNLV	4-14 / 4-13	1-2 / 0-0	34:04 / 25:56	08:08	2.4 / 3.5	7.0 / 7.7	4.4 / 5.3	6-50.2 / 7-41.4	2-15.0 / 4-36.0	3 / 6
San Jose St.	6-13 / 6-12	1-1 / 0-0	39:30 / 20:30	19:00	3.5 / 1.3	11.7 / 5.9	6.3 / 4.1	2-38.0 / 5-36.8	7-65.0 / 1-5.0	5 / 2
New Mexico	7-15 / 0-11	1-2 / 0-1	34:38 / 25:22	09:16	4.7 / 3.7	10.8 / 4.9	7.2 / 4.3	2-52.5 / 7-39.4	3-40.0 / 5-30.0	2 / 1
Air Force	0-10 / 4-17	1-1 / 1-2	20:47 / 39:13	-18:26	-0.1 / 4.1	6.1 / 4.7	4.1 / 4.1	6-46.0 / 5-36.2	8-49.0 / 4-30.0	1 / 2
Middle Tenn.	4-16 / 3-17	2-3 / 1-2	32:21 / 27:39	04:42	1.7 / -2.2	7.2 / 5.5	4.9 / 2.3	4-48.8 / 7-54.7	9-90.0 / 5-50.0	7 / 2
Totals	52-177 / 64-182	15-20 / 4-13	402:39 / 377:21	25:18	4.0 / 3.4	6.9 / 6.5	5.2 / 4.9	69-45.6 / 81-39.2	96-772.0 / 67-546.0	36 / 27

Note: Game totals are displayed in the format TEAM/OPPONENT for each category

SAN DIEGO STATE PARTICIPATION

PARTICIPATION CHART

No.	Name	UA	ISU	UTAH	TOL	BSU	UH	NEV	FS	UNLV	SJSU	NM	AF	MTSU
76	ABDULLAH, Dean • §	X	X	X	GS (RG)	GS (RG)	GS (RG)	--	--	--	--	--	--	--
4	AUMAVAE, Liu •	--	--	--	--	X	--	--	--	--	--	X	--	--
42	ABDERSON, Brady	--	--	--	--	--	--	--	--	--	--	--	--	X
38	ARMSTEAD, Jaylon §	X	X	GS (RB)	X	--	--	X	X	X	X	X	X	X
74	AZZOPARDI, Drew •	--	--	--	--	--	--	--	--	--	--	X	--	X
17	AVINGER, Noah	GS (CB)	GS (CB)	X	X	X	X	X	X	GS (CB)	GS (CB)	GS (CB)	X	X
2	BANKS, Keshawn	GS (DE)	GS (DE)	GS (DE)	GS (DE)	GS (DE)	GS (DE)	GS (DE)	GS (DE)	GS (DE)	GS (DE)	GS (DE)	GS (DE)	GS (DE)
3	BARFIELD, Cedarius	GS (WAR)	--	X	X	X	X	X	GS (WAR)	GS (WAR)	GS (WAR)	GS (WAR)	X	GS (WAR)
6	BASKERVILLE, CJ	GS (WAR)	GS (WAR)	GS (WAR)	GS (WAR)	GS (WAR)	GS (WAR)	GS (WAR)	--	--	--	--	GS (WAR)	--
21	BELL, Chance	GS (RB)	X	--	--	X	X	X	X	X	X	--	X	X
60	BENNETT, Cade • §	GS (LG)	GS (LG)	GS (LG)	GS (LG)	GS (LG)	GS (LG)	GS (LG)	GS (LG)	GS (LG)	GS (LG)	GS (LG)	GS (LG)	--
35	BLAKE, Martin •	--	X	X	X	X	X	X	X	GS (RB)	GS (RB)	GS (RB)	X	X
12	BRANCH, Dallas	GS (CB)	GS (CB)	GS (CB)	X	X	X	X	X	X	X	X	X	GS (CB)
13	BROWNING, Jack	X	X	X	X	X	X	X	X	X	X	X	X	X
37	BRYANT, DJ •	--	--	--	--	--	--	--	--	--	X	X	X	X
5	BURMEISTER, Braxton • §	GS (QB)	GS (QB)	GS (QB)	GS (QB)	GS (QB)	--	X	--	X	--	X	X	--
34	BUTLER, Eric •	--	X	X	X	X	X	X	X	X	X	X	X	X
15	BYRD, Jordan	X	GS (RB)	X	GS (RB)	GS (RB)	GS (RB)	GS (RB)	GS (RB)	GS (RB)	GS (RB)	GS (RB)	GS (RB)	GS (RB)
20	CANLEY II, Sheldon •	--	--	--	--	--	--	--	--	--	--	X	--	--
31	CELESTINE, Davaghn §	X	GS (WAR)	GS (WAR)	GS (WAR)	GS (WAR)	GS (WAR)	GS (WAR)	GS (WAR)	GS (WAR)	GS (WAR)	GS (WAR)	GS (WAR)	GS (WAR)
23	CHRISTON, Kenan •	X	X	X	X	X	X	X	X	X	X	X	X	X
61	CRENSHAW-DICKSON, Brandon	GS (LT)	GS (LT)	GS (LT)	GS (LT)	GS (LT)	GS (LT)	X	GS (LT)	GS (LT)	GS (LT)	GS (LT)	GS (LT)	GS (LT)
9	CRUM, Kyle •	X	--	X	--	X	--	--	--	--	--	--	--	--
97	DALTON, Darrion •	X	--	X	X	X	X	--	--	--	--	X	X	X
29	DAVIS, Cam	X	X	X	X	X	X	X	X	X	X	X	X	X
84	DE LOS REYES, Darius	X	X	X	X	X	X	X	X	X	X	X	X	X
41	DELGADO, David	X	X	X	X	X	X	X	X	X	X	X	X	X
45	DRAEGER, Wyatt	X	X	X	X	X	X	X	X	X	X	X	X	X
51	FIASEU, Zyrus	--	X	X	X	X	GS (SAM)	GS (SAM)	GS (SAM)	GS (SAM)	GS (SAM)	GS (SAM)	GS (SAM)	X
39	FOUNTAIN, Garret	X	X	X	X	X	X	X	X	X	X	X	X	X
22	GARRISON, Max •	X	X	X	X	X	X	X	X	X	X	X	X	X
26	GOYNES, Joshua •	--	--	--	--	--	--	--	X	X	X	X	X	X
94	GREENE, Aaron §	X	X	GS (TE)	GS (TE)	X	X	X	X	X	X	X	X	--
49	HARPOLE, Cameron •	X	X	X	X	--	--	X	--	--	X	X	X	X
62	HARRISON, Jonathan	X	X	X	--	--	--	--	--	--	--	--	--	--
3	HASKELL, Will	X	X	X	N/A	N/A	N/A	N/A	N/A	N/A	N/A	N/A	N/A	N/A
56	HERMAN, DJ •	X	X	X	X	X	X	X	X	X	X	X	X	X
24	HUNTER, Josh •	X	X	X	--	--	--	--	--	--	--	--	--	--
21	JOHNSON, Chris •	X	X	X	X	X	X	X	X	X	X	X	X	X
70	JONES, Christian •	X	X	X	X	X	X	X	X	X	X	X	X	X
44	KAHO, Vai	X	X	--	--	X	X	X	X	X	X	X	X	X
43	LAKALAKA, Seyddrick	X	X	X	X	X	X	X	X	X	X	X	X	GS (SAM)
20	MAGEE, Jatavious •	X	X	X	X	X	--	--	--	--	X	X	X	X
32	MALONE, Dez §	X	X	GS (CB)	GS (CB)	X	GS (CB)	GS (CB)	GS (CB)	GS (CB)	GS (CB)	GS (CB)	GS (CB)	GS (CB)
57	MASANIAI, Darrell	X	--	X	--	X	--	--	--	--	X	X	X	X
45	MATTHEWS, Jesse	GS (WR)	GS (WR)	GS (WR)	GS (WR)	GS (WR)	GS (WR)	GS (WR)	GS (WR)	X	GS (WR)	GS (WR)	GS (WR)	GS (WR)
18	MAYDEN, Jalen	X	X	X	X	X	GS (QB)	GS (QB)	GS (QB)	GS (QB)	GS (QB)	GS (QB)	GS (QB)	GS (QB)
54	McDONALD, Caden	GS (MIKE)	GS (MIKE)	GS (MIKE)	GS (MIKE)	GS (MIKE)	GS (MIKE)	GS (MIKE)	GS (MIKE)	GS (MIKE)	GS (MIKE)	GS (MIKE)	GS (MIKE)	GS (MIKE)
55	McDONALD, Cooper • §	GS (SAM)	GS (SAM)	GS (SAM)	GS (SAM)	GS (SAM)	GS (SAM)	X	X	X	X	X	X	--
27	McELVANE, Isaiah	X	X	X	X	X	X	X	X	--	--	X	X	X
87	MCGEE, Gus	X	--	--	--	--	--	X	--	--	--	--	--	--
33	McMORRIS, Patrick	GS (AZT)	GS (AZT)	GS (AZT)	--	GS (AZT)	GS (AZT)	GS (AZT)	GS (AZT)	GS (AZT)	GS (AZT)	GS (AZT)	GS (AZT)	GS (AZT)
68	MIRABELLA, Thomas	X	X	--	X	X	X	GS (RG)	X	X	GS (RG)	GS (RG)	GS (RG)	GS (RG)
85	NICHOLSON, Josh •	X	--	X	--	X	--	--	--	--	--	--	X	X
90	OKPOKO, Daniel	X	X	X	X	X	--	X	X	X	X	X	X	X
30	OLIVER, Dominic •	--	X	X	X	X	X	X	X	--	X	X	X	X
11	PENNY, Brionne	X	X	X	X	X	X	X	X	X	--	X	X	X
81	REDMAN, Mark • §	GS (TE)	GS (TE)	GS (TE)	GS (TE)	GS (TE)	GS (TE)	GS (TE)	GS (TE)	GS (TE)	GS (TE)	GS (TE)	GS (TE)	GS (TE)
92	REESER, Jarrett •	--	--	X	--	--	--	--	X	X	X	X	--	--
40	REYES, Kristien •	X	X	X	X	X	X	X	--	X	X	X	X	X
82	RUDOLPH, Jay	--	--	--	--	X	GS (TE)	X	GS (TE)	GS (TE)	X	GS (TE)	X	GS (TE)
14	SHAVERS, Tyrell	GS (WR)	GS (WR)	GS (WR)	GS (WR)	GS (WR)	GS (WR)	GS (WR)	GS (WR)	GS (WR)	GS (WR)	GS (WR)	GS (WR)	GS (WR)
83	SHAW, Mekhi	GS (WR)	GS (WR)	X	X	GS (WR)	X	GS (WR)	X	X	X	X	GS (WR)	X
46	SHAWCROFT, Michael	GS (WILL)	GS (WILL)	GS (WILL)	GS (WILL)	GS (WILL)	--	GS (WILL)	GS (WILL)	GS (WILL)	GS (WILL)	GS (WILL)	GS (WILL)	GS (WILL)
77	SIMMONS, Josh • §	GS (RT)	GS (RT)	GS (RT)	GS (LT)	GS (LT)	GS (LT)	GS (RT)	GS (RT)	GS (RT)	GS (RT)	GS (RT)	GS (RT)	GS (RT)
95	SIMS, Nassir	--	--	--	X	X	X	X	X	X	X	X	X	--
7	SUTTON, Lucky •	--	--	--	--	--	--	--	--	--	--	X	--	--
89	TANNER, Logan •	--	X	--	--	--	--	--	--	--	--	--	--	--
66	TAVAI, Jonah	GS (DE)	GS (DE)	GS (DE)	GS (DE)	GS (DE)	GS (DE)	GS (DE)	GS (DE)	GS (DE)	GS (DE)	GS (DE)	GS (DE)	GS (DE)
91	TAVAI, Justus • §	GS (DT)	GS (DT)	GS (DT)	GS (DT)	GS (DT)	GS (DT)	GS (DT)	GS (DT)	GS (DT)	GS (DT)	GS (DT)	GS (DT)	GS (DT)
93	TAYLOR, Dylan	--	X	--	--	X	X	--	X	X	X	X	X	--
10	TUMBLIN, Noah	X	X	X	GS (CB)	GS (CB)	GS (CB)	GS (CB)	GS (CB)	GS (CB)	GS (CB)	GS (CB)	GS (CB)	X
72	ULUJAVE, Alama	GS (C)	GS (C)	GS (C)	GS (C)	GS (C)	GS (C)	GS (C)	GS (C)	GS (C)	GS (C)	GS (C)	GS (C)	GS (C)
63	ULUGALU-MASUELI, Ross §	GS (RG)	GS (RG)	GS (RG)	--	--	--	X	GS (RG)	GS (RG)	--	--	--	GS (LG)
41	WESLEY II, Phillippe •	--	X	X	--	--	--	--	--	--	--	--	--	--
19	WHITE, Kyrion §	--	--	X	GS (AZT)	X	X	X	X	X	X	X	X	X
47	WHITE, Trey •	--	--	--	--	--	--	--	--	--	X	X	X	X
36	WILLIAMS, New Zealand •	--	--	X	--	--	--	--	--	--	--	--	--	--
50	WINTERMEYER, Ryan	X	X	X	X	X	X	X	X	X	X	X	X	X
79	WRIGHT, Joey •	X	X	X	X	X	X	GS (LT)	X	X	X	X	X	X

§ - made first career San Diego State start this season. • - made first San Diego State appearance this season. Bold RED indicates a player who has started every game this season. Bold BLACK indicates a player has played in every game this season.

SAN DIEGO STATE STARTERS / PARTICIPATION

OFFENSIVE STARTERS

Position	UA	ISU	UTAH	TOL	BSU	UH	NEV	FS	UNLV	SJSU	NM	AF	MTSU
LT	Crenshaw-Dickson	Crenshaw-Dickson	Crenshaw-Dickson	Crenshaw-Dickson	Crenshaw-Dickson	Crenshaw-Dickson	Wright	Crenshaw-Dickson	Crenshaw-Dickson	Crenshaw-Dickson	Crenshaw-Dickson	Crenshaw-Dickson	Crenshaw-Dickson
LG	Bennett	Bennett	Bennett	Bennett	Bennett	Bennett	Bennett	Bennett	Bennett	Bennett	Bennett	Bennett	Ulugalu-Maseuli
C	Ulave	Ulave	Ulave	Ulave	Ulave	Ulave	Ulave	Ulave	Ulave	Ulave	Ulave	Ulave	Ulave
RG	Ulugalu-Maseuli	Ulugalu-Maseuli	Ulugalu-Maseuli	Abdullah	Abdullah	Abdullah	Mirabella	Ulugalu-Maseuli	Ulugalu-Maseuli	Mirabella	Mirabella	Mirabella	Mirabella
RT	Simmons	Simmons	Simmons	Simmons	Simmons	Simmons	Simmons	Simmons	Simmons	Simmons	Simmons	Simmons	Simmons
TE	Redman	Redman	Redman	Redman	Redman	Redman	Redman	Redman	Redman	Redman	Redman	Redman	Redman
TE			Greene	Greene			Rudolph	Rudolph	Rudolph		Rudolph		Rudolph
QB	Burmeister	Burmeister	Burmeister	Burmeister	Burmeister	Mayden	Mayden	Mayden	Mayden	Mayden	Mayden	Mayden	Mayden
RB	Bell	Byrd	Armstead	Byrd	Byrd	Byrd	Byrd	Byrd	Byrd	Armstead	Armstead	Byrd	Byrd
RB									Blake	Blake		Bell	
WR	Shavers	Shavers	Shavers	Shavers	Shavers	Shavers	Shavers	Shavers	Shavers	Shavers	Shavers	Shavers	Shavers
WR	Matthews	Matthews	Matthews	Matthews	Matthews	Matthews	Matthews	Matthews		Matthews	Matthews	Matthews	Matthews
WR	Shaw	Shaw			Shaw		Shaw					Shaw	

DEFENSIVE STARTERS

Position	UA	ISU	UTAH	TOL	BSU	UH	NEV	FS	UNLV	SJSU	NM	AF	MTSU
DE	Tavai, Jo.	Tavai, Jo.	Tavai, Jo.	Tavai, Jo.	Tavai, Jo.	Tavai, Jo.	Tavai, Jo.	Tavai, Jo.	Tavai, Jo.	Tavai, Jo.	Tavai, Jo.	Tavai, Jo.	Tavai, Jo.
DT	Tavai, Jo.	Tavai, Jo.	Tavai, Jo.	Tavai, Jo.	Tavai, Jo.	Tavai, Jo.	Tavai, Jo.	Tavai, Jo.	Tavai, Jo.	Tavai, Jo.	Tavai, Jo.	Tavai, Jo.	Tavai, Jo.
DE	Banks	Banks	Banks	Banks	Banks	Banks	Banks	Banks	Banks	Banks	Banks	Banks	Banks
SAM	McDonald, Co.	McDonald, Co.	McDonald, Co.	McDonald, Co.	McDonald, Co.	McDonald, Co.	Fiaseu	Fiaseu	Fiaseu	Fiaseu	Fiaseu	Lakalaka	Lakalaka
MIKE	McDonald, Co.	McDonald, Co.	McDonald, Co.	McDonald, Co.	McDonald, Co.	McDonald, Co.	McDonald, Co.	McDonald, Co.	McDonald, Co.	Ca. McDonald	Ca. McDonald	Ca. McDonald	Ca. McDonald
WILL	Shawcroft	Shawcroft	Shawcroft	Shawcroft	Shawcroft	Shawcroft	Shawcroft	Shawcroft	Shawcroft	Shawcroft	Shawcroft	Shawcroft	Shawcroft
CB	Branch	Branch	Branch	Tumblin	Tumblin	Tumblin	Tumblin	Tumblin	Avinger	Avinger	Avinger	Branch	Branch
WAR	Barfield	Celestine	Celestine	Celestine	Celestine	Celestine	Celestine	Celestine	Celestine	Celestine	Celestine	White	Celestine
AZT	McMorris	McMorris	McMorris	White	McMorris	McMorris	McMorris	McMorris	McMorris	McMorris	McMorris	McMorris	McMorris
WAR	Baskerville	Baskerville	Baskerville	Baskerville	Baskerville	Baskerville	Baskerville	Baskerville	Barfield	Barfield	Barfield	Barfield	Barfield
CB	Avinger, N.	Avinger, N.	Malone	Malone	Malone	Malone	Malone	Malone	Malone	Malone	Malone	Malone	Malone

SPECIALIST STARTERS

Position	UA	ISU	UTAH	TOL	BSU	UH	NEV	FS	UNLV	SJSU	NM	AF	MTSU
KO	Browning	Browning	Browning	Browning	Browning	Browning	Browning	Browning	Reeser	Browning	Browning	Browning	Browning
PK	Browning	Browning	Browning	Browning	Browning	Browning	Browning	Browning	Browning	Browning	Browning	Browning	Browning
Holder	Delgado	Delgado	Delgado	Delgado	Delgado	Delgado	Delgado	Delgado	Delgado	Delgado	Delgado	Delgado	Delgado
Punter	Browning	Browning	Browning	Browning	Browning	Browning	Browning	Browning	Browning	Browning	Browning	Browning	Browning
LS	Wintermeyer	Wintermeyer	Wintermeyer	Wintermeyer	Wintermeyer	Wintermeyer	Wintermeyer	Wintermeyer	Wintermeyer	Wintermeyer	Wintermeyer	Wintermeyer	Wintermeyer
SS	Wintermeyer	Wintermeyer	Wintermeyer	Wintermeyer	Wintermeyer	Wintermeyer	Wintermeyer	Wintermeyer	Wintermeyer	Wintermeyer	Wintermeyer	Wintermeyer	Wintermeyer
KOR	Byrd	Byrd	Byrd	Byrd	Byrd	Byrd	Byrd	Byrd	Byrd	Byrd	Byrd	Byrd	Byrd
PR	Byrd	Byrd	Byrd	Byrd	Byrd	Byrd	Byrd	Byrd	Byrd	Byrd	Byrd	Byrd	Byrd

PARTICIPATION CHART

	UA	ISU	UTAH	TOL	BSU	UH	NEV	FS	UNLV	SJSU	NM	AF	MTSU
Dressed	74	74	74	73	73	73	74	74	76	77	74	79	75
Played	61	61	55	65	62	54	59	57	57	55	64	59	60
Seniors	18	17	16	17	17	14	18	17	18	17	17	18	18
Juniors	13	14	14	14	18	17	17	17	16	15	16	15	13
Sophomores	14	13	12	13	12	12	11	10	11	10	9	11	10
Freshman (RS/True)	16 (12/4)	17 (12/5)	13 (11/2)	21 (12/6)	15 (10/5)	11 (8/3)	13 (10/3)	13 (10/3)	12 (9/3)	13 (10/3)	22 (13/9)	15 (11/4)	19 (14/5)
Started	22	22	22	22	22	22	22	22	22	22	22	22	22
Seniors	13	12	10	11	11	9	11	12	11	11	12	15	14
Juniors	3	4	6	4	5	6	3	5	4	3	4	2	4
Sophomores	4	4	5	5	5	5	6	2	3	5	4	4	2
Freshman (RS/True)	2 (2/0)	2 (0/2)	1 (1/0)	2 (2/0)	1 (1/0)	2 (2/0)	2 (2/0)	3 (3/0)	4(4/0)	3 (3/0)	2 (2/0)	1 (1/0)	2 (2/0)
Making SDSU Debut	20	5	0	0	1	0	1	1	0	1	4	0	0
Making 1st SDSU Start	7	1	2	2	0	2	2	0	1	0	0	0	0

CAREER START CHART (Offense/Defense)

Player, Pos.	Yr.	Career Starts	Consecutive Starts	Yearly Total					Player, Pos.	Yr.	Career Starts	Consecutive Starts	Yearly Total						
				2022	2021	2020	2019	2018					2017	2022	2021	2020	2019	2018	2017
Keshawn Banks, DE	Sr.*	47	27	13	14	7	13	0	-	Jay Rudolph, TE	Jr.	10	1	5	5	0	-	-	-
Caden McDonald, LB	Sr.*	45	45	13	14	8	10	0	-	Noah Avinger, CB	So.	9	0	6	3	0	-	-	-
Jesse Matthews, WR	Sr.	44	4	12	13	8	10	-	-	Dallas Branch, CB	Sr.	9	1	5	4	0	-	-	-
Alama Ulave, C	Sr.*	35	35	13	14	8	0	0	-	Jalen Mayden, QB/DB	Sr.	8	8	8	0	-	-	-	-
Jonah Tavai, DE	Sr.*	33	33	13	14	5	1	-	-	Zyrus Fiaseu	R-Fr.	6	0	6	0	-	-	-	-
Justus Tavai, DT	Sr.*	31	19	13	11	7	0	0	-	Mekhi Shaw, WR	So.	6	1	5	1	0	-	-	-
Patrick McMorris, AZT	Sr.	27	8	12	14	1	0	-	-	Ross Ulugalu-Maseuli, RG	R-Fr.	6	1	6	0	-	-	-	-
Braxton Burmeister, QB	Sr.*	26	0	5	12	4	0	5	-	Thomas Mirabella	So.	5	5	5	0	-	-	-	-
Brandon Crenshaw-Dickson, RT	Jr.	26	26	12	14	0	-	-	-	Chance Bell, RB	Sr.*	4	0	2	0	1	0	1	-
Michael Shawcroft, LB	Sr.	25	8	12	7	5	0	-	-	Dean Abdullah, RG	So.	3	0	3	0	-	-	-	-
Jordan Byrd, RB	Sr.*	22	3	11	2	3	6	0	-	Jaylan Armstead, RB	So.	2	0	2	-	-	-	-	-
Cedarius Barfield, CB/WAR	Sr.	19	1	6	9	4	0	-	-	Aaron Greene, TE	So.	2	0	2	-	-	-	-	-
Cooper McDonald, LB	Jr.	16	0	6	10	0	-	-	-	Martin Blake	R-Fr.	1	0	1	0	-	-	-	-
Noah Tumblin, CB	Jr.	16	0	8	8	0	-	-	-	Vai Kaho, LB	Jr.	1	0	-	1	0	-	-	-
Tyrell Shavers, WR	Sr.	17	17	13	4	-	-	-	-	TJ Sullivan, WR	Sr.	1	0	-	0	0	1	-	-
Mark Redman, TE	Jr.	14	13	13	1	0	-	-	-	Kyron White, AZT	Jr.	1	0	1	0	0	-	-	-
Seydrick Lakalaka, LB	Sr.*	13	1	2	5	6	0	0	-	Joey Wright, OL	So.	1	0	1	0	-	-	-	-
Josh Simmons, RT	R-Fr.	13	13	13	0	-	-	-	-										
CJ Baskerville, WAR	So.	12	0	8	4	-	-	-	-										
Cade Bennett, LG	So.	12	0	12	0	0	-	-	-										
Davaughn Celestine, WAR	Jr.	12	12	12	0	0	-	-	-										
Dezjhon Malone, CB	So.	12	12	12	-	-	-	-	-										

* - Utilizing extra year of eligibility offered by the NCAA due to COVID-19 pandemic

MISCELLANEOUS STATISTICS

MISCELLANEOUS

Game	Coin Toss	KO/Receive	1st Off. Play	1st Off. Poss	1st Def. Poss.	Game Time	Game Length	Jersey	Pants	Result
Arizona	Arizona won, def.	Receive	Burmeister rush	Punt	Field Goal	12:30 p.m. PT	3:21	Black	Black	L, 20-38
Idaho State	SDSU won, def.	Kicked off	Burmeister pass	Punt	Touchdown	5 p.m. PT	3:11	Black	Black	W, 38-7
at Utah	SDSU won, def.	Kicked off	Penalty (false start)	Punt	Punt	8 p.m. MT	3:07	White	Black	L, 7-35
Toledo	Toledo won, def.	Receive	Burmeister pass	Punt	Punt	12:30 p.m. PT	3:16	Black	Black	W, 17-14
at Boise State*	SDSU won, def.	Kicked off	Penalty (false start)	Field Goal	Interception	6 p.m. MT	3:11	White	Black	L, 13-35
Hawai'i*	SDSU won, def.	Kicked off	Byrd rush	Punt	Punt	7:30 p.m. PT	3:06	Black	Black	W, 16-14
at Nevada*	SDSU won, def.	Kicked off	Byrd rush	Field Goal	Fumble recovery (TD)	7:30 p.m. PT	3:13	White	Black	W, 23-7
at Fresno State*	FST won, receive	Kicked off	Byrd Rush	Touchdown	Punt	7:30 p.m. PT	3:19	White	Black	L, 28-32
UNLV*	SDSU won, def.	Recieve	Byrd rush	Punt	Punt	4:00 p.m. PT	3:13	Black	Black	W, 13-10
San Jose State*	SDSU won, def.	Kicked off	Armstead rush	Int.	Touchdown	7:30 p.m. PT	3:03	Black	Black	W, 43-27
at New Mexico*	NM won, receive	Kicked off	Byrd rush	TD	Punt	7:45 p.m. MT	3:07	White	Black	W, 34-10
Air Force*	SDSU won, def.	Kicked off	Mayden pass	Punt	Touchdown	6:00 p.m. PT	2:54	Black	Black	L, 3-13
Middle Tennessee	SDSU won, def.	Kicked off	Mayden pass	Punt	Punt	3:00 p.m. HT	3:40	Black	Black	L, 23-25

AVERAGE STARTING FIELD POSITION

Category	San Diego State	Opponents
Drives Started	151	157
Cumulative Starting Yard Line	4,357	4,367
Average Field Position	Own 28.85	Own 27.82
Drives Started in Opponent Territory/Att. to Score	18/14	19/18
Scores/Touchdowns, Field Goals	9/3,6	12/9,3
Points	39	72
Drives Started (Inside/At Own 25)	73 (52/21)	101 (63/38)
Points Scored (TDs/FGs)	62 (5/9)	111 (15/2)

* - kick/punt returns for a touchdown not included. & - overtime possessions not included

SDSU OFFENSIVE POSSESSIONS (DEF/ST SCORES NOT INCLUDED)

Game	Poss.	TD	FG	MFG	Punt	TO	Clock	Downs	3&Out*	PPP^
Arizona	12	2+	2	0	5	2	2	0	7	2.00
Idaho State	14	5+	1	0	6	0	1	0	3	2.14
at Utah	12	1	0	0	8	1	1	1	6	0.50
Toledo	14	2	1	0	9	1	1	0	4	1.25
at Boise State	14	1+	2	0	10	1	1	0	10	0.86
Hawai'i	10	1	3	1	5	0	0	0	1	0.60
at Nevada	11	1	3	0	5	1	1	0	2	1.36
at Fresno State	11	4	0	0	1	4	1	1	1	2.54
UNLV	14	2	0	1	6	2	2	1	3	1.00
San Jose State	11	4	2	0	2	1	2	0	1	3.09
at New Mexico	11	4	2	0	2	1	1	1	2	3.09
Air Force	11	0	1	1	6	3	0	0	5	0.27
Middle Tennessee	17	2	3	1	4	5	1	0	3	1.35

* - less if there is a turnover or end of half; must not have earned a first down or scored points. + - indicates team scored a non-offensive touchdown. & - overtime possession included. # - possession/turnover not included when offense never had ball (turnover on special teams). ^ - PATs/2-pt. not included. • - also includes free kick after a safety.

DRIVE ANALYSIS

Game	SDSU		OPPONENT	
	TD	FG	TD	FG
Arizona	2^	2	5	1
Idaho State	5^	1	1	0
at Utah	1	0	5	0
Toledo	2	1	2	0
at Boise State	1^	2	5	0
Hawai'i	1	3	2	0
at Nevada	1	3	1	0
at Fresno State	4	0	4	1
UNLV	2	0	2	1
San Jose State	5^	2	4	0
at New Mexico	4	2	1	1
Air Force	0	1	1	2
Middle Tennessee	2	3	2	4
TOTALS	30	20	34	10

^ - indicates team scored a non-offensive touchdown. & - overtime drives included

GAME-OPENING DRIVE

Game	SDSU			OPPONENT		
	Pts.	FD	Yds.	Pts.	FD	Yds.
Arizona	0	0	6^	3	3	66
Idaho State	0	0	0^	7	0	75
at Utah	0	0	2^	0	2	37
Toledo	0	0	5^	0	0	(-5)^
at Boise State	3	1	25	0	2	36
Hawai'i	0	1	23	0	2	25
at Nevada	3	2	32	0	0	5
at Fresno State	7	3	82	3	3	50
UNLV	0	0	3^	0	2	33
San Jose State	0	1	9	7	3	73
at New Mexico	7	2	87	0	0	9
Air Force	0	2	74	7	1	75
Middle Tennessee	0	0	9^	0	0	5^
TOTALS	20	12	357	27	18	484
AVERAGES	1.54	0.92	27.46	2.08	1.38	37.23

^ - indicates possession ended in a 3-and-out

OPPONENT OFFENSIVE POSSESSIONS (DEF/ST SCORES NOT INCLUDED)

Game	Poss.	TD	FG	MFG	Punt	TO	Clock	Downs	3&Out*	PPP^
Arizona	12	5	1	0	3	2	0	1	5	2.75
Idaho State	15	1	0	0	11	0	1	2	8	0.40
at Utah	12	5	0	0	5	0	1	1	2	2.50
Toledo	14	2	0	1	6	3	1	0	5	0.86
at Boise State	15	5	0	0	8	1	1	0	6	2.00
Hawai'i	11	2	0	0	5	1	1	0	3	1.09
at Nevada	12	1	0	0	7	2	1	1	4	0.50
at Fresno State	12	4	1	1	3	2	0	1	1	2.25
UNLV	13	1	1	0	7	4	0	0	5	0.77
San Jose State	11	4	0	0	5	2	0	0	4	2.55
at New Mexico	11	1	1	0	7	1	0	0	5	0.91
Air Force	12	1	2	0	5	0	1	1	3	1.08
Middle Tennessee	17	2	4	1	7	1	1	1	4	1.47

* - less if there is a turnover or end of half; must not have earned a first down or scored points. + - indicates team scored a non-offensive touchdown. & - overtime possession included. # - possession/turnover not included when offense never had ball (turnover on special teams). ^ - PATs/2-pt. not included. • - also includes free kick after a safety.

OPENING SECOND-HALF DRIVE

Game	SDSU			OPPONENT		
	Pts.	FD	Yds.	Pts.	FD	Yds.
Arizona	0	1	22	7	2	75
Idaho State	0	1	30	0	0	0^
at Utah	0	1	12	7	2	30
Toledo	0	1	5	0	0	20
at Boise State	0	0	0	7	2	31
Hawai'i	7	3	65	7	1	76
at Nevada	0	0	-3^	0	0	0^
at Fresno State	0	2	48	0	3	49
UNLV	7	4	75	0	3	60
San Jose State	7	4	74	0	0	-8^
at New Mexico	7	1	72	0	0	5^
Air Force	0	0	1	3	0	13
Middle Tennessee	0	0	8^	0	3	51
TOTALS	28	17	409	31	16	402
AVERAGES	2.15	1.31	31.46	2.38	1.23	30.92

^ - indicates possession ended in a 3-and-out

MISCELLANEOUS STATISTICS

SDSU SCORING DRIVES

Opponent	Plays	Drive Yds.	TOP	Type Of Score	Qtr/Time	Drive Start	Scoring Play
Arizona	11	48	4:48	FG	2nd/13:31	SD 25	Browning 44-yd field goal
	7	32	3:37	TD	2nd/9:12	UA 32	Shavers 11-yd pass f/Burmeister
	-	-	-	TD	3rd/7:46	-	Armstead rec. blocked punt in endzone
Idaho State	8	37	3:19	FG	3rd/3:36	UA 43	Browning 23-yd field goal
	-	-	-	TD	1st/11:58	-	Byrd 66-yd punt return
	3	57	1:10	TD	1st/5:01	SD 43	Burmeister 47-yd rush
Utah	5	75	1:57	TD	2nd/14:48	SD 25	Byrd 53-yd rush
	10	91	3:30	FG	3rd/2:32	SD 7	Browning 20-yd field goal
	7	80	2:42	TD	4th/8:35	SD 20	Shavers 14-yd pass f/Burmeister
Toledo	5	69	1:49	TD	4th/5:22	SD 31	Davis 3-yd rush
	9	25	4:15	TD	4th/3:56	UU 25	Nicholson 18-yd pass f/Crum
	2	80	0:42	TD	2nd/14:09	SD 20	Byrd 43-yd rush
Boise State	6	17	2:49	FG	3rd/0:12	SD 50	Browning 50-yd field goal
	9	67	2:10	TD	4th/0:41	SD 33	Byrd 1-yd rush
	8	25	3:36	FG	1st/7:23	BSU 29	Browning 21-yd field goal
Hawai'i	9	46	4:41	FG	1st/1:53	SD 46	Browning 25-yd field goal
	-	-	-	TD	2nd/9:31	-	Shavers blocked & ret. blocked punt
	7	36	0:45	FG	2nd/0:39	SD 36	Browning 45-yd field goal
Nevada	7	65	4:02	TD	3rd/10:58	SD 35	Byrd 15-yd pass f/Mayden
	11	67	5:10	FG	4th/11:16	SD 20	Browning 30-yd field goal
	7	56	1:12	FG	4th/1:12	SD 35	Browning 26-yd field goal
Fresno State	-	-	-	TD	1st/14:20	-	McMorris INT ret. TD
	8	32	4:20	FG	1st/9:04	NEV 45	Browning 30-yd field goal
	14	79	7:00	FG	2nd/7:48	SD 12	Browning 27-yd field goal
UNLV	7	19	4:19	FG	3rd/9:01	NEV 25	Browning 23-yd field goal
	4	51	1:54	TD	-	SD 49	Mayden 32-yd rush
	9	82	5:09	TD	1st/2:56	SD 18	Mayden 28-yd rush
San Jose State	6	74	3:17	TD	2nd/12:19	SD 26	Christon 26-yd pass f/Mayden
	9	81	4:02	TD	2nd/1:45	SD 19	Mayden 1-yd rush
	8	80	4:17	TD	3rd/3:27	SD 20	Matthews 7-yd pass f/Mayden
Air Force	10	65	5:31	TD	2nd/9:16	SD 35	Matthews 28-yd pass f/Mayden
	7	75	4:01	TD	3rd/10:55	SD 25	Redman 24-yd pass f/Mayden
	-	-	-	TD	1st/4:45	-	Byrd 95-yd KO ret. TD
New Mexico	10	37	3:29	FG	2nd/14:49	SJSU 42	Browning 22-yd field goal
	2	72	0:50	TD	2nd/12:15	SD 28	Shavers 66-yd pass f/Mayden
	8	67	4:48	TD	2nd/6:15	SD 33	Shaw 17-yd pass f/Mayden
Middle Tennessee	9	74	5:16	TD	3rd/9:40	SD 26	Matthews 20-yd pass f/Mayden
	9	61	5:04	TD	3rd/3:15	SD 39	Armstead 2-yd rush
	7	30	4:26	FG	4th/6:55	SJSU 44	Browning 31-yd field goal
Air Force	-	-	-	S	-	-	Jo. Tavai sack Cordeiro for safety
	6	87	3:33	TD	1st/9:23	SD 13	Shaw 51-yd pass f/Mayden
	9	91	3:48	TD	2nd/11:12	SD 9	Armstead 1-yd rush
Middle Tennessee	3	26	1:34	TD	2nd/1:48	UNM 26	Shaw 30-yd pass f/Mayden
	5	72	2:52	TD	3rd/12:08	SD 28	Christon 49-yd rush
	13	74	6:30	FG	3rd/10:20	SD 13	Browning 30-yd field goal
Air Force	8	36	3:53	FG	4th/8:21	SD 35	Browning 46-yd field goal
	6	31	2:44	FG	3rd/9:12	AF 40	Browning 26-yd field goal
	8	71	3:21	TD	1st/7:18	SD 29	Redman 9-yd pass f/Mayden
Middle Tennessee	3	73	0:57	TD	1st/4:42	SD 27	Christon 73-yd rush
	13	54	5:28	FG	3rd/1:26	SD 24	Browning 39-yd field goal
	8	56	3:10	FG	4th/10:15	SD 25	Browning 36-yd field goal
Middle Tennessee	7	45	3:08	FG	4th/5:43	SD 20	Browning 52-yd field goal

OPPONENT SCORING DRIVES

Opponent	Plays	Drive Yds.	TOP	Type Of Score	Qtr/Time	Drive Start	Scoring Play
Arizona	16	66	5:35	FG	1st/7:06	UA 26	Loop 25-yd field goal
	7	40	2:59	TD	1st/3:19	SD 40	Cowing 17-yd pass f/de Laura
	8	75	3:12	TD	2nd/10:19	UA 25	McMillan 6-yd pass f/de Laura
Idaho State	6	54	2:07	TD	2nd/0:28	UA 46	Cowing 4-yd pass f/de Laura
	5	75	2:20	TD	3rd/12:40	UA 25	Cowing 25-yd pass f/de Laura
	11	75	5:34	TD	4th/13:02	UA 22	Williams 10-yd rush
Utah	2	75	0:14	TD	1st/14:46	SD25	Guillory 75-yd pass f/Vander Waal
	7	77	2:25	TD	2nd/11:24	UU 23	Kuithe 30-yd pass f/Rising
	9	82	4:34	TD	2nd/6:41	UU 18	Enis 13-yd pass f/Rising
Toledo	4	27	1:41	TD	2nd/2:01	SD 27	Vele 15-yd pass f/Rising
	4	30	1:51	TD	3rd/13:22	SD 30	Thomas 18-yd rush
	4	55	1:52	TD	3rd/9:26	UU 45	Vele 3-yd pass f/Rising
Boise State	12	73	5:06	TD	4th/7:54	TOL 27	Turner 11-yd pass f/Finn
	8	93	3:13	TD	4th/2:56	TOL 7	Finn 1-yd rush
	2	31	0:38	TD	3rd/ 14:16	SD 31	Green 17-yd rush
Hawai'i	7	67	3:37	TD	3rd/4:43	SD 23	Holani 12-yd rush
	5	55	2:32	TD	3rd/0:46	BSU 45	Jeanti 32-yd rush
	6	80	2:04	TD	4th/10:08	BSU 20	Green 39-yd rush
Nevada	7	63	3:50	TD	4th/4:35	BSU 37	Holani 29-yd rush
	5	76	2:25	TD	3rd/10:52	HAW 24	Bowens 66-yd pass f/Schager
	7	80	3:38	TD	4th/1:19	HAW 20	Parson 22-yd rush
Fresno State	14	85	6:52	TD	2nd/6:52	NEV 15	Curtis 20-yd pass f/llingworth
	13	58	6:49	FG	1st/8:11	FST 25	Montano 35-yd. field goal
	9	75	3:44	TD	2nd/8:35	FST 25	Remigio 21-yd pass f/Hoener
UNLV	2	10	0:35	TD	3rd/0:00	SD 10	Pope 8-yd pass f/Hoener
	11	80	2:46	TD	4th/1:09	FST 20	Mims 3-yd. rush
	1	37	0:09	TD	4th/0:56	SD 37	Remigio 37-yd. pass f/Hoener
San Jose State	2	80	0:40	TD	3rd/5:11	UNLV 20	Williams 70-yd pass f/Brumfield
	4	3	2:01	FG	4th/10:40	SD 14	Gutierrez 29-yd FG
	11	73	3:32	TD	1st /11:23	SJSU 25	Cooks 4-yd pass f/Cordeiro
New Mexico	8	31	3:03	TD	1st/4:58	SD 31	Cordeiro 3-yd rush
	7	75	2:01	TD	3rd/2:31	SJSU 25	Loving-Black 32-yd pass f/Cordeiro
	10	75	3:56	TD	4th/2:59	SJSU 25	Hamilton 21-yd pass f/Cordeiro
Air Force	7	74	3:31	TD	1st/5:45	NM 26	Montes 6-yd rush
	9	53	1:48	FG	2nd/0:00	NM 25	Drzewiecki 39-yd field goal
	5	75	2:33	TD	1st/12:27	AF 25	Roberts 2-yd rush
Middle Tennessee	4	1	2:06	FG	3rd/12:04	SD 31	Dapore 30-yd field goal
	11	54	6:40	FG	4th/9:03	AF 42	Dapore 32-yd field goal
	5	36	1:03	FG	2nd/11:49	MT 37	Rankin 44-yd field goal
Air Force	4	17	1:34	TD	2nd/3:14	SD 17	Ferguson 9-yd pass f/Cunningham
	4	-6	0:19	FG	2nd/0:22	SD 20	Rankin 49-yd field goal
	7	14	2:40	FG	3rd/6:59	SD 23	Rankin 26-yd field goal
Middle Tennessee	2	25	0:35	TD	4th/13:25	SD 25	Lane 16-yd pass f/Cunningham
	11	55	3:38	FG	4th/2:05	MT 25	Rankin 37-yd field goal

MISCELLANEOUS STATISTICS

	San Diego State	Opponents
TOTAL SCORE	279	267
Time Spent in the Lead (<i>Tied 104:10</i>)	434:11	207:45
Total Plays - Yards	814-4,224	852-4,195
Plus Territory: Plays-Yards	295-1,158	333-1,315
Drives with Plays in Plus Territory (<i>OT not included</i>)	67-of-135	68-of-138
First Down Plays/Yards	313/1,492	335/2,033
Average on First Down	4.62	5.28
Rushes-Yards (Avg.)	471-1864 (3.96)	436-1,480 (3.39)
Passes-Yards (Avg.)	186-2360 (6.88)	255-2,715 (6.53)
First Down Sacked-Yards (recorded as a rush)	5-(-10)	7-(-26)
First Down Penalties by Opponent-Yards	5-39	6-67
First Down Penalties by Offense-Yards	24-173	17-127
First Downs Made	206	226
First Down Turnovers	10	6
First Down Touchdowns	10	11
Third Down Efficiency (Pct.)	52-177 (29.38)	64-182 (35.16)
Rushing (Pct.)	22-77 (28.57)	24-65 (36.92)
Passing (Pct.)	30-98 (30.61)	41-117 (35.04)
Third Down Sacked-Yards (recorded as a rush)	6-(-30)	18-(-120)
Conversion Penalties	1	8
Third Down Penalties by Opponent-Yards	3-45	12-131
Third Down Penalties by Offense-Yards	11-65	9-57
Yards Gained	916	1,026
Average Yards Gained/Att.	5.73	6.55
3rd & Long (9 or more yards)	12-67 (17.91)	9-56 (16.07)
3rd & Short (4 or fewer yards)	19-48 (39.58)	37-59 (62.71)
Third Down Turnovers	5	4
Third Down Touchdowns	6	9
Fourth Down Efficiency (yards)	15-19 (243)	4-11 (15)
Three and Outs or Less (Must Have Earned 1st Down or Scored)	67	70
Opponent Turnovers-Points (per Turnover)	20-37 (1.85)	25-61 (2.44)
* - indicates an additional turnover gained in overtime		
Scores-Times in the Red Zone (Points)	32-38 (129)	33-47 (165)
Plays-Yards	88-211	109-318
Third Down Efficiency	5-22	6-22
Scores-Times in Goal to Go (Points)	16-17 (77)	16-21 (100)
Plays-Yards	37-41	39-49
Explosive Plays (20-Plus Yards)	47	51
Rushing	16	15
Passing	31	36
Yards by Quarter:		
First	934	938
Second	1,149	1,076
Third	1,085	1,134
Fourth	1,021	1,074
Overtime	-	-

FIRST DOWNS EARNED

Name	Pass	Receive	Rush	Total
Armstead	0	1	12	13
Bell	0	2	9	11
Blake	0	1	1	2
Browning	0	0	1	1
Burmeister	12	1	7	20
Byrd	0	1	15	16
Christon	0	3	9	12
Crum	1	0	0	1
Davis	0	0	4	4
Fountain	0	0	1	1
Greene	0	1	0	1
Haskell	0	0	1	1
Matthews	0	24	0	24
Mayden	81	0	18	99
Nicholson	0	1	0	1
Penny	0	8	0	8
Redman	0	8	0	8
Rudolph	0	1	0	1
Shavers	0	26	0	26
Shaw	0	16	0	16
TOTALS	94	94	77	266

MISCELLANEOUS STATISTICS

RESULT OF SAN DIEGO STATE TURNOVERS

Opponent	Qtr.	Turnover (Player)	Defender	Led To	Pts.*
Arizona	2	Interception (Burmeister)	Turner (INT)	Touchdown	7
	4	Fumble (Bell)	Shand (FF), Cage (FR)	Downs	0
Idaho State	3	Fumble (Burmeister)	Jones (FF), Brown (FR)	Punt	0
	3	Fumble (Byrd)	Trevino (FF), Trevino (FR)	Downs	0
Utah	2	Fumble (Greene)	Furey (FF), Savage (FR)	Touchdown	7
	3	Interception (Crum)	Reid (INT)	Touchdown	7
Toledo	3	Interception (Burmeister)	McDonald (INT)	Punt	0
Boise State	3	Interception (Burmeister)	Jones (INT)	Touchdown	7
Hawai'i	N/A				
Nevada	4	Fumble (Matthews)	Sanders (FF), Mateialona (FR)	Punt	0
Fresno State	3	Interception (Mayden)	Lockridge (INT)	Interception	0
	4	Fumble (Mayden)	Perales (FF), Hudson Jr (FR)	Blocked FG	0
	4	Interception (Mayden)	Carlton (INT)	Downs	0
UNLV	1	Interception (Mayden)	Johnson (INT)	Punt	0
San Jose State	1	Interception (Mayden)	Dansby (INT)	Touchdown	7
New Mexico	4	Interception (Mayden)	Reed (INT)	Punt	0
Air Force	3	Fumble (Mayden)	Zdroik (FR)	FG	3
	4	Interception (Mayden)	Goodwin (INT)	Punt	0
	4	Interception (Mayden)	Taylor (INT)	Clock	0
Middle Tennessee	2	Interception (Mayden)	Patterson (INT)	Downs	0
	2	Fumble (Mayden)	Dixon (FR)	TD	7
	3	Interception (Mayden)	Ross (INT)	FG	3
	4	Interception (Mayden)	Ferguson (INT)	TD	7
4	Fumble (Shavers)	Ross (FR)	Clock	0	

RESULT OF OPPONENT TURNOVERS

Opponent	Qtr.	Turnover (Player)	Defender	Led To	Pts.*
Arizona	2	Fumble (Singer)	Barfield (FF), Barfield (FR)	Touchdown	7
	2	Interception (de Laura)	Tumblin (INT)	Interception	0
Utah	4	Muffed Punt (Mataele)	Shaw (FR)	Touchdown	7
Toledo	2	Interception (Finn)	Barfield (INT)	Punt	0
	2	Fumble (Boone)	Tavai (FF), McDonald, Co. (FR)	Punt	0
	3	Interception (Finn)	Celestine (INT)	Punt	0
	4	Interception (Finn)	McDonald, Co. (INT)	Clock	0
Boise State	2	Muffed Punt (Ferguson-Reynolds)	Shavers (FR)	Touchdown	7
Hawai'i	4	Fumble (Bowens)	Co. McDonald (FF,FR)	Clock	0
	2	Interception (Illingworth)	Justus Tavai (INT)	FG	3
Fresno State	3	Interception (Haener)	Avinger (INT)	Touchdown	7
	4	Interception (Haener)	McMorris (INT)	Fumble	0
UNLV	2	Fumble (Brumfield)	Fountain (FR)	MFG	0
	2	Fumble (White)	Barfield (FF), Branch (FR)	Punt	0
	3	Interception (Brumfield)	Malone (INT)	Punt	0
San Jose State	4	Interception (Cordeiro)	Branch (INT)	Touchdown	7
New Mexico	2	Interception (Montes)	Branch (INT)	Downs	0
Air Force	N/A				
Middle Tennessee	2	Interception (Cunningham)	Malone (INT)	Downs	0

Opponent's 18 turnovers resulted in 45 points for San Diego State

San Diego State's 15 turnovers resulted in 35 opponent points

+ - indicates turnover was gained in overtime

TURNOVER ANALYSIS

	TO	Opp. Pts.	TD/FG	Pts./TO*
San Diego State	23	55	7/2	2.39
Opponent	19	45	6/1	2.37

+ - indicates an additional turnover was lost in overtime

TURNOVERS LOST

Name	TO's Lost	Fum.	Int.	Points	^PPT
Bell	1	1	0	0	0.00
Burmeister	4	1	3	14	3.50
Byrd	1	1	0	0	0.00
Crum	1	0	1	7	7.00
Greene	1	1	0	7	7.00
Mayden	13	3	10	27	2.08
Matthews	1	1	0	0	0.00
Shavers	1	1	0	0	0.00
TOTALS	23	9	14	55	2.39

TO'S Lost - turnovers lost. Fum. - fumbles lost. Int. - Interceptions thrown. Points - points scored by the opponent after a turnover. ^PPT - points per turnover scored by the opponent (does not include turnovers gained in overtime). NOTE: Total turnovers equals FUM and INT.

TURNOVERS GAINED

Name	#TAPO	FF	FR	Int.	Points	^PPT
Avinger	1	0	0	1	7	7.00
Barfield	4	2	1	1	7	3.50
Branch	4	0	1	3	0	0.00
Celestine	1	0	0	1	0	0.00
Fountain	1	0	1	0	0	0.00
Malone	2	0	0	2	0	0.00
McDonald, Co.	1	0	0	1	0	0.00
McDonald, Co.	2	1	2	0	0	0.00
McMorris	2	0	1	1	7	3.50
Shavers	1	0	1	0	7	7.00
Shaw	1	0	1	0	7	7.00
Shawcroft	1	1	0	0	7	7.00
Tavai, Jo.	1	1	0	0	0	0.00
Tavai, Ju.	1	0	0	1	3	3.00
Tumblin	1	0	0	1	0	0.00
TOTALS	22	5	8	10	45	2.05

#TAPO - turnovers a part of (FF, FR, Int.). FF - forced fumbles, FR - fumbles recovered. Int. - Interceptions. Points - points scored off an opponent's turnover (NOTE: fumbles forced and fumbles recovered are each awarded half the points for SDSU's score ex.: a touchdown and PAT after a fumble gives each player 3.50 points). ^PPT - points per turnover scored by SDSU (+ - indicates an additional turnover was gained in overtime. * - total turnovers equals FR and Int.)

MISCELLANEOUS STATISTICS

SAN DIEGO STATE BIG OFFENSIVE PLAYS (20+ YARDS) (47 overall)

Game	Player	Type	Down & Dist.	Yards
Arizona (0)				
Idaho State (6)	Burmeister	Rush	1st & 10	47
	Browning	Rush (Fake Punt)	4th & 4	26
	Byrd	Rush	1st & 10	53
	Armstead	Rush	1st & 10	23
	Christon	Rush	3rd & 1	34
	Armstead	Rush	2nd & 10	61
Utah (0)				
Toledo (3)	Byrd	Rush	1st & 10	37
	Byrd	Rush	1st & 10	43
	Christon	Rush	1st & 10	23
Boise State (1)	Burmeister/Mathews	Pass	3rd & 7	26
Hawai'i (4)	Mayden/Mathews	Pass	3rd & 5	25
	Mayden/Shavers	Pass	3rd & 9	41
	Mayden/Penny	Pass	3rd & 6	20
	Mayden/Shavers	Pass	2nd & 15	42
Nevada (4)	Mayden/Redman	Pass	3rd & 10	21
	Bell	Rush	1st & 10	24
	Mayden	Rush	3rd & 5	32
	Mayden/Penny	Pass	2nd & 15	22
Fresno State (8)	Mayden/Shaw	Pass	2nd & 9	23
	Mayden	Rush	1st & 10	28
	Mayden/Shavers	Pass	3rd & 11	21
	Mayden/Shavers	Pass	2nd & 7	32
	Mayden/Christon	Pass	1st & 10	26
	Mayden/Christon	Pass	3rd & 7	49
	Mayden/Blake	Pass	3rd & 2	29
	Browning	Rush (Fake Punt)	4th & 4	33
UNLV (4)	Mayden/Mathews	Pass	2nd & 12	24
	Mayden/Mathews	Pass	2nd & 8	28
	Mayden/Shavers	Pass	2nd & 12	24
	Mayden/Redman	Pass	1st & 10	24
San Jose State (4)	Mayden/Shavers	Pass	2nd & 10	23
	Mayden/Shavers	Pass	2nd & 4	66
	Mayden	Rush	2nd & 3	21
	Mayden/Mathews	Pass	3rd & 5	20
New Mexico (6)	Mayden/Shaw	Pass	1st & 10	51
	Mayden/Shavers	Pass	3rd & 8	63
	Mayden/Shaw	Pass	3rd & 14	30
	Christon	Run	4th & 1	49
	Mayden/Redman	Pass	2nd & 10	28
	Christon	Rush	1st & 10	20
Air Force (2)	Mayden/Redman	Pass	1st & 10	28
	Mayden/Penny	Pass	4th & 4	40
Middle Tennessee (5) Fountain		Rush	4th & 7	27
	Mayden/Christon	Pass	3rd & 10	73
	Mayden	Rush	2nd & 13	21
	Mayden/Shavers	Pass	3rd & 1	31
	Mayden/Mathews	Pass	1st & 10	20

RED indicates touchdown scored on the play

OPPONENT BIG OFFENSIVE PLAYS (20+ YARDS) (51 overall)

Game	Player	Type	Down & Dist.	Yards
Arizona (6)	de Laura/Cowing	Pass	3rd & 13	25
	de Laura/Singer	Pass	1st & 10	24
	de Laura/Cowing	Pass	1st & 10	29
	de Laura/McMillan	Pass	2nd & 7	37
	de Laura/Cowing	Pass	1st & 10	25
	de Laura/Cowing	Pass	3rd & 2	38
Idaho State (3)	Vander Waal/Guillory	Pass	2nd & 10	75
	Wallace/Hayes	Pass	1st & 10	25
	Gronauer/Fredrickson	Pass	2nd & 8	34
Utah (6)	Dixon	Rush	1st & 10	22
	Rising/Vele	Pass	1st & 10	20
	Rising/Kuithe	Pass	3rd & 3	30
	Bernard	Rush	2nd & 3	24
	Rising/Bernard	Pass	1st & 10	26
	Rising/Kincaid	Pass	2nd & 9	25
Toledo (3)	Finn/Boone	Pass	3rd & 6	28
	Finn/Kelly	Pass	1st & 10	20
	Finn/Blankumsee	Pass	1st & 15	36
Boise State (6)	Holani	Rush	2nd & 10	20
	Vidlak/Bowens	Pass	1st & 10	53
	Jeanty	Rush	1st & 10	24
	Jeanty	Rush	3rd & 2	32
	Green	Rush	1st & 10	39
	Holani	Rush	1st & 10	29
Hawai'i (3)	Schager/Bowens	Pass	3rd & 14	66
	Hines	Rush	1st & 10	27
	Parson	Rush	2nd & 7	22
Nevada (5)	Illingworth/Curtis	Pass	4th & 3	26
	Illingworth/Curtis	Pass	2nd & 16	20
	Illingworth/Casteel	Pass	2nd & 8	24
	Taua	Rush	1st & 10	26
	Illingworth/Campbell	Pass	4th & 7	23
Fresno State (6)	Haener/Pope	Pass	3rd & 12	21
	Haener/Remigio	Pass	3rd & 8	29
	Haener/Remigio	Pass	3rd & 12	21
	Haener/Pope	Pass	3rd & 10	39
	Haener/Pope	Pass	3rd & 4	20
	Haener/Remigio	Pass	1st & 10	37
UNLV (5)	Brumfield/White	Pass	2nd & 10	20
	Brumfield/Williams	Pass	1st & 10	70
	Brumfield/Williams	Pass	3rd & 4	23
	Robbins	Rush	3rd & 2	24
	Robbins	Rush	1st & 10	22
San Jose State (3)	Cardiera/Cooks	Pass	3rd & 3	27
	Cordeiro/Loving-Black	Pass	2nd & 7	32
	Cordeiro/Hamilton	Pass	2nd & 10	21
New Mexico (2)	Jones	Rush	1st & 16	51
	Montes/Hall	Pass	2nd & 9	21
Air Force (2)	Roberts	Rush	2nd & 4	63
	Roberts	Rush	3rd & 1	22
Middle Tennessee (2) Cunningham/Lane		Pass	1st & 10	30
	Cunningham/Gathings	Pass	1st & 10	22

RED indicates touchdown scored on the play

SAN DIEGO STATE BIG OFFENSIVE PLAYS (20+ YARDS)

Name	Total	Rushing	Receiving	20-29	30-39	40-49	50-59	60-69	70-79	80-89	90-99
Armstead	2	2		1				1			
Bell	1	1		1							
Blake	1		1	1							
Browning	2	2		1	1						
Burmeister	1	1				1					
Byrd	3	3			1	1	1				
Christon	7	4	3	3	1	2			1		
Fountain	1		1	1							
Mathews	6		6	5	1						
Mayden	4	4		3	1						
Penny	3		3	2		1					
Redman	4		4	4							
Shavers	9		9	3	2	2		2			
Shaw	3		3	1	1		1				
SDSU TOTALS	47	17	30	26	8	7	2	3	1	0	0
OPPONENT	51	15	36	35	11	0	2	2	1	0	0

MISCELLANEOUS STATISTICS

SEASON HIGHS

POINTS SCORED

12, Mekhi Shaw at New Mexico (Nov. 18)
 12, Jalen Mayden at Fresno State (Oct. 29)
 12, Jordan Byrd vs. Toledo (Sept. 24)
 12, Jordan Byrd vs. Idaho State (Sept. 10)
 11, Jack Browning at Nevada (Oct. 22)
 11, Jack Browning vs. Hawai'i (Oct. 8)
 11, Jack Browning vs. Middle Tennessee (Dec. 24)

TOUCHDOWNS SCORED

2, Mekhi Shaw at New Mexico (Nov. 18)
 2, Jalen Mayden at Fresno State (Oct. 29)
 2, Jordan Byrd vs. Toledo (Sept. 24)
 2, Jordan Byrd vs. Idaho State (Sept. 10)

MOST RUSHING ATTEMPTS

16, Jordan Byrd vs. Toledo (Sept. 24)
 14, Jaylon Armstead vs. UNLV (Nov. 5)
 13, Jordan Byrd at Boise State (Sept. 30)

MOST RUSHING YARDS

115, Jordan Byrd vs. Toledo (Sept. 24)
 103, Kenan Christon at New Mexico (Nov. 18)
 96, Jaylon Armstead vs. Idaho State (Sept. 10)

MOST RUSHING TOUCHDOWNS

2, Jalen Mayden at Fresno State (Oct. 29)
 2, Jordan Byrd vs. Toledo (Sept. 24)

LONGEST RUSH

61, Jaylon Armstead vs. Idaho State (Sept. 10)
 53, Jordan Byrd vs. Idaho State (Sept. 10)
 47, Braxton Burmeister vs. Idaho State (Sept. 10)
 43, Jordan Byrd vs. Toledo (Sept. 24)

MOST PASSING ATTEMPTS

43, Jalen Mayden vs. Middle Tennessee (Dec. 24)
 36, Jalen Mayden vs. Hawai'i (Oct. 8)
 31, Jalen Mayden vs. Air Force (Nov. 26)
 31, Jalen Mayden vs. UNLV (Nov. 5)

MOST PASSING COMPLETIONS

24, Jalen Mayden vs. Hawai'i (Oct. 8)
 19, Jalen Mayden vs. UNLV (Nov. 5)
 19, Jalen Mayden at Fresno State (Oct. 29)
 19, Jalen Mayden vs. Middle Tennessee (Dec. 24)

MOST PASSING YARDS

322, Jalen Mayden vs. Hawai'i (Oct. 8)
 309, Jalen Mayden vs. Middle Tennessee (Dec. 24)
 280, Jalen Mayden at New Mexico (Nov. 18)

MOST PASSING TOUCHDOWNS

2, Jalen Mayden at New Mexico (Nov. 18)
 2, Jalen Mayden vs. UNLV (Nov. 5)
 2, Jalen Mayden vs. Middle Tennessee (Dec. 24)

LONGEST PASS

73, Jalen Mayden vs. Middle Tennessee (Dec. 24)
 63, Jalen Mayden at New Mexico (Nov. 18)
 51, Jalen Mayden at New Mexico (Nov. 18)
 42, Jalen Mayden vs. Hawai'i (Oct. 8)

MOST RECEPTIONS

8, Tyrell Shavers vs. Hawai'i (Oct. 8)
 7, Jesse Matthews vs. Middle Tennessee (Dec. 24)
 6, Jesse Matthews vs. Hawai'i (Oct. 8)
 6, Mekhi Shaw at New Mexico (Nov. 18)

MOST RECEIVING YARDS

149, Tyrell Shavers vs. Hawai'i (Oct. 8)
 111, Kenan Christon vs. Middle Tennessee (Dec. 24)
 99, Jesse Matthews vs. Middle Tennessee (Dec. 24)
 84, Jesse Matthews vs. UNLV (Nov. 5)
 68, Jesse Matthews vs. Hawai'i (Oct. 8)

MOST RECEIVING TOUCHDOWNS

2, Mekhi Shaw at New Mexico (Nov. 18)

LONGEST RECEPTION

63, Tyrell Shavers at New Mexico (Nov. 18)
 51, Mekhi Shaw at New Mexico (Nov. 18)
 42, Tyrell Shavers vs. Hawai'i (Oct. 8)
 41, Tyrell Shavers vs. Hawai'i (Oct. 8)

MOST FIELD GOALS

3, Jack Browning at Nevada (Oct. 22)
 3, Jack Browning vs. Hawai'i (Oct. 8)
 3, Jack Browning vs. Middle Tennessee (Dec. 24)
 2, Jack Browning at New Mexico (Nov. 18)
 2, Jack Browning at Boise State (Sept. 30)
 2, Jack Browning vs. Arizona (Sept. 3)

LONGEST FIELD GOAL

52, Jack Browning vs. Middle Tennessee (Dec. 24)
 50, Jack Browning vs. Toledo (Sept. 24)
 45, Jack Browning vs. Hawai'i (Oct. 8)

MOST PUNTS

10, Jack Browning at Boise State (Sept. 30)
 9, Jack Browning vs. Toledo (Sept. 24)
 8, Jack Browning at Utah (Sept. 17)

HIGHEST PUNTING AVERAGE

50.2, Jack Browning vs. UNLV (Nov. 5)
 49.5, Jack Browning at Boise State (Sept. 30)
 48.8, Jack Browning vs. Middle Tennessee (Dec. 24)

LONGEST PUNT

61, Jack Browning vs. UNLV (Nov. 5)
 59, Jack Browning vs. Idaho State (Sept. 10)
 57, Jack Browning vs. Arizona (Sept. 3)
 57, Jack Browning vs. Middle Tennessee (Dec. 24)

LONGEST PUNT RETURN

66, Jordan Byrd vs. Idaho State (Sept. 10)
 36, Tyrell Shavers at Boise State (Sept. 30)

MOST PUNT RETURN YARDS

75, Jordan Byrd vs. Idaho State (Sept. 10)
 50, Tyrell Shavers at Boise State (Sept. 30)
 22, Jordan Byrd vs. Arizona (Sept. 3)

LONGEST KICKOFF RETURN

37, Jordan Byrd vs. Air Force (Nov. 26)
 36, Jordan Byrd vs. Idaho State (Sept. 10)
 33, Jordan Byrd at Nevada (Oct. 22)

MOST KICKOFF RETURN YARDS

84, Jordan Byrd vs. Middle Tennessee (Dec. 24)
 64, Jordan Byrd vs. Arizona (Sept. 3)
 45, Jordan Byrd vs. Toledo (Sept. 24)

MOST ALL-PURPOSE YARDS

169, Jordan Byrd vs. Idaho State (Sept. 10)
 163, Jordan Byrd vs. Toledo (Sept. 24)
 108, Jordan Byrd vs. Arizona (Sept. 3)

MOST TACKLES

12, Michael Shawcroft vs. Air Force (Nov. 26)
 12, Jonah Tavai vs. Air Force (Nov. 26)
 11, Michael Shawcroft vs. UNLV (Nov. 5)
 10, Michael Shawcroft at Fresno State (Oct. 29)

MOST SACKS

3, Jonah Tavai vs. San Jose State (Nov. 12)
 2.5, Jonah Tavai at Fresno State (Oct. 29)
 2, Jonah Tavai at Nevada (Oct. 22)

MOST TACKLES FOR LOSS

3.5, Keshawn Banks at Nevada (Oct. 22)
 3.0, Jonah Tavai vs. San Jose State (Nov. 12)
 3.0, Keshawn Banks at Nevada (Oct. 22)
 2.5, Justus Tavai vs. New Mexico (Nov. 18)
 2.5, Michael Shawcroft at Fresno State (Oct. 29)
 2.5, Jonah Tavai at Fresno State (Oct. 29)
 2.5, Caden McDonald vs. Idaho State (Sept. 10)

MOST INTERCEPTIONS

1, 13x, last Dez Malone vs. Middle Tennessee (Dec. 24)

LONGEST INTERCEPTION RETURN

31, Dez Malone at Boise State (Sept. 30)

RED indicates touchdown scored on play

THIRD DOWN EFFICIENCY ANALYSIS

	Total	Pct.	1	2	3	4	5	6	7	8	9	10	11+	Longest Converted
SAN DIEGO STATE	52-174	29.89	10-16	5-12	3-5	3-12	3-11	2-10	5-15	4-11	4-8	6-21	7-51	3rd & 16 - vs. San Jose State
OPPONENTS	66-175	37.71	13-22	10-13	4-7	7-13	4-16	4-8	5-15	5-19	3-13	2-15	9-40	3rd & 16 - at Nevada

GOAL TO GO

	No.	Score	TD	FG	MFG	Downs	TOs	Half	Game	Points [^]	PPP
SAN DIEGO STATE	16	15	8	7	0	0	1	0	0	70	4.38
OPPONENTS	24	19	15	4	0	0	0	0	0	117	4.88

[^] - does not include PAT. PPP - points per possession

PUNT ANALYSIS

	Punts	Yards	Avg.	TB	Returns	Yards	Avg.	Net Avg.	Pct. Not Returned	In 20	In 10	In 5	Opp. Territory No.	Yds.	Adj. 50 & Out No.	Avg.
Jack Browning	68	3,135	46.25	4	27	178	7.65	42.16	61.76	28	17	6	11	419	53	47.75
TEAM	1	12	12.00	0	0	0	0.00	12.00	100.0	0	0	0	0	0	0	0
TOTAL	69	3,147	45.61	4	27	178	6.59	41.28	62.31	28	17	6	11	419	53	47.98
OPPONENTS	81	3,172	39.16	7	24	162	6.75	34.03	64.19	19	8	4	12	537	62	36.32

Returns - times the opponent returned a punt. Yards - yards for the returned punts. Avg. - yards per returned punt. Pct. Not Returned - percent of punts that were not returned. In 20 - inside the 20. In 10 - inside the 10. In 5 - inside the 5. Opp. Territory - number and yards of punts inside opponents territory. Adj. 50 & Out - punt average excluding punts inside opponents territory.

KICKOFF ANALYSIS

	Total	RET	FC	MUF	NA	TB	In 20	In 25	OB	OnS	Squib	Total YL	Return YL	AFP	AFP w/R
Jack Browning	59	22	1	0	0	37	21	1	0	0	0	2,241	900	24.38	22.35
Jarrett Reeser	4	2	0	0	0	1	0	0	1	0	0	101	41	25.25	-
TOTAL	64	24	1	0	0	38	21	1	1	0	0	2,342	941	23.75	22.15
OPPONENTS	56	37	2	0	0	14	3	5	3	1	3	1,522	618	24.66	23.11

Does not include penalties. RET - no. of returns. FC - fair catch. MUF - muffed. NA - no attempt at a return. TB - touchback. In 20 - inside 20. In 25 - inside 25. OB out of bounds. OnS - on-sides (does not count for AFP or AFP w/R). Squib - squibs. Total YL - opponent total yard line. Return YL - opponent total yard line on returns. AFP - average field position on kickoffs. AFP w/R - average position on returned kickoffs

LAST TIME IT HAPPENED

TEAM	San Diego State	Opponent
Scored, 60 or More Points	Nov. 3, 1990 vs. Utah (66)	Nov. 26, 2016 vs. Colorado State* (63)
Scored, 50 or More Points	Nov. 4, 2017 at San José State* (52)	Nov. 26, 2016 vs. Colorado State* (63)
Scored, 40 or More Points	Nov. 12, 2022 vs. San Jose State (43)	Dec. 4, 2021 vs. Utah State (46)
Scored, 30 or More Points	Nov. 18 at New Mexico (34)	Sept. 30, 2022 at Boise State* (35)
Total Offense, 600 Yards or More	Nov. 4, 2017 at San José State* (648)	Sept. 10, 2016 vs. California (604)
Total Offense, 500 Yards or More	Oct. 31, 2020 at Utah State* (570)	Nov. 24, 2018 vs. Hawai'i* (at) (516)
Total Offense, 400 Yards or More	Nov. 18, 2022 at New Mexico (459)	Sept. 30, 2022 at Boise State* (450)
Total Offense, 85 or More Plays	Oct. 26, 2013 vs. No. 15 Fresno State* (87)	Dec. 23, 2017 vs. Army West Point (91)
Total Offense, 75 or More Plays	Dec. 24, 2022 vs. Middle Tennessee (75)	Nov. 26, 2021 vs. Boise State* (77)
30 or More First Downs	Dec. 21, 2021 vs. No. 24/25 UTSA (31)	Dec. 23, 2017 vs. Army West Point (31)
25 or More First Downs	Dec. 21, 2021 vs. No. 24/25 UTSA (31)	Sept. 3, 2022 vs. Arizona (25)
Two-Point Conversion	Sept. 18, 2021 vs. Utah	Sept. 18, 2021 vs. Utah
Rushing, 500 Yards or More	Nov. 4, 2017 at San José State* (554)	Has not occurred
Rushing, 400 Yards or More	Oct. 31, 2020 at Utah State* (407)	Dec. 23, 2017 vs. Army West Point (440)
Rushing, 300 Yards or More	Sept. 10, 2022 vs. Idaho State (392)	Sept. 30, 2022 at Boise State (316)
Rushing, 80 or More Attempts	Has not occurred	Dec. 23, 2017 vs. Army West Point (87)
Rushing, 70 or More Attempts	Nov. 4, 2017 at San José State* (71)	Dec. 23, 2017 vs. Army West Point (87)
Rushing, 60 or More Attempts	Nov. 4, 2017 at San José State* (71)	Nov. 26, 2022 vs. Air Force* (66)
Rushing, 50 or More Attempts	Sept. 11, 2021 at Arizona (55)	Nov. 28, 2020 at Colorado (53)
Rushing, 7 or More Touchdowns	Sept. 14, 1991 vs. Pacific (7)	Oct. 18, 2008 at New Mexico* (8)
Rushing, 6 or More Touchdowns	Nov. 4, 2017 at San José State* (6)	Oct. 18, 2008 at New Mexico* (8)
Rushing, 5 or More Touchdowns	Nov. 4, 2017 at San José State* (6)	Sept. 30, 2022 at Boise State* (5)
Rushing, 4 or More Touchdowns	Oct. 9, 2021 vs. New Mexico* (4)	Sept. 30, 2022 at Boise State* (5)
Passing, 500 Yards or More	Nov. 20, 2010 vs. No. 25 Utah* (528)	Sept. 10, 2016 vs. California (522)
Passing, 400 Yards or More	Dec. 17, 2011 vs. La.-Lafayette (413)	Nov. 24, 2018 vs. Hawai'i* (at) (452)
Passing, 300 Yards or More	Dec. 24, 2022 vs. Middle Tennessee (309)	Dec. 4, 2021 vs. Utah State (318)
Passing, 50 or More Attempts	Aug. 31, 2013 vs. Eastern Illinois (64)	Sept. 18, 2021 vs. Utah (3ot) (58)
Passing, 40 or More Attempts	Dec. 24, 2022 vs. Middle Tennessee (43)	Sept. 24, 2022 vs. Toledo (40)
Passing, 30 or More Attempts	Nov. 26, 2022 vs. Air Force* (31)	Sept. 17, 2022 at Utah (30)
Passing, 30 or More Completions	Nov. 6, 2020 vs. San José State* (30)	Nov. 13, 2021 vs. Nevada* (34)
Passing, 25 or More Completions	Nov. 23, 2019 vs. at Hawai'i* (25)	Dec. 4, 2021 vs. Utah State (29)
Passing, 20 or More Completions	Oct. 8, 2022 vs. Hawai'i (24)	Sept. 24, 2022 vs. Toledo (22)
Passing, 6 or More Touchdowns	Oct. 24, 2009 at Colorado State* (6)	Has not occurred
Passing, 5 or More Touchdowns	Oct. 24, 2009 at Colorado State* (6)	Nov. 26, 2016 vs. Colorado State* (5)
Shut Out	Aug. 31, 2019 vs. Weber State (W, 6-0)	Dec. 19, 2018 vs. Ohio (L, 0-27)
Shut Out Through 3 Quarters	Sept. 24, 2022 vs. Toledo (W, 17-14)	Sept. 14, 2022 at Utah (L, 7-35)
Shut Out Through Halftime	Nov. 26, 2022 vs. Air Force* (L, 3-13)	Oct. 8, 2022 vs. Hawai'i (L, 14-16)
Shut Out Through 1 Quarter	Sept. 30, 2022 at Boise State* (L, 13-35)	Oct. 22, 2022 at Nevada (L, 7-23)
Recorded a Safety	Nov. 12, 2022 vs. San Jose State* (W, 43-27)	Dec. 4, 2021 vs. Utah State (L, 13-46)
Allowed No Offensive Touchdowns	Oct. 9, 2021 vs. New Mexico* (W, 31-7)	Nov. 26, 2022 vs. Air Force (L, 3-13)
Allowed 200 Yards or Less Total Offense	Sept. 30, 2022 at Boise State (114)	Sept. 30, 2022 at Boise State* (114)
Allowed 100 Yards or Less Total Offense	Oct. 3, 2015 vs. Fresno State* (89)	Oct. 4, 2008 at TCU* (85)
Allowed 50 Yards or Less Rushing	Nov. 12, 2022 vs. San Jose State* (28)	Nov. 26, 2022 vs. Air Force (0)
Allowed 100 Yards or Less Rushing	Nov. 18 at New Mexico (97)	Oct. 22, 2022 at Nevada (34)
Allowed 100 Yards or Less Passing	Oct. 23, 2021 at Air Force* (72)	Sept. 30, 2022 at Boise State* (33)
Allowed 10 First Downs or Fewer	Nov. 18, 2022 at New Mexico (9)	Nov. 26, 2022 vs. Air Force* (8)
Did Not Commit a Turnover	Oct. 8, 2022 vs. Hawai'i (0)	Nov. 6, 2022 vs. Air Force* (0)
Recorded 6 or More Turnovers	Sept. 5, 2015 vs. San Diego (6)	Has not occurred
Recorded 5 or More Turnovers	Dec. 24, 2022 vs. Middle Tennessee (5)	Has not occurred
Intercepted 5 or More Passes	Sept. 5, 2015 vs. San Diego (5)	Sept. 23, 2016 vs. Utah* (5)
Intercepted 4 or More Passes	Dec. 17, 2016 vs. Houston (4)	Aug. 31, 2013 vs. Eastern Illinois (4)
Intercepted 3 or More Passes	Sept. 24, 2022 vs. Toledo (3)	Sept. 6, 2014 at No. 21 North Carolina (3)
Recovered 4 Fumbles	Dec. 23, 2014 vs. Navy (4)	Nov. 16, 2013 at Hawai'i* (4)
Recovered 3 Fumbles	Oct. 23, 2015 vs. Utah State* (3) S	Sept. 26, 2015 at Penn State (3)

LAST TIME IT HAPPENED

TEAM	San Diego State	Opponent
Scored a Defensive Touchdown	Oct. 22, 2022 at Nevada	Oct. 22, 2022 at Nevada *
Recorded 10 or More Tackles For Loss	Oct. 9, 2021 vs. New Mexico (10)	Nov. 28, 2020 at Colorado (11)
Recorded 5 or More Sacks	Sept. 4, 2021 vs. New Mexico State (5)	Aug. 31, 2018 at No. 13/13 Stanford (5)
No Penalties	Sept. 23, 2017 at Air Force*	Dec. 19, 2018 vs. Ohio
Time of Possession, 35 plus minutes	Dec. 21, 2021 vs. No. 24/25 UTSA (37:51)	Nov. 28, 2020 at Colorado (37:28)

INDIVIDUAL RUSHING

Rushing, 300 Yards or More	300, by Marshall Faulk vs. Hawai'i*, W - 52-28, Nov. 14, 1992
Rushing, 250 Yards or More	253, by Rashaad Penny at Hawai'i*, W - 28-7, Oct. 28, 2017
Rushing, 200 Yards or More	221, by Rashaad Penny vs. Army West Point, L - 35-42, Dec. 23, 2017
Rushing, 150 Yards or More	161, by Greg Bell vs. New Mexico State, W - 28-10, Sept. 4, 2021
Rushing, 100 Yards or More	102, by Kenan Christon at New Mexico, W - 34-10, Nov. 18, 2022
Had two 100-yard Rushers	118, by Jordan Byrd and 116, by Chance Bell at New Mexico State, W - 31-10, Sept. 14, 2019
Rushing, 40 Times or More	40, by Lynell Hamilton vs. Wyoming*, W - 25-20, Oct. 25, 2003
Rushing, 35 Times or More	36, by Juwan Washington vs. Sacramento State, W - 28-14, Sept. 8, 2018
Rushing, 30 Times or More	33, by Greg Bell vs. Utah, W - 33-31 (3ot), Sept. 18, 2021
Rushing, 25 Times or More	26, by Greg Bell vs. No. 24/25 UTSA, W - 38-24, Dec. 21, 2021
Rushing, 4 Touchdowns or More	4, by Rashaad Penny vs. Army West Point, L - 35-42, Dec. 23, 2017
Rushing, 3 Touchdowns or More	3, by Juwan Washington vs. Sacramento State, W - 28-14, Sept. 8, 2018
Rushing, 2 Touchdowns or More	2, by Jordan Byrd vs. Toledo, W - 17-14, Sept. 24, 2022
Had a run of 90 yards or More	95, by Rashaad Penny at Arizona State, W - 30-20, Sept. 9, 2017
Had a run of 80 yards or More	81, by Rashaad Penny vs. Army West Point, L - 35-42, Dec. 23, 2017
Had a run of 70 yards or More	73, by Jordan Byrd at Utah State*, W - 38-7, Oct. 31, 2020
Had a run of 60 yards or More	61, by Jaylon Armstead vs. Idaho State W - 38-7, Sept. 10, 2022
Had a run of 50 yards or More	53, by Jordan Byrd vs. Idaho State W - 38-7, Sept. 10, 2022

PASSING

Passing, 500 Yards or More	528, by Ryan Lindley vs. No. 25 Utah*, L - 34-38, Nov. 20, 2010
Passing, 400 Yards or More	413, by Ryan Lindley vs. Louisiana-Lafayette, L - 30-32, Dec. 17, 2011
Passing, 300 Yards or More	309, by Jalen Mayden vs. Middle Tennessee, L - 23-25, Dec. 24, 2022
Attempted 50 or More Passes	63, by Adam Dingwell vs. Eastern Illinois, L - 19-40, Aug. 31, 2013
Attempted 40 or More Passes	43, by Jalen Mayden vs. Middle Tennessee, L - 23-25, Dec. 24, 2022
Attempted 30 or More Passes	36, by Jalen Mayden vs. Hawai'i W - 16-14, Oct. 8, 2022
Completed 40 or More Passes	40, by Todd Santos vs. Stanford, L - 40-44, Oct. 17, 1987
Completed 35 or More Passes	36, by Ryan Lindley vs. No. 25 Utah*, L - 34-38, Nov. 20, 2010
Completed 30 or More Passes	33, by Ryan Agnew vs. Fresno State*, W - 17-7, Nov. 15, 2019
Threw Six Touchdown Passes	6, by Ryan Lindley at Colorado State*, W - 42-28, Oct. 24, 2009
Threw Five Touchdown Passes	6, by Ryan Lindley at Colorado State*, W - 42-28, Oct. 24, 2009
Threw Four Touchdown Passes	4, by Ryan Lindley vs. Cal Poly, W - 49-21, Sept. 3, 2011
Threw Three Touchdown Passes	3, by Jalen Mayden vs. San Jose State*, W - 43-27, Nov. 12, 2022
Completed a Pass of 80 Yards or More	89, by Christian Chapman to Fred Trevillion vs. Boise State*, L - 14-31, Oct. 14, 2017
Completed a Pass of 70 Yards or More	73, by Jalen Mayden to Kenan Christon vs. Middle Tennessee, L - 23-25, Dec. 24, 2022
Completed a Pass of 60 Yards or More	63 by Jalen Mayden to Tyrell Shavers vs. San Jose State*, W - 43-27, Nov. 12, 2022
Completed a Pass of 50 Yards or More	63 by Jalen Mayden to Tyrell Shavers at New Mexico*, W - 34-10, Nov. 18, 2022

RECEIVING

Caught 15 or More Passes	15, by DeMarco Sampson at Colorado State*, W - 42-28, Oct. 24, 2009
Caught 10 or More Passes	11, by Jesse Matthews vs. No. 24/25 UTSA, W - 38-24, Dec. 21, 2021
Had 200 or More Yards Receiving	257, by DeMarco Sampson at Colorado State*, W - 42-28, Oct. 24, 2009
Had 150 or More Yards Receiving	175, by Jesse Matthews vs. No. 24/25 UTSA, W - 38-24, Dec. 21, 2021
Had 100 or More Yards Receiving	120, by Mekhi Shaw, at New Mexico*, W - 34-10, Nov. 18, 2022
Had two 100-yard Receivers	125, by Gavin Escobar and 102, by Colin Lockett vs. Fresno State, W - 35-28, Dec. 3, 2011
Caught Three or More TDs	3, by Jesse Matthews at UNLV*, W - 28-20, Nov. 19, 2021
Caught Two or More TDs	2, by Jesse Matthews vs. No. 24/25 UTSA, W - 38-24, Dec. 21, 2021

TOTAL OFFENSE

Had 500 or More Yards Total Offense	518, by Ryan Lindley vs. No. 25 Utah, L - 34-38, Nov. 20, 2010
Had 400 or More Yards Total Offense	419, by Ryan Lindley vs. Louisiana-Lafayette, L - 30-32, Dec. 17, 2011
Had 100 Yards Both Passing and Rushing	229 (passing), 101 (rushing), by Kevin O'Connell at Brigham Young*, L - 16-49, Nov. 6, 2004

SCORING

Accounted for Five or More TDs	5, by Ryan Katz vs. Hawai'i*, W - 52-14, Oct. 6, 2012
Accounted for Four or More TDs	4, by Jalen Mayden, L - 28-32, Oct. 22, 2022
Accounted for Three or More TDs	4, by Jalen Mayden, L - 28-32, Oct. 22, 2022

LAST TIME IT HAPPENED

RETURNS

Returned a Fumble for a Touchdown
 Returned an Interception for a Touchdown
 Returned a Kickoff for a Touchdown
 Returned a Punt for a Touchdown
 Returned a Two-Point Conversion
 Returned a Blocked Punt for a Touchdown
 Returned a Blocked Field Goal for a Touchdown

32, by Patrick McMorris at Nevada, W - 23-7, Oct. 22, 2022
 17, by Andrew Aleki at UNLV*, W - 28-20, Nov. 19, 2021
 95, by Jordan Byrd vs. San Jose State*, W - 43-27, Nov. 12, 2022
 66, by Jordan Byrd vs. Idaho State, W - 38-7, Sept. 10, 2022
 David Lamar at New Mexico State, W - 26-16, Sept. 28, 2013
 Tyrell Shavers at Boise State*, L - 13-35, Sept. 30, 2022
 Has not happened since start of 2003 season

DEFENSE

Intercepted Three or More Passes
 Intercepted Two or More Passes
 Recovered Three or More Fumbles
 Recovered Two or More Fumbles
 Recorded 15 or More Tackles
 Recorded 10 or More Tackles
 Recorded Three or More Quarterback Sacks
 Recorded Two Quarterback Sacks
 Recorded Four Tackles for Loss
 Recorded Three Tackles for Loss

3, by Luq Barcoo at Colorado State*, W - 24-10, Oct. 5, 2019
 2, by Patrick McMorris vs. Boise State*, W - 27-16, Nov. 26, 2021
 Has not occurred
 2, by Kirk Morrison at New Mexico*, L - 8-15, Nov. 9, 2002
 15, by Kyhava Tezino vs. Air Force*, W - 21-17, Oct. 12, 2018
 11, by Michael Shawcroft vs. UNLV, W - 14-10, Nov. 5, 2022
 3.0, by Jonah Tavai vs. Boise State*, W - 27-16, Nov. 26, 2021
 2.0, by Keshawn Banks vs. Middle Tennessee, L - 23-25, Dec. 24, 2022
 4.0, by Jay Henderson vs. Northern Illinois, W - 34-28, Sept. 30, 2017
 3.5, by Jonah Tavai vs. Boise State*, W - 27-16, Nov. 26, 2021

SPECIAL TEAMS

Scored 15 or More Points Kicking
 Scored 10 or More Points Kicking
 Kicked Five or More Field Goals
 Kicked Four or More Field Goals
 Kicked Three or More Field Goals
 Kicked Two Field Goals of 50 or More Yards
 Kicked a 50-yard Field Goal
 Kicked a Punt 70 or More Yards
 Kicked a Punt 60 or More Yards
 Punted Nine or More Times
 Totaled 100 or More Kick Return Yards
 Totaled 100 or More Punt Return Yards
 Blocked a Punt
 Blocked a Field Goal
 Blocked a PAT

18, by Matt Araiza vs. Central Michigan, W - 48-11, Dec. 21, 2019
 11, by Jack Browning vs. Middle Tennessee, L - 23-25, Dec. 24, 2022
 Has not occurred
 4, by John Baron at Utah State*, - W - 40-13, Oct. 26, 2016
 3, by Jack Browning at Nevada, W - 23-7, Oct. 22, 2022
 51 and 50, by Chris O'Brien vs. New Mexico, W - 37-31, Nov. 17, 1984
 52, by Jack Browning vs. Middle Tennessee, L - 23-25, Dec. 24, 2022
 79, by Matt Araiza at Hawai'i*, W - 17-10, Nov. 6, 2021
 63, by Jack Browning at New Mexico*, W - 34-10, Nov. 18, 2022
 10, by Jack Browning at Boise State*, L - 13-35, Sept. 30, 2022
 126, by Jordan Byrd vs. Utah, W - 33-31 (3ot), Sept. 18, 2021
 106, by Lloyd Mills vs. South Alabama, L - 27-34 (ot), Sept. 19, 2015
 Tyrell Shavers at Boise State*, L - 13-35, Sept. 30, 2022
 Cedarius Barfield at Fresno State, L - 28-32, Oct. 29, 2022
 Caden McDonald vs. Utah State, L, 13-46, Dec. 4, 2021

SNAPDRAGON STADIUM RECORDS

TEAM SINGLE-GAME

Points

Most Points

43 vs. San Jose State* (W, 43-27), Nov. 12, 2022
 38 vs. Idaho State (W, 38-7), Sept. 10, 2022
 20 vs. Arizona (L, 20-38), Sept. 3, 2022
 17 vs. Toledo (W, 17-10), Sept. 24, 2022
 16 vs. Hawai'i* (W, 16-14), Oct. 8, 2022
 Opp: 38 by Arizona (L, 20-38), Sept. 3, 2022

Fewest Points Allowed

7 vs. Idaho (W, 38-7), Sept. 10, 2022
 10 vs. UNLV* (W, 14-10), Nov. 5, 2022
 13 vs. Air Force* (L, 3-13), Nov. 26, 2022
 14 vs. Hawai'i* (W, 16-14), Oct. 8, 2022
 14 vs. Toledo (W, 17-10), Sept. 24, 2022

Most Points / Both Teams

70 vs. San Jose State* (W, 43-27), Nov. 12, 2022
 58 vs. Arizona (L, 20-38), Sept. 3, 2022
 45 vs. Idaho State (W, 38-7), Sept. 10, 2022
 31 vs. Toledo (W, 17-10), Sept. 24, 2022
 30 vs. Hawai'i* (W, 16-14), Oct. 8, 2022

Fewest Points / Both Teams

16 vs. Air Force* (L, 3-13), Nov. 26, 2022
 24 vs. UNLV* (W, 14-10), Nov. 5, 2022
 30 vs. Hawai'i* (W, 16-14), Oct. 8, 2022
 31 vs. Toledo (W, 17-10), Sept. 24, 2022
 45 vs. Idaho State (W, 38-7), Sept. 10, 2022

Largest Margin of Victory

31 vs. Idaho (W, 38-7), Sept. 10, 2022
 16 vs. San Jose State (W, 43-27), Nov. 12, 2022
 4 vs. UNLV* (W, 14-10), Nov. 5, 2022
 3 vs. Toledo (W, 17-10), Sept. 24, 2022
 2 vs. Hawai'i* (W, 16-14), Oct. 8, 2022

Largest Margin of Defeat

18 vs. Arizona (L, 20-38), Sept. 3, 2022
 10 vs. Air Force* (L, 3-13), Nov. 26, 2022

First Quarter Points

14 vs. Idaho (W, 38-7), Sept. 10, 2022
 7 vs. San Jose State* (W, 43-27), Nov. 12, 2022
 Opp: 14 vs. San Jose State* (W, 43-27), Nov. 12, 2022

Second Quarter Points

17 vs. San Jose State* (W, 43-27), Nov. 12, 2022
 10 vs. Arizona (L, 20-38), Sept. 3, 2022
 7 vs. UNLV* (W, 14-10), Nov. 5, 2022
 7 vs. Toledo (W, 17-10), Sept. 24, 2022
 7 vs. Idaho (W, 38-8), Sept. 10, 2022
 Opp: 14 by Arizona (L, 20-38), Sept. 3, 2022

Third Quarter Points

14 vs. San Jose State* (W, 43-27), Nov. 12, 2022
 10 vs. Arizona (L, 20-38), Sept. 3, 2022
 7 vs. UNLV* (W, 14-10), Nov. 5, 2022
 7 vs. Hawai'i* (W, 16-14), Oct. 8, 2022
 3 vs. Air Force* (L, 3-13), Nov. 26, 2022
 3 vs. Toledo (W, 17-10), Sept. 24, 2022
 3 vs. Idaho (W, 38-8), Sept. 10, 2022
 Opp: 7, three times, last vs. UNLV* (Nov. 5, 2022)

Fourth Quarter Points

14 vs. Arizona (L, 20-38), Sept. 3, 2022
 7 vs. Toledo (W, 17-10), Sept. 24, 2022
 6 vs. Hawai'i* (W, 16-14), Oct. 8, 2022
 5 vs. San Jose State* (W, 43-27), Nov. 12, 2022
 Opp: 14 by Toledo (W, 17-10), Sept. 24, 2022

Most Touchdowns

5 vs. San Jose State* (W, 43-27), Nov. 12, 2022
 5 vs. Idaho State (W, 38-7), Sept. 10, 2022
 2 vs. UNLV* (W, 14-10), Nov. 5, 2022
 2 vs. Toledo (W, 17-10), Sept. 24, 2022
 2 vs. Arizona (L, 20-38), Sept. 3, 2022
 Opp: 5 by Arizona (L, 20-38), Sept. 3, 2022

Fewest Touchdowns Allowed

1 vs. Air Force* (L, 3-13), Nov. 26, 2022
 1 vs. UNLV* (W, 14-10), Nov. 5, 2022
 1 vs. Idaho (W, 38-7), Sept. 10, 2022
 2 vs. Hawai'i* (W, 16-14), Oct. 8, 2022
 2 vs. Toledo (W, 17-10), Sept. 24, 2022

Most Touchdowns / Both Teams

9 vs. San Jose State* (W, 43-27), Nov. 12, 2022
 7 vs. Arizona (L, 20-38), Sept. 3, 2022
 6 vs. Idaho State (W, 38-7), Sept. 10, 2022
 4 vs. Toledo (W, 17-10), Sept. 24, 2022
 3 vs. UNLV* (W, 14-10), Nov. 5, 2022
 3 vs. Hawai'i* (W, 16-14), Oct. 8, 2022

Fewest Touchdowns / Both Teams

1 vs. Air Force* (L, 3-13), Nov. 26, 2022
 3 vs. UNLV* (W, 14-10), Nov. 5, 2022
 3 vs. Hawai'i* (W, 16-14), Oct. 8, 2022
 4 vs. Toledo (W, 17-10), Sept. 24, 2022
 6 vs. Idaho State (W, 38-7), Sept. 10, 2022

Total Offense

Most Total Yards

488 vs. Idaho State (W, 38-7), Sept. 10, 2022
 425 vs. San Jose State* (W, 43-27), Nov. 12, 2022
 417 vs. Hawai'i* (W, 16-14), Oct. 8, 2022
 315 vs. UNLV* (W, 14-10), Nov. 5, 2022
 282 vs. Toledo (W, 17-10), Sept. 24, 2022
 Opp: 461 by Arizona (L, 20-38), Sept. 3, 2022

Fewest Total Yards Allowed

223 vs. San Jose State* (W, 43-27), Nov. 12, 2022
 285 vs. Air Force* (L, 3-13), Nov. 26, 2022
 325 vs. UNLV* (W, 14-10), Nov. 5, 2022
 338 vs. Idaho State (W, 38-7), Sept. 10, 2022
 342 vs. Hawai'i* (W, 16-14), Oct. 8, 2022

Most Total Yards / Both Teams

826 vs. Idaho State (W, 38-7), Sept. 10, 2022
 759 vs. Hawai'i* (W, 16-14), Oct. 8, 2022
 693 vs. Arizona (L, 20-38), Sept. 3, 2022
 658 vs. Toledo (W, 17-10), Sept. 24, 2022
 648 vs. San Jose State* (W, 43-27), Nov. 12, 2022

Fewest Total Yards / Both Teams

472 vs. Air Force* (L, 3-13), Nov. 26, 2022
 640 vs. UNLV* (W, 14-10), Nov. 5, 2022
 648 vs. San Jose State* (W, 43-27), Nov. 12, 2022
 658 vs. Toledo (W, 17-10), Sept. 24, 2022
 693 vs. Arizona (L, 20-38), Sept. 3, 2022

Largest Margin of Total Yards

202 vs. San Jose State* (W, 43-27), Nov. 12, 2022
 150 vs. Idaho State (W, 38-7), Sept. 10, 2022
 75 vs. Hawai'i* (W, 16-14), Oct. 8, 2022

Most Total Plays

72 vs. UNLV* (W, 14-10), Nov. 5, 2022
 71 vs. Hawai'i* (W, 16-14), Oct. 8, 2022
 69 vs. Idaho State (W, 38-7), Sept. 10, 2022
 68 vs. San Jose State* (W, 43-27), Nov. 12, 2022
 58 vs. Arizona (L, 20-38), Sept. 3, 2022
 Opp: 74, twice, last by Toledo (W, 17-10), Sept. 24, 2022

Most Total Plays / Both Teams

142 vs. Idaho State (W, 38-7), Sept. 10, 2022
 133 vs. UNLV* (W, 14-10), Nov. 5, 2022
 132 vs. Arizona (L, 20-38), Sept. 3, 2022
 131 vs. Toledo (W, 17-10), Sept. 24, 2022
 129 vs. Hawai'i* (W, 16-14), Oct. 8, 2022

Highest Yards Per Play

7.07 vs. Idaho State (W, 38-7), Sept. 10, 2022
 6.25 vs. San Jose State* (W, 43-27), Nov. 12, 2022
 5.87 vs. Hawai'i* (W, 16-14), Oct. 8, 2022
 4.95 vs. Toledo (W, 17-10), Sept. 24, 2022
 4.38 vs. UNLV* (W, 14-10), Nov. 5, 2022
 Opp: 6.23 vs. Arizona (L, 20-38), Sept. 3, 2022

Fewest Yards Allowed Per Play

4.07 vs. Air Force* (L, 3-13), Nov. 26, 2022
 4.13 vs. San Jose State* (W, 43-27), Nov. 12, 2022
 4.63 vs. Idaho State (W, 38-7), Sept. 10, 2022
 4.95 vs. Toledo (W, 17-10), Sept. 24, 2022
 5.33 vs. UNLV* (W, 14-10), Nov. 5, 2022

Rushing Offense

Most Rushing Yards

380 vs. Idaho State (W, 38-7), Sept. 10, 2022
 268 vs. San Jose State* (W, 43-27), Nov. 12, 2022
 217 vs. Toledo (W, 17-10), Sept. 24, 2022
 170 vs. Arizona (L, 20-38), Sept. 3, 2022
 99 vs. UNLV* (W, 14-10), Nov. 5, 2022
 Opp: 271 by Air Force* (L, 3-13), Nov. 26, 2022

Fewest Rushing Yards Allowed

28 vs. San Jose State* (W, 43-27), Nov. 12, 2022
 80 vs. Idaho State (W, 38-7), Sept. 10, 2022
 118 vs. UNLV* (W, 14-10), Nov. 5, 2022
 122 vs. Toledo (W, 17-10), Sept. 24, 2022
 146 vs. Hawai'i* (W, 16-14), Oct. 8, 2022

Most Rushing Yards / Both Teams

460 vs. Idaho State (W, 38-7), Sept. 10, 2022
 339 vs. Toledo (W, 17-10), Sept. 24, 2022
 332 vs. Arizona (L, 20-38), Sept. 3, 2022
 270 vs. Air Force* (L, 3-13), Nov. 26, 2022
 241 vs. Hawai'i* (W, 16-14), Oct. 8, 2022

Fewest Rushing Yards / Both Teams

185 vs. San Jose State* (W, 43-27), Nov. 12, 2022
 217 vs. UNLV* (W, 14-10), Nov. 5, 2022
 241 vs. Hawai'i* (W, 16-14), Oct. 8, 2022
 270 vs. Air Force* (L, 3-13), Nov. 26, 2022
 332 vs. Arizona (L, 20-38), Sept. 3, 2022

Largest Margin of Rushing Yards

300 vs. Idaho State (W, 38-7), Sept. 10, 2022
 217 vs. Toledo (W, 17-10), Sept. 24, 2022
 129 vs. San Jose State* (W, 43-27), Nov. 12, 2022
 8 vs. Arizona (L, 20-38), Sept. 3, 2022

Most Rushing Attempts

45 vs. San Jose State* (W, 43-27), Nov. 12, 2022
 43 vs. Idaho State (W, 38-7), Sept. 10, 2022
 42 vs. Arizona (L, 20-38), Sept. 3, 2022
 41 vs. UNLV* (W, 14-10), Nov. 5, 2022
 35 vs. Hawai'i* (W, 16-14), Oct. 8, 2022
 Opp: 66 by Air Force* (L, 3-13), Nov. 26, 2022

Most Rushing Attempts / Both Teams

81 vs. Air Force* (L, 3-13), Nov. 26, 2022
 81 vs. Arizona (L, 20-38), Sept. 3, 2022
 76 vs. Idaho State (W, 38-7), Sept. 10, 2022
 75 vs. UNLV* (W, 14-10), Nov. 5, 2022
 67 vs. Toledo (W, 17-10), Sept. 24, 2022

Highest Rushing Yards Per Carry

8.84 vs. Idaho State (W, 38-7), Sept. 10, 2022
 6.58 vs. Toledo (W, 17-10), Sept. 24, 2022
 4.05 vs. Arizona (L, 20-38), Sept. 3, 2022
 3.49 vs. San Jose State* (W, 43-27), Nov. 12, 2022
 2.71 vs. Hawai'i* (W, 16-14), Oct. 8, 2022
 Opp: 6.08 by Hawai'i* (W, 16-14), Oct. 8, 2022

Most Rushing Touchdowns

3 vs. Idaho State (W, 38-7), Sept. 10, 2022
 2 vs. Toledo (W, 17-10), Sept. 24, 2022
 1 vs. San Jose State* (W, 43-27), Nov. 12, 2022
 Opp: 1, five times, last by vs. Air Force* (L, 3-13), Nov. 26, 2022

Passing Offense**Most Passing Yards**

322 vs. Hawai'i* (W, 16-14), Oct. 8, 2022
 268 vs. San Jose State* (W, 43-27), Nov. 12, 2022
 216 vs. UNLV* (W, 14-10), Nov. 5, 2022
 188 vs. Air Force* (L, 3-13), Nov. 26, 2022
 108 vs. Idaho State (W, 38-7), Sept. 10, 2022
 Opp: 299 by Arizona (L, 20-38), Sept. 3, 2022

Fewest Passing Yards Allowed

14 vs. Air Force* (L, 3-13), Nov. 26, 2022
 195 vs. San Jose State* (W, 43-27), Nov. 12, 2022
 196 vs. Hawai'i* (W, 16-14), Oct. 8, 2022
 207 vs. UNLV* (W, 14-10), Nov. 5, 2022
 254 vs. Toledo (W, 17-10), Sept. 24, 2022

Most Passing Yards / Both Teams

518 vs. Hawai'i* (W, 16-14), Oct. 8, 2022
 463 vs. San Jose State* (W, 43-27), Nov. 12, 2022
 423 vs. UNLV* (W, 14-10), Nov. 5, 2022
 366 vs. Idaho State (W, 38-7), Sept. 10, 2022
 361 vs. Arizona (L, 20-38), Sept. 3, 2022

Fewest Passing Yards / Both Teams

202 vs. Air Force* (L, 3-13), Nov. 26, 2022
 319 vs. Toledo (W, 17-10), Sept. 24, 2022
 361 vs. Arizona (L, 20-38), Sept. 3, 2022
 366 vs. Idaho State (W, 38-7), Sept. 10, 2022
 423 vs. UNLV* (W, 14-10), Nov. 5, 2022

Largest Margin of Passing Yards

174 vs. Air Force* (L, 3-13), Nov. 26, 2022
 126 vs. Hawai'i* (W, 16-14), Oct. 8, 2022
 73 vs. San Jose State* (W, 43-27), Nov. 12, 2022

Most Passing Attempts

36 vs. Hawai'i* (W, 16-14), Oct. 8, 2022
 31 vs. Air Force* (L, 3-13), Nov. 26, 2022
 31 vs. UNLV* (W, 14-10), Nov. 5, 2022
 26 vs. Idaho State (W, 38-7), Sept. 10, 2022
 24 vs. Toledo (W, 17-10), Sept. 24, 2022
 Opp: 40, twice, last by Toledo (W, 17-10), Sept. 24, 2022

Most Passing Attempts / Both Teams

70 vs. Hawai'i* (W, 16-14), Oct. 8, 2022
 66 vs. Idaho State (W, 38-7), Sept. 10, 2022
 64 vs. Toledo (W, 17-10), Sept. 24, 2022
 58 vs. UNLV* (W, 14-10), Nov. 5, 2022
 56 vs. San Jose State* (W, 43-27), Nov. 12, 2022

Most Passing Completions

24 vs. Hawai'i* (W, 16-14), Oct. 8, 2022
 19 vs. UNLV* (W, 14-10), Nov. 5, 2022
 17 vs. San Jose State* (W, 43-27), Nov. 12, 2022
 16 vs. Air Force* (L, 3-13), Nov. 26, 2022
 15 vs. Idaho State (W, 38-7), Sept. 10, 2022
 Opp: 24 by Idaho State (W, 38-7), Sept. 10, 2022

Most Passing Completions / Both Teams

44 vs. Hawai'i* (W, 16-14), Oct. 8, 2022
 39 vs. Idaho State (W, 38-7), Sept. 10, 2022
 36 vs. San Jose State* (W, 43-27), Nov. 12, 2022
 36 vs. UNLV* (W, 14-10), Nov. 5, 2022
 35 vs. Toledo (W, 17-10), Sept. 24, 2022

Highest Pass Efficiency Rating

206.14 vs. San Jose State* (W, 43-27), Nov. 12, 2022
 150.97 vs. Hawai'i* (W, 16-14), Oct. 8, 2022
 134.66 vs. UNLV* (W, 14-10), Nov. 5, 2022
 105.28 vs. Idaho State (W, 38-7), Sept. 10, 2022
 89.65 vs. Air Force* (L, 3-13), Nov. 26, 2022
 Opp: 166.62 by Arizona (L, 20-38), Sept. 3, 2022

Most Passing Touchdowns

3 vs. San Jose State* (W, 43-27), Nov. 12, 2022
 2 vs. UNLV* (W, 14-10), Nov. 5, 2022
 1 vs. Hawai'i* (W, 16-14), Oct. 8, 2022
 1 vs. Idaho State (W, 38-7), Sept. 10, 2022
 1 vs. Arizona (L, 20-38), Sept. 3, 2022
 Opp: 4 by Arizona (L, 20-38), Sept. 3, 2022

Turnovers**Most Turnovers Gained**

4 vs. UNLV* (W, 14-10), Nov. 5, 2022
 4 vs. Toledo (W, 17-10), Sept. 24, 2022
 2 vs. Arizona (L, 20-38), Sept. 3, 2022
 1 vs. San Jose State* (W, 43-27), Nov. 12, 2022
 1 vs. Hawai'i* (W, 16-14), Oct. 8, 2022
 Opp: 3 by Air Force* (L, 3-13), Nov. 26, 2022

Most Interceptions

3 s. Toledo (W, 17-10), Sept. 24, 2022
 2 vs. UNLV* (W, 14-10), Nov. 5, 2022
 1 vs. San Jose State* (W, 43-27), Nov. 12, 2022
 1 vs. Arizona (L, 20-38), Sept. 3, 2022
 Opp: 2 by Air Force* (L, 3-13), Nov. 26, 2022

Most Fumbles Forced

2 vs. UNLV* (W, 14-10), Nov. 5, 2022
 1 vs. Toledo (W, 17-10), Sept. 24, 2022
 1 vs. Arizona (L, 20-38), Sept. 3, 2022
 Opp: 2 by Idaho State (W, 38-7), Sept. 10, 2022

Most Fumbles Recovered

2 vs. UNLV* (W, 14-10), Nov. 5, 2022
 1 vs. Hawai'i* (W, 16-14), Oct. 8, 2022
 1 vs. Toledo (W, 17-10), Sept. 24, 2022
 1 vs. Arizona (L, 20-38), Sept. 3, 2022
 Opp: 2 by Idaho State (W, 38-7), Sept. 10, 2022

Most Turnovers / Both Teams

5 vs. UNLV* (W, 14-10), Nov. 5, 2022
 5 vs. Toledo (W, 17-10), Sept. 24, 2022
 4 vs. Arizona (L, 20-38), Sept. 3, 2022
 3 vs. Air Force* (L, 3-13), Nov. 26, 2022
 2 vs. San Jose State* (W, 43-27), Nov. 12, 2022
 2 vs. Idaho State (W, 38-7), Sept. 10, 2022

Special Teams**Most Field Goals**

3 vs. Hawai'i* (W, 16-14), Oct. 8, 2022
 2 vs. San Jose State* (W, 43-27), Nov. 12, 2022
 2 vs. Arizona (L, 20-38), Sept. 3, 2022
 1 vs. Air Force* (L, 3-13), Nov. 26, 2022
 1 vs. Toledo (W, 17-10), Sept. 24, 2022
 1 vs. Idaho State (W, 38-7), Sept. 10, 2022
 Opp: 2, by Air Force* (L, 3-13), Nov. 26, 2022

Most Punts

9 vs. Toledo (W, 17-10), Sept. 24, 2022
 6 vs. Air Force* (L, 3-13), Nov. 26, 2022
 6 vs. UNLV* (W, 14-10), Nov. 5, 2022
 6 vs. Idaho State (W, 38-7), Sept. 10, 2022
 5 vs. Hawai'i* (W, 16-14), Oct. 8, 2022
 5 vs. Arizona (L, 20-38), Sept. 3, 2022
 Opp: 11 by Idaho State (W, 38-7), Sept. 10, 2022

Fewest Punts

2 vs. San Jose State* (W, 43-27), Nov. 12, 2022
 5 vs. Air Force* (L, 3-13), Nov. 26, 2022
 5 vs. Hawai'i* (W, 16-14), Oct. 8, 2022
 5 vs. Arizona (L, 20-38), Sept. 3, 2022
 6 vs. UNLV* (W, 14-10), Nov. 5, 2022
 6 vs. Idaho State (W, 38-7), Sept. 10, 2022
 Opp: 3 by Arizona (L, 20-38), Sept. 3, 2022

Highest Punt Average (min. 3 punts)

50.2 vs. UNLV* (W, 14-10), Nov. 5, 2022
 47.5 vs. Idaho State (W, 38-7), Sept. 10, 2022
 46.0 vs. Air Force* (L, 3-13), Nov. 26, 2022
 44.8 vs. Hawai'i* (W, 16-14), Oct. 8, 2022
 40.4 vs. Toledo (W, 17-10), Sept. 24, 2022
 Opp: 45.1 by Hawai'i* (W, 16-14), Oct. 8, 2022

Most Kick Returns

4 vs. Air Force* (L, 3-13), Nov. 26, 2022
 4 vs. San Jose State* (W, 43-27), Nov. 12, 2022
 3 vs. Toledo (W, 17-10), Sept. 24, 2022
 3 vs. Arizona (L, 20-38), Sept. 3, 2022
 2 vs. UNLV* (W, 14-10), Nov. 5, 2022
 2 vs. Idaho State (W, 38-7), Sept. 10, 2022
 Opp: 5 by Hawai'i* (W, 16-14), Oct. 8, 2022

Most Kick Return Yards

125 vs. San Jose State* (W, 43-27), Nov. 12, 2022
 83 vs. Air Force* (L, 3-13), Nov. 26, 2022
 76 vs. Toledo (W, 17-10), Sept. 24, 2022
 64 vs. Arizona (L, 20-38), Sept. 3, 2022
 47 vs. Idaho State (W, 38-7), Sept. 10, 2022
 Opp: 93 by Hawai'i* (W, 16-14), Oct. 8, 2022

Highest Kick Return Average (min. 2 KR)

31.2 vs. San Jose State* (W, 43-27), Nov. 12, 2022
 28.5 vs. Idaho State (W, 38-7), Sept. 10, 2022
 25.3 vs. Toledo (W, 17-10), Sept. 24, 2022
 21.3 vs. Arizona (L, 20-38), Sept. 3, 2022
 20.75 vs. Air Force* (L, 3-13), Nov. 26, 2022
 Opp: 21.0 by San Jose State* (W, 43-27), Nov. 12, 2022

Most Punt Returns

7 vs. Idaho State (W, 38-7), Sept. 10, 2022
 3 vs. UNLV* (W, 14-10), Nov. 5, 2022
 2 vs. Air Force* (L, 3-13), Nov. 26, 2022
 2 vs. Toledo (W, 17-10), Sept. 24, 2022
 2 vs. Arizona (L, 20-38), Sept. 3, 2022
 Opp: 3 by Hawai'i* (W, 16-14), Oct. 8, 2022

Most Punt Return Yards

73 vs. Idaho State (W, 38-7), Sept. 10, 2022
 23 vs. Arizona (L, 20-38), Sept. 3, 2022
 13 vs. Toledo (W, 17-10), Sept. 24, 2022
 10 vs. Hawai'i* (W, 16-14), Oct. 8, 2022
 6 vs. UNLV* (W, 14-10), Nov. 5, 2022
 Opp: 24 by Toledo (W, 17-10), Sept. 24, 2022

Highest Punt Return Average (min. 2 PR)

11.5 vs. Arizona (L, 20-38), Sept. 3, 2022
 10.4 vs. Idaho State (W, 38-7), Sept. 10, 2022
 6.5 vs. Toledo (W, 17-10), Sept. 24, 2022
 2.0 vs. UNLV* (W, 14-10), Nov. 5, 2022
 -5.5 vs. Air Force* (L, 3-13), Nov. 26, 2022
 Opp: 12.0 by Toledo (W, 17-10), Sept. 24, 2022

Miscellaneous**Most Time of Possession**

39:30 vs. San Jose State* (W, 43-27), Nov. 12, 2022
 36:10 vs. Hawai'i* (W, 16-14), Oct. 8, 2022
 34:04 vs. UNLV* (W, 14-10), Nov. 5, 2022
 29:20 vs. Idaho State (W, 38-7), Sept. 10, 2022
 28:13 vs. Toledo (W, 17-10), Sept. 24, 2022
 Opp: 39:13 by Air Force* (L, 3-13), Nov. 26, 2022

Most Penalties

11 vs. Toledo (W, 17-10), Sept. 24, 2022
 8 vs. Air Force* (L, 3-13), Nov. 26, 2022
 8 vs. Idaho State (W, 38-7), Sept. 10, 2022
 7 vs. San Jose State* (W, 43-27), Nov. 12, 2022
 6 vs. Arizona (L, 20-38), Sept. 3, 2022
 Opp: 7 by Idaho State (W, 38-7), Sept. 10, 2022

Fewest Penalties

2 vs. UNLV* (W, 14-10), Nov. 5, 2022
 4 vs. Hawai'i* (W, 16-14), Oct. 8, 2022
 6 vs. Arizona (L, 20-38), Sept. 3, 2022
 7 vs. San Jose State* (W, 43-27), Nov. 12, 2022
 8 vs. Air Force* (L, 3-13), Nov. 26, 2022
 8 vs. Idaho State (W, 38-7), Sept. 10, 2022
 Opp: 1 vs. San Jose State* (W, 43-27), Nov. 12, 2022

Most Penalties / Both Teams

17 vs. Toledo (W, 17-10), Sept. 24, 2022
 15 vs. Idaho State (W, 38-7), Sept. 10, 2022
 12 vs. Air Force* (L, 3-13), Nov. 26, 2022
 10 vs. Arizona (L, 20-38), Sept. 3, 2022
 8 vs. San Jose State* (W, 43-27), Nov. 12, 2022

Fewest Penalties / Both Teams

6 vs. UNLV* (W, 14-10), Nov. 5, 2022
 6 vs. Hawai'i* (W, 16-14), Oct. 8, 2022
 8 vs. San Jose State* (W, 43-27), Nov. 12, 2022
 10 vs. Arizona (L, 20-38), Sept. 3, 2022
 12 vs. Air Force* (L, 3-13), Nov. 26, 2022

Most Penalty Yards

103 vs. Toledo (W, 17-10), Sept. 24, 2022
 65 vs. San Jose State* (W, 43-27), Nov. 12, 2022
 65 vs. Idaho State (W, 38-7), Sept. 10, 2022
 49 vs. Air Force* (L, 3-13), Nov. 26, 2022
 37 vs. Arizona (L, 20-38), Sept. 3, 2022
 Opp: 53 by Toledo (W, 17-10), Sept. 24, 2022

Fewest Penalty Yards

15 vs. UNLV* (W, 14-10), Nov. 5, 2022
 33 vs. Hawai'i* (W, 16-14), Oct. 8, 2022
 37 vs. Arizona (L, 20-38), Sept. 3, 2022
 49 vs. Air Force* (L, 3-13), Nov. 26, 2022
 65 vs. San Jose State* (W, 43-27), Nov. 12, 2022
 65 vs. Idaho State (W, 38-7), Sept. 10, 2022
 Opp: 5 by San Jose State* (W, 43-27), Nov. 12, 2022

Most Penalty Yards / Both Teams

156 vs. Toledo (W, 17-10), Sept. 24, 2022
 115 vs. Idaho State (W, 38-7), Sept. 10, 2022
 79 vs. Air Force* (L, 3-13), Nov. 26, 2022
 72 vs. Arizona (L, 20-38), Sept. 3, 2022
 70 vs. San Jose State* (W, 43-27), Nov. 12, 2022

Fewest Penalty Yards / Both Teams

44 vs. Hawai'i* (W, 16-14), Oct. 8, 2022
 51 vs. UNLV* (W, 14-10), Nov. 5, 2022
 70 vs. San Jose State* (W, 43-27), Nov. 12, 2022
 72 vs. Arizona (L, 20-38), Sept. 3, 2022
 79 vs. Air Force* (L, 3-13), Nov. 26, 2022

Most First Downs

23 vs. San Jose State* (W, 43-27), Nov. 12, 2022
 22 vs. Hawai'i* (W, 16-14), Oct. 8, 2022
 20 vs. UNLV* (W, 14-10), Nov. 5, 2022
 19 vs. Idaho (W, 38-7), Sept. 10, 2022
 14 vs. Toledo (W, 17-10), Sept. 24, 2022
 14 vs. Arizona (L, 20-38), Sept. 3, 2022
 Opp: 25 by Arizona (L, 20-38), Sept. 3, 2022

Fewest First Downs Allowed

14 vs. Air Force* (L, 3-13), Nov. 26, 2022
 14 vs. San Jose State* (W, 43-27), Nov. 12, 2022
 14 vs. UNLV* (W, 14-10), Nov. 5, 2022
 14 vs. Idaho State (W, 38-7), Sept. 10, 2022
 17 vs. Hawai'i* (W, 16-14), Oct. 8, 2022

Most First Downs / Both Teams

39 vs. Hawai'i* (W, 16-14), Oct. 8, 2022
 39 vs. Arizona (L, 20-38), Sept. 3, 2022
 38 vs. Toledo (W, 17-10), Sept. 24, 2022
 37 vs. San Jose State* (W, 43-27), Nov. 12, 2022
 34 vs. UNLV* (W, 14-10), Nov. 5, 2022

Fewest First Downs / Both Teams

22 vs. Air Force* (L, 3-13), Nov. 26, 2022
 33 vs. Idaho State (W, 38-7), Sept. 10, 2022
 34 vs. UNLV* (W, 14-10), Nov. 5, 2022
 37 vs. San Jose State* (W, 43-27), Nov. 12, 2022
 38 vs. Toledo (W, 17-10), Sept. 24, 2022

Most Third Down Conversions

7 vs. Hawai'i* (W, 16-14), Oct. 8, 2022
 6 vs. San Jose State* (W, 43-27), Nov. 12, 2022
 5 vs. Idaho State (W, 38-7), Sept. 10, 2022
 4 vs. UNLV* (W, 14-10), Nov. 5, 2022
 2 vs. Arizona (L, 20-38), Sept. 3, 2022
 Opp: 6, four times, last by San Jose State* (W, 43-27), Nov. 12, 2022

Fewest Third Down Conversions Allowed

3 vs. Hawai'i* (W, 16-14), Oct. 8, 2022
 4 vs. Air Force* (L, 3-13), Nov. 26, 2022
 5 vs. UNLV* (W, 14-10), Nov. 5, 2022
 6 vs. San Jose State* (W, 43-27), Nov. 12, 2022
 6 vs. Toledo (W, 17-10), Sept. 24, 2022
 6 vs. Idaho State (W, 38-7), Sept. 10, 2022
 6 vs. Arizona (L, 20-38), Sept. 3, 2022

Highest Third-Down Conversion Percentage

46.2 vs. San Jose State* (W, 43-27), Nov. 12, 2022
 43.8 vs. Hawai'i* (W, 16-14), Oct. 8, 2022
 35.7 vs. Idaho State (W, 38-7), Sept. 10, 2022
 28.6 vs. UNLV* (W, 14-10), Nov. 5, 2022
 18.2 vs. Arizona (L, 20-38), Sept. 3, 2022
 Opp: 50.0 by San Jose State* (W, 43-27), Nov. 12, 2022

Lowest Third-Down Conversion Percentage Allowed

23.5 vs. Air Force* (L, 3-13), Nov. 26, 2022
 30.0 vs. Hawai'i* (W, 16-14), Oct. 8, 2022
 31.6 vs. Idaho State (W, 38-7), Sept. 10, 2022
 35.7 vs. UNLV* (W, 14-10), Nov. 5, 2022
 46.2 vs. Toledo (W, 17-10), Sept. 24, 2022
 46.2 vs. Arizona (L, 20-38), Sept. 3, 2022

Highest Attendance

34,046 vs. Arizona (L, 20-38), Sept. 3, 2022
 33,073 vs. Hawai'i* (W, 16-14), Oct. 8, 2022
 28,854 vs. UNLV* (W, 14-10), Nov. 5, 2022
 28,406 vs. San Jose State* (W, 43-27), Nov. 12, 2022
 27,865 vs. Idaho State (W, 38-7), Sept. 10, 2022

Warmest Temperature (at Kickoff)

100 vs. Arizona (L, 20-38), Sept. 3, 2022
 86 vs. Toledo (W, 17-10), Sept. 24, 2022
 83 vs. Idaho State (W, 38-7), Sept. 10, 2022
 69 vs. Hawai'i* (W, 16-14), Oct. 8, 2022
 67 vs. UNLV* (W, 14-10), Nov. 5, 2022

Coldest Temperature (at Kickoff)

55 vs. San Jose State* (W, 43-27), Nov. 12, 2022
 59 vs. Air Force* (L, 3-13), Nov. 26, 2022
 67 vs. UNLV* (W, 14-10), Nov. 5, 2022
 69 vs. Hawai'i* (W, 16-14), Oct. 8, 2022
 83 vs. Idaho State (W, 38-7), Sept. 10, 2022

INDIVIDUAL SINGLE-GAME**Most Rushing Yards**

115, Jordan Byrd vs. Toledo, Sept. 24, 2022
 96, Jaylon Armstead vs. Idaho State, Sept. 10, 2022
 80, Braxton Burmeister vs. Idaho State, Sept. 10, 2022
 72, Jaylon Armstead vs. UNLV*, Nov. 5, 2022
 61, Jalen Mayden vs. San Jose State*, Nov. 12, 2022
 Opp: 187, Brad Roberts, Air Force*, Nov. 26, 2022

Most Rushing Attempts

16, Jordan Byrd vs. Toledo, Sept. 24, 2022
 15, Jaylon Armstead vs. San Jose State*, Nov. 12, 2022
 14, Jaylon Armstead vs. UNLV*, Nov. 5, 2022
 10, Jalen Mayden vs. UNLV*, Nov. 5, 2022
 10, Jordan Byrd vs. Hawai'i*, Oct. 8, 2022
 10, Braxton Burmeister vs. Arizona, Sept. 3, 2022
 Opp: 35, Brad Roberts, Air Force*, Nov. 26, 2022

Most Rushing Touchdowns

2, Jordan Byrd vs. Toledo, Sept. 24, 2022
 1, Jaylon Armstead vs. San Jose State*, Nov. 12, 2022
 1, Cam Davis vs. Idaho State, Sept. 10, 2022
 1, Braxton Burmeister vs. Idaho State, Sept. 10, 2022
 1, Jordan Byrd vs. Idaho State, Sept. 10, 2022
 Opp: 1, five times, last by Brad Roberts, Air Force*, Nov. 26, 2022

Longest Rush

61, Jaylon Armstead vs. Idaho State, Sept. 10, 2022
 53t, Jordan Byrd vs. Idaho State, Sept. 10, 2022
 47t, Braxton Burmeister vs. Idaho State, Sept. 10, 2022
 43t, Jordan Byrd vs. Toledo, Sept. 24, 2022
 37, Jordan Byrd vs. Toledo, Sept. 24, 2022
 Opp: 63t, Brad Roberts, Air Force*, Nov. 26, 2022

Most Passing Yards

322, Jalen Mayden vs. Hawai'i*, Oct. 8, 2022
 268, Jalen Mayden vs. San Jose State*, Nov. 12, 2022
 216, Jalen Mayden vs. UNLV*, Nov. 5, 2022
 188, Jalen Mayden vs. Air Force*, Nov. 26, 2022
 108, Braxton Burmeister vs. Idaho State, Sept. 10, 2022
 Opp: 299, Jayden de Laura, Arizona, Sept. 3, 2022

Most Passing Attempts

36, Jalen Mayden vs. Hawai'i*, Oct. 8, 2022
 31, Jalen Mayden vs. Air Force*, Nov. 26, 2022
 31, Jalen Mayden vs. UNLV*, Nov. 5, 2022
 26, Braxton Burmeister vs. Idaho State, Sept. 10, 2022
 24, Braxton Burmeister vs. Toledo, Sept. 24, 2022
 Opp: 35, Jayden de Laura, Arizona, Sept. 3, 2022

Most Passing Completions

24, Jalen Mayden vs. Hawai'i*, Oct. 8, 2022
 19, Jalen Mayden vs. UNLV*, Nov. 5, 2022
 17, Jalen Mayden vs. San Jose State*, Nov. 12, 2022
 16, Jalen Mayden vs. Air Force*, Nov. 26, 2022
 15, Braxton Burmeister vs. Idaho State, Sept. 10, 2022
 Opp: 22, Jayden de Laura, Arizona, Sept. 3, 2022

Highest Pass Efficiency Rating (min. 12 att.)

215.51, Jalen Mayden vs. San Jose State*, Nov. 12, 2022
 150.97, Jalen Mayden vs. Hawai'i*, Oct. 8, 2022
 134.66, Jalen Mayden vs. UNLV*, Nov. 5, 2022
 105.28, Braxton Burmeister vs. Idaho State, Sept. 10, 2022
 89.65, Jalen Mayden vs. Air Force*, Nov. 26, 2022
 Opp: 166.62, Jayden de Laura, Arizona, Sept. 3, 2022

Most Passing Touchdowns

3, vs. San Jose State*, Nov. 12, 2022
 2, Jalen Mayden vs. UNLV*, Nov. 5, 2022
 1, Jalen Mayden vs. Hawai'i*, Oct. 8, 2022
 1, Braxton Burmeister vs. Idaho State, Sept. 10, 2022
 1, Braxton Burmeister vs. Arizona, Sept. 3, 2022
 Opp: 4, Jayden de Laura, Arizona, Sept. 3, 2022

Longest Pass

66t, Jalen Mayden vs. San Jose State*, Nov. 12, 2022
 42, Jalen Mayden vs. Hawai'i*, Oct. 8, 2022
 41, Jalen Mayden vs. Hawai'i*, Oct. 8, 2022
 40, Jalen Mayden vs. Air Force*, Nov. 26, 2022
 28, Jalen Mayden vs. Air Force*, Nov. 26, 2022
 28, Jalen Mayden vs. UNLV*, Nov. 5, 2022
 Opp: 75t, Tyler Vander Waal, Idaho State, Sept. 10, 2022

Most Receptions

8, Tyrell Shavers vs. Hawai'i*, Oct. 8, 2022
 6, Jesse Matthews vs. Hawai'i*, Oct. 8, 2022
 5, Mekhi Shaw vs. San Jose State*, Nov. 12, 2022
 5, Jesse Matthews vs. UNLV*, Nov. 5, 2022
 4, Jesse Matthews vs. Air Force*, Nov. 26, 2022
 4, Jesse Matthews vs. San Jose State*, Nov. 12, 2022
 4, Tyrell Shavers vs. San Jose State*, Nov. 12, 2022
 4, Tyrell Shavers vs. UNLV*, Nov. 5, 2022
 4, Mekhi Shaw vs. UNLV*, Nov. 5, 2022
 4, Brionne Penny vs. Hawai'i*, Oct. 8, 2022
 4, Mekhi Shaw vs. Hawai'i*, Oct. 8, 2022
 4, Mark Redman vs. Toledo, Sept. 24, 2022
 Opp: 9, Zion Bowens, Hawai'i*, Oct. 8, 2022

Most Receiving Yards

149, Tyrell Shavers vs. Hawai'i*, Oct. 8, 2022
 111, Tyrell Shavers vs. San Jose State*, Nov. 12, 2022
 84, Jesse Matthews vs. UNLV*, Nov. 5, 2022
 68, Jesse Matthews vs. Hawai'i*, Oct. 8, 2022
 64, Mekhi Shaw vs. San Jose State*, Nov. 12, 2022
 Opp: 152, Jacob Cowing, Arizona, Sept. 3, 2022

Most Receiving Touchdowns

1, Jesse Matthews vs. San Jose State*, Nov. 12, 2022
 1, Tyrell Shavers vs. San Jose State*, Nov. 12, 2022
 1, Mekhi Shaw vs. San Jose State*, Nov. 12, 2022
 1, Jesse Matthews vs. UNLV*, Nov. 5, 2022
 1, Mark Redman vs. UNLV*, Nov. 5, 2022
 1, Jordan Byrd vs. Hawai'i*, Oct. 8, 2022
 1, Tyrell Shavers vs. Idaho State, Sept. 10, 2022
 1, Tyrell Shavers vs. Arizona, Sept. 3, 2022
 Opp: 3, Jacob Cowing, Arizona, Sept. 3, 2022

Longest Reception

66t, Tyrell Shavers vs. San Jose State*, Nov. 12, 2022
 42, Tyrell Shavers vs. Hawai'i*, Oct. 8, 2022
 41, Tyrell Shavers vs. Hawai'i*, Oct. 8, 2022
 40, Brionne Penny vs. Air Force*, Nov. 26, 2022
 28, Mark Redman vs. Air Force*, Nov. 26, 2022
 28, Jesse Matthews vs. UNLV*, Nov. 5, 2022
 Opp: 75t, Xavier Guillory, Idaho State, Sept. 10, 2022

Most Total Offense Yards

331, Jalen Mayden vs. Hawai'i*, Oct. 8, 2022
 329, Jalen Mayden vs. San Jose State*, Nov. 12, 2022
 224, Jalen Mayden vs. UNLV*, Nov. 5, 2022
 188, Braxton Burmeister vs. Idaho State, Sept. 10, 2022
 184, Jalen Mayden vs. Air Force*, Nov. 26, 2022
 Opp: 299, Jayden de Laura, Arizona, Sept. 3, 2022

Most All-Purpose Yards

169, Jordan Byrd vs. Idaho State, Sept. 10, 2022
 163, Jordan Byrd vs. Toledo, Sept. 24, 2022
 149, Tyrell Shavers vs. Hawai'i*, Oct. 8, 2022
 135, Jordan Byrd vs. San Jose State*, Nov. 12, 2022
 111, Tyrell Shavers vs. San Jose State*, Nov. 12, 2022
 Opp: 187, Brad Roberts, Air Force*, Nov. 26, 2022

Most Points

12, Jordan Byrd vs. Toledo, Sept. 24, 2022
 12, Jordan Byrd vs. Arizona, Sept. 3, 2022
 11, Jack Browning vs. San Jose State*, Nov. 12, 2022
 9, Jack Browning vs. Hawai'i*, Oct. 8, 2022
 8, Jack Browning vs. Idaho State, Sept. 10, 2022
 8, Jack Browning vs. Arizona, Sept. 3, 2022
 Opp: 18, Jacob Cowing, Arizona, Sept. 3, 2022

Most Touchdowns

2, Jordan Byrd vs. Toledo, Sept. 24, 2022
 2, Jordan Byrd vs. Arizona, Sept. 3, 2022
 1, nine tied
 Opp: 3, Jacob Cowing, Arizona, Sept. 3, 2022

Most Tackles

12, Michael Shawcroft vs. Air Force*, Nov. 26, 2022
 12, Jonah Tavai vs. Air Force*, Nov. 26, 2022
 11, Michael Shawcroft vs. UNLV*, Nov. 5, 2022
 9, Michael Shawcroft vs. Toledo, Sept. 24, 2022
 9, Davaughn Celestine vs. Idaho State, Sept. 10, 2022
 9, Michael Shawcroft vs. Arizona, Sept. 3, 2022
 Opp: 12, Jerry Roberts, Arizona, Sept. 3, 2022

Most Tackles For Loss

3.0, Jonah Tavai vs. San Jose State*, Nov. 12, 2022
 2.5, Caden McDonald vs. Idaho State, Sept. 10, 2022
 2.0, Michael Shawcroft vs. Air Force*, Nov. 26, 2022
 2.0, Cooper McDonald vs. San Jose State*, Nov. 12, 2022
 2.0, Dallas Branch vs. UNLV*, Nov. 5, 2022
 2.0, Garret Fountain vs. Toledo, Sept. 24, 2022
 2.0, Jonah Tavai vs. Toledo, Sept. 24, 2022
 2.0, Michael Shawcroft vs. Idaho State, Sept. 10, 2022
 Opp: 4.5, Jalen Dixon, UNLV*, Nov. 5, 2022

Most Sacks

3.0, Jonah Tavai vs. San Jose State*, Nov. 12, 2022
 1.0, 10 tied
 Opp: Two tied at 2.0

Most Interceptions

1, Dallas Branch vs. San Jose State*, Nov. 12, 2022
 1, Dallas Branch vs. UNLV*, Nov. 5, 2022
 1, Dez Malone vs. UNLV*, Nov. 5, 2022
 1, Cedarius Barfield vs. Toledo, Sept. 24, 2022
 1, Davaughn Celestine vs. Toledo, Sept. 24, 2022
 1, Caden McDonald vs. Toledo, Sept. 24, 2022
 1, Noah Tumblin vs. Arizona, Sept. 3, 2022
 Opp: 1, six times

Most Field Goals

3, Jack Browning vs. Hawai'i*, Oct. 8, 2022
 2, Jack Browning vs. San Jose State*, Nov. 12, 2022
 2, Jack Browning vs. Arizona, Sept. 3, 2022
 1, Jack Browning vs. Air Force*, Nov. 26, 2022
 1, Jack Browning vs. Toledo, Sept. 24, 2022
 1, Jack Browning vs. Idaho State, Sept. 10, 2022
 Opp: 2, Matthew Dapore, Air Force, Nov. 26, 2022

Longest Field Goal

50, Jack Browning vs. Toledo, Sept. 24, 2022
 45, Jack Browning vs. Hawai'i*, Oct. 8, 2022
 44, Jack Browning vs. Arizona, Sept. 3, 2022
 31, Jack Browning vs. San Jose State*, Nov. 12, 2022
 30, Jack Browning vs. Hawai'i*, Oct. 8, 2022
 Opp: 32, Matthew Dapore, Air Force*, Nov. 26, 2022

Most Punts

9, Jack Browning vs. Toledo, Sept. 24, 2022
 6, Jack Browning vs. Air Force*, Nov. 26, 2022
 6, Jack Browning vs. UNLV*, Nov. 5, 2022
 6, Jack Browning vs. Idaho State, Sept. 10, 2022
 5, Jack Browning vs. Hawai'i*, Oct. 8, 2022
 Opp: 11, Ian Hershey, Idaho State, Sept. 10, 2022

Highest Punt Average (min. 3 punts)

50.2, Jack Browning vs. UNLV*, Nov. 5, 2022
 47.5, Jack Browning vs. Idaho State, Sept. 10, 2022
 46.0, Jack Browning vs. Air Force*, Nov. 26, 2022
 44.8, Jack Browning vs. Hawai'i*, Oct. 8, 2022
 41.8, Jack Browning vs. Arizona, Sept. 3, 2022
 Opp: 45.1, Matthew Shipley, Hawai'i*, Oct. 8, 2022

Longest Punt

61, Jack Browning vs. UNLV*, Nov. 5, 2022
 59, Jack Browning vs. Idaho State, Sept. 10, 2022
 58, Jack Browning vs. UNLV*, Nov. 5, 2022
 58, Jack Browning vs. Idaho State, Sept. 10, 2022
 57, Jack Browning vs. Air Force*, Nov. 26, 2022
 57, Jack Browning vs. Arizona, Sept. 3, 2022
 Opp: 59, Matthew Shipley, Hawai'i*, Oct. 8, 2022

Most Kick Returns

3, Jordan Byrd vs. Air Force*, Nov. 26, 2022
 3, Jordan Byrd vs. Arizona, Sept. 3, 2022
 2, Jordan Byrd vs. San Jose State*, Nov. 12, 2022
 2, Jordan Byrd vs. Toledo, Sept. 24, 2022
 1, five tied
 Opp: 5, Chuuky Hines, Hawai'i*, Oct. 8, 2022

Most Kick Return Yards

112, Jordan Byrd vs. San Jose State*, Nov. 12, 2022
 64, Jordan Byrd vs. Arizona, Sept. 3, 2022
 61, Jordan Byrd vs. Air Force*, Nov. 26, 2022
 45, Jordan Byrd vs. Toledo, Sept. 24, 2022
 36, Jordan Byrd vs. Idaho State, Sept. 10, 2022
 Opp: 93, Chuuky Hines, Hawai'i* vs. Oct. 8, 2022

Highest Kick Return Average (min. 2 KR)

56.0, Jordan Byrd vs. San Jose State*, Nov. 12, 2022
 22.5, Jordan Byrd vs. Toledo, Sept. 24, 2022
 21.3, Jordan Byrd vs. Arizona, Sept. 3, 2022
 20.3, Jordan Byrd vs. Air Force*, Nov. 26, 2022
 Opp: 21.0, Shamar Garrett, San Jose State*, Nov 12, 2022

Longest Kick Return

95, Jordan Byrd vs. San Jose State*, Nov. 12, 2022
 37, Jack Browning vs. Air Force*, Nov. 26, 2022
 36, Jordan Byrd vs. Idaho State, Sept. 10, 2022
 31, Brionne Penny vs. Toledo, Sept. 24, 2022
 29, Jordan Byrd vs. Arizona, Sept. 3, 2022
 Opp: 25, Shamar Garrett, San Jose State, Nov. 12, 2022

Most Punt Returns

3, Jordan Byrd vs. UNLV*, Nov. 5, 2022
 3, Jordan Byrd vs. Idaho State, Sept. 10, 2022
 2, Jordan Byrd vs. Air Force*, Nov. 26, 2022
 2, Mekhi Shaw vs. Idaho State, Sept. 10, 2022
 1, six times
 Opp: 3, Nick Cenacle, Hawai'i*, Oct. 8, 2022

Most Punt Return Yards

75, Jordan Byrd vs. Idaho State, Sept. 10, 2022
 22, Jordan Byrd vs. Arizona, Sept. 3, 2022
 10, Jordan Byrd vs. Hawai'i*, Oct. 8, 2022
 10, Jesse Matthews vs. Toledo, Sept. 24, 2022
 6, Jordan Byrd vs. UNLV*, Nov. 5, 2022
 Opp: 23, Dorian Singer, Arizona, Sept. 3, 2022

Highest Punt Return Average (min. 2 PR)

25.0, Jordan Byrd vs. Idaho State, Sept. 10, 2022
 2.0, Jordan Byrd vs. UNLV*, Nov. 5, 2022
 -5.5, Jordan Byrd vs. Air Force*, Nov. 26, 2022
 Opp: 12.0, Adam Beale, Toledo, Sept. 24, 2022

Longest Punt Return

66, Jordan Byrd vs. Idaho State, Sept. 10, 2022
 22, Jordan Byrd vs. Arizona, Sept. 3, 2022
 10, Jordan Byrd vs. Hawai'i*, Oct. 8, 2022
 10, Jesse Matthews vs. Toledo, Sept. 24, 2022
 10, Jordan Byrd vs. Idaho State, Sept. 10, 2022
 Opp: 16, Dorian Singer, Arizona, Sept. 3, 2022

SDSU OPENING-GAME RECORDS (Div. I (1969))

INDIVIDUAL

Rushing Yards (16, 100-yard games)

239, D. Turner (vs. Arkansas St., 9/12/76)
 220, M. Faulk (vs. USC, 9/5/92)
 197, R. Penny (vs. UC Davis, 9/2/17)
 189, R. Hillman (vs. Cal Poly, 9/3/11)
 181, M. Faulk (vs. CS Northridge, 9/4/93)
 161, G. Bell (vs. New Mexico State, 9/4/21)
 158, J. Washington (at Stanford, 8/31/18)
 147, G. Jones (vs. California, 9/2/95)
 145, L. Ned (vs. South Florida, 9/5/99)
 137, R. Slack (vs. Air Force, 9/2/89)
 123, E. Steward (at No. Illinois, 9/12/70)
 121, J. Watson (vs. Idaho, 9/7/96)
 115, T.C. Wright (vs. Long Beach St., 9/8/91)
 113, L. Hamilton (vs. E. Washington, 8/30/03)
 111, G. Bell (vs. UNLV, 10/24/20)
 111, D. Pumphrey (vs. Northern Arizona, 8/30/14)
 106, M. Franklin (vs. Idaho St., 9/4/04)
 103, T. Booker (at Oregon, 9/8/90)
 100, F. Geary (at Arizona, 9/14/74)

Rushing Attempts

28, R. Hillman (vs. Cal Poly, 9/3/11)
 27, M. Faulk (vs. CS Northridge, 9/4/93)
 27, M. Faulk (vs. USC, 9/5/92)

Rushing Touchdowns

3, G. Jones (vs. California, 9/2/95)
 3, M. Faulk (vs. CS Northridge, 9/4/93)
 3, M. Faulk (vs. USC, 9/5/92)

Longest Run

74, R. Smith (vs. CS Fullerton, 9/10/77) (TD)

Passing Yards (8, 300-yard games)

371, K. McKechnie (vs. Navy, 9/5/97)
 361, D. McGwire (vs. Air Force, 9/2/89)
 359, M. Kofler (at Colorado St., 9/12/81)
 352, R. Lindley (vs. Cal Poly, 8/30/08)
 330, T. Santos (vs. Long Beach St., 9/6/86)
 318, A. Dingwell (vs. Eastern Illinois, 8/31/13)
 306, B. Blanton (vs. Idaho, 9/7/96)
 303, R. Lindley (vs. Nicholls, 9/4/10)

Passing Attempts

63, A. Dingwell (vs. Eastern Illinois, 8/31/13)
 57, J. Hawley (vs. Arizona St. 8/31/00)

Passing Completions

35, M. Kofler (at Air Force, 9/11/82)

Passing Touchdowns

4, R. Lindley (vs. Cal Poly, 9/3/11)
 4, K. McKechnie (vs. Navy, 9/5/97)
 4, T. Gutierrez (vs. Navy, 9/3/94)

Longest Pass Play

86, C. Chapman to M. Holder (vs. UNH, 9/3/16)
 78, R. Lindley to V. Brown (at UCLA, 9/5/09)
 78, K. McKechnie to T. Johnson (vs. Navy, 9/5/97)

Receiving Yards (15, 100-yard receiving games)

179, D. Sampson (vs. Nicholls, 9/4/10)
 174, A. Hakim (vs. Idaho, 9/7/96)
 173, I. Curtis (vs. Oregon St., 9/8/72)
 172, A. Hakim (vs. Navy, 9/5/97)
 163, T. Johnson (vs. Navy, 9/5/97)
 160, M. Holder (vs. New Hampshire, 9/3/16)
 158, J.R. Tolver (vs. Fresno State, 8/29/02)
 139, V. Brown (at UCLA, 9/5/09)
 127, K. Burrow (at No. Illinois, 9/12/70)
 122, C. Penrose (at Arizona, 9/14/74)
 114, W. Slaughter (vs. Long Beach St., 9/14/85)
 113, S. Stapler (at Missouri, 9/8/79)
 109, J. Beautrow (at Air Force, 9/11/82)
 101, S. Fogel (at Air Force, 9/11/82)
 101, D. Pearson (vs. CS Fullerton, 9/10/77)

Receptions

10, J. Webb (vs. Eastern Washington, 8/30/03)

10, J.R. Tolver (vs. Fresno State, 8/29/02)
 10, M. Gilbreath (vs. Air Force, 9/2/89)

Receiving Touchdowns

2, M. Holder (vs. New Hampshire, 9/3/16)
 2, D. Denso (vs. Cal Poly, 9/3/11)
 2, D. Sampson (vs. Nicholls, 9/4/10)
 2, R. Ortiz (vs. Idaho St., 9/4/04)
 2, A. Hakim (vs. Navy, 9/5/97)
 2, W. Blackwell (vs. Navy, 9/3/94)

Best Punt Avg. (Min. 4 punts)

56.8, M. Araiza (vs. New Mexico State, 9/4/21)
 49.8, M. Araiza (vs. UNLV, 10/24/20)
 49.0, B. Heicklen (vs. Weber St., 8/31/19)
 46.5, G. Roeszler (at Iowa St., 9/16/78)

Longest Punt

77, M. Araiza (vs. New Mexico State, 9/4/21)
 75, M. Araiza (vs. New Mexico State, 9/4/21)
 64, J. Santos (vs. Air Force, 9/2/89)
 63, M. Araiza (vs. New Mexico State, 9/4/21)
 63, T. Blain (vs. San Diego, 9/5/15)
 63, M. Araiza (vs. New Mexico State, 9/4/21)

Most Punt Return Yards

136, R. Peterson (vs. CS Northridge, 9/4/93)

Longest Punt Return

86, M. Jacobs (vs. UTEP, 9/6/75) (TD)

Most Kickoff Return Yards

146, V. Brown (at Washington State, 9/8/07)

Longest Kickoff Return

97, R. Penny (vs. San Diego, 9/5/15)
 94, C. Lockett (vs. Cal Poly, 9/3/11) (TD)
 85, A. Hakim (vs. Navy, 9/5/97) (TD)

Most Field Goals

4, W. Feer (vs. Eastern Illinois, 8/31/13)
 4, P. Holt (vs. Idaho, 9/7/96)

Longest Field Goal

50, M. Morales (at Tulsa, 9/3/83)
 50, S. Duncan (vs. CS Fullerton, 9/10/77)

Most Points Scored

18, A. Hakim (vs. Navy, 9/5/97)
 18, G. Jones (vs. California, 9/2/95)
 18, M. Faulk (vs. CS Northridge, 9/4/93)
 18, M. Faulk (vs. USC, 9/5/92)

Most Tackles

17, E. Imo (vs. CS Fullerton, 9/10/77)
 16, J. McChristian (vs. Navy, 9/5/97)
 16, H. Brohn (at Tulsa, 9/3/83)
 16, W. Walton (vs. CS Fullerton, 9/10/77)

Most Interceptions

2, D. Baker (vs. UTEP, 8/31/06)
 2, E. Kertel (at Arizona, 9/14/74)
 2, G. Ohnesorgen (at Utah St., 9/22/73)

Most Pass Breakups

4, N. Tumblin (vs. New Mexico State, 9/4/21)
 4, A. Barrett (vs. San Diego, 9/3/16)
 4, M. Mitchell (vs. Long Beach St., 9/14/85)

Most Sacks

3, K. Gbaja-Biamila (vs. South Florida, 9/5/99)

Most Fumble Recoveries

2, T. Nixon (at Air Force, 9/1/84)

TEAM

Most Points

56, vs. Navy, 9/3/94
 49, vs. Cal Poly, 9/3/11
 49, vs. USC, 9/5/92
 49, vs. CS Los Angeles, 9/27/69

Most Points in 1st Quarter

24, vs. Idaho St., 9/4/04

Most Points in 2nd Quarter

28, vs. Navy, 9/3/94

Most Points in 3rd Quarter

30, vs. Long Beach St., 9/8/91

Most Points in 4th Quarter

17, vs. Nicholls, 9/4/10
 17, vs. UTEP, 8/31/06

Most Points in One Quarter

30, vs. Long Beach St., 9/8/91 (3rd)

Most Points in 1st Half

42, vs. Navy, 9/3/94
 31, vs. Idaho St., 9/4/04

Most Points in 2nd Half

36, vs. Long Beach St., 9/8/91

Most Points in One Half

42, vs. Navy, 9/3/94

Largest Margin of Victory

49, vs. CS Los Angeles, 9/27/69

Most First Downs

30, at Iowa St., 9/16/78

Most Rushing Attempts

53, at Iowa St., 9/16/78
 52, vs. UC Davis, 9/2/17
 51, vs. Idaho St., 9/4/04

Most Rushing Yards

290, vs. Idaho St., 9/4/04
 289, vs. Cal Poly, 9/3/11

Fewest Rushing Yards Allowed

-44, vs. CS Los Angeles, 9/27/69
 11, vs. Long Beach St., 9/6/86
 30, vs. UTEP, 8/31/06
 31, vs. Idaho, 9/7/96
 35, vs. Weber State, 8/31/19

Most Rushing Touchdowns

4, vs. Nicholls, 9/4/10
 4, vs. Long Beach St., 9/8/91
 4, vs. CS Los Angeles, 9/27/69

Most Passing Yards

371, vs. Navy, 9/5/97

Fewest Passing Yards Allowed

11, at Iowa St., 9/16/78
 58, at No. Illinois, 9/12/70
 59, vs. Air Force, 9/2/89
 70, vs. New Hampshire, 9/3/16
 73, vs. UTEP, 9/6/75

Most Passing Attempts

64, vs. Eastern Illinois, 8/31/13
 57, vs. Arizona St., 8/31/00

Most Passing Completions

35, at Colorado St., 9/12/81

Fewest Interceptions Allowed

0, 14 times, last vs. UNLV, 10/24/20

Most Defensive Interceptions

5, vs. San Diego, 9/5/15
 4, vs. UTEP, 8/31/06
 4, vs. Idaho, 9/7/96

Most Total Yards

581, vs. Idaho St., 9/4/04
 546, vs. Air Force, 9/2/89
 531, vs. Nicholls, 9/4/10

518, vs. Long Beach St., 9/8/91
 513, vs. UC Davis, 9/2/17

Fewest Total Yards Allowed

125, vs. CS Los Angeles, 9/27/69
 141, vs. New Hampshire, 9/3/16
 154, vs. Weber State, 8/31/19
 171, vs. Nicholls, 9/4/10
 184, vs. Oregon St., 9/8/72

Fewest Fumbles Lost

0, 17 times, most recently vs. New Hampshire, 9/3/16

Most Fumble Recoveries

5, vs. Oregon St., 9/8/72

Fewest Turnovers

0, vs. New Hampshire, 9/3/16
 0, vs. Cal Poly, 9/3/11
 0, vs. Navy, 9/3/94
 0, at Oregon, 9/8/90

Fewest Penalties

2, vs. Weber State, 8/31/19
 2, vs. Cal Poly, 8/30/08
 2, at Air Force, 9/1/84

Fewest Penalty Yards

10, vs. Weber State, 8/31/19
 10, vs. Cal Poly, 8/30/08
 25, at Air Force, 9/1/84

Fewest Punts

1, vs. Nicholls, 9/4/10
 2, vs. UTEP, 8/31/06
 2, vs. Navy, 9/5/97
 2, vs. UTEP, 9/6/75

Most Possession Time

39:06, vs. UC Davis, 9/2/17
 37:50, vs. Eastern Illinois, 8/31/13

Most Third-Down Conversions

10, vs. UCLA, 9/3/05

Most Sacks

6, vs. South Florida, 9/5/99
 6, vs. California, 9/2/95

Fewest Sacks Allowed

0, vs. Cal Poly, 9/3/11
 0, vs. Nicholls, 9/4/10
 0, at UCLA, 9/5/09
 0, vs. Eastern Washington, 8/30/03
 0, vs. South Florida, 9/5/99
 0, vs. Air Force, 9/2/89