

SAN DIEGO STATE

AZTEC BASKETBALL

2008 NIT | 2007 NIT | 2006 NCAA TOURNAMENT | 2003 NIT | 2002 NCAA TOURNAMENT

2008-09 SCHEDULE/RESULTS

NOVEMBER

11	Point Loma Nazarene (exh.)	W, 92-63
15	UC San Diego	W, 59-40
18	(15/15) Arizona State (CBSC)	L, 52-59
22	Fresno State	W, 80-56
	Great Alaska Shootout (Anchorage, Alaska)	
27	vs. Western Carolina (QF) (KCFT-Alaska)	W, 59-58
28	vs. Seattle (SF) (KCFT-Alaska)	W, 75-56
29	vs. Hampton (CH) (KCFT-Alaska)	W, 76-47

DECEMBER

3	at Northern Colorado	W, 73-62
6	San Diego (The Mtn., 4SD)	W, 57-46
10	at Arizona (FS Arizona)	L, 56-69
	John R. Wooden Classic (Anaheim, Calif.)	
13	vs. (rv/rv) Saint Mary's (HDNet, 4SD)	L, 64-67
20	UC Santa Barbara (The Mtn.)	W, 68-51
22	Cal State Northridge	W, 72-56
29	Arkansas-Pine Bluff	W, 93-61

JANUARY

3	at Air Force*	W, 61-44
10	Utah* (VERSUS)	W, 72-63
14	at Wyoming* (The Mtn.)	L, 79-83
21	New Mexico* (The Mtn.)	W, 81-76
24	at (-/rv) BYU* (The Mtn., 4SD)	L, 71-77
28	TCU* (CBSC HD)	W, 67-50
31	at Colorado State* (The Mtn.)	W, 78-59

FEBRUARY

3	at (rv/rv) UNLV* (The Mtn., 4SD)	ot-W, 68-66
7	Air Force* (CBSC)	W, 65-34
11	at (rv/rv) Utah* (The Mtn.)	L, 55-67
14	Wyoming* (The Mtn.)	W, 71-60
21	at New Mexico* (VERSUS)	L, 49-75
24	(rv/rv) Brigham Young* (The Mtn.)	L, 59-69
28	at TCU* (The Mtn., 4SD)	7:30 p.m. CT

MARCH

4	Colorado State* (The Mtn.)	7:00 p.m. PT
7	UNLV* (CBSC)	7:00 p.m. PT
10-14	at MWC Championships (Las Vegas, Nev.)	

Home games in bold.

* Mountain West Conference game

SAN DIEGO STATE MEDIA RELATIONS

5302 55th Street
San Diego, CA 92182
Office: 619.594.5547
Fax: 619.582.6541
Contact: Mike May
E-Mail: mmay@mail.sdsu.edu
Contact: Darin Wong
E-Mail: dwong@mail.sdsu.edu
www.GoAztecs.com

GAME INFORMATION

San Diego State at TCU

Date: Saturday, Feb. 28, 2009

Tipoff: 7:30 p.m. CT/5:30 p.m. PT

Location: Fort Worth, Texas

Arena: Daniel-Meyer Coliseum

Capacity: 7,201

Series: San Diego State leads, 6-4

Television: The Mtn. (James Bates, play-by-play; Bob Donewald, color), simulcast on 4SD

Radio: AM 600 KOGO San Diego. Ted Leitner (play-by-play)



San Diego State AZTECS

Record: 18-8 (8-5 MWC)

RPI/Sagarin Ranking: 53/51

Coach: Steve Fisher

School Record: 165-138/10th

Career Record: 349-220/18th
vs. TCU: 6-1



TCU HORNED FROGS

Record: 14-14 (5-9 MWC)

RPI/Sagarin Ranking: 140/125

Coach: Jim Christian

School Record: 14-14/1st

Career Record: 152-72/7th
vs. San Diego State: 0-1

San Diego State Embarks on Final Mountain West Conference Road Trip, Faces TCU on Saturday

San Diego State (18-8 overall; 8-5 MWC) will look to avoid its first three-game losing streak of the season and its first since early February of last season when it visits Daniel-Meyer Coliseum and TCU (14-14; 5-9 MWC) on Saturday night. The game is slated for 7:30 p.m. CT/5:30 p.m. PT, will be televised by The Mtn. and simulcast live on Channel 4 San Diego.

The Aztecs are coming off a crushing 69-59 defeat to Brigham Young on Tuesday in a game where SDSU held a 14-point lead with 15:40 remaining. The loss snapped San Diego State's 10-game home winning streak and its five-game winning streak over BYU inside Cox Arena. TCU, meanwhile, has struggled of late losing eight of its last nine, but owns a 10-4 record at home and a victory over the Aztecs last season at DMC.

Game Tidbits:

► San Diego State will look to prevent its first three-game losing streak since February of 2008, which ironically started at TCU last year. The Aztecs will also look to avoid a three-game skid this late in the season since 2004-05 when they dropped six straight to end the campaign (Feb. 12-March 5).

► Senior Richie Williams, who Steve Fisher has called the best defensive player in the league, is closing in on the MWC record for assists. He is three shy of former Wyoming standout Jay Straight. Earlier this month, Williams broke former teammate Brandon Heath's league and school record for career steals.

► San Diego State will look to provide head coach Steve Fisher with his 350th career victory on Saturday night against TCU. Fisher, who is in his 18th full season of coaching at the Division I level, has experienced success against the Horned Frogs going 6-1 in his career.

2008-09 SAN DIEGO STATE AZTECS

No.	Name	Pos	Ht	Wt	Yr	PPG	RPG	Note
2	Tim Island	G	6-4	207	Jr.	0.4	0.9	Season-high 4 pts. vs. UAPB
3	► Richie Williams	G	5-10	162	Sr.	6.9	4.3	3 ast. shy of tying MWC record
10	Bryan Horton	G	6-1	196	Fr.	0.3	0.2	CH 2 pts., 1 reb, 8 min. vs AFA
15	► Kyle Spain	F	6-5	220	Sr.	14.4	5.3	13 pts., team-high 7 reb. vs. BYU
20	Jason Deutchman	G	6-6	210	So.	0.0	0.6	Played in 5 games this season
21	Matt Thomas	G	6-4	213	Sr.	1.8	1.6	Season-high 6 reb., 3 ast. vs. AFA
23	D.J. Gay	G	6-0	155	So.	7.0	1.6	SDSU is 9-0 when he scores 10+
24	► Tim Shelton	F	6-7	241	Fr.	8.3	4.6	13 pts., 2 reb., 2 ast. vs. BYU
25	Bryce Smith	G	6-3	202	Fr.	0.9	0.2	Tied career high w/3 pts. at AFA
31	► Lorenzo Wade	F	6-6	225	Sr.	14.1	3.8	Game-high 19 pts., 6 ast. vs. BYU
32	Billy White	F	6-8	226	So.	9.0	3.9	DNP vs. BYU (knee)
40	Kelvin Davis	G	6-3	215	Sr.	2.5	1.8	Season-high 9 pts. vs. Fresno St.
42	Mehdi Cheriet	F	6-8	212	Jr.	5.1	2.1	2 pts., CH 2 ast. vs. BYU
43	► Ryan Amoroso	F	6-8	263	Sr.	6.9	4.6	10 pts., team-high 7 reb. vs. BYU

► - probable starter

Head Coach: Steve Fisher (Illinois State '67), 349-220 (18th full season), 165-138 (10th season)






Assistant Head Coach: Brian Dutcher (Minnesota '82)

Assitant Coaches: Justin Hutson (Cal State Bakersfield '94), Mark Fisher (Michigan '01)

Director of Operations: Matt Soria (San Diego State '02)

Director of Player Development: David Velasquez (San Diego State '07)

Athletic Trainer: Mark Haines (Metropolitan State College '87)

**#2 Tim Island | Junior | Guard | 0.4 ppg, 0.9 rpg****Last Game:** Did not play vs. BYU**Notes:** Transfer from Mt. San Jacinto College ... Played his freshman year at Long Beach State and helped them to a 24-8 record ... 49ers won the Big West and went to the NCAA Tournament that season ... Played in 9 games this season ... Grabbed 2 rebs. vs. Seattle ... Season-high 4 pts., 3 rebs., 1 stl. in 5 mins. vs. UAPB.**#3 Richie Williams | Senior | Guard | 6.9 ppg, 4.3 rpg****Last Game:** Tallied 2 points, 7 rebounds, 3 assists, 1 blocked shot and 2 steals**Notes:** 3 asts. shy of tying MWC record ... All-time leader in steals in MWC, SDSU history (228) ... Has played in 117 gms. and made 100 starts in a SDSU uniform ... Played in 41 straight games ... 2nd all-time asts. (450) at SDSU/MWC ... Career-best 5 3FG vs. W. Carolina ... Season-high 9 asts. at Wyo. ... Career-high 9 rebs. vs. TCU.**#10 Bryan Horton | Freshman-RS | Guard | 0.3 ppg, 0.2 rpg****Last Game:** Did not play vs. BYU**Notes:** Played in 14 games ... Posted career highs in points, rebounds and assists in his first two career games vs. UCSD, Fresno State ... Tied career high with 1 pt. in a then career-best 6 mins. vs. UAPB ... Tied his career high with 1 ast. at Air Force ... Set a career high with 2 pts. and 1 reb. vs. Air Force in a career-best 8 mins.**#15 Kyle Spain | Senior | Forward | 14.4 ppg, 5.3 rpg****Last Game:** Posted 13 points, 7 rebounds, 1 assist and 3 steals vs. BYU**Notes:** 23rd player at SDSU record 1,000 career points vs. TCU ... 3rd career double-double vs. Fresno St. (22 pts., 11 rebs.) ... 19 games w/10+ pts. this year ... Team-best 85.4% from FT line ... CH 30 points vs. UNM ... Game-high 8 rebs. at CSU, vs. Air Force ... 8 of game-high 17 pts. came in OT at UNLV ... Team-high 18 pts. at Utah, at UNM.**#20 Jason Deutchman | Sophomore | Guard | 0.0 ppg, 0.6 rpg****Last Game:** Did not play vs. BYU**Notes:** One of the Aztecs' top outside shooters ... 1st time in uniform vs. USD in 960 days when he played at an AAU tournament in Las Vegas ... Played in 5 games this year ... Played 1st career game vs. UCSB and grabbed one rebound ... Career-high 1 assist in 4 mins. vs. UAPB ... Grabbed career-high 2 rebs. vs. Air Force.**#21 Matt Thomas | Senior | Guard | 1.8 ppg, 1.6 rpg****Last Game:** Played 4 minutes vs. BYU**Notes:** A fifth-year senior who has never ended a season with more turnovers than assists in his career ... Played in 49 straight games (114 overall) ... Season-high 3 asts. vs. USD, at Arizona, vs. AFA ... Earned first start of the season vs. Utah ... Season-high 11 pts. at Wyo. ... Career-high tying 4 stls. and 1 block at CSU ... Season-high 6 rebs. vs. AFA.**#23 D.J. Gay | Sophomore | Guard | 7.0 ppg, 1.6 rpg****Last Game:** Posted 2 rebounds vs. BYU**Notes:** Played in all 59 gms. in his career (47 starts) ... Team is 9-0 when he scores 10+ pts. this year ... Has at least one 3FG in 31 of last 38 gms ... Career-high 4 straight gms. w/10+ pts. earlier this year ... Career-high 6 3FG vs. Hampton ... 20 pts. twice this season ... Career-high tying 5 FTs at UNLV ... Career-high 5 ast. vs. Fresno State.**#24 Tim Shelton | Freshman | Forward | 8.3 ppg, 4.6 rpg****Last Game:** Tallied 13 points, 2 rebounds, 2 assists and 1 steal vs. BYU**Notes:** Started 11 games this season; SDSU is 11-3 when he starts in his career ... 10+ pts. in 2 of last 3 games ... 1st career double-double vs. Saint Mary's (17 pts., 10 reb.) ... Career-high 17 pts. at Northern Colorado ... Career-high 11 reb. at AFA ... 64-for-112 FG (.571) in last 17 games ... Started vs. Wyo. and went for 11 pts. and 5 rebs.**#25 Bryce Smith | Freshman | Guard | 0.9 ppg, 0.2 rpg****Last Game:** Did not play vs. BYU**Notes:** Lone true freshman on the team ... One of the top outside shooters on the team ... Played in 10 games ... Scored 1st points of career (3) vs. Hampton ... Tied CH with 3 pts. in CH 6 mins. vs. UAPB ... Tied CH with 3 pts. at Air Force ... Career-high 1 rebound vs. TCU ... 1st career steal vs. Air Force.**#31 Lorenzo Wade | Senior | Forward | 14.1 ppg, 3.8 rpg****Last Game:** Posted 19 points, 6 rebounds, 2 assists and 1 blocked shot vs. BYU**Notes:** Double figures in scoring in 13 of his 16 games played ... MWC PoW (2/2) ... Game-high 17 pts. vs. UCSB ... Nearly posted a triple double at Air Force with 12 pts., 11 rebs., 8 asts. at Air Force ... 21 pts. vs. New Mexico ... Game-high 18 pts. at BYU, vs. TCU ... Game- and season-high 25 at CSU ... Game-high 19 pts. vs. BYU.**#32 Billy White | Sophomore | Forward | 9.0 ppg, 3.9 rpg****Last Game:** Did not play vs. BYU**Notes:** Played in all 58 games in his career (51 starts), before missing 1st career game vs. BYU (knee) ... 1st on team in FG pct. at .660 ... 10 gms. w/10+ pts. this season ... 500+ FG pct. 21 times this year ... Aztecs are 9-2 this season when he has at least one block ... CH 24 pts. (12-12 FG), 8 rebs., and CH 4 blk. vs. Wyo. ... Made last 19 FG.**#40 Kelvin Davis | Senior | Guard | 2.5 ppg, 1.8 rpg****Last Game:** Did not dress vs. BYU**Notes:** One of the team's top perimeter players ... Is a crafty player that can get to the rim with ease ... Played in eight games this season ... Made a three-pointer in three straight games in which he attempted one ... Season-high in points (9) and rebounds (5) vs. Fresno State.**#42 Mehdi Cheriet | Junior | Forward | 5.1 ppg, 2.1 rpg****Last Game:** Recorded 2 points and 2 assists vs. BYU**Notes:** Played in all 26 games this season ... Started vs. UNLV, AFA ... 4 double-figure scoring games ... Then career-high 11 pts. vs. Seattle ... Career-high 14 points vs. Arkansas-Pine Bluff, at BYU ... 12 points, season-high 6 rebounds vs. UNM ... 1st career start at UNLV ... Career-high 2 assists at New Mexico, vs. BYU.**#43 Ryan Amoroso | Senior | Forward | 6.9 ppg, 4.6 rpg****Last Game:** Tallied 10 points and 7 rebounds vs. BYU**Notes:** SDSU 6-1 when he scores 10+ pts. this year ... Made 16 starts ... 13 pts., CH 3 stls. vs. Seattle ... 13 pts. vs. UCSB, vs. Ark.-Pine Bluff ... Game- and season-high 17 pts., 8 rebs. vs. Utah ... All-Great Alaska Shootout choice, 2-time GAS champion (2005 - Marquette) ... Team-high 8 rebs. at Utah ... 10 pts., team-best 7 reb. vs. BYU.*red indicates projected starter, black indicates reserve***THE MOUNTAIN WEST CONFERENCE****STANDINGS**

Team	Conf.	W-L
Utah	11-2	20-7
Brigham Young	9-4	21-6
New Mexico	9-4	18-10
► San Diego State	8-5	18-8
UNLV	8-6	20-8
Wyoming	6-7	17-10
TCU	5-9	14-14
Colorado State	4-10	9-19
Air Force	0-13	9-17

UPCOMING SCHEDULE**Saturday, February 28**

Utah at BYU, 3 p.m.

Wyoming at Air Force, 4 p.m.

New Mexico at Colorado St., 7 p.m.

SDSU at TCU, 7:30 p.m.

Tuesday, March 3

Utah at New Mexico, 7 p.m.

Wednesday, March 4

BYU at Wyoming, 6 p.m.

Air Force at UNLV, 7 p.m.

Colorado St. at SDSU, 7 p.m.

Saturday, March 7

New Mexico at Wyoming, 1:30 p.m.

TCU at Utah, 4 p.m.

Air Force at BYU, 7 p.m.

UNLV at SDSU, 7 p.m.

*All times local to site***RECENT RESULTS****Tuesday, February 24**

at New Mexico 76, TCU 62

BYU 69, at SDSU 59

Wednesday, February 25

Wyoming 82, at Colorado St. 79

at Utah 70, UNLV 60

SCHEDULE/RESULTS (18-8/5 MOUNTAIN WEST)

Date	Opponent	Time/Result	Note
N.15	UC San Diego	W, 59-40	► Aztecs limit Tritons to 31.5 percent shooting
N.18	(15/15) Arizona St.	L, 52-59	► SDSU led for majority of game, couldn't close deal in 2nd
N.22	Fresno St.	W, 80-56	► Spain posts third career double-double (22 pts., 11 reb.)
Carrs/Safeway Great Alaska Shootout (Anchorage, Alaska)			
N.27	vs. Western Carolina	W, 59-58	► Spain nails game-tying FT, then GW FT w/11 secs. left
N.28	vs. Seattle	W, 75-56	► Season-high 50.9 FG pct., 57.1 3FG pct., 76.5 FT pct.
N.29	vs. Hampton	W, 76-47	► Won Great Alaska Shootout; Gay 20 pts. (6 3FG)
D.3	at Northern Colorado	W, 73-62	► Shelton career-high 17 pts.: 6-6 FG, 2-2 3FG, 3-3 FT
D.6	San Diego	W, 57-46	► SDSU owns 28-2 advantage in points off turnovers
D.10	at Arizona	L, 56-69	► Wade scores 11 in first game of season
John R. Wooden Classic (Anaheim, Calif.)			
D.13	vs. (rv/rv) Saint Mary's	L, 64-67	► Shelton: 1st career double-double (17 pts., 10 reb.)
D.20	UC Santa Barbara	W, 68-51	► Wade 17 pts., SDSU collects season-high 13 steals
D.22	CS Northridge	W, 72-56	► Spain CH 22 points (3rd time in 08-09), Gay 20 points
D.29	Arkansas-Pine Bluff	W, 93-61	► 5 Aztecs in double figures, 12 score altogether
J.3	*at Air Force	W, 61-44	► Wade: 12 pts., 11 reb., 8 ast., Shelton CH 11 reb., 3 blk.
J.10	*Utah	W, 72-63	► SDSU forces 16 turnovers and scores 23 pts. off TO
J.14	*at Wyoming	L, 79-83	► SDSU allows Wyoming to shoot 56.0 from the field
J.21	*New Mexico	W, 81-76	► Spain (career-high 30) and Wade (21) combine for 51 points
J.24	*at (-/rv) BYU	L, 71-77	► BYU shoots 56.0 percent, 52.4 percent from 3
J.28	*TCU	W, 67-50	► SDSU limits TCU to 30.6 percent shooting
J.31	*at Colorado St.	W, 78-59	► 4 Aztecs in double-figures; Wade season-high 25 pts.
F.3	*at (rv/rv) UNLV	ot-W, 68-66	► SDSU snaps UNLV's 27-game home win streak vs. MWC
F.7	*Air Force	W, 65-34	► Williams becomes SDSU/MWC all-time steals leader
F.11	*at (rv/rv) Utah	L, 55-67	► Aztecs commit 18 turnovers, shoot 28.0% in 2nd half
F.14	*Wyoming	W, 71-60	► White 12-12 FG, CH 24 pts., SH 8 rebs., CH 4 blks.
F.21	*at New Mexico	L, 49-75	► UNM nets 10 3FG, shoots 50.0 percent from field
F.24	* (rv/rv) BYU	L, 59-69	► Aztecs lose a 14-point 2nd-half lead; Wade 19 points
F.28	*at TCU	7:30 p.m. CT	► SDSU dropped 1st MWC game @ TCU last year; 2-2 in F.W.
M.4	*Colorado St.	7:00 p.m. PT	► Aztecs have won 7 of 8 at home vs. CSU since 2001
M.7	*UNLV	7:00 p.m. PT	► Aztecs have won 2 of last 3 vs. Rebels in Cox Arena
Conoco MWC Basketball Championships (Thomas & Mack Center, Las Vegas, Nev.)			
M.11-14	TBA	TBA	► Aztecs in search of third MWC Tourney title

* - Indicates Mountain West Conference game.

Williams Topping the Charts

Senior point guard Richie Williams has already situated himself atop the school and MWC charts for career steals and is nearing the conference pinnacle for career assists. The San Diego native enters the TCU game with 450 career helpers and is just three shy of tying Wyoming's Jay Straight (453) for the all-time conference lead.

Looking for Win No. 19

San Diego State is in search of its 19th win of the season Saturday night at TCU. A victory would match the 2005-06 and 2006-07 teams for the third-most victories after 27 games in SDSU Division I history. The only Aztec teams to own a better record after 27 contests are the 1984-85 (21-6) and the 1981-82 (20-7) ballclubs.

Shelton Returning to Form

Tim Shelton, who scored in double figures in four straight games earlier this season and then followed it with just one such performance in the next 13 games, two of which he missed due to injury, has played well in his last three outings.

In his second game back from injury vs. Wyoming, Shelton filled the stat sheet with 11 points (5-8 FG), five rebounds, two assists, one block, one steal and zero turnovers. Then at New Mexico, the freshman had six points in 22 minutes, but responded with a 13-point performance vs. BYU at home.

During the three-game span, Shelton is averag-

ing 10.0 points on 12-for-24 shooting, 2.7 rebounds and 1.7 assists in 29.0 minutes, which ranks as the third-most floor action on the team. He has also gone 6-for-9 from the charity stripe (66.7 percent), which is above his season average of 55.2 percent. Additionally, Shelton has started the last three games, something he has not done since starting six straight from Dec. 20-Jan. 14.

Senior Trio Solid

The San Diego State senior trio of Kyle Spain, Lorenzo Wade and Richie Williams has been a source of consistency throughout their final season on Montezuma Mesa.

Between Spain and Williams, the two have played in all 26 games and have started all but five games this season. Spain has led the team in scoring 12 times and reached double figures 19 times. Additionally, Spain has led the squad in rebounding eight times. Williams, meanwhile, has played an average of 30.3 minutes (No. 1 on team) and ranks first on the team in assists and steals and is fourth in rebounds. For the year, Williams has led the Aztecs in assists in 18 of their 26 games and has been the team's top rebounder three times this year.

Since coming back from suspension, Wade is showing why he was picked as a preseason all-conference selection back in October. In his last nine games played, the Las Vegas native is averaging 17.0 points per game with a season-high 25 coming at Colorado State. Wade, who scored in double figures in a career-high 10 straight outings, had his streak snapped at New Mexico after scoring just



In the summer during the month of August, fans cast their vote at GoAztecs.com for the top-10 games of the Steve Fisher Era in honor of the national championship head coach entering his 10th season on Montezuma Mesa. A ballot, which featured 28 games, was comprised with the input from local media, the men's basketball and SDSU administrative staff. Each week a game was revealed leading up to the season opener. The following is what was voted as the top-10 games of the Fisher Era.

Game #1 - March 9, 2002
San Diego State vs. UNLV

Game #2 - March 11, 2006
Wyoming vs. San Diego State

Game #3 - March 19, 2003
UC Santa Barbara at San Diego State

Game #4 - Feb. 25, 2006
San Diego State at New Mexico

Game #5 - March 14, 2007
San Diego State at Missouri State

Game #6 - March 1, 2006
Wyoming at San Diego State

Game #7 - Dec. 8, 2001
Fresno State at San Diego State

Game #8 - March 8, 2002
San Diego State vs. Wyoming

Game #9 - Jan. 28, 2006
San Diego State at Wyoming

Game #10 - Feb. 24, 2007
Brigham Young at San Diego State

For a complete list that also includes video highlights filled with player and coach reaction, game recaps, postgame notes and quotes and statistics, visit:
<http://goaztecs.cstv.com/sports/m-baskbl/top-10-fisher-games.html>

SDSU ALL-TIME SERIES RECORD VS. TCU

Series: San Diego State leads, 6-4

Home: 4-2, Away: 2-2, Neutral: 0-0

Date	Location	Score
D.28.84	San Diego (SA) (CC)	L 70-72
J.17.98	*San Diego (CA) (d)	L 61-105
F.14.98	*Fort Worth (19)	L 69-91
J.18.06	*Fort Worth	W 76-57
F.18.06	*San Diego (CA)	W 83-71
J.31.07	*Fort Worth	W 76-71
M.3.07	*San Diego (CA)	W 56-51
J.5.08	*San Diego (CA)	W 64-57
F.9.08	*Fort Worth (d)	L 62-68
J.28.09	*San Diego (CA)	W 67-50

* - Conference game, ^ - Conference tournament game, N - Neutral site, AG - Aztec Gym, SA - San Diego Sports Arena, PG - Peterson Gym, CA - Cox Arena at Aztec Bowl, d - Day game, SF - Semifinal game, CC - Cabrillo Classic, (#/#) - Opponent national rank (AP/Coaches), time in parenthesis indicates a shot that tied or won the game with under one minute to play

eight points, but rebounded with a 19-point effort vs. Brigham Young

Below is what the trio has done this season.

Player	Overall			MWC		
	Pts.	Reb.	Ast.	Pts.	Reb.	Ast.
Spain	14.4	5.3	1.3	12.7	5.1	1.5
Wade	14.1	3.8	2.6	16.0	4.1	2.8
Williams	6.9	4.3	3.7	7.4	4.5	3.8

Among the National Leaders

In the most recent NCAA statistical report for games through Feb. 22, San Diego State ranks 16th in scoring defense at 59.3 points allowed per game. The national leader is Washington State (55.1).

As a team, SDSU ranks in the top 100 out of 330 in numerous categories. They are listed below. The second figure in the parenthesis represents SDSU's up-to-date averages.

Scoring defense	16th (59.3; 59.7)
Turnover margin	27th (3.4; 3.2)
Steals per game	40th (8.5; 8.4)
Scoring margin	41st (8.8; 8.0)
Turnovers per game	52nd (12.5; 12.6)

Individually, San Diego State has two players who rank in the top 100 in NCAA Division I in Kyle Spain and Richie Williams. Spain is 47th in free-throw percentage (85.1; 85.4), while Williams is 27th nationally in steals per game (2.3; 2.3).

Creating Extra Opportunities

Leading the league and ranking in the top 16 nationally in scoring defense helps win games, but giving yourself extra opportunities to score does as well and that is something San Diego State has done well this season. In the latest MWC rankings (all games), the Aztecs are first in the league in steals (8.38) and offensive rebounds (12.19). And

the same can be said for MWC games only as SDSU is No. 1 both categories as well (7.85 spg; 11.00 off. rpg). Turning the ball over less than your opponent is also a good recipe for success and San Diego State ranks second behind only UNLV in turnover margin at +3.12 (all games).

A Look at the Horned Frogs

► TCU is 14-14 overall and 5-9 in Mountain West action and have lost two straight and eight of its last nine. In its last nine games, the Horned Frogs have allowed 67 or more points on six different occasions.

► Head coach Jim Christian is in his first year at TCU and has helped the Frogs equal their win total from a year ago when they went 14-16. Prior to his stint in Fort Worth, Christian was the head coach at Kent State for six seasons.

► TCU is led by senior Kevin Langford, who is the team's top scorer at 14.4 points and second-best rebounder at 4.6 a game. Junior newcomers Zvonko Buljan and Edvinas Ruzgas have made a huge impact in their first year on campus as they rank No. 2-3 on the team in scoring at 12.3 and 10.3 clip an outing, respectively. Additionally, Buljan is averaging a team-best 7.9 boards per game.

SDSU-TCU Series History

► This is the 11th meeting between TCU and San Diego State, with the Aztecs owning a 6-4 series lead. The Aztecs have won six of the last seven and are 4-2 vs. the Frogs in San Diego and just 2-2 in Fort Worth.

► In the Mountain West Conference era, SDSU owns a 6-1 record against TCU. The Horned Frogs have never won at Cox Arena as an MWC institution and pulled out its first win over the Aztecs last season at Daniel-Meyer Coliseum.

► The Horned Frogs and Aztecs are in the same conference for the second time. TCU previously competed in the Southwest Conference (1951-1995), Western Athletic Conference (1996-2000) and Conference USA (2001-04). San Diego State's previous Division I era conference stops include the Pacific Coast Athletic Association (1969-1975), Western Athletic Conference (1978-1998) and the Mountain West Conference (1999-present).

► The schools competed in the same league in 1996, 1997 and 1998, but faced each other only during the 1997-98 season as the Aztecs competed in the Pacific Division and the Horned Frogs were in the Mountain Division of the WAC.

Most Recent Series Meeting: TCU at San Diego State

► San Diego State 67, TCU 50 | Jan. 28, 2009

SAN DIEGO - San Diego State limited TCU to 25.0 percent shooting in the first half and 30.6 percent for the game as the Aztecs defeated the Horned Frogs, 67-50, in a match-up between two the Mountain West Conference's elite.

The first half was a close game until TCU's Edvinas Ruzgas connected on a three with 7:22 remaining. His three gave the Horned Frogs a 20-16 lead, but the Aztec defense stifled the visitors as TCU was held without a field goal for the rest of the half.

At the same time, San Diego State went on a 14-0 run following the Ruzgas three and the Aztecs

Last Meeting - Jan. 28, 2009 | Cox Arena

San Diego State 67, TCU 50

TCU	MP	FG	3FG	FT	R	F	A TO	B	S	TP
Buljan	*31	4-9	0-3	6-6	5	1	0 2	1	2	14
Langford	*36	2-7	0-0	4-7	7	1	1 2	3	1	8
Ebie	*39	2-10	1-3	1-2	4	1	2 3	0	0	6
Ruzgas	*30	3-8	2-5	2-2	2	1	1 0	0	0	10
Mitchem	*29	0-5	0-4	2-2	6	1	2 3	1	0	2
Moss	22	4-9	1-1	1-4	2	3	3 3	0	1	10
Butler	11	0-1	0-1	0-0	1	1	0 1	0	1	0
Ortiz	2	0-0	0-0	0-0	0	0	0 0	0	0	0
Team					5					

Totals	200	15-49	4-17	16-23	32	9	9 16	5	5	50
---------------	------------	--------------	-------------	--------------	-----------	----------	-------------	----------	----------	-----------

SDSU	MP	FG	3FG	FT	R	F	A TO	B	S	TP
Spain	*25	1-6	0-2	2-2	3	3	1 4	2	1	4
Wade	*33	8-16	1-3	1-3	5	1	5 1	1	1	18
White	*12	4-5	0-0	0-0	5	4	0 1	3	0	8
Amoroso	*22	6-8	0-0	0-0	5	3	1 4	0	1	12
Williams	*32	5-11	3-5	0-0	9	2	6 3	1	2	13
Island	2	0-1	0-0	0-0	1	0	0 0	0	0	0
Horton	2	0-1	0-0	0-0	0	0	0 1	0	0	0
Deutschman	2	0-0	0-0	0-0	0	1	0 0	0	0	0
Thomas	9	1-2	0-1	0-0	1	0	0 0	0	2	2
Gay	16	0-1	0-1	0-0	2	0	0 0	0	0	0
Shelton	21	2-3	0-0	0-0	2	1	2 0	0	1	4
Smith	3	0-1	0-0	0-0	1	1	0 0	0	0	0
Cheriet	21	3-7	0-3	0-0	0	2	0 0	0	2	6
Team					4					

Totals	200	30-62	4-15	3-5	38	18	15 14	7	10	67
---------------	------------	--------------	-------------	------------	-----------	-----------	--------------	----------	-----------	-----------

Halftime: San Diego State 32, TCU 24. **FG %:** San Diego State 48.4, TCU 30.6. **3FG %:** San Diego State 26.7, TCU 23.5. **FT %:** TCU 69.6, San Diego State 60.0. **Officials:** Mark Reischling, Mike Scyphers, Kelly Self. **Technical:** None.

opened up a 10-point, 30-20 lead with 2:48 left in the first. Oddly enough, Ruzgas snapped the streak with two free throws and his teammate Keion Mitchem followed with two more before Ryan Amoroso nailed a jumper to give SDSU a 32-24 lead at the half.

After trading baskets to open the final 20 minutes, the Aztecs went on another 14-0 spurt to move ahead by 22 at 51-29 with 13:38 to go in the game. TCU managed to cut the lead to 14 with just over 10 minutes to play, but San Diego State answered with a 14-4 explosion to increase its lead to 24 to effectively put a lid on the game.

Lorenzo Wade led all scorers with 18 points and senior teammate Richie Williams added 13 points, a career-high nine rebounds, a game-high six assists, two steals and a blocked shot. Additionally, classmate Ryan Amoroso chipped in 12 points and five rebounds in a winning effort.

Notes from the BYU Game

► San Diego State had its 10-game home winning streak snapped and dropped just its second home contest of the season. Its last home loss came on Nov. 18 against No. 15/15 Arizona State on Nov. 18, 2008.

► The loss snapped SDSU's five-game home winning streak against the Cougars.

► SDSU had won 20 consecutive games when posting a better field goal percentage than the opposition until tonight (SDSU - 42.6%, BYU - 41.4%)

► Kyle Spain (13 points, 7 rebounds, 3 steals, 1 assist, 1 block) reached double figures in scoring for the 19th time this season and for the 53rd time in his career. ... Spain's seven rebounds tied for the team high, making it the seventh time he had led or tied for the team lead in rebounds this season ... It is the third straight game in which Spain has grabbed at least six rebounds.

► Lorenzo Wade (19 points, 6 rebounds, 2 assists, 1 block) reached double figures in scoring for the 14th time this season and for the 11th time in his last 12 games. ... The Aztecs are 11-3 this season when he scores in double figures.

► Tim Shelton (13 points, 2 rebounds, 2 assists, 1 steal) scored in double figures for the seventh time this season and for the second time in the last three games.

► Ryan Amoroso (10 points, 7 rebounds) scored in double figures for the seventh time this season and for just the second time during conference play. He finished with 12 vs. TCU nearly a month ago on Jan. 28. ... The senior led the team in rebounding for the fifth time this season.

► Richie Williams' (2 points, 7 rebounds, 3 assists, 2 steals, 1 block) seven rebounds tied for the team lead ... He also recorded his second block of the season and seventh of his career.

19 and Counting...

Sophomore Billy White, who suffered a game-ending knee injury one minute into the contest at New Mexico, enters the TCU game having connected on his last 19 field-goal attempts and is six baskets short of tying the NCAA record of 25 consecutive field goals set by American's Ray Voelkel in 1978 (covering nine games). White missed the BYU game on Tuesday due to a knee injury and his status for Saturday is unknown.

White set a school record for most field goals

without a miss in the game vs. Wyoming at home after he went 12-for-12 from the floor. The Las Vegas native broke Aerick Sanders' 11-for-11 performance set in 2003 against Eastern Washington. Prior to the Wyoming game, White made both of his attempts at Utah and scored on his last five attempts vs. Air Force. In his last three games, White is 20 for his last 21.

In addition to setting a new school record, White's effort vs. the Cowboys broke the Mountain West Conference record most field goals without a miss in all games and MWC games and established the sophomore record for all games and league games as well.

One of 44

With his perfect shooting performance vs. Wyoming, Billy White also became the 44th player in NCAA Division I history to finish a game going at least 12-for-12 from the field. White also became the second player this season to accomplish the feat, joining Boston College's Corey Raji, who went 12-for-12 from the floor on Dec. 23. The NCAA record holder is Clifford Rozier of Louisville, who hit all 15 of his shot attempts in 1993.

Nearly Unbeatable

San Diego State has been nearly unbeatable at home the last three-plus seasons during Mountain West Conference play. The Aztecs boast an impressive 25-5 record in MWC home games after going 5-1 in conference home games this year and going 6-2 in 2007-08 and 7-1 in both 2006-07 and 2005-06.

The Defense Never Rests

Aztec opponents this year have had a rough time reaching 60 points as only 11 of 26 have surpassed the mark. Prior to Northern Colorado scoring 62 on Dec. 3, SDSU held six straight opponents to 59 or less, something that had not been done since the 1949-50 campaign.

As a result of the Aztecs' defensive prowess, San Diego State is the top team in the Mountain West Conference in scoring defense as it allows just 59.3 points a game (as of Feb. 21).

70 and Above is a Good Thing

SDSU has had tremendous success when scoring at least 70 points in a game. Dating back to the 2006-07 season, SDSU had won 22 straight games when reaching 70 points until Wyoming snapped that streak on Jan. 14. Since the beginning of that year, the Aztecs have won 40 of 44 when scoring at least 70. This season, the Scarlet and Black is 10-2 when hitting the 70-point mark.

Free Throws the Difference Between Winning and Losing

For San Diego State, the charity stripe has been the difference in wins, but particularly in losses this season for the Aztecs. Collectively, SDSU has shot 71.7 percent (264-368) from the line in victories and just 63.5 percent (80-126) in defeats.

In the loss against Saint Mary's, the Aztecs were 4-for-12 from the free-throw line and eventually lost by three. And in the Arizona game, SDSU missed seven and lost by 13. More recently, the Aztecs missed three free throws vs. BYU, but shot

SDSU RECORD WHEN...

DOUBLE-FIGURE SCORING

Name	08-09	Career*
Kyle Spain	13-6	40-13
Lorenzo Wade	10-4	42-17
D.J. Gay	9-0	16-2
Billy White	7-3	17-7
Ryan Amoroso	6-1	17-8
Tim Shelton	3-4	5-4
Richie Williams	3-1	19-7
Mehdi Cheriet	3-1	3-1
Matt Thomas	0-1	0-9
Kelvin Davis	0-0	7-4

* while at SDSU

SCORING 20+ POINTS

Name	08-09	Career*
Kyle Spain	4-0	6-1
D.J. Gay	2-0	2-1
Lorenzo Wade	2-0	7-3
Billy White	1-0	2-0
Ryan Amoroso	0-0	2-1

* while at SDSU

WITH 10+ REBOUNDS

Name	08-09	Career*
Kyle Spain	1-0	5-1
Tim Shelton	1-1	1-1
Ryan Amoroso	0-0	2-0
Lorenzo Wade	1-0	4-1
Billy White	0-0	2-0

* while at SDSU

SAN DIEGO STATE MWC PLAYERS OF THE WEEK

Name	Date
Kyle Spain	Dec. 1, 2008
Lorrenzo Wade	Feb. 2, 2008

AZTECS IN THE MWC RANKINGS

Ryan Amoroso	Avg.	Rank
Rebounding	4.6	17th

Tim Shelton	Avg.	Rank
Off. Rebounds	2.25	2nd
FG pct.	.520	7th
Rebounding	4.6	16th

Kyle Spain	Avg.	Rank
FT pct.	.854	2nd
3FG pct.	.406	6th
Steals	1.31	6th
Off. Rebounds	1.81	7th
Scoring	14.4	8th
3FG made	2.00	9th
Rebounding	5.3	11th

Billy White	Avg.	Rank
FG pct.	.660	1st
Blocked Shots	0.76	6th

Richie Williams	Avg.	Rank
Steals	2.27	1st
Assists	3.73	5th
A-T Ratio	1.64	9th
Rebounding	4.3	20th

* For all games through Feb. 25

three fewer than the Cougars, and came away with a 10-point defeat.

Williams is the New Steals King

In the second game of the season series vs. Air Force, senior Richie Williams became San Diego State's and the MWC's all-time leader in steals. The San Diego native needed two steals to break the 217 set by former Aztec Brandon Heath and he accomplished the feat right before the half against Air Force. Williams ended the game with a game-high four and currently has 228 steals.

Solidifying His Spot at No. 2

Senior Richie Williams has a firm grip on the No. 2 spot on San Diego State's all-time assists list. The senior has 450 in his career and surpassed Chad Nelson, who played at SDSU from 1994-97 and had 412 career helpers. Who is No. 1 all-time in the category at San Diego State? ... Currently head baseball coach and Hall of Famer Tony Gwynn. The former San Diego Padre played on Montezuma Mesa from 1978-81 and finished his basketball career with 590 assists in 107 games. Williams, himself, has played in 117 career games.

Streak Stoppers

San Diego State put an end to a pair of UNLV homecourt winning streaks earlier this year. With the 68-66 overtime decision, the Aztecs stopped the Runnin' Rebels 27-game home winning streak against MWC opponents and snapped their 21-game home winning streak against MWC foes in games played during the regular season.

Thomas First to Win Three at TMC

San Diego State fifth-year senior Matt Thomas became the first player in school history to be a part of an Aztec team to beat UNLV inside Thomas & Mack Center three times. Thomas helped SDSU leave Las Vegas with wins in 2005, 2006 and 2009. Additionally, Kyle Spain and Richie Williams became the second and third players in school history to escape Thomas & Mack with a win twice in their careers.

Wade Reaches 1,000 in SDSU Uniform

Lorrenzo Wade needed 12 points at UNLV to reach 1,000 career points while at SDSU and 12 is what he got. The senior became the 24th player in school history to reach the 1,000-point plateau and the second this season. Earlier this year in the game vs. TCU, Kyle Spain hit the mark on a pair of free throws. The duo are the sixth and seventh players to accomplish the feat while playing for 10th-year head coach Steve Fisher.

Filling Up the Stat Sheet

Richie Williams has always filled up the stat sheet, but none more so than against Brigham Young and TCU in the first half of league play. At BYU, the senior went for nine points, a team-high six rebounds and a game-high tying six assists, not to mention a season-best five steals. Then vs. TCU, the San Diego native recorded 13 points, a career- and game-high nine rebounds, a game-high six assists, a career-high one blocked shot and two steals. The blocked shot against TCU was his first since March 8, 2007, vs. Colorado State at the MWC

Tournament.

Spain Hits 30-Point Mark

Senior Kyle Spain scored a career-high 30 points on the strength of 8-for-12 shooting, 3-for-6 from beyond the arc and 11-for-14 from the charity stripe against New Mexico. The senior became the 27th player in SDSU history to record a 30-point game and was the first Aztec since Brandon Heath to reach 30 points in a game (30 vs. BYU, Feb. 24, 2007). Spain's performance was the 55th 30-point game in the history of the program.

20/20 Vision

Against New Mexico at Cox Arena, Kyle Spain (30 points) and Lorrenzo Wade (21 points) eclipsed the 20-point plateau, marking the second time this season an Aztec doing has accomplished the feat.

Earlier this year in San Diego State's non-conference tilt vs. CS Northridge, Spain and D.J. Gay poured in 22 and 20 points, respectively. The duo's effort was the first time two Aztecs scored at least 20 points in a game since Feb. 22, 2007, vs. No. 21/22 Brigham Young inside Cox Arena. That night, Brandon Heath scored 30 points and a Mohamed Abukar checked in with 27.

Butler-Hancock Brings Out Best in Shelton

It may have been below 20 degrees outside of Butler-Hancock Sports Pavilion on the campus of Northern Colorado, but Tim Shelton's shooting certainly wasn't. The freshman was perfect in all aspects when it came to shooting as he finished with a stat line that read: 6-6 FG, 2-2 3FG, 3-3 FT.

All of that led to a career-high 17 points, 12 of which came in the first half to help the Aztecs to a 34-30 lead at the half. Besides establishing a new personal best in scoring, Shelton set new career highs in field goals and three-pointers.

Shelton also played a season-high tying 26 minutes and added two rebounds, an assist and five charges drawn.

Dead On

Sophomore forward Billy White has been dead on when it comes to shooting, not only this season, but last year as well. Through 26 games, the Las Vegas native is shooting 66.0 percent from the field (first on team) and ranks first in the Mountain West (as of Feb. 25). White also has shot 50 percent or better from the field in 21 games this year. Last season as a freshman, White set the school record for field-goal percentage at 61.5 percent.

Great Alaska Shootout Honorees

Three Aztecs, Kyle Spain, Ryan Amoroso and D.J. Gay, were named to the Great Alaska Shootout All-Tournament team.

Spain was named the tourney's most outstanding player after averaging 18.0 points and 6.3 rebounds in 25.0 minutes in the three games.

Gay and Amoroso were all-tournament selections after averaging 9.7 and 8.0 points, respectively. Gay tied the tournament record for most three-pointers made with six in the title game vs. Hampton.

Amoroso: A Great Alaska Shootout Trivia Question Answer

Question: Who is the only player in the 31-year history of the Great Alaska Shootout to win two tournament titles?

Answer: Ryan Amoroso.

With the Aztecs winning the Great Alaska Shootout, Amoroso became the first player to have won two GAS championships after already winning the 2005 title while at Marquette.

In six Great Alaska Shootout games (three with Marquette, three with SDSU), Ryan Amoroso scored 67 points and averaged 11.2 points in those contests. He finished his GAS career just outside the all-time scoring average leaders top-20 list for those players who have played in at least two Shootouts.

More from the Shootout

► Steve Fisher became one of 10 coaches in the history of the Great Alaska Shootout to have won a national championship and win a Shootout title.

► The Aztecs won their first tournament-style event under Steve Fisher. Prior to the win, SDSU had been 0-for-3 in such tournaments, finishing in third place at the 2005 BP Top of the World Classic and the 2003 EA Sports Maui Invitational and in second at the 2001 Ford Red Raider Classic.

► San Diego State gave up just 161 points in the three games and that total places them third all-time in fewest points allowed behind Kansas' 1984 total of 155 and the 1984 Maryland team (159).

► SDSU set a tournament record for fewest points allowed in a championship first half when it gave up 16 Hampton points. The 16 points also ranks third for the fewest points allowed in the first half of any game.

Multiple-Game In-Season Events Good for SDSU

With the Great Alaska Shootout win, SDSU ran its winning streak in multiple-game in-season events to 10. Prior to going 3-for-3 in Anchorage, the Aztecs swept the three games at the World Vision Classic (2007-08) and Shamrock Invitational (2006-07). The first game of the streak actually occurred in Alaska, when the Scarlet and Black defeated Southern Miss in the third-place game of the BP Top of the World Classic in Fairbanks.

During the Steve Fisher era, the Aztecs have fared well in multiple-game in-season events as Fisher's team have gone a combined 14-3.

Aztec Signing Class of 2009 Ranked No. 15; Tops Among Non-BCS Schools

San Diego State's recruiting class of 2009 has been ranked No. 15 in the nation and No. 1 among non-BCS schools by The HOOP SCOOP Online in their exclusive rankings. Rivals.com, meanwhile, ranked SDSU's class No. 1 among mid-majors ahead of MWC institutions UNLV (No. 2), BYU (No. 11), Utah (No. 13) and New Mexico (No. 18).

The Aztecs signed five players, which included Eric Lawton, Kawhi Leonard, Chase Tapley, Malcolm Thomas and Alec Williams, during the early signing period.

Additionally, Paul Biancardi of ESPN.com said that SDSU was one of the non-BCS schools that made the most noise in the early signing period.

"Consistently and quietly, Steve Fisher keeps bringing talent to the Aztecs," Biancardi said. "His four-man class is led by wing Kawhi Leonard, who is a tough player and gifted scorer."

Also included in the 2009 incoming class are a pair of Division I transfers in Tyrone Shelley (Pepperdine) and Brian Carlwell (Illinois), who are currently sitting out the 2008-09 campaign due to NCAA transfer guidelines. If HOOP SCOOP were to include transfers in their rankings, which would then include 6-10 Carlwell and 6-5 Shelley, the Aztecs would have had a top-five nationally ranked recruiting class.

Four or More Starters Returning for Fisher Equals Postseason

In his coaching history, Steve Fisher plus four or more returning starters has resulted in tremendous success. Eight previous times Fisher has returned four or more starters from a team coached, with those clubs advancing to the NCAA Tournament on six occasions and winning the postseason NIT championship once. Below is a look at those clubs.

	Ret.		
Season	Starters	Rec.	Postseason (Rec.)
1989-90	4	23-8	NCAA 2nd Round (1-1)
1991-92	4	25-9	NCAA Runner-Up (5-1)
1992-93	5	31-5	NCAA Runner-Up (5-1)
1993-94	4	24-8	NCAA Reg. Finalist (3-1)
1996-97	4	24-11	NIT Champions (5-0)
2001-02	4	21-12	NCAA 1st Round (0-1)
2005-06	4	24-9	NCAA 1st Round (0-1)
2006-07	4	22-11	NIT 2nd Round (1-1)
2008-09	5		

Those seven teams have posted a combined 194-73 (72.7 percent) record, have never failed to win at least 21 games and have an unbelievable 20-7 (74.1 percent) record in postseason games.

SDSU PRESEASON RECOGNITION

TEAM

- Picked to finish in second place by *Sporting News*
- Picked to finish in third place by *Lindy's*
- Picked to finish in fifth place by *Athlon Sports*
- "San Diego State is a very real contender for the Mountain West crown in 2009, and the MWC is a much improved and vastly underrated league. With good guard play, the Aztecs can beat anyone in the league, and Billy White is on his way to being a star. He is one of the best offensive rebounders in the country, and too few seem to realize how good he is and will be. With Steve Fisher on the sidelines, this is a team to watch." - Jay Bilas, *ESPN Basketball Analyst*

INDIVIDUAL

RYAN AMOROSO

- All-Mountain West third team by *Lindy's*
- Best rebounder by *Sporting News*

LORRENZO WADE

- All-Mountain West team by *Sporting News*
- All-Mountain West first team by *Lindy's*
- All-Mountain West first team by *Athlon Sports*
- Honors candidate by *Lindy's*
- No. 25 among top small forwards by *Lindy's*
- Best interview by *Sporting News*

BILLY WHITE

- All-Mountain West third team by *Lindy's*

RICHIE WILLIAMS


- Best penetrator by *Sporting News*

STEVE FISHER

- Best recruiter by *Sporting News*

SDSU Broadcast Roster

San Diego State at TCU | Daniel-Meyer Coliseum | February 28, 2009




#2
TIM ISLAND

Guard
6-4, 207, Junior-JC
San Diego, Calif.
University City High
Mt. San Jacinto
PPG: 0.4 RPG: 0.9 APG: 0.22
FG%: 10.0 3FG: 00.0 FT%: 66.7



#3
RICHIE WILLIAMS

Guard
5-10, 162, Senior-3L
San Diego, Calif.
Steele Canyon High
PPG: 6.9 RPG: 4.3 APG: 3.7
FG%: 40.4 3FG: 38.6 FT%: 66.7




#10
BRYAN HORTON

Guard
6-1, 196, Freshman-RS
Anaheim, Calif.
Canyon High
PPG: 0.3 RPG: 0.2 APG: 0.2
FG%: 14.3 3FG: 00.0 FT%: 40.0



#15
KYLE SPAIN

Forward
6-5, 209, Junior-3L
Newark, Calif.
Newark Memorial High
PPG: 14.4 RPG: 5.3 APG: 1.3
FG%: 41.8 3FG: 40.6 FT%: 85.4



#20
JASON DEUTCHMAN

Guard
6-6, 210, Sophomore-RS
Los Angeles, Calif.
Santa Monica High
Wisconsin-Milwaukee
PPG: 0.0 RPG: 0.6 APG: 0.2
FG%: 00.0 3FG: 00.0 FT%: 00.0




#21
MATT THOMAS

Guard
6-4, 213, Senior-3L
Riverside, Calif.
Martin Luther King High
PPG: 1.8 RPG: 1.6 APG: 0.9
FG%: 38.1 3FG: 7.1 FT%: 88.2



#23
D.J. GAY

Guard
6-0, 155, Sophomore-1L
Sun Valley, Calif.
Poly High
PPG: 7.0 RPG: 1.6 APG: 1.9
FG%: 34.3 3FG: 34.3 FT%: 68.1



#24
TIM SHELTON

Forward
6-7, 241, Freshman-RS
Fresno, Calif.
Clovis West High
PPG: 8.3 RPG: 4.6 APG: 1.2
FG%: 52.0 3FG: 29.4 FT%: 55.2




#25
BRYCE SMITH

Guard
6-3, 202, Freshman-HS
Woodland Hills, Calif.
Taft High
PPG: 0.9 RPG: 0.2 APG: 0.0
FG%: 42.9 3FG: 50.0 FT%: 00.0



#31
LORRENZO WADE

Forward
6-6, 225, Senior-2L
Las Vegas, Nev.
Louisville
PPG: 14.1 RPG: 3.8 APG: 2.5
FG%: 47.3 3FG: 30.0 FT%: 70.1



#32
BILLY WHITE

Forward
6-8, 226, Sophomore-1L
Las Vegas, Nev.
Green Valley High
PPG: 9.0 RPG: 3.9 APG: 0.8
FG%: 66.0 3FG: 00.0 FT%: 63.0




#40
KELVIN DAVIS

Guard
6-3, 215, Senior-1L
Waterbury, Conn.
College of Southern Idaho
PPG: 2.5 RPG: 1.8 APG: 0.5
FG%: 33.3 3FG: 28.6 FT%: 00.0



#42
MENDI CHERIET

Forward
6-8, 212, Junior-JC
Tarare, France
Arizona Western College
PPG: 5.1 RPG: 2.1 APG: 0.7
FG%: 47.2 3FG: 28.6 FT%: 69.0



#43
RYAN AMOROSO

Forward
6-8, 263, Senior-1L
Burnsville, Minn.
Marquette
PPG: 6.9 RPG: 4.6 APG: 0.5
FG%: 41.2 3FG: 38.9 FT%: 59.5



Head Coach
STEVE FISHER

- 18th full season • 349-220
- 10th at SDSU • 165-138
- 1989 NCAA champion
- 3 NCAA championship game appearances
- 9 NCAA Tournament appearances

San Diego State Coaches and Staff: Assistant Head Coach Brian Dutcher, Assistant Coach Justin Hutson, Assistant Coach Mark Fisher, Director of Operations Matt Soria, Director of Player Development David Velasquez, Head Manager Tony Bland, Athletic Trainer Mark Haines

San Diego State

2008-09 Record: 18-8; 8-5 MWC

2008 Great Alaska Shootout Champions, 2008 NIT Participants

- The Aztecs have won at least 20 games in three straight seasons and in five of the last seven campaigns under Fisher.
- San Diego State has advanced to postseason play each of the last three seasons (2006 NCAA, 2007 NIT, 2008 NIT).

Trends

- San Diego State has won 25 of the last 27 dating back to the 2006-07 season when scoring at least 70 points.
- SDSU is 29-9 in its last 38 games when it outrebounds its opponent.

2	Tim Island Guard, 6-4, 207, Jr.-JC San Diego, Calif. (Univ. City High/Mt. San Jacinto)	PPG 0.4 RPG 0.9 APG 0.2 FG 10.0 3FG 0.0 FT 66.7 MWC 0.0 Career Highs: Points: 12 at USC (11-24-06) Rebounds: 5 at Temple (12-2-06) Assists: 1 - six times	Transfer from Mt. San Jacinto College ... Freshman year at Long Beach St. and helped them to a 24-8 record ... 49ers won the Big West and went to the NCAA Tournament that season ... Played in 9 games... 1 reb., career-high tying 1 ast. vs. Fresno State... 2 rebs. vs. Seattle... 1 reb., 1 ast. vs. Hampton... 4 pts., 3 rebs. vs. UAPB.
3	Richie Williams Guard, 5-10, 162, Sr.-3L San Diego, Calif. (Steele Canyon High)	PPG 6.9 RPG 4.3 APG 3.7 FG 40.4 3FG 38.6 FT 66.7 MWC 7.4 Career Highs: Points: 19 at BYU (2-22-06) Rebounds: 9 - twice Assists: 11 vs. So. Dak. St. (3-3-06)	SDSU/MWC record holder in stls. (228)... 2nd in career asts. in SDSU/MWC history (450); 3 short of tying MWC record (Jay Straight, UW-453) ... SDSU is 25-7 in last 32 gms. when he has at least 5 asts... Career-high 5 3FG vs. W. Carolina... Season-high 9 ast. at Wyo... Career-high 9 reb. vs. TCU... 12 pts., 3 rebs., 5 asts., 4 stls. vs. Air Force.
10	Bryan Horton Guard, 6-1, 196, Fr.-RS Anaheim, Calif. (Canyon High)	PPG 0.3 RPG 0.2 APG 0.2 FG 14.3 3FG 0.0 FT 40.0 MWC 0.3 Career Highs: Points: 2 vs. Air Force (2-7-09) Rebounds: 1 - three times Assists: 1 - three times	Seen action in five of last 7 games, including 2 straight ... Played in 14 games this season... Scored 1st points of SDSU career with his free throw vs. UCSD... Career-high 1 reb., 1 ast. vs. Fresno State... Career-high 1 ast. at Air Force... 7 mins. at Wyoming... Career-high 2 pts., 1 reb., 8 mins. vs. Air Force.
15	Kyle Spain Forward, 6-5, 220, Sr.-3L Newark, Calif. (Newark Memorial High)	PPG 14.4 RPG 5.3 APG 1.3 FG 41.8 3FG 40.6 FT 85.4 MWC 12.7 Career Highs: Points: 30 vs. UNM (1-21-09) Rebounds: 12 vs. Wyoming (3-11-06) Assists: 5 - twice	23rd player in SDSU history to reach 1,000 career pts... Scoring leader 13 times this year... 22 pts. vs. CSUN, vs. W. Carolina... 3rd career double-double vs. Fresno St. w/22 pts. and 11 rebs. ... Career-best 30 pts. vs. UNM... 8 of 17 pts. in OT at UNLV... Team-high 18 pts., 6 rebs. at UNM... 13 pts., team-high 7 reb., 3 stl. vs. BYU.
21	Matt Thomas Guard, 6-4, 213 Sr.-3L Riverside, Calif. (Martin Luther King High)	PPG 1.8 RPG 1.6 APG 0.9 FG 38.1 3FG 7.1 FT 88.2 MWC 1.8 Career Highs: Points: 20 vs. Air Force (2-28-05) Rebounds: 10 vs. UNLV (2-12-05) Assists: 7 vs. So. Miss. (11-20-05)	A fifth-year senior who has never had more turnovers than assists in his 4 years on campus... Has one TO or less in 74 of the last 85 gms. he has played in... Started his first game of '08-09 vs. Utah... Season-high 11 pts. at Wyo... Tied career high with 4 stls. at CSU... Season-high 4 rebs. at UNLV... Season-high 6 rebs., 3 ast. vs. AFA.
23	D.J. Gay Guard, 6-0, 155, So.-1L Sun Valley, Calif. (Poly High)	PPG 7.0 RPG 1.6 APG 1.9 FG 34.3 3FG 34.3 FT 68.1 MWC 5.5 Career Highs: Points: 21 at Utah (2-16-08) Rebounds: 5 at UNM (1-12-08) Assists: 5 - twice	Has made 46 starts in 59 career games ... SDSU is 9-0 this year when he scores in double figures... At least one 3FG in 19 of 26 gms. this year ... Season-high 20 pts. (CH 6 3FG) vs. Hampton... 20 pts. and 4 asts. vs. CSUN... Game-high 15 pts. at AFA... Career-high 5 free throws at UNLV... 4 ast., one short of career high, vs. Wyoming.
24	Tim Shelton Forward, 6-7, 241, Fr.-RS Fresno, Calif. (Clovis West High)	PPG 8.3 RPG 4.6 APG 1.2 FG 52.0 3FG 29.4 FT 55.2 MWC 7.6 Career Highs: Points: 17 - twice Rebounds: 11 at Air Force (1-3-09) Assists: 4 - twice	Double figures in scoring in 2 of last 3 games... 1st career double-double (17 pts., 10 rebs.) vs. Saint Mary's... Started 11 games this year... SDSU is 11-3 when he starts in his career... Career-high 17 pts. at N. Colorado... Team-high 13 pts., 8 rebs. at Arizona... CH 11 rebs. at AFA... 2nd on team in FG pct. at 52.0%... 13 pts., vs. BYU.
31	Lorrenzo Wade Forward, 6-6, 225, Sr.-2L Las Vegas, Nev. (Hargrave Military/Louisville)	PPG 14.1 RPG 3.8 APG 2.5 FG 47.3 3FG 30.0 FT 70.1 MWC 16.0 Career Highs: Points: 28 vs. BYU (2-23-08) Rebounds: 13 vs. Wyoming (1-19-08) Assists: 11 vs. Colo. St. (3-1-08)	MWC Player of the Week (2/2)... Double figures in scoring in 13 of 16 games this year... 17.0 ppg last 9 games... Season-high 25 pts. at CSU... 12 pts., 11 rebs., 8 asts. at Air Force... Had 12 pts., 4 rebs. at UNLV... DNP vs. AFA (iii), but returned at Utah and had 15 pts. off bench... 17 pts., 5 rebs., vs. Wyo... 19 pts., 6 reb. vs. BYU.
32	Billy White Forward, 6-8, 226, So.-1L Las Vegas, Nev. (Green Valley High)	PPG 9.0 RPG 3.9 APG 0.8 FG 66.0 3FG 0.0 FT 63.0 MWC 10.1 Career Highs: Points: 24 vs. Wyoming (2-14-09) Rebounds: 10 at CSU (1-29-08) Assists: 4 - twice	DNP vs. BYU (knee)... Scored in double figures 10 times this year... 1st on team in FG pct. at 66.0%... 21 games shooting 50.0% or better this season... SDSU is 9-2 this season when he blocks at least one shot... Went 12-for-12 vs. Wyo., to est. a new school/MWC record... Had a CH 24 pts. and 4 blk. vs. Wyo... Made 19 straight FGs in last 2+ gms.
40	Kelvin Davis Guard, 6-3, 215, Sr.-1L Waterbury, Conn. (Sacred Heart High/Coll. of So. Idaho)	PPG 2.5 RPG 1.8 APG 0.5 FG 33.3 3FG 28.6 FT 00.0 MWC -- Career Highs: Points: 19 vs. Saint Mary's (12-9-07) Rebounds: 6 - three times Assists: 3 vs. Alabama St. (12-27-04)	One of the team's top perimeter players, especially from beyond the three-point arc ... Came off the bench and played 12 minutes en route to 2 points, 2 rebounds and game-high 2 steals vs. UCSD... Season-high 9 points, 5 rebs. vs. Fresno St... A 3FG in 3 straight gms. where he's attempted one... Played in 8 games this season.
42	Mehdi Cheriet Forward, 6-8, 212, Jr.-JC Tarare, France (Arizona Western College)	PPG 5.1 RPG 2.1 APG 0.7 FG 47.2 3FG 28.6 FT 69.0 MWC 4.8 Career Highs: Points: 14 - twice Rebounds: 6 vs. UNM (1-21-09) Assists: 2 at N. Colo. (12-3-08)	Transfer from Arizona Western College... Played in all 26 games... 11 points vs. Seattle... Career-high 2 assists at No. Colorado... Career-high 14 points vs. Ark.-Pine Bluff... Career-high 6 rebs. vs. New Mexico... Career-high 14 at BYU... First career start at UNLV... Started 2 games in a row (at UNLV, vs. AFA)... CH 2 ast. at UNM, vs. BYU.
43	Ryan Amoroso Forward, 6-8, 263, Sr.-1L Burnsville, Minn. (Burnsville High/Marquette)	PPG 6.9 RPG 4.6 APG 0.5 FG 41.2 3FG 38.9 FT 59.5 MWC 6.5 Career Highs: Points: 30 vs. South Carolina (11-26-05) Rebounds: 12 - three times Assists: 3 - twice	SDSU is 6-1 when he scores at least 10 pts. this year... 2-time Great Alaska Shootout champion... 13 points, career-high tying 3 steals vs. Seattle... 13 points vs. UCSB... 13 points vs. UAPB... Season highs of 17 pts., 8 rebs. vs. Utah... 12 pts. vs. TCU... Team- and season-high 8 rebs. at Utah... 10 pts., team-high 7 reb. vs. BYU.



Steve Fisher

18th-Full Season • 10th Season at SDSU • Illinois State, 1967

Record Breakdown

	Career
Home	200-67
Away	87-126
Neutral	62-27

By Month	
November	47-18
December	96-40
January	80-61
February	66-60
March	56-37
April	4-2

Games Decided By/in	
1-Point Games	18-8
2 Points	16-12
3 Points or Less	76-53
Overtime	25-16

Steve Fisher has guided the Aztec basketball program to unparalleled heights. In eight seasons, he has taken a program that regularly missed out on the conference postseason tournament, to one which has become of the best programs on the West Coast and has the Aztecs knocking on the door of the elite teams in the country.

The best news for SDSU fans is that Fisher signed a new five-year contract prior to the start of the 2006-07 season that will keep him in San Diego for the foreseeable future.

When Fisher arrived on the scene in March of 1999, he found a basketball program that wasn't good enough to be called average. The Aztecs had suffered through 13 losing seasons in 14 years. Members of the school's last NCAA team were in the early stages of middle age. The expectations were set. The Aztecs were expected to lose. The year before Fisher's arrival on campus, San Diego State won just four games.

Now those days are a distant memory. Fisher guided San Diego State to the NCAA Tournament in 2002, the postseason NIT in 2003, the 2006 NCAA Tournament and the NIT the last two seasons. In addition, the Aztecs have a solid core returning and a nationally ranked recruiting class, that will keep SDSU competitive this season and seasons ahead.

On March 26, 1999, San Diego State announced its arrival on the basketball scene in the form of a news conference to introduce its new coach, Steve Fisher. Fresh from a stint with the Sacramento Kings and with three appearances in the Final Four and a national championship in his pocket, he rolled up his sleeves and went to work. And work was needed. It looked to be a daunting challenge and yet the man with one of the highest winning percentages in NCAA Tournament history had no reservations.

No head-coaching career, at any level, started quicker than that of Steve Fisher. Six games into his head-coaching career he was undefeated and sporting a national championship ring. And the success didn't stop with the national title.

Fisher's eight-plus seasons at Michigan produced a 184-82 (.692) record, nine postseason tournament berths and three trips to the NCAA championship game, including the magical run to the 1989 national title.

Under Fisher, the Wolverines also claimed an NIT championship, won at least 20 games four times and finished among the top three in the powerful Big Ten Conference five times. In 1995, Michigan set a league record by holding opponents to just 39.4 percent shooting from the floor.

Fisher and Co., raised the bar even higher in the postseason. His seven NCAA Tournament teams at Michigan combined for a 20-6 record, ranking him fourth among active coaches and ninth in NCAA history with a winning percentage of .769 in the national bracket. Only 13 coaches have taken more teams to the Final Four, including just five that are still active. He is one of three coaches to take three squads to the Final Four in the first five years of a head-coaching career, and one of just six coaches to lead a team to the championship of the NIT as well as the NCAA.

His accomplishments may be even greater at San Diego State. In 2001-02 he led the Aztecs to the postseason for the first time since 1985 and for just the fourth time ever. The 21 wins were second most for the school as a Division I program and the most since 1985. The fact that those numbers came after just three seasons signifies what is one of the great recent turnarounds in college basketball.

He followed that up with a third consecutive season with a .500 or better record in 2002-03 and led SDSU back to the postseason for the second consecutive season for only the second time in the school's Division I history. In addition, SDSU claimed its first Division I postseason victory with a win in the NIT.

In 2006-07, he led SDSU to the MWC regular season and tournament crowns and a berth in the NCAA Tournament. That team finished with a Division I school-record 24 wins. And the last two seasons, Fisher has led the Aztecs to two additional 20-win season and postseason appearances and he doesn't look like he is stopping anytime soon.

► Steve Fisher Year-By-Year

Year	School	W	L	Pct.	Conference W	Conference L	Conference Pct.	Postseason/Honors
1989	Michigan	6	0	1.000	-	-	-	NCAA Champions
1989-90	Michigan	23	8	.742	12	6	.667	NCAA Second Round
1990-91	Michigan	14	15	.483	7	11	.389	NIT First Round
1991-92	Michigan	25	9	.735	11	7	.611	NCAA Runner-Up, <i>Basketball Times</i> Coach of the Year
1992-93	Michigan	31	5	.861	15	3	.833	NCAA Runner-Up
1993-94	Michigan	24	8	.750	13	5	.722	NCAA Regional Finalist
1994-95	Michigan	17	14	.548	11	7	.611	NCAA First Round
1995-96	Michigan	20	12	.625	10	8	.556	NCAA First Round
1996-97	Michigan	24	11	.686	9	9	.500	NIT Champions
Eight Full Seasons at UM		184	82	.692	88	56	.611	7 NCAA Tournaments, 9 Postseason Appearances
Year	School	W	L	Pct.	Conference W	Conference L	Conference Pct.	Postseason/Honors
1999-00	San Diego State	5	23	.179	0	14	.000	
2000-01	San Diego State	14	14	.500	4	10	.286	8th-most improved team in the country (Sagarin Ratings)
2001-02	San Diego State	21	12	.636	7	7	.500	NCAA First Round; Aztecs' first NCAA trip since 1985
2002-03	San Diego State	16	14	.552	6	8	.429	NIT Second Round; Aztecs reach postseason in consecutive yrs
2003-04	San Diego State	14	16	.483	5	9	.357	Two players that earned all-league honors return in 04-05
2004-05	San Diego State	11	18	.379	4	10	.286	Young Aztecs drop seven gms. by four pts. or less or OT
2005-06	San Diego State	24	9	.727	13	3	.813	MWC regular season and tournament champs.; NCAA berth
2006-07	San Diego State	22	11	.667	10	6	.625	NIT Second Round; First road win in D-I postseason tourney
2007-08	San Diego State	20	13	.606	9	7	.563	NIT First Round; Third straight 20-win season
2008-09	San Diego State	18	8	.692	8	5	.615	
10 Seasons at SDSU		165	138	.545	65	79	.451	2 NCAA Tournaments; 5 Postseason Appearances
Year	School	W	L	Pct.	Conference W	Conference L	Conference Pct.	Postseason/Honors
18th-Full Season Career		349	220	.613	153	135	.531	9 NCAA Tournaments, 14 Postseason Appearances

Season/Career Highs

Points

Season 4 vs. Ark.-PB, 12-29-08
Career 12 at USC, 11-24-06

Rebounds

Season 3 vs. Ark.-PB, 12-29-08
Career 5 at Temple, 12-2-06

Assists

Season 1 vs. Hampton, 11-29-08
1 vs. Fresno St., 11-22-08
Career 1 vs. Hampton, 11-29-08
1 vs. Fresno St., 11-22-08
1 at Cal Poly, 2-8-06
1 vs. UCR, 1-20-07
1 at UMB, 12-3-06

Field Goals

Season 1 vs. Ark.-PB, 12-29-08
Career 4 at USC, 11-24-06

Field Goals Attempted

Season 3 vs. Ark.-PB, 12-29-08
Career 9 at USC, 11-24-06

Three-Point Field Goals

Season
Career 4 at USC, 11-24-06

Three-Point FG Attempted

Season 1 vs. Air Force, 2-7-09
1 vs. Ark.-PB, 12-29-08
1 vs. Hampton, 11-29-08
1 vs. Fresno St., 11-22-08
Career 8 at USC, 11-24-06

Free Throws

Season 2 vs. Ark.-PB, 12-29-08
Career 3 at UCLA, 11-28-06

Free Throws Attempted

Season 2 vs. Ark.-PB, 12-29-08
Career 3 vs. CSUN, 2-1-07
3 vs. Cal Poly, 1-6-07
3 at UCLA, 11-28-06

Steals

Season 1 vs. Ark.-PB, 12-29-08
Career 1 vs. Ark.-PB, 12-29-08
1 at CSUN, 1-13-07

Blocked Shots


Season 1 vs. Hampton, 11-29-08
Career 1 vs. Hampton, 11-29-08
1 at USC, 11-24-06

Minutes Played

Season 5 vs. Air Force, 2-7-09
5 vs. Ark.-PB, 12-29-08
5 vs. UCSD, 11-15-08
Career 21 at UCLA, 11-28-06
21 at USC, 11-24-06

2 • Tim Island

Guard • 6-4 • 207 • Junior • San Diego, Calif. (Mt. San Jacinto College)



Played five minutes in the season opener vs. UC San Diego (11-15-08)... Did not see action vs. 15th-ranked Arizona State (11-18-08)... Tied a career high with his one assist and added a rebound vs. Fresno State (11-22-08)... Grabbed season-high two rebounds vs. Seattle (11-28-08) in the semifinals of the Great Alaska Shootout... Recorded one rebound, a career-high one assist and a personal-best one blocked shot vs. Hampton (11-29-08) in the championship game of the Great Alaska Shootout... Played one minute and attempted a three-pointer vs. UC Santa Barbara (12-20-08)... Set season highs in points (4), rebounds (3), field goals made (1), field goals attempted (3), free throws made and attempted (2) and minutes played (5); and a career high in steals with one vs. Arkansas-Pine Bluff (12-29-08)... Collected on rebound in two minutes vs. TCU (1-28-09), his first Mountain West Conference action of his career... Played a season high five minutes vs. Air Force (2-7-09)... Logged one minute vs. Wyoming (2-14-09).

2008-09 Game-By-Game Statistics

Date	Opponent	S	MP	FG-FGA	3FG-FGA	FT-FTA	REB	PF	A	TO	BK	S	TP
N.15	UC San Diego		5	0-0	0-0	0-0	0	1	0	0	0	0	0
N.18	Arizona State			DNP - CD									
N.22	Fresno State		3	0-2	0-1	0-0	1	0	1	0	0	0	0
N.27	vs. Western Carolina			DNP - CD									
N.28	vs. Seattle		4	0-0	0-0	0-0	2	0	0	0	0	0	0
N.29	vs. Hampton		4	0-1	0-1	0-0	1	0	1	0	1	0	0
D.3	at Northern Colorado			DNP - CD									
D.6	San Diego			DNP - CD									
D.10	at Arizona			DNP - CD									
D.13	vs. Saint Mary's			DNP - CD									
D.20	UC Santa Barbara		1	0-1	0-1	0-0	0	1	0	0	0	0	0
D.22	Cal State Northridge			DNP - CD									
D.29	Arkansas-Pine Bluff		5	1-3	0-1	2-2	3	0	0	0	0	1	4
J.3	at Air Force*			DNP - Did Not Travel									
J.10	Utah*			DNP - CD									
J.14	at Wyoming*			DNP - CD									
J.21	New Mexico*			DNP - CD									
J.24	at Brigham Young*			DNP - CD									
J.28	TCU*		2	0-1	0-0	0-0	1	0	0	0	0	0	0
J.31	at Colorado State*			DNP - CD									
F.3	at UNLV*			DNP - CD									
F.7	Air Force*		5	0-2	0-1	0-1	0	0	0	0	0	0	0
F.11	at Utah*			DNP - CD									
F.14	Wyoming*		1	0-0	0-0	0-0	0	0	0	0	0	0	0
F.21	at New Mexico*			DNP - CD									
F.24	Brigham Young*			DNP - CD									
F.28	at TCU*												
M.4	Colorado State*												
M.7	UNLV*												

► Island Career Statistics

* at Long Beach State

Year	G-GS	Min.-Avg.	FG-FGA	Pct.	3P-3PA	Pct.	FT-FTA	Pct.	OR	DR	Reb	Avg.	PF-D	AT	TO	BS	ST	Pts	Avg.
06-07*	23-0	216-9.4	19-53	.358	13-38	.342	8-11	.727	9	15	24	1.0	15-0	2	4	1	1	59	2.6
08-09	9-0	30-3.3	1-10	.100	0-5	.000	2-3	.667	3	5	8	1.0	2-0	2	0	1	1	4	0.5
Totals	32-0	238-7.4	20-62	.323	13-42	.309	10-14	.714	12	20	32	1.0	17-0	4	4	2	2	63	1.97

Season/Career Highs

Points

Season 15 vs. W. Carolina, 11-28-08
Career 19 at BYU, 2-22-06

Rebounds

Season 9 vs. TCU, 1-28-09
Career 9 vs. TCU, 1-28-09
9 vs. So. Dakota St., 3-3-06

Assists

Season 9 at Wyoming, 1-14-09
Career 11 vs. So. Dakota St., 3-3-06

Field Goals

Season 5 vs. TCU, 1-28-09
5 vs. W. Carolina, 11-28-08
Career 8 at BYU, 2-22-06

Field Goals Attempted

Season 11 vs. TCU, 1-28-09
11 at Wyoming, 1-14-09
11 vs. Saint Mary's, 12-13-08
Career 12 vs. New Mexico, 2-13-08
12 at UNLV, 1-23-07
12 at BYU, 2-22-06
12 at Wyoming, 1-28-06

Three-Point Field Goals

Season 5 vs. W. Carolina, 11-28-08
Career 5 vs. W. Carolina, 11-28-08

Three-Point FG Attempted

Season 6 vs. W. Carolina, 11-28-08
Career 6 vs. W. Carolina, 11-28-08

Free Throws

Season 3 at Wyoming, 1-14-09
Career 9 vs. W. Michigan, 12-1-07

Free Throws Attempted

Season 5 at Wyoming, 1-14-09
Career 10 vs. W. Michigan, 12-1-07

Steals

Season 5 at BYU, 1-24-09
5 vs. UCSB, 12-20-08
Career 6 vs. Utah, 1-27-07

Blocked Shots

Season 1 vs. TCU, 1-28-09
Career 1 - six times

Minutes Played

Season 37 at Wyoming, 1-14-09
Career 40 - four times

3 • Richie Williams

Guard • 5-10 • 162 • Senior • San Diego, Calif. (Steele Canyon High)



SDSU's and the MWC's all-time leader in career steals with his four vs. Air Force (2-7-09)... Started every game but two (vs. Utah, at UNLV) this season... Scored four points, had five rebounds and a game-high three assists vs. UC San Diego (11-15-08)... Recorded seven points and season highs of six rebounds and three steals vs. 15th-ranked Arizona State (11-18-08)... Tallied seven points, four rebounds and two assists vs. Fresno State (11-22-08)... Connected on a career-best five three-pointers, including four in the first half, en route to a season-high 15 points vs. Western Carolina (11-28-08) in the quarterfinals of the Great Alaska Shootout... He also had a season-best tying three steals against the Catamounts... Dished out a game- and season-high eight assists vs. Seattle (11-28-08) in the semifinals of the Great Alaska Shootout... Tallied a then season-high four steals and added four points, two rebounds and four assists vs. Hampton (11-29-08) in the championship game of the Great Alaska Shootout... Recorded four points, four rebounds, three assists and two steals at Northern Colorado (12-3-08)... Went for seven points, two rebounds and a team-high four assists vs. San Diego (12-6-08)... Had a game-high tying five assists and added five rebounds and two points at Arizona (12-10-08)... Tallied nine points, two rebounds, a team-best three assists and two steals vs. Saint Mary's (12-13-08)... Logged a season-best five steals and contributed six points and four rebounds vs. UC Santa Barbara (12-20-08)... Filled the stat sheet vs. CS Northridge (12-22-08) with nine points, five rebounds, three assists and four steals... Dished a game-high six assists and recorded four rebounds, two steals and two points vs. Arkansas-Pine Bluff (12-29-08). Assisted on three baskets at Air Force (1-3-09), marking the 10th straight game in which he has had at least three assists, and added five points... Grabbed a season-high matching six rebounds and added eight points and two steals vs. Utah (1-10-09)... Recorded his second double-figure scoring effort with 12 points and had a season-high nine assists at Wyoming (1-14-09)... Tied Kyle Spain for the team lead in assists with four vs. New Mexico (1-21-09)... Tied his season high in rebounds (6) and steals (5) and added six assists and nine points at Brigham Young (1-24-09)... Filled the stat sheet with 12 points, a career-high nine rebounds, a game-high six assists, one blocked shot and one steal vs. TCU (1-28-09)... Posted three points, two rebounds, three assists and three steals before suffering a knee injury at Colorado State (1-31-09)... Played 26 minutes and went for nine points, five rebounds, two assists and one steal at UNLV... Put up 12 points, three rebounds, a game-high five assists and four steals vs. Air Force (2-7-09)... Had five points, four rebounds, two assists and three steals at Utah (2-11-09)... Recorded nine points, two rebounds, two assists and one steal vs. Wyoming (2-14-09)... Connected on a pair of threes en route to six points, while adding five rebounds at New Mexico (2-21-09)... Grabbed a team-high tying seven rebounds vs. BYU (2-24-09).

2008-09 Game-By-Game Statistics

Date	Opponent	S	MP	FG-FGA	3FG-FGA	FT-FTA	REB	PF	A	TO	BK	S	TP
N.15	UC San Diego	S	39	1-5	0-1	2-2	5	1	3	1	0	1	4
N.18	Arizona State	S	36	3-6	1-3	0-0	6	5	2	3	0	3	7
N.22	Fresno State	S	20	3-4	0-1	1-3	4	4	2	1	0	1	7
N.27	vs. Western Carolina	S	34	5-7	5-6	0-0	6	4	1	5	0	3	15
N.28	vs. Seattle	S	34	2-7	0-2	0-0	3	1	8	1	0	1	4
N.29	vs. Hampton	S	29	2-6	0-3	0-0	2	3	4	3	0	4	4
D.3	at Northern Colorado	S	32	2-8	1-4	2-2	4	1	3	2	0	2	4
D.6	San Diego	S	33	3-7	1-3	0-0	2	1	4	2	0	1	7
D.10	at Arizona	S	28	1-5	0-4	0-0	5	4	5	3	0	0	2
D.13	vs. Saint Mary's	S	32	4-11	1-2	0-0	2	1	3	2	0	2	9
D.20	UC Santa Barbara	S	33	3-8	0-3	0-0	4	2	4	4	0	5	6
D.22	Cal State Northridge	S	27	4-8	1-2	0-0	5	3	3	2	0	4	9
D.29	Arkansas-Pine Bluff	S	23	1-3	0-1	0-0	4	2	6	2	0	2	2
J.3	at Air Force*	S	33	1-4	1-3	2-2	3	3	3	1	0	1	5
J.10	Utah*	S	32	3-7	0-1	2-2	6	4	1	0	0	2	8
J.14	at Wyoming*	S	37	4-11	1-4	3-5	4	4	9	1	0	3	12
J.21	New Mexico*	S	30	1-4	1-4	0-0	3	5	4	2	0	1	3
J.24	at Brigham Young*	S	34	3-8	2-2	1-2	6	1	6	3	0	5	9
J.28	TCU*	S	32	5-11	3-5	0-0	9	2	6	3	1	1	12
J.31	at Colorado State*	S	26	1-2	1-1	0-0	2	3	3	5	0	3	3
F.3	at UNLV*	S	26	3-3	1-1	2-4	5	4	2	3	0	1	9
F.7	Air Force*	S	27	4-7	3-4	1-1	3	1	5	1	0	4	12
F.11	at Utah*	S	29	2-8	0-0	1-2	4	4	2	3	0	3	5
F.14	Wyoming*	S	28	3-6	2-4	1-2	2	4	2	0	0	1	9
F.21	at New Mexico*	S	32	2-6	2-3	0-0	5	2	3	2	0	2	6
F.24	Brigham Young*	S	32	1-4	0-3	0-0	7	5	3	4	1	2	2
F.28	at TCU*												
M.4	Colorado State*												
M.7	UNLV*												

► Williams Career Statistics

Year	G-GS	Min.-Avg.	FG-FGA	Pct.	3P-3PA	Pct.	FT-FTA	Pct.	OR	DR	Reb	Avg.	PF-D	AT	TO	BS	ST	Pts	Avg.
05-06	33-32	935-28.3	71-168	.423	19-59	.322	58-81	.716	26	61	87	2.6	77-1	127	97	2	58	219	6.6
06-07	33-32	1123-34.0	73-165	.442	38-83	.458	47-63	.746	29	104	133	4.0	93-1	151	100	3	69	231	7.0
07-08	25-12	632-25.3	56-154	.364	19-65	.292	42-58	.724	14	54	68	2.7	58-1	75	64	0	42	173	6.9
08-09	26-24	788-30.3	67-166	.404	27-70	.386	18-27	.667	30	81	111	4.3	74-3	97	59	2	59	179	6.9
Totals	117-100	3478-29.7	267-653	.409	103-277	.372	165-229	.721	99	300	399	3.4	302-6	450	320	7	228	802	6.9

Career Highs

Points

Career 2 vs. Air Force, 2-7-09

Rebounds

Career 1 vs. Air Force, 2-7-09
1 vs. Hampton, 11-29-08
1 vs. Fresno St., 11-22-08

Assists

Career 1 at Air Force, 1-3-09
1 vs. Hampton, 11-29-08
1 vs. Fresno St., 11-22-08

Field Goals

Career 1 vs. Air Force, 2-7-09

Field Goals Attempted

Career 3 vs. Air Force, 2-7-09

Three-Point Field Goals

Career

Three-Point FG Attempted

Career 1 vs. Ark.-PB, 12-29-08

Free Throws

Career 1 vs. Ark.-PB, 12-29-08
1 vs. UCSD, 11-15-08

Free Throws Attempted

Career 2 vs. Ark.-PB, 12-29-08
2 vs. UCSD, 11-15-08

Steals

Career

Blocked Shots


Career

Minutes Played

Career 8 vs. Air Force, 2-7-09

10 • Bryan Horton

Guard • 6-1 • 196 • Freshman • Anaheim, Calif. (Canyon High)



Saw his first action as an Aztec by playing four minutes and scoring one point after going 1-for-2 from the free-throw line vs. UC San Diego (11-15-08)... Established career highs in rebounds (1) and assists (1) vs. Fresno State (11-22-08)... Played a minute in the first half against Western Carolina (11-28-08) in the quarterfinals of the Great Alaska Shootout... Played two minutes vs. Seattle (11-28-08) in the semifinals of the Great Alaska Shootout... Tied his career high with one rebound and one assist vs. Hampton (11-29-08) in the championship game of the Great Alaska Shootout... Played one minute vs. UC Santa Barbara (12-20-08)... Matched his career high with one point and logged a then career-best six minutes vs. Arkansas-Pine Bluff (12-29-08)... Tied his career high with one assist at Air Force (1-3-09)... Played a personal-high seven minutes at Wyoming (1-14-09)... Logged two minutes of action vs. TCU (1-28-09)... Entered the game for the injured Richie Williams and played three minutes at Colorado State (1-31-09)... Connected on his first field goal and had a career-high two points and one rebound in a personal-best eight minutes vs. Air Force (2-7-09)... Played one minute vs. Wyoming (2-14-09)... Entered the game right before halftime at New Mexico (2-21-09).

2008-09 Game-By-Game Statistics

Date	Opponent	S	MP	FG-FGA	3FG-FGA	FT-FTA	REB	PF	A	TO	BK	S	TP
N.15	UC San Diego		4	0-0	0-0	1-2	0	0	0	0	0	0	1
N.18	Arizona State			DNP - CD									
N.22	Fresno State		3	0-0	0-0	0-0	1	0	1	1	0	0	0
N.27	vs. Western Carolina		1	0-0	0-0	0-0	0	0	0	0	0	0	0
N.28	vs. Seattle		2	0-0	0-0	0-0	0	0	0	0	0	0	0
N.29	vs. Hampton		3	0-0	0-0	0-1	1	0	1	0	0	0	0
D.3	at Northern Colorado			DNP - CD									
D.6	San Diego			DNP - CD									
D.10	at Arizona			DNP - CD									
D.13	vs. Saint Mary's			DNP - CD									
D.20	UC Santa Barbara		1	0-0	0-0	0-0	0	1	0	1	0	0	0
D.22	Cal State Northridge			DNP - CD									
D.29	Arkansas-Pine Bluff		6	0-2	0-1	1-2	0	0	0	1	0	0	1
J.3	at Air Force*		1	0-0	0-0	0-0	0	1	1	0	0	0	0
J.10	Utah*			DNP - CD									
J.14	at Wyoming*		7	0-1	0-0	0-0	0	1	0	0	0	0	0
J.21	New Mexico*			DNP - CD									
J.24	at Brigham Young*			DNP - CD									
J.28	TCU*		2	0-1	0-0	0-0	0	0	0	1	0	0	0
J.31	at Colorado State*		3	0-0	0-0	0-0	0	0	0	0	0	0	0
F.3	at UNLV*			DNP - CD									
F.7	Air Force*		8	1-3	0-0	0-0	1	1	0	0	0	0	2
F.11	at Utah*			DNP - CD									
F.14	Wyoming*		1	0-0	0-0	0-0	0	0	0	0	0	0	0
F.21	at New Mexico*		0+	0-0	0-0	0-0	0-0	0	0	0	0	0	0
F.24	Brigham Young*			DNP - CD									
F.28	at TCU*												
M.4	Colorado State*												
M.7	UNLV*												

► Horton Career Statistics

Year	G-GS	Min.-Avg.	FG-FGA	Pct.	3P-3PA	Pct.	FT-FTA	Pct.	OR	DR	Reb	Avg.	PF-D	AT	TO	BS	ST	Pts	Avg.
08-09	14-0	42-3.0	1-7	.143	0-1	.000	2-5	.400	1	2	3	0.2	4-0	3	4	0	0	4	0.3

Season/Career Highs

Points

Season 30 vs. New Mexico, 1-21-09
Career 30 vs. New Mexico, 1-21-09

Rebounds

Season 11 vs. Fresno St., 11-22-08
Career 12 vs. Wyoming, 3-11-06

Assists

Season 5 vs. W. Carolina, 11-27-08
Career 5 vs. W. Carolina, 11-27-08
5 vs. Campbell, 12-12-06

Field Goals

Season 8 vs. New Mexico, 1-21-09
Career 8 vs. New Mexico, 1-21-09
8 vs. UCSB, 12-17-05

Field Goals Attempted

Season 13 vs. CSUN, 12-22-08
13 vs. W. Carolina, 11-27-08
Career 16 at Arizona, 12-22-07

Three-Point Field Goals

Season 5 vs. CSUN, 12-22-08
Career 5 vs. CSUN, 12-22-08

Three-Point FG Attempted

Season 9 vs. CSUN, 12-22-08
Career 9 vs. CSUN, 12-22-08

Free Throws

Season 11 vs. New Mexico, 1-21-09
Career 11 vs. New Mexico, 1-21-09

Free Throws Attempted

Season 14 vs. New Mexico, 1-21-09
Career 14 vs. New Mexico, 1-21-09

Steals

Season 5 at UNLV, 2-3-09
Career 5 at UNLV, 2-3-09
5 vs. UCSB, 12-17-05

Blocked Shots


Season 2 vs. TCU, 1-28-09
Career 3 at UNLV, 1-23-07

Minutes Played

Season 34 vs. W. Carolina, 11-27-08
Career 37 at Saint Mary's, 11-11-06

15 • Kyle Spain

Forward • 6-5 • 220 • Senior • Newark, Calif. (Newark Memorial High)



Became the 23rd player in SDSU history to score 1,000 career points in the game vs. TCU ... Great Alaska Shootout Most Outstanding Player... MWC Player of the Week (Dec. 1)... Scored in double figures in a career-high eight straight games before the streak was ended at Arizona... Went 6-for-6 from the line en route to 14 points and added five rebounds vs. UCSD (11-15-08)... Scored a team-high 17 points and connected on a then career-high tying four three-pointers vs. 15th-ranked Arizona State (11-18-08)... Posted his third career double-double with a career-high tying 22 points and 11 rebounds vs. Fresno State (11-22-08)... Scored a career-high 22 points for the second game in a row vs. Western Carolina (11-28-08) in the quarterfinals of the Great Alaska Shootout... He also made a personal-high tying 10 free throws and five assists and added a season-best two steals and one blocked shot vs. the Catamounts... Scored a game-high 15 points and added a season-best two steals vs. Seattle (11-28-08) in the semifinals of the Great Alaska Shootout... Posted 17 points, a team-high tying eight rebounds and a season-high two steals in the championship game of the Great Alaska Shootout vs. Hampton (11-29-08)... Tallied a team-high 19 points and collected six rebounds at Northern Colorado (12-3-08)... Led the team in scoring with 16 points and added three rebounds vs. San Diego (12-6-08)... Had seven points and seven rebounds at Arizona (12-10-08)... Notched 13 points and seven rebounds, the second-most on the team vs. Saint Mary's (12-13-08)... Logged 11 points and matched his season best with two steals vs. UC Santa Barbara (12-20-08)... Tied a career high with 22 points and set a personal best with five three-pointers vs. CS Northridge (12-22-08)... Posted 15 points, six rebounds and two steals in just 23 minutes vs. Arkansas-Pine Bluff (12-29-08)... Sprained his right ankle in the first half at Air Force (1-3-09), but returned and scored three points in 12 minutes and added a season-high tying one blocked shot... Contributed nine points and three rebounds off the bench vs. Utah (1-10-09)... Had 16 points and five rebounds in just 19 minutes at Wyoming (1-14-09)... Scored a career-best 30 points on a personal-high eight field goals and 11 free throws vs. New Mexico (1-21-09)... Became the 27th player in school history to post a 30-point game... Battled foul trouble and contributed five points and two rebounds at Brigham Young (1-24-09)... Scored four points and grabbed three rebounds vs. TCU (1-28-09)... Had 15 points, a game-high eight rebounds and two assists at Colorado State (1-31-09)... Tallied a game-high 17 points, including eight in overtime, and added five rebounds, four assists and a career-high five steals at UNLV (2-3-09)... Grabbed a game-high eight rebounds and had nine points vs. Air Force (2-7-09)... Scored a team-high 18 points and added four rebounds and two steals at Utah (2-11-09)... Contributed eight points, six rebounds, two assists and four steals vs. Wyoming (2-14-09)... Came off the bench and led the team in scoring (18) and rebounding (6) at New Mexico (2-21-09)... Scored 13 points, pulled down a team-best seven rebounds and had three steals vs. BYU (2-24-09).

2008-09 Game-By-Game Statistics

Date	Opponent	S	MP	FG-FGA	3FG-FGA	FT-FTA	REB	PF	A	TO	BK	S	TP
N.15	UC San Diego	S	28	3-9	2-4	6-6	5	1	0	0	0	0	14
N.18	Arizona State	S	28	4-12	4-8	5-6	1	4	0	2	0	0	17
N.22	Fresno State	S	29	6-12	2-6	8-8	11	1	3	0	0	0	22
N.27	vs. Western Carolina	S	34	5-13	2-6	10-11	8	3	5	1	1	2	22
N.28	vs. Seattle	S	21	6-9	3-3	0-0	3	4	1	1	0	2	15
N.29	vs. Hampton	S	20	4-8	1-4	8-8	8	0	1	2	0	2	17
D.3	at Northern Colorado	S	29	5-12	2-5	7-8	6	3	0	1	0	0	19
D.6	San Diego	S	27	5-6	2-3	4-4	3	4	0	1	0	1	16
D.10	at Arizona	S	26	2-15	1-7	2-2	7	4	0	2	0	2	7
D.13	vs. Saint Mary's	S	29	5-11	1-3	2-4	7	2	0	0	0	1	13
D.20	UC Santa Barbara	S	23	4-7	2-2	1-2	3	1	2	6	0	2	11
D.22	Cal State Northridge	S	30	7-13	5-9	3-3	4	0	2	0	0	1	22
D.29	Arkansas-Pine Bluff	S	23	4-9	2-5	5-6	6	0	1	2	0	2	15
J.3	at Air Force*	S	12	1-4	1-3	0-0	1	2	0	2	1	0	3
J.10	Utah*		23	3-13	0-5	3-4	3	0	1	0	0	1	9
J.14	at Wyoming*	S	19	3-6	3-5	7-11	5	4	0	3	0	1	16
J.21	New Mexico*	S	33	8-12	3-6	11-14	8	2	4	3	1	0	30
J.24	at Brigham Young*	S	16	2-5	1-3	0-0	2	3	1	1	0	0	5
J.28	TCU*	S	25	1-6	0-2	2-2	3	3	1	4	2	1	4
J.31	at Colorado State*		27	4-9	2-5	5-6	8	1	2	2	1	1	15
F.3	at UNLV*	S	33	5-10	3-6	4-4	5	2	4	2	0	5	17
F.7	Air Force*	S	27	4-11	1-6	0-0	8	1	1	3	1	1	9
F.11	at Utah*	S	32	5-16	2-5	6-7	4	1	1	4	0	2	18
F.14	Wyoming*	S	22	2-9	2-7	2-2	6	3	2	5	0	4	8
F.21	at New Mexico*		28	6-13	4-5	2-3	6	3	1	2	1	0	18
F.24	Brigham Young*	S	27	5-11	1-5	2-2	7	2	1	1	0	3	13
F.28	at TCU*												
M.4	Colorado State*												
M.7	UNLV*												

► Spain Career Statistics

Year	G-GS	Min.-Avg.	FG-FGA	Pct.	3P-3PA	Pct.	FT-FTA	Pct.	OR	DR	Reb	Avg.	PF-D	AT	TO	BS	ST	Pts	Avg.
05-06	28-25	719-25.7	90-182	.495	15-29	.517	63-92	.685	62	96	158	5.6	59-1	29	49	10	35	258	9.2
06-07	31-18	734-23.7	64-161	.398	16-49	.327	60-83	.723	52	90	142	4.6	62-1	29	42	14	35	204	6.6
07-08	20-19	517-25.9	78-196	.398	32-83	.386	76-95	.800	35	72	107	5.4	44-1	23	39	9	22	264	13.2
08-09	26-23	671-25.8	109-261	.418	52-128	.406	105-123	.854	47	91	138	5.3	54-0	34	50	8	34	375	14.4
Totals	105-85	2641-25.2	341-800	.426	115-289	.398	304-393	.774	196	349	545	5.2	219-3	115	180	41	126	1101	10.5

Career Highs

Points

Career

Rebounds

Career 2 vs. Air Force, 2-7-09

Assists

Career 1 vs. Ark.-PB, 12-29-08

Field Goals

Career

Field Goals Attempted

Career 1 vs. Ark.-PB, 12-29-08
1 vs. UCSB, 12-20-08

Three-Point Field Goals

Career

Three-Point FG Attempted

Career 1 vs. Ark.-PB, 12-29-08

Free Throws

Career

Free Throws Attempted

Career

Steals

Career

Blocked Shots


Career

Minutes Played

Career 4 vs. Ark.-PB, 12-29-08

20 • Jason Deutchman

Guard • 6-6 • 210 • Sophomore • Los Angeles, Calif. (Santa Monica High)



Did not suit up or travel for the first seven games... Dressed for the first time vs. San Diego (12-6-08), but did not play... It was the first time in 960 days that he suited up for a game... The last time was at an AAU tournament in Las Vegas, Nev... Did not make the trip to Arizona (12-10-08)... Dressed vs. Saint Mary's (12-13-08)... Played in his first-ever game as a collegian, logged two minutes and attempted a shot vs. UC Santa Barbara (12-20-08)... Notched his first-ever assist in a career-best four minutes vs. Arkansas-Pine Bluff (12-29-08)... Played two minutes vs. TCU (1-28-09) in his first-ever Mountain West Conference game... Grabbed a career-high two rebounds in three minutes vs. Air Force (2-7-09)... Played one minute vs. Wyoming (2-14-09).

2008-09 Game-By-Game Statistics

Date	Opponent	S	MP	FG-FGA	3FG-FGA	FT-FTA	REB	PF	A	TO	BK	S	TP
N.15	UC San Diego			DNP - Injured									
N.18	Arizona State			DNP - Injured									
N.22	Fresno State			DNP - Injured									
N.27	vs. Western Carolina			DNP - Did Not Travel									
N.28	vs. Seattle			DNP - Did Not Travel									
N.29	vs. Hampton			DNP - Did Not Travel									
D.3	at Northern Colorado			DNP - Did Not Travel									
D.6	San Diego			DNP - CD									
D.10	at Arizona			DNP - Did Not Travel									
D.13	vs. Saint Mary's			DNP - CD									
D.20	UC Santa Barbara	2		0-1	0-0	0-0	1	0	0	0	0	0	0
D.22	Cal State Northridge			DNP - CD									
D.29	Arkansas-Pine Bluff	4		0-1	0-1	0-0	0	0	1	0	0	0	0
J.3	at Air Force*			DNP - Did Not Travel									
J.10	Utah*			DNP - CD									
J.14	at Wyoming*			DNP - Did Not Travel									
J.21	New Mexico*			DNP - CD									
J.24	at Brigham Young*			DNP - CD									
J.28	TCU*	2		0-0	0-0	0-0	0-0	1	0	0	0	0	0
J.31	at Colorado State*			DNP - CD									
F.3	at UNLV*			DNP - CD									
F.7	Air Force*	3		0-0	0-0	0-0	2	0	0	0	0	0	0
F.11	at Utah*			DNP - Did Not Travel									
F.14	Wyoming*	1		0-0	0-0	0-0	0	0	0	0	0	0	0
F.21	at New Mexico*			DNP - CD									
F.24	Brigham Young*			DNP - CD									
F.28	at TCU*												
M.4	Colorado State*												
M.7	UNLV*												

► Deutchman Career Statistics

Year	G-GS	Min.-Avg.	FG-FGA	Pct.	3P-3PA	Pct.	FT-FTA	Pct.	OR	DR	Reb	Avg.	PF-D	AT	TO	BS	ST	Pts	Avg.
08-09	4-0	11-2.8	0-2	.000	0-1	.000	0-0	.000	0	3	3	0.8	1-0	1	0	0	0	0	0.0

Season/Career Highs

Points

Season 11 at Wyoming, 1-14-09
Career 20 vs. Air Force, 2-28-05

Rebounds

Season 6 vs. Air Force, 2-7-09
Career 10 vs. UNLV, 2-12-05

Assists

Season 3 vs. Air Force, 2-7-09
3 at Arizona, 12-10-08
3 vs. San Diego, 12-6-08
Career 7 vs. So. Miss., 11-20-05

Field Goals

Season 3 at Wyoming, 1-14-09
Career 6 vs. UNLV, 2-12-05

Field Goals Attempted

Season 5 at Wyoming, 1-14-09
Career 12 at Utah, 3-5-05
12 vs. UNLV, 2-12-05

Three-Point Field Goals

Season 1 at Wyoming, 1-14-09
Career 2 at Utah, 2-16-08

Three-Point Field Goals Attempted

Season 2 at Wyoming, 1-14-09
Career 3 vs. Monmouth, 11-22-04

Free Throws

Season 4 at Wyoming, 1-14-09
Career 12 vs. Air Force, 2-28-05

Free Throws Attempted

Season 4 at Wyoming, 1-14-09
Career 13 vs. Air Force, 2-28-05

Steals

Season 4 at Colorado St., 1-31-09
Career 4 at Utah, 3-5-05
4 at Wyoming, 2-21-05

Blocked Shots


Season 1 at Colorado St., 1-31-09
Career 2 vs. UCSB, 12-17-05

Minutes Played

Season 25 at Wyoming, 1-14-09
Career 40 vs. UNLV, 2-12-05

21 • Matt Thomas

Guard • 6-4 • 213 • Senior • Riverside, Calif. (Martin Luther King High)



Has come off the bench in every game but one this season (vs. Utah)... Played 15 minutes and recorded two points and two rebounds vs. UC San Diego (11-15-08)... Grabbed two rebounds in 14 minutes vs. 15th-ranked Arizona State (11-18-08)... Scored a season-high five points and collected two rebounds vs. Fresno State (11-22-08)... Played nine minutes off the bench in the quarterfinal win over Western Carolina (11-28-08) at the Great Alaska Shootout... Played a season-high 17 minutes and added season bests in scoring (6) and rebounding (4) vs. Seattle (11-28-08) in the semifinals of the Great Alaska Shootout... Had a season-high two assists and a season-high tying one steal vs. Hampton (11-29-08) in the championship game of the Great Alaska Shootout... Connected on both of his field goal attempts en route to five points at Northern Colorado (12-3-08)... Played a season-high 22 minutes and tallied four points, one rebound and a season-best three steals vs. San Diego (12-6-08)... Contributed three rebounds and three assists at Arizona (12-10-08)... Played 14 minutes and had one assist and zero turnovers vs. Saint Mary's (12-13-08)... Logged two rebounds and an assist vs. UC Santa Barbara (12-20-08)... Recorded one assist and one steal in nine minutes vs. CS Northridge (12-22-08)... Notched two points, two rebounds and two assists vs. Arkansas-Pine Bluff (12-29-08)... Grabbed a rebound and won at Air Force (1-3-09) for the first time in his career... Started his first game of the year vs. Utah (1-10-09) and recorded one assist... Scored in double figures for the first time this season with his 11 points at Wyoming (1-14-09) in a season-high 25 minutes... Came off the bench and played three minutes vs. New Mexico (1-21-09)... Collected a rebound and had one assist at Brigham Young (1-24-09)... Had two points, two steals and a rebound vs. TCU (1-28-09)... Went for four points, four rebounds and a career-high four steals at Colorado State (1-31-09)... Contributed two points and a season-high four rebounds at UNLV (2-3-09)... Posted season highs of six rebounds and three assists, while adding four points and two steals vs. Air Force (2-7-09)... Contributed rebounds and two assists at Utah (2-11-09)... Came off the bench and contributed one assist and one steal in nine minutes vs. Wyoming (2-14-09)... Had one rebound and one steal at New Mexico (2-21-09)... Did not record a stat in four minutes of action vs. BYU (2-24-09).

2008-09 Game-By-Game Statistics

Date	Opponent	S	MP	FG-FGA	3FG-FGA	FT-FTA	REB	PF	A	TO	BK	S	TP
N.15	UC San Diego		15	0-1	0-1	2-2	2	1	0	0	0	0	2
N.18	Arizona State		14	0-2	0-1	0-0	2	0	0	0	0	0	0
N.22	Fresno State		16	2-4	0-1	1-2	2	2	0	1	0	1	5
N.27	vs. Western Carolina		9	0-2	0-1	0-0	0	0	0	0	0	0	0
N.28	vs. Seattle		17	2-2	0-0	2-2	4	2	0	2	0	1	6
N.29	vs. Hampton		12	0-0	0-0	0-0	1	0	2	0	0	1	0
D.3	at Northern Colorado		18	2-2	0-0	1-1	0	1	1	1	0	1	5
D.6	San Diego		22	2-4	0-0	0-0	1	2	3	1	0	3	3
D.10	at Arizona		13	0-0	0-0	1-2	3	1	3	0	0	1	1
D.13	vs. Saint Mary's		14	0-1	0-1	0-0	0	1	1	0	0	0	0
D.20	UC Santa Barbara		12	0-0	0-0	0-0	2	0	1	0	0	0	0
D.22	Cal State Northridge		9	0-1	0-1	0-0	0	0	1	0	0	1	0
D.29	Arkansas-Pine Bluff		14	1-2	0-1	0-0	2	0	1	1	0	2	2
J.3	at Air Force*		5	0-1	0-0	0-0	1	1	0	0	0	0	0
J.10	Utah*	S	4	0-1	0-0	0-0	0	1	1	1	0	0	0
J.14	at Wyoming*		25	3-5	1-2	4-4	1	2	1	2	0	2	11
J.21	New Mexico*		3	0-1	0-0	0-0	0	2	0	0	0	0	0
J.24	at Brigham Young*		7	0-0	0-0	0-0	1	2	1	0	0	0	0
J.28	TCU*		9	1-2	0-1	0-0	1	0	0	0	0	2	2
J.31	at Colorado State*		26	1-2	0-0	2-2	4	2	0	1	1	4	4
F.3	at UNLV*		13	1-1	0-0	0-0	4	2	0	1	0	0	2
F.7	Air Force*		23	1-2	0-1	2-2	6	2	3	0	0	2	4
F.11	at Utah*		9	0-1	0-0	0-0	3	1	2	1	0	1	0
F.14	Wyoming*		9	0-0	0-0	0-0	0	1	1	1	0	1	0
F.21	at New Mexico*		19	0-5	0-3	0-0	1	2	0	0	0	1	0
F.24	Brigham Young*		4	0-0	0-0	0-0	0	0	0	0	0	0	0
F.28	at TCU*												
M.4	Colorado State*												
M.7	UNLV*												

► Thomas Career Statistics

Year	G-GS	Min.-Avg.	FG-FGA	Pct.	3P-3PA	Pct.	FT-FTA	Pct.	OR	DR	Reb	Avg.	PF-D	AT	TO	BS	ST	Pts.	Avg.
04-05	29-11	659-22.7	55-169	.325	2-18	.111	65-95	.684	37	61	98	3.4	51-1	43	37	4	32	177	6.1
05-06	28-6	320-11.4	14-43	.326	0-2	.000	9-15	.600	14	19	33	1.2	24-0	31	20	3	14	37	1.3
06-07	2-1	30-15.0	1-1	1.000	0-0	.000	1-2	.500	1	2	3	1.5	3-0	4	3	1	2	3	1.5
07-08	29-8	463-16.0	18-56	.321	5-17	.294	19-28	.679	12	37	49	1.7	29-0	31	22	2	24	60	2.1
08-09	26-1	341-13.1	16-42	.381	1-14	.071	15-17	.882	17	24	41	1.6	28-0	22	13	1	24	48	1.8
Totals	114-27	1813-15.9	104-311	.334	8-51	.157	109-157	.694	81	143	224	2.0	135-1	131	95	11	96	325	2.9

Season/Career Highs

Points

Season 20 vs. CSUN, 12-22-08
20 vs. Hampton, 11-29-08
Career 21 at Utah, 2-16-08

Rebounds

Season 4 at Air Force, 1-3-09
4 vs. UCSD, 11-15-08
Career 5 at New Mexico, 1-12-08

Assists

Season 5 vs. Fresno St., 11-22-08
Career 5 vs. Fresno St., 11-22-08
5 vs. No. Colorado, 1-9-08

Field Goals

Season 7 vs. Hampton, 11-29-08
Career 7 vs. Hampton, 11-29-08

Field Goals Attempted

Season 12 at Air Force, 1-3-09
12 vs. Hampton, 11-29-08
Career 12 at Air Force, 1-3-09
12 vs. Hampton, 11-29-08

Three-Point Field Goals

Season 6 vs. Hampton, 11-29-08
Career 6 vs. Hampton, 11-29-08

Three-Point FG Attempted

Season 9 at Air Force, 1-3-09
Career 9 at Air Force, 1-3-09

Free Throws

Season 5 at UNLV, 2-3-09
5 vs. CSUN, 12-22-08
Career 5 at UNLV, 2-3-09
5 vs. CSUN, 12-22-08

Free Throws Attempted

Season 8 vs. CSUN, 12-22-08
Career 8 vs. CSUN, 12-22-08

Steals

Season 3 vs. Utah, 1-10-09
3 vs. Ark.-PB, 12-29-08
Career 3 vs. Utah, 1-10-09
3 vs. Ark.-PB, 12-29-08

Blocked Shots


Season 1 at N. Colo., 12-3-08
Career 1 at N. Colo., 12-3-08
1 at Air Force, 3-8-08
1 at Wyoming, 2-19-08

Minutes Played

Season 36 at Air Force, 1-3-09
36 vs. Arizona St., 11-18-08
Career 36 at Air Force, 1-3-09
36 vs. Arizona St., 11-18-08

23 • D.J. Gay

Guard • 6-0 • 155 • Sophomore • Sun Valley, Calif. (Poly High)



Great Alaska Shootout All-Tournament Team honoree... Started every game this season... One of three players in double figures with his 10 points vs. UC San Diego (11-15-08)... Recorded seven points and team-high three assists in a career-high 36 minutes vs. Arizona State (11-18-08)... Dished a career-high tying five assists vs. Fresno State (11-22-08)... Had three assists, two rebounds and a steal vs. Western Carolina (11-28-08) in the quarterfinal round of the Great Alaska Shootout... Scored nine points and had three assists vs. Seattle (11-28-08) in the semifinals of the Great Alaska Shootout... Had his best game of the season in the championship contest vs. Hampton (11-29-08) at the Great Alaska Shootout... Scored a season-high 20 points on a career-best seven field goals and six three-pointers and added a career-high tying two steals vs. the Pirates... Nailed all three free throws and tallied eight points, two rebounds, two assists, one steal and a career-high tying one blocked shot at Northern Colorado (12-3-08)...

Played 33 minutes and logged seven points and a career-high tying two steals vs. San Diego (12-6-08)... Logged seven points, two rebounds and two assists at Arizona (12-10-08)... Tallied four points and an assist vs. Saint Mary's (12-13-08)... Knocked down his only three-point attempt en route to four points vs. UC Santa Barbara (12-20-08)... Connected on three three-pointers and a career-best five free throws to post a season-high 20 points for the second time this year vs. CS Northridge (12-22-08)... Had a career-high three steals and added three three-pointers en route to 12 points against Arkansas-Pine Bluff (12-29-08)... Connected on four three-pointers to score a team-high 15 points and grabbed a season-high four rebounds at Air Force (1-3-09)... Game-high numbers in assists (4) and steals (3), with the steals figure tying a career high vs. Utah (1-10-09)... Also added three rebounds and 11 points vs. the Utes... Had his career-best double-figure streak stopped at four when he scored six points at Wyoming (1-14-09)... Grabbed two rebounds and had two assists vs. New Mexico (1-21-09)... Went for five points, two assists and two steals in 29 minutes at Brigham Young (1-24-09)... Grabbed two rebounds vs. TCU (1-28-09)... Scored 10 points in 32 starting minutes at Colorado State (1-31-09)... Hit a career-high five free throws en route to 10 points, two rebounds and two assists at UNLV (2-3-09)... Hit all four free throws to post 10 points for the third straight game vs. Air Force (2-7-09)... Scored three points and grabbed three rebounds at Utah (2-11-09)... Grabbed one rebound and contributed four assists and two steals vs. Wyoming (2-14-09)... Had two points, two rebounds and an assist at New Mexico (2-21-09)... Grabbed two rebounds in 23 minutes vs. BYU (2-24-09).

2008-09 Game-By-Game Statistics

Date	Opponent	S	MP	FG-FGA	3FG-FGA	FT-FTA	REB	PF	A	TO	BK	S	TP
N.15	UC San Diego	S	29	4-9	2-3	0-2	4	1	1	2	0	0	10
N.18	Arizona State	S	36	2-10	1-6	2-2	1	3	3	3	0	1	7
N.22	Fresno State	S	24	1-4	1-3	0-0	2	2	5	2	0	1	3
N.27	vs. Western Carolina	S	33	0-5	0-1	0-2	2	0	3	2	0	1	0
N.28	vs. Seattle	S	34	4-7	1-2	0-0	0	1	3	1	0	0	9
N.29	vs. Hampton	S	31	7-12	6-8	0-0	1	0	3	3	0	2	20
D.3	at Northern Colorado	S	33	2-7	1-4	3-3	2	2	2	0	1	1	8
D.6	San Diego	S	33	2-9	1-4	2-4	0	0	0	1	0	2	7
D.10	at Arizona	S	30	2-8	1-6	2-3	2	0	2	4	0	1	7
D.13	vs. Saint Mary's	S	24	2-5	0-2	0-0	0	0	1	0	0	0	4
D.20	UC Santa Barbara	S	22	1-2	1-1	1-3	0	1	1	2	0	1	4
D.22	Cal State Northridge	S	32	6-11	3-6	5-8	2	1	4	2	0	0	20
D.29	Arkansas-Pine Bluff	S	23	4-5	3-4	1-1	0	0	0	2	0	3	12
J.3	at Air Force*	S	36	5-12	4-9	1-2	4	1	1	0	0	0	15
J.10	Utah*	S	33	3-8	1-3	4-5	3	0	4	0	0	3	11
J.14	at Wyoming*	S	32	2-7	2-6	0-0	4	3	1	3	0	0	6
J.21	New Mexico*		21	0-4	0-4	0-0	2	2	2	2	0	0	0
J.24	at Brigham Young*		29	1-5	1-3	2-2	0	3	2	0	0	2	5
J.28	TCU*		16	0-1	0-1	0-0	2	0	0	0	0	0	0
J.31	at Colorado State*	S	32	4-7	2-4	0-0	0	0	1	1	0	0	10
F.3	at UNLV*	S	35	2-4	1-2	5-6	2	2	2	2	0	0	10
F.7	Air Force*	S	32	2-7	2-7	4-4	2	1	1	0	0	1	10
F.11	at Utah*	S	27	1-4	1-3	0-0	3	1	1	3	0	0	3
F.14	Wyoming*		25	0-7	0-4	0-0	1	0	4	0	0	2	0
F.21	at New Mexico*	S	31	1-4	0-2	0-0	2	1	1	0	0	0	2
F.24	Brigham Young*		23	0-5	0-4	0-0	2	2	0	0	0	0	0
F.28	at TCU*												
M.4	Colorado State*												
M.7	UNLV*												

► Gay Career Statistics

Year	G-GS	Min.-Avg.	FG-FGA	Pct.	3P-3PA	Pct.	FT-FTA	Pct.	OR	DR	Reb	Avg.	PF-D	AT	TO	BS	ST	Pts.	Avg.
07-08	33-26	784-23.8	66-183	.361	45-121	.372	16-25	.640	10	39	49	1.5	41-1	57	40	2	24	193	5.8
08-09	26-21	750-28.8	58-169	.343	35-102	.343	32-47	.681	11	31	42	1.6	27-0	48	35	1	21	183	7.0
Totals	59-47	1534-26.0	124-352	.352	80-223	.359	48-72	.667	21	70	91	1.5	68-1	105	75	3	45	376	6.4

Season/Career Highs

Points

Season	17 vs. Saint Mary's, 12-13-08
	17 at N. Colo., 12-3-08
Career	17 vs. Saint Mary's, 12-13-08
	17 at N. Colo., 12-3-08

Rebounds

Season	11 at Air Force, 1-3-09
Career	11 at Air Force, 1-3-09

Assists

Season	4 vs. CSUN, 12-22-08
Career	4 at Fresno State, 11-11-07

Field Goals

Season	7 vs. Saint Mary's, 12-13-08
Career	7 vs. Saint Mary's, 12-13-08

Field Goals Attempted

Season	11 vs. Saint Mary's, 12-13-08
Career	11 vs. Saint Mary's, 12-13-08

Three-Point Field Goals

Season	2 at N. Colo., 12-3-08
Career	2 at N. Colo., 12-3-08

Three-Point FG Attempted

Season	2 vs. Saint Mary's, 12-13-08
	2 at N. Colo., 12-3-08
	2 vs. Arizona St., 11-18-08
Career	2 vs. Saint Mary's, 12-13-08
	2 at N. Colo., 12-3-08
	2 vs. Arizona St., 11-18-08

Free Throws

Season	4 vs. W. Carolina, 11-28-08
Career	4 vs. W. Carolina, 11-28-08
	4 vs. Portland, 11-10-07

Free Throws Attempted

Season	7 vs. W. Carolina, 11-28-08
Career	7 vs. W. Carolina, 11-28-08

Steals

Season	3 vs. Seattle, 11-28-08
Career	3 vs. Seattle, 11-28-08

Blocked Shots


Season	3 at Air Force, 1-3-09
Career	3 at Air Force, 1-3-09

Minutes Played

Season	35 at Air Force, 1-3-09
Career	35 at Air Force, 1-3-09

24 • Tim Shelton

Forward • 6-7 • 241 • Freshman • Fresno, Calif. (Clovis West High)



Started his second season-opening game of his career as a freshman vs. UC San Diego... Was the 11th freshman to do so under Fisher... Last season, he started vs. Liberty as a true freshman... Recorded seven points and five rebounds vs. UC San Diego (11-15-08)... Came off the bench vs. 15th-ranked Arizona State (11-18-08) and posted two points and three rebounds... Scored a then season-best eight points and collected four rebounds vs. Fresno State (11-22-08)... Grabbed a season-high seven rebounds and tied his career best with four free throws vs. Western Carolina (11-28-08) in the quarterfinals of the Great Alaska Shootout... Recorded seven points, six rebounds and a career-high three steals vs. Seattle (11-28-08) in the semifinals of the Great Alaska Shootout... Contributed five points, five rebounds and two steals in the championship game vs. Hampton (11-29-08) at the Great Alaska Shootout... Had a perfect shooting night at Northern Colorado (12-3-08) after going 6-for-6 from the field, 2-2 from three-point distance and 3-for-3 from the free throw line en route to a career-best 17 points... Scored in double figures for the second game in a row with his 12 vs. San Diego (12-6-08)... Also had a season-high tying and game-high seven rebounds vs. the Toreros... In a season-high 30 minutes at Arizona (12-10-08), he contributed a team-high 13 points on a career-best six field goals, a team-high eight rebounds and a personal-best two blocked shots... Had his first career double-double with a career-high tying 17 points, on a personal-record seven field goals, and a personal-best 10 rebounds vs. Saint Mary's (12-13-08)... Collected a game-high tying six rebounds and added seven points in a starting role vs. UC Santa Barbara (12-20-08)... Dished a career-high four assists and contributed a team-best seven rebounds vs. CS Northridge (12-22-08)... Started and went for nine points and six rebounds vs. Arkansas-Pine Bluff (12-29-08)... Grabbed a career-best 11 rebounds and three blocks, while adding eight points at Air Force (1-3-09)... Notched six points and three rebounds vs. Utah (1-10-09)... Went for eight points and three rebounds at Wyoming (1-14-09)... Had three rebounds and assists apiece and added five points off the bench vs. New Mexico (1-21-09)... Scored 11 points and grabbed two rebounds at Brigham Young (1-24-09)... Posted four points, two rebounds and two assists vs. TCU (1-28-09)... Scored five points in 15 starting minutes before hurting his knee; knee was fine, but was held out for precautionary reasons at Colorado State (1-31-09)... Did not travel to UNLV (2-3-09) to rest knee... Did not play vs. Air Force (2-7-09) due to sore knee... Returned to the rotation, played 13 minutes and scored seven points at Utah (2-11-09)... Recorded 11 points, five rebounds and two assists vs. Wyoming (2-14-09) and scored in double figures for the sixth time this season... Started at New Mexico (2-21-09) and scored six points... Went 5-for-10 from the field en route to 13 points vs. BYU (2-24-09).

2008-09 Game-By-Game Statistics

Date	Opponent	S	MP	FG-FGA	3FG-FGA	FT-FTA	REB	PF	A	TO	BK	S	TP
N.15	UC San Diego	S	26	3-6	0-0	1-5	5	1	1	1	0	1	7
N.18	Arizona State		19	1-5	0-2	0-2	3	2	2	0	0	1	2
N.22	Fresno State		22	4-7	0-1	0-0	4	1	1	1	0	1	8
N.27	vs. Western Carolina		24	1-4	0-0	4-7	7	1	0	3	0	0	6
N.28	vs. Seattle		22	2-6	0-0	3-4	6	1	2	3	0	3	7
N.29	vs. Hampton		18	1-4	0-0	3-4	5	2	1	1	0	2	5
D.3	at Northern Colorado		26	6-6	2-2	3-3	2	3	1	1	0	0	17
D.6	San Diego		21	6-9	0-0	0-1	7	0	1	2	0	0	12
D.10	at Arizona		30	6-9	1-1	0-2	8	2	1	1	2	1	13
D.13	vs. Saint Mary's		22	7-11	1-2	2-6	10	1	0	0	0	0	17
D.20	UC Santa Barbara	S	26	3-7	0-1	1-1	6	2	1	1	0	1	7
D.22	Cal State Northridge	S	23	2-6	0-0	0-0	7	3	4	2	0	1	4
D.29	Arkansas-Pine Bluff	S	23	3-8	0-0	3-3	6	2	0	0	0	0	9
J.3	at Air Force*	S	35	4-7	0-1	0-1	11	0	1	2	3	0	8
J.10	Utah*	S	28	3-6	0-1	0-2	3	2	0	0	1	1	6
J.14	at Wyoming*	S	25	3-5	0-1	2-3	3	4	1	1	0	1	8
J.21	New Mexico*		27	1-2	0-0	3-6	3	3	3	0	0	0	5
J.24	at Brigham Young*		23	4-9	0-0	3-4	2	2	1	2	0	0	11
J.28	TCU*		21	2-3	0-0	0-0	2	1	2	0	0	1	4
J.31	at Colorado State*	S	15	2-2	0-0	1-2	1	0	1	1	0	0	5
F.3	at UNLV*	DNP - Did Not Travel											
F.7	Air Force*	DNP - Injured											
F.11	at Utah*		13	2-4	1-3	2-2	1	4	0	1	0	0	7
F.14	Wyoming*	S	33	5-8	0-1	1-2	5	3	2	0	1	1	11
F.21	at New Mexico*	S	22	2-6	0-0	2-2	1	2	1	0	0	0	6
F.24	Brigham Young*	S	32	5-10	0-1	3-5	2	0	2	1	0	1	13
F.28	at TCU*												
M.4	Colorado State*												
M.7	UNLV*												

► Shelton Career Statistics

Year	G-GS	Min.-Avg.	FG-FGA	Pct.	3P-3PA	Pct.	FT-FTA	Pct.	OR	DR	Reb	Avg.	PF-D	AT	TO	BS	ST	Pts Avg.
07-08	4-3	113-28.3	16-29	.552	1-3	.333	7-9	.778	7	12	19	4.8	9-0	6	6	2	5	40 10.0
08-09	24-11	576-24.0	78-150	.520	5-17	.294	37-67	.552	54	56	110	4.6	42-0	29	24	7	16	198 8.3
Totals	28-14	689-24.6	94-179	.525	6-20	.300	44-76	.579	61	68	129	4.6	51-0	35	30	9	21	238 8.5

Career Highs

Points

Career 3 at Air Force, 1-3-09
3 vs. Ark.-PB, 12-29-08
3 vs. Hampton, 11-29-09

Rebounds

Career 1 vs. TCU, 1-28-09
1 vs. Ark.-PB, 12-29-08

Assists

Career

Field Goals

Career 1 at Air Force, 1-3-09
1 vs. Ark.-PB, 12-29-08
1 vs. Hampton, 11-29-08

Field Goals Attempted

Career 3 vs. Ark.-PB, 12-29-08

Three-Point Field Goals

Career 1 at Air Force, 1-3-09
1 vs. Ark.-PB, 12-29-08
1 vs. Hampton, 11-29-08

Three-Point FG Attempted

Career 3 vs. Ark.-PB, 12-29-08

Free Throws

Career

Free Throws Attempted

Career

Steals

Career 1 vs. Air Force, 2-7-09

Blocked Shots

Career

Minutes Played

Career 6 vs. Ark.-PB, 12-29-08

25 • Bryce Smith

Guard • 6-3 • 202 • Freshman • Woodland Hills, Calif. (Taft High)



Has been a part of the travel squad all season long... Saw his first action of his career in his first-ever game in the season opener vs. UC San Diego (11-15-08) and played two minutes off the bench... Played four minutes against Fresno State (11-22-08)... Logged one minute vs. Seattle (11-28-08) in the semifinals of the Great Alaska Shootout... Played three minutes and made a three-pointer for his career points in the championship game vs. Hampton (11-29-08) at the Great Alaska Shootout... Saw two minutes of court time vs. UC Santa Barbara (12-20-08)... Matched his career high with three points and logged a personal-best six minutes vs. Arkansas-Pine Bluff (12-29-08)... Scored for the second straight game when he tied his career high with three points on a three-point field goal at Air Force (1-3-09)... Collected one rebound in three minutes vs. TCU (1-28-09)... Recorded his first steal of his career in four minutes of action vs. Air Force (2-7-09)... Played one minute vs. Wyoming (2-14-09).

2008-09 Game-By-Game Statistics

Date	Opponent	S	MP	FG-FGA	3FG-FGA	FT-FTA	REB	PF	A	TO	BK	S	TP
N.15	UC San Diego		2	0-0	0-0	0-0	0	0	0	0	0	0	0
N.18	Arizona State			DNP - CD									
N.22	Fresno State		4	0-0	0-0	0-0	0	0	0	0	0	0	0
N.27	vs. Western Carolina			DNP - CD									
N.28	vs. Seattle		1	0-0	0-0	0-0	0	0	0	0	0	0	0
N.29	vs. Hampton		3	1-1	1-1	0-0	0	2	0	0	0	0	3
D.3	at Northern Colorado			DNP - CD									
D.6	San Diego			DNP - CD									
D.10	at Arizona			DNP - CD									
D.13	vs. Saint Mary's			DNP - CD									
D.20	UC Santa Barbara		2	0-0	0-0	0-0	0	0	0	0	0	0	0
D.22	Cal State Northridge			DNP - CD									
D.29	Arkansas-Pine Bluff		6	1-3	1-3	0-0	1	0	0	0	0	0	3
J.3	at Air Force*		1	1-1	1-1	0-0	0	0	0	0	0	0	3
J.10	Utah*			DNP - CD									
J.14	at Wyoming*			DNP - CD									
J.21	New Mexico*			DNP - CD									
J.24	at Brigham Young*			DNP - CD									
J.28	TCU*		3	0-1	0-0	0-0	1	1	0	0	0	0	0
J.31	at Colorado State*			DNP - CD									
F.3	at UNLV*			DNP - CD									
F.7	Air Force*		4	0-1	0-1	0-0	0	1	0	0	0	1	0
F.11	at Utah*			DNP - CD									
F.14	Wyoming*		1	0-0	0-0	0-0	0	1	0	0	0	0	0
F.21	at New Mexico*			DNP - CD									
F.24	Brigham Young*			DNP - CD									
F.28	at TCU*												
M.4	Colorado State*												
M.7	UNLV*												

► Smith Career Statistics

Year	G-GS	Min.-Avg.	FG-FGA	Pct.	3P-3PA	Pct.	FT-FTA	Pct.	OR	DR	Reb	Avg.	PF-D	AT	TO	BS	ST	Pts	Avg.
08-09	10-0	27-2.7	3-7	.429	3-6	.500	0-0	.000	0	2	2	0.2	5-0	0	0	0	1	9	0.9

Season/Career Highs

Points

Season 25 at Colorado St., 1-31-09
Career 28 vs. BYU, 2-23-08

Rebounds

Season 11 at Air Force, 1-3-09
Career 13 vs. Wyoming, 1-19-08

Assists

Season 8 at Air Force, 1-3-09
Career 11 vs. Colorado St., 3-1-08

Field Goals

Season 10 at Colorado St., 1-31-09
Career 10 at Colorado St., 1-31-09
10 vs. BYU, 2-23-08

Field Goals Attempted

Season 18 at BYU, 1-24-09
Career 18 at BYU, 1-24-09
18 vs. Utah, 1-16-08

Three-Point Field Goals

Season 2 at Colorado St., 1-31-09
2 at BYU, 1-24-09
2 vs. UCSB, 12-20-08
2 vs. Saint Mary's, 1-24-09
Career 3 at California, 11-24-07
3 at Fresno State, 11-11-07
3 vs. Campbell, 12-12-06
3 vs. TCU, 1-8-05

Three-Point Field Goals Attempted

Season 7 at UNLV, 2-3-09
Career 7 at UNLV, 2-3-09
7 at California, 11-24-07
7 vs. NC A&T, 12-14-04

Free Throws

Season 12 vs. New Mexico, 1-21-09
Career 12 vs. New Mexico, 1-21-09

Free Throws Attempted

Season 15 vs. New Mexico, 1-21-09
Career 15 vs. New Mexico, 1-21-09

Steals

Season 2 vs. Wyoming, 2-14-09
2 vs. New Mexico, 1-21-09
2 vs. Ark.-PB, 12-29-08
Career 5 vs. UNLV, 2-13-07

Blocked Shots


Season 3 vs. Ark.-PB, 12-29-08
Career 4 vs. Lafayette, 12-30-06

Minutes Played

Season 40 at UNLV, 2-3-09
Career 41 at New Mexico, 2-20-07

31 • Lorrenzo Wade

Guard • 6-6 • 225 • Senior • Las Vegas, Nev. (Louisville)



Mountain West Conference Player of the Week (2-2-09)... Missed the first seven games and did not practice with the team due to a team suspension... The suspension was lifted by head coach Steve Fisher on Friday, Dec. 5... Dressed, but did not play vs. San Diego (12-6-08)... Saw his first action of the year at Arizona (12-10-08) and posted 11 points, two rebounds and two assists in 22 minutes off the bench... Tallied eight points, two rebounds and a team-high tying three assists vs. Saint Mary's (12-13-08)... Logged a team-high 17 points on 6-of-8 shooting and two rebounds in 25 minutes vs. UC Santa Barbara (12-20-08)... Tied season highs in rebounding (2), blocked shots (1) and steals (1) vs. CS Northridge (12-22-08)... Established season highs in free throws (6), rebounds (7), blocks (3) and steals (2) and also scored 12 points vs. Arkansas-Pine Bluff (12-29-08)... Nearly posted a triple-double with 12 points and season and game highs of 11 rebounds and eight assists at Air Force (1-3-09)... Started his first game of the year vs. Utah (1-10-09) and produced 11 points, six rebounds and two assists... Did not play at Wyoming (1-14-09) due to an injured shoulder suffered vs. Utah... Started vs. New Mexico (1-21-09), went to the free-throw line a career-high 15 times and knocked time a personal-best 12 en route to a season-high 21 points... Tallied his second-most points of the season at Brigham Young (1-24-09) with 18 on a season-best seven field goals... Set a season high for field goals made for a second straight game with eight made en route to 18 points vs. TCU (1-28-09)... Also had five rebounds and five assists vs. the Horned Frogs... Scored a season-high 25 points on a career-high tying 10 field goals, while adding four rebounds and two assists at Colorado State (1-31-09)... Ill for a second straight game, scored 12 points and grabbed four rebounds at UNLV (2-3-09)... Did not play vs. Air Force (2-7-09) due to illness... Returned to action, played 28 minutes and scored 15 points at Utah (2-11-09)... Scored 17 points to score in double figures for the 10th straight game vs. Wyoming (2-14-09)... Also had five rebounds, three assists and matched his season best with two steals against the Cowboys... Had his 10-game double-figure scoring streak snapped at New Mexico (2-21-09) when he scored eight points... Scored a team-high 19 points and collected six rebounds vs. BYU (2-24-09).

2008-09 Game-By-Game Statistics

Date	Opponent	S	MP	FG-FGA	3FG-FGA	FT-FTA	REB	PF	A	TO	BK	S	TP
N.15	UC San Diego			DNP	-	Team Suspension							
N.18	Arizona State			DNP	-	Team Suspension							
N.22	Fresno State			DNP	-	Team Suspension							
N.27	vs. Western Carolina			DNP	-	Team Suspension							
N.28	vs. Seattle			DNP	-	Team Suspension							
N.29	vs. Hampton			DNP	-	Team Suspension							
D.3	at Northern Colorado			DNP	-	Team Suspension							
D.6	San Diego			DNP	-	CD							
D.10	at Arizona		22	5-11	1-6	0-0	2	2	2	3	0	0	11
D.13	vs. Saint Mary's		19	3-8	2-4	0-2	2	4	3	0	0	0	8
D.20	UC Santa Barbara		25	6-8	2-3	3-4	2	2	1	3	1	1	17
D.22	Cal State Northridge		24	0-3	0-1	2-2	2	0	2	2	1	1	2
D.29	Arkansas-Pine Bluff		21	3-8	0-0	6-8	7	0	2	2	3	2	12
J.3	at Air Force*		31	2-5	1-2	7-9	11	3	8	2	0	1	12
J.10	Utah*	S	30	5-10	0-0	1-1	6	2	2	4	1	0	11
J.14	at Wyoming*			DNP	-	Injured							
J.21	New Mexico*	S	32	4-7	1-2	12-15	0	3	2	5	0	2	21
J.24	at Brigham Young*	S	34	7-18	2-3	2-2	2	3	1	2	0	1	18
J.28	TCU*	S	33	8-16	1-3	1-3	5	1	5	1	1	1	18
J.31	at Colorado State*	S	36	10-16	2-3	3-3	4	1	2	2	0	1	25
F.3	at UNLV*	S	40	3-16	0-7	6-8	4	4	1	5	1	0	12
F.7	Air Force*			DNP	-	Injured							
F.11	at Utah*		28	6-9	0-1	3-7	2	2	2	1	0	0	15
F.14	Wyoming*	S	33	5-11	0-2	7-11	5	0	3	0	0	2	17
F.21	at New Mexico*	S	19	4-7	0-1	0-1	0	4	2	4	0	0	8
F.24	Brigham Young*	S	36	9-16	0-2	1-1	6	2	2	5	1	0	19
F.28	at TCU*												
M.4	Colorado State*												
M.7	UNLV*												

► Wade Career Statistics

* at Louisville

Year	G-GS	Min.-Avg.	FG-FGA	Pct.	3P-3PA	Pct.	FT-FTA	Pct.	OR	DR	Reb	Avg.	PF-D	AT	TO	BS	ST	Pts.	Avg.
04-05*	35-0	348-9.9	48-112	.429	18-57	.316	24-28	.857	18	43	61	1.7	31-0	8	25	5	16	138	3.9
06-07	33-24	1037-31.4	143-303	.472	19-73	.260	41-58	.707	43	131	174	5.3	63-1	85	76	39	62	346	10.5
07-08	33-31	1059-32.1	174-387	.450	23-72	.319	115-173	.671	31	119	150	4.5	85-0	119	94	20	33	487	14.8
08-09	16-9	463-28.9	80-169	.473	12-40	.300	54-77	.701	10	50	60	3.8	33-0	40	41	9	12	226	14.1
Totals	117-64	2907-24.8	445-971	.458	72-242	.298	234-336	.696	102	343	445	3.8	212-1	252	236	73	123	1197	10.2

Season/Career Highs

Points

Season 24 vs. Wyoming, 2-14-09
Career 24 vs. Wyoming, 2-14-09

Rebounds

Season 8 vs. Wyoming, 2-14-09
8 at Wyoming, 1-14-09
8 vs. UCSD, 11-15-08
Career 12 at Wyoming, 2-19-08

Assists

Season 4 vs Air Force, 2-9-07
Career 4 vs. W. Michigan, 12-1-07

Field Goals

Season 12 vs. Wyoming, 2-14-09
Career 12 vs. Wyoming, 2-14-09

Field Goals Attempted

Season 12 vs. Wyoming, 2-14-09
12 at Wyoming, 1-14-09
Career 12 vs. Wyoming, 2-14-09
12 at Wyoming, 1-14-09
12 vs. Colorado St., 3-1-08

Three-Point Field Goals

Season
Career

Three-Point FG Attempted

Season
Career 1 vs. BYU, 2-23-08

Free Throws

Season 4 at UNLV, 2-3-09
4 vs. Utah, 1-10-09
Career 5 vs. Navy, 12-17-07

Free Throws Attempted

Season 7 vs. Utah, 1-10-09
Career 7 vs. Utah, 1-10-09

Steals

Season 3 vs. San Diego, 12-6-08
3 vs. Fresno St., 11-22-08
Career 4 vs. TCU, 1-5-08
4 at LMU, 11-28-07
4 at San Diego, 11-19-07

Blocked Shots


Season 4 vs. Wyoming, 2-14-09
Career 4 vs. Wyoming, 2-14-09
4 vs. BYU, 2-23-08
4 at Colorado St., 1-29-08

Minutes Played

Season 35 at UNLV, 2-3-09
Career 42 vs. Utah, 1-16-08

32 • Billy White

Forward • 6-8 • 226 • Sophomore • Las Vegas, Nev. (Green Valley High)



Earned the starting assignment in every game but three this season... Scored a game-high 15 points and a team-best eight rebounds in 28 minutes vs. UC San Diego (11-15-08)... Recorded 12 points, four rebounds and two assists vs. 15th-ranked Arizona State (11-18-08)... Filled the stat sheet with six points, two rebounds, two blocks and three steals vs. Fresno State (11-22-08)... Matched his season best with three free throws and added nine points, two rebounds and two steals vs. Western Carolina (11-28-08) in the quarterfinals of the Great Alaska Shootout... Nailed a season-high tying three free throws en route to seven points vs. Seattle (11-28-08) in the semifinals of the Great Alaska Shootout... Tallied 12 points, four rebounds, an assist and a steal in the championship game of the Great Alaska Shootout vs. Hampton (11-29-08)... Posted six points and a game-high seven rebounds at Northern Colorado (12-3-08)... Had a season-high tying three steals and added four points and four rebounds vs. San Diego (12-6-08)... Reached double figures in scoring with 10 and added six rebounds at Arizona (12-10-08)... Logged six points on 3-of-4 shooting and four rebounds vs. Saint Mary's (12-13-08)... Contributed six points, four rebounds and two steals in a reserve role vs. UC Santa Barbara (12-20-08)... Went 2-for-3 from the field en route to four points in 20 minutes vs. CS Northridge (12-22-08)... Went 2-for-3 from the field for a second straight game and finished with six points vs. Arkansas-Pine Bluff (12-29-08)... Played 30 minutes, his most in over a month, and contributed 11 points on 5-of-6 shooting, four rebounds and a season-high tying two blocks at Air Force (1-3-09)... Made a season-best four free throws en route to eight points, while also adding a season-high tying two blocks vs. Utah (1-10-09)... Went 8-for-12 from the field en route to a season-high 16 points and eight rebounds at Wyoming (1-14-09)... Scored eight points on 4-of-5 shooting and chipped in three rebounds and two steals vs. New Mexico (1-21-09)... Perfect from the field (2-2) en route to five points, while handing out a season-high two assists at Brigham Young (1-24-09)... Posted eight points, five rebounds and blocked a season-high three rebounds vs. TCU (1-28-09)... Contributed 10 points, two rebounds and two assists in just 16 minutes at Colorado State (1-31-09)... Played a season-high 35 minutes and chipped in 12 points, a game-high seven rebounds and a season-best two assists at UNLV (2-3-09)... Scored a game-high 15 points, grabbed six boards and added a career-high four assists vs. Air Force (2-7-09)... Played 27 minutes and battled foul trouble to contribute four points and two rebounds at Utah (2-11-09)... Had a perfect shooting night vs. Wyoming (2-14-09) after going 12-for-12 from the field en route to a career-best 24 points and establishing new school and MWC record... Also contributed a game- and season-high eight rebounds, a career-high four blocked shots and two steals against the Cowboys... Suffered a sprained right knee in the opening minute at New Mexico (2-21-09) and did not return.

2008-09 Game-By-Game Statistics

Date	Opponent	S	MP	FG-FGA	3FG-FGA	FT-FTA	REB	PF	A	TO	BK	S	TP
N.15	UC San Diego	S	28	6-10	0-0	3-3	8	2	1	3	0	1	15
N.18	Arizona State	S	31	5-7	0-0	2-3	4	3	2	1	0	0	12
N.22	Fresno State	S	19	3-8	0-0	0-2	2	1	0	3	2	3	6
N.27	vs. Western Carolina	S	29	3-6	0-0	3-5	2	4	1	1	0	2	9
N.28	vs. Seattle	S	23	2-5	0-0	3-4	3	2	0	2	1	1	7
N.29	vs. Hampton	S	24	5-8	0-0	2-2	4	2	1	2	0	1	12
D.3	at Northern Colorado	S	20	3-7	0-0	0-0	7	4	0	1	1	2	6
D.6	San Diego	S	23	1-2	0-0	2-2	4	2	0	4	0	3	4
D.10	at Arizona	S	29	4-7	0-0	2-3	6	2	1	1	0	1	10
D.13	vs. Saint Mary's	S	16	3-4	0-0	0-0	4	1	0	0	0	0	6
D.20	UC Santa Barbara		18	3-5	0-0	0-0	4	3	1	2	0	2	6
D.22	Cal State Northridge		20	2-3	0-0	0-0	1	3	0	1	0	1	4
D.29	Arkansas-Pine Bluff	S	17	2-3	0-0	2-3	1	1	1	2	0	0	6
J.3	at Air Force*	S	30	5-6	0-0	1-3	4	2	1	1	2	1	11
J.10	Utah*	S	19	2-4	0-1	4-7	1	1	1	1	2	2	8
J.14	at Wyoming*	S	28	8-12	0-0	0-2	8	2	0	4	1	1	16
J.21	New Mexico*	S	25	4-5	0-0	0-0	3	3	0	1	0	2	8
J.24	at Brigham Young*	S	22	2-2	0-0	1-2	2	1	2	0	1	0	5
J.28	TCU*	S	12	4-5	0-0	0-0	5	4	0	1	3	0	8
J.31	at Colorado State*	S	16	4-8	0-0	2-2	2	5	2	3	0	1	10
F.3	at UNLV*	S	35	4-6	0-0	4-6	7	3	2	1	1	1	12
F.7	Air Force*	S	26	6-7	0-0	3-5	6	4	4	1	1	1	15
F.11	at Utah*	S	27	2-2	0-0	0-0	2	5	0	2	0	0	4
F.14	Wyoming*	S	29	12-12	0-0	0-0	8	3	0	1	4	2	24
F.21	at New Mexico*	S	1	0-0	0-0	0-0	0	0	0	0	0	0	0
F.24	Brigham Young*	DNP - Injured											
F.28	at TCU*												
M.4	Colorado State*												
M.7	UNLV*												

► White Career Statistics

Year	G-GS	Min.-Avg.	FG-FGA	Pct.	3P-3PA	Pct.	FT-FTA	Pct.	OR	DR	Reb	Avg.	PF-D	AT	TO	BS	ST	Pts	Avg.
07-08	33-28	946-28.7	118-192	.615	0-2	.000	43-67	.642	74	121	195	5.9	105-5	34	53	25	47	279	8.5
08-09	25-23	567-22.7	95-144	.660	0-1	.000	34-54	.630	42	56	98	3.9	63-2	20	39	19	28	224	9.0
Totals	58-51	1513-26.1	213-336	.634	0-3	.000	77-121	.636	116	177	293	5.1	168-7	54	92	44	75	503	8.7

Season/Career Highs

Points

Season 5 vs. Fresno St., 11-22-08
Career 19 vs. Saint Mary's, 12-8-07

Rebounds

Season 5 vs. Fresno St., 11-22-08
Career 6 vs. Air Force, 2-6-08
6 at New Mexico, 1-12-08
6 at LMU, 11-28-07

Assists

Season 2 vs. Hampton, 11-29-08
Career 3 vs. Alabama St., 12-27-04

Field Goals

Season 4 vs. Fresno St., 11-22-08
Career 8 vs. Saint Mary's, 12-8-07

Field Goals Attempted

Season 6 vs. Seattle, 11-28-08
6 vs. Fresno St., 11-22-08
6 vs. UCSD, 11-15-08
Career 12 at TCU, 2-9-08
12 vs. Saint Mary's, 12-8-07
12 vs. UCR, 12-4-07

Three-Point Field Goals

Season 1 at N. Colo., 12-3-08
1 vs. Hampton, 11-29-08
1 vs. Seattle, 11-28-08
1 vs. Fresno St., 11-22-08
Career 5 at California, 11-24-07

Three-Point Field Goals Attempted

Season 4 vs. Seattle, 11-28-08
Career 9 at California, 11-24-07

Free Throws

Season
Career 6 at Arizona, 12-22-07

Free Throws Attempted

Season 2 vs. Fresno St., 11-22-08
Career 6 at Arizona, 12-22-07

Steals

Season 2 vs. Fresno St., 11-22-08
2 vs. UCSD, 11-15-08
Career 3 Seven times

Blocked Shots

Season
Career 1 vs. Air Force, 2-6-08
1 at Fresno St., 1-15-05
1 vs. Tulsa, 1-8-05

Minutes Played

Season 20 vs. Hampton, 11-29-08
Career 27 vs. No. Colorado, 1-9-08

40 • Kelvin Davis

Guard • 6-3 • 215 • Senior • Waterbury, Conn. (College of So. Idaho)



Played 12 minutes in the season opener vs. UC San Diego (11-15-08) and recorded two points and two rebounds... Recorded season highs in points (9) and rebounds (5) vs. Fresno State (11-22-08) off the bench... Dished a season-high one assist vs. Western Carolina (11-28-08) in the quarterfinals of the Great Alaska Shootout... Logged three points and two rebounds, along with one assist and steal apiece vs. Seattle (11-28-08) in the semifinals of the Great Alaska Shootout... Played a season-high 20 minutes and tallied three points, three rebounds and two assists vs. Hampton (11-29-08) in the championship game of the Great Alaska Shootout... Made a three-pointer for the third straight game, his longest streak since the middle of the 2007-08 campaign at Northern Colorado (12-3-08)... Contributed two rebounds and a steal in six minutes vs. San Diego (12-6-08).

2008-09 Game-By-Game Statistics

Date	Opponent	S	MP	FG-FGA	3FG-FGA	FT-FTA	REB	PF	A	TO	BK	S	TP
N.15	UC San Diego		12	1-6	0-2	0-1	2	0	0	0	0	2	2
N.18	Arizona State			DNP - CD									
N.22	Fresno State		17	4-6	1-2	0-2	5	2	0	0	0	2	9
N.27	vs. Western Carolina		7	0-1	0-1	0-0	0	0	1	1	0	0	0
N.28	vs. Seattle		13	1-6	1-4	0-0	2	3	1	1	0	1	3
N.29	vs. Hampton		20	1-3	1-3	0-0	3	1	2	3	0	0	3
D.3	at Northern Colorado		8	1-2	1-2	0-0	0	0	0	1	0	0	3
D.6	San Diego		6	0-0	0-0	0-0	2	1	0	0	0	1	0
D.10	at Arizona			DNP - CD									
D.13	vs. Saint Mary's		2	0-0	0-0	0-0	0	0	0	1	0	0	0
D.20	UC Santa Barbara			DNP - Injured									
D.22	Cal State Northridge			DNP - Injured									
D.29	Arkansas-Pine Bluff			DNP - Injured									
J.3	at Air Force*			DNP - Injured									
J.10	Utah*			DNP - Injured									
J.14	at Wyoming*			DNP - Injured									
J.21	New Mexico*			DNP - Injured									
J.24	at Brigham Young*			DNP - Injured									
J.28	TCU*			DNP - Injured									
J.31	at Colorado State*			DNP - Injured									
F.3	at UNLV*			DNP - Injured									
F.7	Air Force*			DNP - Injured									
F.11	at Utah*			DNP - Injured									
F.14	Wyoming*			DNP - Injured									
F.21	at New Mexico*			DNP - Injured									
F.24	Brigham Young*			DNP - Injured									
F.28	at TCU*												
M.4	Colorado State*												
M.7	UNLV*												

► Davis Career Statistics

* at UTEP

Year	G-GS	Min.-Avg.	FG-FGA	Pct.	3P-3PA	Pct.	FT-FTA	Pct.	OR	DR	Reb	Avg.	PF-D	AT	TO	BS	ST	Pts.	Avg.
04-05*	24-1	149-6.2	15-42	.357	7-22	.318	6-10	.600	3	15	18	0.8	20-1	16	10	3	12	43	1.8
07-08	33-5	670-20.3	90-210	.429	39-117	.333	30-54	.556	24	64	88	2.7	67-1	26	51	1	41	249	7.5
08-09	8-0	85-10.6	8-24	.333	4-14	.286	0-3	.000	3	11	14	1.8	7-0	4	7	0	6	20	2.5
Totals	65-6	904-13.9	113-276	.409	50-153	.327	36-67	.537	30	90	120	1.8	94-2	46	68	4	58	312	4.8

Career Highs

Points

Career 14 at BYU, 1-24-09
14 vs. Ark.-PB, 12-29-08

Rebounds

Career 6 vs. New Mexico, 1-21-09

Assists

Career 2 at New Mexico, 2-21-09
2 vs. New Mexico, 1-21-09
2 at N. Colo., 12-3-08

Field Goals

Career 6 at BYU, 1-24-09

Field Goals Attempted

Career 9 vs. Fresno St., 11-22-08

Three-Point Field Goals

Career 2 vs. New Mexico, 1-21-09
2 vs. Ark.-PB, 12-29-08
2 vs. Seattle, 11-28-08

Three-Point FG Attempted

Career 3 vs. TCU, 1-28-09
3 at BYU, 1-24-09
3 vs. New Mexico, 1-21-09
3 vs. Saint Mary's, 1-24-09
3 vs. Fresno St., 11-22-08

Free Throws

Career 4 vs. Ark.-PB, 12-29-08
4 vs. UCSD, 11-15-08

Free Throws Attempted

Career 6 vs. UCSD, 11-15-08

Steals

Career 2 vs. TCU, 1-28-09

Blocked Shots


Career 1 at UNLV, 2-3-09
1 at Wyoming, 1-14-09
1 vs. Seattle, 11-28-08
1 vs. W. Carolina, 11-28-08
1 vs. Fresno St., 11-22-08
1 vs. UCSD, 11-15-08

Minutes Played

Career 30 at UNLV, 2-3-09

42 • Mehdi Cheriet

Forward • 6-8 • 212 • Junior • Tarare, France (Arizona Western College)



Seen action in every game this season... Played 22 minutes and recorded four points and five rebounds in his debut vs. UC San Diego (11-15-08)... Had two rebounds and a steal vs. 15th-ranked Arizona State (11-18-08)... Set career highs in points (9) and assists (1), while establishing a season best in rebounds (3) vs. Fresno State (11-22-08)... Recorded one point and one assist vs. Western Carolina (11-28-08) in the quarterfinals of the Great Alaska Shootout... Had a career day vs. Seattle (11-28-08) in the semifinals of the Great Alaska Shootout with a personal-best 11 points, including four field goals and two three-pointers, one assist and one blocked shot... Made his third straight three-pointer and scored seven points vs. Hampton (11-29-08) in the championship game at the Great Alaska Shootout... Connected on his only shot attempt of the game, a three-point field goal, and had a career-high two assists at Northern Colorado (12-3-08)... Played seven minutes off the bench vs. San Diego (12-6-08)... Made his only three-point attempt and grabbed a rebound at Arizona (12-10-08)... Played 13 minutes, his most since at Northern Colorado (13), and scored five points vs. Saint Mary's (12-13-08)... Tallied four points and four rebounds vs. UC Santa Barbara (12-20-08)... Went for nine points and three rebounds vs. CS Northridge (12-22-08)... Scored a career-high 14 points on 4-of-5 shooting (2-2 3FG, 4-4 FT) and added three rebounds in just 16 minutes vs. Arkansas-Pine Bluff (12-29-08)... Scored for the sixth straight game, his longest streak of his career, when he recorded two points and added an assist and a rebound at Air Force (1-3-09)... Contributed two points and a rebound off the bench vs. Utah (1-10-09)... Tied his career high with one blocked shot and added two points and two rebounds at Wyoming (1-14-09)... Posted career numbers in rebounds (6), field goals (4), three-pointers (2) and three-pointers attempted (3) and scored 12 points vs. New Mexico (1-21-09)... Tallied a career-high 14 points on a personal-best seven field goals at Brigham Young (1-24-09)... Scored six points and stole two balls vs. TCU (1-28-09)... Had six points, three rebounds and an assist at Colorado State (1-31-09)... Started his first career game at UNLV (2-3-09) and had four points, three rebounds, one assist, a career-high one blocked shot and one steal in a career-best 30 minutes... Started his second straight game and went for six points vs. Air Force (2-7-09)... Had three rebounds and one steal in 10 minutes at Utah (2-11-09)... Contributed two points, one rebound and one blocked shot vs. Wyoming (2-14-09)... Had four points, two rebounds and a career-high two assists at New Mexico (2-21-09)... Scored two points and matched his career high with two assists vs. BYU (2-24-09).

2008-09 Game-By-Game Statistics

Date	Opponent	S	MP	FG-FGA	3FG-FGA	FT-FTA	REB	PF	A	TO	BK	S	TP
N.15	UC San Diego		22	0-3	0-2	4-6	5	0	1	1	1	0	4
N.18	Arizona State		10	0-3	0-0	0-0	2	2	1	0	0	1	0
N.22	Fresno State		20	3-9	1-3	2-2	3	3	1	1	1	0	9
N.27	vs. Western Carolina		9	0-2	0-1	1-2	1	0	0	1	1	0	1
N.28	vs. Seattle		11	4-6	2-2	1-3	3	2	1	0	1	0	11
N.29	vs. Hampton		14	3-6	1-1	0-0	2	5	1	0	0	0	7
D.3	at Northern Colorado		13	1-1	1-1	0-0	1	1	2	1	0	0	3
D.6	San Diego		7	0-1	0-1	0-0	0	1	0	0	0	0	0
D.10	at Arizona		7	1-2	1-1	0-0	1	1	0	1	0	0	3
D.13	vs. Saint Mary's		13	2-4	1-3	0-0	1	1	0	0	0	0	5
D.20	UC Santa Barbara		10	2-3	0-1	0-0	4	1	1	1	0	1	4
D.22	Cal State Northridge		16	3-6	0-1	3-3	3	2	0	2	0	0	9
D.29	Arkansas-Pine Bluff		16	4-5	2-2	4-4	3	5	1	0	0	0	14
J.3	at Air Force*		11	1-4	0-2	0-0	1	0	1	1	0	0	2
J.10	Utah*		5	1-2	0-1	0-0	1	0	0	0	0	0	2
J.14	at Wyoming*		6	1-2	0-1	0-0	2	1	0	0	1	0	2
J.21	New Mexico*		13	4-6	2-3	2-3	6	3	2	1	0	0	12
J.24	at Brigham Young*		19	6-8	1-3	1-1	3	0	0	1	0	0	14
J.28	TCU*		21	3-7	0-3	0-0	0	2	0	0	0	2	6
J.31	at Colorado State*		19	3-5	0-1	0-2	3	3	1	0	0	0	6
F.3	at UNLV*	S	30	2-5	0-2	0-0	3	4	1	2	1	1	4
F.7	Air Force*	S	24	2-5	0-3	2-3	1	1	0	0	0	1	6
F.11	at Utah*		10	0-0	0-0	0-0	3	2	0	1	0	1	0
F.14	Wyoming*		17	1-5	0-3	0-0	1	2	0	1	1	0	2
F.21	at New Mexico*		20	2-4	0-0	0-0	2	1	2	1	0	0	4
F.24	Brigham Young*		16	1-2	0-1	0-0	0	0	2	1	0	0	2
F.28	at TCU*												
M.4	Colorado State*												
M.7	UNLV*												

► Cheriet Career Statistics

Year	G-GS	Min.-Avg.	FG-FGA	Pct.	3P-3PA	Pct.	FT-FTA	Pct.	OR	DR	Reb	Avg.	PF-D	AT	TO	BS	ST	Pts	Avg.
08-09	26-2	379-14.6	50-106	.472	12-42	.286	20-29	.690	22	33	55	2.1	43-2	18	17	7	7	132	5.1

Season/Career Highs

Points

Season 17 vs. Utah, 1-10-09
Career 30 vs. So. Carolina, 11-26-05

Rebounds

Season 8 at Utah, 2-11-09
8 vs. Utah, 1-10-09
8 vs. Hampton, 11-29-08
Career 12 vs. Air Force, 2-6-08
12 vs. So. Carolina, 11-26-05
12 at Memphis, 1-13-05

Assists

Season 2 vs. Saint Mary's, 12-13-08
2 vs. San Diego, 12-6-08
Career 3 vs. UCR, 12-4-07
3 at San Diego, 11-19-07

Field Goals

Season 6 vs. Utah, 1-10-09
6 vs. Ark.-PB, 12-29-08
6 vs. UCSB, 12-20-08
Career 11 vs. So. Carolina, 11-26-05

Field Goals Attempted

Season 11 at Wyoming, 1-14-09
11 vs. Utah, 1-10-09
17 vs. So. Carolina, 11-26-05

Three-Point Field Goals

Season 2 vs. Utah, 1-10-09
Career 3 vs. So. Carolina, 11-26-05

Three-Point Field Goals Attempted

Season 2 at UNLV, 2-3-09
2 vs. Utah, 1-10-09
Career 4 vs. So. Carolina, 11-26-05
4 at Nebraska, 11-30-05

Free Throws

Season 5 vs. BYU, 2-24-09
Career 9 vs. Air Force, 3-13-08

Free Throws Attempted

Season 6 vs. BYU, 2-24-09
Career 10 vs. Air Force, 3-13-08

Steals

Season 3 vs. Seattle, 11-28-08
Career 3 vs. Seattle, 11-28-08
3 vs. Portland, 11-10-07

Blocked Shots


Season 2 at Wyoming, 1-14-09
2 vs. Hampton, 11-29-08
Career 2 at Wyoming, 1-14-09
2 vs. Hampton, 11-29-08
2 vs. Charlotte, 1-22-05

Minutes Played

Season 30 vs. BYU, 2-24-09
Career 39 vs. Utah, 1-16-08

43 • Ryan Amoroso

Forward • 6-8 • 263 • Senior • Burnsville, Minn. (Marquette)



An all-Great Alaska Shootout choice and became the first player in the 31-year history of the Great Alaska Shootout to win the tournament twice... Dressed for the season opener vs. UC San Diego (11-15-08), but did not play due to a sore back... Started vs. 15th-ranked Arizona State (11-18-08) and went for seven points and seven rebounds in 26 minutes... Scored in double figures for the first time in 2008-09 with a then season-high 11 points vs. Fresno State (11-22-08)... Scored six points and collected three rebounds vs. Western Carolina (11-28-08) in the quarterfinals of the Great Alaska Shootout... Tallied a season-best 13 points on a season-best four field goals and four free throws and added five rebounds and a career-high tying three steals vs. Seattle (11-28-08) in the semifinals of the Great Alaska Shootout... Scored five points, grabbed a game-high tying eight rebounds and a career-high tying two blocked shots in the championship of the Great Alaska Shootout vs. Hampton (11-29-08)... Accumulated five points and three rebounds at Northern Colorado (12-3-08)... Had a season-high two assists and added seven points and six rebounds vs. San Diego (12-6-08)... Notched two points and three rebounds at Arizona (12-10-08)... Logged six rebounds and had a season-high tying two assists vs. Saint Mary's (12-13-08)... Scored a season-high 13 points on 6-of-10 shooting vs. UC Santa Barbara (12-20-08)... Contributed two points, two rebounds and a blocked shot vs. CS Northridge (12-22-08)... Matched his season high with 13 points (6-9 FG), for his fourth double-figure scoring game of the year, and grabbed four rebounds vs. Arkansas-Pine Bluff (12-29-08)... Battled illness and played five minutes, scoring two points and blocking one shot at Air Force (1-3-09)... Posted season and game highs of 17 points (6-11 FG, 2-2 3FG, 3-3 FT) and eight rebounds vs. Utah (1-10-09)... Tied his career high with two blocked shot and added eight points and seven rebounds at Wyoming (1-14-09)... Started and contributed two points and two rebounds vs. New Mexico (1-21-09)... Scored four points in 16 minutes at Brigham Young (1-24-09)... Reached double figures with 12 points and grabbed five rebounds vs. TCU (1-28-09)... Did not play at Colorado State (1-31-09) due to a sore back... Returned to action at UNLV (2-3-09) to score two points and grab five rebounds in 13 minutes... Started at Utah (2-11-09) and grabbed a team- and season-best eight rebounds... Did not play vs. Wyoming (2-14-09) due to illness... Went 3-for-4 from the free-throw line en route to five points and grabbed five rebounds at New Mexico (2-21-09)... Scored 10 points and grabbed a team-high seven rebounds in a starting role vs. BYU (2-24-09).

2008-09 Game-By-Game Statistics

Date	Opponent	S	MP	FG-FGA	3FG-FGA	FT-FTA	REB	PF	A	TO	BK	S	TP
N.15	UC San Diego			DNP - CD									
N.18	Arizona State	S	26	3-6	0-0	1-1	7	1	1	0	0	1	7
N.22	Fresno State	S	23	4-8	1-1	2-2	3	1	1	1	0	0	11
N.27	vs. Western Carolina	S	20	3-5	0-1	0-3	3	3	0	2	0	0	6
N.28	vs. Seattle	S	24	4-5	1-1	4-4	5	2	1	2	0	3	13
N.29	vs. Hampton	S	22	2-10	0-1	1-2	8	1	1	1	2	0	5
D.3	at Northern Colorado	S	21	2-8	0-0	1-2	3	5	1	1	0	0	5
D.6	San Diego	S	28	3-6	0-1	1-2	6	2	2	2	0	0	7
D.10	at Arizona	S	15	1-6	0-1	0-1	3	1	0	0	0	1	2
D.13	vs. Saint Mary's	S	29	1-10	0-1	0-0	6	3	2	1	0	1	2
D.20	UC Santa Barbara	S	25	6-10	0-0	1-2	3	1	0	0	0	0	13
D.22	Cal State Northridge	S	19	1-2	0-0	0-0	2	1	0	2	1	0	2
D.29	Arkansas-Pine Bluff		19	6-9	1-1	0-2	4	3	0	0	1	1	13
J.3	at Air Force*		5	1-2	0-0	0-0	1	1	0	0	1	0	2
J.10	Utah*		26	6-11	2-2	3-3	8	2	0	0	0	0	17
J.14	at Wyoming*		21	4-11	0-1	0-1	7	1	1	2	2	0	8
J.21	New Mexico*	S	16	1-5	0-1	0-1	2	2	0	5	0	0	2
J.24	at Brigham Young*	S	16	1-4	0-0	2-4	1	0	0	0	0	0	4
J.28	TCU*	S	22	6-8	0-0	0-0	5	3	1	4	0	1	12
J.31	at Colorado State*			DNP - Injured									
F.3	at UNLV*		13	1-4	0-2	0-0	5	3	0	0	0	0	2
F.7	Air Force*		21	3-9	1-2	0-0	3	2	1	1	0	0	7
F.11	at Utah*	S	25	1-4	0-1	1-2	8	4	0	2	0	1	3
F.14	Wyoming*			DNP - Injured									
F.21	at New Mexico*		28	1-4	0-0	3-4	5	2	0	0	0	0	5
F.24	Brigham Young*	S	30	2-6	1-1	5-6	7	3	0	2	0	0	10
F.28	at TCU*												
M.4	Colorado State*												
M.7	UNLV*												

► Amoroso Career Statistics

* at Marquette

Year	G-GS	Min.-Avg.	FG-FGA	Pct.	3P-3PA	Pct.	FT-FTA	Pct.	OR	DR	Reb	Avg.	PF-D	AT	TO	BS	ST	Pts.	Avg.
04-05*	31-3	471-15.2	63-128	.492	11-30	.367	49-63	.778	44	69	113	3.6	51-1	10	34	6	8	186	6.0
05-06*	26-5	390-15.0	52-130	.400	8-25	.320	34-43	.791	46	58	104	4.0	39-0	14	15	6	4	146	5.6
07-08	33-31	1021-30.9	146-317	.461	14-57	.246	71-110	.645	70	146	216	6.5	75-0	28	55	12	15	377	11.4
08-09	23-16	494-21.5	63-153	.412	7-18	.389	25-42	.595	36	69	105	4.6	45-1	12	28	7	9	188	6.9
Totals	113-56	2376-21.0	324-728	.445	40-130	.308	179-258	.694	196	342	538	4.8	210-2	64	132	31	36	867	7.7

2008-09 San Diego State Recaps



Game 1

San Diego State 59
UC San Diego 40

Nov. 15, 2008 ♦ San Diego, Calif.
Cox Arena ♦ Att.: 4,674

SAN DIEGO - San Diego State defeated UC San Diego, 59-40, in their season opener at Cox Arena to run its season-opening winning to four.

The Aztecs began the game with a 9-0 run before a layup by the Tritons' Casey Ryan ended the UCSD scoring drought.

From there, the Tritons went on a 21-4 run led by Kelvin Kim who scored eight points in four minutes.

The Tritons mounted an eight-point lead against SDSU with 3:47 remaining in the first. The Aztecs struggled shooting the ball in the first half as they had only one field goal in the final 11 minutes of the opening period.

UC San Diego had an opportunity to exploit the Aztecs' abysmal 28.0 percent field goal percentage, but failed as they led by only two points at the half.

The Aztecs turned it around early in the second with a go-ahead layup by Tim Shelton giving the Aztecs a 23-21 lead and SDSU never looked back.

San Diego State closed out the game on a 23-9 run to provide the final margin.

The Aztecs were led by Billy White's game-high 17 points, while Kyle Spain chipped in 14 points. Meanwhile, D.J. Gay contributed 10 points.

The win marked SDSU's 10th consecutive victory in as many tries over UC San Diego and the victory improved head coach Steve Fisher's season-opening record to 15-3.

UCSD	MP	FG	3FG	FT	R	F	A TO	B	S	TP
Lawlor	*25	2-5	0-2	0-0	10	1	3 3	0	0	4
Maulhardt	*11	1-3	0-0	0-0	3	4	0 1	0	1	2
Husted	*23	0-6	0-0	0-0	2	1	2 1	0	1	0
Kim	*31	4-10	3-6	0-0	0	1	2 1	0	2	11
Lawley	*31	1-11	0-3	0-0	1	2	1 1	1	0	2
Acevedo	7	0-1	0-1	0-0	1	0	0 0	0	0	0
Ryan	13	3-3	1-1	0-0	5	3	0 2	0	0	7
Poppen	19	2-7	0-0	1-2	6	3	0 2	0	0	5
Ruiz	9	0-1	0-0	0-0	0	2	1 0	0	0	0
Dreith	3	0-1	0-1	0-0	0	1	0 1	0	0	0
Wheeler	11	1-2	0-0	0-0	0	1	0 0	0	0	2
Hatch	17	3-4	0-0	1-3	2	2	0 0	0	0	7
Team					5					
Totals	200	17-54	4-17	2-5	35	21	10 15	1	4	40

SDSU	MP	FG	3FG	FT	R	F	A TO	B	S	TP
Spain	*28	3-9	2-4	6-6	5	1	0 0	0	0	14
Shelton	*26	3-6	0-0	1-5	5	1	1 1	0	1	7
White	*28	6-10	0-0	3-3	8	2	1 3	0	1	15
Williams	*29	1-5	0-1	2-2	5	1	3 1	0	1	4
Gay	*29	4-9	2-3	0-2	4	1	1 2	0	0	10
Island	5	0-0	0-0	0-0	0	1	0 0	0	0	0
Horton	4	0-0	0-0	1-2	0	0	0 0	0	0	1
Thomas	15	0-1	0-1	2-2	2	1	0 0	0	0	2
Smith	2	0-0	0-0	0-0	0	0	0 0	0	0	0
Davis	12	1-6	0-2	0-1	2	0	0 0	0	2	2
Cheriet	22	0-3	0-2	4-6	5	0	1 1	1	0	4
Team					1					
Totals	200	18-49	4-13	19-29	37	8	7 8	1	5	59

Halftime: UC San Diego 21, San Diego State 19. **FG %:** San Diego State 36.7, UC San Diego 31.5. **3FG%:** San Diego State 30.8, UC San Diego 23.5. **FT%:** San Diego State 65.5, UC San Diego 40.0. **Officials:** Bill Gracey, Jim Stupin, Michael Irving. **Technical:** None.



Game 2

(15/15) Arizona State 59
San Diego State 52

Nov. 18, 2008 ♦ San Diego, Calif.
Cox Arena ♦ Att.: 7,966

SAN DIEGO - San Diego State fell short in a hard-fought loss to 15th-ranked Arizona State, 52-59, at Cox Arena despite leading for most of the game.

The Aztecs came out strong, starting the game on a 15-2 run, but the Sun Devils made a run of their own. A couple of fastbreak buckets by Arizona State's James Harden and Jeff Pendergraph changed the momentum as the Sun Devils went on an 11-0 run to tie the game at 19 with 3:42 remaining in the first period.

From there, the teams traded baskets before the Aztecs went ahead 24-23 right before halftime.

In the second period, San Diego State got off to another strong start with an 8-0 run. But a three-pointer by the Sun Devils' Taylor Rhode halted the spurt and cut the ASU deficit to five.

The Aztecs and the Sun Devils continued to go back and forth until SDSU's lead was cut to just three points with 6:27 left in the game. ASU's Rihards Kuskis hit a pivotal three-point shot to tie the game. On their next possession, Harden followed that up with a three-pointer of his own to give the Sun Devils the lead, 47-44.

On the ensuing play, Harden stole the ball away from Aztec point guard Richie Williams that led to another three by Kuskis that gave the Sun Devils a six-point lead with 3:21 to play.

SDSU struggled to get back in the game from that point forward. The situation forced the Aztecs to foul numerous times, sending ASU to the free-throw line and SDSU would not overcome the deficit.

Senior Kyle Spain led the Aztecs with 17 points and Billy White added 12. Ryan Amoroso, Richie Williams and D.J. Gay each had seven points.

ASU	MP	FG	3FG	FT	R	F	A TO	B	S	TP
Pendergraph	*36	4-6	0-0	0-0	2	4	0 1	0	0	8
Kuskis	*34	3-5	2-4	2-2	2	2	0 2	0	1	10
Abbott	*39	5-9	2-5	1-4	8	3	3 1	2	1	13
Glasser	*30	0-1	0-1	7-8	1	1	5 0	0	2	7
Harden	*32	7-11	1-2	3-4	5	4	3 6	0	2	18
Boateng	4	0-0	0-0	0-0	1	0	0 0	1	0	0
McMillian	9	0-2	0-2	0-0	3	1	0 3	0	0	0
Rohde	8	1-1	1-1	0-0	1	1	0 0	0	0	3
Shipp	8	0-0	0-0	0-0	0	0	0 0	0	0	0
Team					0					
Totals	200	20-35	6-15	13-16	23	16	11 13	3	6	59

SDSU	MP	FG	3FG	FT	R	F	A TO	B	S	TP
Spain	*28	4-12	4-8	5-6	1	4	0 2	0	0	17
White	*31	5-7	0-0	2-3	4	3	2 1	0	0	12
Amoroso	*26	3-6	0-0	1-1	7	1	1 0	0	1	7
Williams	*36	3-6	1-3	0-0	6	5	2 3	0	3	7
Gay	*36	2-10	1-6	2-2	1	3	3 3	0	1	7
Thomas	14	0-2	0-1	0-0	2	0	0 0	0	0	0
Shelton	19	1-5	0-2	0-2	3	2	2 0	0	1	2
Cheriet	10	0-3	0-0	0-0	2	2	1 0	0	1	0
Team					1					
Totals	200	18-51	6-20	10-14	27	20	11 10	0	7	52

Halftime: San Diego State 24, Arizona State 23. **FG %:** Arizona State 57.1, San Diego State 35.3. **3FG%:** Arizona State 40.0, San Diego State 30.0. **FT%:** Arizona State 81.3, San Diego State 71.4. **Officials:** David Hall, Verne Davis, Randy McCall. **Technical:** James Harden - Arizona State.



Game 3

San Diego State 80
Fresno State 56

Nov. 22, 2008 ♦ San Diego, Calif.
Cox Arena ♦ Att.: 5,034

SAN DIEGO - San Diego State beat Fresno State at home in convincing fashion, 80-56, improving its record to 2-1.

Kyle Spain led the way with a career-high tying 22 points and was one rebound shy of matching his career-high with 11 rebounds. His double-double effort was the third of his career.

The game started off close as the Aztecs managed just a five point lead with 9:40 remaining in the first, until an offensive surge gave San Diego State a commanding 17-point lead as they went into halftime ahead, 40-23.

Fresno State couldn't find an answer in the second half as the Aztecs increased their lead to 22 points, thanks to a 14-5 run to open the second half.

SDSU went on to win comfortably by 24 points, which was the second-largest margin of victory in the history of the series.

Fresno State's Sylvester Seay led his team with 13 points and Dwight O'Neil added 12 points.

Ryan Amoroso scored 11 points, while Kelvin Davis and Mehdi Cheriet both scored nine points a piece.

The victory against Fresno State was SDSU's third straight win over the Bulldogs in the series and marked San Diego State's fifth consecutive win against the Western Athletic Conference.

Fresno St.	MP	FG	3FG	FT	R	F	A TO	B	S	TP
Golubovic	*23	3-6	0-2	1-2	2	2	2 0	0	0	7
Seay	*30	5-14	2-6	1-3	2	2	1 1	4	0	13
Ladd	*25	3-12	0-3	2-2	2	1	2 1	0	2	8
O'Neil	*29	4-9	3-4	1-2	8	1	3 6	0	1	12
George	*32	1-7	0-2	0-0	7	4	2 3	0	1	2
Cartwright	14	1-2	0-0	0-0	1	0	0 0	0	0	2
Ambers	10	0-0	0-0	0-0	2	1	2 0	0	0	0
Green	4	0-1	0-0	0-0	0	0	0 0	0	0	0
Seals	12	3-5	0-0	0-0	4	2	0 2	0	0	6
Sperling	6	0-1	0-0	1-2	0	1	0 1	0	1	1
Webster	15	2-3	0-0	1-2	3	2	0 0	0	0	5
Team					2					
Totals	200	22-60	5-17	7-13	33	16	12 14	4	5	56

SDSU	MP	FG	3FG	FT	R	F	A TO	B	S	TP
Spain	*29	6-12	2-6	8-8	11	1	3 0	0	0	22
White	*19	3-8	0-0	0-2	2	1	0 3	2	3	6
Amoroso	*23	4-8	1-1	2-2	3	1	1 1	0	0	11
Williams	*20	3-4	0-1	1-3	4	4	2 1	0	1	7
Gay	*24	1-4	1-3	0-0	2	2	5 2	0	1	3
Island	3	0-2	0-1	0-0	1	0	1 0	0	0	0
Horton	3	0-0	0-0	0-0	1	0	1 1	0	0	0
Thomas	16	2-4	0-1	1-2	2	2	0 1	0	1	5
Shelton	22	4-7	0-1	0-0	4	1	1 1	0	1	8
Smith	4	0-0	0-0	0-0	0	0	0 0	0	0	0
Davis	17	4-6	1-2	0-2	5	2	0 0	0	2	9
Cheriet	20	3-9	1-3	2-2	3	3	1 1	1	0	9
Team					6					
Totals	200	30-64	6-19	14-21	44	17	15 12	3	9	80

Halftime: San Diego State 40, Fresno State 23. **FG %:** San Diego State 46.9, Fresno State 36.7. **3FG%:** San Diego State 31.6, Fresno State 29.4. **FT%:** San Diego State 66.7, Fresno State 53.8. **Officials:** Scott Thornley, Bill Kennedy, Mike Reed. **Technical:** None.

2008-09 San Diego State Recaps



Game 4

San Diego State 59
Western Carolina 58

Nov. 27, 2008 ♦ Anchorage, Alaska
Sullivan Arena ♦ Att.: 5,051

ANCHORAGE, Alaska - San Diego State defeated Western Carolina, 59-58, in the quarterfinals of the Carrs/Safeway Great Alaska Shootout.

Western Carolina came out strong behind Harouna Mutombo's all-around game as he scored eight of his 20 points and contributed five rebounds, three assists and four steals all in the first half.

A combination of poor free-throw shooting by SDSU and stellar play by WCU, gave the Catamounts a 33-25 lead at the intermission.

The Aztecs opened the second half with a 6-0 run, until WCU's Jake Robinson hit a three at the 16:44 mark. SDSU responded with a 5-0 spurt, but it was halted by another Catamount three-pointer. The Aztecs later tied the game at 36 with 15:00 remaining after a three by Kyle Spain, who finished with 22.

Western Carolina held a eight-point lead at the mid-way point in the second half, until SDSU went on a 10-0 run that ultimately tied the game at 48.

With only a minute left in the game and the Aztecs down two, Spain stole the ball from Robinson, which led to a fastbreak dunk and a foul. Spain's free throw gave the Aztecs a 57-56 lead with 1:04 remaining.

On Western Carolina's ensuing possession, Mutombo put WCU up one with 36 seconds left. After a turnover which forced SDSU to foul, the Aztecs caught a break when Greg Avery missed both free throws. Spain was fouled after the second miss sending him to the line with 11 seconds left. The senior nailed both free throws and a WCU turnover with 0.2 seconds left sealed the game for SDSU.

SDSU	MP	FG	3FG	FT	R	F	A	TO	B	S	TP
Spain	*34	5-13	2-6	10-11	8	3	5	1	1	2	22
White	*29	3-6	0-0	3-5	2	4	1	1	0	2	9
Amoroso	*20	3-5	0-1	0-3	3	3	0	2	0	0	6
Williams	*34	5-7	5-6	0-0	6	4	1	5	0	3	15
Gay	*33	0-5	0-1	0-2	2	0	3	2	0	1	0
Horton	1	0-0	0-0	0-0	0	0	0	0	0	0	0
Thomas	9	0-2	0-1	0-0	0	0	0	0	0	0	0
Shelton	24	1-4	0-0	4-7	7	1	0	3	0	0	6
Davis	7	0-1	0-1	0-0	0	0	1	1	0	0	0
Cheriet	9	0-2	0-1	1-2	1	0	0	1	1	0	1
Team					2						
Totals	200	17-45	7-17	18-30	31	15	11	16	2	8	59

WCU	MP	FG	3FG	FT	R	F	A	TO	B	S	TP
Robinson	*31	6-13	4-9	0-0	2	5	2	2	0	0	16
Gordon	*14	1-2	0-0	0-0	5	5	2	2	0	0	2
Giles	*25	2-9	1-3	0-0	1	5	0	3	0	0	5
Waginger	*37	2-6	1-2	0-0	3	1	1	4	0	4	5
Mutombo	*31	7-11	2-6	4-4	6	4	4	4	0	5	20
Russell	5	0-1	0-0	0-0	0	0	0	0	0	0	0
Avery	22	0-4	0-1	3-8	4	2	0	3	0	0	3
Parker	5	0-0	0-0	0-0	1	1	1	2	0	0	0
Gaillard	18	3-3	1-1	0-0	4	2	0	2	3	0	7
Gallagher	12	0-0	0-0	0-0	1	2	0	0	0	0	0
Team					5						
Totals	200	21-49	9-22	7-12	32	27	10	23	3	9	58

Halftime: Western Carolina 33, San Diego State 25. **FG %:** Western Carolina 42.9, San Diego State 37.8. **3FG%:** San Diego State 41.2, Western Carolina 40.9. **FT%:** San Diego State 60.0, Western Carolina 58.3. **Officials:** Bob Staffen, Jimmy Casas, Bill McNew. **Technical:** None.



Game 5

San Diego State 75
Seattle 56

Nov. 28, 2008 ♦ Anchorage, Alaska
Sullivan Arena ♦ Att.: 5,719

ANCHORAGE, Alaska - San Diego State earned a berth in the Great Alaska Shootout championship game by defeating Seattle, 75-56.

The game got off to a slow start as neither team could connect until the 16:07 mark when Ryan Amoroso had a fastbreak dunk off a Kelvin Davis steal. SDSU later enjoyed a big lead at half, 36-21.

The Scarlet and Black never looked back at the Redhawks, going on an 11-2 run led by Ryan Amoroso to open the second half.

SDSU connected on more than half of its field goal attempts for the first time of the season. The Aztecs shot 50.9 percent for the game after going 27-for-53. San Diego State was able to move above the 50 percent mark after shooting 71.4 percent (15-21) from the floor in the second half. SDSU also shot 57.1 percent from beyond the arc (8-14), its highest percentage of the year.

Kyle Spain led the way as he scored a game-high 15 points for his fifth double-figure scoring game in a row.

Ryan Amoroso and his front-court teammate, Mehdi Cheriet, combined for 24 points. Amoroso tied a career high with three steals and scored a season-high 13-points. Cheriet's 11 points were a personal best and came off of 4-of-6 shooting.

The win against Seattle was the fourth straight against the Redhawks, as the Aztecs have never lost to them. In addition, San Diego State held its fifth straight opponent this season to 59 points or less.

SDSU	MP	FG	3FG	FT	R	F	A	TO	B	S	TP
Boxley	*14	1-4	0-0	2-3	1	2	1	2	0	0	4
Wright	*26	5-15	2-4	0-1	6	1	0	1	0	0	12
Powers	*33	2-12	2-5	2-2	10	3	2	4	0	2	8
Burl	*20	0-0	0-0	4-4	1	0	0	2	0	1	4
Gweth	*30	1-6	0-3	3-6	4	2	2	3	0	3	5
Broussard	18	4-5	0-0	1-2	6	1	0	0	0	1	9
Olson	7	0-1	0-1	0-0	1	0	0	0	0	0	0
Harris	23	2-7	1-2	0-1	2	2	3	1	0	1	5
Swanson	29	4-6	1-2	0-0	0	2	1	2	0	0	9
Team					2						
Totals	200	19-53	6-17	12-19	33	13	9	15	0	8	56

SDSU	MP	FG	3FG	FT	R	F	A	TO	B	S	TP
Spain	*21	6-9	3-3	0-0	3	4	1	1	0	2	15
White	*23	2-5	0-0	3-4	3	2	0	2	1	1	7
Amoroso	*24	4-5	1-1	4-4	5	2	1	2	0	3	13
Williams	*34	2-7	0-2	0-0	3	1	8	1	0	1	4
Gay	*28	4-7	1-2	0-0	0	1	3	1	0	0	9
Island	4	0-0	0-0	0-0	2	0	0	0	0	0	0
Horton	2	0-0	0-0	0-0	0	0	0	0	0	0	0
Thomas	17	2-2	0-0	2-2	4	2	0	2	0	1	6
Shelton	22	2-6	0-0	3-4	6	1	2	3	0	3	7
Smith	1	0-0	0-0	0-0	0	0	0	0	0	0	0
Davis	13	1-6	1-4	0-0	2	3	1	1	0	1	3
Cheriet	11	4-6	2-2	1-3	3	2	1	0	1	0	11
Team					3						
Totals	200	27-53	8-14	13-17	34	18	17	13	2	12	75

Halftime: San Diego State 36, Seattle 21. **FG %:** San Diego State 50.9, Seattle 35.8. **3FG%:** San Diego State 57.1, Seattle 35.3. **FT%:** San Diego State 76.5, Seattle 63.2. **Officials:** Randy McCall, Mike Giarratano, Bruce Corson. **Technical:** None.



Game 6

San Diego State 76
Hampton 47

Nov. 29, 2008 ♦ Anchorage, Alaska
Sullivan Arena ♦ Att.: 5,836

ANCHORAGE, Alaska - D.J. Gay helped San Diego State to the Great Alaska Shootout title as the Aztecs dismantled Hampton, 76-47, to win the 31st edition of the Thanksgiving week tournament.

Gay made five of his six three-pointers in the first half and finished with a game-high 20 points to post his second career 20-point game. His career-best six three-pointers tied a tournament record for most in a championship game. Gay also tallied three assists on his way to being named the player of the game.

The Scarlet and Black's defense was just as impressive as the offense. SDSU held Hampton scoreless for the first 6:45 of the game, building a 15-0 lead that was never challenged. In only allowing Hampton to score 47 points, San Diego State held its sixth straight opponent to 59 points or less. It was the first time an Aztec squad has accomplished the feat since the 1949-50 season.

SDSU became the first MWC team to win the Great Alaska Shootout allowed just 161 points over the course of three games to rank third all-time in Shootout history.

Kyle Spain scored 17 points and had a game-high tying eight rebounds as he was named the tournament's Most Outstanding Player. Joining Spain on the all-tournament team were Gay and Ryan Amoroso.

Hampton	MP	FG	3FG	FT	R	F	A	TO	B	S	TP
Smalling	*22	3-4	0-0	1-4	3	3	1	0	0	0	7
Freeman	*27	2-7	0-1	0-0	4	2	0	5	1	2	4
Simpson	*24	6-14	3-8	0-0	0	1	2	4	0	0	15
Brooks	*27	1-7	0-3	0-0	2	3	5	5	0	2	2
Ntoko	*8	0-1	0-1	0-0	1	3	0	1	0	0	0
Tunnell	17	3-6	0-1	1-2	3	0	1	2	0	1	7
Tolson	14	1-6	0-3	0-0	2	0	0	3	0	1	2
Morgan	21	1-9	1-4	2-2	5	0	0	1	0	2	5
Degroat	9	0-1	0-0	0-0	2	1	0	1	1	0	0
Harrison	20	2-2	0-0	0-0	3	2	0	0	0	1	4
Hines	2	0-0	0-0	1-2	3	0	0	0	0	0	1
Lola-Charles	9	0-0	0-0	0-0	2	0	2	1	0	0	0
Team					4						
Totals	200	19-58	4-21	5-10	34	15	11	23	2	9	47

SDSU	MP	FG	3FG	FT	R	F	A	TO	B	S	TP
Spain	*20	4-8	1-4	8-8	8	0	1	2	0	2	17
White	*24	5-8	0-0	2-2	4	2	1	2	0	1	12
Amoroso	*22	2-10	0-1	1-2	8	1	1	1	2	0	5
Williams	*29	2-6	0-3	0-0	2	3	4	3	0	4	4
Gay	*31	7-12	6-8	0-0	1	0	3	3	0	2	20
Island	4	0-1	0-1	0-0	1	0	1	0	1	0	0
Horton	3	0-0	0-0	0-1	1	0	1	0	0	0	0
Thomas	12	0-0	0-0	0-0	1	0	2	0	0	1	0
Shelton	18	1-4	0-0	3-4	5	2	1	1	0	2	5
Smith	3	1-1	1-1	0-0	0	2	0	0	0	0	3
Davis	20	1-3	1-3	0-0	3	1	2	3	0	0	3
Cheriet	14	3-6	1-1	0-0	2	5	1	0	0	0	7
Team					4						
Totals	200	26-59	10-22	14-17	40	16	18	15	3	12	76

Halftime: San Diego State 37, Hampton 16. **FG %:** San Diego State 44.1, Hampton 32.8. **3FG%:** San Diego State 45.5, Hampton 19.0. **FT%:** San Diego State 82.4, Hampton 50.0. **Officials:** Bruce Corson, Bob Staffen, Rick Batsell. **Technical:** None.

2008-09 San Diego State Recaps



Game 7

San Diego State 73
Northern Colorado 62

Dec. 3, 2008 ♦ Greeley, Colo.

Butler-Hancock Sports Pavilion ♦ Att.: 1,265

GREELEY, Colo. - San Diego State avenged a 2007-08 home loss as the Aztecs downed Northern Colorado, 73-62, at Butler-Hancock Sports Pavilion.

The Aztecs and the Bears battled closely throughout the first half trading baskets until a Ryan Amoroso layup gave SDSU a 30-25 lead with 2:49 to go. From there, the Scarlet and Black would not look back, but had to hold off numerous Bear second-half runs.

Northern Colorado kept the game close in the final eight minutes of the game and got as close as three points, but the Aztecs countered each time to keep them at an arms-distance length.

San Diego State went a perfect 13-for-13 from the line in the second half to seal the victory. The Aztecs would close out the game with a 7-1 run to win by 11.

Kyle Spain scored 19 points to lead the team, reaching double figures for the seventh time in seven games.

Tim Shelton added a career-high 17 points for the Aztecs, after tying his personal best of 12 points in the first half alone. His effort was his first double-figure scoring performance of the season and third of his career. Overall for the game, Shelton went 6-for-6 from the field, 2-for-2 from three-point range and 3-for-3 from the free-throw line.

Billy White grabbed a game-high seven rebounds for SDSU.

The Bears were led by John Pena's 12 points on 5-of-6 shooting, including two three-pointers.

SDSU	MP	FG	3FG	FT	R	F	A	T	O	B	S	TP
Spain	*29	5-12	2-5	7-8	6	3	0	1	0	0	19	
White	*20	3-7	0-0	0-0	7	4	0	1	1	2	6	
Amoroso	*21	2-8	0-0	1-2	3	5	1	1	0	0	5	
Williams	*32	2-8	1-4	2-2	4	1	3	2	0	2	7	
Gay	*33	2-7	1-4	3-3	1	2	2	0	1	1	8	
Thomas	18	2-2	0-0	1-1	0	1	1	1	0	1	5	
Shelton	26	6-6	2-2	3-3	2	3	1	1	0	0	17	
Davis	8	1-2	1-2	0-0	0	0	0	1	0	0	3	
Cheriet	13	1-1	1-1	0-0	1	1	2	1	0	0	3	
Team					3							
Totals	200	24-53	8-18	17-19	27	20	10	9	2	6	73	

NC	MP	FG	3FG	FT	R	F	A	T	O	B	S	TP
Banks	*21	1-5	0-0	3-4	4	3	1	0	0	0	5	
Montgomery	*27	1-7	0-0	2-3	5	4	0	3	0	1	4	
Figures	*31	3-10	1-2	3-5	6	1	5	7	0	1	10	
Pena	*32	5-6	2-3	0-0	1	2	3	2	0	2	12	
Mason	*27	3-8	1-3	1-4	5	4	1	1	1	0	8	
Kaba	14	1-3	0-1	3-3	3	2	0	1	0	0	5	
Bonner	8	0-0	0-0	0-0	1	3	1	1	0	0	0	
Beitzel	11	3-4	2-3	2-3	1	0	1	0	0	0	10	
Kingman	14	3-3	1-1	1-2	4	3	0	0	0	0	8	
Proctor	15	0-2	0-0	0-0	2	1	0	3	0	0	0	
Team					4							
Totals	200	20-48	7-13	15-24	36	23	12	18	1	4	62	

Halftime: San Diego State 34, Northern Colorado 30. **FG %:** San Diego State 45.3, Northern Colorado 41.7. **3FG%:** Northern Colorado 53.8, San Diego State 44.4. **FT%:** San Diego State 89.5, Northern Colorado 62.5. **Officials:** Bill Gracey, Eric Curry, Dan Chrisman. **Technical:** None.



Game 8

San Diego State 57
San Diego 46

Dec. 6, 2008 ♦ San Diego, Calif.

Cox Arena ♦ Att.: 9,923

SAN DIEGO - San Diego State continued its strong play to open the season as it defeated San Diego, 57-46, in the annual City Championship game at Cox Arena. The win was the Aztecs' sixth in a row and the only victory during the streak that occurred at home.

SDSU trailed from the opening tip as a result of Brandon Johnson's game-opening five points and USD enjoyed a lead for the first nine minutes of the game.

The Aztecs, however, remained close thanks to Kyle Spain, who scored the team's first eight points. After hanging around for the first nine minutes, San Diego State took its first lead of the game at 14-13 on a jumper by Richie Williams. From there, the Aztecs never looked back and never relinquished the lead thanks to a 22-6 run that gave the home team a 10-point lead with just over four minutes to play in the first half.

To make matters worse for San Diego, Johnson suffered a torn achilles' tendon going after a loose ball with fewer than three minutes left in the first period and found itself down, 35-27, at the break.

In the second half, it was all SDSU as it opened up an 11-point lead, which later grew to 16 with 7:21 left on the clock and the Aztecs cruised to the finish.

Spain led San Diego State with 16 points and Tim Shelton contributed 12 points on 6-of-9 shooting and a team-high seven rebounds.

The Aztecs forced 17 turnovers, 11 of which came off steals, and finished the game with a 28-2 advantage in points off turnovers.

USD	MP	FG	3FG	FT	R	F	A	T	O	B	S	TP
Lewis	*32	5-7	2-3	0-0	1	4	1	3	0	0	12	
Jones	*32	2-5	0-0	0-0	3	0	8	3	0	0	4	
Pomare	*36	8-10	0-0	1-2	8	3	0	1	2	1	17	
Johnson	*17	3-5	1-2	3-3	1	1	0	2	0	0	10	
Dorr	*39	0-5	0-3	1-2	4	0	1	6	0	0	1	
Ginty	20	1-3	0-1	0-0	2	2	2	2	0	0	2	
Brown	17	0-5	0-3	0-0	1	2	0	0	0	1	0	
Houston	4	0-0	0-0	0-0	0	1	0	0	0	0	0	
Mafra	3	0-0	0-0	0-0	0	1	0	0	0	0	0	
Team					2							
Totals	200	19-40	3-12	5-7	22	14	12	17	2	2	46	

SDSU	MP	FG	3FG	FT	R	F	A	T	O	B	S	TP
Spain	*27	5-6	2-3	4-4	3	4	0	1	0	1	16	
White	*23	1-2	0-0	2-2	4	2	0	4	0	3	4	
Amoroso	*28	3-6	0-1	1-2	6	2	2	2	0	0	7	
Williams	*33	3-7	1-3	0-0	2	1	4	2	0	1	7	
Gay	*33	2-9	1-4	2-4	0	0	0	1	0	2	7	
Thomas	22	2-4	0-0	0-0	01	2	3	1	0	3	4	
Shelton	21	6-9	0-0	0-1	7	0	1	2	0	0	12	
Davis	6	0-0	0-0	0-0	2	1	0	0	0	1	0	
Cheriet	7	0-1	0-1	0-0	0	1	0	0	0	0	0	
Team					0							
Totals	200	22-44	4-12	9-13	25	13	10	13	0	11	57	

Halftime: San Diego State 35, San Diego 27. **FG %:** San Diego State 50.0, San Diego 47.5. **3FG%:** San Diego State 33.3, San Diego 25.0. **FT%:** San Diego 71.4, San Diego State 69.2. **Officials:** Rick Batsell, Bruce Hicks, Terry Christman. **Technical:** None.



Game 9

Arizona 69
San Diego State 56

Dec. 10, 2008 ♦ Tucson, Ariz.

McKale Center ♦ Att.: 13,156

TUCSON, Ariz. - Arizona outscored San Diego State 48-30 in the second half to overcome the Aztecs' five-point halftime lead in beating visiting SDSU, 69-56, at McKale Center.

San Diego State dropped its second game of the year despite owning an advantage in rebounds (39-35) and bench scoring (28-0).

All of that went for naught thanks in large part to UA's Jordan Hill, who tallied 25 points, 14 rebounds, four assists and six blocked shots. A 55-percent free-throw shooter coming into the game, Hill connected on 9-of-12 from the charity stripe.

The Aztecs stayed close throughout the first half, never allowing the Wildcats to enjoy a lead of more than five points. With 5:30 left in the half, SDSU made its push and went on a 13-5 run to close out the period and head into the locker room ahead, 26-21.

The second half was a different story as the Wildcats tied the ballgame and eventually opened up an eight-point lead with 10:36 to go in the contest.

San Diego State stayed within striking distance over the course of the next five minutes and it paid off as D.J. Gay knocked down a three-pointer to knot the score at 54 with 5:17 left in the game. Unfortunately for SDSU, the Aztecs would go on to score only two more points the rest of the way behind a pair of Gay free throws. Arizona, meanwhile, tallied 15 points during that same span to come away with the victory.

Tim Shelton led the Aztecs with 13 points and eight rebounds, while Lorenzo Wade had 11 points in his first game of the season. Billy White added 10 points and six rebounds in a losing effort.

SDSU	MP	FG	3FG	FT	R	F	A	T	O	B	S	TP
Spain	*26	2-15	1-7	2-2	7	4	0	2	0	2	7	
White	*29	4-7	0-0	2-3	6	2	1	1	0	1	10	
Amoroso	*15	1-6	0-1	0-1	3	1	0	0	0	1	2	
Williams	*28	1-5	0-4	0-0	5	4	5	3	0	0	2	
Gay	*30	2-8	1-6	2-3	2	0	2	4	0	1	7	
Thomas	13	0-0	0-0	1-2	3	1	3	0	0	1	1	
Shelton	30	6-9	1-1	0-2	8	2	1	1	2	1	13	
Wade	22	5-11	1-6	0-0	2	2	2	3	0	0	11	
Cheriet	7	1-2	1-1	0-0	1	1	0	1	0	0	3	
Team					2							
Totals	200	22-63	5-26	7-13	39	17	14	16	2	7	56	

UA	MP	FG	3FG	FT	R	F	A	T	O	B	S	TP
Budinger	*38	6-15	2-5	0-0	6	3	0	3	0	1	14	
Horne	*34	2-5	0-2	4-4	4	3	0	3	0	3	8	
Hill	*40	8-14	0-0	9-12	14	2	4	1	6	1	25	
Wise	*40	4-11	3-6	2-2	0	1	5	5	0	2	13	
Fogg	*20	3-3	0-0	3-3	6	0	3	1	0	1	9	
Onobun	5	0-1	0-0	0-0	2	0	0	0	0	0	0	
Johnson	16	0-1	0-1	0-0	2	3	2	0	0	1	0	
Judkins	5	0-1	0-0	0-0	0	1	0	2	0	0	0	
Jacobson	2	0-0	0-0	0-0	0	1	0	0	1	0	0	
Team					1							
Totals	200	23-51	5-14	18-21	35	14	14	15	7	9	69	

Halftime: San Diego State 26, Arizona 21. **FG %:** Arizona 45.1, San Diego State 34.9. **3FG%:** Arizona 35.7, San Diego State 19.2. **FT%:** Arizona 85.7, San Diego State 53.8. **Officials:** Randy McCall, Tony Padilla, Rick Batsell. **Technical:** None.

2008-09 San Diego State Recaps



Game 10

**Saint Mary's 67
San Diego State 64**
Dec. 13, 2008 ♦ Anaheim, Calif.
Honda Center ♦ Att.: 14,163

ANAHEIM, Calif. - San Diego State fell to Saint Mary's at the John R. Wooden Classic for the second straight season, this time by a score of 67-64 in front of 14,163 at Honda Center.

SDSU received a 17-point, 10-rebound effort from Tim Shelton, but it wasn't enough to prevent San Diego State from dropping its second straight game.

Both teams stayed within a few points of each other for the first 10 minutes until Patrick Mills sparked a 10-0 run with the game tied at 20. The streak was broken after D.J. Gay laid the ball in to put an end to SDSU's 5:03 scoring drought. Gay's basket led to a 13-7 Aztec spurt to cut the SMC lead to 37-33 at halftime.

In the second period, Saint Mary's held a comfortable lead until SDSU scored eight unanswered points with roughly five minutes left to take a 62-61 lead with 2:26 left in regulation. Mills, however, responded for the Gaels with a jumper and his effort was followed by a Diamon Simpson layup and an Omar Samhan 12-foot jumper as the shot clock wound down, giving SMC a five-point lead with 24 seconds left.

On the ensuing possession, Shelton was fouled in the act of shooting, made the basket, pulling SDSU to within 67-64, and went to the line where he missed the free throw. The freshman got one of his career-high 10 rebounds, missed the put back and numerous Aztec tip attempts failed after that. The ball eventually found Lorenzo Wade at the top the three-point arc and his shot rimmed off giving Saint Mary's the win.

SMC	MP	FG	3FG	FT	R	F	A TO	B	S	TP
O'Leary	*19	1-3	0-0	0-0	6	1	0 2	0	2	2
Simpson	*37	7-10	1-2	5-8	15	1	1 0	0	0	20
Samhan	*27	7-13	0-0	1-1	4	3	2 0	4	0	15
Hughes	*23	2-5	1-2	0-0	1	0	5 4	0	0	5
Mills	*40	6-19	1-8	0-0	4	1	1 1	0	1	13
Smith	1	0-0	0-0	0-0	0	0	0 0	0	0	0
Allen	15	0-2	0-1	0-0	1	4	1 1	0	0	0
Hunter	20	2-3	0-0	2-2	5	4	0 0	0	0	6
McConnell	18	2-6	2-3	0-0	1	3	1 0	0	0	6
Team					7					
Totals	200	27-61	5-16	8-11	44	17	11 8	4	3	67

SDSU	MP	FG	3FG	FT	R	F	A TO	B	S	TP
Spain	*29	5-11	1-3	2-4	7	2	0 0	0	0	13
White	*16	3-4	0-0	0-0	4	1	0 0	0	0	6
Amoroso	*29	1-10	0-1	0-0	6	3	2 1	0	1	2
Williams	*32	4-11	1-2	0-0	2	1	3 2	0	2	9
Gay	*24	2-5	0-0	0-0	0	0	1 0	0	0	4
Thomas	14	0-1	0-1	0-0	0	1	1 0	0	0	0
Shelton	22	7-11	1-2	2-6	10	1	0 0	0	0	17
Wade	19	3-8	2-4	0-2	2	4	3 0	0	0	8
Davis	2	0-0	0-0	0-0	0	0	0 1	0	0	0
Cheriet	13	2-4	1-3	0-0	1	1	0 0	0	0	5
Team					3					
Totals	200	27-65	6-18	4-12	35	14	10 4	0	4	64

Halftime: Saint Mary's 37, San Diego State 31. **FG %:** Saint Mary's 44.3, San Diego State 41.5. **3FG %:** San Diego State 33.3, Saint Mary's 31.3. **FT %:** Saint Mary's 80.0, San Diego State 33.3. **Officials:** Joe Eades, Joe Lindsey, Pat Evans. **Technical:** None.



Game 11

**San Diego State 68
UC Santa Barbara 51**
Dec. 20, 2008 ♦ San Diego, Calif.
Cox Arena ♦ Att.: 5,042

SAN DIEGO - San Diego State snapped a two-game losing streak by defeating UC Santa Barbara, 68-51, at Cox Arena.

The first half was a feeling out period for both teams as they exchanged leads throughout a turnover-filled initial 17 minutes. It wasn't until then SDSU asserted itself by scoring 11 straight points before closing out the half on an 11-2 run to head into the locker room up 35-28.

The Aztecs allowed UCSB to own the offensive boards in the first period, but that quickly changed in the second as SDSU finished with a 9-1 advantage in the category. The increased offensive touches opened up the game and increased San Diego State's lead to double-figures with 10 minutes to go as the Aztecs cruised to the finish line.

San Diego State shot a season-best 53.8 percent from the floor due in large part to Lorenzo Wade's 17-point performance on 6-of-8 shooting. Senior teammate Ryan Amoroso, meanwhile, went 6-for-10 from the floor en route to 13 points.

Kyle Spain added 11 points and Richie Williams filled the stat sheet with six points, four rebounds, a game-high four assists and a season-best five steals.

UCSB	MP	FG	3FG	FT	R	F	A TO	B	S	TP
Devine	*30	7-13	0-1	4-6	2	1	3 1	1	1	18
Byrd	*22	2-4	0-0	0-0	6	0	1 1	0	1	4
Posley	*30	3-8	2-2	0-2	1	1	3 3	0	2	8
Brew	*25	1-3	0-1	0-1	3	1	3 6	0	1	2
Powell	*15	1-5	0-3	0-0	1	5	0 3	0	0	2
Serna	13	2-3	0-0	0-2	1	0	1 0	0	0	4
Quick	1	0-0	0-0	0-0	0	0	0 0	0	0	0
Weiner	7	0-0	0-0	0-0	0	1	0 0	0	0	0
Roemer	17	0-3	0-2	2-2	0	2	4 3	0	1	2
Phlippen	1	0-0	0-0	0-0	0	0	1 0	0	0	0
Nunnally	24	4-7	1-4	0-0	3	2	0 3	0	1	9
Somogyi	15	1-2	0-0	0-0	3	2	0 1	5	1	2
Team					5					
Totals	200	21-48	3-13	6-13	25	16	15 23	6	8	51

SDSU	MP	FG	3FG	FT	R	F	A TO	B	S	TP
Spain	*23	4-7	2-2	1-2	3	1	2 6	0	2	11
Shelton	*26	3-7	0-1	1-1	6	2	1 1	0	1	7
Amoroso	*25	6-10	0-0	1-2	3	1	0 0	0	0	13
Williams	*33	3-8	0-3	0-0	4	2	4 4	0	5	6
Gay	*22	1-2	1-1	1-3	0	1	1 2	0	1	4
Island	1	0-1	0-1	0-0	0	1	0 0	0	0	0
Horton	1	0-0	0-0	0-0	0	1	0 1	0	0	0
Deutschman	2	0-1	0-0	0-0	1	0	0 0	0	0	0
Thomas	12	0-0	0-0	0-0	2	0	1 0	0	0	0
Smith	2	0-0	0-0	0-0	0	0	0 0	0	0	0
Wade	25	6-8	2-3	3-4	2	2	1 3	1	1	17
White	18	3-5	0-0	0-0	4	3	1 2	0	2	6
Cheriet	10	2-3	0-1	0-0	4	1	1 1	0	1	4
Team					2					
Totals	200	28-52	5-12	7-12	31	15	12 21	1	13	68

Halftime: San Diego State 35, UC Santa Barbara 28. **FG %:** San Diego State 53.8, UC Santa Barbara 43.8. **3FG %:** San Diego State 41.7, UC Santa Barbara 23.1. **FT %:** San Diego State 58.3, UC Santa Barbara 46.2. **Officials:** Mark Reischling, Duane Allen, Martin Cota. **Technical:** None.



Game 12

**San Diego State 72
Cal State Northridge 56**
Dec. 22, 2008 ♦ San Diego, Calif.
Cox Arena ♦ Att.: 4,518

SAN DIEGO - Senior forward Kyle Spain reached the 20-point plateau for the third time this season and sophomore guard D.J. Gay matched a season high with 20 points as San Diego State cruised to a 72-56 victory over Cal State Northridge at Cox Arena.

The Aztecs snapped a two-game losing streak in the game preceding Christmas, by using a 21-7 run over the final six minutes of the first half to take control of the game.

Spain poured in a game high 22 points, including a career-high five three-point field goals. Spain also posted his third 22-point game performance of the year. In addition to scoring 20 points, Gay added a game-high tying four assists.

Freshman forward Tim Shelton, making his second consecutive start, responded with a game-high seven rebounds and tied his career high with four assists.

San Diego State led the final 25:29 of the contests, and enjoyed at least a nine point advantage the entire second half.

The Matadors, meanwhile, were led by Deon Tresvant's 18 points and Josh Jenkins' 11.

CSUN	MP	FG	3FG	FT	R	F	A TO	B	S	TP
Galick	*28	1-5	0-0	2-2	4	5	1 2	0	0	4
Daniels	*16	4-4	0-0	0-0	3	0	0 2	0	0	8
Townsend	*28	0-5	0-0	1-2	6	2	2 2	2	1	1
Haynes	*22	3-6	2-4	0-2	1	1	1 1	0	0	8
Jenkins	*28	3-9	1-5	4-6	1	1	3 7	0	2	11
Tresvant	33	7-14	4-9	0-0	4	0	1 1	0	0	18
Osunsanmi	6	1-1	0-0	0-0	1	0	0 0	0	0	2
Mels	15	0-2	0-2	0-0	3	5	1 0	0	2	0
Wallace	4	0-1	0-1	0-0	0	2	1 2	0	1	0
Smith	3	0-0	0-0	0-0	0	1	1 0	0	0	0
Taylor	2	0-0	0-0	0-0	1	0	1 0	0	0	0
Crawford	7	1-2	0-0	0-0	2	2	0 2	0	0	2
Lizarraga	8	1-2	0-0	0-0	0	1	0 1	0	0	2
Team					6					
Totals	200	21-51	7-21	7-12	32	20	12 20	2	6	56

SDSU	MP	FG	3FG	FT	R	F	A TO	B	S	TP
Spain	*30	7-13	5-9	3-3	4	0	2 0	0	1	22
Shelton	*23	2-6	0-0	0-0	7	3	4 2	0	1	4
Amoroso	*19	1-2	0-0	0-0	2	1	0 2	1	0	2
Williams	*27	4-8	1-2	0-0	5	3	3 2	0	4	9
Gay	*32	6-11	3-6	5-8	2	1	4 2	0	0	20
Thomas	9	0-1	0-1	0-0	0	0	1 0	0	1	0
Wade	24	0-3	0-1	2-2	2	0	2 2	1	1	2
White	20	2-3	0-0	0-0	1	3	0 1	0	1	4
Cheriet	16	3-6	0-1	3-3	3	2	0 2	0	0	9
Team					2					
Totals	200	25-53	9-20	13-16	28	13	16 14	2	9	72

Halftime: San Diego State 39, Cal State Northridge 56. **FG %:** San Diego State 47.2, Cal State Northridge 41.2. **3FG %:** San Diego State 45.0, Cal State Northridge 33.3. **FT %:** San Diego State 81.3, Cal State Northridge 58.3. **Officials:** Mike Reed, Kevin Brill, Byrne Haskins. **Technical:** None.

2008-09 San Diego State Recaps



Game 13

San Diego State 93
Arkansas-Pine Bluff 61

Dec. 29, 2008 ♦ San Diego, Calif.
Cox Arena ♦ Att.: 4,441

SAN DIEGO - San Diego State closed out the calendar year and a three-game homestand with a 93-61 victory over Arkansas-Pine Bluff at Cox Arena.

The Aztecs found themselves down by six points with just under nine minutes to play and later closed the first half on a 24-4 run to go into the locker room up, 46-30.

In the second half it was all San Diego State as the home team never allowed the Golden Lions, who were playing their 11 straight road game to open the season, to get closer than 13 points the rest of the way.

SDSU had five players score in double figures led by Kyle Spain's 15 points and Mehdi Cheriet's career-high 14. Cheriet posted a new personal best and added three rebounds in just 16 minutes off the bench.

Ryan Amoroso contributed 13 points on 6-of-9 shooting for the Aztecs, while Lorenzo Wade and D.J. Gay scored 12 apiece.

Altogether 12 San Diego State players scored, including Tim Island (4), Bryce Smith (3) and Bryan Horton (1). The trio finished with season best numbers for scoring in the game.

UAPB	MP	FG	3FG	FT	R	F	A	TO	B	S	TP
Montgomery	*24	3-6	1-3	1-1	1	3	1	5	0	1	8
Weathers	*20	3-8	1-3	0-0	4	5	2	1	1	0	7
Calvin	*40	3-8	0-0	0-0	4	4	4	5	0	2	6
Washington	*22	1-4	0-0	2-2	1	3	3	4	1	2	4
Townsend	*18	2-3	0-1	0-0	2	1	0	0	0	1	4
Ooteseay	4	0-0	0-0	0-0	0	0	0	1	0	1	0
Brooks	15	1-4	1-1	0-0	2	1	2	0	0	1	3
Jones	4	0-0	0-0	0-0	0	0	0	0	0	0	0
Davis	17	2-2	0-0	3-4	6	3	0	1	1	0	7
Livisay	6	3-3	0-0	0-1	0	0	0	0	0	0	6
Parks	22	5-11	2-6	0-0	3	1	2	1	0	0	12
Barnett	3	1-3	0-0	0-0	1	0	0	0	0	0	2
Kennedy	5	1-2	0-0	0-0	0	1	0	0	0	0	2
Team					2						
Totals		200	25-54	5-14	6-8	26	22	14	21	3	8 61

SDSU	MP	FG	3FG	FT	R	F	A	TO	B	S	TP
Spain	*23	4-9	2-5	5-6	6	0	1	2	0	2	15
Shelton	*23	3-8	0-0	3-3	6	2	0	0	0	0	9
White	*17	2-3	0-0	2-3	1	1	1	2	0	0	6
Williams	*23	1-3	0-1	0-0	4	2	6	2	0	2	2
Gay	*23	4-5	3-4	1-1	0	0	0	2	0	3	12
Island	5	1-3	0-1	2-2	3	0	0	0	0	1	4
Horton	6	0-2	0-1	1-2	0	0	0	1	0	0	1
Deutchman	4	0-1	0-1	0-0	0	0	1	0	0	0	0
Thomas	14	1-2	0-1	0-0	2	0	1	1	0	2	2
Smith	6	1-3	1-3	0-0	1	0	0	0	0	0	3
Wade	21	3-8	0-0	6-8	7	0	2	2	3	2	12
Cheriet	16	4-5	2-2	4-4	3	5	1	0	0	0	14
Amoroso	19	6-9	1-1	0-2	4	1	0	0	1	1	13
Team					1						
Totals		200	30-61	9-20	31	38	11	13	12	4	13 93

Halftime: San Diego State 46, Arkansas-Pine Bluff 30. **FG %:** San Diego State 49.2, Arkansas-Pine Bluff 46.3. **3FG %:** San Diego State 45.0, Arkansas-Pine Bluff 35.7. **FT %:** San Diego State 77.4, Arkansas-Pine Bluff 75.0. **Officials:** Bill Kennedy, Jimmy Casas, Ken Neilson. **Technical:** None.



Game 14

San Diego State 61
Air Force 44

Jan. 3, 2009 ♦ USAFA, Colo.
Clune Arena ♦ Att.: 2,564

USAF ACADEMY, Colo. - D.J. Gay scored 15 points to lead San Diego State past Air Force, 61-44, at Clune Arena in the Mountain West Conference opener for both schools.

Gay hit a pair of three-pointers on consecutive possessions to key a 9-0 run midway through the second half to give SDSU a 45-36 lead with 8:44 remaining. The Falcons had opened the second half on a 10-5 run to tie the score at 36 prior to the run.

San Diego State's defense and rebounding took over the game from that point. The Aztecs held Air Force to just one field goal over the last 8:16 of the game, while hitting 6-of-9 free throws from that point. San Diego State grabbed the offensive rebound on each of the misses and scored on two of the possessions.

The Aztecs finished the game outrebounding Air Force, 40-27. SDSU grabbed 13 offensive rebounds while holding the Falcons to just 32.0 percent shooting in the game, including a 23.1 clip in the second half. The Aztecs hit 45.7 percent in the game, including a 54.2 clip in the first half as they built a 31-26 halftime lead.

Lorenzo Wade came off the bench to add 12 points and season-high numbers of 11 rebounds and eight assists, while Tim Shelton chipped in with eight points and 11 rebounds for San Diego State.

Air Force was led by Matt Holland, who was the only Falcon in double figures, with 17 points. Grant Parker added nine points and Anwar Johnson chipped in with six points and six rebounds.

SDSU	MP	FG	3FG	FT	R	F	A	TO	B	S	TP
Spain	*12	1-4	1-3	0-0	1	2	0	2	1	0	3
Shelton	*35	4-7	0-1	0-1	11	0	1	2	3	0	8
White	*30	5-6	0-0	1-3	4	2	1	1	2	1	11
Williams	*33	1-4	1-3	2-2	3	3	3	1	0	1	5
Gay	*36	5-12	4-9	1-2	4	1	1	0	0	0	15
Horton	1	0-0	0-0	0-0	0	1	1	0	0	0	0
Thomas	5	0-1	0-0	0-0	1	1	0	0	0	0	0
Smith	1	1-1	1-1	0-0	0	0	0	0	0	0	3
Wade	31	2-5	1-2	7-9	11	3	8	2	0	1	12
Cheriet	11	1-4	0-2	0-0	1	0	1	1	0	0	2
Amoroso	5	1-2	0-0	0-0	1	1	0	0	1	0	2
Team					3						
Totals		200	21-46	8-21	11-17	40	14	16	10	7	3 61

AFA	MP	FG	3FG	FT	R	F	A	TO	B	S	TP
Henke	*35	2-10	0-5	0-0	6	4	1	1	1	1	4
Holland	*30	7-10	3-5	0-0	2	1	0	0	1	0	17
McLain	*15	0-1	0-0	0-0	5	3	2	0	0	0	0
Washington	*22	1-5	0-0	1-2	1	0	3	1	0	0	3
Johnson	*36	2-9	0-0	2-3	6	3	1	2	0	0	6
Atkins	2	0-0	0-0	1-2	2	0	0	0	0	0	1
Stewart	14	1-3	1-1	0-0	1	0	0	0	0	0	3
Merriex	21	0-2	0-1	1-2	0	3	0	0	0	0	1
Parker	25	3-10	1-4	2-2	2	3	0	2	0	0	9
Team					2						
Totals		200	16-50	5-16	7-11	27	17	7	6	2	1 44

Halftime: San Diego State 31, Air Force 26. **FG %:** San Diego State 45.7, Air Force 32.0. **3FG %:** San Diego State 38.1, Air Force 31.3. **FT %:** San Diego State 64.7, Air Force 63.6. **Officials:** Eddie Jackson, Kelly Self, Mike Reed. **Technical:** None.



Game 15

San Diego State 72
Utah 63

Jan. 10, 2009 ♦ San Diego, Calif.
Cox Arena ♦ Att.: 6,256

SAN DIEGO - Scoreless for nearly the first three minutes of the game, San Diego State went on a 10-0 run and never looked back as it defeated Utah at home for the third straight season, 72-63, to extend its winning streak to five and stop the Utes' streak at four.

Utah scored the first three points of the game, but a D.J. Gay three-pointer and seven straight points by Ryan Amoroso keyed the 10-0 spurt. The Aztec lead grew to as much as 11 in the first half and the home team eventually went into the locker room at half-time ahead 33-26.

Early in the second half, Utah's Lawrence Borha nailed a three-pointer to pull the Utes to within five points of the Aztecs at 40-35, but SDSU responded with five unanswered points of its own to keep the visitors at bay. From that point forward, San Diego State never allowed Utah to get closer than seven points as the Aztecs cruised to the nine-point victory.

Amoroso, who came off the bench and shared game-high honors in points and rebounds, finished with 17 and 8, respectively. Senior teammate Lorenzo Wade made his first start of the season and responded with 11 points and six rebounds, while Gay scored in double figures for the fourth straight game with his 11 points. The sophomore guard also added three rebounds, four assists and a career-high tying three steals.

Leading the way for Utah was Luke Nevill, who kept below his season averages in scoring and rebounding by Amoroso. The center ended his afternoon with 17 points and seven rebounds.

Utah	MP	FG	3FG	FT	R	F	A	TO	B	S	TP
Tillie	*19	0-1	0-0	0-0	8	3	0	1	0	0	0
Nevill	*32	4-6	0-0	9-10	7	3	1	3	1	0	17
Drca	*24	3-7	1-3	0-0	4	3	1	2	0	0	7
Borha	*33	4-10	1-5	2-3	5	2	1	3	0	0	11
Brown	*29	4-12	0-2	0-0	4	2	2	5	1	0	8
Cyphers	1	0-0	0-0	0-0	0	1	0	0	0	0	0
Tavita	1	0-0	0-0	0-0	0	0	0	0	0	0	0
Green	29	5-12	3-9	0-0	8	4	1	0	1	1	13
Kepkay	31	3-6	1-4	0-0	1	2	1	1	0	0	7
Grim	1	0-0	0-0	0-0	0	0	0	0	0	0	0
Team					1	1	1				
Totals		200	23-54	6-23	11-13	38	21	7	16	3	1 63

SDSU	MP	FG	3FG	FT	R	F	A	TO	B	S	TP
Shelton	*28	3-6	0-1	0-2	3	2	0	0	1	1	6
Wade	*30	5-10	0-0	1-1	6	2	2	4	1	0	11
White	*19	2-4	0-1	4-7	1	1	1	1	2	2	8
Thomas	*4	0-1	0-0	0-0	0	1	1	1	0	0	0
Gay	*33	3-8	1-3	4-5	3	0	4	0	0	3	11
Williams	32	3-7	0-1	2-2	6	4	1	0	0	2	8
Spain	23	3-13	0-5	3-4	3	0	1	0	0	1	9
Cheriet	5	1-2	0-1	0-0	1	0	0	0	0	0	2
Amoroso	26	6-11	2-2	3-3	8	2	0	0	0	0	17
Team					1						
Totals		200	26-62	3-14	17-24	32	12	10	6	4	9 72

Halftime: San Diego State 33, Utah 26. **FG %:** Utah 42.6, San Diego State 41.9. **3FG %:** Utah 26.1, San Diego State 21.4. **FT %:** Utah 84.6, San Diego State 70.8. **Officials:** Mike Scyphers, Larry Spaulding, Mike Giarratano. **Technical:** Utah-Team.

2008-09 San Diego State Recaps



Game 16

Wyoming 83
San Diego State 79

Jan. 14, 2009 ♦ Laramie, Wyo.
Arena-Auditorium ♦ Att.: 5,568

LARAMIE, Wyo. - San Diego State had its five-game winning streak snapped after it fell to Wyoming, 83-79. Four Aztecs scored in double figures, but SDSU committed 16 turnovers and allowed the Cowboys to shoot 56.0 percent from the field in the loss.

The game was tight from the outset as the largest lead of the first half was the Aztecs' five-point advantage early in the game. In the opening period alone, there were 12 ties and 10 lead changes. The last of the lead changes came off a Tim Shelton put-back after Richie Williams missed the second of two free throws. Shelton's bucket at the end of the half gave San Diego State a 38-37 lead.

The second half featured more back-and-forth action with Wyoming finally taking a six-point lead with 16:11 to go in the game. SDSU managed to keep it close over the course of the next eight minutes and enjoyed a 69-67 lead with 7:42 left in regulation.

The Cowboys responded with eight straight points and went on a 14-6 run to move ahead, 81-75, with 1:43 to go in the game.

Kyle Spain knocked down a three to cut the SDSU deficit in half and later connected on one of two free throws to bring the Aztecs to within two at 81-79. A layup by Tyson Johnson, however, sealed San Diego State's fate and provided the final four-point margin.

Spain and Billy White led the Aztecs with 16 points apiece, while Richie Williams and Matt Thomas had 12 and 11 points, respectively. White added a team-best eight rebounds and Williams dished out a game-high nine assists.

Brandon Ewing led Wyoming with 24 points and six assists and Johnson added 22 points and 10 boards.

SDSU	MP	FG	3FG	FT	R	F	A	TO	B	S	TP
Spain	*19	3-6	3-5	7-11	5	4	0	3	0	1	16
Shelton	*25	3-5	0-1	2-3	3	4	1	1	0	1	8
White	*28	8-12	0-0	0-2	8	2	0	4	1	1	16
Williams	*37	4-11	1-4	3-5	4	4	9	1	0	3	12
Gay	*32	2-7	2-6	0-0	4	3	1	3	0	0	6
Horton	7	0-1	0-0	0-0	0	1	0	0	0	0	0
Thomas	25	3-5	1-2	4-4	1	2	1	2	0	2	11
Cheriet	6	1-2	0-1	0-0	2	1	0	0	1	0	2
Amoroso	21	4-11	0-1	0-1	7	1	1	2	2	0	8
Team					1						
Totals	200	28-60	7-20	16-26	35	22	13	16	4	8	79

Wyoming	MP	FG	3FG	FT	R	F	A	TO	B	S	TP
Muojek	*31	4-6	2-3	3-6	3	2	2	3	0	1	13
Johnson	*37	8-10	1-1	5-6	10	3	5	0	0	0	22
Waddell	*14	1-2	0-0	0-0	0	5	0	4	2	2	2
Ogirri	*38	3-6	2-5	4-5	2	3	4	1	1	1	12
Ewing	*38	7-14	0-2	10-12	4	0	6	2	0	1	24
Linskens	13	2-3	0-0	0-0	3	2	0	0	0	0	4
Thiam	16	2-8	0-1	0-0	4	5	1	1	1	1	4
Davis	13	1-1	0-0	0-0	2	1	0	0	0	0	2
Team					2						
Totals	200	28-50	5-12	22-29	31	20	17	14	4	6	83

Halftime: San Diego State 38, Wyoming 37. **FG %:** Wyoming 56.0, San Diego State 46.7. **3FG %:** Wyoming 41.7, San Diego State 35.0. **FT %:** Wyoming 75.9, San Diego State 61.5. **Officials:** Scott Thornley, Randy McCall, Bill Gracey. **Technical:** None.



Game 17

San Diego State 81
New Mexico 76

Jan. 21, 2009 ♦ San Diego, Calif.
Cox Arena ♦ Att.: 8,001

SAN DIEGO - San Diego State extended its home winning streak to seven games with its 81-76 victory over New Mexico.

Despite a slow start and shaky ending, the Aztecs were propelled to victory thanks in large part to the starting senior tandem of Kyle Spain and Lorenzo Wade.

Spain finished the first half with 14 points and completed his evening with a career-high 30 points behind the strength of 8-for-12 shooting (3-6 3FG) and an 11-for-14 effort from the free-throw line. Wade, meanwhile, had a season-best 21 points after going 12-for-15 from the charity stripe.

New Mexico enjoyed an early 16-5 lead nearly seven minutes into the game. The Aztecs, however, went on to close the opening period by outscoring the Lobos, 32-18, to rally from an 11-point deficit and take a 37-32 lead into the locker room.

At the start of the second half, New Mexico stayed within striking distance until Mehdi Cheriet sparked a 14-6 run to open up an Aztec 61-48 lead with 8:20 remaining. In fact, SDSU enjoyed two additional 13-point advantages down the stretch, but was pushed to the brink when the Lobos went on a 21-11 run to come within two points with 40 seconds to go in the game.

With both teams in the double bonus, New Mexico fouled Wade twice in the final 33 seconds and the senior calmly knocked down all four free throws to seal the victory and provide the five-point winning margin.

UNM	MP	FG	3FG	FT	R	F	A	TO	B	S	TP
Martinez	*29	3-10	1-6	2-2	5	4	0	1	0	0	9
Danridge	*30	5-12	0-1	4-6	5	5	4	2	0	3	14
Faris	*26	1-4	0-0	5-8	5	5	0	2	1	1	7
Gary	*24	3-6	0-2	4-6	1	3	1	3	0	1	10
McDonald	*28	7-10	1-3	2-4	6	4	1	2	0	2	17
Hardeman	6	0-0	0-0	1-2	0	0	0	0	1	2	1
Wills	14	1-1	0-0	2-2	1	2	1	0	0	0	4
Garth	20	3-5	2-3	1-2	1	4	5	3	0	1	9
Brown	12	0-0	0-0	0-1	0	2	0	1	0	0	0
Toppert	11	1-2	1-2	2-2	0	4	0	0	0	0	5
Team					3						
Totals	200	24-50	5-17	23-35	27	33	12	14	2	10	76

SDSU	MP	FG	3FG	FT	R	F	A	TO	B	S	TP
Spain	*33	8-12	3-6	11-14	8	2	4	3	1	0	30
Wade	*32	4-7	1-2	12-15	0	3	2	5	0	2	21
White	*25	4-5	0-0	0-0	3	3	0	1	0	2	8
Amoroso	*16	1-5	0-1	0-1	2	2	0	5	0	0	2
Williams	*30	1-4	1-4	0-0	3	5	4	2	0	1	3
Thomas	3	0-1	0-0	0-0	0	2	0	0	0	0	0
Gay	21	0-4	0-4	0-0	2	2	2	2	0	0	0
Shelton	27	1-2	0-0	3-6	3	3	3	0	0	0	5
Cheriet	13	4-6	2-3	2-3	6	3	2	1	0	0	12
Team					4						
Totals	200	23-46	7-20	28-39	31	25	17	21	1	5	81

Halftime: San Diego State 37, New Mexico 32. **FG %:** San Diego State 50.0, New Mexico 48.0. **3FG %:** San Diego State 35.0, New Mexico 29.4. **FT %:** San Diego State 71.8, New Mexico 65.7. **Officials:** Dan Chrisman, Ruben Ramos, Verne Harris. **Technical:** None.



Game 18

Brigham Young 77
San Diego State 71

Jan. 24, 2009 ♦ Provo, Utah
Marriott Center ♦ Att.: 13,871

PROVO, Utah - San Diego State fell for the second time in three games as it dropped a 77-71 decision to Brigham Young at Marriott Center.

San Diego State trailed by as many as 12 points in the first half, but were kept in the game by forwards Lorenzo Wade and Mehdi Cheriet as the Aztecs went into halftime down by nine, 41-32. Wade, who had 14 points in the opening 20 minutes, hit a three-pointer with three seconds left to cut the BYU margin to single digits. Cheriet, meanwhile, came off the bench and scored six points in 10 minutes.

In the second half, San Diego State failed to get key stops when it needed them throughout the period. Nearly every time the Aztecs cut the Cougar lead to single digits, Brigham Young had an answer.

With under six minutes to go following a Lee Cumard three, SDSU went on a 13-5 run jump-started by Wade, bringing the Aztecs to within four at 70-66. On the ensuing inbound pass, Richie Williams stole the ball near midcourt and was called for a questionable backcourt violation.

On the very next possession, BYU's Jonathan Tavernari nailed a three and added two more free throws on the Cougars' next possession to seal the outcome for the home team.

Wade finished with a game-high 18, while Cheriet ended with 14. Tim Shelton chipped in with 11 points and Williams posted nine points and a team-best six rebounds, six assists and five steals for SDSU.

SDSU	MP	FG	3FG	FT	R	F	A	TO	B	S	TP
Spain	*16	2-5	1-3	0-0	2	3	1	1	0	0	5
Wade	*34	7-18	2-3	2-2	2	3	1	2	0	1	18
White	*22	2-2	0-0	1-2	2	1	2	0	1	0	5
Amoroso	*16	1-4	0-0	2-4	1	0	0	0	0	0	4
Williams	*34	3-8	2-2	1-2	6	1	6	3	0	5	9
Thomas	7	0-0	0-0	0-0	1	2	1	0	0	0	0
Gay	29	1-5	1-3	2-2	0	3	2	0	0	2	5
Shelton	23	4-9	0-0	3-4	2	2	1	2	0	0	11
Cheriet	19	6-8	1-3	1-1	3	0	0	1	0	0	14
Team					5						
Totals	200	26-59	7-14	12-17	24	15	14	9	1	8	71

BYU	MP	FG	3FG	FT	R	F	A	TO	B	S	TP
Cumard	*38	6-11	3-4	1-2	10	2	6	4	1	0	16
Tavernari	*36	5-10	4-7	2-2	4	2	3	1	1	1	16
Miles	*24	3-3	0-0	2-3	1	4	1	1	0	0	8
Emery	*27	3-9	2-5	1-1	5	1	2	1	0	1	9
Fredette	*27	3-6	0-3	2-2	6	0	4	4	0	1	8
Abouo	2	1-1	0-0	0-0	0	0	0	1	0	0	2
Morgan, Jr.	28	4-5	2-2	2-2	0	1	5	3	0	0	12
Anderson	7	2-3	0-0	0-0	1	3	0	1	2	0	4
Hartsock	4	0-1	0-0	0-0	1	0	1	0	0	1	0
MacGregor	7	1-1	0-0	0-0	2	3	0	1	0	0	2
Team					5						
Totals	200	28-50	11-21	10-12	35	16	22	17	4	4	77

Halftime: Brigham Young 41, San Diego State 32. **FG %:** Brigham Young 56.0, San Diego State 44.1. **3FG %:** Brigham Young 52.4, San Diego State 50.0. **FT %:** Brigham Young 83.3, San Diego State 70.6. **Officials:** Mike Reed, Shawn Lehigh, Bobby McRoy. **Technical:** None.

2008-09 San Diego State Recaps



Game 19

San Diego State 67
TCU 50

Jan. 28, 2009 ♦ San Diego, Calif.
Cox Arena ♦ Att.: 6,659

SAN DIEGO - San Diego State limited TCU to 25.0 percent shooting in the first half and 30.6 percent for the game as the Aztecs defeated the Horned Frogs, 67-50, in a match-up between two the Mountain West Conference's elite.

The first half was a close game until TCU's Edvinas Ruzgas connected on a three with 7:22 remaining. His three gave the Horned Frogs a 20-16 lead, but the Aztec defense stifled the visitors as TCU was held without a field goal for the rest of the half.

At the same time, San Diego State went on a 14-0 run following the Ruzgas three and the Aztecs opened up a 10-point, 30-20 lead with 2:48 left in the first. Oddly enough, Ruzgas snapped the streak with two free throws and his teammate Keion Mitchem followed with two more before Ryan Amoroso nailed a jumper to give SDSU a 32-24 lead at the half.

After trading baskets to open the final 20 minutes, the Aztecs went on another 14-0 spurt to move ahead by 22 at 51-29 with 13:38 to go in the game. TCU managed to cut the lead to 14 with just over 10 minutes to play, but San Diego State answered with a 14-4 explosion to increase its lead to 24 to effectively put a lid on the game.

Lorenzo Wade led all scorers with 18 points and senior teammate Richie Williams added 13 points, a career-high nine rebounds, a game-high six assists, two steals and a blocked shot. Additionally, classmate Ryan Amoroso chipped in 12 points and five rebounds in a winning effort.

TCU	MP	FG	3FG	FT	R	F	A TO	B	S	TP
Buljan	*31	4-9	0-3	6-6	5	1	0 2	1	2	14
Langford	*36	2-7	0-0	4-7	7	1	1 2	3	1	8
Ebie	*39	2-10	1-3	1-2	4	1	2 3	0	0	6
Ruzgas	*30	3-8	2-5	2-2	2	1	1 0	0	0	10
Mitchem	*29	0-5	0-4	2-2	6	1	2 3	1	0	2
Moss	22	4-9	1-1	1-4	2	3	3 3	0	1	10
Butler	11	0-1	0-1	0-0	1	1	0 1	0	1	0
Ortiz	2	0-0	0-0	0-0	0	0	0 0	0	0	0
Team					5					
Totals	200	15-49	4-17	16-23	32	9	9 16	5	5	50

SDSU	MP	FG	3FG	FT	R	F	A TO	B	S	TP
Spain	*25	1-6	0-2	2-2	3	3	1 4	2	1	4
Wade	*33	8-16	1-3	1-3	5	1	5 1	1	1	18
White	*12	4-5	0-0	0-0	5	4	0 1	3	0	8
Amoroso	*22	6-8	0-0	0-0	5	3	1 4	0	1	12
Williams	*32	5-11	3-5	0-0	9	2	6 3	1	2	13
Island	2	0-1	0-0	0-0	1	0	0 0	0	0	0
Horton	2	0-1	0-0	0-0	0	0	0 1	0	0	0
Deutchman	2	0-0	0-0	0-0	0	1	0 0	0	0	0
Thomas	9	1-2	0-1	0-0	1	0	0 0	0	2	2
Gay	16	0-1	0-1	0-0	2	0	0 0	0	0	0
Shelton	21	2-3	0-0	0-0	2	1	2 0	0	1	4
Smith	3	0-1	0-0	0-0	1	1	0 0	0	0	0
Cheriet	21	3-7	0-3	0-0	0	2	0 0	0	2	6
Team					4					
Totals	200	30-62	4-15	3-5	38	18	15 14	7	10	67

Halftime: San Diego State 32, TCU 24. **FG %:** San Diego State 48.4, TCU 30.6. **3FG%:** San Diego State 26.7, TCU 23.5. **FT%:** TCU 69.6, San Diego State 60.0. **Officials:** Mark Reischling, Mike Scyphers, Kelly Self. **Technical:** None.



Game 20

San Diego State 78
Colorado State 59

Jan. 31, 2009 ♦ Fort Collins, Colo.
Moby Arena ♦ Att.: 4,009

FORT COLLINS, Colo. - San Diego State led wire-to-wire and won its fourth straight game at Moby Arena as the Aztecs downed Colorado State, 78-59, to run its overall winning streak to two games.

D.J. Gay started the game off with a three-pointer and sophomore classmate Billy White faked a baseline move only to drive the middle for a two-handed dunk to go ahead 5-0, giving SDSU a lead it would not relinquish.

Later in the half, the Aztecs closed out the opening 20 minutes of action on a 9-4 run to enjoy a 35-24 lead at halftime. The 11-point lead was due in large part to the balanced scoring attack led by Lorenzo Wade's nine points. Overall, seven of the eight players who logged playing time scored en route to shooting 52.0 percent from the field.

In the second half, San Diego State shot a red-hot 61.5 percent and were led by Wade's 6-of-9 performance. At one point early in the period, the senior scored eight straight points to increase SDSU's lead to 43-30 with 16:58 left.

With under 10 minutes to play, the Aztecs blew the game open with a 15-2 run to open up a 23-point lead as they cruised to the finish line.

Wade finished with a season-high 25 points, his second 20-point game in his last four outings. Kyle Spain added 15 points and a game-high eight rebounds, while Gay and White both scored 10 points.


SDSU shot a season-best 56.9 percent from the field.

SDSU	MP	FG	3FG	FT	R	F	A TO	B	S	TP
Shelton	*15	2-2	0-0	1-2	1	0	1 1	0	0	5
Wade	*36	10-16	2-3	3-3	4	1	2 2	0	1	25
White	*16	4-8	0-0	2-2	2	5	2 3	0	1	10
Williams	*26	1-2	1-1	0-0	2	3	3 5	0	3	3
Gay	*32	4-7	2-4	0-0	0	0	1 1	0	0	10
Horton	3	0-0	0-0	0-0	0	0	0 0	0	0	0
Spain	27	4-9	2-5	5-6	8	1	2 2	1	1	15
Thomas	26	1-2	0-0	2-2	4	2	0 1	1	4	4
Cheriet	19	3-5	0-1	0-2	3	3	1 0	0	0	6
Team					2					
Totals	200	29-51	7-14	13-17	26	15	12 15	2	10	78

CSU	MP	FG	3FG	FT	R	F	A TO	B	S	TP
McFarland	*18	1-6	0-2	0-0	4	2	1 0	2	0	2
Ogide	*23	2-6	0-0	2-2	5	1	1 6	1	1	6
Carr	*25	1-6	0-3	0-0	0	1	2 3	0	0	2
Nigon	*11	0-1	0-0	3-4	0	1	0 2	0	1	3
Gardner	*30	5-7	2-2	0-0	1	0	0 2	0	1	12
Franklin	22	2-4	0-0	1-1	5	3	0 2	0	0	5
Walker	27	5-11	0-5	2-2	3	0	3 2	0	0	12
Perry	16	3-7	2-4	2-2	3	1	3 2	1	0	10
Dunn	11	0-0	0-0	0-0	1	1	0 0	0	0	0
Bocar Ba	5	1-3	0-0	0-0	3	2	1 1	0	0	2
Vandervieren	12	2-2	0-0	1-2	2	3	0 0	0	0	5
Team					2					
Totals	200	22-53	4-16	11-13	29	15	11 20	4	3	59

Halftime: San Diego State 35, Colorado State 24. **FG %:** San Diego State 56.9, Colorado State 41.5. **3FG%:** San Diego State 50.0, Colorado State 25.0. **FT%:** Colorado State 84.6, San Diego State 76.5.

Officials: Bobby Vetkoetter, Bobby Jacobs, Jimmy Casas. **Technical:** None.



Game 21

San Diego State 68
UNLV 66 (ot)

Feb. 3, 2009 ♦ Las Vegas, Nev.
Thomas & Mack Center ♦ Att.: 14,137

LAS VEGAS - In a game between two the Mountain West Conference's three first-place teams, San Diego State went on the road and defeated UNLV, 68-66, in overtime to snap the Runnin' Rebels' 27-game home winning streak against conference foes.

With Tim Shelton back in San Diego due to a sore knee, an ill Lorenzo Wade and the questionable health of seniors Richie Williams (knee) and Ryan Amoroso (back), SDSU came out of the gates early and led by six with just five minutes gone by.

The Aztecs eventually stretched their lead to 10, at 24-14 with 5:06 remaining in the half, but UNLV answered with a 14-6 run to go into halftime down 30-28.

Much like the first half, SDSU asserted itself early and outscored the Runnin' Rebels 18-12 to take a 48-40 lead midway through the second period. UNLV, however, responded with a 15-2 scoring run to take a 54-50 lead with 5:32 to go in regulation. With SDSU down 59-58, Billy White knocked down 1-of-2 free throws with 10 seconds left to force overtime.

In the extra session, Kyle Spain took over for the Aztecs as he scored eight of his game-high 17 points in the extra session. The senior hit a three, made a huge open-court steal and was fouled on the dunk attempt and converted the two free-throws and knocked down another three to give SDSU a four-point lead that it would not relinquish.

Joining Spain in double figures were Billy White and Wade, who each had 12 points, and D.J. Gay, who had 10. White also had a game-high seven boards.

SDSU	MP	FG	3FG	FT	R	F	A TO	B	S	TP
Spain	*33	5-10	3-6	4-4	5	2	4 2	0	5	17
Wade	*40	3-16	0-7	6-8	4	4	1 5	1	0	12
White	*35	4-6	0-0	4-6	7	3	2 1	1	1	12
Cheriet	*30	2-5	0-2	0-0	3	4	1 2	1	1	4
Gay	*35	2-4	1-2	5-6	2	2	2 2	0	0	10
Williams	26	3-3	1-1	2-4	5	4	2 3	0	1	9
Thomas	13	1-1	0-0	0-0	4	2	0 1	0	0	2
Amoroso	13	1-4	0-2	0-0	5	3	0 0	0	0	2
Team					4			1		
Totals	200	21-49	5-20	21-28	39	24	12 17	3	8	68

UNLV	MP	FG	3FG	FT	R	F	A TO	B	S	TP
Rougeau	*38	4-7	0-1	3-5	7	4	0 5	2	2	11
Santee	*16	2-4	0-0	0-1	2	3	0 2	0	1	4
Adams	*39	4-15	2-5	6-8	4	4	2 4	0	1	16
Willis	*36	1-8	1-2	5-8	6	4	2 1	0	0	8
Darger	*35	3-6	3-6	0-0	5	1	0 0	1	0	9
Bellfield	28	3-8	0-1	5-6	3	2	6 2	0	0	11
Wallace	14	1-4	0-2	0-1	0	0	1 0	1	2	2
Rutledge	13	1-3	1-3	2-2	3	1	0 0	0	2	5
Massamba	4	0-0	0-0	0-0	0	1	0 0	0	0	0
Mitchell	2	0-1	0-0	0-0	0	0	0 0	0	0	0
Team					6					
Totals	200	19-56	7-20	21-31	36	20	11 14	4	8	66

Halftime: San Diego State 30, UNLV 28. **End of Regulation:** San Diego State 59, UNLV 59. **FG %:** San Diego State 42.9, UNLV 33.9. **3FG%:** UNLV 35.0, San Diego State 25.0. **FT%:** San Diego State 75.0, UNLV 67.7. **Officials:** David Hall, Tom O'Neill, Eric Curry. **Technical:** None.

2008-09 San Diego State Recaps



Game 22

San Diego State 65
Air Force 34

Feb. 7, 2009 ♦ San Diego, Calif.
Cox Arena ♦ Att.: 9,116

SAN DIEGO - San Diego State returned from a two-game road trip and led wire-to-wire in defeating and completing its first season sweep of Air Force since 2003 with its 65-34 victory.

The 34 points allowed was a school record for a Mountain West Conference game and a Cox Arena record. The 31-point margin of victory, meanwhile, was a school record for an MWC contest.

San Diego State opened the game on a 12-2 run and never looked back during a first half in which the Aztecs held the Falcons to just 14 points. Leading the way for SDSU was Richie Williams, who had nine points in the period and broke the school and conference record for career steals with his second of the game right before the Aztecs went into the locker room ahead, 33-14.

SDSU continued to apply the pressure on the Academy and used an 18-6 run to begin the second half to move ahead by 31 at 51-20 with 12:06 remaining. San Diego State would later increase its lead to 33 points with 2:31 left in the game before settling for the 31-point win.

The Aztecs were led by Billy White's game-high 15 points and career-high four assists. Williams finished his evening with 12 points, three rebounds, game-high five assists and four steals, while D.J. Gay added 10 points for a third straight game.

AFA	MP	FG	3FG	FT	R	F	A TO	B	S	TP
Holland	*29	3-6	1-4	0-0	5	2	1 1	0	1	7
Johnson	*29	1-6	0-0	1-4	4	2	4 2	0	0	3
Schaefer	*26	1-4	0-0	0-2	4	1	0 4	3	0	2
Provost	*10	0-2	0-1	0-1	1	1	0 1	0	0	0
Stewart	*15	0-3	0-1	0-1	1	1	0 1	0	0	0
Henke	24	2-7	0-3	0-1	2	0	2 7	0	1	4
Atkins	2	0-1	0-1	0-0	1	0	0 0	0	0	0
Noonan	7	0-1	0-1	2-2	3	0	0 1	0	0	2
Fow	5	0-0	0-0	0-0	0	0	0 0	0	0	0
Hempsey	14	1-1	1-1	0-0	1	3	0 1	0	1	3
McLain	6	0-0	0-0	0-0	1	0	0 0	0	0	0
Washington	25	4-9	0-1	2-3	5	3	1 2	3	0	10
Parker	8	1-2	1-2	0-0	1	3	0 0	0	0	3
Team					5					
Totals	200	13-42	3-15	5-13	32	17	8 19	6	3	34

SDSU	MP	FG	3FG	FT	R	F	A TO	B	S	TP
Spain	*27	4-11	1-6	0-0	8	1	1 3	1	1	9
White	*26	6-7	0-0	3-5	6	4	4 1	1	1	15
Cheriet	*24	2-5	0-3	2-3	1	1	0 0	0	1	6
Williams	*27	4-7	3-4	1-1	3	1	5 1	0	4	12
Gay	*32	2-7	2-7	4-4	2	1	1 0	0	1	10
Island	5	0-2	0-1	0-1	0	0	0 0	0	0	0
Horton	8	1-3	0-0	0-0	1	1	0 0	0	0	2
Deutschman	3	0-0	0-0	0-0	2	0	0 0	0	0	0
Thomas	23	1-2	0-1	2-2	6	2	3 0	0	2	4
Smith	4	0-1	0-1	0-0	0	1	0 0	0	1	0
Amoroso	21	3-9	1-2	0-0	3	2	1 1	0	0	7
Team					4					
Totals	200	23-54	7-25	12-16	36	14	15 6	2	11	65

Halftime: San Diego State 33, Air Force 14. **FG %:** San Diego State 42.6, Air Force 31.0. **3FG%:** San Diego State 28.0, Air Force 20.0. **FT%:** San Diego State 75.0, Air Force 38.5. **Officials:** Jim Stupin, Larry Spaulding, Verne Harris. **Technical:** None.



Game 23

Utah 67
San Diego State 55

Feb. 11, 2009 ♦ Salt Lake City, Utah
Huntsman Center ♦ Att.: 9,782

SALT LAKE CITY - San Diego State visited Utah riding a four-game winning streak and held a four-point halftime lead, but was not able to overcome 18 turnovers and 28.0 percent shooting in the second half as the Runnin' Utes rallied for a 67-55 victory at Huntsman Center.

Neither team led by more than four points in the first half up until the 4:55 mark when Lorenzo Wade's free throw sparked an 8-0 run. The unanswered spurt gave San Diego State a 31-24 lead with 2:41 left in the period.

Utah's Shaun Green single-handily got the Runnin' Utes back in to the game as he outscored SDSU the rest of the half, 5-2, to bring Utah within four at 33-29 going into the break.

At the beginning of the second half, the Aztecs had trouble putting the ball in the hoop and taking care of the ball. SDSU opened with five straight misses, three turnovers and were in immediate foul trouble with five team fouls. All of this occurred before Kyle Spain hit a jumper giving San Diego State its first field goal of the second half with 14:42 to play. Despite the rocky start, the Aztecs were still tied at 35.

Following a D.J. Gay three coming out of a timeout, Utah responded with a 19-7 run giving them a 57-47 lead with 2:30 to go. SDSU cut the lead to seven, but a Green three, his third of the game, sealed the game for Utah as they went on to record the 12-point win and into first place in the Mountain West.

Spain led the Aztecs with 18 points, while Wade scored 15 after missing the previous game due to an illness. Green, meanwhile, led Utah with 21 points and 10 rebounds.

SDSU	MP	FG	3FG	FT	R	F	A TO	B	S	TP
Spain	*32	5-16	2-5	6-7	4	1	1 4	0	2	18
White	*27	2-2	0-0	0-0	2	5	0 2	0	0	4
Amoroso	*25	1-4	0-1	1-2	8	4	0 2	0	1	3
Williams	*29	2-8	0-0	1-2	4	4	2 3	0	3	5
Gay	*27	1-4	1-3	0-0	3	1	1 3	0	0	3
Thomas	9	0-1	0-0	0-0	3	1	2 1	0	1	0
Shelton	13	2-4	1-3	2-2	1	4	0 1	0	0	7
Wade	28	6-9	0-1	3-7	2	2	2 1	0	0	15
Cheriet	10	0-0	0-0	0-0	3	2	0 1	0	1	0
Team					5					
Totals	200	19-48	4-13	13-20	35	24	8 18	0	8	55

Utah	MP	FG	3FG	FT	R	F	A TO	B	S	TP
Tillie	*19	0-2	0-0	3-4	8	2	3 0	0	1	3
Nevill	*31	3-7	0-0	6-9	3	4	0 4	4	0	12
Drca	*31	3-8	2-6	0-1	1	3	4 1	0	3	8
Borha	*24	4-6	2-4	1-1	2	3	1 2	1	2	11
Brown	*26	1-5	0-0	2-4	1	2	2 2	0	0	4
Tavita	7	0-0	0-0	0-0	0	1	0 0	0	0	0
Green	31	7-11	3-6	4-5	10	1	2 1	1	3	21
Kepkey	31	2-9	2-5	2-2	1	2	1 2	0	0	8
Team					5					
Totals	200	20-48	9-21	18-26	31	18	13 12	6	9	67

Halftime: San Diego State 33, Utah 29. **FG %:** Utah 41.7, San Diego State 39.6. **3FG%:** Utah 42.9, San Diego State 30.8. **FT%:** Utah 69.2, San Diego State 65.0. **Officials:** David Hall, Eric Curry, Chris Rastatter. **Technical:** None.



Game 24

San Diego State 71
Wyoming 60

Feb. 14, 2009 ♦ San Diego, Calif.
Cox Arena ♦ Att.: 6,428

SAN DIEGO - Behind a record-setting shooting performance by sophomore Billy White, San Diego State returned home to defeat Wyoming, 71-60, at Cox Arena.

The Las Vegas, Nev., native went 12-for-12 from the field en route to a career-best 24 points. His shooting effort topped Aerick Sanders' 11-for-11 school-record exhibition in 2003. White also set the Mountain West Conference record for most field goals without a miss in all games and MWC contests only. Additionally, his performance broke the league sophomore shooting record for all games and conference games only.

In addition to his efficient shooting night, White grabbed a season-high eight rebounds and added a career-high four blocked shots in 29 minutes.

San Diego State got behind by five early in the game, but responded with a 9-2 run to close out the period and the Aztecs went into the locker room ahead, 34-26.

With just under two minutes gone by in the second period, SDSU opened up a double-digit lead and never looked back as its lead eventually grew to 20 with 8:53 remaining. Down the stretch, Wyoming never threatened and did not get closer than 11 points the rest of the way as the Aztecs earned a season split of the series.

Lorenzo Wade and Tim Shelton joined White in double figures with 17 and 11 points, respectively. Richie Williams added nine in a winning effort.

Wyoming	MP	FG	3FG	FT	R	F	A TO	B	S	TP
Dermody	*23	1-1	0-0	0-0	4	0	0 1	1	0	2
Muojekje	*26	6-11	0-3	1-2	6	3	1 3	0	0	13
Johnson	*28	2-5	0-0	2-2	2	4	1 4	0	0	6
Waddell	*30	3-5	0-0	0-0	5	1	0 1	0	1	6
Ewing	*34	5-9	3-5	9-9	4	3	2 2	0	0	22
Ogirri	31	4-6	1-3	0-0	0	3	1 4	0	1	9
Linskens	5	0-1	0-1	0-0	0	1	0 0	1	0	0
Thiam	16	1-3	0-0	0-0	1	1	0 2	0	0	2
Davis	6	0-1	0-1	0-0	2	0	0 0	0	0	0
Team					0					
Totals	200	22-42	4-13	12-13	24	16	5 17	2	2	60

SDSU	MP	FG	3FG	FT	R	F	A TO	B	S	TP
Spain	*22	2-9	2-7	2-2	6	3	2 5	0	4	8
Shelton	*33	5-8	0-1	1-2	5	3	2 0	1	1	11
Wade	*33	5-11	0-2	7-11	5	0	3 0	0	2	17
White	*29	12-12	0-0	0-0	8	3	0 1	4	2	24
Williams	*28	3-6	2-4	1-2	2	4	2 0	0	1	9
Island	1	0-0	0-0	0-0	0	0	0 0	0	0	0
Horton	1	0-0	0-0	0-0	0	0	0 0	0	0	0
Deutschman	1	0-0	0-0	0-0	0	0	0 0	0	0	0
Thomas	9	0-0	0-0	0-0	0	1	1 1	0	1	0
Gay	25	0-7	0-4	0-0	1	0	4 0	0	2	0
Smith	1	0-0	0-0	0-0	0	1	0 0	0	0	0
Cheriet	17	1-5	0-3	0-0	1	2	0 1	1	0	2
Team					2					
Totals	200	28-58	4-21	11-17	30	17	14 8	6	13	71

Halftime: San Diego State 34, Wyoming 26. **FG %:** Wyoming 52.4, San Diego State 48.3. **3FG%:** Wyoming 30.8, San Diego State 19.0. **FT%:** Wyoming 92.3, San Diego State 64.7. **Officials:** Dick Cartmell, Ken Nielson, Doran Gotschall. **Technical:** None.

2008-09 San Diego State Recaps



Game 25

New Mexico 75
San Diego State 49

Feb. 21, 2009 ♦ Albuquerque, N.M.
The Pit ♦ Att.: 16,801

ALBUQUERQUE, N.M. - San Diego State failed in its bid to become just the second school to own a four-game winning streak at The Pit after it was defeated 75-49 by New Mexico in a key MWC game.

The 26-point loss was the Aztecs' worst since losing at No. 16/21 Washington, 98-69, back on Dec. 7, 2004.

The beginning of the game was a shooting exhibition by the Lobos' Roman Martinez, who scored New Mexico's first eight points after knocking his first three shots, two of which were behind the arc. In addition to Martinez, Tony Danridge followed suit by scoring UNM's next seven points. But despite the hot Lobo shooting, San Diego State never trailed by more than six points during that span thanks to Richie Williams and Kyle Spain's combined 12 points. However, New Mexico blitzed San Diego State with a 12-3 run in the final 2:52 of the first half to open up a 40-29 halftime lead.

It didn't get much better for SDSU in the second half as it found itself down 13 after Danridge connected on a three-pointer on New Mexico's first possession. The Aztecs responded with a 9-3 run to cut the deficit to seven at 45-38 with 14:29 left in the game, but the Lobos answered with eight straight points and enjoyed a lead of 13 or greater the rest of the way as they cruised to victory.

Spain finished with team-high numbers of 18 points and six rebounds, while Danridge and Martinez led New Mexico with 25 and 17 points, respectively.

SDSU	MP	FG	3FG	FT	R	F	A	T	O	B	S	TP
Shelton	*22	2-6	0-0	2-2	1	2	1	0	0	0	0	6
Wade	*19	4-7	0-1	0-1	0	4	2	4	0	0	0	8
White	*1	0-0	0-0	0-0	0	0	0	0	0	0	0	0
Williams	*32	2-6	2-3	0-0	5	2	3	2	0	2	6	6
Gay	*31	1-4	0-2	0-0	2	1	1	0	0	0	0	2
Horton	0+	0-0	0-0	0-0	0	0	0	0	0	0	0	0
Spain	28	6-13	4-5	2-3	6	3	1	2	1	0	18	18
Thomas	19	0-5	0-3	0-0	1	2	0	0	0	0	1	0
Cheriet	20	2-4	0-0	0-0	2	1	2	1	0	0	0	4
Amoroso	28	1-4	0-0	3-4	5	2	0	0	0	0	0	5
Team					3							
Totals	200	18-49	6-14	7-10	25	17	10	10	1	3	49	

UNM	MP	FG	3FG	FT	R	F	A	T	O	B	S	TP
Martinez	*34	6-9	5-8	0-0	5	3	2	1	0	0	0	17
Faris	*31	1-5	0-0	0-0	10	3	2	1	3	0	2	2
Gary	*23	2-6	1-2	4-5	0	1	5	1	0	1	9	9
McDonald	*23	4-5	1-1	1-1	5	0	3	0	0	1	10	10
Danridge	30	8-12	1-1	8-9	3	2	4	2	0	1	25	25
Hardeman	9	1-3	0-0	0-0	3	1	0	1	0	0	2	2
Wills	10	0-0	0-0	0-0	1	2	0	0	0	0	0	0
Garth	17	0-6	0-1	0-0	0	1	2	1	0	1	0	0
Brown	6	1-1	0-0	0-0	2	1	0	0	0	0	2	2
Toppert	17	3-5	2-3	0-0	0	0	0	1	0	0	8	8
Team					6							
Totals	200	26-52	10-16	13-15	35	14	18	8	3	4	75	

Halftime: New Mexico 40, San Diego State 29. **FG %:** New Mexico 50.0, San Diego State 36.7. **3FG%:** New Mexico 62.5, San Diego State 42.9. **FT%:** New Mexico 86.7, San Diego State 70.0. **Officials:** Winston Smith, Bill Kennedy, Bruce Hicks. **Technical:** None.



Game 26

Brigham Young 69
San Diego State 59

Feb. 24, 2009 ♦ San Diego, Calif.
Cox Arena ♦ Att.: 9,631

SAN DIEGO - San Diego State failed to preserve a 13-point halftime lead as it lost its second consecutive Mountain West Conference game, this time to Brigham Young at Cox Arena, 69-59. The loss also snapped SDSU's 10-game home winning streak.

The contest began with both teams trading baskets, resulting in five ties in the opening eight minutes. It wasn't until a three-pointer by BYU's Jonathan Tavernari that gave the Cougars a six-point lead with 10:19 remaining in the first half.

With the Aztecs trailing 18-12, San Diego State answered with a jumper by Tim Shelton, which sparked a 13-0 run.

The Cougars halted their scoreless streak with a layup by Jimmer Fredette at the 3:01 mark. However, on the next SDSU possession, Lorenzo Wade responded with a jump shot that ignited an 8-0 spurt, giving the Aztecs a 13-point lead entering the half.

SDSU was able to keep Brigham Young at bay with a double-digit lead for nearly the first eight minutes of the second half. With BYU down 47-35, Noah Hartsock connected on a field goal in the paint to cut the lead to 10 and started what would end up a 21-8 run over the next 7:30, resulting in a 56-55 Cougar lead.

San Diego State continued to struggle in all facets of the game and allowed its one-point deficit to increase to nine thanks to five straight points from Fredette and a three that was banked in from Jackson Emery. All told, BYU closed the final 12:44 on a 34-12 run to emerge with the 10-point win.

The Aztecs were led by Wade's 19 points, while Fredette led all scorers with 28 points.

BYU	MP	FG	3FG	FT	R	F	A	T	O	B	S	TP
Tavernari	*38	4-10	2-5	1-2	6	2	0	0	1	1	11	11
Miles	*18	1-3	0-0	0-0	2	2	0	1	1	0	2	2
Emery	*38	3-7	2-5	4-4	6	3	4	2	0	2	12	12
Cummond	*30	3-12	1-3	2-2	5	4	1	1	1	2	9	9
Fredette	*36	10-19	2-6	6-6	5	0	4	4	0	5	28	28
Abouo	6	0-2	0-0	0-0	1	0	0	0	0	0	0	0
Morgan, Jr.	4	0-1	0-1	0-0	0	1	0	1	1	0	0	0
Anderson	5	0-0	0-0	0-0	0	0	0	0	0	0	0	0
Hartsock	25	3-4	0-0	1-3	7	2	0	1	1	2	7	7
Team					0							
Totals	200	24-58	7-20	14-17	34	14	9	10	5	12	69	

SDSU	MP	FG	3FG	FT	R	F	A	T	O	B	S	TP
Spain	*27	5-11	1-5	2-2	7	2	1	1	0	3	13	13
Shelton	*32	5-10	0-1	3-5	2	0	2	1	0	1	13	13
Wade	*36	9-16	0-2	1-1	6	2	2	5	1	0	19	19
Amoroso	*30	2-6	1-1	5-6	7	3	0	2	0	0	10	10
Williams	*32	1-4	0-3	0-0	7	5	3	4	1	2	2	2
Thomas	4	0-0	0-0	0-0	0	0	0	0	0	0	0	0
Gay	23	0-5	0-4	0-0	2	2	0	0	0	0	0	0
Cheriet	16	1-2	0-1	0-0	0	0	2	1	0	0	2	2
Team					1							
Totals	200	23-54	2-17	11-14	32	14	10	14	2	6	59	

Halftime: Brigham Young 33, San Diego State 20. **FG %:** San Diego State 42.6, Brigham Young 41.4. **3FG%:** Brigham Young 35.0, San Diego State 11.8. **FT%:** Brigham Young 82.4, San Diego State 78.6.

Officials: Dick Cartmell, Mark Whitehead, Mike Scyphers. **Technical:** None.

SDSU Individual Season Records

Points

Rk	DI	Name	Pts.	Yr.
1.	1.	Michael Cage (Sr.)	686	84
2.	2.	•Brandon Heath (Sr.)	637	07
3.	3.	Anthony Watson (Sr.)	630	86
4.	4.	•Brandon Heath (Jr.)	607	06
5.	-	Bob Brady (Jr.)	585	53
6.	5.	•Randy Holcomb (Sr.)	558	02
7.	6.	Michael Cage (Jr.)	547	83
8.	7.	Anthony Watson (Jr.)	544	85
9.	8.	•Brandon Heath (So.)	532	05
9.	8.	Kim Goetz (Sr.)	532	79
11.	-	Tony Pinkins (Sr.)	529	57
12.	-	Bernie Finlay (Sr.)	522	60
12.	-	Tony Pinkins (Jr.)	522	56
14.	10.	Shawn Jamison (Jr.)	520	90
14.	10.	Steve Copp (Sr.)	520	76
16.	12.	•Tony Bland (Jr.)	519	02
	13.	•Mohamed Abukar (Sr.)	505	07
	14.	•Marcus Slaughter (Jr.)	494	06
	14.	•Al Faux (Sr.)	494	02
	14.	Marty Dow (Sr.)	494	91
	17.	Tony Bland (Sr.)	493	03
	18.	•Lorenzo Wade (Jr.)	487	08
	19.	•Aerick Sanders (Sr.)	482	04
	20.	Will Connelly (Jr.)	481	76
	21.	•Marcus Slaughter (So.)	480	05
	22.	Will Connelly (So.)	479	75
	23.	Jason Richey (Jr.)	474	97
	24.	Kim Goetz (Jr.)	473	78
	25.	Steve Malovic (Sr.)	471	79
	--	--	--	--
--	--	•Kyle Spain (Sr.)	375	09

Scoring Average

Rk	DI	Name (Class)	PPG	Yr.
1.	1.	Michael Cage (Sr.)	24.5	84
2.	2.	Anthony Watson (Sr.)	22.5	86
3.	-	Bob Brady (Jr.)	20.9	53
4.	3.	Kim Goetz (Sr.)	20.5	79
5.	-	Bernie Finlay (Sr.)	20.1	60
6.	-	Tony Pinkins (Sr.)	19.6	57
7.	4.	Michael Cage (Jr.)	19.5	83
8.	5.	•Brandon Heath (Sr.)	19.3	07
9.	-	Bob Brady (Sr.)	18.7	54
10.	6.	•Brandon Heath (Jr.)	18.4	06
10.	-	Von Jacobsen (So.)	18.4	69
12.	7.	•Brandon Heath (So.)	18.34	05
13.	8.	Carlus Groves (Sr.)	18.27	94
14.	-	Tony Pinkins (Jr.)	18.0	56
	9.	Steve Copp (Sr.)	17.9	76
	10.	•Marcus Slaughter (So.)	17.8	05
	11.	Will Connelly (So.)	17.7	75
	12.	Jason Richey (Jr.)	17.6	97
	13.	Anthony Watson (Jr.)	17.5	85
	14.	Steve Malovic (Sr.)	17.44	79
	15.	Jason Richey (Sr.)	17.36	98
	16.	Zach Jones (Jr.)	17.1	81
	17.	•Al Faux (Sr.)	17.0	02
	17.	Marty Dow (Sr.)	17.0	91
	19.	•Randy Holcomb (Sr.)	16.91	02
	20.	Kim Goetz (Jr.)	16.89	78
	21.	Shawn Jamison (Jr.)	16.8	90
	22.	Will Connelly (Jr.)	16.6	76
	23.	•Marcus Slaughter (Jr.)	16.5	06
	24.	•Tony Bland (Sr.)	16.4	03
	25.	Tony Ross (Fr.)	16.3	87
	--	--	--	--
--	--	•Kyle Spain (Sr.)	14.4	09

Rebounds

Rk	DI	Name (Class)	Rebs.	Yr.
1.	-	Al Skalecky (Jr.)	394	67
2.	-	Al Skalecky (So.)	356	66
3.	1.	Michael Cage (Fr.)	355	81
4.	2.	Michael Cage (Jr.)	354	83
5.	3.	Michael Cage (Sr.)	352	84
6.	4.	Chris McMurray (Jr.)	350	72
7.	-	Tony Pinkins (Jr.)	346	56
8.	-	Al Skalecky (Sr.)	340	68
9.	5.	•Marcus Slaughter (Jr.)	329	06
10.	6.	•Randy Holcomb (Sr.)	296	02
11.	7.	•Aerick Sanders (Sr.)	295	04
12.	-	Eric Martensen (Jr.)	278	69
13.	-	Larry Meek (So.)	277	63
	8.	Marty Dow (Sr.)	274	91
	9.	Steve Malovic (Sr.)	265	79
	10.	Will Connelly (Jr.)	258	76
	11.	Joel Kramer (Jr.)	257	77
	12.	Michael Cage (So.)	256	82
	13.	Joel Kramer (Sr.)	255	78
	14.	Leonard Allen (Sr.)	252	85
	15.	Steve Copp (Sr.)	248	76
	15.	Will Connelly (So.)	248	75
	17.	Steve Copp (Jr.)	247	75
	18.	•Marcus Slaughter (So.)	242	05
	19.	Eddy Gordon (Fr.)	239	80
	20.	Joe McNaull (Jr.)	238	93
	20.	Gerald Murray (Jr.)	238	87
	22.	Roy Kruiswyk (Sr.)	235	98
	22.	Larry Jones (Jr.)	235	72
	24.	Mitch McMullen (Sr.)	230	89
	25.	Rodney Hawkins (Sr.)	229	88
	--	--	--	--
--	--	•Kyle Spain (Sr.)	138	09

Rebound Average

Rk	DI	Name (Class)	RPG	Yr.
1.	-	Al Skalecky (So.)	13.7	66
2.	-	Al Skalecky (Jr.)	13.6	67
3.	1.	Michael Cage (Fr.)	13.1	81
4.	2.	Michael Cage (Jr.)	12.64	83
5.	-	Al Skalecky (Sr.)	12.59	68
6.	3.	Michael Cage (Sr.)	12.57	84
7.	4.	Chris McMurray (Jr.)	12.50	72
8.	-	Tony Pinkins (Jr.)	11.9	56
9.	5.	•Marcus Slaughter (Jr.)	11.0	06
10.	-	Larry Meek (Sr.)	10.68	65
11.	-	Larry Meek (So.)	10.65	63
	6.	Chris McMurray (Sr.)	10.1	73
	7.	•Aerick Sanders (Sr.)	9.83	04
	8.	Steve Malovic (Sr.)	9.81	79
	9.	Marty Dow (Sr.)	9.4	91
	10.	Will Connelly (So.)	9.19	75
	11.	Joel Kramer (Jr.)	9.18	77
	12.	Steve Copp (Jr.)	9.15	75
	13.	Joel Kramer (Sr.)	9.11	78
	14.	•Randy Holcomb (Sr.)	8.97	02
	15.	•Marcus Slaughter (So.)	8.96	05
	16.	Will Connelly (Jr.)	8.90	76
	17.	Eddy Gordon (Fr.)	8.85	80
	18.	Michael Cage (So.)	8.83	82
	19.	Gary Schneider (Sr.)	8.80	71
	20.	Larry Jones (Jr.)	8.7	72
	21.	Steve Copp (Sr.)	8.6	76
	22.	Steffond Johnson (Sr.)	8.41	86
	23.	Roy Kruiswyk (Sr.)	8.39	98
	24.	Joe McNaull (Jr.)	8.2	93
	25.	Leonard Allen (Sr.)	8.1	85
	--	--	--	--
--	--	•Kyle Spain (Sr.)	5.3	09

Assists

<i>in existence since 1972-73 season</i>			
Rk	Name (Class)	Asts.	Yr.
1.	Tony Gwynn (Jr.)	221	80
2.	Keith Smith (Jr.)	212	82
3.	Dean Decker (Sr.)	176	78
4.	•Wesley Stokes (Jr.)	175	04
5.	Creon Dorsey (Jr.)	171	85
6.	Tony Gwynn (Sr.)	164	81
7.	Ray Leary (Sr.)	163	76
8.	Tony Gwynn (So.)	153	79
9.	•Richie Williams (So.)	151	07
10.	Raymond King (Fr.)	150	96
11.	Bryan Williams (Jr.)	148	88
12.	Arthur Massey (Sr.)	139	91
13.	Keith Smith (Sr.)	137	83
14.	Jeff Konek (Jr.)	132	84
15.	Dean Decker (Jr.)	131	77
16.	•Richie Williams (Fr.)	127	06
17.	Michael Best (Sr.)	125	90
18.	•Deandre Moore (So.)	124	03
19.	•Deandre Moore (Sr.)	122	01
19.	Chad Nelson (Jr.)	122	96
21.	Mike Dodd (Sr.)	121	79
22.	•Brandon Heath (Sr.)	120	07
22.	Mark Delsman (Fr.)	120	74
24.	•Lorenzo Wade (Jr.)	119	08
25.	Mark Delsman (Sr.)	118	77
	--	--	--
--	--	•Richie Williams (Sr.)	97 09

Assist Average

<i>in existence since 1972-73 season</i>			
Rk	Name (Class)	APG	Yr.
1.	Tony Gwynn (Jr.)	8.2	80
2.	Keith Smith (Jr.)	7.3	82
3.	Tony Gwynn (Sr.)	6.31	81
4.	Dean Decker (Sr.)	6.28	78
5.	•Wesley Stokes (Jr.)	5.8	04
6.	Bryan Williams (Jr.)	5.8	88
7.	Keith Smith (Sr.)	5.71	83
8.	Tony Gwynn (So.)	5.67	79
9.	Ray Leary (Sr.)	5.6	76
10.	Creon Dorsey (Jr.)	5.5	85
	--	--	--
--	--	•Richie Williams (Sr.)	3.7 09

Field Goals

Rk	DI	Name (Class)	FG	Yr.
1.	1.	Michael Cage (Sr.)	250	84
2.	2.	Anthony Watson (Sr.)	246	86
3.	3.	Kim Goetz (Sr.)	229	79
4.	4.	•Brandon Heath (Sr.)	225	07
5.	5.	Anthony Watson (Jr.)	222	85
6.	6.	•Randy Holcomb (Sr.)	220	02
7.	7.	Marty Dow (Sr.)	207	91
7.	7.	Steve Copp (Sr.)	207	76
9.	9.	Kim Goetz (Jr.)	206	78
10.	10.	•Brandon Heath (Jr.)	204	06
11.	11.	Shawn Jamison (Jr.)	203	90
12.	12.	•Aerick Sanders (Sr.)	200	04
13.	13.	Will Connelly (So.)	196	75
14.	14.	Steve Malovic (Sr.)	192	79
	15.	Michael Cage (Jr.)	191	83
	16.	Will Connelly (Jr.)	187	76
	17.	•Mohamed Abukar (Sr.)	185	07
	17.	•Tony Bland (Jr.)	185	02
	19.	Zach Jones (Jr.)	183	81
	20.	•Tony Bland (Sr.)	180	03
	21.	Jimmy Harris (Sr.)	179	72
	22.	Chris McMurray (Jr.)	177	72

23.	•Brandon Heath (So.)	176	05
24.	•Lorenzo Wade (Jr.)	174	08
25.	Brian Frishman (Sr.)	173	77
	--	--	--
--	--	•Kyle Spain (Sr.)	109 09
--	--	•Billy White (So.)	95 09

Field Goal Attempts

DI	Name (Class)	FGA	Yr.
1.	•Brandon Heath	534	07
2.	Anthony Watson (Sr.)	520	86
3.	•Brandon Heath (Jr.)	481	06
4.	Anthony Watson (Jr.)	475	85
5.	Kim Goetz (Sr.)	451	79
6.	Michael Cage (Sr.)	445	84
7.	•Brandon Heath (So.)	432	05
8.	Chris McMurray (Jr.)	428	72
9.	•Randy Holcomb (Sr.)	426	02
10.	Steve Copp (Sr.)	417	76
11.	•Tony Bland (Jr.)	416	02
12.	Jimmy Harris (Sr.)	413	72
13.	Will Connelly (So.)	410	75
14.	Kim Goetz (Jr.)	401	78
15.	Will Connelly (Jr.)	397	76
16.	•Mohamed Abukar (Sr.)	392	07
16.	•Tony Bland (Sr.)	392	03
18.	Zach Jones (Jr.)	387	81
18.	•Lorenzo Wade (Jr.)	387	08
20.	•Randy Holcomb (Jr.)	386	01
21.	Matt Watts (Jr.)	381	98
22.	Brian Fishman (Sr.)	379	77
23.	•Brandon Heath (Fr.)	368	04
24.	Marc Carter (Sr.)	366	95
25.	•Al Faux (Sr.)	364	02
25.	Jason Richey (Jr.)	364	97
25.	Tony Ross (Fr.)	364	87
	--	--	--
--	--	•Kyle Spain (Sr.)	261 09

Field Goal Percentage

<i>min. 5 FGA per game</i>			
Rk	DI	Name (Class)	Pct. Yr.
1.	-	Danny Newport (Fr.)	79.9 54
2.	1.	•Billy White (So.)	66.0 09
3.	2.	•Billy White (Fr.)	61.5 08
4.	3.	Leon Carter (Sr.)	60.5 96
5.	4.	Leonard Allen (Sr.)	60.1 85
6.	5.	Kevin Betts (Sr.)	59.8 98
7.	6.	•Jerome Habel (Jr.)	59.6 07
8.	7.	Mitch McMullen (Sr.)	58.0 89
9.	8.	Joe McNaull (So.)	57.9 92
10.	9.	Von Jacobsen (Sr.)	57.3 71
11.	10.	Marty Dow (Sr.)	57.2 91
12.	11.	Michael Cage (Jr.)	57.0 83
13.	12.	Kevin Betts (Jr.)	56.9 97
14.	13.	Shawn Jamison (Jr.)	56.23 90
15.	14.	Leonard Allen (So.)	56.20 83
	15.	Michael Cage (Sr.)	56.18 84
	16.	Steve Malovic (Jr.)	56.0 78
	17.	Michael Kennedy (Sr.)	55.93 85
	18.	Leonard Allen (Jr.)	55.88 84
	19.	Roy Kruiswyk (Sr.)	55.84 98
	20.	Michael Cage (Fr.)	55.83 81
	21.	•Aerick Sanders (Sr.)	55.4 04
	22.	•Myron Epps (Jr.)	54.88 01
	23.	Steve Malovic (Sr.)	54.86 79
	24.	Rodney Hawkins (Sr.)	54.80 88
	25.	Mike Dodd (Jr.)	54.76 78

SDSU Individual Season Records

Three-Point Field Goals

in existence since 1986-87 season

Rk	Name (Class)	3FGs	Yr.
1.	Tony Ross (Fr.)	104	87
2.	Tony Ross (So.)	100	88
3.	•Brandon Heath (Jr.)	98	06
4.	•Brandon Heath (Sr.)	87	07
5.	•John Sharper (Sr.)	79	06
6.	Jason Richey (Sr.)	72	98
7.	•Al Faux (Sr.)	66	02
7.	Tony Ross (Jr.)	66	89
9.	Jason Richey (Jr.)	64	97
10.	Michael Best (Sr.)	56	90
11.	Josko Visnjic (Jr.)	55	98
12.	•Kyle Spain (Sr.)	52	09
12.	Michael Best (Jr.)	51	89
14.	Derric Croft (Jr.)	49	94
15.	•Brandon Heath (So.)	48	05
15.	•Brandon Heath (Fr.)	48	04
17.	•Steve Sir (Fr.)	46	03
18.	•D.J. Gay (Fr.)	45	08
19.	•John Sharper (Jr.)	43	05
20.	Tony Clark (So.)	42	92
21.	•Wesley Stokes (Jr.)	41	04
21.	•Deandre Moore (Sr.)	41	03
23.	•Al Faux (Jr.)	40	01
23.	Chad Nelson (Jr.)	40	96
23.	Darryl Gaines (So.)	40	87
--			
--	•D.J. Gay (So.)	35	09

Three-Pt. Field Goal Atts.

in existence since 1986-87 season

Rk	Name (Class)	3FGA	Yr.
1.	•Brandon Heath (Sr.)	247	07
2.	•Brandon Heath (Jr.)	240	06
3.	Tony Ross (Fr.)	223	87
4.	Tony Ross (So.)	213	88
5.	Jason Richey (Sr.)	202	98
6.	•John Sharper (Sr.)	188	06
7.	Josko Visnjic (Jr.)	179	98
7.	Jason Richey (Jr.)	179	97
9.	Michael Best (Sr.)	173	90
10.	•Al Faux (Sr.)	161	02
11.	•Brandon Heath (Fr.)	160	04
12.	Tony Ross (Jr.)	153	89
13.	Derric Croft (Jr.)	152	94
14.	•Brandon Heath (So.)	151	05
15.	•Wesley Stokes (Jr.)	138	04
16.	Arthur Massey (Sr.)	135	91
17.	Matt Watts (Jr.)	134	98
18.	Josh Lowery (So.)	133	87
19.	•Kyle Spain (Sr.)	128	09
20.	•D.J. Gay (Fr.)	121	08
21.	Tony Clark (So.)	119	92
21.	Michael Best (Jr.)	119	89
23.	•Kelvin Davis (Jr.)	117	08
23.	•John Sharper (Jr.)	117	05
25.	•David Abramowitz (So.)	115	00
25.	Darryl Gaines (So.)	115	87

Three-Point Field Goal Pct.

min 20 3FGs; in existence since 1986-87 season

Rk	Name (Class)	Pct.	Yr.
1.	Jason Hamilton (Fr.)	50.0	93
2.	Tony Ross (So.)	46.9	88
3.	Chad Nelson (Fr.)	46.7	94
4.	Tony Ross (Fr.)	46.6	87
5.	•Richie Williams (So.)	45.8	07
6.	Tony Ross (Jr.)	43.1	89
7.	Michael Best (Jr.)	42.9	89

8.	•Al Faux (Jr.)	42.1	01
9.	•John Sharper (Sr.)	42.0	06
11.	•Al Faux (Sr.)	41.0	02
12.	Brady Trenkle (So.)	40.84	97
13.	•Brandon Heath (Jr.)	40.83	06
14.	•Kyle Spain (Sr.)	40.6	09
15.	•Steve Sir (Fr.)	40.4	03
16.	•John Sharper (So.)	40.0	04
17.	•Deandre Moore (Jr.)	39.0	02
18.	•Richie Williams (Sr.)	38.6	09
18.	•Kyle Spain (Jr.)	38.6	08
20.	•D.J. Gay (Fr.)	37.2	08
21.	•John Sharper (Jr.)	36.8	05
22.	Paul Jarrett (Sr.)	36.63	96
23.	•David Abramowitz (Jr.)	36.59	01
24.	•Karlo Kovacic (Jr.)	36.5	01
25.	Chris Walters (Sr.)	35.82	94
--			
--	•D.J. Gay (So.)	34.3	09

Free Throws

Rk	DI	Name (Class)	FT	Yr.
1.	-	Bob Brady (Jr.)	213	53
2.	1.	•Marcus Slaughter (Jr.)	192	06
3.	2.	Michael Cage (Sr.)	186	84
3.	-	Bernie Finlay (Sr.)	186	60
5.	-	Tony Pinkins (So.)	170	55
6.	3.	Michael Cage (Jr.)	165	83
6.	-	Tony Pinkins (Sr.)	165	57
8.	-	Tony Pinkins (Jr.)	150	56
9.	-	Bob Brady (Sr.)	145	54
10.	4.	Chad Nelson (Sr.)	142	97
11.	5.	•Marcus Slaughter (So.)	141	05
12.	6.	Anthony Watson (Sr.)	138	86
7.		Leonard Allen (Sr.)	137	85
8.		•Brandon Heath (So.)	132	05
9.		John Martens (Sr.)	130	86
10.		Jason Richey (Jr.)	122	97
10.		Chad Nelson (So.)	122	95
12.		•Tony Bland (Jr.)	120	02
13.		•Lorenzo Wade (Jr.)	116	08
13.		•Mohamed Abukar (Sr.)	116	07
15.		Shawn Jamison (Jr.)	114	90
16.		•Tony Bland (Sr.)	113	03
17.		•Mike Mackell (Sr.)	108	03
18.		Courtie Miller (Jr.)	107	93
18.		Will Connelly (Jr.)	107	76
20.		•Randy Holcomb (Sr.)	106	02
20.		Steve Copp (Sr.)	106	76
22.		•Kyle Spain (Sr.)	105	09
23.		•Myron Epps (So.)	104	00
23.		Mitch McMullen (Sr.)	104	89
25.		Mitch McMullen (Jr.)	103	88

Free Throw Attempts

DI	Name (Class)	FTA	Yr.
1.	•Marcus Slaughter (Jr.)	252	06
2.	Michael Cage (Sr.)	251	84
3.	Shawn Jamison (Jr.)	232	90
4.	Michael Cage (Jr.)	221	83
5.	Leonard Allen (Sr.)	204	85
6.	•Marcus Slaughter (So.)	202	05
7.	John Martens (Sr.)	183	86
8.	Anthony Watson (Sr.)	182	86
9.	Mitch McMullen (Jr.)	181	88
10.	Mitch McMullen (Sr.)	175	89
11.	•Lorenzo Wade (Jr.)	173	08
12.	•Myron Epps (So.)	172	00
13.	•Tony Bland (Sr.)	171	03
14.	•Tony Bland (Jr.)	169	04
15.	•Randy Holcomb (Sr.)	167	02
16.	Chad Nelson (Sr.)	166	97

17.	•Mike Mackell (Sr.)	164	03
18.	•Brandon Heath (So.)	161	05
19.	Steve Copp (Sr.)	160	76
20.	Jason Richey (Jr.)	159	97
20.	Will Connelly (So.)	159	75
22.	Chad Nelson (So.)	157	95
23.	Will Connelly (Jr.)	153	76
24.	Jeff Pete (Jr.)	149	72
25.	Keith Smith (Jr.)	148	82
--			
--	•Kyle Spain (Sr.)	123	09

Free Throw Percentage

min. 3 FTA per game

Rk	DI	Name (Class)	Pct.	Yr.
1.	1.	Kim Goetz (Sr.)	90.2	79
2.	2.	Jason Richey (Sr.)	85.7	98
3.	3.	Chad Nelson (Sr.)	85.5	97
4.	4.	Kyle Spain (Sr.)	85.4	09
5.	5.	Gary Schneider (Sr.)	85.2	71
6.	6.	•Brandon Heath (Jr.)	84.9	06
7.	7.	Steve Malovic (Sr.)	83.7	79
8.	-	Mike Spilger (Sr.)	83.3	70
9.	-	Bob Brady (Sr.)	83.3	54
10.	8.	•Mohamed Abukar (Sr.)	82.9	07
11.	-	Bernie Finlay (So.)	82.6	59
12.	9.	•Brandon Heath (So.)	82.0	05
13.	10.	Courtie Miller (Jr.)	81.7	93
14.	11.	Mark Delsman (Sr.)	81.3	77
		12. Courtie Miller (Sr.)	81.1	94
		13. Steve Malovic (Jr.)	81.1	78
		14. Kyle Spain (Jr.)	80.0	08
		15. Chad Nelson (Jr.)	79.8	96
		16. Tony Gwynn (Jr.)	79.0	80
		17. Jimmy Wilkins (Jr.)	78.5	71
		18. Chris McMurray (Jr.)	78.4	72
		19. Anthony Watson (Jr.)	78.1	85
		19. Pete Geoff (Sr.)	78.1	73
		21. Joel Kramer (Sr.)	77.9	78
		22. Leon Carter (Sr.)	77.8	96
		23. Chad Nelson (So.)	77.7	95
		23. Jeff Pete (So.)	77.7	71
		25. Arthur Massey (Sr.)	77.5	91

Blocks

in existence since 1978-79 season

Rk	Name (Class)	Blks.	Yr.
1.	Leonard Allen (Sr.)	82	85
2.	Michael Cage (Sr.)	47	84
3.	Marion Dow (Sr.)	46	91
3.	Leonard Allen (Jr.)	46	84
5.	Leonard Allen (Fr.)	45	82
6.	Eddy Gordon (Fr.)	43	80
7.	•Jerome Habel (Jr.)	41	07
7.	Joe McNaull (Jr.)	41	93
7.	Joe McNaull (So.)	41	92
7.	Leonard Allen (So.)	41	83

Steals

in existence since 1978-79 season

Rk	Name (Class)	Stls.	Yr.
1.	Anthony Watson (Jr.)	74	85
2.	•Richie Williams (So.)	69	07
3.	Matt Watts (Sr.)	65	99
3.	Michael Best (Sr.)	65	90
5.	•Brandon Heath (Sr.)	64	07
6.	•Brandon Heath (So.)	63	05
6.	Raymond King (Fr.)	63	96
6.	Creon Dorsey (Jr.)	63	85
9.	•Lorenzo Wade	62	07
10.	Matt Watts (Jr.)	61	98
10.	Michael Best (Jr.)	61	89

--			
--	•Richie Williams (Sr.)	59	09

Minutes Played

since 1978-79 season

Rk	Name (Class)	Min.	Yr.
1.	•Brandon Heath (Sr.)	1,217	07
2.	•Brandon Heath (Jr.)	1,164	06
3.	•Tony Bland (Jr.)	1,140	02
4.	•Richie Williams (So.)	1,123	07
5.	Michael Cage (Sr.)	1,085	84
6.	Shawn Jamison (Jr.)	1,082	90
7.	Michael Cage (So.)	1,076	82
8.	Michael Cage (Jr.)	1,070	83
9.	•Randy Holcomb (Sr.)	1,067	02
10.	•Mohamed Abukar (Sr.)	1,061	07
11.	•Lorenzo Wade (Jr.)	1,059	08
12.	Chad Nelson (So.)	1,044	95
13.	•Tony Bland (Sr.)	1,042	03
14.	•Lorenzo Wade (So.)	1,037	07
15.	Michael Cage (Fr.)	1,031	81
16.	Marty Dow (Sr.)	1,030	91
17.	•Aerick Sanders (Sr.)	1,025	04
18.	•Ryan Amoroso (Jr.)	1,021	08
19.	Chad Nelson (Jr.)	1,019	96
20.	Rodney Hawkins (Sr.)	1,017	88
21.	Raymond King (Fr.)	1,016	96
22.	•Wesley Stokes (Jr.)	1,014	04
23.	Bryan Williams (Jr.)	1,000	88
23.	Leonard Allen (Sr.)	1,000	85
25.	•Brandon Heath (So.)	997	05
25.	Matt Watts (Jr.)	997	98
--			
--	•Richie Williams (Sr.)	788	09

Victories

DI	Name (Class)	Wins	Yr.
1.	•Brandon Heath (Jr.)	24	06
	•John Sharper (Sr.)	24	06
	•Richie Williams (Fr.)	24	06
4.	•Mohamed Camara (Sr.)	23	06
	Leonard Allen (Sr.)	23	85
	Creon Dorsey (Jr.)	23	85
	Andre Ross (Sr.)	23	85
	Anthony Watson (Jr.)	23	85
	Michael Kennedy (Jr.)	23	85
10.	•Mohamed Abukar (Sr.)	22	07
	•Brandon Heath (Sr.)	22	07
	•Lorenzo Wade (So.)	22	07
	•Richie Williams (So.)	22	07
	•Marcus Slaughter (Jr.)	22	06
	•Trimaine Davis (Sr.)	22	06

SDSU Individual Career Records

Points

Rk	DI	Name	Years	GP	Points
1.	1.	•Brandon Heath	04-05-06-07	125	2,189
2.	2.	Michael Cage	81-82-83-84	112	1,846
3.	3.	Anthony Watson	83-84-85-86	110	1,735
4.	-	Tony Pinkins	55-56-57	82	1,475
5.	-	Bob Brady	52-53-54	74	1,389
6.	4.	Steve Copp	73-74-75-76	93	1,307
7.	-	Al Skalecky	66-67-68	82	1,271
8.	5.	Tony Ross	87-88-89	85	1,259
9.	6.	Chad Nelson	94-95-96-97	112	1,225
10.	7.	•Marcus Slaughter	04-05-06	87	1,211
11.	8.	Will Connelly	75-76-77	82	1,188
11.	-	Von Jacobsen	69-70-71	78	1,188
13.	-	Bernie Finlay	58-59-60	73	1,110
14.	9.	•Kyle Spain	06-07-08-09	105	1,101
15.	10.	•Myron Epps	99-00-01-02	113	1,090
16.	11.	Eddie Morris	80-81-82-83	105	1,089
17.	12.	•Lorenzo Wade	07-08-09	82	1,059
18.	-	Danny Newport	54-55-56	76	1,048
19.	-	Milton Phelps	39-40-41	97	1,043
20.	-	Dave Miller	66-67-68	82	1,034
21.	13.	Leonard Allen	82-83-84-85	116	1,019
22.	14.	•Tony Bland	02-03	63	1,012
23.	15.	Kim Goetz	78-79	54	1,005
24.	16.	•Randy Holcomb	01-02	61	1,002
17.	Joel Kramer	74-76-77-78	99	949	
18.	Mike Dodd	76-77-78-79	91	928	
19.	Tony Gwynn	78-79-80-81	107	925	
20.	Jason Richey	97-98	52	908	
21.	Courtie Miller	90-91-92-93-94	101	891	
22.	Joe McNaull	91-92-93	86	843	
23.	Steve Malovic	78-79	54	838	
24.	•Mohamed Abukar	06-07	54	819	
25.	Eddy Gordon	80-81-82-83	107	807	

		•Richie Williams	06-07-08-09	116	800

Scoring Average

Rk	DI	Name	Years	GP	PPG
1.	-	Bob Brady	52-53-54	74	18.8
2.	1.	Kim Goetz	78-79	54	18.6
3.	-	Tony Pinkins	55-56-57	83	18.1
4.	2.	•Brandon Heath	04-05-06-07	125	17.51
5.	3.	Jason Richey	97-98	52	17.46
6.	4.	Michael Cage	81-82-83-84	112	16.5
7.	5.	•Randy Holcomb	01-02	61	16.4
8.	6.	•Tony Bland	02-03	63	16.1
9.	7.	Anthony Watson	83-84-85-86	110	15.8
10.	-	Al Skalecky	66-67-68	82	15.5
11.	-	Von Jacobsen	69-70-71	77	15.4
12.	8.	Chris McMurray	72-73	42	15.238
13.	9.	Steve Malovic	78-79	55	15.236
14.	-	Bernie Finlay	58-59-60	73	15.205
15.	10.	•Mohamed Abukar	06-07	54	15.167
16.	-	Dick Maureau	61-62	49	15.1
17.	11.	Marty Dow	90-91	52	14.9
18.	12.	Jimmy Harris	71-72	54	14.814
19.	13.	Tony Ross	87-88-89	85	14.812
20.	14.	Zack Jones	81-82	54	14.7
21.	15.	Will Connelly	75-76-77	82	14.5
22.	-	Bob Lundgren	67-68	45	14.3
23.	16.	Steve Copp	73-74-75-76	93	14.1
17.	•Marcus Slaughter	04-05-06	87	13.9	
18.	•Al Faux	01-02	57	13.84	
19.	Mitch McMullen	88-89	58	13.78	
20.	Matt Watts	98-99	53	13.7	
21.	•Lorenzo Wade	07-08-09	82	12.9	
22.	Marc Carter	94-95	56	12.70	
23.	Presnell Gilbert	77-78-79	50	12.68	
24.	Jimmy Wilkins	71-72	52	12.60	

Rebounds

Rk	DI	Name	Years	GP	Rebs.
1.	1.	Michael Cage	81-82-83-84	112	1,317
2.	-	Al Skalecky	66-67-68	82	1,090
3.	2.	•Marcus Slaughter	04-05-06	87	775
4.	-	Larry Meek	63-64-65	75	764
5.	3.	Steve Copp	73-74-75-76	93	737
6.	4.	Leonard Allen	82-83-84-85	116	724
7.	5.	Joel Kramer	74-76-77-79	99	711

8.	6.	•Aerick Sanders	01-02-03-04	109	686
9.	-	Noel Mickelsen	54-55-56	79	642
10.	7.	Will Connelly	75-76-77	82	641
11.	8.	Eddy Gordon	80-81-82-83	107	631
12.	-	Tony Pinkins	55-56-57	82	604
9.	Joe McNaull	91-92-93	86	572	
10.	•Kyle Spain	06-07-08-09	105	545	
11.	•Marcelo Correa	97-98-99-00-01	112	522	
12.	•Myron Epps	99-00-01-02	113	508	
13.	Chris McMurray	72-73	42	492	
14.	Steve Malovic	78-79	55	484	
15.	•Randy Holcomb	01-02	61	481	
16.	Allen Bunting	74-75-76	78	456	
17.	Larry Jones	72-73	53	420	
18.	•Brandon Heath	04-05-06-07	125	419	
19.	Marty Dow	90-91	52	415	
20.	Rodney Hawkins	86-87-88	70	413	
21.	Mitch McMullen	88-89	58	408	
22.	•Richie Williams	07-08-09	117	399	
23.	Leon Carter	95-96	57	395	
24.	•Lorenzo Wade	07-08-09	82	384	
25.	John Martens	83-84-85-86	71	372	

Rebound Average

Rk	DI	Name	Years	GP	RPG
1.	-	Al Skalecky	66-67-68	82	13.3
1.	Michael Cage	81-82-83-84	112	11.8	
2.	•Marcus Slaughter	04-05-06	87	8.9	
3.	Steve Malovic	78-79	55	8.8	
4.	Marty Dow	90-91	52	8.0	
5.	Steve Copp	73-74-75-76	93	7.9247	
6.	Larry Jones	72-73	53	7.9245	
7.	•Randy Holcomb	01-02	61	7.88	
8.	Will Connelly	75-76-77	82	7.817	
9.	Joel Kramer	74-76-77-78	99	7.2	
10.	Mitch McMullen	88-89	58	7.0	
11.	Leon Carter	95-96	57	6.9	
12.	John Anderson	73-74	52	6.8	
13.	Joe McNaull	91-92-93	86	6.7	
14.	•Aerick Sanders	01-02-03-04	109	6.294	
15.	Roy Kruiiswyk	97-98	55	6.290	
16.	Leonard Allen	82-83-84-85	116	6.24	
17.	Marc Carter	94-95	56	6.1	
18.	Rodney Hawkins	86-87-88	70	5.900	
19.	Eddy Gordon	80-81-82-83	107	5.897	
20.	Kevin Betts	97-98	55	5.89	

Assists

Rk	Name	Years	GP	Assists
1.	Tony Gwynn	78-79-80-81	107	590
2.	•Richie Williams	06-07-08-09	117	450
3.	Chad Nelson	94-95-96-97	112	412
4.	•Brandon Heath	04-05-06-07	125	394
5.	Mark Delsman	74-75-76-77	109	376
6.	Anthony Watson	83-84-85-86	110	356
7.	Keith Smith	82-83	53	349
8.	•Deandre Moore	01-02-03	88	339
9.	Dean Decker	77-78	56	307
10.	Ray Leary	74-75-76	76	279
11.	Mike Dodd	76-77-78-79	91	271
12.	Creon Dorsey	85-86	59	263
13.	•Lorenzo Wade	07-08-09	82	244
14.	Bryan Williams	88-89	48	243
15.	Michael Best	89-90	56	238
16.	•Tony Bland	02-03	63	213
17.	Arthur Massey	90-91	59	212
18.	Jeff Konek	85	57	211
19.	•David Abramowitz	99-00-01	79	189
20.	Jason Richey	97-98	52	184
20.	Gary Earle	74-75-76	81	184
22.	•Wesley Stokes	04	30	176
23.	Steve Copp	73-74-75-76	93	171
24.	Matt Watts	98-99	53	166
25.	•Chris Walton	01-02-04-05	110	163

Assist Average

Rk	Name	Years	GP	APG
1.	Keith Smith	82-83	53	6.6
2.	Tony Gwynn	78-79-80-81	107	5.51
3.	Dean Decker	77-78	56	5.48

4.	Creon Dorsey	85-86	59	4.5
5.	Michael Best	89-90	56	4.3
6.	•Richie Williams	06-07-08-09	117	3.85
7.	•Deandre Moore	01-02-03	88	3.85
8.	Jeff Konek	85	57	3.702
9.	Chad Nelson	94-95-96-97	112	3.679
10.	Ray Leary	74-75-76	76	3.671
11.	Arthur Massey	90-91	59	3.59

Field Goals

Rk	DI	Name	Years	GP	FG
1.	1.	•Brandon Heath	04-05-06-07	125	749
2.	2.	Anthony Watson	83-84-85-86	110	702
3.	3.	Michael Cage	81-82-83-84	112	679
4.	4.	Steve Copp	73-74-75-76	93	507
5.	-	Tony Pinkins	55-56-57	82	495
6.	5.	Eddie Morris	80-81-82-83	105	483
7.	-	Al Skalecky	66-67-68	82	481
8.	6.	Will Connelly	75-76-77	82	477
9.	-	Bob Brady	52-53-54	74	461
10.	7.	Von Jacobsen	69-70-71	78	457
11.	8.	Kim Goetz	78-79	54	435
9.	Tony Ross	87-88-89	85	413	
10.	•Myron Epps	99-00-01-02	113	407	
11.	Joel Kramer	74-76-77-78	99	406	
12.	•Marcus Slaughter	04-05-06	87	403	
13.	•Lorenzo Wade	07-08-09	82	397	
14.	Leonard Allen	82-83-84-85	116	396	
15.	Mike Dodd	76-77-78-79	91	392	
16.	•Randy Holcomb	01-02	61	383	
17.	•Tony Bland	02-03	63	365	
18.	Chad Nelson	94-95-96-97	112	344	
19.	Eddy Gordon	80-81-82-83	107	343	
20.	•Kyle Spain	06-07-08-09	105	341	

Field Goal Attempts

Rk	DI	Name	Years	GP	FGA
1.	1.	•Brandon Heath	04-05-06-07	125	1,815
2.	2.	Anthony Watson	83-84-85-86	110	1,576
3.	Michael Cage	81-82-83-84	112	1,238	
4.	Steve Copp	73-74-75-76	93	1,126	
5.	Eddie Morris	80-81-82-83	105	1,098	
6.	Will Connelly	75-76-77	82	1,020	
7.	Tony Ross	87-88-89	85	933	
8.	•Lorenzo Wade	07-08-09	82	859	
9.	Kim Goetz	78-79	54	852	
10.	•Marcus Slaughter	04-05-06	87	844	
11.	Chad Nelson	84-85-86-87	112	814	
12.	•Randy Holcomb	01-02	61	812	
13.	•Tony Bland	02-03	63	808	
14.	•Myron Epps	99-00-01-02	113	803	
15.	•Kyle Spain	06-07-08-09	105	800	
16.	Joel Kramer	74-76-77-78	99	779	
17.	Mike Dodd	76-77-78-79	91	758	
18.	Matt Watts	98-99	53	731	
19.	Jason Richey	97-98	52	724	
20.	Eddy Gordon	80-81-82-83	107	722	

Field Goal Percentage

minimum 500 career attempts					
Rk	DI	Name	Years	FG/FGA	FG%
1.	1.	Leonard Allen	82-83-84-85	396/692	57.2
2.	2.	Mitch McMullen	88-89	296/527	56.2
3.	3.	Marty Dow	90-91	309/557	55.3
4.	4.	Steve Malovic	78-79	337/609	55.3
5.	-	Danny Newport	54-55-56	379/686	55.2
6.	5.	Michael Cage	81-82-83-84	679/1,238	54.8
7.	6.	•Aerick Sanders	01-02-03-04	334/619	54.0
8.	7.	•Mike Mackell	02-03	291/543	53.6
9.	8.	Joe McNaull	91-92-93	333/627	53.1
10.	9.	Joel Kramer	74-76-77-78	406/779	52.1
11.	10.	Mike Dodd	76-77-78-79	392/758	51.7
11.	Kim	Goetz	78-79	435/852	51.1
12.	Myron	Epps	99-00-01-02	407/803	50.7
13.	•Marcelo	Correa	97-98-99-00-01	273/546	50.0
14.	Jimmy	Wilkins	71-72	253/517	48.9
15.	Zach	Jones	81-82	323/668	48.4
16.	•Mohamed	Abukar	06-07	303/634	47.8
17.	•Marcus	Slaughter	04-05-06	403/844	47.7
18.	Eddy	Gordon	80-81-82-83	343/722	47.5
19.	Tony	Gwynn	78-79-80-81	340/716	47.4
20.	•Randy	Holcomb	01-02	383/812	47.2

2008-09 San Diego State Schedule/Results

Record: 18-8 (Home: 11-2, Away: 4-5, Neutral: 3-1)
Mountain West Conference: 8-5 (Home: 5-1, Away: 3-4)

Date	Opp. NR	Opponent (SDSU NR)	San Diego State High							
			SDSU Result	W-L	Record	MWC	Scorer	Rebounder	Assists	Attendance
Nov. 15		UC SAN DIEGO	W 59-40	W1	1-0		White - 15	White - 8	Williams - 3	4,674
Nov. 18	15/15	ARIZONA STATE	L 52-59	L1	1-1		Spain - 17	Amoroso - 7	Gay - 3	7,966
Nov. 22		FRESNO STATE	W 80-56	W1	2-1		Spain - 22	Spain - 11	Gay - 5	5,034
Nov. 27		~vs. W. Carolina (QF) (:11.2)	W 59-58	W2	3-1		Spain - 22	Spain - 8	Spain - 5	5,051
Nov. 28		~vs. Seattle (SF)	W 75-56	W3	4-1		Spain - 15	Shelton - 6	Williams - 8	5,719
Nov. 29		~vs. Hampton (CH)	W 76-47	W4	5-1		Gay - 20	Amoroso/Spain - 8	Williams - 4	5,836
Dec. 3		at Northern Colorado	W 73-62	W5	6-1		Spain - 19	White - 7	Williams - 3	1,265
Dec. 6		SAN DIEGO	W 57-46	W6	7-1		Spain - 16	Shelton - 7	Williams - 4	9,923
Dec. 10		at Arizona	L 56-69	L1	7-2		Shelton - 13	Shelton - 8	Williams - 5	13,156
Dec. 13	rv/rv	#vs. Saint Mary's	L 64-67	L2	7-3		Shelton - 17	Shelton - 10	Williams/Wade - 5	14,163
Dec. 20		UC SANTA BARBARA	W 68-51	W1	8-3		Wade - 17	Shelton - 6	Williams - 4	5,042
Dec. 22		CS NORTHRIDGE	W 72-56	W2	9-3		Spain - 22	Shelton - 7	Gay/Shelton - 4	4,518
Dec. 29		ARKANSAS-PINE BLUFF	W 93-61	W3	10-3		Spain - 15	Wade - 7	Williams - 6	4,441
Jan. 3		*at Air Force	W 61-44	W4	11-3	1-0	Gay - 15	Shelton/Wade - 11	Wade - 8	2,564
Jan. 10		*UTAH	W 72-63	W5	12-3	2-0	Amoroso - 17	Amoroso - 8	Gay - 4	6,256
Jan. 14		*at Wyoming	L 79-83	L1	12-4	2-1	Spain/White - 16	White - 8	Williams - 9	5,568
Jan. 21		*NEW MEXICO	W 81-76	W1	13-4	3-1	Spain - 30	Spain - 8	Spain/Williams - 4	8,001
Jan. 24	-/rv	*at Brigham Young	L 71-77	L1	13-5	3-2	Wade - 18	Williams - 6	Williams - 6	13,871
Jan. 28		*TCU	W 67-50	W1	14-5	4-2	Wade - 18	Williams - 9	Williams - 6	6,659
Jan. 31		*at Colorado State	W 78-59	W2	15-5	5-2	Wade - 25	Spain - 8	Williams - 3	4,009
Feb. 3	rv/rv	*at UNLV	W-ot 68-66	W3	16-5	6-2	Spain - 17	White - 7	Spain - 4	14,137
Feb. 7		*AIR FORCE	W 65-34	W4	17-5	7-2	White - 15	Spain - 8	Williams - 5	9,116
Feb. 11	rv/rv	*at Utah (rv/rv)	L 55-67	L1	17-6	7-3	Spain - 18	Amoroso - 8	Williams/Wade/Thomas - 2	9,782
Feb. 14		*WYOMING	W 71-60	W1	18-6	8-3	White - 24	White - 8	Gay - 4	6,428
Feb. 21		*at New Mexico	L 49-75	L1	18-7	8-4	Spain - 18	Spain - 6	Williams - 3	16,801
Feb. 24	rv/rv	*BRIGHAM YOUNG	L 59-69	L2	18-8	8-5	Wade - 19	Spain/Amoroso/Williams - 7	Williams - 3	9,631
Feb. 28		*at TCU								
March 4		*COLORADO STATE								
March 7		*UNLV								

Caps denotes home game. ~ - Great Alaska Shootout (Anchorage, Alaska). # - John R. Wooden Classic (Honda Center; Anaheim, Calif.)* - Mountain West Conference Game. ` - Conoco Mountain West Conference Championships (Thomas & Mack Center; Las Vegas, Nev.). c - Indicates capacity crowd. SDSU NR - Indicates San Diego State's national rankings in the *Associated Press* and *ESPN/USA Today* coaches polls at gametime. Opponent national ranking listed after opponent name (*Associated Press* and *ESPN/USA Today* coaches polls at gametime). 1R - First Round; QF - Quarterfinal; SF - Semifinal; CH - Championship. Opponent seed listed left of team name. Time to the right of opponent name indicates time remaining on a game-winning shot.

Record/Attendance Summary

	G	W-L	Total	Average	High
Home	13	11-2	87,689	6,745	9,923 vs. San Diego (Dec. 6)
Mountain West	6	5-1	46,091	7,682	9,631 vs. Brigham Young (Feb. 24)
Away	9	4-5	81,153	9,017	16,801 at New Mexico (Feb. 21)
Mountain West	7	3-4	66,732	9,533	16,801 at New Mexico (Feb. 21)
Neutral	4	3-1	30,769	7,692	14,163 vs. Saint Mary's (Dec. 13)
Total	26	18-8	199,611	7,677	16,801 at New Mexico (Feb. 21)
Mountain West	13	8-5	112,823	8,679	16,801 at New Mexico (Feb. 21)

Win/Loss Margin

	1	2	3	4	5	6	7	8	9	10	11	12	13	14	15	16	17	18	19	20	21	22	23	24	25	26	28	31	32
Win	1	1			1				1		3					1	3		3				1				1	1	1
Loss			1	1		1	1			1		1	1												1				

2008-09 San Diego State Statistics

Record: 18-8 (Home: 11-2, Away: 4-5, Neutral: 3-1)

No.	Player	TOTAL					3-PTS			REBOUNDS															
		GP	GS	Min	Avg	FG-FGA	Pct	3FG-FGA	Pct	FT-FTA	Pct	Off	Def	Tot	Avg	PF	FO	A	TO	Blk	Stl	Pts	Avg		
15	SPAIN, Kyle	26	23	671	25.8	109-261	.418	52-128	.406	105-123	.854	47	91	138	5.3	54	0	34	50	8	34	375	14.4		
31	WADE, Lorenzo	16	9	463	28.9	80-169	.473	12-40	.300	54-77	.701	10	50	60	3.8	33	0	40	41	9	12	226	14.1		
32	WHITE, Billy	25	23	567	22.7	95-144	.660	0-1	.000	34-54	.630	42	56	98	3.9	63	2	20	39	19	28	224	9.0		
24	SHELTON, Tim	24	11	576	24.0	78-150	.520	5-17	.294	37-67	.552	54	56	110	4.6	42	0	29	24	7	16	198	8.3		
23	GAY, D.J.	26	21	750	28.8	58-169	.343	35-102	.343	32-47	.681	11	31	42	1.6	27	0	48	35	1	21	183	7.0		
03	WILLIAMS, Richie	26	24	788	30.3	67-166	.404	27-70	.386	18-27	.667	30	81	111	4.3	74	3	97	59	2	59	179	6.9		
43	AMOROSO, Ryan	23	16	494	21.5	63-153	.412	7-18	.389	25-42	.595	36	69	105	4.6	45	1	12	28	7	9	158	6.9		
42	CHERIET, Mehdi	26	2	379	14.6	50-106	.472	12-42	.286	20-29	.690	22	33	55	2.1	43	2	18	17	7	7	132	5.1		
21	THOMAS, Matt	26	1	341	13.1	16-42	.381	1-14	.071	15-17	.882	17	24	41	1.6	28	0	22	13	1	24	48	1.8		
40	DAVIS, Kelvin	8	0	85	10.6	8-24	.333	4-14	.286	0-3	.000	3	11	14	1.8	7	0	4	7	0	6	20	2.5		
25	SMITH, Bryce	10	0	27	2.7	3-7	.429	3-6	.500	0-0	.000	0	2	2	0.2	5	0	0	0	0	1	9	0.9		
10	HORTON, Bryan	14	0	42	3.0	1-7	.143	0-1	.000	2-5	.400	1	2	3	0.2	4	0	3	4	0	0	4	0.3		
02	ISLAND, Tim	9	0	30	3.3	1-10	.100	0-5	.000	2-3	.667	3	5	8	0.9	2	0	2	0	1	1	4	0.4		
20	DEUTCHMAN, Jason	5	0	12	2.4	0-2	.000	0-1	.000	0-0	.000	0	3	3	0.6	1	0	1	0	0	0	0	0.0		
TEAM												41	28	69	2.7	0						0			
SAN DIEGO STATE		26						629-1410	.446	158-459	.344	344-494	.696	317	542	859	33.0	428	8	330	327	62	218	1760	67.7
OPPONENTS		26						554-1316	.421	149-439	.339	294-422	.697	276	547	823	31.7	464	-	306	409	89	150	1551	59.7

SCORE BY PERIODS:	1st	2nd	OT	2OT	Total
SAN DIEGO STATE	857	894	9		- 1,760
OPPONENTS	704	840	7		- 1,551

Mountain West Conference: 8-5 (Home: 5-1, Away: 3-4)

No.	Player	GP/GS		Min	Avg	TOTAL		3-PTS		REBOUNDS													
						FG-FGA	Pct	3FG-FGA	Pct	FT-FTA	Pct	Off	Def	Tot	Avg	PF	FO	A	TO	Blk	Stl	Pts	Avg
31	WADE, Lorenzo	11	9	352	32.0	63-131	.481	7-26	.269	43-61	.705	7	38	45	4.1	25	0	30	31	4	8	176	16.0
15	SPAIN, Kyle	13	10	324	24.9	49-125	.392	23-63	.365	44-55	.800	21	45	66	5.1	27	0	19	32	7	19	165	12.7
32	WHITE, Billy	12	12	270	22.5	53-69	.768	0-1	.000	15-27	.556	18	30	48	4.0	33	2	12	16	15	11	121	10.1
03	WILLIAMS, Richie	13	11	398	30.6	33-81	.407	17-35	.486	13-20	.650	16	43	59	4.5	42	2	49	28	2	30	96	7.4
24	SHELTON, Tim	11	7	274	24.9	33-62	.532	1-8	.125	17-29	.586	16	18	34	3.1	21	0	14	8	5	5	84	7.6
23	GAY, D.J.	13	8	372	28.6	21-75	.280	14-52	.269	16-19	.842	6	21	27	2.1	16	0	20	11	0	8	72	5.5
43	AMOROSO, Ryan	11	5	223	20.3	27-68	.397	4-10	.400	14-21	.667	18	34	52	4.7	23	0	3	16	3	2	72	6.5
42	CHERIET, Mehdi	13	2	211	16.2	27-55	.491	3-23	.130	5-9	.556	10	16	26	2.0	19	0	9	9	3	5	62	4.8
21	THOMAS, Matt	13	1	156	12.0	7-21	.333	1-7	.143	8-8	1.000	7	15	22	1.7	18	0	9	7	1	13	23	1.8
25	SMITH, Bryce	4	0	9	2.3	1-3	.333	1-2	.500	0-0	.000	0	1	1	0.3	3	0	0	0	0	1	3	0.8
10	HORTON, Bryan	7	0	22	3.1	1-5	.200	0-0	.000	0-0	.000	1	0	1	0.1	3	0	1	1	0	0	2	0.3
02	ISLAND, Tim	3	0	8	2.7	0-3	.000	0-1	.000	0-1	.000	0	1	1	0.3	0	0	0	0	0	0	0	0.0
20	DEUTCHMAN, Jason	3	0	6	2.0	0-0	.000	0-0	.000	0-0	.000	0	2	2	0.7	1	0	0	0	0	0	0	0.0
TEAM												23	16	39	3.0	0	5						0
SAN DIEGO STATE		13				315-698	.451	71-228	.311	175-250	.700	143	280	423	32.5	231	4	166	164	40	102	876	67.4
OPPONENTS		13				280-654	.428	80-227	.352	183-251	.729	128	283	411	31.6	230	-	149	183	50	68	823	63.3

SCORE BY PERIODS:	1st	2nd	OT	2OT	Total
SAN DIEGO STATE	430	437	9		- 876
OPPONENTS	367	449	7		- 823

2008-09 San Diego State Home/Away Statistics

Home Record: 11-2

No.	Player	GP GS		Min	Avg	TOTAL		3-PTS		FT-FTA		REBOUNDS				PF FO		A TO		Blk Stl		Pts	Avg
						FG-FGA	Pct	3FG-FGA	Pct			Off	Def	Tot	Avg								
15	SPAIN, Kyle	13	12	345	26.5	56-130	.431	26-68	.382	52-59	.881	24	44	68	5.2	22	0	18	27	4	16	190	14.6
31	WADE, Lorenzo	8	5	234	29.3	40-79	.506	4-13	.308	33-45	.733	7	26	33	4.1	10	0	19	22	8	9	117	14.6
32	WHITE, Billy	12	10	267	22.3	50-71	.704	0-1	.000	16-25	.640	19	28	47	3.9	30	0	10	21	12	17	116	9.7
43	AMOROSO, Ryan	11	8	255	23.2	41-80	.513	6-9	.667	13-19	.684	17	33	50	4.5	19	0	6	17	2	3	101	9.2
03	WILLIAMS, Richie	13	12	382	29.4	35-80	.438	12-35	.343	7-10	.700	13	47	60	4.6	39	3	45	25	2	29	89	6.8
24	SHELTON, Tim	12	7	301	25.1	38-77	.494	0-7	.000	12-27	.444	31	22	53	4.4	20	0	19	8	2	9	88	7.3
23	GAY, D.J.	13	9	349	26.8	25-82	.305	15-50	.300	19-29	.655	7	14	21	1.6	13	0	25	16	0	14	84	6.5
42	CHERIET, Mehdi	13	1	197	15.2	24-57	.421	5-24	.208	17-21	.810	13	16	29	2.2	22	1	9	8	3	5	70	5.4
21	THOMAS, Matt	13	1	154	11.8	7-20	.350	0-7	.000	5-6	.833	8	10	18	1.4	11	0	11	5	0	12	19	1.5
40	DAVIS, Kelvin	3	0	35	11.7	5-12	.417	1-4	.250	0-3	.000	2	7	9	3.0	3	0	0	0	0	5	11	3.7
10	HORTON, Bryan	7	0	25	3.6	1-6	.167	0-1	.000	2-4	.500	1	1	2	0.3	2	0	1	4	0	0	4	0.6
02	ISLAND, Tim	7	0	22	3.1	1-9	.111	0-4	.000	2-3	.667	3	2	5	0.7	2	0	1	0	0	1	4	0.6
25	SMITH, Bryce	7	0	22	3.1	1-5	.200	1-4	.250	0-0	.000	0	2	2	0.3	3	0	0	0	0	1	3	0.4
20	DEUTCHMAN, Jason	5	0	12	2.4	0-2	.000	0-1	.000	0-0	.000	0	3	3	0.6	1	0	1	0	0	0	0	0.0
TEAM												17	12	29	2.2	0			6			0	
SAN DIEGO STATE		13				324-710	.456	70-228	.307	178-251	.709	162	267	429	33.0	197	4	165	159	33	121	896	68.9
OPPONENTS		13				266-637	.418	62-214	.290	127-188	.676	125	258	383	29.5	235	-	136	215	44	72	721	55.5

SCORE BY PERIODS:	1st	2nd	OT	2OT	Total
SAN DIEGO STATE	440	456			- 896
OPPONENTS	321	400			- 721

Away/Neutral: 7-6 (Away: 4-5; Neutral 3-1)

No.	Player	GP GS		Min	Avg	TOTAL		3-PTS		FT-FTA		REBOUNDS				PF FO		A TO		Blk Stl		Pts	Avg
						FG-FGA	Pct	3FG-FGA	Pct			Off	Def	Tot	Avg								
15	SPAIN, Kyle	13	11	326	25.1	53-131	.405	26-60	.433	53-64	.828	23	47	70	5.4	32	0	16	23	4	18	185	14.2
24	SHELTON, Tim	12	4	275	22.9	40-73	.548	5-10	.500	25-40	.625	23	34	57	4.8	22	0	10	16	5	7	110	9.2
31	WADE, Lorenzo	8	4	229	28.6	40-90	.444	8-27	.296	21-32	.656	3	24	27	3.4	23	0	21	19	1	3	109	13.6
32	WHITE, Billy	13	13	300	23.1	45-73	.616	0-0	.000	18-29	.621	23	28	51	3.9	33	2	10	18	7	11	108	8.3
23	GAY, D.J.	13	12	401	30.8	33-87	.379	20-52	.385	13-18	.722	4	17	21	1.6	14	0	23	19	1	7	99	7.6
03	WILLIAMS, Richie	13	12	406	31.2	32-86	.372	15-35	.429	11-17	.647	17	34	51	3.9	35	0	52	34	0	30	90	6.9
42	CHERIET, Mehdi	13	1	182	14.0	26-49	.531	7-18	.389	3-8	.375	9	17	26	2.0	21	1	9	9	4	2	62	4.8
43	AMOROSO, Ryan	12	8	239	19.9	22-73	.301	1-9	.111	12-23	.522	19	36	55	4.6	26	1	6	11	5	6	57	4.8
21	THOMAS, Matt	13	0	187	14.4	9-22	.409	1-7	.143	10-11	.909	9	14	23	1.8	17	0	11	8	1	12	29	2.2
40	DAVIS, Kelvin	5	0	50	10.0	3-12	.250	3-10	.300	0-0	.000	1	4	5	1.0	4	0	4	7	0	1	9	1.8
25	SMITH, Bryce	3	0	5	1.7	2-2	1.000	2-2	1.000	0-0	.000	0	0	0	0.0	2	0	0	0	0	0	6	2.0
10	HORTON, Bryan	7	0	17	2.4	0-1	.000	0-0	.000	0-1	.000	0	1	1	0.1	2	0	2	0	0	0	0	0.0
02	ISLAND, Tim	2	0	8	4.0	0-1	.000	0-1	.000	0-0	.000	0	3	3	1.5	0	0	1	0	1	0	0	0.0
TEAM												24	16	40	3.1	0			4			0	
SAN DIEGO STATE		13				305-700	.436	88-231	.381	166-243	.683	155	275	430	33.1	231	4	165	168	29	97	864	66.5
OPPONENTS		13				288-679	.424	87-225	.387	167-234	.714	151	289	440	33.8	229	-	170	194	45	78	830	63.8

SCORE BY PERIODS:	1st	2nd	OT	2OT	Total
SAN DIEGO STATE	417	438	9		- 864
OPPONENTS	383	440	7		- 830

2008-09 Team Game-By-Game

Opponent	Site/Date	FG-FGA	Pct	3P-3PA	Pct	FT-FTA	Pct	Off-Def	Tot	PF	AT	TO	BS	ST	1st-2nd	Pts
at SDSU	H	18-49	.367	4-13	.308	19-29	.655	9-28	37	8	7	8	1	5	19-40	59
UC San Diego	11/15	17-54	.315	4-17	.235	2-5	.400	10-25	35	21	10	15	1	4	21-19	40
at SDSU	H	18-51	.353	6-20	.300	10-14	.714	14-13	27	20	11	10	0	7	24-28	52
(15/15) Arizona St..	11/18	20-35	.571	6-15	.400	13-16	.813	3-20	23	16	11	13	3	6	23-36	59
at SDSU	H	30-64	.469	6-19	.316	14-21	.667	14-30	44	17	15	12	3	9	40-40	80
Fresno St.	11/22	22-60	.367	5-17	.294	7-13	.538	9-24	33	16	12	14	4	5	23-33	56
SDSU	N	17-45	.378	7-17	.412	18-30	.600	13-18	31	15	11	16	2	8	25-34	59
vs. Western Carolina	11/27	21-49	.429	9-22	.409	7-12	.583	12-20	32	27	10	23	3	9	33-25	58
SDSU	N	27-53	.509	8-14	.571	13-17	.765	12-22	34	18	17	13	2	12	36-39	75
vs. Seattle	11/28	19-53	.358	6-17	.353	12-19	.632	17-16	33	13	9	15	0	8	21-35	56
SDSU	N	26-59	.441	10-22	.455	14-17	.824	16-24	40	16	18	15	3	12	37-39	76
vs. Hampton	11/29	19-58	.328	4-21	.190	5-10	.500	16-18	34	15	11	23	2	9	16-31	47
SDSU	A	24-53	.453	8-18	.444	17-19	.895	9-18	27	20	10	9	2	6	34-39	73
at Northern Colo.	12/3	20-48	.417	7-13	.538	15-24	.625	14-22	36	23	12	18	1	4	30-32	62
at SDSU	H	22-44	.500	4-12	.333	9-13	.692	9-16	25	13	10	13	0	11	35-22	57
San Diego	12/6	19-40	.475	3-12	.250	5-7	.714	6-16	22	14	12	17	2	2	27-19	46
SDSU	A	22-63	.349	5-26	.192	7-13	.538	19-20	39	17	14	16	2	7	26-30	56
at Arizona	12/10	23-51	.451	5-14	.357	18-21	.857	10-25	35	14	14	15	7	9	21-48	69
SDSU	N	27-65	.415	6-18	.333	4-12	.333	15-20	35	14	10	4	0	4	31-33	64
vs. (rv/rv) Saint Mary's	12/13	27-61	.443	5-16	.313	8-10	.800	15-29	44	17	11	8	4	3	37-30	67
at SDSU	H	28-52	.538	5-12	.417	7-12	.583	12-19	31	15	12	21	1	13	35-33	68
UC Santa Barbara	12/20	21-48	.438	3-13	.231	6-13	.462	10-15	25	16	15	23	6	8	28-23	51
at SDSU	H	25-53	.472	9-20	.450	13-16	.813	13-15	28	13	16	14	2	9	39-33	72
Cal State Northridge	12/22	21-51	.412	7-21	.333	7-12	.583	16-16	32	20	12	20	2	6	27-29	56
at SDSU	H	30-61	.492	9-20	.450	24-31	.774	19-19	38	11	13	12	4	13	46-47	93
Arkansas-Pine Bluff	12/29	25-54	.463	5-14	.357	6-8	.750	10-16	26	22	14	21	3	8	30-31	61
SDSU	A	21-46	.457	8-21	.364	21-46	.457	13-27	40	14	16	10	7	3	31-30	61
at Air Force	1/3	16-50	.320	5-16	.313	7-11	.636	10-17	27	17	7	6	2	1	26-18	44
at SDSU	H	26-62	.419	3-14	.214	17-24	.708	13-19	32	12	10	6	4	9	33-39	72
Utah	1/10	23-54	.426	6-23	.261	11-13	.846	11-27	38	21	7	16	3	1	26-37	63
SDSU	A	28-60	.467	7-20	.350	16-26	.615	13-22	35	22	13	16	4	8	38-41	79
at Wyoming	1/14	28-50	.560	5-12	.417	22-29	.759	5-26	31	20	17	14	4	6	37-46	83
at SDSU	H	23-46	.500	7-20	.350	28-39	.718	11-20	31	25	17	21	1	5	37-44	81
New Mexico	1/21	24-50	.480	5-17	.294	23-35	.657	10-17	27	33	12	14	2	10	32-44	76
SDSU	A	26-59	.441	7-14	.500	12-17	.706	8-16	24	15	14	9	1	8	32-39	71
at (-/rv) BYU	1/24	28-50	.560	11-21	.524	10-12	.833	6-29	35	16	22	17	4	4	41-36	77
at SDSU	H	30-62	.484	4-15	.267	3-5	.600	13-25	38	18	15	14	7	10	32-35	67
TCU	1/28	15-49	.306	4-17	.235	16-23	.696	12-20	32	9	9	16	5	5	24-26	50
SDSU	A	29-51	.569	7-14	.500	13-17	.765	9-17	26	15	12	15	2	10	35-43	78
at Colorado State	1/31	22-53	.415	4-16	.250	11-13	.846	14-15	29	15	11	20	4	3	24-35	59
SDSU	A	21-49	.429	5-20	.250	21-28	.750	9-30	39	24	12	17	3	8	30-29-9	68
at (rv/rv) UNLV	2/3	19-56	.339	7-20	.350	21-31	.677	14-22	36	20	11	14	4	8	28-31-7	66
at SDSU	H	23-54	.426	7-25	.280	12-16	.750	12-24	36	14	15	6	2	11	33-32	65
Air Force	2/7	13-42	.310	3-15	.200	5-13	.385	11-21	32	17	8	19	6	3	14-20	34
(rv/rv) SDSU	A	19-48	.396	4-13	.308	13-20	.650	10-25	35	24	8	18	0	8	33-22	55
at (rv/rv) Utah	2/11	20-48	.417	9-21	.429	18-26	.692	7-24	31	18	13	12	6	9	29-38	67
at (rv/rv) SDSU	H	28-58	.483	4-21	.190	11-17	.647	13-17	30	17	14	8	6	13	34-37	71
Wyoming	2/14	22-42	.524	4-13	.308	12-13	.923	4-20	24	16	5	17	2	2	26-34	60
SDSU	A	18-49	.367	6-14	.429	7-10	.700	9-16	25	17	10	10	1	3	29-20	49
at New Mexico	2/21	26-52	.500	10-16	.625	13-15	.867	11-24	35	14	18	8	3	4	40-35	75
at SDSU	H	23-54	.426	2-17	.118	11-14	.786	10-22	32	14	10	14	2	6	33-26	59
(rv/rv) BYU	2/24	24-58	.414	7-20	.350	14-17	.824	13-21	34	14	9	10	5	12	20-49	69

2008-09 Individual Game-By-Game (Points/Rebs./Asts.)

	2	3	10	15	21	23	24	25	31	32	40	42	43
	Tim	Richie	Bryan	Kyle	Matt	D.J.	Tim	Bryce	Lorenzo	Billy	Kelvin	Mehdi	Ryan
Opponent	Island	Williams	Horton	Spain	Thomas	Gay	Shelton	Smith	Wade	White	Davis	Cheriet	Amoroso
UC SAN DIEGO	0-0-0	4-5-3	1-0-0	14-5-0	2-2-0	10-4-1	7-5-1	0-0-0	TS	15-8-1	2-2-0	4-5-1	INJ
(15/15) ARIZONA STATE	CD	7-6-2	CD	17-1-0	0-2-0	7-1-3	2-3-2	CD	TS	12-4-2	CD	0-2-1	7-7-1
FRESNO STATE	0-1-1	7-4-2	0-1-1	22-11-3	5-2-0	3-2-5	8-4-1	0-0-0	TS	6-2-0	9-5-0	9-3-1	11-3-1
~vs. Western Carolina	CD	15-6-1	0-0-0	22-8-5	0-0-0	0-2-3	6-7-0	CD	TS	9-2-1	0-0-1	1-1-0	6-3-0
~vs. Seattle	0-2-0	4-3-8	0-0-0	15-3-1	6-4-0	9-0-3	7-6-2	0-0-0	TS	7-3-0	3-2-1	11-3-1	13-5-1
~vs. Hampton	0-1-1	4-2-4	0-1-1	17-8-1	0-1-2	20-1-3	5-5-1	3-0-0	TS	12-4-1	3-3-2	7-2-1	5-8-1
at Northern Colorado	CD	7-4-3	CD	19-6-0	5-0-1	8-1-2	17-2-1	CD	TS	6-7-0	3-0-0	3-1-2	5-3-1
SAN DIEGO	CD	7-2-4	CD	16-3-0	4-1-3	7-0-0	12-7-1	CD	CD	4-4-0	0-2-0	0-0-0	7-6-2
at Arizona	CD	2-5-5	CD	7-7-0	1-3-3	7-2-2	13-8-1	CD	11-2-2	10-6-1	CD	3-1-0	2-3-0
^vs. (rv/rv) Saint Mary's	CD	9-2-3	CD	13-7-0	0-0-1	4-0-1	17-10-0	CD	8-2-3	6-4-0	0-0-0	5-1-0	2-6-2
UC SANTA BARBARA	0-0-0	6-4-4	0-0-0	11-3-2	0-2-1	4-0-1	7-6-1	0-0-0	17-2-1	6-4-1	INJ	4-4-1	13-3-0
CAL STATE NORTHRIDGE	CD	9-5-3	CD	22-4-2	0-0-1	20-2-4	4-7-4	CD	2-2-2	4-1-0	INJ	9-3-0	2-2-0
ARKANSAS-PINE BLUFF	4-3-0	2-4-6	1-0-0	15-6-1	2-2-1	12-0-0	9-6-0	3-1-0	12-7-2	6-1-1	INJ	14-3-1	13-4-0
*at Air Force	DNT	5-3-3	0-0-1	3-1-0	0-1-0	15-4-1	8-11-1	3-0-0	12-11-8	11-4-1	INJ	2-1-1	2-1-0
*UTAH	CD	8-6-1	CD	9-3-1	0-0-1	11-3-4	6-3-0	CD	11-6-2	8-1-1	INJ	2-1-0	17-8-0
*at Wyoming	CD	12-4-9	0-0-0	16-5-0	11-1-1	6-4-1	8-3-1	CD	INJ	16-8-0	INJ	2-2-0	8-7-1
*NEW MEXICO	CD	3-3-4	CD	30-8-4	0-0-0	0-2-2	5-3-3	CD	21-0-2	8-3-0	INJ	12-6-2	2-2-0
*at (-/rv)Brigham Young	CD	9-6-6	CD	5-2-1	0-1-1	5-0-2	11-2-1	CD	18-2-1	5-2-2	INJ	14-3-0	4-1-0
*TCU	0-1-0	13-9-6	0-0-0	4-3-1	2-1-0	0-2-0	4-2-2	0-1-0	18-5-5	8-5-0	INJ	6-0-0	12-5-1
*at Colorado State	CD	3-2-3	0-0-0	15-8-2	4-4-0	10-0-1	5-1-1	CD	25-4-2	10-2-2	INJ	6-3-1	INJ
*at (rv/rv) UNLV	CD	9-5-2	CD	17-5-4	2-4-0	10-2-2	INJ	CD	12-4-1	12-7-2	INJ	4-3-1	2-5-0
*AIR FORCE	0-0-0	12-3-5	2-1-0	9-8-1	4-6-3	10-2-1	INJ	0-0-0	INJ	15-6-4	INJ	6-1-0	7-3-1
*at (rv/rv) Utah	CD	5-4-2	CD	18-4-1	0-3-2	3-3-1	7-1-0	CD	15-2-2	4-2-0	INJ	0-3-0	3-8-0
*WYOMING	0-0-0	9-2-2	0-0-0	8-6-2	0-0-1	0-1-4	11-5-2	0-0-0	17-5-3	24-8-0	INJ	2-1-0	INJ
*at New Mexico	CD	6-5-3	CD	18-6-1	0-1-0	2-2-1	6-1-1	CD	8-0-2	0-0-0	INJ	4-2-2	5-5-0
*(rv/rv) BRIGHAM YOUNG	CD	2-7-3	CD	13-7-1	0-0-0	0-2-0	13-2-2	CD	19-6-2	INJ	INJ	2-0-2	10-7-0
*at TCU													
*COLORADO STATE													
*UNLV													

Bold indicates starter. CD – Did Not Play-Coach's Decision. INJ – Did Not Play-Injured. TS - Team Suspension. ~ - Great Alaska Shootout (Anchorage, Alaska). ^ - John R. Wooden Classic (Honda Center; Anaheim, Calif.). * – Mountain West Conference Game. ` - Conoco Mountain West Conference Championship (Thomas & Mack Center; Las Vegas, Nev.).

2008-09 Starting Lineups

F	F	C	G	G	W-L	<u>Record As SDSU Starter</u>	<u>Season</u>	<u>Career</u>
Spain	Shelton	White	Gay	Williams	4-1	Ryan Amoroso	10-6	28-19
Spain	White	Amoroso	Gay	Williams	6-4	Mehdi Cheriet	2-0	2-0
Spain	Shelton	Amoroso	Gay	Williams	2-0	Kelvin Davis		3-2
Wade	Shelton	White	Gay	Thomas	1-0	D.J. Gay	15-6	32-15
Wade	White	Amoroso	Spain	Williams	2-1	Tim Shelton	8-3	11-3
Wade	Cheriet	White	Spain	Gay	1-0	Kyle Spain	17-7	59-27
Spain	Cheriet	White	Gay	Williams	1-0	Matt Thomas	1-0	12-15
Wade	Shelton	White	Spain	Williams	1-0	Lorenzo Wade	5-3	40-22
Wade	Shelton	White	Gay	Williams	0-1	Billy White	16-7	32-19
Wade	Shelton	Amoroso	Spain	Williams	0-1	Richie Williams	16-8	66-33

San Diego State Season/Career Highs

#2 • TIM ISLAND

	Season	Career
Points	4 vs. Ark.-PB, 12-29-08	12 at USC, 11-24-06
Rebounds	3 vs. Ark.-PB, 12-29-08	5 at Temple, 12-206
Assists	1 - two times	1 - five times
Steals	1 vs. Ark.-PB, 12-29-08	1 - two times
Blocked Shots	1 vs. Hampton, 11-29-08	2 - two times
Minutes	5 - three times	21 - two times

#3 • RICHIE WILLIAMS

	Season	Career
Points	15 vs. Western Carolina, 11-27-08	19 at BYU, 2-22-06
Rebounds	9 vs. TCU, 1-28-09	9 - two times
Assists	9 at Wyoming, 1-14-09	11 vs. SDSU, 3-3-06
Steals	5 vs. UCSB, 12-20-08	6 vs. Utah, 1-27-07
Blocked Shots	1 - two times	1 - seven times
Minutes	37 at Wyoming, 1-14-09	40 - four times

#10 • BRYAN HORTON

	Season/Career
Points	2 vs. Air Force, 2-7-09
Rebounds	1 - three times
Assists	1 - three times
Steals	-
Blocked Shots	1 - two times
Minutes	8 vs. Air Force, 2-7-09

#20 • JASON DEUTCHMAN

	Season/Career
Points	-
Rebounds	2 vs. Air Force, 2-7-09
Assists	1 vs. Ark.-PB, 12-29-08
Steals	-
Blocked Shots	-
Minutes	4 vs. Ark.-PB, 12-29-08

#15 • KYLE SPAIN

	Season	Career
Points	30 vs. New Mexico, 1-22-09	30 vs. New Mexico, 1-22-09
Rebounds	11 vs. Fresno State, 11-22-08	12 vs. Wyoming, 3-11-06
Assists	5 vs. Western Carolina, 11-27-08	5 - two times
Steals	5 at UNLV, 2-3-09	5 - two times
Blocked Shots	2 vs. TCU, 1-28-09	3 at UNLV, 1-23-07
Minutes	34 vs. Western Carolina, 11-27-08	37 at Saint Mary's, 11-11-06

#21 • MATT THOMAS

	Season	Career
Points	11 at Wyoming, 1-14-09	20 vs. Air Force, 2-28-05
Rebounds	6 vs. Air Force, 2-7-09	10 vs. UNLV, 2-12-05
Assists	3 - three times	7 vs. Southern Miss., 11-20-05
Steals	4 at Colorado State, 1-31-09	4 - three times
Blocked Shots	1 at Colorado State, 1-31-09	2 vs. UC Santa Barbara, 12-17-05
Minutes	26 at Colorado State, 1-31-09	40 vs. UNLV, 2-12-05

#21 • D.J. GAY

	Season	Career
Points	20 vs. Hampton, 11-29-08	21 at Utah, 2-16-08
Rebounds	4 - three times	5 at New Mexico, 1-12-08
Assists	5 vs. Fresno State, 11-22-08	5 - two times
Steals	3 - two times	3 - two times
Blocked Shots	1 at Northern Colorado, 12-3-08	1 - two times
Minutes	36 - two times	36 - two times

#24 • TIM SHELTON

	Season	Career
Points	17 - two times	17 - two times
Rebounds	11 at Air Force, 1-3-09	11 at Air Force, 1-3-09
Assists	4 vs. Cal State Northridge, 12-22-08	4 - two times
Steals	3 vs. Seattle, 11-28-08	3 vs. Seattle, 11-28-08
Blocked Shots	3 at Air Force, 1-3-09	3 at Air Force, 1-3-09
Minutes	35 at Air Force, 1-3-09	35 at Air Force, 1-3-09

#25 • BRYCE SMITH

	Season/Career
Points	3 - three times
Rebounds	1 - two times
Assists	-
Steals	1 vs. Air Force, 2-7-09
Blocked Shots	-
Minutes	6 vs. Ark.-PB, 12-29-08

#31 • LORRENZO WADE

	Season	Career
Points	25 at Colorado State, 1-31-09	28 vs. Brigham Young, 2-23-08
Rebounds	11 at Air Force, 1-3-09	13 vs. Wyoming, 1-19-08
Assists	8 at Air Force, 1-3-09	11 vs. Colorado State, 3-1-08
Steals	2 - two times	5 vs. UNLV, 2-13-07
Blocked Shots	3 vs. Ark.-PB, 12-29-08	4 vs. Lafayette, 12-30-06
Minutes	40 at UNLV, 2-3-09	41 at New Mexico, 2-20-07

#32 • BILLY WHITE

	Season	Career
Points	24 vs. Wyoming, 2-14-09	24 vs. Wyoming, 2-14-09
Rebounds	8 - three times	12 at Wyoming, 2-19-08
Assists	4 vs. Air Force, 2-7-09	4 - two times
Steals	3 - two times	4 - three times
Blocked Shots	4 vs. Wyoming, 2-14-09	4 - three times
Minutes	35 at UNLV, 2-3-09	42 vs. Utah, 1-16-08

#40 • KELVIN DAVIS

	Season	Career
Points	9 vs. Fresno State, 11-22-08	19 vs. Saint Mary's, 12-8-07
Rebounds	5 vs. Fresno State, 11-22-08	6 - three times
Assists	2 vs. Hampton, 11-29-08	3 vs. Alabama State, 12-27-04
Steals	2 - two times	3 - seven times
Blocked Shots	-	1 - four times
Minutes	20 vs. Hampton, 11-29-08	27 vs. Northern Colorado, 1-9-08

#42 • MEHDI CHERIET

	Season/Career
Points	14 - two times
Rebounds	6 vs. New Mexico, 1-22-09
Assists	2 - three times
Steals	2 vs. TCU, 1-28-09
Blocked Shots	1 -six times
Minutes	30 at UNLV, 2-3-09

#43 • RYAN AMOROSO

	Season	Career
Points	17 vs. Utah, 1-10-09	30 vs. South Carolina, 11-26-05
Rebounds	8 - three times	12 - three times
Assists	2 - two times	3 - two times
Steals	3 vs. Seattle, 11-28-08	3 - two times
Blocked Shots	2 - two times	2 - three times
Minutes	30 vs. BYU, 2-24-09	39 vs. Utah, 1-16-08

2008-09 Biggest Leads/Time in Lead

Date	Opponent	SDSU Result	SDSU		Big Opp Big		Ties	LC	SDSU in		Opp in		Paint		Off TOs		2nd Ch.		Bench	
			Lead	Lead	Lead	Lead			Lead	Lead	Tied	SD	Opp	SD	Opp	SD	Opp	SD	Opp	
Nov. 15	UC SAN DIEGO	W	59-40		20	8	2	2	29:51	7:58	2:11		24	18	19	3	10	10	9	21
Nov. 18	(15/15) ARIZONA STATE	L	52-59		13	9	3	3	32:54	4:45	2:21		20	16	15	15	8	2	2	3
Nov. 22	FRESNO STATE	W	80-56		26	0	0	0	~39:44	0:00	0:16		46	28	16	12	12	8	31	14
Nov. 27	~vs. Western Carolina	W	59-58		4	12	7	8	3:18	30:24	6:18		20	18	25	18	11	5	4	6
Nov. 28	~vs. Seattle	W	75-56		24	0	1	0	~36:05	0:00	3:55		32	16	19	13	7	7	27	23
Nov. 29	~vs. Hampton	W	76-47		31	0	0	0	~39:44	0:00	0:16		28	22	27	10	12	6	18	19
Dec. 3	at Northern Colorado	W	73-62		11	3	3	9	~34:24	3:20	1:16		24	18	19	14	12	16	28	23
Dec. 6	SAN DIEGO	W	57-46		16	5	0	1	~30:58	8:51	0:11		24	18	28	2	7	6	16	2
Dec. 10	at Arizona	L	56-69		5	13	8	10	10:20	25:01	4:39		26	22	16	15	16	14	28	0
Dec. 13	^vs. (rv/rv) Saint Mary's	L	64-67		4	12	6	16	5:04	33:15	1:41		32	24	11	2	12	17	32	12
Dec. 20	UC SANTA BARBARA	W	68-51		20	4	7	12	~28:37	5:37	5:46		40	24	28	20	15	5	27	17
Dec. 22	CAL STATE NORTHRIDGE	W	72-56		19	4	3	5	~31:22	6:16	2:22		30	22	30	25	11	10	15	24
Dec. 29	ARKANSAS-PINE BLUFF	W	93-61		37	6	1	3	~28:07	10:41	1:12		40	26	31	6	21	13	49	32
Jan. 3	*at Air Force	W	61-44		18	1	1	2	~38:24	0:33	1:03		22	16	5	11	12	16	19	14
Jan. 10	*UTAH	W	72-63		12	3	1	1	~35:21	2:32	2:07		44	24	23	7	12	15	36	20
Jan. 14	*at Wyoming	L	79-83		5	6	16	17	9:30	22:53	7:37		40	44	13	12	19	11	21	10
Jan. 21	*NEW MEXICO	W	81-76		13	11	2	2	~28:10	10:19	1:31		30	22	12	24	18	8	4	12
Jan. 24	*at (-/rv) Brigham Young	L	71-77		1	12	1	2	0:11	39:08	0:41		22	24	20	12	9	11	30	20
Jan. 28	*TCU	W	67-50		24	4	3	6	~32:39	5:03	2:18		46	18	18	16	18	7	12	10
Jan. 31	*at Colorado State	W	78-59		23	0	1	0	~39:24	0:00	0:36		34	26	31	16	4	10	25	34
Feb. 3	*at (rv/rv) UNLV	W	68-66		10	4	5	6	34:43	6:24	3:53		28	18	18	19	12	11	13	18
Feb. 7	*AIR FORCE	W	65-34		33	0	0	0	~39:37	0:00	0:23		30	18	21	0	8	2	2	0
Feb. 11	*at (rv/rv) Utah	L	55-67		7	12	8	15	11:45	23:19	4:56		22	20	9	22	2	8	22	29
Feb. 14	*WYOMING	W	71-60		20	5	1	8	30:09	9:24	0:27		34	26	19	7	12	6	2	11
Feb. 21	*at New Mexico	L	49-75		2	27	0	3	0:44	39:00	0:16		12	20	7	21	11	13	27	12
Feb. 24	* (rv/rv) BRIGHAM YOUNG	L	59-69		14	11	6	5	4:26	26:43	8:51		34	22	9	14	18	11	2	7
Feb. 28	*at TCU																			
Mar. 4	*COLORADO STATE																			
Mar. 7	*UNLV																			

~ - Great Alaska Shootout (Anchorage, Alaska). ^ - John R. Wooden Classic (Honda Center; Anaheim, Calif.). * - Mountain West Conference Game. ` - Conoco Mountain West Conference Championship (Thomas & Mack Center; Las Vegas, Nev.). ~ - Next to time indicates San Diego State did not trail in the second half.

Free Throw Superlatives

	FREE THROWS MADE STREAKS			FINAL 4 MINUTES & OVERTIME	
	ACTIVE	SEASON	CAREER	FTM-FTA	PCT.
Ryan Amoroso	1	5	7*	3-4	75.0
Mehdi Cheriet	2	8	8	8-10	80.0
Kelvin Davis	1	1	8*	0-1	0.0
D.J. Gay	5	10	10	7-10	70.0
Bryan Horton	0	1	1	2-5	40.0
Tim Island	0	2	2*	2-3	66.7
Tim Shelton	1	5	5	4-8	50.0
Bryce Smith	0	0	0		
Kyle Spain (<i>streaks of 18, 17 and 12 this season</i>)	2	18	20	23-24	95.8
Matt Thomas	8	8	13	2-2	100.0
Lorrenzo Wade	1	8	10	15-17	88.2
Billy White	2	6	7	2-4	50.0
Richie Williams	0	7	14	7-10	70.0
SDSU TOTALS				75-98	76.5

* - With SDSU

San Diego State Miscellaneous Statistics

San Diego State's Record When...

Category	2008-09 Season	Fisher Era	SDSU Streak
Home	11-2	107-46	Lost 1
Away	4-5	41-81	Lost 2
Neutral	3-1	17-11	Lost 1

Scoring First	13-4		Lost 2
Opponent Scores First	5-4		Lost 1
Leading at Half	16-4	122-34	Lost 1
Trailing at Half	2-4	33-102	Lost 3
Tied at Half	0-0	10-2	Won 1

Leading with 5:00 Left	16-0		Won 48
Trailing with 5:00 Left	2-6		Lost 3
Tied with 5:00 Left	0-2		Lost 2
In Overtime	1-0	7-12	Won 6

SDSU Outrebounds Opp.	13-4	114-51	Won 1
SDSU is Outrebounced	5-4	47-82	Lost 2
Opp. Commits More TOs	14-3	102-45	Won 4
SDSU Commits More TOs	4-5	54-83	Lost 3
SDSU More FT Attempts	13-2	119-46	Won 3
Opp. More FT Attempts	5-6	41-90	Lost 3

SDSU Shoots Better than Opp.	15-1	130-28	Lost 1
Opp. Shoots Better than SDSU	3-7	32-109	Lost 1
SDSU Shoots 50% or Better	5-0	62-12	Won 23
SDSU Shoots 40-50%	11-4	83-63	Lost 1
SDSU Shoots 40% or Less	2-4	20-63	Lost 3
Opp. Shoots 50% or Better	1-4	17-48	Won 2
Opp. Shoots 40-50%	10-4	83-80	Lost 2
Opp. Shoots 40% or Less	7-0	65-10	Won 7

SDSU Bench Outscores Opp.	9-5	81-54	Lost 1
Opp. Bench Outscores SDSU	9-3	81-78	Lost 1

SDSU Scores Less Than 60	3-5	11-46	Lost 4
SDSU Scores Between 60-69	5-1	40-56	Won 5
SDSU Scores Between 70-79	7-2	61-21	Won 2
SDSU Scores Between 80-89	2-0	43-13	Won 13
SDSU Scores Between 90-99	1-0	9-2	Won 2
SDSU Scores 100+	-	1-0	Won 24

Opp. Scores Less Than 60	12-1	63-8	Won 11
Opp. Scores Between 60-69	5-4	58-35	Lost 1
Opp. Scores Between 70-79	1-2	40-48	Lost 2
Opp. Scores Between 80-89	0-1	4-30	Lost 1
Opp. Scores Between 90-99	-	0-14	Lost 24
Opp. Scores 100+	-	0-3	Lost 9

Wearing Black	5-4		Lost 2
Wearing Red	1-1		Lost 1
Wearing White	12-3		Lost 1

On Monday	2-0		Won 4
On Tuesday	1-2		Lost 1
On Wednesday	3-2		Lost 1
On Thursday	1-0		Won 2
On Friday	1-0		Won 1
On Saturday	10-4		Lost 1
On Sunday			

In November	5-1		Won 4
In December	5-2		Won 3
In January	5-2		Won 2
In February	3-3		Lost 2
In March			

LEADS AND DEFICITS

SDSU Biggest Halftime Lead	22 vs. Hampton (11-29-08)
SDSU Biggest Halftime Lead Lost	10 vs. Brigham Young (2-24-09)
SDSU Biggest Halftime Lead Lost in a Loss	10 vs. Brigham Young (2-24-09)
SDSU Biggest Halftime Deficit	11 at New Mexico (2-21-09)
SDSU Biggest Halftime Deficit Overcome	8 vs. Western Carolina (11-27-08)
SDSU Biggest Halftime Deficit Overcome for Victory	8 vs. Western Carolina (11-27-08)
SDSU Biggest Lead	33 vs. Air Force (2-7-09)
SDSU Biggest Lead Lost	14 vs. Brigham Young (2-24-09)
SDSU Biggest Lead Lost in a Loss	14 vs. Brigham Young (2-24-09)
SDSU Biggest Deficit	27 at New Mexico (2-21-09)
SDSU Biggest Deficit Overcome	12 vs. Western Carolina (11-27-08)
SDSU Biggest Deficit Overcome for Victory	12 vs. Western Carolina (11-27-08)

DUNKS

	SEASON
Billy White	.26
Ryan Amoroso	.7
Kyle Spain	.5
Lorrenzo Wade	.5
Mehdi Cheriet	.3
Kelvin Davis	.2
TOTAL	.48

TOP SCORING PERFORMANCES

30, Kyle Spain vs. New Mexico (1-21-09)
25, Lorrenzo Wade at Colorado State (1-31-09)
24, Billy White vs. Wyoming (2-14-09)
22, Kyle Spain vs. CSU Northridge (12-22-08)
22, Kyle Spain vs. Western Carolina (11-27-08)
22, Kyle Spain vs. Fresno State (11-22-08)
21, Lorrenzo Wade, vs. New Mexico (1-21-09)
20, D.J. Gay vs. CSU Northridge (12-22-08)
20, D.J. Gay vs. Hampton (11-29-08)
19, Lorrenzo Wade vs. Brigham Young (2-24-09)
19, Kyle Spain at Northern Colorado (12-3-08)
18, Kyle Spain at New Mexico (2-21-09)
18, Kyle Spain at Utah (2-11-09)
18, Lorrenzo Wade vs. TCU (1-28-09)
18, Lorrenzo Wade at Brigham Young (1-24-09)
17, Lorrenzo Wade vs. Wyoming (2-14-09)
17, Kyle Spain at UNLV (2-3-09)
17, Ryan Amoroso vs. Utah (1-10-09)
17, Tim Shelton vs. Saint Mary's (12-13-08)
17, Tim Shelton at Northern Colorado (12-2-08)
17, Kyle Spain vs. Hampton (11-29-08)
17, Kyle Spain vs. Arizona State (11-18-08)
16, Kyle Spain at Wyoming (1-14-09)
16, Billy White at Wyoming (1-14-09)
16, Kyle Spain vs. San Diego (12-6-08)
15, Lorrenzo Wade at Utah (2-11-09)
15, Billy White vs. Air Force (2-7-09)
15, Kyle Spain at Colorado State (1-31-09)
15, D.J. Gay at Air Force (1-3-09)
15, Kyle Spain vs. Arkansas-Pine Bluff (12-29-08)
15, Kyle Spain vs. Seattle (11-28-08)
15, Richie Williams vs. Western Carolina (11-27-08)
15, Billy White vs. UC San Diego (11-15-08)

TOP REBOUNDING PERFORMANCES

11, Tim Shelton at Air Force (1-3-09)
11, Lorrenzo Wade at Air Force (1-3-09)
11, Kyle Spain vs. Fresno State (11-22-08)
10, Tim Shelton vs. Saint Mary's (12-13-08)

9, Richie Williams vs. TCU (1-28-09)
8, Billy White vs. Wyoming (2-14-09)
8, Ryan Amoroso at Utah (2-11-09)
8, Kyle Spain vs. Air Force (2-7-09)
8, Kyle Spain at Colorado State (1-31-09)
8, Kyle Spain vs. New Mexico (1-3-09)
8, Billy White at Wyoming (1-14-09)
8, Ryan Amoroso vs. Utah (1-10-09)
8, Tim Shelton at Arizona (12-10-08)
8, Ryan Amoroso vs. Hampton (11-29-08)
8, Kyle Spain vs. Hampton (11-29-08)
8, Kyle Spain vs. Western Carolina (11-27-08)
8, Billy White vs. UC San Diego (11-15-08)

TOP ASSISTS PERFORMANCES

9, Richie Williams at Wyoming (1-14-09)
8, Lorrenzo Wade at Air Force (1-3-09)
8, Richie Williams vs. Seattle (11-28-08)
6, Richie Williams vs. TCU (1-28-09)
6, Richie Williams at Brigham Young (1-24-09)
6, Richie Williams vs. Arkansas-Pine Bluff (12-29-08)
5, Richie Williams vs. Air Force (2-7-09)
5, Lorrenzo Wade vs. TCU (1-28-09)
5, Richie Williams at Arizona (12-10-08)
5, Kyle Spain vs. Western Carolina (11-27-08)
5, D.J. Gay vs. Fresno State (11-22-08)

TOP 3-POINT FG PERFORMANCES

6, D.J. Gay vs. Hampton (11-29-08)
5, Kyle Spain vs. CSU Northridge (12-22-08)
5, Richie Williams vs. Western Carolina (11-27-08)
5, Kyle Spain vs. Arizona State (11-18-08)
4, Kyle Spain at New Mexico (2-21-09)
4, D.J. Gay at Air Force (1-3-09)
3, Richie Williams vs. Air Force (2-7-09)
3, Kyle Spain at UNLV (2-3-09)
3, Richie Williams vs. TCU (1-28-09)
3, Kyle Spain vs. New Mexico (1-21-09)
3, Kyle Spain at Wyoming (1-14-09)
3, D.J. Gay vs. Arkansas-Pine Bluff (12-29-08)
3, Kyle Spain vs. Seattle (11-28-08)

GAMES MISSED DUE TO INJURY, ILLNESS

OR SUSPENSION	SEASON
Kelvin Davis	.15
Lorrenzo Wade	.9
Ryan Amoroso	.3
Tim Shelton	.2
TOTAL	.29