

Mission Statement: The mission of the United States Air Force Academy is to educate, train, and inspire men and women to become leaders of character, motivated to lead the United States Air Force in service to our nation.

Schedule

Date	Opponent (TV/Digital)	Time/Result
11/7	at Bowling Green	L, 58-62
11/11	DELAWARE (MWN)	W, 75-71
11/14	TEXAS A&M-COMMERCE (MWN)	L, 69-73, OT
11/17	PORTLAND (MWN)	L, 51-64
11/21	USC-UPSTATE% (ALT2/MWN)	W, 83-56
11/23	MISSISSIPPI VALLEY STATE% (MWN)	W, 64-51
11/27	MONTANA (Altitude/MWN)	W, 59-56
11/30	ARKANSAS-PINE BLUFF (ALT2/MWN)	W, 81-53
12/3	at Portland State (ESPN+)	L, 64-68
12/6	SOUTH DAKOTA (MWN)	W, 79-58
12/9	ARKANSAS STATE (MWN)	W, 80-55
12/18	TARLETON STATE (Altitude/MWN)	W, 81-67
12/20	at Northern Colorado (ESPN+)	W, 67-65
12/28	at San Diego State* (FS1)	8 pm PT
12/31	NEVADA* (ALT2/MWN)	12 pm
1/3	UTAH STATE* (CBSSN)	7 pm
1/10	at Colorado State* (Evoca)	7 pm
1/14	at Fresno State* (MWN)	4 pm PT
1/17	WYOMING* (ALT2/MWN)	7 pm
1/21	SAN DIEGO STATE* (CBSSN)	8 pm
1/24	at San Jose State*	7 pm PT
1/27	at New Mexico* (CBSSN)	8 pm
1/31	BOISE STATE* (Altitude/MWN)	7 pm
2/3	at Nevada* (CBSSN)	8 pm PT
2/7	COLORADO STATE* (ALT2/MWN)	7 pm
2/10	NEW MEXICO* (FS1)	7 pm
2/14	at Utah State* (MWN)	7 pm
2/17	at Wyoming* (FS1)	8 pm
2/21	FRESNO STATE* (Altitude/MWN)	7 pm
2/24	at UNLV* (CBSSN)	6:30 pm PT
3/4	SAN JOSE STATE (Altitude/MWN)	2 pm
3/8-11	MW Championships (CBSS/MWN)	

* Mountain West Contest
% Collegiate Hoops Roadshow (MTE)
Home games in BOLD CAPS
All times local to site.
All date and times are subject to change.

MBB Contact: Nick Arseniak
email: nicholas.arseniak@usafa.edu
Office: 719-333-9251

Web: goAirForceFalcons.com
Twitter: @AF_MBB
Home Game Video for non-televised games:
http://www.goAirForceFalcons.com/WatchLive
Mountain West: TheMW.com
MW Twitter: @MW_MBB

Air Force vs. RV/RV San Diego State

Wednesday, Dec. 28 - 8 pm PT
Viejas Arena (12,414) - San Diego, CA

BROADCAST INFORMATION

TV/Stream: FS1 (Talent - JB Long, Casey Jacobsen)
Radio: AM 740 KVOR (PxP - Jim Arthur)
Live Stats: Statbroadcast (AirForceStats.com)

THE BREAKDOWN

Quick Facts:	Air Force	San Diego State
Record:	9-4	9-3
2021-22 Record:	11-18, 4-13, 9th MW	23-9, 13-4, 3rd MW
Streak:	W4	W2
Last Game:	W, 67-65, at Northern Colorado	W, 62-46, vs. UC San Diego
Next Game:	12/31 vs. Nevada	12/31 at UNLV
Nickname:	Falcons	Aztecs
Location/Enrollment:	Colorado Springs, CO/4,000	San Diego, CA/33,870
Website:	GoAirForceFalcons.com	goAztecs.com

THE COACHES

Head Coach:	Joe Scott	Brian Dutcher
Alma Mater:	Princeton, 1987	Minnesota, 1982
School Record:	76-105 (7th season)	128-43 (6th season)
Career Record:	260-282 (19th season)	Same
Record vs. Opponent:	3-8	8-1

THE SERIES

Overall - Home/Away/N:	Air Force trails 24-62 - 17-25/6-31/1-6
First Meeting:	Dec. 8, 1973 at the Great Plains Classic in Omaha, Neb. (SDSU 87-68)
Last Meeting:	Feb. 12, 2022 at SDSU (SDSU 76-64)
Streak:	SDSU, 6 (SDSU 15 in a row in San Diego dating back to Feb. 28, 2005)

NOTABLE:

- Air Force's nine non-conference wins over Div. I opponents is most since 2006-07 and third-most ever.
- Air Force has won eight of its last nine.
- Air Force enters season 24 as a charter member of Mountain West (more info page 11).
- Air Force went 4-0 vs. non-conference opponents they played last year (0-4 last year).
- Freshman Rytis Petraitis earned his third-consecutive MW Freshman of the Week honor on 12/26.
- Air Force ranks 3rd in nation in 3 pt field goal defense (24.8%) and 31st in scoring defense (61.5).
- 17 of 20 on the Air Force roster are freshmen and sophomores. Air Force has just three upperclassmen.

STATISTICAL COMPARISON

Category/NCAA Rank (As of Dec. 25)	Air Force	NCAA/MW Rankings	SDSU	NCAA Rankings
Games Played	13		12	
Points/Game	70.1	225/9	75.5	127/5
Scoring Defense	61.5	31/2	65.4	96/7
Scoring Margin	+8.6	107/7	+10.1	83/5
Field Goal Percentage	47.7	53/4	45.4	147/6
Field Goal Percentage Defense	40.1	61/4	41.8	132/9
Free Throw Percentage	69.5	216/10	73.1	91/4
Free Throws Made/Game	13.8	102/6	14.8	69/5
3-Pt Field Goal Percentage	36.2	84/3	33.5	198/9
3-Pt Field Goals Made/Game	8.5	83/3	7.1	218/9
3-Pt Field Goal Percentage Defense	24.8	3/1	30.0	65/3
Rebounds/Game	31.8	323/9	35.8	173/6
Rebound Margin	-0.6	250/8	+2.9	142/5
Blocks/Game	5.1	35/2	2.9	224/9
Assists/Game	15.8	62/4	14.3	133/6
Turnovers/Game	12.4	123/7	12.6	142/8
Assist-to-Turnover Ratio	1.3	63/5	1.1	121/6
Steals/Game	7.0	157/4	9.0	38/2

Air Force Basketball Quick Facts: 2022-23

QUICK FACTS

City	USAFA/Colorado Springs, Colo.
Population	483,956 (2021 via US Census)
Founded	1954
Enrollment	4,000
Nickname	Falcons
School Colors	Blue & Silver
Arena	Clune Arena (5,843)
Conference	Mountain West
Superintendent	Lt. Gen. Richard Clark
Athletics Director	Nathan Pine

ALL-TIME RECORD

Years of AF basketball	67th in 2022-23, since 1957
Overall Record	795-1,021
Mountain West Record	134-261
NCAA Appearances	3
Postseason NIT Appearances	1

CLUNE ARENA

Season	54th season
Opened	1968
Overall Record	586-320
Mountain West Record	95-93
Capacity	5,843

MW TOURNAMENT

Record	6-23
First Round	6-11
Quarterfinal	0-18

TEAM INFORMATION

Head Coach	Joe Scott
Career Record	260-282/19th season
Record At Air Force	76-105/7th season
MW Record at Air Force	28-63
Assistant Coach	David Metzendorf
Assistant Coach	Jared Czech
Assistant Coach	Lt. Col. Matt McCraw
Assistant Coach	Maj. Marc Holum
Assistant Coach	Zack Curran
Assistant/Operations	Jon Jordan
Athletic Trainer	Woody Graham
Strength & Conditioning	Buck Blackwood
Basketball Administrator	Shondell Reed

2021-22 Season Review

Record	11-18
Mountain West Record	4-13/9th

Team Information

Starters Returning/Lost	3/2
Returning/Lost	12/5
Newcomers	7

Athletic Communications

Assistant Director	Nick Arseniak
Cell	719-510-2684
Email	Nicholas.Arseniak@usafa.edu

RADIO

Flagship Radio Station	KVOR 740 AM/KCSF Extra Sports 1300 AM
AF Play-By-Play	Jim Arthur

MEDIA INFORMATION

INTERVIEWS

Air Force players and coaches are available on assigned days. All interviews must be scheduled in advance. All requests should be made at least one day in advance.

PRACTICES

All Air Force basketball practices are open to the media. However, any media wishing to attend practice must contact Nick Arseniak in the athletic communications office at least one day in advance and to gain access to the base.

CONTACTING PLAYERS/STAFF

All communications with Air Force cadet-athletes, coaches and staff must go through the athletic communications office – **ABSOLUTELY NO EXCEPTIONS**. Failure to follow this policy will result in loss of credentials and access to Air Force athletes, coaches and staff. Cadet-athlete's private phone numbers and email addresses will not be issued to the media. Air Force cadet-athletes have also been instructed not to accept calls from media without prior notification from athletic communications.

BASKETBALL CONTACT

Nick Arseniak..... MR Assistant
 MBB Contact
 Office:..... 719-333-9251
 Cell: 719-510-2684
 Email:..... nicholas.arseniak@usafa.edu

Air Force Men's Basketball 2022-23 Roster

No.	Name	Yr.	Pos.	Ht.	Wt.	Squadron/Name	Hometown (Previous School/High School)
1	Jordan Rayford	Fr.	G	6-5	200	12 Dirty Dozen	Washington, DC (Phillips Academy Andover HS (MA))
2	Dawson Sarblah	So.	G	6-6	200	35 Wild Weasels	Greenville, AL (Greenville HS)
3	Jake Heidbreder	So.	G	6-5	180	30 Knights of Thirty	Floyds Knobs, IN (Floyd Central HS)
4	Carter Murphy	Sr.	G	6-4	200	9 Eagle Eight	Phoenix, AZ (Arcadia HS)
5	Ethan Taylor	So.	G	6-5	195	3 Dogs of War	Houston, TX (USAFA Prep/Memorial HS)
11	Byron Brown	So.	G	6-4	205	2 Deuce	Sahuarita, AZ (USAFA Prep/Sahuarita HS)
12	Kellan Boylan	Fr.	G	6-6	190	10 Tiger Ten	Overland Park, KS (Bishop Miege HS)
13	Chase Beasley	So.	F	6-6	190	9 Viking Nine	Fort Washington, VA (USAFA Prep/St. Stephens & St. Agnes)
14	Beau Becker	So.	F	6-7	205	2 Deuce	Dallas, TX (USAFAP Prep/Woodrow Wilson HS)
15	Corbin Green	Fr.	F	6-5	230	19 Wolverines	Midlothian, TX (USAFA Prep/Midlothian HS)
20	Kaleb Lichau	So.	F	6-9	200	11 Rebeleven	Gig Harbor, WA (USAFA Prep/Peninsula HS)
21	Solo Jones	Fr.	F	6-8	199	12 Dirty Dozen	Long Beach, CA (USAFA Prep/Los Alamitos HS)
22	Nikc Jackson	Sr.	F	6-8	205	20 Trolls	Scottsdale, AZ (USAFA Prep/Rancho Solano HS)
23	Jake Murphy	So.	G	6-4	200	20 Trolls	Phoenix, AZ (USAFA Prep/Phoenix Prep)
24	Jeffrey Mills	So.	G	6-4	200	22 Raptors	Flower Mound, TX (USAFA Prep/Flower Mound HS)
30*	Camden Vander Zwaag	Sr.	G	6-4	200	9 Viking Nine	Johnston, IA (USAFA Prep/Johnston HS)
31	Rytis Petraitis	Fr.	F	6-7	210	13 Bulldawgs	Arlington, TX (USAFA Prep/The Oak Ridge School)
35	Lucas Moerman	So.	C	6-10	205	21 Blackjacks	Colorado Springs, CO (USAFA Prep/Doherty HS)
41	Wyatt Bell	Fr.	G	6-1	165	37 Animalistic Skyraiders	Buckeye, AZ (USAFA Prep/Paradise Honors)
42	Marcell McCreary	Fr.	G	6-4	219	4 Fightin' Fourth	Fort Worth, TX (USAFA Prep/O.D. Wyatt HS)

* Team Captain

Head Coach: Joe Scott (Princeton, 1987) – 7th/3rd season (Air Force head coach from 2000-04 and 2020-Present) 19th season as a head coach

Assistant Coach: David Metzendorf (Ithaca College, 2013) – 3rd season

Assistant Coach: Jared Czech (Manhattanville College, 2013) – 3rd season

Assistant Coach: Lt. Col. Matt McCraw (USAFA, 2007) – 2nd season

Assistant Coach: Maj. Marc Holum (USAFA, 2006) – 3rd season

Assistant Coach: Zack Curran (Virginia Tech, 2015) – 2nd season

Assistant Coach/Operations: Jon Jordan (USAFA, 1985) – 6th season

PRONUNCIATION GUIDE

2 Sarblah	Sar-blah
3 Heidbreder	Hide-BREED-er
20 Lichau	LEE-how
30 Vander Zwaag	Vander-ZWOG
31 Rytis Petraitis	REE-tis Peh-TRY-tis
Czech	Check

Falcons By Class**Seniors (3):**Nikc Jackson
Carter Murphy
Camden Vander-Zwaag**Sophomores (10):**Chase Beasley
Beau Becker
Byron Brown
Jake Heidbreder
Kaleb Lichau
Jeffrey Mills
Lucas Moerman
Jake Murphy
Dawson Sarblah
Ethan Taylor**Freshmen (7):**Wyatt Bell
Kellan Boylan
Corbin Green
Solo Jones
Marcell McCreary
Rytis Petraitis
Jordan Rayford**Falcons By State****(10 States)****Alabama:** Sarblah (Greenville)**Arizona (5):** Bell (Buckeye), B. Brown (Sahuarita), Jackson (Scottsdale), C. Murphy (Phoenix), J. Murphy (Phoenix)**California:** Jones (Long Beach)**Colorado :**

Moerman (Colorado Springs)

Indiana: Heidbreder (Floyds Knobs)**Iowa:** Vander Zwaag (Johnston)**Kansas:** Boylan (Overland Park)**Texas (6):** Becker (Dallas), Green (Midlothian), McCreary (Fort Worth), Mills (Flower Mound), Petraitis (Arlington), Taylor (Houston)**Virginia:** Beasley (Fort Washington)**Washington:** Lichau (Gig Harbor)**Washington, DC:** Rayford

LAST TWO MEETINGS VS. SAN DIEGO STATE

Official Basketball Box Score -- Game Totals -- Final Statistics
San Diego St. vs Air Force
01/24/21 8:00 pm at U.S. Air Force Academy, CO

San Diego St. 91 • 11-4,5-3 Mounai

##	Player	Total		3-Ptr		Rebounds			PF	TP	A	T	Blk	Stl	Min
		FG-FGA	FT-FTA	Off	Def	Tot									
31	Nathan Mensah	1-2	0-0	3-5	1	2	3	1	5	0	4	1	0	14	
03	Terrell Gomez	5-9	5-9	0-0	1	2	3	2	15	6	0	0	0	26	
04	Trey Pulliam	3-5	0-1	0-0	1	3	4	2	6	1	2	0	0	25	
05	Lamont Butler	1-3	0-1	0-0	0	3	3	2	2	1	0	0	0	16	
20	Jordan Schakel	8-17	6-13	2-2	0	2	2	1	24	3	1	0	0	28	
00	Keshad Johnson	0-2	0-0	2-2	2	5	7	1	2	3	2	1	1	16	
12	Adam Seiko	3-4	3-3	0-1	0	4	4	2	9	2	0	0	1	19	
10	Keith Dinwiddie	1-3	0-1	0-0	0	0	0	0	2	1	0	0	2	5	
11	Matt Mitchell	2-4	2-2	4-4	2	5	7	2	10	3	1	0	0	14	
12	Che Evans	0-1	0-0	0-0	0	0	0	0	0	0	0	0	0	4	
14	Cade Alger	2-3	0-0	0-2	2	0	2	0	4	0	0	0	0	2	
21	Jared Barnett	0-0	0-0	0-0	0	0	0	0	1	0	1	0	0	2	
23	Joshua Tomic	3-3	0-0	0-0	2	0	2	1	6	1	0	1	0	17	
33	Aguek Arop	2-4	0-0	2-2	3	0	3	3	6	0	1	0	0	12	
Team				2		2					1				
Totals		31-60	16-30	13-18	16	26	42	18	91	21	13	3	4	200	

FG % 1st Half: 13-26 50.0% 2nd half: 18-34 52.9% Game: 31-60 51.7%
 3FG % 1st Half: 8-14 57.1% 2nd half: 8-16 50.0% Game: 16-30 53.3%
 FT % 1st Half: 10-12 83.3% 2nd half: 3-6 50.0% Game: 13-18 72.2%

Air Force 59 • 4-10,2-8 Mounai

##	Player	Total		3-Ptr		Rebounds			PF	TP	A	T	Blk	Stl	Min
		FG-FGA	FT-FTA	Off	Def	Tot									
22	Nikc Jackson	7-11	1-3	2-4	1	1	2	5	17	1	3	1	2	24	
44	Keaton Van Soelen	1-6	0-4	2-2	0	1	1	2	4	2	1	0	1	33	
02	Glen McClintock	1-3	0-1	1-2	0	1	1	0	3	2	2	0	2	31	
05	Chris Joyce	5-10	2-4	1-3	0	2	2	2	13	4	1	0	0	30	
10	AJ Walker	2-6	1-3	0-1	0	5	5	1	5	3	2	0	1	36	
00	Joseph Octave	1-2	0-1	2-2	0	3	3	3	4	1	0	1	0	16	
01	Solomon Pierre-Louis	0-0	0-0	0-0	0	1	0	0	0	0	0	0	0	2	
11	Ameka Akaya	2-5	2-3	0-0	0	1	1	5	6	3	1	0	0	19	
24	Mason Taylor	2-2	2-2	0-0	0	1	1	1	6	0	0	0	0	7	
31	CJ Haut	0-0	0-0	1-2	0	0	0	1	1	0	1	0	0	2	
Team				0		1		2							
Totals		21-45	8-21	9-16	2	16	18	20	59	16	13	2	6	200	

FG % 1st Half: 12-23 52.2% 2nd half: 9-22 40.9% Game: 21-45 46.7%
 3FG % 1st Half: 4-10 40.0% 2nd half: 4-11 36.4% Game: 8-21 38.1%
 FT % 1st Half: 3-6 50.0% 2nd half: 6-10 60.0% Game: 9-16 56.3%

Officials: Mike Reed,Larry Spaulding,Chris Rastatter
 Technical fouls: San Diego St.-None. Air Force-None.
 Attendance: 2020-21 Men's Basketball. Round: 0. Air Force vs San Diego St.. Played at Clun

Score by periods	1st	2nd	Total
San Diego St.	44	47	91
Air Force	31	28	59

	In	Off	2nd	Fast	Bench
Points	28	21	15	12	39
SDSU	18	7	0	2	17
USAFA					
Score tied - 1 time.					
Lead changed - 3 times.					

Official Basketball Box Score -- Game Totals -- Final Statistics
Air Force vs San Diego St.
02/12/22 5:00 pm at San Diego, CA

Air Force 64 • 10-13,3-9 Mounai

##	Player	Total		3-Ptr		Rebounds			PF	TP	A	T	Blk	Stl	Min
		FG-FGA	FT-FTA	Off	Def	Tot									
22	Nikc Jackson	4-6	0-1	5-6	0	2	2	3	13	3	1	1	0	33	
03	Jake Heidbreder	5-9	0-2	0-0	1	4	5	4	10	2	3	0	0	33	
05	Ethan Taylor	2-7	2-5	0-0	1	1	2	4	6	3	3	1	4	39	
10	AJ Walker	10-16	2-5	5-6	0	3	3	2	27	0	2	0	0	40	
30	Camden Vander Zwaag	1-2	0-1	2-2	0	0	0	1	4	0	1	0	0	22	
04	Carter Murphy	0-4	0-3	0-1	0	0	0	1	0	0	0	0	1	7	
24	Jeffrey Mills	2-5	0-1	0-0	1	2	3	2	4	3	1	0	0	19	
35	Lucas Moerman	0-0	0-0	0-0	0	1	1	4	0	0	0	0	1	7	
Team				1		2									
Totals		24-49	4-18	12-15	4	14	18	21	64	11	11	2	6	200	

FG % 1st Half: 12-19 63.2% 2nd half: 12-30 40.0% Game: 24-49 49.0%
 3FG % 1st Half: 2-6 33.3% 2nd half: 2-12 16.7% Game: 4-18 22.2%
 FT % 1st Half: 7-8 87.5% 2nd half: 5-7 71.4% Game: 12-15 80.0%

San Diego St. 76 • 15-6,7-3 Mounai

##	Player	Total		3-Ptr		Rebounds			PF	TP	A	T	Blk	Stl	Min
		FG-FGA	FT-FTA	Off	Def	Tot									
00	Keshad Johnson	4-4	0-0	3-4	0	4	4	2	11	3	2	0	0	30	
31	Nathan Mensah	6-7	0-0	2-2	4	2	6	2	14	2	0	3	1	27	
03	Matt Bradley	4-8	2-4	3-4	1	4	5	2	13	5	4	0	1	28	
04	Trey Pulliam	2-4	0-0	5-7	0	4	4	2	9	4	2	0	1	30	
05	Lamont Butler	1-5	0-2	2-3	0	0	0	4	4	3	2	0	1	26	
02	Adam Seiko	1-1	1-1	0-0	0	0	0	1	3	0	1	0	1	18	
20	Chad Baker-Mazara	2-5	2-3	3-3	0	0	0	1	9	0	1	0	0	15	
22	Tahirou Diabate	3-3	0-0	3-4	1	4	5	2	9	0	1	1	0	9	
23	Joshua Tomic	2-3	0-0	0-0	0	2	2	1	4	0	2	0	0	9	
33	Aguek Arop	0-0	0-0	0-0	0	1	1	1	0	0	1	1	0	8	
Team				0		2									
Totals		25-40	5-10	21-27	6	23	29	18	76	17	16	5	5	200	

FG % 1st Half: 14-22 63.6% 2nd half: 11-18 61.1% Game: 25-40 62.5%
 3FG % 1st Half: 2-5 40.0% 2nd half: 3-5 60.0% Game: 5-10 50.0%
 FT % 1st Half: 7-9 77.8% 2nd half: 14-18 77.8% Game: 21-27 77.8%

Officials: Ruben Ramos,Larry Spaulding,Randy McCall
 Technical fouls: Air Force-None. San Diego St.-None.
 Attendance: 10784
 2021-22 Men's Basketball. Round: 0. Air Force vs San Diego St.. Played at Stev

Score by periods	1st	2nd	Total
Air Force	33	31	64
San Diego St.	37	39	76

	In	Off	2nd	Fast	Bench
Points	36	15	7	2	4
USAFA	38	17	9	8	25
SDSU					
Score tied - 7 times.					
Lead changed - 8 times.					

LAST IO MEETINGS VS. SAN DIEGO STATE

Date	Location	Score	AF leading Scorer	SDSU Leading Scorer	AF FG-%	3PT-%	FT-%	SDSU FG-%	3PT-%	FT-%
3-1-17	SD	(SDSU 51-38)	Frank Toohey - 12	Malik Pope - 11	11-44/25.0	3-21/14.3	13-16/81.3	17-59/28.8	4-27/14.8	13-19/68.4
2-3-18	SD	(SDSU 81-50)	Lavelle Scottie - 16	Jalen McDaniels - 16	20-61/32.8	6-27/22.2	4-9/44.4	28-54/51.9	11-26/42.3	14-17/82.4
2-21-18	USAFA	(SDSU 67-56)	Ryan Swan - 11	Matt Mitchell - 17	21-53/39.6	13-36/36.1	1-2/50.0	26-54/48.1	6-20/30.0	9-15/60.0
1-12-19	USAFA	(AF 62-48)	AJ Walker - 19	Jalen McDaniels - 18	23-59/39.0	9-28/32.1	7-10/70.0	19-50/38.0	2-17/11.8	8-13/61.5
1-30-19	SD	(SDSU 67-56)	Lavelle Scottie - 22	Devin Watson - 15	21-56/37.5	4-17/23.5	5-5/100	24-55/43.6	9-25/36.0	9-10/90.0
2-8-20	USAFA	(SDSU 89-74)	Chris Joyce - 23	KJ Feagin - 21	26-56/46.4	8-20/40.0	14-21/66.7	29-52/55.8	14-27/51.9	17-25/68.0
3-5-20	Las Vegas	(SDSU 73-60)	AJ Walker - 18	Jordan Schakel - 17	21-47/44.7	10-24/41.7	8-10/80.0	26-52/50.0	11-26/42.3	10-12/83.3
1-22-21	USAFA	(SDSU 98-61)	AJ Walker - 17	Jordan Schakel - 18	22-40/55.0	9-21/42.9	8-13/61.5	36-66/54.5	13-29/44.8	13-24/54.2
1-24-21	USAFA	(SDSU 91-59)	Nikc Jackson - 17	Jordan Schakel - 24	21-45/46.7	8-21/38.1	9-16/56.3	31-60/51.7	16-30/53.3	13-18/72.2
2-12-22	SD	(SDSU 76-64)	AJ Walker - 27	Nathan Mensah - 14	24-49/49.0	4-18/22.2	12-15/80.0	25-40/62.5	5-10/50.0	21-27/77.8

AIR FORCE CAREER VS. SAN DIEGO STATE

Player	G-GS	MIN/Avg.	Points/Avg.	FG-%	3FG-%	FT-%	Reb./Avg.	Assists/Avg.	Career High Pts/Reb/Ast
Jake Heidbreder	1-1	33/33.0	10/10/0	5-9/55.5	0-2/0.0	0-0/0.0	5/5.0	2/2.0	10/5/2
Nikc Jackson	3-3	76/25.3	39/13.0	14-21/66.7	2-6/33.3	9-13/69.2	5/1.7	4/1.3	17/2/3
Jeffrey Mills	1-0	19/19.0	4/4.0	2-5/40.0	0-1/0.0	0-0/0.0	3/3.0	3/3.0	4/3/3
Carter Murphy	2-0	8/4.0	0/0.0	0-4/0/0	0-3/0.0	0-1/0.0	0/0.0	0/0.0	0/0/0
Ethan Taylor	1-0	39/39.0	6/6.0	2-7/28.6	2-5/40.0	0-0/0.0	2/2.0	3/3.0	6/2/3
Camden Vander Zwaag	2-1	22/11.0	4/2.0	1-2/50.0	0-1/0.0	2-1/100.0	0/0.0	0/0.0	4/0/0

THE SERIES

Air Force and San Diego State are meeting for the 85th time overall. The Aztecs lead the series, 62-24. SDSU is 33-17 at Air Force, 33-6 at home and 6-1 in neutral site games. San Diego State won last year's lone meeting. The teams first played Dec. 8, 1973 in Omaha, Neb., in the Great Plains Classic. The Aztecs won the game, 87-68, which is the lone non-conference game between the schools.

RECAPPING LAST YEAR**Feb. 12, 2022**

Air Force fell at San Diego State, 76-64, in Mountain West action Saturday night at Viejas Arena at Aztec Bowl. Senior guard AJ Walker led the Falcons with 27 points.

The Aztecs shot 63 percent from the field and had three in doubles figures. Forward Nathan Mensah scored 14 points, to go with six rebounds and three blocked shots to lead SDSU. Matt Bradley scored 13 and Keshad Johnson added 11 points.

Air Force and San Diego State battled back-and-forth in the first half, which featured eight lead changes. The Falcons opened hot, making its first seven shots from the field and getting 17 first-half points from Walker. For the half, the Falcons shot 63.2 percent from the field. The Aztecs also shot well at 63.6 percent however, to lead 37-33 at the break.

San Diego State took control of the game early in the second half with a 12-0 run. The Falcons trailed by double figures for most of the second half, but got the game back to single digits late, utilizing a 9-0 run. The Aztecs stopped that rally with a 6-0 run of its own to pull away.

The Falcons had three in double figures, led by Walkers's 27, which tied his season high. It was also the most by a Falcon so far in Mountain West play. Walker went 10 of 16 from the field, hitting a pair of threes and going 5 of 6 from the free throw line.

Junior forward Nikk Jackson scored 13 points on 4 of 6 shooting. He also went 5 for 6 from the line. Freshman guard Jake Heidbreder scored 10 points, to go with a team-high five rebounds. Freshman guard Ethan Taylor added six points and had four steals and three assists.

Air Force shot 49 percent from the field and 80 percent from the line. The Falcons struggled from three, making just 22 percent.

POSTGAME NOTES VS. SDSUTeam Notes

- Air Force starters: Ethan Taylor (G), AJ Walker (G), Jake Heidbreder (G), Camden Vander Zwaag (G) and Nikk Jackson (F).
- Air Force is using this lineup for the second time this season and the first since the Utah State game on Dec. 29 (game 12).
- Air Force had 36 points in the paint, which was two shy of a season high. The Falcons had just 10 points in the paint in the previous game against UNLV.
- Air Force shot 49 pct from the field and 80 pct from the free throw line (12 of 15). The 80 percent from the line was its 2nd best performance this season.

Individual Notes

- Senior guard AJ Walker finished with a game-high 27 points, which tied a season high and was the most in a conference game by a Falcon so far this season. His 17 points in the first half are the most since he scored 21 in the first half against Army. It was Walker's first 20-point game since the Army game on Dec. 4 and it was his most points in a MW game this season. Walker also played all 40 minutes.
- Nikk Jackson reached double-figures with 13 points in 33 minutes. Jackson went 4 of 6 from the field and 5 of 6 from the free throw line. Jackson also tied for the team-lead with 3 assists and had 1 blocked shot.
- Jake Heidbreder reached double figures with 10 points. Heidbreder led the team with five rebounds.
- Freshman guard Ethan Taylor led the Falcons with four steals. It was his third game with four steals this season. Taylor also tied for the team-lead with three assists. Taylor also blocked a shot.
- Jeffrey Mills tied for the team-lead with 3 assists.

Series History vs. SDSU

Date	Site	Result
12-8-73	Omaha, NE&	L 68-87
1-15-81	San Diego	L 43-58
2-21-81	USAFA (2OT)	L 61-63
1-25-82	USAFA	L 57-58
2-4-82	San Diego	L 55-67
1-31-83	San Diego	L 47-71
2-26-83	USAFA	L 58-64
2-2-84	USAFA	W 55-43
3-3-84	San Diego	L 58-74
1-5-85	USAFA	L 73-88
1-28-85	San Diego	L 64-74
1-2-86	San Diego	L 50-69
1-31-86	USAFA	L 63-69
1-8-87	USAFA	W 86-75
2-7-87	San Diego	W 81-77
1-21-88	USAFA	W 60-57
3-5-88	San Diego	L 67-79
1-7-89	San Diego	L 61-64
2-4-89	USAFA	W 87-69
1-13-90	USAFA	L 68-72
2-15-90	San Diego	W 65-59
3-7-90	El Paso, TX\$ (OT)	W 70-64
1-10-91	USAFA	L 48-52
2-16-91	San Diego	L 59-76
3-6-91	Laramie, WY\$	L 51-58
2-1-92	USAFA	W 65-47
2-20-92	San Diego	W 60-58
1-28-93	San Diego	L 51-59
2-4-93	USAFA	L 62-72
1-29-94	USAFA	L 60-68
2-5-94	San Diego	L 69-82
1-19-95	San Diego	L 49-69
2-9-95	USAFA	W 81-53
1-20-96	USAFA	L 69-77
2-10-96	San Diego	L 72-81
3-6-96	Albuquerque, NM\$	L 69-80
1-11-97	USAFA (OT)	L 69-77
2-6-97	San Diego	L 67-83
1-5-98	USAFA	L 81-84
2-7-98	San Diego	L 55-66
1-20-00	San Diego (3OT)	W 81-77
2-24-00	USAFA	W 63-55
1-20-01	San Diego	L 43-67
2-19-01	USAFA	L 48-62
2-4-02	USAFA	W 67-54
3-2-02	San Diego	L 47-49
1-11-03	USAFA	L 48-63
2-22-03	San Diego	L 53-67
1-31-04	San Diego	W 57-43
3-1-04	USAFA	W 61-49
1-29-05	USAFA	W 62-50
2-28-05	San Diego	W 77-57
3-10-05	Denver#	L 68-73
1-7-06	USAFA	W 65-62
2-8-06	San Diego	L 51-61
1-20-07	USAFA	W 56-51
2-6-07	San Diego	L 41-62
2-6-08	San Diego	L 38-49
3-8-08	USAFA	W 46-43
3-13-08	Las Vegas#	L 49-53
1-3-09	USAFA	L 44-61
2-7-09	San Diego	L 34-65
2-2-10	San Diego	L 48-70
3-6-10	USAFA	L 42-61
1-19-11	San Diego	L 55-68
2-19-11	USAFA	L 58-70
1-21-12	San Diego	L 44-57
2-18-12	USAFA	W 58-56
2-2-13	USAFA	W 70-67
3-6-13	San Diego	L 51-58
1-12-14	USAFA	L 72-79
2-15-14	San Diego	L 56-64
12-31-14	San Diego	L 49-53
1-20-15	USAFA	L 45-77
2-13-16	San Diego	L 61-70
1-24-17	USAFA	W 60-57
3-1-17	San Diego	L 38-51
2-3-18	San Diego	L 50-81
2-21-18	USAFA	L 56-67
1-12-19	USAFA	W 62-48
1-30-19	San Diego	L 51-66
2-8-20	USAFA	L 74-89
3-5-20	Las Vegas	L 60-73
1-22-21	USAFA	L 61-98
1-24-21	USAFA	L 59-91
2-12-22	San Diego	L 64-76

& - Great Plains Classic
\$ - WAC Tournament
- MWC Tournament

Inside the Mountain West

2022-23 Mountain West Standings (12/25/22)

Team	MW	All	L10	Strk
New Mexico (22/RV)		12-0	10-0	W12
UNLV		11-1	9-1	W1
Utah State (--/RV)		11-2	8-2	W1
Boise State		10-3	9-1	L1
Nevada		10-3	7-3	W2
San Diego St. (RV/RV)		9-3	7-3	W2
Air Force		9-4	8-2	W4
San Jose State		9-4	6-4	W1
Colorado State		8-5	5-5	L1
Wyoming		5-7	3-7	L2
Fresno State		4-7	3-7	W1

Air Force Individual Statistics / Rank in MW

CategoryStats Rank

AF in MW Rankings - All Games (As of 12/25)

Corbin Green				
Blocked Shots	22		2nd	
Jake Heidbreder				
Scoring	15.7		6th	
Free Throw Percentage	87.5		T-2nd	
Three Percentage	40.7		2nd	
Three's Made	2.54		4th	
Jeffrey Mills				
Assist/Turnover Ratio	3.33		1st	
Rytis Petraitis				
Offensive Rebounds	1.92		8th	
Ethan Taylor				
Assists	3.7		9th	
Minutes	32.4		5th	
Camden Vander Zwaag				
Three's Made	2.00		7th	

AF in NCAA Rankings - All Games (As of 12/25)

Corbin Green			
Blocks	25		29th
Jake Heidbreder			
Free Throw Percentage	87.5		46th
Jeffrey Mills			
Assist/Turnover Ratio	3.31		13th

2023 MW Predicted Order of Finish

Rk	Team (First-Place Votes)	Pts.
1.	San Diego State (16)	216
2.	Wyoming (4)	204
3.	Boise State	166
4.	Colorado State	156
5.	New Mexico	136
6.	UNLV	110
7.	Fresno State	101
8.	Utah State	96
9.	Nevada	73
10.	San José State	35
11.	Air Force	27

RECAPING NORTHERN COLORADO GAME

Air Force (9-4) clawed its way to a gritty 67-65 win over Northern Colorado (5-7) team Tuesday night at Bank of Colorado Arena.

The Falcons came back from a 3 pt deficit with 2:15 to play. Northern Colorado seemed to take control of the game when Riley Abercrombie hit a three to put the Bears ahead 63-60 at the 2:15 mark.

But the Falcons began to rally, first with Corbin Green drawing a foul at the 1:25 mark and calmly sinking both free throws to pull the Falcons to within one at 63-62.

On the ensuing possession, Northern Colorado was able to get the rebound off a missed three attempt by Abercrombie. Then freshman Rytis Petraitis stole the ball from Dalton Knecht and drove across court and made the bucket while drawing a foul to put the Falcons ahead 64-63 with 47 seconds to play.

On the ensuing possession, it was Petraitis who came up with the rebound on a missed UNC shot. Jake Heidbreder then made one of two free throws with six seconds left to put the Falcons up two. Corbin Green then closed out the game with a blocked shot on UNC's final shot attempt to help lift the Falcons to its first road win of the season.

Air Force has now won four in a row and eight of its last nine.

Heidbreder led four Falcons in double-figures with 17 points. He went 5 of 8 from the line, with his first miss snapping a streak of 32 consecutive free throws made.

Green scored 13 points to go with six rebounds and three blocked shots. Petraitis scored 12 points, while grabbing seven rebounds. Guard Ethan Taylor added 10 points and seven rebounds.

Guard Daylen Kountz scored 22 points to lead Northern Colorado. Knecht scored 17 points before fouling out.

The opening half was back and forth with the teams playing to a 31-31 tie at the half. Air Force played solid defense, holding the Bears to 38 percent shooting and 23 percent from three in the opening half. The Falcons shot 41 percent from the field and were held to 14 percent shooting from three in the opening half. The Falcons went ahead by as many as eighth in the opening half, but UNC came back and eventually evened the game.

For the game, Air Force shot 44 percent from the field and 23 percent from three point range. The Falcons held the Bears to 39.7 percent shooting from the field and 21.7 percent from three.

NORTHERN COLORADO POSTGAME NOTES

Team Notes

- Air Force starters: Jake Heidbreder (G), Jeffrey Mills (G), Ethan Taylor (G), Camden Vander Zwaag (G), Corbin Green (F).
- This is the ninth straight game with this lineup and the third different starting lineup for Air Force. Air Force is 8-1 this season with this starting lineup.
- Air Force has won four in a row for the second time this season and eight of its last nine.
- Air Force earns its first road win of the season.
- Air Force won its ninth non-conference game for the first time since the 2015-16 season.
- Air Force improved to 13-3 all-time against Northern Colorado.

Individual Notes

• Sophomore guard Jake Heidbreder scored 17 points for his seventh straight in double figures. He was 2 of 5 from three-point range. Heidbreder has made at least two three's in all but one game this season. Heidbreder went 5 of 8 from the line. His miss on his fifth attempt, snapped a streak of 32

consecutive made free throws.

- Sophomore guard Ethan Taylor scored 10 points and tied a game-high with seven rebounds.
- Freshman forward Corbin Green scored 13 points, to go with six rebounds and a team-high three blocked shots.
- Freshman forward Rytis Petraitis led the bench with 12 points and seven rebounds. He added two assists and two steals.
- Sophomore guard Jeffrey Mills had a team-high three assists.

FALCONS 8-1 OVER LAST NINE

Air Force is 8-1 over its last nine games, with a pair of four game win streaks in that span. After a 1-3 start, the Falcons have been significantly improved across the board with a 18.5 point swing in scoring differential (from -4.2 to +14.3)

	PPG	FG%	3FG	FTH
Last 9 games	73.1	50.5	37.9	70.7
Opp Last 9	58.8	41.3	20.8	69.7
First 4 games	63.3	41.7	32.7	66.2
Opp First 4	67.5	37.7	29.6	75.0

THIRD-MOST DIV. I NON-CONF WINS EVER

Air Force posted a 9-4 non-conference record this season. Its nine wins over Div. I non-conference opponents is the most since the school-record of 15 Div. I non-conference wins in the 2006-07 season. The nine Div. I non-con wins are the third-most ever.

Season	Non-Conf. Record	Div. I Wins
2006-07	16-3	15
2003-04	10-5	10
2022-23	9-4	9
2021-22	8-4	8*

*8 Div. I non-con wins done 5 times

SCORING BREAKDOWN

Air Force is getting production across three classes (no juniors on team). The underclassmen account for 74 percent of the team's scoring and 76 percent of its rebounding.

Class	Mins	Scoring	Rebounding
Freshmen	23.0	26.3	30.5
Sophomores	50.9	47.1	46.0
Juniors	-	-	-
Seniors	26.1	26.6	23.5

FALCONS PLAYING SOME DEFENSE

Air Force is improved across the board in defensive statistics. The Falcons are allowing 4.5 pts fewer than last year and 10.4 fewer than 2 years ago.

Air Force Defense

Class	PPG	FG%	3FG%
2022-23	61.5	40.1	24.8
2021-22	66.0	46.4	31.2
2020-21	71.9	50.0	36.6

NCAA RANKINGS

Air Force has cracked the NCAA Top 50 rankings in several categories as of the Dec. 25 update.

Category	#	NCAA Rank
Scoring Defense	61.5	31
3PT FG Defense	24.8	3
Blocks Per Game	5.1	35
Effective FG pct.	.562	26
Assists per field goal	66.1%	6

NCAA PLAYER RANKINGS

Corbin Green		
Blocks.....	25	29th
Jake Heidbreder		
Free Throw Percentage.....	87.5	46th
2 pt FG%.....	70.0	39th
Jeffrey Mills		
Assist/Turnover Ratio.....	3.31	13th

THREE POINT DEFENSE RANKS 3RD IN NCAA

Air Force ranks third in the nation in three-point defense at 24.8 percent. Over its last nine games, the Falcons have held their opponents to 20.8 from three. The school record for lowest defensive three point percentage is 28.8 set in 2003-04.

RECORD PACE FOR BLOCKS

Air Force is 2nd in the Mountain West and 31st in the nation in blocked shots, averaging 5.1 BPG. Air Force's best season for blocked shots was back in 1993-94, when the team averaged 4.3 swats per game.

	BPG
2022-23	5.1
2021-22	3.0
2020-21	2.5

BENCH SCORING

Air Force is getting improved production out of its bench so far this season. The reserves are averaging 22.0 points per game, which is 8.2 points more than last season and 9.5 more than two years ago.

Bench Scoring	Scoring Average
2022-23	22.0
2020-22	13.8
2020-21	12.5

IMPROVING ON THE BOARDS

Air Force continues to improve in the rebounding department under Joe Scott. The Falcons are pulling down 5.2 more rebounds per game than last season and 8.7 more than 2 years ago.

Year	RPG	DEF RPG	+/-
2022-23	31.8	31.8	0.0
2021-22	26.6	33.0	-6.4
2020-21	23.1	34.6	-11.5

32 CONSECUTIVE FROM LINE FOR HEIDBREDER

Sophomore guard Jake Heidbreder made 32 consecutive free throws over a span of 10 games. His streak was snapped at Northern Colorado where he missed his next three free throw attempts. It is believed to be the longest free throw streak in school history.

Heidbreder ranks second in the MW in free throw percentage at 87.5 percent (49-56).

Air Force Season Record Free Throw Percentage

Player	Year	Pct.
1. Todd Fletcher	2011-12	92.3 (48-52)
2. Matt McCraw	2004-05	89.8 (44-49)
6. Jake Heidbreder	2022-23	87.5 (49-56)

AF Career Free Throw Pct.

Player	Year	Pct.
1. Lamoni Yazzie	1999-02	87.0 (161-185)
2. Matt McCraw	2003-07	85.2 (179-210)
5. Jake Heidbreder	2021-23	83.5 (96-115)

SEVEN IN A ROW AT HOME

Air Force is currently riding a seven-game win streak at home, the longest since 2010. Air Force trailed for just 26:27 over those seven games. They did not trail at all in three of those games.

	PPG	FG	3FG	FTH
Last 7 Home	75.3	52.9	41.9	72.2
Opp Last 7 Home	56.6	40.5	20.0	67.9
Other 6 Games	64.0	41.8	29.9	66.7
Opp Other 6	67.2	39.7	27.7	74.6

3X MW FOW HONORS FOR PETRAITIS

Rytis Petraitis earned Mountain West Freshman of the week honors for the third consecutive week. Petraitis scored 12 pts and had a team-high 7 rebounds in the win over Northern Colorado. With 46 seconds left and Air Force trailing by one, his steal and bucket put Air Force ahead by one. His rebound on the ensuing possession led to one more Air Force point. Air Force has claimed four MW FOW honors so far this season.

MILLS TAKING CARE OF BALL

Sophomore guard Jeffrey Mills has been extremely efficient with the ball this season with 43 assists and just 13 turnovers. He currently ranks first in the Mountain West and 13th in the nation with a 3.31 assist/turnover ratio.

TAYLOR RUNNING POINT

Sophomore Ethan Taylor leads Air Force in assists with 3.8 per game, which ranks ninth in the Mountain West. Taylor led the Falcons last season with a freshman record 103 assists. He has also significantly lowered his turnovers per game so far this season, down to 2.1 per game compared to 3.2 his freshman season.

10 BLOCKS VS. UAPB

Air Force blocked 10 shots vs. Arkansas-Pine Bluff, which is the most in the Mountain West era. The Falcons previous best was 9, done in 2010 & 2012.

WHAT A DEBUT

Freshman forward Corbin Green had a debut for the ages in Air Force's 83-56 win over USC-Upstate. All Green did was score 17 points, pull down 12 rebounds and dish out six assists. He became the first freshman to record a double-double in his first career start since Tom Bellairs in 1999.

GREEN EARNS MW FOW HONORS

Corbin Green earned Mountain West Freshman of the week honors for his performance in three games during the week of Nov. 23-30. Green averaged 15.0 ppg and 6.7 rpg and shot a blistering 72 percent from the field. He was also named to the Collegiate Hoops Roadshow All-Tournament Team.

VANDER ZWAAG EARNS MVP HONORS

Senior guard Camden Vander Zwaag earned Collegiate Hoops Roadshow MVP honors for his performances in wins over USC-Upstate and MVSU.

Vander Zwaag averaged 21.0 ppg, shot 61 percent from the field and 61 percent from three point range combined in those games. He scored 20 points and hit four three's in the win over Upstate and then scored a career-high 22 points, making seven three's against MVSU.

A Day In The Life Of A Cadet**Carter Murphy, Senior, Guard
(2x MW All-Academic, 3x MW Scholar-Athlete,
2021-22 NABC Honors Court)
Data Science Major**

Time	Activity/Duty
6:15	Wake Up
6:30	Morning Officer Development
7:00	Breakfast
7:30	Aeronautical Engineering
8:30	Financial Accounting
9:30	Management Perspectives (Double Period)
11:35	Mandatory March to Lunch
11:55	Lunch
12:30	Squadron meeting
2:00	Shooting before practice
2:30	Film
3:00	Practice
5:00	Lift
6:00	Ice and shower
6:30	Dinner
7:15	Squadron meeting
8:00	Homework
10:30	Bed

**Ethan Taylor, Sophomore, Guard
(2021-22 MW All-Academic)
Undeclared for Major**

Time	Activity
6:20	Wake up
6:30	Morning Accountability Formation
7:00	Breakfast
7:30	Political Science
8:30	Social Science
9:30	Economics (double period)
11:35	Mandatory March to Lunch
11:55	Lunch
12:30	Squadron Meeting
1:30	Prehab with trainers
2:15	Warm up/ Shoot before practice
2:45	Practice
5:00	Lift
6:00	Treatment with trainers/shower
7:00	Dinner
8:00	Homework
9:00	Free Time
10:15	Bed

SQUADRON JOBS

In order to prepare for life as an officer, the Cadet Wing at the United States Air Force Academy simulates the organization of an operational Air Force wing. Cadets are responsible for running and operating the wing – an unparalleled leadership opportunity to understand the importance of respect amongst peers and how to be an honorable, well-balanced officer. All cadets learn how to use a chain of command, how to function as part of various military formations and how military units organize to accomplish collective tasks. The Cadet Wing's 4,000 members are organized into four groups of 10 squadrons each. Cadets live, eat and take part in military training with their squadrons.

Air Force Academy

The United States Air Force Academy (USAFA) is a world-class institution providing a comprehensive developmental experience to graduate innovative, resilient and committed airpower leaders of character. It provides an intensive immersion in leadership training and officer development founded on integrity, built on the pillars of academic, military and athletic excellence and which inculcates in our cadets a spirit of selfless service to our Nation. USAFA fosters a culture of commitment and climate of respect focusing future leaders on innovation and continual improvement. It produces air-minded leaders and career officers with the character, critical thinking skills and strategic agility to lead our Nation's Air Force today and into the future. USAFA strives to offer the best education in a liberal arts environment to prepare thoughtful, caring, innovative leaders.

- USAFA is consistently ranked by multiple sources as one of the country's top public universities, particularly when it comes to engineering and liberal arts education.
- The Academy ranked number two in Aero space/Aeronautical/Astronautical Engineering at schools where doctorate degrees are not offered, just behind Emory Riddle Aeronautical University, Prescott, Ariz.
- The school also tied for second place with the U.S. Military Academy (West Point) in High School Counselor Ranking at Liberal Arts Colleges.
- The number 3 ranking for Top Public Schools Ranking also went to the Academy.
- The Academy tied for fifth place with U.S. Naval Academy (Annapolis) for Best Undergraduate Engineering Program also where doctorate degrees are not offered.
- #6 Electrical/Electronic/Communications
- #8 Mechanical Engineering
- #26 National Liberal Arts Colleges
- #45 Best Undergraduate Business Programs

Service above self is at the core of the USAFA experience and USAFA cadets strive to always serve with purpose, honor, and selflessness.

- 61% of USAFA graduates serve 10 years and 45% serve 20 years.
- USAFA cadets contribute 38,000 volunteer hours per year in the local community, as well as across the Nation.
- STEM Outreach Club, as ambassadors for Air Force innovation, received the 2015 National Society of Black Engineers Golden Torch Award for Government Community Service for 5,500 hours of outreach.

Facts about the class of 2012

- 10,202 applications received
- 1,216 processed into Academy
- 65% National Honor Society

High School:

- Average GPA: 3.85
- Average SAT scores: 673 Math, 661 Reading
- Average ACT scores: 30.8

MOERMAN LOST FOR SEASON

Sophomore Lucas Moerman is most likely to miss the rest of the season after injuring his shoulder against Portland. He is slated to undergo surgery in December. Moerman ranked third in the conference averaging 1.5 blocks to per game at the time of injury. The 6-10 center had started every game for the Falcons to start the season.

WHO'S BACK

- Air Force returns three starters and 12 letterwinners from 2021-22.

<u>Top Returning Scorers:</u>	PPG	LAST YR RANK
So. G Jake Heidbreder	10.4	2
So. G Ethan Taylor	8.6	3
Sr. F Nikc Jackson	5.8	5

<u>Top Returning Rebounders</u>	RPG	RANK
So. G Ethan Taylor	4.8	1
So. C Lucas Moerman	3.9	2
Sr. F Nikc Jackson	3.6	3

<u>Top Returning Assists</u>	APG	RANK
So. G Ethan Taylor	3.7	1
So. G Jake Heidber	1.9	2
So. G Jeffrey Mills	1.5	3

Percentage Returning for Air Force in 2022-23

	Total	So.	Sr.
Scoring	65%	43%	22%
Rebounding.....	71%	49%	22%
Games Started	63%	56%	8%
Minutes	75%	52%	23%

WHO'S GONE

- The Falcons lost 2 starters off the 2021-22 team.
- Leading scorer AJ Walker (guard) graduated after leading team in scoring for second-straight season, averaging 14.2 ppg.
- Third leading scorer, sophomore guard Joseph Octave (8.6 ppg), transferred to Holy Cross.

WHO'S NEW

- Air Force welcomes seven freshmen to the 2022-23 team.
- Five of the seven played at the USAFA Prep School last season.
- Air Force welcomes back assistant coach Jon Jordan to the staff. Jordan, a 1985 USAFA graduate, was also at Air Force as an assistant from 2000-05.

85 PERCENT UNDERCLASSMEN

For the second straight season, Air Force has one of the youngest teams in the country. 17 of 20 players on the roster are either freshmen or sophomores. Last season in 2021-22, Air Force ranked third in most freshmen (11) in Div. I MBB.

<u>2022-23 Breakdown</u>	#	% of team
Freshmen.....	7	35%
Sophomores.....	10	50%
Juniors	0	0%
Seniors.....	3	15%

SENIORS RECEIVE ASSIGNMENTS

The three Air Force seniors recently received their career fields for their first assignment upon graduation in May.

- Nikc Jackson - Undergraduate Pilot Training (UPT)
- Carter Murphy - Operations Research Analyst
- Camden Vander Zwaag - Munitions & Missile Maintenance.

Upon graduation, the seniors begin their careers in the Air Force or Space Force as 2nd. Lieutenant officers. The minimum requirement for service is five years. Pilots serve at least 10 years.

HIEDBREDER WITH HISTORIC SHOOTING

Sophomore guard Jake Heidbreder had a standout freshman campaign for Air Force in 2021-22. Heidbreder was second on the team in scoring. He led the team in field goal percentage, three point percentage and free throw percentage. He is just the second player in Air Force history to accomplish the feat, joining assistant coach Lt. Col. Matt McCraw, who also did same in 2004-05.

Season Leader At Air Force: FG/3FG/FTH

<u>Player</u>	<u>Year</u>	<u>FG%/3FG%/FT%</u>
Jake Heidbreder	2021-22	49.8/37.9/79.7
Matt McCraw	2004-05	50.9/50.9/89.8

HOMETOWN KID

Sophomore center Luke Moerman is a Colorado Springs native, playing his high school ball at Doherty High School. Moerman is the first hometown product since Kyle Broekhuis in 2016-17.

Recent Air Force players from Colorado Springs (That appeared in games)

Player **Years at AF (High School)**

- Lucas Moerman..... 2021-22 (Doherty)
- Kyle Broekhuis
- Jason Anderson..... 2015-16 (Doherty)
- DeLovell Earls..... 2011-15 (CSS)
- Kamryn Williams
- Taylor Broekhuis..... 2009-13 (CSCS)
- CSCS - Colorado Springs Christian School
- CSS - Colorado Springs School

ARIZONA & TEXAS WELL REPRESENTED

Over half of Air Force's roster is comprised of players from the states of Arizona and Texas. The Falcons have five players from Arizona and six from Texas.

Arizona Natives (Hometown)

- Fr. Wyatt Bell (Buckeye)
- So. Byron Brown (Sahuarita)
- Sr. Nikc Jackson (Scottsdale)
- Sr. Carter Murphy (Phoenix)
- So. Jake Murphy (Phoenix)

Texas Natives (Hometown)

- So. Beau Becker (Dallas)
- Fr. Corbin Green (Midlothian)
- Fr. Marcell McCreary (Fort Worth)
- So. Jeffrey Mills (Flower Mound)
- Fr. Rytis Petraitis (Arlington)
- So. Ethan Taylor (Houston)

BROTHERS

Air Force has a pair of brothers on the team in guards Carter and Jake Murphy. Carter, a junior, and Jake, a freshman, both hail from Phoenix, Ariz. They are the fourth set of brothers to play at Air Force in the Mountain West era, but the first to play together as teammates since Antoine and Adam Hood played together for two seasons from 2004-05 and 2005-06.

Recent brothers to play at Air Force**Name (Year graduated)**

Taylor (2013) & Kyle Brookhuis (2017)
 Michael (2013) & Trevor Lyons (2018)
 Antoine (2006) & Adam Hood (2008)
 Lawrence (2000) & Lamoni Yazzie (2002)

19 HOME GAMES

Air Force is slated to play a program-record 19 home games in 2022-23. After the opener at Bowling Green, the Falcons will play seven straight and 10 of 11 at home at Clune Arena.

Most Home Games At Air Force

2022-23 19
 2016-17 18
 2010-11 18
 6 times 17

TAYLOR WITH FIRST-EVER TRIPLE-DOUBLE

Ethan Taylor had the first-ever triple double in 66 years of Air Force basketball on Jan. 15 against Nevada. Taylor scored 14 points, 10 rebounds and 10 assists. His final rebound came off a missed shot as time expired in the game. Taylor had one of 22 triple-doubles in the NCAA in 2021-22.

THREE FRESHMEN EARN MW FOW HONORS

Air Force had three freshmen combined to earn six Mountain West Freshman of the Week honors in 2021-22. Guard Ethan Taylor won the award four times and guard Jake Heidebreder and center Lucas Moerman won it once each.

MW Freshman of the Week

Nov. 22 Ethan Taylor
 Nov. 29 Ethan Taylor
 Dec. 6 Ethan Taylor
 Jan. 3 Jake Heidebreder
 Jan. 17 Ethan Taylor
 March 5 Lucas Moerman

MOERMAN TIES BLOCKS RECORD

Center Lucas Moerman tied the school record for blocks in a game with six against San Jose State on Jan. 25. The six blocks have happened four times at Air Force and most recently in 2012. With 42 blocks on the season, Moerman also has the Air Force freshman blocks record and ranks second all-time for most blocks in a season. His 21 blocks in MW play is a new school record.

Most Blocks In a Season

Player	Blocks	Year
Bryce Morgan	45	1993-94
Lucas Moerman	42	2021-22
David Schuck	38	1998-99
John Frye	32	2005-06

Most Blocks In a MW Season

Lucas Moerman	21	2021-22
Camryn Williams	19	2013-14
Taylor Broekhuis	19	2011-12

JOE SCOTT ERA PART II

Joe Scott took over the helm of Air Force basketball for the second time in 2020-21. Scott was previously Air Force's head coach for four seasons from 2000-04, amassing a 51-63 record during that time. Scott guided the Falcons to its first-ever Mountain West title in 2003-04, as the Falcons posted a 22-7 overall record and 12-2 conference mark.

SCOTT THE FIRST TWO-TIME MW COACH

Joe Scott is the first men's basketball coach to coach the same program twice during the Mountain West era.

A DEFENSE-LED TEAM UNDER SCOTT

A hallmark trait of a Joe Scott-coached team is its defense. Scott's teams have led the nation three times in fewest points allowed in a season, including two years at Air Force.

In his first four years at Air Force, the Falcons allowed 58.9 ppg. The most points allowed in a season under Scott was 71.9 in 2020-21.

NCAA LEADER - DEFENSE (PPG)

2002-03 (Air Force) 57.0
 2003-04 (Air Force) 50.9
 2005-06 (Princeton) 53.3

AIR FORCE'S 3-POINT STREAK

Air Force has hit at least one 3-pointer in 400 straight games dating back to Nov. 21, 2009 vs. Northern Colorado.

PRINCETON FAMILY

Basketball at Princeton is a family affair for Joe Scott. Scott is a 1987 Princeton graduate, having played four years for the Tigers under legendary coach Pete Carrill. Scott's wife, Leah, is a 1992 Princeton grad and was a four-year starter with the Tigers women's basketball program. The Princeton legacy continues as Joe and Leah's son Jack, is a freshman guard on the Princeton basketball team in 2022-23.

STAFF FAMILIARITY

Head coach Joe Scott has surrounded himself with familiar faces so far in his tenure at Air Force. Nearly the entire staff have worked with or played under Scott in prior stops.

Prior Stints with Joe Scott

David Metzendorf (assistant w/Scott at Holy Cross)
 Lt. Col. Matt Craw (player at Air Force)
 Maj. Marc Holum (player at Air Force)
 Jared Czech (grad. assistant at Denver)
 Jon Jordan (assistant during Scott's first stint at AF and assistant at Denver)

2003-04 TEAM INDUCTED INTO COLORADO**SPRINGS HALL OF FAME**

The 2003-04 Air Force men's basketball team, coached by Joe Scott, was recently inducted into the Colorado Springs Sports Hall of Fame. It is the program's second HOF induction, as they were inducted into the Air Force Academy HOF in 2021.

The 2004 team won the program's only conference championship while compiling a 22-7 overall record, a program record at the time. The Falcons finished 12-2 in the Mountain West, winning the championship by two full games. The team earned an at-large bid to the NCAA tournament, the program's first appearance in 42 years. The Falcons won 13 straight and 16-of-17 at one point during the season and earned a top 25 national ranking.

Scoring By Class/Starters vs. Bench

Opp	FR	SO	JR	SR	Starters/Bench
BGSU	9	22	-	27	45/13
Delaware	12	44	-	19	53/22
TAMUC	11	35	-	23	43/26
Portland	0	39	-	12	41/10
Upstate	33	25	-	26	56/27
MVSU	17	18	-	29	48/16
Montana	16	35	-	8	52/7
UAPB	27	39	-	15	59/22
Portland St.	24	24	-	16	34/30
S. Dakota	13	48	-	18	53/26
Arkansas St.	33	31	-	16	53/27
Tarleton St.	27	38	-	16	43/38
UNC	28	33	-	6	46/21
SDSU					
NEV					
USU					
CSU					
FSU					
WYO					
SDSU					
SJSU					
UNM					
BSU					
NEV					
CSU					
UNM					
USU					
WYO					
FSU					
UNLV					
SJSU					
Total	250	431	-	221	616/285

2022-23 Honors

Corbin Green

- Collegiate Hoops Roadshow All-Tournament Team
- MW Freshman of the Week (Nov. 28)
- Air Force Athletics Athlete of the Week (Nov. 28)

Jake Heidbreder

- Collegiate Hoops Roadshow All-Tournament Team

Rytis Petraitis

- MW Freshman of the Week (Dec. 12)
- MW Freshman of the Week (Dec. 19)
- MW Freshman of the Week (Dec. 26)

Camden Vander Zwaag

- Collegiate Hoops Roadshow MVP

Notable accomplishments in 2021-22

Team

- More than doubled win total from previous season (from 5 to 11 wins).
- Seven game win streak and 7-1 start were both best since 2007.
- Had a winning record entering February for first time since 2013.
- Sunshine Slam Champions with 3-0 record (wins over Tulsa, Holy Cross and Bethune-Cookman).
- 76-58 win over service academy rival Army. Led 45-13 at halftime for biggest halftime lead ever in the series.
- Posted winning record at home with 7-6 record.
- Top 100 in nation in three-point defense (57th - .312) and scoring defense (78th - 66.0 ppg).
- MW Freshman of the week six times (by three players).

Individual

- Sr. G, AJ Walker graduates with 1,410 career points to rank 7th all-time in scoring.
- Fr G, Ethan Taylor with first-ever triple double in AF history (14 pts, 10 reb, 10 assists) on Jan. 15 vs. Nevada.
- Walker earns All-Mountain West Honorable Mention.
- Fr. G, Jake Heidbreder sets MW era scoring record with 303 points, ranking 4th all-time.
- Hiedbreder sets MW freshman scoring record with 194 points and 11.4 ppg.
- Fr. C, Lucas Moerman with 42 blocks, which is 2nd most all-time in a season and new AF freshman record.
- Moerman's 21 blocks in MW play is a new school record.
- Moerman's 6 blocks against San Jose State on Jan. 25 tied a school record.

2021-22 Honors (Returners):

Jake Heidbreder

- Bob Spear Award (Academics, Military, Athletic achievement)
- MW Freshman of the Week (1/3)
- Academic All-MW
- MW Scholar-Athlete

Lucas Moerman

- MW Freshman of the Week (3/5)

Carter Murphy

- Academic All-MW
- MW Scholar-Athlete
- NABC Honors Court

Ethan Taylor

- 4x MW Freshman of the Week (11/22), (11/29), (12/6), (1/17)
- Air Force Athletics Athlete of the Week (1/17)
- Academic All-MW

Camden Vander Zwaag

- Cliff Parsons Award (player that gives 100 percent)

AIR FORCE AND THE MOUNTAIN WEST CONFERENCE

Air Force is in its 24th season as a charter member of the Mountain West Conference. Air Force has one MW title, winning the regular season championship in 2004-05. Air Force is 6-23 all-time at the MW Championships. The Falcons have never advanced past the quarterfinals of the tournament.

Air Force's Mountain West Record

Year	Coach	W	L	W	L	Place	MW Tournament
1999-00	Reggie Minton	8	20	4	10	7th	reached MW quarterfinals (0-1)
2000-01	Joe Scott	8	21	3	11	8th	reached MW quarterfinals (0-1)
2001-02	Joe Scott	9	19	3	11	T-7th	reached MW quarterfinals (0-1)
2002-03	Joe Scott	12	16	3	11	8th	reached MW quarterfinals (0-1)
2003-04	Joe Scott	22	7	12	2	1st	reached MW quarterfinals (0-1)
2004-05	Chris Mooney	18	12	9	5	3rd	reached MW quarterfinals (0-1)
2005-06	Jeff Bzdelik	24	7	12	4	T-2nd	reached MW quarterfinals (0-1)
2006-07	Jeff Bzdelik	26	9	10	6	T-3rd	reached MW quarterfinals (0-1)
2007-08	Jeff Reynolds	16	14	8	8	5th	reached MW quarterfinals (0-1)
2008-09	Jeff Reynolds	10	21	0	16	8th	won prelim, reached MW quarterfinals (1-1)
2009-10	Jeff Reynolds	10	21	1	15	8th	won prelim, reached MW quarterfinals (1-1)
2010-11	Jeff Reynolds	16	16	6	10	T-6th	reached MW quarterfinals (0-1)
2011-12	Reynolds/Pilipovich	13	16	3	11	T-7th	reached MW quarterfinals (0-1)
2012-13	Dave Pilipovich	18	14	8	8	6th	reached MW quarterfinals (0-1)
2013-14	Dave Pilipovich	12	18	6	12	10th	lost in prelims (0-1)
2014-15	Dave Pilipovich	14	17	6	12	9th	won prelim, reached MW quarterfinals (1-1)
2015-16	Dave Pilipovich	14	18	5	13	10th	lost in prelims (0-1)
2016-17	Dave Pilipovich	12	21	4	14	T-10th	won prelim, reached MW quarterfinals (1-1)
2017-18	Dave Pilipovich	12	19	6	12	9th	lost in prelims (0-1)
2018-19	Dave Pilipovich	14	18	8	10	6th	won prelim, reached MW quarterfinals (1-1)
2019-20	Dave Pilipovich	12	20	5	13	9th	won prelim, reached MW quarterfinals (1-1)
2020-21	Joe Scott	5	20	3	17	10th	lost in prelims (0-1)
2021-22	Joe Scott	11	17	4	13	10th	lost in prelims (0-1)

MW 8 teams from 1999-05

MW 9 teams from 2006-11

MW 8 teams in 2011-12

MW 9 teams in 2012-13

MW 11 teams from 2013-Present

AIR FORCE RECORD BOOK WATCH

TOP FREE THROW PERCENTAGES

No.	Pct.	3M-3A	Player	Season
1.	92.3	48-52	Todd Fletcher	2011-12
2.	89.8	44-49	Matt McCraw	2004-05
3.	89.2	58-65	Dan Nwaelele	2005-06
4.	88.0	66-75	Matt McCraw	2006-07
	88.0	66-75	Lamoni Yazzie	2000-01
6.	87.5	49-56	Jake Heidbreder	2022-23
7.	87.4	83-95	Dan Kraft	1974-75
8.	86.4	89-103	Lamoni Yazzie	2001-02
9.	85.4	82-96	Tim Anderson	2006-07
10.	85.3	70-82	Charles Smith	1990-91

MOST BLOCKED SHOTS (since 1983-84)

No.	Blks.	Player	Season
1.	45	Bryce Morgan	1993-94
2.	42	Lucas Moerman	2021-22
3.	38	David Schuck	1998-99
4.	32	John Frye	2005-06
5.	31	Mike Lockwood	1987-88
6.	30	David Schuck	1997-98
7.	29	Taylor Broekhuis	2012-13
8.	28	Taylor Broekhuis	2011-12
	28	Joel Gerlach	2002-03
	28	Maurice Anderson	1994-95
	28	Brad Boyer	1992-93
25	25	Corbin Green	2022-23

Head Coach Joe Scott



Joe Scott enters year three of his second stint as head men's basketball coach at Air Force for the 2022-23 season.

Scott, who led the Air Force men's basketball program from 2001-04 to unprecedented heights, returns to the Academy to once again to lead

the program, announced on March 31, 2020, by Director of Athletics Nathan Pine.

A veteran of 31 years in the coaching ranks and 18 as a head coach, Scott returned to the Academy in 2020-21 after spending the previous two seasons as an assistant coach at Georgia. During his time at Georgia, Scott worked with freshman guard Anthony Edwards, who went on to become the top selection in the 2020 NBA Draft by the Minnesota Timberwolves.

Scott, who in 2013 was tabbed one of the nation's top-20 "Xs & Os" coaches in a survey of his peers by ESPN's Jeff Goodman, was also head coach at Princeton, his alma mater, for three campaigns and Denver for nine seasons.

Scott first came to the Academy in 2001, taking over a program that had not had a winning season in 22 years and led it to new levels of success. In just four seasons he led the Falcons to their only Mountain West regular season title, first NCAA tournament appearance in 42 years, a top 25 national ranking and a then-school-record 22 wins. He was named MW coach of the year, National Association of Basketball Coaches (NABC) coach of the year and finished fourth in the balloting for Associated Press national coach of the year in 2004. Scott compiled a 22-4 (.846) record at home over his final two seasons, including a 3-0 mark in 2003-

04. Attendance surged by more than 300 percent during his time leading the Falcons.

Scott was the head coach at Princeton from 2004-07. The Tigers finished first nationally in scoring defense in 2006-07 after being second in Scott's first two seasons.

From 2007-16, Scott was head coach at Denver where he inherited a program that was 4-25 and ranked 335th (of 336) in the NCAA RPI prior to his arrival. He led the program to a school-record 22 Division I victories in 2012 and 2013. In 2012, Scott was a finalist for the Hugh Durham Award as the nation's top mid-major head coach. In 2013, Denver shared the WAC regular-season title, earned a National Invitational Tournament (NIT) bid and secured its first postseason win ever. Within his first five years, Denver was a top 100 RPI team and a top 65 RPI team at the end of his sixth season. Denver was 75-15 (.833) at home over a six year stretch, including a 15-game home winning streak which tied as the ninth longest in the nation entering 2010-11. Denver also had the fifth largest attendance increase in the country in 2011-12.

Not afraid of difficult situations and rebuilding programs, Scott has a 235-240 career record in 16 seasons as a head coach while recruiting and coaching 29 all-league players (10 in the Mountain West, four in the Ivy League, six in the Western Athletic Conference, five in the Sun Belt and four in the Summit). His teams have been known for playing with tenacity, tempo and collective toughness. His teams showed continued improvement and developed a culture of winning.

Before breaking into the head coaching ranks, Scott was an assistant coach at Monmouth and at Princeton. While at Princeton, Scott helped the Tigers to five consecutive postseason appearances, with trips to the 1996, 1997 and 1998 NAAs and the 1999 and 2000 NITs. The Tigers won three Ivy League titles from 1996-98, including perfect 14-0 records in the final two seasons. Princeton upset

The Scott File

2003-04 Mountain West Coach of Year
2003-04 MW Champions (first and only at AF)
2003-04 NCAA Tournament Participant

Education

College: Princeton
B.A., History, 1987
Four-year letterman, 2x All-Ivy League PG

Hometown: Pelican Island, NJ
High School: Toms River East

Coaching Career (30th year/17th as HC)

Monmouth	
Assistant Coach	1991-92
Princeton	
Assistant Coach	1992-00
Air Force	
Head Coach	2000-04
Princeton	
Head Coach	2004-2007
Denver	
Head Coach	2007-16
Holy Cross	
Assistant Coach	2016-18
Georgia	
Assistant Coach	2018-20
Air Force	
Head Coach	2020-Present

defending national champion UCLA in the 1996 NCAA Tournament and ranked as high as No. 7 nationally in 1998 en route to earning a No. 5 NCAA seed, the highest ever for an Ivy League team.

Scott spent two seasons on Bill Carmody's staff at Holy Cross. Carmody was an assistant coach at Princeton when Scott was a four-year letterwinner from 1983-87. Scott also served as an assistant coach along with Carmody under Pete Carril from 1992-96.

Scott was a three-year starter and two-time All-Ivy selection at point guard at Princeton. As a freshman, he helped the Tigers win the Ivy League title and reach the second round of the NCAA Tournament. Scott led Princeton in steals as a sophomore, junior and senior and still ranks No. 7 among the Tigers' career leaders with 144. Scott connected on what was then a school-record 59 3-pointers as a senior. He scored 809 points in 99 career outings which is an 8.2 career scoring average.

Scott earned his bachelor's degree in history from Princeton in 1987 and then secured his law degree from Notre Dame in 1990. He worked for the Morristown, N.J., law firm of Ribis, Graham & Curtin before beginning his coaching career.

A native of Pelican Island, N.J., Scott was a three-sport prep star (basketball, football and baseball) at Toms River East High. He has been inducted into four halls of fame – the Tom Rivers Schools Athletic Hall in 2004, both the NJSIAA and the Toms River Regional Schools Halls in 2005 and the Jersey Shore Sports Hall in 2013. Scott is married to the former Leah Spraragen, a 1992 Princeton graduate who was a four-year starter at point guard for the Tigers and was an assistant coach at Princeton, Dartmouth and Arizona State.

The Scotts have two sons, Ben and Jack.

Joe Scott Head Coaching Record

Year	School	Record	Conf/Finish
2000	Air Force	8-21	3-11/7th MW
2002	Air Force	9-19	3-11/8th MW
2003	Air Force	12-16	3-11/8th MW
2004	Air Force	22-7	12-2/1st MW - 1st MW Title at AF - NCAA Round of 64
(4 years)		51-63	21-35
2005	Princeton	15-13	6-8/6th Ivy
2006	Princeton	12-15	10-4/2nd Ivy
2007	Princeton	11-17	2-12/8th Ivy
(3 years)		38-45	18-14
2008	Denver	11-19	7-11/5th Sun Belt - West
2009	Denver	15-16	9-9/3rd Sun Belt - West
2010	Denver	19-13	10-8/3rd Sun Belt - West
2011	Denver	13-17	9-7/3rd Sun Belt - West
2012	Denver	22-9	11-5/3rd Sun Belt - West
2013	Denver	22-10	16-2/T1st - WAC - NIT Round of 16 (2nd round)
2014	Denver	16-15	8-6/4th Summit League
2015	Denver	12-18	6-10/T6th Summit League
2016	Denver	16-15	7-9/6th Summit League
(9 years)		146-132	
2021	Air Force	5-20	3-17/10th MW wins over Nevada and Wyoming
2022	Air Force	11-18	10 freshmen on roster
2023	Air Force	9-4	17 underclassmen. 3rd most Div. I non-conf. wins ever
(3rd year)		76-105	
Total (18 yrs)		260-282	

Joe Scott vs. Opponents

OPPONENT	TOTAL	W	L	OPPONENT	TOTAL	W	L	OPPONENT	TOTAL	W	L
Air Force	1	0	1	Navy	4	2	2	Western Kentucky	6	4	2
Alabama A&M	1	1	0	Nevada	3	1	2	Wisconsin-Milwaukee	2	1	1
Alaska-Anchorage	1	1	0	New Mexico	12	6	6	Wyoming	24	8	16
Alcorn State	2	2	0	New Mexico State	1	0	1	Yale	7	4	3
Arkansas State	13	9	4	New Orleans	8	4	4	Career	542	260	282
Arkansas-Little Rock	9	2	7	North Carolina	1	0	1	MW	TOTAL	W	L
Arkansas-Pine Bluff	4	4	0	North Dakota State	10	2	8	Boise State	5	1	4
Army	1	1	0	North Texas	9	3	6	Colorado State	21	6	15
Auburn	1	0	1	Northern Arizona	2	1	1	Fresno State	4	0	4
Belmont	4	2	2	Northern Colorado	7	4	3	Nevada	3	1	2
Bethune-Cookman	1	1	0	Northern Iowa	4	1	3	New Mexico	12	6	6
Bowling Green	1	0	1	NW State	1	1	0	San Jose State	6	4	2
Boise State	6	1	5	Oakland	2	0	2	San Diego State	11	3	8
Brown	6	2	4	Ohio	1	1	0	UNLV	13	3	10
Bryant	1	0	1	Oklahoma	1	0	1	Utah State	11	5	6
Bucknell	1	1	0	Omaha	8	6	2	Wyoming	24	9	16
BYU	9	2	7	Oral Roberts	4	2	2	Overall MW Career	111	37	74
Cal	4	1	3	Oregon	1	0	1	Overall MW at AF	99	28	71
Cal State Northridge	4	3	1	Prairie View A&M	1	1	0	MW Regular Season	93	28	66
Carnegie Mellon	1	0	1	Penn	6	2	4	MW Tournament	6	0	6
Central Connecticut St.	1	1	0	Penn State	1	0	1	Joe Scott vs. Ranked Opponents			
Charleston Southern	1	1	0	Pepperdine	1	0	1	11/17/01, #18 Wake Forest	L, 44-84		
The Citadel	1	1	0	Portland	3	0	3	11/14/01, #8 Missouri	L, 58-86		
Colorado	1	0	1	Portland State	2	1	1	12/1/01, #24 Fresno St.	L, 52-68		
Colorado State	21	6	15	Rice	2	1	1	3/18/04, #18 North Carolina	L, 52-63		
Colgate	1	0	1	Rutgers	3	1	2	11/12/04, #6 Syracuse	L, 45-56		
Columbia	6	4	2	San Diego	1	1	0	1/5/05, #5 Duke	L, 46-59		
Coppin State	1	1	0	San Diego State	11	3	8	12/17/05, #16 Wake Forest	L, 42-61		
Cornell	7	2	5	San Jose State	6	4	2	11/26/11, #18 Cal	L, 59-80		
Davidson	2	1	1	Santa Clara	2	1	1	1/4/22, #20 Colorado St.	L, 59-67		
Dartmouth	6	3	3	Savannah State	2	2	0	1/22/22, #23 Colorado St.	L, 53-73		
Delaware	1	1	0	Seattle	4	3	1	2/19/22, #22 Wyoming	L, 65-73		
Denver	5	3	2	Seton Hall	1	0	1		0-11		
Drake	1	0	1	South Alabama	8	5	3				
Drexel	1	0	1	South Carolina	1	0	1				
Duke	1	0	1	South Carolina State	1	0	1				
East Central (Okla)	1	1	0	South Dakota	9	6	3				
Eastern Washington	1	0	1	South Dakota State	10	4	6				
Fort Wayne	7	2	5	Southern	1	1	0				
Fresno State	4	0	4	Southern Mississippi	2	1	1				
Florida Atlantic	6	3	3	Southern Utah	1	1	0				
Florida International	7	5	2	Stanford	4	0	4				
Georgia Southern	2	2	0	Stetson	1	1	0				
Grambling State	1	1	0	St. Francis	1	1	0				
Harvard	7	4	3	St. Joseph's	1	1	0				
Haverford	1	1	0	St. Mary's	3	1	2				
Holy Cross	2	2	0	Syracuse	1	0	1				
Houston	1	1	0	Tarleton State	2	1	1				
Idaho	2	2	0	Temple	2	0	2				
Idaho State	2	2	0	Tennessee Tech	2	0	2				
Iona	2	1	1	Texas Southern	1	1	0				
IUPUI	6	2	4	Texas State	3	2	1				
Lafayette	3	2	1	Texas-Arlington	3	3	0				
Lamar	3	2	1	Texas-Rio Grande Valley	4	1	3				
Lehigh	3	2	1	Texas-San Antonio	2	2	0				
Liberty	2	2	0	Texas A&M-Commerce	1	0	1				
Lipscomb	1	1	0	Texas A&M-Corpus Christi	6	6	0				
Long Beach State	1	0	1	Troy	5	2	3				
Louisiana Tech	2	1	1	Tulane	1	1	0				
Louisiana-Lafayette	10	5	5	Tulsa	1	1	0				
Louisiana-Monroe	10	8	2	UAB	1	0	1				
Louisville	1	0	1	UC Irvine	1	0	1				
Loyola (Ill.)	1	0	1	UC Riverside	2	1	1				
Loyola (Md.)	1	1	0	UC Santa Barbara	1	0	1				
Manhattan	1	1	0	UNLV	13	3	10				
Marshall	1	1	0	USC-Upstate	1	1	0				
Maryland	1	0	1	Utah State	11	5	6				
Mercer	2	1	1	Utah	9	3	6				
Middle Tennessee	7	3	4	Utah Valley	1	1	0				
Mississippi Valley State	1	0	0	UTEP	3	2	1				
Missouri	1	0	1	VMI	1	1	0				
Monmouth	2	1	1	Wake Forest	2	0	2				
Montana	4	2	2	Weber State	1	1	0				
Montana State	1	1	0	Western Illinois	6	5	1				
Morgan state	1	1	0								

The Last Time ...

IN THE RANKINGS (Listed AP/ESPN-USA Today Coaches Poll)

Air Force was ranked	Feb. 26, 2007, AP (25th) Feb. 26, 2007, ESPN/USA Today (20th)
Air Force faced a ranked opponent	Feb. 19, 2022 at No. 22/22 Wyoming: AF lost 75-67
Air Force defeated a ranked opponent	March 9, 2013 vs. No. 12/11 New Mexico: AF won 89-88 at USAFA
Air Force lost to a ranked opponent	Feb. 19, 2022 at No. 22/22 Wyoming: AF lost 75-67
Air Force defeated a ranked opponent at home	March 9, 2013 vs. No. 12/11 New Mexico: AF won 89-88 at USAFA
Air Force defeated a ranked opponent on the road	Never
Air Force faced a top 10 ranked opponent	March 5, 2020 vs. No. 5/5 San Diego State: AF lost 73-60 at MW quarterfinals in Las Vegas, Nev.

OVERTIME / THE LAST SECOND

Air Force won an overtime game	Jan. 26, 2019 at San Jose State: Air Force won 73-71 in double-overtime in San Jose, Calif.
Air Force lost an overtime game	Nov. 14, 2022 vs. Texas A&M-Commerce: AF lost 73-69 in OT at USAFA
Air Force won a buzzer-beater (or within last 5 seconds)	Jan. 26, 2019 at SJSU: AF won on a Chris Joyce three with 5 seconds left in 73-71 in 2OT in San Jose, Calif.
Air Force lost a buzzer-beater (or within last 5 seconds)	Jan. 28, 2022 vs. Wyoming: AF lost 63-61 as Hunter Maldonado made driving layup as time expired

DOUBLE-FIGURE SCORING

Air Force had one in double figures	Feb. 22, 2022, vs. Fresno State: Jake Heidbreder (14)
Air Force had two in double figures	Dec. 6, 2022, vs. South Dakota: Jake Heidbreder (27), Camden Vander Zwaag (14)
Air Force had three in double figures	Nov. 27, 2022, vs. Montana: Jake Heidbreder (16), Corbin Green (15), Jeffrey Mills (14)
Air Force had four in double figures	Dec. 20, 2022 vs. Northern Colorado: Heidbreder (17), Green (13), Petraitis (12), Taylor (10)
Air Force had five in double figures	Dec. 4, 2019, at Wyoming: A. Walker (20), L. Scottie (19), R. Swan (17), C. Morris (15), M. Taylor (13)
Air Force had six in double figures	Jan. 16, 2020, vs. UNLV: R. Swan (22), C. Morris (19), AJ Walker (15), C. Joyce (14), L. Scottie (14), Akaya (10)
Air Force had five starters in double figures	Nov. 14, 2017, vs. Canisus: L. Scottie (18), R. Manning (15), F. Toohey (13), J. Van (13), T. Lyons (12)
Air Force had two players with 20-plus points	March 4, 2020, vs. Fresno St.: AJ Walker (24), Lavelle Scottie (21)

INDIVIDUAL SCORING

Air Force player had 20 or more points	Dec. 18, 2022 vs. Tarleton State	Rytis Petraitis (20)
Air Force player had 20 or more points in a half	Dec. 4, 2021 vs. Army	AJ Walker (21 - 1st half)
Air Force player had 30 or more points	Feb. 11, 2021 vs. Fresno St.	AJ Walker (33)
Air Force player had 40 or more points	Feb. 16, 2013 vs. Colorado St.	Michael Lyons (45)
Opponent player had 20 or more points	Nov. 30, 2022 vs. UAPB	Shaun Doss Jr. (21)
Opponent player had 30 or more points	Jan. 20, 2022 vs. UNLV	Bryce Hamilton (32)
Opponent player had 40 or more points	Feb. 5, 2022 vs. New Mexico	Jaelen House (42)

INDIVIDUAL THREE'S

Air Force player had 7 or more three's	Nov. 23, 2022 vs. MVSU	Camden Vander Zwaag (7)
Air Force player had 6 or more three's	Feb. 11, 2021 vs. Fresno St.	AJ Walker (6)
Air Force player had 5 or more three's	Dec. 6, 2022 vs. South Dakota	Jake Heidbreder (5)

INDIVIDUAL REBOUNDING

Air Force player had 10 or more rebounds	Dec. 18, 2022 vs. Tarleton State	Rytis Petraitis (10)
Air Force player had 15 or more rebounds	Feb. 12, 2019 at UNLV	Ryan Swan (16)
Air Force player had 20 or more rebounds	Nov. 29, 1978 vs. Washburn (KS)	Randy Gricius (21)
Opponent player had 10 or more rebounds	Jan. 15, 2022 vs. Nevada	Will Baker (10)

INDIVIDUAL ASSISTS

Air Force player had five-plus assists	Dec. 9 vs. Arkansas State	Ethan Taylor (7) & Rytis Petraitis (5)
Air Force player had 10-plus assists	Jan. 15, 2022 vs. Nevada	Ethan Taylor (10)

INDIVIDUAL BLOCKS

Air Force player had three-plus blocks	Dec. 20, 2022 vs. Northern Colorado	Corbin Green (3)
Air Force player had four-plus blocks	Dec. 18, 2022 vs. Tarleton State	Corbin Green (4)
Air Force player had five-plus blocks	Nov. 30, 2022 vs. UAPB	Corbin Green (6)

INDIVIDUAL STEALS

Air Force player had five-plus steals	Nov. 14, 2022, vs. Texas A&M-Commerce	Ethan Taylor (5)
Air Force player had seven steals	Nov. 20, 2013, vs. Colorado Christian	Max Yon (7)

DOUBLE DOUBLE

Air Force player had a double-double (point-rebound)	Dec. 18, 2022 vs. Tarleton State	Rytis Petraitis (20 pts, 10 reb)
Air Force player had a double-double (point-assists)	Feb. 6, 2018, vs. Colorado St.	Trevor Lyons (10 pts, 10 ast)
Air Force had two players with a double-double	Feb. 26, 2020, vs. New Mexico	Ryan Swan (14 pts, 11 reb) Sid Tomes (10 pts, 10 reb)

TRIPLE DOUBLE

Air Force player had a triple double (point-rebound-assists)	Jan. 15, 2022 vs. Nevada	Ethan Taylor (14P, 10R, 10A)
---	--------------------------	------------------------------

The Last Time ...

SCORING

Air Force scored 100 or more points	Dec. 31, 2019 vs. UC Riverside	AF (105) - AF won 105-56
Air Force scored 90 or more points	Feb. 15, 2020 vs. San Jose St.	AF (95) - AF won 95-86
Air Force scored 80 or more points	Dec. 18, 2022 vs. Tarleton State	AF (81) - AF won 81-67
Air Force scored fewer than 50 points	Feb., 22, 2022 vs. Fresno State	AF (40) - AF lost 65-40
Opponent scored 100 or more points	Dec. 7, 2019 vs. Nevada	Nevada (100) - AF lost 100-85
Opponent scored 90 or more points	Feb. 5, 2022 vs. New Mexico	UNM (91) - AF lost 91-77
Opponent scored fewer than 50 points	Dec. 5, 2020 vs. Lamar	Lamar (44) - AF won 59-44
Opponent scored fewer than 40 points	Nov. 30, 2014 vs. Grambling State	GSU (34) - AF won 59-34

REBOUNDING

Air Force had more than 50 rebounds	Jan. 7, 2020 vs. Utah State	AF (50)
Air Force had more than 40 rebounds	Nov. 21, 2022 vs. USC-Upstate	AF (44)
Air Force had fewer than 25 rebounds	Dec. 9, 2022 vs. Arkansas State	AF (24)
Opponent had more than 50 rebounds	Jan. 26, 2019 vs. San Jose St.	SJSU (56)
Opponent had more than 40 rebounds	Nov. 14, 2022 vs. Texas A&M-Commerce	TAMUC (42)
Opponent had fewer than 25 rebounds	Dec. 18, 2022 vs. Tarleton State	TAR (22)

ASSISTS

Air Force had more than 20 assists	Nov. 30, 2022 vs. UAPB	AF (24)
Air Force had more than 15 assists	Dec. 18, 2022 vs. Tarleton State	AF (18)
Air Force had fewer than 10 assists	March 1, 2022 vs. San Jose State	AF (8)

BLOCKS

Air Force had more than 7 blocks	Nov. 30, 2022 vs. UAPB	AF (10)
Air Force had more than 5 blocks	Dec. 18, 2022 vs. Tarleton State	AF (7)
Air Force had more than 3 blocks	Dec. 20, 2022 vs. Northern Colorado	AF (5)

STEALS

Air Force had more than 10 steals	Dec. 9, 2022 vs. Arkansas State	AF (11)
Air Force had fewer than 5 steals	Dec. 18, 2022 vs. Tarleton State	AF (4)

FIELD GOALS

Air Force had more than 40 field goals made	Jan. 16, 2019 vs. UNLV	AF (40)
Air Force had more than 30 field goals made	Feb. 15, 2020 vs. San Jose State	AF (35)
Air Force had fewer than 20 field goals made	Dec. 3, 2022 at Portland State	AF (18)
Air Force had more than 70 field goal attempts	Jan. 11, 2020 at New Mexico	AF (71)
Air Force had more than 60 field goal attempts	Jan. 30, 2021 vs. San Jose State	AF (61)
Air Force had fewer than 40 field goal attempts	Dec. 31, 2020 vs. Utah State	AF (39)
Air Force shot over 60 percent from the field	Dec. 31, 2019 vs. UC Riverside	AF (.607)
Air Force shot over 50 percent from the field	Dec. 18, 2022 vs. Tarleton State	AF (.580)
Air Force shot less than 30 percent from the field	Jan. 21, 2020 at Utah State	AF (.294)

3-POINT FIELD GOALS

Air Force had more than 15 three-point field goals	Dec. 4, 2019 at Wyoming	AF (17)
Air Force had more than 10 three-point field goals	Dec. 9, 2022 vs. Arkansas State	AF (11)
Air Force had fewer than five three-point field goals	Nov. 27, 2022 vs. Montana	AF (3)
Air Force did not make a three-point field goal	Nov. 21, 2009 vs. Northern Colorado	AF (0)
Air Force had more than 30 three-point field goal attempts	Nov. 7, 2022 at Bowling Green	AF (34)
Air Force had fewer than 10 three-point field goal attempts	Jan. 29, 2014 at Boise State	AF (6)
Air Force shot over 50 percent on three-pointers	Dec. 31, 2019 vs. UC Riverside	AF (.652)
Air Force shot over 40 percent on three-pointers	Dec. 18, 2022 vs. Tarleton State	AF (.409)
Air Force shot less than 25 percent on three-pointers	Dec. 20, 2022 vs. Northern Colorado	AF (.227)

FREE THROWS

Air Force had more than 30 free throws made	Nov. 14, 2017 vs. Canisius	AF (38)
Air Force had more than 20 free throws made	Dec. 3, 2022 at Portland State	AF (23)
Air Force had fewer than 10 free throws made	Nov. 23, 2022 vs. MVSU	AF (3)
Air Force had more than 30 free throw attempts	Dec. 3, 2022 at Portland State	AF (33)
Air Force had more than 20 free throw attempts	Dec. 20, 2022 vs. Northern Colorado	AF (21)
Air Force had fewer than 10 free throw attempts	Nov. 7, 2022 at Bowling Green	AF (4)
Air Force had fewer than five free throw attempts	Feb. 22, 2022 vs. Fresno State	AF (3)
Air Force shot 100 percent on free throws	Feb. 22, 2022 vs. Fresno State	AF 1.000 percent (3-for-3)
Air Force shot over 90 percent on free throws	Jan. 8, 2021 vs. Boise State	AF .923 percent (12-for-13)
Air Force shot less than 50 percent on free throws	Nov. 23, 2022 vs. MVSU	AF .333 percent (3-for-9)

FOULS

Air Force had more than 20 fouls	Dec. 3, 2022 at Portland State	AF (23)
Air Force had fewer than 10 fouls	March 1, 2016 vs. Utah State	AF (9)

TURNOVERS

Air Force had more than 20 turnovers	Jan. 22, 2021 vs. San Diego State	AF (27)
Air Force had fewer than 10 turnovers	Nov. 27, 2022 vs. Montana	AF (9)
Air Force had fewer than five turnovers	Dec. 9, 2022 vs. Arkansas State	AF (5)

Starting Lineups

Guard	Guard	Guard	Guard	Center	Total	Games	Record
Taylor	Heidbreder	Mills	Vander Zwaag	Green	9	5-13	8-1
Taylor	Heidbrder	Mills	Vander Zwaag	Moerman	3	2-4	1-2
Taylor	Heidbreder	McCreary	Vander Zwaag	Moerman	1	1	0-1

Margin of Victory/Defeat

Margin	1	2	3	4	5	6	7	8	9	10	11-15	16-19	20-24	25+
Wins	0	1	1	1	0	0	0	0	0	0	2	0	1	3
Losses	0	0	0	3	0	0	0	0	0	0	1	0	0	0

Team Notes

Biggest Lead.....	31, UAPB 11/30 (MW).....
Biggest Deficit	13, Portland 11/17 (MW).....
Biggest Lead/Win	28, UAPB 11/30 (MW).....
Biggest Lead/Loss	12, Portland State 12/3 (MW).....
Biggest Deficit Overcome	9, Tarleton St. 12/18 (MW).....
Biggest Halftime Lead.....	19, USC-Upstate 11/21 (MW).....
Biggest Halftime Deficit	6, Bowling Green 11/7 (MW).....
Most Points Half	45, USC-Upstate 11/21 (MW).....
Most Pts Allowed Half	44, Delaware 11/11 (MW).....
Fewest Points Half	22, Portland 11/17 (MW).....
Fewest Pts Allowed Half	19, MVSU 11/23 (MW).....

Individual Highs

10-Plus Points	22-23	Career
Jake Heidbreder	11	26
Corbin Green	6	6
Rytis Petraitis	6	6
Camden Vander Zwaag	5	7
Ethan Taylor	5	15
Jeffrey Mills	4	5
Carter Murphy	1	4
Beau Becker	1	1
Nikc Jackson		11
Lucas Moerman		2

20-Plus Points

22-23	Career
Jake Heidbreder	2
Rytis Petraitis	2
Camden Vander Zwaag	2

10-Plus Rebounds

22-23	Career
Rytis Petraitis	2
Nikc Jackson	1
Corbin Green	1
Ethan Taylor	3
Lucas Moerman	1

10-Plus Assists

22-23	Career
Ethan Taylor	1

Points Leader*

22-23	Career
Jake Heidbreder	6
Camden Vander Zwaag	3
Ethan Taylor	2
Rytis Petraitis	2
Nikc Jackson	7
Lucas Moerman	1

Rebounds Leader*

22-23	Career
Rytis Petraitis	6
Ethan Taylor	3
Corbin Green	3
Nikc Jackson	1
Jake Heidbreder	1
Lucas Moerman	1
Carter Murphy	2
Camden Vander Zwaag	1

Assists Leader*

22-23	Career
Ethan Taylor	7
Jeffrey Mills	5
Camden Vander Zwaag	2
Corbin Green	1
Nikc Jackson	11
Jake Heidbreder	6
Carter Murphy	3
Lucas Moerman	1

*- Includes ties

Miscellaneous

Double-Doubles

22-23	Career
Rytis Petraitis	2
Corbin Green	1
Ethan Taylor (Pts-Rebs)	2
Lucas Moerman (Pts-Rebs)	1
Joseph Octave	1
AJ Walker (Pts-Rebs)	1

Triple-Doubles

22-23	Career
Ethan Taylor (P-R-A)	1

Multiple players in double figures

# of Players	#	Most Recent
Two Players	5	South Dakota
Three Players	3	Montana
Four Players	5	Northern Colorado

Air Force Record when...

Leading at the half.....	7-0
Trailing at the half.....	1-4
Tied at the half.....	1-0

Leading with 10:00 remaining.....	8-1
Trailing with 10:00 remaining.....	1-3
Tied with 10:00 remaining.....	0-0

Leading with 5:00 remaining.....	8-1
Trailing with 5:00 remaining.....	1-3
Tied with 5:00 remaining.....	0-0

Overtime games.....	0-0
---------------------	-----

Air Force out-rebounds opponent.....	4-1
Air Force out-rebounded.....	4-3
Rebounds tied.....	1-0

Air Force commits more TOs.....	4-3
Opponent commits more TOs.....	5-1
Turnovers tied.....	0-0

Air Force out-shoots opponent.....	9-2
Air Force out-shot by opponent.....	0-2
FG percentage tied.....	0-0

Air Force scores less than 50:.....	0-0
Air Force scores 50-59.....	1-2
Air Force scores 60-69.....	2-2
Air Force scores 70-79.....	2-0
Air Force scores 80-89.....	4-0
Air Force scores 90-99.....	0-0
Air Force scores 100 or more.....	0-0

Air Force allows less than 50:.....	0-0
Air Force allows 50-59.....	6-0
Air Force allows 60-69.....	2-3
Air Force allows 70-79.....	1-1
Air Force allows 80-89.....	0-0
Air Force allows 90-99.....	0-0
Air Force allows 100 or more.....	0-0

In November.....	5-3
In December.....	4-1
In January.....	0-0
In February.....	0-0
In March.....	0-0

On Monday.....	1-2
On Tuesday.....	3-0
On Wednesday.....	2-0
On Thursday.....	0-1
On Friday.....	1-0
On Saturday.....	0-1
On Sunday.....	2-0

Gray Uni's.....	1-2
Blue Uni's.....	1-1
White Uni's.....	7-1

Game-By-Game Leaders

Opponent	Date	Score	Points	Rebounds	Assists	Steals	Blocks
Bowling Green	11/7	58-62	14 - Vander Zwaag	8 - Moerman	4 - Taylor	3 - McCreary	3 - Moerman
Delaware	11/11	75-71	26 - Heidbreder	7 - Heidbreder	5 - Vander Zwaag	1 - 4 players	3 - Jackson
TAMUC	11/14	69-73	16 - Heidbreder	10 - Petraitis	4 - Mills	5 - Taylor	2 - Moerman, Vander Zwaag
Portland	11/17	51-64	14 - Taylor	10 - Jackson	3 - Taylor	2 - Taylor	1 - Moerman
USC-Upstate	11/21	83-56	20 - Vander Zwaag	12 - Green	6 - Green	2 - Vander Zwaag	1 - McCreary, Vander Zwaag
MVSU	11/23	64-51	22 - Vander Zwaag	5 - Green	6 - Taylor	4 - Green	3 - Green, Vander Zwaag
Montana	11/27	59-56	16 - Heidbreder	6 - Taylor	4 - Mills, Vander Zwaag	2 - 3 players	4 - Green
Arkansas-Pine Bluff	11/30	81-53	16 - Taylor	7 - Green, Petraitis	9 - Mills	3 - Green, Taylor	6 - Green
Portland State	12/3	64-68	22 - Petraitis	8 - Petraitis	4 - Mills, Taylor	4 - Petraitis	1 - Petraitis
South Dakota	12/6	79-58	27 - Heidbreder	8 - Petraitis	6 - Taylor	2 - Green, Petraitis	3 - Green
Arkansas State	12/9	80-55	16 - Heidbreder	5 - Taylor	7 - Taylor	2 - 3 players	2 - Green, Petraitis
Tarleton State	12/18	81-67	20 - Petraitis	10 - Petraitis	4 - Taylor	1 - 4 players	4 - Green
Northern Colorado	12/20	67065	17 - Heidbreder	7 - Petraitis, Taylor	3 - Mills	2 - Petraitis	3 - Green

Points-Rebounds-Assists

Opponent	Date	Score	3	4	5	14	15	22	23	24	30	31	35	42
			Jake Heidbreder	Carter Murphy	Ethan Taylor	Beau Becker	Corbin Green	Nikc Jackson	Jake Murphy	Jeffrey Mills	Camden Vander Zwaag	Rytis Petraitis	Lucas Moerman	Marcell McCreary
Bowling Green	11/7	58-62	12-3-1^	11-1-0	5-3-4^	DNP	DNP	2-2-0	0-0-1	DNP	14-3-3^	0-0-0	5-8-0^	9-6-1^
Delaware	11/11	75-71	26-7-0^	6-2-1	14-3-3^	DNP	DNP	4-5-0	DNP	2-2-3^	9-6-5^	5-4-0	2-6-4^	7-3-0
TAMUC	11/14	69-73	16-4-0^	8-3-3	6-2-3^	DNP	DNP	7-6-0	DNP	13-4-4^	8-2-2^	11-10-2	0-4-1^	0-0-0
Portland	11/17	51-64	8-6-0^	4-2-0	14-5-3^	DNP	DNP	6-10-2	DNP	12-1-1^	2-0-2^	0-3-1	5-0-1^	0-1-0
USC-Upstate	11/21	83-56	16-2-4^	6-2-0	3-2-0^	3-2-0	17-12-6^	DNP	2-0-0	0-2-1^	20-6-2^	10-7-1	DNP	6-4-1
MVSU	11/23	64-51	6-1-4^	7-0-0	4-2-6^	5-2-0	13-5-4^	DNP	DNP	3-4-4^	22-4-0^	2-1-2	DNP	2-2-1
Montana	11/27	59-56	16-5-1^	4-1-0	3-6-2^	2-0-0	15-3-1^	DNP	DNP	14-1-4^	4-3-4^	1-3-1	DNP	1-0-1
Arkansas-Pine Bluff	11/30	81-53	11-1-1^	8-4-2	16-5-5^	0-1-0	15-7-3^	DNP	0-0-0	10-1-9^	7-2-1^	9-7-2	DNP	3-2-1
Portland State	12/3	64-68	16-4-1^	6-1-1	2-4-4^	DNP	2-2-1^	2-2-0	DNP	6-4-4^	8-2-0^	22-8-3	DNP	0-0-0
South Dakota	12/6	79-58	27-3-1^	4-5-1	4-5-6^	7-3-0	2-3-0^	DNP	0-0-0	8-2-3^	14-2-3^	8-8-1	DNP	5-0-0
Arkansas State	12/9	80-55	16-1-1^	6-1-0	4-5-7^	3-3-0	15-3-1^	DNP	0-0-0	8-4-4^	10-1-1^	11-3-5	DNP	7-0-0
Tarleton State	12/18	81-67	17-3-2^	8-3-2	11-7-4^	10-4-2	7-1-1^	DNP	DNP	0-1-3^	8-4-1^	20-10-3	DNP	DNP
Northern Colorado	12/20	67-65	17-3-1^	4-2-1	10-7-1^	2-0-1	13-6-0^	DNP	DNP	4-2-3^	2-4-2^	12-7-2	DNP	3-1-0

Game-By-Game Comparison

Teams	Score	By Half			Rebounds						Scoring By					
		(1-2-OT)	FG-FGA	Pct.	3G-3GA	Pct.	FT-FTA	Pct.	O-D-T	FL-D	AS	TO	BL	ST	Starters	Bench
Bowling Green	62	35-27	22-56	.393	6-20	.300	12-19	.632	8-30-38	14-0	9	13	2	8	46	16
Air Force	58	29-29	22-55	.400	12-34	.353	2-4	.500	3-28-31	17-0	11	14	6	5	45	13
Delaware	71	27-44	19-57	.333	8-26	.308	25-30	.833	12-23-35	24-2	9	8	2	6	57	14
Air Force	75	37-38	25-53	.472	8-23	.348	17-25	.680	10-29-39	23-1	16	13	4	4	49	22
Texas A&M-Commerce	73	31-30-12	25-61	.410	10-35	.286	13-22	.591	12-30-42	20-0	16	17	5	7	52	21
Air Force	69	28-33-8	24-53	.450	6-22	.273	15-26	.577	7-29-36	22-0	15	16	5	12	43	26
Portland	64	32-32	20-54	.370	8-27	.296	16-17	.941	9-25-34	19-0	11	10	3	5	42	22
Air Force	51	29-22	15-45	.333	8-25	.320	13-16	.813	5-25-30	17-0	10	17	1	5	41	10
USC-Upstate	56	26-30	23-54	.426	4-20	.200	6-15	.400	5-17-22	24-0	5	9	4	5	34	19
Air Force	83	45-36	27-52	.519	9-24	.375	20-27	.741	13-31-44	15-0	16	12	2	5	56	27
MVSU	51	19-32	19-48	.396	4-9	.444	9-12	.750	14-17-31	11-0	6	11	2	4	38	13
Air Force	64	30-34	24-46	.522	13-29	.448	3-9	.333	7-16-23	11-0	18	7	6	8	48	16
Montana	56	23-33	24-51	.471	1-11	.091	7-11	.636	8-25-33	19-1	7	13	2	3	42	14
Air Force	59	24-35	21-43	.488	3-14	.214	14-23	.609	3-21-24	13-0	14	9	6	8	52	7
Arkansas-Pine Bluff	53	23-30	20-59	.339	0-14	.000	13-20	.650	17-18-35	21-1	6	17	1	9	39	14
Air Force	81	41-40	27-50	.540	11-24	.458	16-22	.727	8-27-35	17-0	24	15	10	14	59	22
Portland State	68	30-38	22-44	.500	4-17	.235	20-27	.741	1-22-23	29-2	12	14	2	5	59	9
Air Force	64	29-35	18-45	.400	5-21	.238	23-34	.676	7-22-29	23-1	14	17	1	5	34	30
South Dakota	58	21-37	21-57	.368	3-21	.143	13-15	.867	11-20-31	20-0	7	10	2	5	39	19
Air Force	79	39-40	25-51	.490	11-24	.458	18-22	.818	7-26-33	14-0	19	11	7	7	53	26
Arkansas State	55	27-28	21-53	.396	6-12	.500	7-9	.778	16-19-35	10-0	12	16	1	2	36	19
Air Force	80	44-36	29-52	.558	11-23	.478	11-13	.846	6-18-24	11-0	19	5	6	11	53	27
Tarleton State	67	38-29	24-53	.453	0-3	.000	19-27	.704	8-14-22	20-1	5	7	1	7	47	20
Air Force	81	37-44	29-50	.580	9-22	.409	14-17	.824	8-25-33	19-0	18	16	7	4	43	38
Northern Colorado	65	31-36	23-58	.397	5-23	.217	14-19	.737	10-30-40	19-1	13	11	2	2	63	2
Air Force	67	31-34	24-55	.436	5-22	.227	14-21	.667	5-28-33	16-0	11	9	5	3	46	21

Air Force/Opponent Highs/Lows

Air Force - Game Highs

POINTS	83	USC Upstate (11/21/2022)
	81	Tarleton St. (12/18/2022)
	81	Ark.-Pine Bluff (11/30/2022)
	80	Arkansas St. (12/09/2022)
	79	South Dakota (12/06/2022)
FIELD GOALS MADE	29	Tarleton St. (12/18/2022)
	29	Arkansas St. (12/09/2022)
FIELD GOAL ATTEMPTS	55	at Northern Colo. (12/20/2022)
	55	at Bowling Green (11/07/2022)
FIELD GOAL PERCENTAGE	.580 (29-50)	Tarleton St. (12/18/2022)
	.558 (29-52)	Arkansas St. (12/09/2022)
3 PT FG MADE	13	Mississippi Val. (11/23/2022)
	12	at Bowling Green (11/07/2022)
3 PT FG ATTEMPTS	34	at Bowling Green (11/07/2022)
	29	Mississippi Val. (11/23/2022)
3 PT FG PERCENTAGE	.478 (11-23)	Arkansas St. (12/09/2022)
	.458 (11-24)	South Dakota (12/06/2022)
	.458 (11-24)	Ark.-Pine Bluff (11/30/2022)
FREE THROWS MADE	23	at Portland St. (12/03/2022)
	20	USC Upstate (11/21/2022)
FREE THROW ATTEMPTS	34	at Portland St. (12/03/2022)
	27	USC Upstate (11/21/2022)
FREE THROW PERCENTAGE	.846 (11-13)	Arkansas St. (12/09/2022)
	.824 (14-17)	Tarleton St. (12/18/2022)
REBOUNDS	44	USC Upstate (11/21/2022)
	39	Delaware (11/11/2022)
ASSISTS	24	Ark.-Pine Bluff (11/30/2022)
	19	Arkansas St. (12/09/2022)
	19	South Dakota (12/06/2022)
STEALS	14	Ark.-Pine Bluff (11/30/2022)
	12	Tex. A&M-Commerce (11/14/2022)
BLOCKED SHOTS	10	Ark.-Pine Bluff (11/30/2022)
	7	Tarleton St. (12/18/2022)
	7	South Dakota (12/06/2022)
TURNOVERS	17	at Portland St. (12/03/2022)
	17	Portland (11/17/2022)
FOULS	23	at Portland St. (12/03/2022)
	23	Delaware (11/11/2022)

Opponent - Game Highs

POINTS	73	Tex. A&M-Commerce (11/14/2022)
	71	Delaware (11/11/2022)
	68	at Portland St. (12/03/2022)
	67	Tarleton St. (12/18/2022)
	65	at Northern Colo. (12/20/2022)
FIELD GOALS MADE	25	Tex. A&M-Commerce (11/14/2022)
	24	Tarleton St. (12/18/2022)
	24	Montana (11/27/2022)
FIELD GOAL ATTEMPTS	61	Tex. A&M-Commerce (11/14/2022)
	59	Ark.-Pine Bluff (11/30/2022)
FIELD GOAL PERCENTAGE	.500 (22-44)	at Portland St. (12/03/2022)
	.471 (24-51)	Montana (11/27/2022)
3 PT FG MADE	10	Tex. A&M-Commerce (11/14/2022)
	8	Portland (11/17/2022)
	8	Delaware (11/11/2022)
3 PT FG ATTEMPTS	35	Tex. A&M-Commerce (11/14/2022)
	27	Portland (11/17/2022)
3 PT FG PERCENTAGE	.500 (6-12)	Arkansas St. (12/09/2022)
	.444 (4-9)	Mississippi Val. (11/23/2022)
FREE THROWS MADE	25	Delaware (11/11/2022)
	20	at Portland St. (12/03/2022)
FREE THROW ATTEMPTS	30	Delaware (11/11/2022)
	27	Tarleton St. (12/18/2022)
	27	at Portland St. (12/03/2022)
FREE THROW PERCENTAGE	.941 (16-17)	Portland (11/17/2022)
	.867 (13-15)	South Dakota (12/06/2022)
REBOUNDS	42	Tex. A&M-Commerce (11/14/2022)
	40	at Northern Colo. (12/20/2022)
ASSISTS	16	Tex. A&M-Commerce (11/14/2022)
	13	at Northern Colo. (12/20/2022)
STEALS	11	Tarleton St. (12/18/2022)
	9	Ark.-Pine Bluff (11/30/2022)
BLOCKED SHOTS	5	Tex. A&M-Commerce (11/14/2022)
	4	USC Upstate (11/21/2022)
TURNOVERS	17	Ark.-Pine Bluff (11/30/2022)
	17	Tex. A&M-Commerce (11/14/2022)
FOULS	29	at Portland St. (12/03/2022)
	24	USC Upstate (11/21/2022)
	24	Delaware (11/11/2022)

Air Force - Game Lows

POINTS	51	Portland (11/17/2022)
	58	at Bowling Green (11/07/2022)
	59	Montana (11/27/2022)
	64	at Portland St. (12/03/2022)
	64	Mississippi Val. (11/23/2022)
FIELD GOALS MADE	15	Portland (11/17/2022)
	18	at Portland St. (12/03/2022)
FIELD GOAL ATTEMPTS	43	Montana (11/27/2022)
	45	at Portland St. (12/03/2022)
	45	Portland (11/17/2022)
FIELD GOAL PERCENTAGE	.333 (15-45)	Portland (11/17/2022)
	.400 (22-55)	at Bowling Green (11/07/2022)
	.400 (18-45)	at Portland St. (12/03/2022)
3 PT FG MADE	3	Montana (11/27/2022)
	5	at Northern Colo. (12/20/2022)
	5	at Portland St. (12/03/2022)
3 PT FG ATTEMPTS	14	Montana (11/27/2022)
	21	at Portland St. (12/03/2022)
3 PT FG PERCENTAGE	.214 (3-14)	Montana (11/27/2022)
	.227 (5-22)	at Northern Colo. (12/20/2022)
FREE THROWS MADE	2	at Bowling Green (11/07/2022)
	3	Mississippi Val. (11/23/2022)
FREE THROW ATTEMPTS	4	at Bowling Green (11/07/2022)
	9	Mississippi Val. (11/23/2022)
FREE THROW PERCENTAGE	.333 (3-9)	Mississippi Val. (11/23/2022)
	.500 (2-4)	at Bowling Green (11/07/2022)
REBOUNDS	23	Mississippi Val. (11/23/2022)
	24	Arkansas St. (12/09/2022)
	24	Montana (11/27/2022)
ASSISTS	10	Portland (11/17/2022)
	11	at Northern Colo. (12/20/2022)
	11	at Bowling Green (11/07/2022)
STEALS	3	at Northern Colo. (12/20/2022)
	4	Tarleton St. (12/18/2022)
	4	Delaware (11/11/2022)
BLOCKED SHOTS	1	at Portland St. (12/03/2022)
	1	Portland (11/17/2022)
TURNOVERS	5	Arkansas St. (12/09/2022)
	7	Mississippi Val. (11/23/2022)
FOULS	11	Arkansas St. (12/09/2022)
	11	Mississippi Val. (11/23/2022)

Opponent - Game Lows

POINTS	51	Mississippi Val. (11/23/2022)
	53	Ark.-Pine Bluff (11/30/2022)
	55	Arkansas St. (12/09/2022)
	56	Montana (11/27/2022)
	56	USC Upstate (11/21/2022)
FIELD GOALS MADE	19	Mississippi Val. (11/23/2022)
	19	Delaware (11/11/2022)
FIELD GOAL ATTEMPTS	44	at Portland St. (12/03/2022)
	48	Mississippi Val. (11/23/2022)
FIELD GOAL PERCENTAGE	.333 (19-57)	Delaware (11/11/2022)
	.339 (20-59)	Ark.-Pine Bluff (11/30/2022)
3 PT FG MADE	0	Tarleton St. (12/18/2022)
	0	Ark.-Pine Bluff (11/30/2022)
3 PT FG ATTEMPTS	3	Tarleton St. (12/18/2022)
	9	Mississippi Val. (11/23/2022)
3 PT FG PERCENTAGE	.000 (0-3)	Tarleton St. (12/18/2022)
	.000 (0-14)	Ark.-Pine Bluff (11/30/2022)
FREE THROWS MADE	6	USC Upstate (11/21/2022)
	7	Arkansas St. (12/09/2022)
	7	Montana (11/27/2022)
FREE THROW ATTEMPTS	9	Arkansas St. (12/09/2022)
	11	Montana (11/27/2022)
FREE THROW PERCENTAGE	.400 (6-15)	USC Upstate (11/21/2022)
	.591 (13-22)	Tex. A&M-Commerce (11/14/2022)
REBOUNDS	22	Tarleton St. (12/18/2022)
	22	USC Upstate (11/21/2022)
ASSISTS	5	Tarleton St. (12/18/2022)
	5	USC Upstate (11/21/2022)
STEALS	2	at Northern Colo. (12/20/2022)
	2	Arkansas St. (12/09/2022)
BLOCKED SHOTS	1	Tarleton St. (12/18/2022)
	1	Arkansas St. (12/09/2022)
	1	Ark.-Pine Bluff (11/30/2022)
TURNOVERS	7	Tarleton St. (12/18/2022)
	8	Delaware (11/11/2022)
FOULS	10	Arkansas St. (12/09/2022)
	11	Mississippi Val. (11/23/2022)

Air Force/Opponent Individual Highs

Air Force - Individual Game Highs

POINTS	27	Jake Heidbreder vs South Dakota (12/06/2022)
	26	Jake Heidbreder vs Delaware (11/11/2022)
	22	Rytis Petraitis at Portland St. (12/03/2022)
	22	Camden Vander Zwaag vs Mississippi Val. (11/23/2022)
	20	Rytis Petraitis vs Tarleton St. (12/18/2022)
	20	Camden Vander Zwaag vs USC Upstate (11/21/2022)
FIELD GOALS MADE	8	Jake Heidbreder vs South Dakota (12/06/2022)
	7	Camden Vander Zwaag vs Mississippi Val. (11/23/2022)
	7	Camden Vander Zwaag vs USC Upstate (11/21/2022)
FIELD GOAL ATTEMPTS	13	Camden Vander Zwaag vs USC Upstate (11/21/2022)
	12	Jake Heidbreder vs South Dakota (12/06/2022)
	12	Jake Heidbreder vs Delaware (11/11/2022)
FIELD GOAL PERCENTAGE (min 5 made)	.857 (6-7)	Corbin Green vs Mississippi Val. (11/23/2022)
	.750 (6-8)	Rytis Petraitis at Portland St. (12/03/2022)
3 PT FG MADE	7	Camden Vander Zwaag vs Mississippi Val. (11/23/2022)
	5	Jake Heidbreder vs South Dakota (12/06/2022)
3 PT FG ATTEMPTS	10	Camden Vander Zwaag vs Mississippi Val. (11/23/2022)
	8	Jake Heidbreder vs South Dakota (12/06/2022)
	8	Jake Heidbreder at Portland St. (12/03/2022)
	8	Jake Heidbreder vs Mississippi Val. (11/23/2022)
	8	Camden Vander Zwaag vs USC Upstate (11/21/2022)
	8	Jake Heidbreder vs Delaware (11/11/2022)
	8	Jake Heidbreder at Bowling Green (11/07/2022)
3 PT FG PERCENTAGE (min 2 made)	1.000 (2-2)	Rytis Petraitis at Portland St. (12/03/2022)
	.800 (4-5)	Ethan Taylor vs Ark.-Pine Bluff (11/30/2022)
FREE THROWS MADE	11	Jake Heidbreder vs Delaware (11/11/2022)
	8	Rytis Petraitis at Portland St. (12/03/2022)
FREE THROW ATTEMPTS	13	Rytis Petraitis at Portland St. (12/03/2022)
	12	Jake Heidbreder vs Delaware (11/11/2022)
FREE THROW PERCENTAGE (min 3 made)	1.000 (6-6)	Jake Heidbreder vs South Dakota (12/06/2022)
	1.000 (5-5)	Jake Heidbreder vs Montana (11/27/2022)
	1.000 (4-4)	Jake Heidbreder vs Arkansas St. (12/09/2022)
	1.000 (4-4)	Jake Heidbreder at Portland St. (12/03/2022)
	1.000 (4-4)	Carter Murphy vs Ark.-Pine Bluff (11/30/2022)
	1.000 (4-4)	Jake Heidbreder vs USC Upstate (11/21/2022)
	1.000 (3-3)	Rytis Petraitis vs South Dakota (12/06/2022)
	1.000 (3-3)	Jeffrey Mills vs Tex. A&M-Commerce (11/14/2022)
REBOUNDS	12	Corbin Green vs USC Upstate (11/21/2022)
	10	Rytis Petraitis vs Tarleton St. (12/18/2022)
	10	Nikc Jackson vs Portland (11/17/2022)
	10	Rytis Petraitis vs Tex. A&M-Commerce (11/14/2022)
ASSISTS	9	Jeffrey Mills vs Ark.-Pine Bluff (11/30/2022)
	7	Ethan Taylor vs Arkansas St. (12/09/2022)
STEALS	5	Ethan Taylor vs Tex. A&M-Commerce (11/14/2022)
	4	Rytis Petraitis at Portland St. (12/03/2022)
	4	Corbin Green vs Mississippi Val. (11/23/2022)
BLOCKED SHOTS	6	Corbin Green vs Ark.-Pine Bluff (11/30/2022)
	4	Corbin Green vs Tarleton St. (12/18/2022)
	4	Corbin Green vs Montana (11/27/2022)
TURNOVERS	4	Ethan Taylor vs Tarleton St. (12/18/2022)
	4	Camden Vander Zwaag at Portland St. (12/03/2022)
	4	Ethan Taylor vs Tex. A&M-Commerce (11/14/2022)
	4	Ethan Taylor vs Delaware (11/11/2022)
	4	Marcell McCreary at Bowling Green (11/07/2022)



Opponent - Individual Game Highs

POINTS	25	Demarcus Demonia vs Tex. A&M-Commerce (11/14/2022)
	24	Jorell Saterfield at Portland St. (12/03/2022)
	24	Cameron Parker at Portland St. (12/03/2022)
	22	Daylen Kountz at Northern Colo. (12/20/2022)
	21	Shaun Doss Jr. vs Ark.-Pine Bluff (11/30/2022)
FIELD GOALS MADE	10	Jorell Saterfield at Portland St. (12/03/2022)
	8	Shaun Doss Jr. vs Ark.-Pine Bluff (11/30/2022)
	8	Jordan Gainey vs USC Upstate (11/21/2022)
FIELD GOAL ATTEMPTS	20	Shaun Doss Jr. vs Ark.-Pine Bluff (11/30/2022)
	17	Jorell Saterfield at Portland St. (12/03/2022)
	17	Jordan Gainey vs USC Upstate (11/21/2022)
FIELD GOAL PERCENTAGE (min 5 made)	.833 (5-6)	Jakorie Smith vs Tarleton St. (12/18/2022)
	.833 (5-6)	Terrance Ford Jr. vs Arkansas St. (12/09/2022)
	.833 (5-6)	Cameron Parker at Portland St. (12/03/2022)
3 PT FG MADE	4	Avery Felts vs Arkansas St. (12/09/2022)
	4	Demarcus Demonia vs Tex. A&M-Commerce (11/14/2022)
3 PT FG ATTEMPTS	8	Jorell Saterfield at Portland St. (12/03/2022)
	8	Moses Wood vs Portland (11/17/2022)
	8	Demarcus Demonia vs Tex. A&M-Commerce (11/14/2022)
3 PT FG PERCENTAGE (min 2 made)	.800 (4-5)	Avery Felts vs Arkansas St. (12/09/2022)
	.667 (2-3)	Kadar Waller vs Mississippi Val. (11/23/2022)
FREE THROWS MADE	14	Cameron Parker at Portland St. (12/03/2022)
	8	Jameer Nelson Jr. vs Delaware (11/11/2022)
FREE THROW ATTEMPTS	16	Cameron Parker at Portland St. (12/03/2022)
	11	Demarcus Demonia vs Tex. A&M-Commerce (11/14/2022)
FREE THROW PERCENTAGE (min 3 made)	1.000 (7-7)	Ebby Asamoah vs Delaware (11/11/2022)
	1.000 (7-7)	Jyare Davis vs Delaware (11/11/2022)
	1.000 (4-4)	Tiger Booker vs Tarleton St. (12/18/2022)
	1.000 (4-4)	Javontae Hopkins vs Tarleton St. (12/18/2022)
	1.000 (4-4)	Max Burchill vs South Dakota (12/06/2022)
	1.000 (4-4)	Moses Wood vs Portland (11/17/2022)
	1.000 (4-4)	Alden Applewhite vs Portland (11/17/2022)
	1.000 (3-3)	Terrance Ford Jr. vs Arkansas St. (12/09/2022)
	1.000 (3-3)	A.J. Plitzuweit vs South Dakota (12/06/2022)
	1.000 (3-3)	Tyler Robertson vs Portland (11/17/2022)
REBOUNDS	15	Tasos Kamateros vs South Dakota (12/06/2022)
	12	Alvin Stredic vs Mississippi Val. (11/23/2022)
ASSISTS	6	Cameron Parker at Portland St. (12/03/2022)
	5	Caleb Fields vs Arkansas St. (12/09/2022)
STEALS	3	Shamir Bogues vs Tarleton St. (12/18/2022)
	3	Shaun Doss Jr. vs Ark.-Pine Bluff (11/30/2022)
	3	Johnny McCoy vs Delaware (11/11/2022)
BLOCKED SHOTS	2	Dalton Knecht at Northern Colo. (12/20/2022)
	2	Hayden Curtiss at Portland St. (12/03/2022)
	2	Seny N'Diaye vs USC Upstate (11/21/2022)
	2	Jameer Nelson Jr. vs Delaware (11/11/2022)
TURNOVERS	5	Caleb Fields vs Arkansas St. (12/09/2022)
	4	Cameron Parker at Portland St. (12/03/2022)
	4	Brahm Harris vs Ark.-Pine Bluff (11/30/2022)
	4	Shaun Doss Jr. vs Ark.-Pine Bluff (11/30/2022)
	4	C.J. Roberts vs Tex. A&M-Commerce (11/14/2022)
	4	Leon Ayers III at Bowling Green (11/07/2022)



2022-23 Box Scores



Official Basketball Box Score - Final
Air Force at Bowling Green
11/07/22 Shroh Center, Bowling Green
2022-23 Men's Basketball

Game Time: 7:00 PM
Game Duration: 1:51
Attendance: 1,389

Officials: Ed Phillips, Shane Thurston, Kelly Anlauf

Air Force - 58

Record: 0-1

Box score table for Air Force vs Bowling Green. Columns include NO. Name, Min, FG, 3P, FT, Rebounds, Fouls, TP, AS, TO, ST, Blocks, +/-.

Shooting By Period table for Air Force. Columns include 1st FG%, 3PT%, FT%, 2nd FG%, 3PT%, FT%, GM FG%, 3PT%, FT%.

Dead Ball Rebounds: 1, 1

Technical Fouls: Murphy 2nd 10:09

Bowling Green - 62

Record: 1-0

Box score table for Bowling Green vs Air Force. Columns include NO. Name, Min, FG, 3P, FT, Rebounds, Fouls, TP, AS, TO, ST, Blocks, +/-.

Shooting By Period table for Bowling Green. Columns include 1st FG%, 3PT%, FT%, 2nd FG%, 3PT%, FT%, GM FG%, 3PT%, FT%.

Dead Ball Rebounds: 4, 1

Technical Fouls: Ayers III 1st 10:16

Summary statistics table for Bowling Green vs Air Force. Includes Biggest lead, Best Scoring Run, Lead Changes, Times Tied, Time with Lead.

Points from Turnovers, Paint, Second Chance, Fast Breaks, Bench table for Bowling Green vs Air Force.



Official Basketball Box Score - Final
Tex. A&M-Commerce at Air Force
11/14/22 Clune Arena, U.S. Air Force Academy
2022-23 Men's Basketball

Game Time: 6:00 PM
Game Duration: 2:06
Attendance: 1,131

Officials: Eric Curry, Mike Reed, Ryan McDaniel

Tex. A&M-Commerce - 73

Record: 1-2

Box score table for Tex. A&M-Commerce vs Air Force. Columns include NO. Name, Min, FG, 3P, FT, Rebounds, Fouls, TP, AS, TO, ST, Blocks, +/-.

Shooting By Period table for Tex. A&M-Commerce. Columns include 1st FG%, 3PT%, FT%, 2nd FG%, 3PT%, FT%, GM FG%, 3PT%, FT%.

Dead Ball Rebounds: 4, 0

Technical Fouls: Vasic 2nd 14:59, Williams 2nd 14:49, Roberts 2nd 9:32, Davis 2nd 7:29

Air Force - 69

Record: 1-2

Box score table for Air Force vs Tex. A&M-Commerce. Columns include NO. Name, Min, FG, 3P, FT, Rebounds, Fouls, TP, AS, TO, ST, Blocks, +/-.

Shooting By Period table for Air Force. Columns include 1st FG%, 3PT%, FT%, 2nd FG%, 3PT%, FT%, GM FG%, 3PT%, FT%.

Dead Ball Rebounds: 3, 0

Technical Fouls: NONE

Summary statistics table for Air Force vs Tex. A&M-Commerce. Includes Biggest lead, Best Scoring Run, Lead Changes, Times Tied, Time with Lead.

Points from Turnovers, Paint, Second Chance, Fast Breaks, Bench table for Air Force vs Tex. A&M-Commerce.



Official Basketball Box Score - Final
Delaware at Air Force
11/11/22 Clune Arena, U.S. Air Force Academy
2022-23 Men's Basketball

Game Time: 2:00 PM
Game Duration: 2:08
Attendance: 1,625

Officials: Ruben Ramos, Rick O'Neil, Jeff Maham

Delaware - 71

Record: 1-1

Box score table for Delaware vs Air Force. Columns include NO. Name, Min, FG, 3P, FT, Rebounds, Fouls, TP, AS, TO, ST, Blocks, +/-.

Shooting By Period table for Delaware. Columns include 1st FG%, 3PT%, FT%, 2nd FG%, 3PT%, FT%, GM FG%, 3PT%, FT%.

Dead Ball Rebounds: 2, 0

Technical Fouls: McCoy 1st 7:33, Nelson Jr. 2nd 16:05

Air Force - 75

Record: 1-1

Box score table for Air Force vs Delaware. Columns include NO. Name, Min, FG, 3P, FT, Rebounds, Fouls, TP, AS, TO, ST, Blocks, +/-.

Shooting By Period table for Air Force. Columns include 1st FG%, 3PT%, FT%, 2nd FG%, 3PT%, FT%, GM FG%, 3PT%, FT%.

Dead Ball Rebounds: 3, 0

Technical Fouls: Heidbreder 2nd 8:51

Summary statistics table for Air Force vs Delaware. Includes Biggest lead, Best Scoring Run, Lead Changes, Times Tied, Time with Lead.

Points from Turnovers, Paint, Second Chance, Fast Breaks, Bench table for Air Force vs Delaware.



Official Basketball Box Score - Final
Portland at Air Force
11/17/22 Clune Arena, U.S. Air Force Academy
2022-23 Men's Basketball

Game Time: 7:00 PM
Game Duration: 1:53
Attendance: 1,276

Officials: Randy McCall, Tony Padilla, Tommy Johnson

Portland - 64

Record: 4-1

Box score table for Portland vs Air Force. Columns include NO. Name, Min, FG, 3P, FT, Rebounds, Fouls, TP, AS, TO, ST, Blocks, +/-.

Shooting By Period table for Portland. Columns include 1st FG%, 3PT%, FT%, 2nd FG%, 3PT%, FT%, GM FG%, 3PT%, FT%.

Dead Ball Rebounds: 1, 0

Technical Fouls: NONE

Air Force - 51

Record: 1-3

Box score table for Air Force vs Portland. Columns include NO. Name, Min, FG, 3P, FT, Rebounds, Fouls, TP, AS, TO, ST, Blocks, +/-.

Shooting By Period table for Air Force. Columns include 1st FG%, 3PT%, FT%, 2nd FG%, 3PT%, FT%, GM FG%, 3PT%, FT%.

Dead Ball Rebounds: 3, 0

Technical Fouls: NONE

Summary statistics table for Air Force vs Portland. Includes Biggest lead, Best Scoring Run, Lead Changes, Times Tied, Time with Lead.

Points from Turnovers, Paint, Second Chance, Fast Breaks, Bench table for Air Force vs Portland.

2022-23 Box Scores



Official Basketball Box Score - Final
Air Force at Portland State
12/03/22 Viking Pavilion, Portland
2022-23 Men's Basketball

Game Time: 1:00 PM
Game Duration: 2:03
Attendance: 1,055

Officials: Shawn Leigh, Scott Brown, Wilson Holland

Box score table for Air Force - 64 vs Portland State - 68. Columns include NO. Name, Min, FG, 3P, FT, Rebounds, Fouls, TP, AS, TO, ST, Blocks, +/-.

Shooting By Period table for Air Force - 64. Columns include 1st FG%, 3PT%, FT%, 2nd FG%, 3PT%, FT%, GM FG%, 3PT%, FT%.

Technical Fouls:NONE

Box score table for Portland State - 68 vs Air Force - 79. Columns include NO. Name, Min, FG, 3P, FT, Rebounds, Fouls, TP, AS, TO, ST, Blocks, +/-.

Shooting By Period table for Portland State - 68. Columns include 1st FG%, 3PT%, FT%, 2nd FG%, 3PT%, FT%, GM FG%, 3PT%, FT%.

Technical Fouls:NONE

Summary statistics table for Air Force - 64 vs Portland State - 68. Includes AFA, PSU, Points from, Turnovers, Paint, Second Chance, Fast Breaks, Bench, Period by Period Scoring.



Official Basketball Box Score - Final
South Dakota at Air Force
12/06/22 Clune Arena, U.S. Air Force Academy
2022-23 Men's Basketball

Game Time: 3:00 PM
Game Duration: 1:46
Attendance: 855

Officials: Tony Padilla, Mike Reed, Randy Richardson

Box score table for South Dakota - 58 vs Air Force - 79. Columns include NO. Name, Min, FG, 3P, FT, Rebounds, Fouls, TP, AS, TO, ST, Blocks, +/-.

Shooting By Period table for South Dakota - 58. Columns include 1st FG%, 3PT%, FT%, 2nd FG%, 3PT%, FT%, GM FG%, 3PT%, FT%.

Technical Fouls:Hayes 2nd 17:32

Box score table for Air Force - 79 vs South Dakota - 58. Columns include NO. Name, Min, FG, 3P, FT, Rebounds, Fouls, TP, AS, TO, ST, Blocks, +/-.

Shooting By Period table for Air Force - 79. Columns include 1st FG%, 3PT%, FT%, 2nd FG%, 3PT%, FT%, GM FG%, 3PT%, FT%.

Technical Fouls:NONE

Summary statistics table for Air Force - 79 vs South Dakota - 58. Includes SD, AF, Points from, Turnovers, Paint, Second Chance, Fast Breaks, Bench, Period by Period Scoring.



Official Basketball Box Score - Final
Arkansas St. at Air Force
12/09/22 Clune Arena, U.S. Air Force Academy
2022-23 Men's Basketball

Game Time: 7:00 PM
Game Duration: 1:36
Attendance: 1,119

Officials: John Higgins, Eric Curry, Tommy Johnson

Box score table for Arkansas St. - 55 vs Air Force - 80. Columns include NO. Name, Min, FG, 3P, FT, Rebounds, Fouls, TP, AS, TO, ST, Blocks, +/-.

Shooting By Period table for Arkansas St. - 55. Columns include 1st FG%, 3PT%, FT%, 2nd FG%, 3PT%, FT%, GM FG%, 3PT%, FT%.

Technical Fouls:NONE

Box score table for Air Force - 80 vs Arkansas St. - 55. Columns include NO. Name, Min, FG, 3P, FT, Rebounds, Fouls, TP, AS, TO, ST, Blocks, +/-.

Shooting By Period table for Air Force - 80. Columns include 1st FG%, 3PT%, FT%, 2nd FG%, 3PT%, FT%, GM FG%, 3PT%, FT%.

Technical Fouls:NONE

Summary statistics table for Air Force - 80 vs Arkansas St. - 55. Includes AST, AF, Points from, Turnovers, Paint, Second Chance, Fast Breaks, Bench, Period by Period Scoring.



Official Basketball Box Score - Final
Tarleton St. at Air Force
12/18/22 Clune Arena, U.S. Air Force Academy
2022-23 Men's Basketball

Game Time: 1:30 PM
Game Duration: 1:51
Attendance: 1,038

Officials: Gerry Poland, Scott Brown, Brad Ferrie

Box score table for Tarleton St. - 67 vs Air Force - 81. Columns include NO. Name, Min, FG, 3P, FT, Rebounds, Fouls, TP, AS, TO, ST, Blocks, +/-.

Shooting By Period table for Tarleton St. - 67. Columns include 1st FG%, 3PT%, FT%, 2nd FG%, 3PT%, FT%, GM FG%, 3PT%, FT%.

Technical Fouls:NONE

Box score table for Air Force - 81 vs Tarleton St. - 67. Columns include NO. Name, Min, FG, 3P, FT, Rebounds, Fouls, TP, AS, TO, ST, Blocks, +/-.

Shooting By Period table for Air Force - 81. Columns include 1st FG%, 3PT%, FT%, 2nd FG%, 3PT%, FT%, GM FG%, 3PT%, FT%.

Technical Fouls:NONE

Summary statistics table for Air Force - 81 vs Tarleton St. - 67. Includes TAR, AF, Points from, Turnovers, Paint, Second Chance, Fast Breaks, Bench, Period by Period Scoring.

2022-23 Box Scores



Official Basketball Box Score - Final
Air Force at Northern Colo.
 12/20/22 Bank of Colorado Arena, Greeley
 2022-23 Men's Basketball

Game Time: 6:00 PM
 Game Duration: 1:57
 Attendance: 1,601

Officials: Veme Harris, Shawn Lehigh, Rick Onell

Air Force - 67 Record: 9-4

NO.	Name	Min	FG		3P	FT	Rebounds		Fouls		TP	AS	TO	ST	Blocks		+/-	Shooting By Period			
			M-A	M-A			M-A	OR	DR	TOT					PF	FD		BS	BA	1st	2nd
15	Corbin Green	F 27:53	5-9	1-3	2-2	2	4	6	2	2	13	0	0	0	3	1	1	1st	FG%	12-30	40.0%
3	Jake Heidebreder	G 32:29	5-10	2-5	5-8	0	3	3	2	5	17	1	2	0	0	0	0	3PT%	2-13	15.4%	
5	Ethan Taylor	G 30:20	4-9	1-5	1-3	2	5	7	1	2	10	1	2	0	0	1	7	FT%	5-6	83.3%	
24	Jeffrey Mills	G 28:51	2-5	0-1	0-0	0	2	2	4	0	4	3	1	0	0	0	2	2nd	FG%	12-25	48.0%
30	Camden Vander Zwaag	G 20:40	1-4	0-2	0-0	1	3	4	2	1	2	2	0	0	0	0	3	3PT%	3-9	33.3%	
14	Beau Becker	12:07	1-5	0-3	0-1	0	0	0	1	1	2	1	0	0	0	0	1	FT%	9-15	60%	
31	Rylis Petratis	19:20	4-6	1-1	3-4	0	7	7	1	6	12	2	1	2	0	0	-1	GM	FG%	24-55	43.6%
4	Carter Murphy	18:44	1-4	0-1	2-2	0	2	2	2	1	4	1	1	0	1	0	-4	3PT%	5-22	22.7%	
42	Marcell McCreary	09:36	1-3	0-1	1-1	0	1	1	1	1	3	0	0	1	1	0	1	FT%	14-21	66.7%	
Team																	Dead Ball Rebounds: 3, 0				
Totals		24:55	5-22	14-21	5	28	33	16	19	67	11	9	3	5	2	2					

Technical Fouls: NONE

Northern Colo. - 65 Record: 5-7

NO.	Name	Min	FG		3P	FT	Rebounds		Fouls		TP	AS	TO	ST	Blocks		+/-	Shooting By Period			
			M-A	M-A			M-A	OR	DR	TOT					PF	FD		BS	BA	1st	2nd
22	Riley Abercrombie	F 33:47	3-10	2-7	3-4	1	5	6	1	2	11	1	0	0	0	0	2	1st	FG%	12-31	38.7%
32	Theo Hughes	C 18:57	2-2	0-0	0-0	2	5	7	4	0	4	0	1	0	0	0	-12	3PT%	3-12	25.0%	
1	Daylen Kountz	G 38:49	7-16	1-3	7-10	0	2	2	2	6	22	3	1	0	0	1	5	FT%	4-7	57.1%	
2	Matt Johnson II	G 36:36	4-13	1-6	0-0	1	4	5	2	0	9	4	3	1	0	2	-1	2nd	FG%	11-27	40.7%
5	Dalton Knecht	G 34:46	6-13	1-5	4-5	2	7	9	5	6	17	3	1	0	2	1	-2	3PT%	2-11	18.2%	
14	Brock Wisne	22:56	1-2	0-0	0-0	1	4	5	3	1	2	1	1	1	0	0	8	FT%	10-12	83.3%	
30	Caleb Shaw	07:33	0-2	0-2	0-0	0	3	3	1	1	0	1	2	0	0	1	-6	GM	FG%	23-58	39.7%
12	Connor Creech	08:29	0-0	0-0	0-0	1	0	1	1	0	0	0	2	0	0	0	-6	3PT%	5-23	21.7%	
Team																	Dead Ball Rebounds: 2, 0				
Totals		23:58	5-23	14-19	10	30	40	19	16	65	13	11	2	2	5	-2					

Technical Fouls: NONE

	USAF	UNCO	Points from	USAF	UNCO	Period by Period Scoring			
Biggest lead	10 (2 nd 14:10)	3 (1 st 17:49)	Turnovers	14	15	1st	2nd	TOT	
Best Scoring Run	8 (2 nd 18:36)	7 (2 nd 10:10)	Paint	32	36	USAF	31	36	67
Lead Changes	11		Second Chance	0	10	UNCO	31	34	65
Times Tied	10		Fast Breaks	6	6				
Time with Lead	25:19	06:26	Bench	21	2				



3 Jake Heidbreder

G, 6-5, 180, So.
Floyds Knobs, IN
(Floyd Central)

- 6th in MW in scoring (15.7 ppg) and 2nd in MW with 87.5 free throw pct.
- School record 32 straight free throws, spanning 10 games, snapped at Northern Colorado.
- 4th in MW with 2.54 three's per game and 2nd in 3FG% at 40.7%.
- Has led team in scoring six times this season.
- Team-high 17 pts against N. Colorado, surpassed 500 career pts in game.
- Career-high 27 pts, 5 three's vs. South Dakota. Also went 6 for 6 from line.
- Has at least two three's in all but one game this season.
- Collegiate Hoops Roadshow All-Tournament Team.
- 18 straight games with a three.
- Team-high 16 points vs. TAMUC.
- 26 pts vs. Delaware. Led team with 7 rebs. 11 for 12 from line.

2022-23 Game-by-Game

Opponent	G-S	FG	3FG	FT	O-D	Rb	F	Pts	A	T	B	S	Mn
Bowling Green	1-1	4-10	4-8	0-1	0-3	3	3	12	1	1	0	0	30
Delaware	1-1	6-12	3-6	11-12	0-7	7	2	26	0	1	0	0	33
A&M-Commerce	1-1	4-9	2-6	6-8	0-4	4	4	16	0	3	0	0	33
Portland	1-1	2-5	2-5	2-2	1-5	6	1	8	0	2	0	1	30
USC-Upstate	1-1	5-9	2-5	4-4	1-1	2	1	16	4	3	0	1	29
MVSU	1-1	2-8	2-8	0-0	0-1	1	2	6	4	2	0	1	26
Montana	1-1	5-8	1-3	5-5	1-4	5	1	16	1	1	0	2	31
UAPB	1-1	4-8	3-6	0-0	0-1	1	2	11	1	0	0	1	27
Portland St.	1-1	5-11	2-8	4-4	0-4	4	3	16	1	1	0	0	29
South Dakota	1-1	8-12	5-8	6-6	0-3	3	2	27	1	2	0	0	25
Arkansas St.	1-1	5-9	2-5	4-4	1-0	1	0	16	1	0	0	1	24
Tarleton St.	1-1	6-10	3-6	2-2	0-3	3	2	17	2	3	0	0	30
N. Colorado	1-1	5-10	2-5	5-8	0-3	3	2	17	1	2	0	0	32
San Diego St.													
Nevada													
Utah State													
Colorado State													
Fresno State													
Wyoming													
San Diego St.													
San Jose St.													
New Mexico													
Boise State													
Nevada													
Colorado St.													
New Mexico													
Utah State													
Wyoming													
Fresno State													
UNLV													
San Jose St.													

Season Highs

Points..... 27 vs. South Dakota 12-6
Rebs..... 7 vs. Delaware 11-11
Assists..... 4 twice
FGM..... 8 vs. South Dakota 12-6
3FGM..... 5 vs. South Dakota 12-6
FTM..... 11 vs. Delaware 11-11
Blk.....
Steals..... 2 vs. Montana 11-27
Min..... 33 twice

Career Highs

27 vs. South Dakota 12-6-22
 8 vs. San Jose State 1-25
 5 vs. San Jose State 1-25
 8 vs. South Dakota 12-6-22
 5 vs. South Dakota 12-6-22
 vs. Delaware 11-11-22
 1, 3x
 2, 5x
 40, 7x



4 Carter Murphy

G, 6-4, 200, Sr.
Phoenix, AZ
(Arcadia)

- Will be an Operations Research Analyst upon graduation in May.
- One of first reserves off bench, providing defensive toughness and deceptive athleticism.
- Averaging 6.3 ppg and 2.1 rpg in 17.0 mpg off bench.
- Looking for first made three in eight games.
- 8 pts, career-high 2 blocks and 4 reb vs. UAPB.
- 8 pts, 3 assists, career-high 3 steals vs. TAMUC.
- Hit go-ahead three to break 69-69 tie vs. Delaware.
- 11 pts in 23 mins off bench vs. Bowling Green. 2 three's.
- Younger brother, Jake, is a sophomore on AF basketball team.

2022-23 Game-by-Game

Opponent	G-S	FG	3FG	FT	O-D	Rb	F	Pts	A	T	B	S	Mn
Bowling Green	1-0	4-8	2-5	1-1	0-1	1	0	11	0	2	0	1	23
Delaware	1-0	2-3	1-2	1-2	1-1	2	4	6	1	0	0	0	12
A&M-Commerce	1-0	3-10	1-3	1-3	0-3	3	4	8	3	3	1	3	29
Portland	1-0	1-5	0-1	2-2	0-2	2	1	4	0	1	0	0	10
USC-Upstate	1-0	2-5	0-2	2-4	0-2	2	1	6	0	1	0	0	18
MVSU	1-0	3-5	1-3	0-0	0-0	0	1	7	0	0	0	1	13
Montana	1-0	2-4	0-1	0-0	0-1	1	2	4	0	1	0	0	17
UAPB	1-0	2-6	0-3	4-4	0-4	4	2	8	2	3	2	1	13
Portland St.	1-0	2-8	0-3	2-2	1-0	1	3	6	1	1	0	0	18
South Dakota	1-0	2-4	0-1	0-0	2-3	5	1	4	1	0	0	0	15
Arkansas St.	1-0	3-4	0-1	0-0	0-1	1	0	6	0	0	0	1	13
Tarleton St.	1-0	4-6	0-1	0-0	0-3	3	0	8	2	1	0	1	23
N. Colorado	1-0	1-4	0-1	2-2	0-2	2	2	4	1	1	1	0	19
San Diego St.													
Nevada													
Utah State													
Colorado State													
Fresno State													
Wyoming													
San Diego St.													
San Jose St.													
New Mexico													
Boise State													
Nevada													
Colorado St.													
New Mexico													
Utah State													
Wyoming													
Fresno State													
UNLV													
San Jose St.													

Season Highs

Points..... 11 vs. Bowling Green 11-7
Rebs..... 4 vs. UAPB 11-30
Assists..... 3 vs. TAMUC 11-14
FGM..... 4 vs. Bowling Green 11-7
3FGM..... 2 vs. Bowling Green 11-7
FTM..... 2 vs. Portland 11-17
Blk..... 2 vs. UAPB 11-30
Steals..... 3 vs. TAMUC 11-14
Min..... 29 vs. TAMUC 11-14

Career Highs


14 vs. JWU 12-17
 6 vs. New Mexico 2-24-21
 4 vs. New Mexico 2-22-21
 5 vs. Colorado State 1-4-22
 4 vs. JWU 12-17
 4 vs. Colorado St. 2-27-21
 2 vs. UAPB 11-30-22
 3 vs. TAMUC 11-14-22
 36 vs. Colorado State 1-4-22

Heidbreder Career Statistics

Year	GP-GS	Min-Avg	FG-A	Pct	3F-A	Pct	FT-A	Pct	Off-Def	Tot	Avg	PF-FO	A	TO	B	St	Pts	Avg
2021-22	29-29	987/34.1	106-213	.498	44-116	.379	47-59	.797	25-69	94	3.2	72-1	56	36	3	15	303	10.4
2022-23	13-13	377/29.0	61-121	.504	33-81	.407	49-56	.875	4-39	43	3.3	26-0	17	21	0	7	204	15.7
TOTAL	42-42	1364/32.5	167-334	.500	77-197	.391	96-115	.835	29-108	137	3.3	98-1	73	57	3	22	507	12.1

Murphy Career Statistics

Year	GP-GS	Min-Avg	FG-A	Pct	3F-A	Pct	FT-A	Pct	Off-Def	Tot	Avg	PF-FO	A	TO	B	St	Pts	Avg
2019-20	12-0	57/4.8	8-17	.471	8-16	.500	7-8	.875	0-8	8	0.7	3-0	5	1	0	4	31	2.6
2020-21	8-5	172/21.5	10-28	.357	5-19	.263	8-8	1.000	2-14	16	2.0	21-1	9	10	2	6	33	4.1
2021-22	18-1	225/12.5	24-58	.414	10-35	.286	2-3	.667	2-26	28	1.6	31-1	9	7	1	8	60	3.3
2022-23	13-0	222/17.0	31-72	.431	5-27	.185	15-20	.750	4-23	27	2.1	21-0	11	14	4	8	82	6.3
TOTAL	52-6	676/13.0	73-175	.417	28-97	.289	32-39	.821	8-71	79	1.5	76-2	34	32	7	26	206	4.0



5 Ethan Taylor

G, 6-5, 195, So.

Houston, TX

(USFA Prep/Memorial)

- 5th in MW in minutes per game (32.4) and 9th in assists (3.7).
- Averaging 2.1 turnovers after averaging 3.2 as a freshman.
- Averaging 7.4 ppg and 3.7 apg. Leads team with 48 assists.
- Season-high seven assists against Arkansas State.
- 16 pts, career-high 4 three's and 5 assists vs. UAPB.
- 14 pts, 5 reb, 3 assists, 2 steals vs. Portland.
- Career-high 5 steals vs. TAMUC.
- 14 pts, 3 reb and 3 assists in 38 mins vs. Delaware.
- 5 pts, 4 assists in 32 mins vs. Bowling Green.
- 103 assists is Air Force freshman record and most at Air Force since 2013.
- 1st triple-double in program history vs. Nevada (14 pts, 10 reb, 10 assists).
- 4x MW Freshman of the Week (Nov. 22/Nov. 29/Dec. 6/Jan. 17)

2022-23 Game-by-Game


Opponent	G-S	FG	3FG	FT	O-D	Rb	F	Pts	A	T	B	S	Mn
Bowling Green	1-1	2-7	1-2	0-0	0-3	3	4	5	4	2	1	0	32
Delaware	1-1	5-10	2-5	2-5	0-3	3	2	14	3	4	1	1	38
A&M-Commerce	1-1	2-8	0-3	2-4	0-2	2	4	6	3	4	0	5	38
Portland	1-1	5-9	3-5	1-2	0-5	5	4	14	3	3	0	2	36
USC-Upstate	1-1	1-5	1-4	0-0	0-2	2	2	3	0	0	0	0	31
MVSU	1-1	1-2	1-2	1-2	0-2	2	1	4	6	1	0	0	31
Montana	1-1	1-4	0-0	1-2	0-6	6	1	3	2	2	1	0	33
UAPB	1-1	5-7	4-5	2-2	1-4	5	3	16	5	3	0	3	26
Portland St.	1-1	0-5	0-2	2-2	1-3	4	3	2	4	2	0	1	28
South Dakota	1-1	2-4	0-0	0-0	0-5	5	1	4	6	1	0	1	31
Arkansas St.	1-1	2-7	0-3	0-0	2-3	5	1	4	7	0	1	1	32
Tarleton St.	1-1	4-8	3-6	0-1	2-5	7	1	11	4	4	0	0	34
N. Colorado	1-1	4-9	1-5	1-3	2-5	7	1	10	1	2	0	0	30
San Diego St.													
Nevada													
Utah State													
Colorado State													
Fresno State													
Wyoming													
San Diego St.													
San Jose St.													
New Mexico													
Boise State													
Nevada													
Colorado St.													
New Mexico													
Utah State													
Wyoming													
Fresno State													
UNLV													
San Jose St.													

Season Highs

Points..... 14 twice
Rebs..... 7 twice
Assists..... 7 vs. Arkansas State 12-9
FGM..... 5, 3x
3FGM..... 4 vs. UAPB 11-30
FTM..... 2, 4x
Blk..... 1, 4x
Steals..... 5 vs. TAMUC 11-14
Min..... 38 twice

Career Highs

19 vs. Colorado State 1-4-22
 10, 3x
 10 vs. Nevada 1-15-22
 7 vs. Colorado State 1-4-22
 4 vs. UAPB 11-30-22
 8 vs. Bethune-Cookman 11-21-22
 2 vs. Holy Cross, 11-20-22
 5 vs. TAMUC 11-14-22
 40, 6x



11 Byron Brown

G, 6-4, 205, So.

Sahuarita, AZ

(USFA Prep/Sahuarita)

- One assist and steal vs. South Dakota.
- One point and two steals in 5 mins vs. UAPB.
- Season debut vs. MVSU with two minutes of play.

2022-23 Game-by-Game

Opponent	G-S	FG	3FG	FT	O-D	Rb	F	Pts	A	T	B	S	Mn
Bowling Green													DNP
Delaware													DNP
A&M-Commerce													DNP
Portland													DNP
USC-Upstate													DNP
MVSU	1-0	0-0	0-0	0-0	0-0	0	0	0	0	0	1	0	2
Montana													DNP
UAPB	1-0	0-1	0-1	1-4	0-0	0	0	1	0	0	0	2	5
Portland St.													DNP
South Dakota	1-0	0-1	0-1	0-0	0-0	0	0	0	1	0	0	1	3
Arkansas St.	1-0	0-0	0-0	0-0	0-0	0	1	0	0	0	0	0	2
Tarleton St.													DNP
N. Colorado													DNP
San Diego St.													
Nevada													
Utah State													
Colorado State													
Fresno State													
Wyoming													
San Diego St.													
San Jose St.													
New Mexico													
Boise State													
Nevada													
Colorado St.													
New Mexico													
Utah State													
Wyoming													
Fresno State													
UNLV													

Season Highs

Points..... 1 vs. UAPB 11-30
Rebs.....
Assists..... 1 vs. South Dakota 12-6
FGM.....
3FGM.....
FTM..... 1 vs. UAPB 11-30
Blk.....
Steals..... 2 vs. UAPB 11-30
Min..... 5 vs. UAPB 11-30

Career Highs

3 vs. Utah State 3-9-22
 1 vs. South Dakota 12-6-22
 1 vs. Utah State 3-9-22
 1 vs. Utah State 3-9-22
 1 vs. UNLV 2-8-22
 2 vs. UAPB 11-30-22
 5 vs. UAPB 11-30-22

Taylor Career Statistics

Year	GP-GS	Min-Avg	FG-A	Pct	3F-A	Pct	FT-A	Pct	Off-Def	Tot	Avg	PF-FO	A	TO	B	St	Pts	Avg
2021-22	28-28	977/34.9	86-215	.400	31-97	.320	37-53	.698	21-112	133	4.8	75-0	103	90	9	38	240	8.6
2022-23	13-13	421/32.4	34-85	.400	16-42	.381	12-23	.522	8-48	56	4.3	29-0	48	28	4	14	96	7.4
TOTAL	41-41	1398/34.1	120-300	.400	47-139	.338	49-76	.645	29-160	189	4.6	104-0	151	118	13	52	336	8.2

Brown Career Statistics

Year	GP-GS	Min-Avg	FG-A	Pct	3F-A	Pct	FT-A	Pct	Off-Def	Tot	Avg	PF-FO	A	TO	B	St	Pts	Avg
2021-22	3-0	10/3.4	1-1	1.000	0-0	.000	1-3	.333	0-0	0	0.0	0-0	0	0	1	0	3	1.0
2022-23	4-0	12/3.0	0-2	.000	0-2	.000	1-4	.250	0-0	0	0.0	1-0	1	1	0	3	1	0.3
TOTAL	7-0	22/3.2	1-3	.333	0-2	.000	2-7	.286	0-0	0	0.0	1-0	1	1	1	3	4	0.6



12 Kellan Boylan

G, 6-6, 190, Fr.
Overland Park, KS
(Bishop Miege)

- 2 mins vs. UAPB.
- Made debut against MVSU with one minute in reserve.

Before Air Force

Played at Bishop Miege as a senior ... KSHSAA Class 4A All-State Second Team ... coach at Bishop Miege was Rick Zych ... played at Valor Christian High School in Highlands Ranch, Colo. freshman-junior seasons ... coach at Valor was AJ Kuhle, a former USAFA basketball player and coach.

2022-23 Game-by-Game

Opponent	G-S	FG	3FG	FT	O-D	Rb	F	Pts	A	T	B	S	Mn
Bowling Green													DNP
Delaware													DNP
A&M-Commerce													DNP
Portland													DNP
USC-Upstate													DNP
MVSU	1-0	0-0	0-0	0-0	0-0	0	1	0	0	0	0	0	1
Montana													DNP
UAPB	1-0	0-0	0-0	0-0	0-0	0	0	0	0	0	0	0	2
Portland St.													DNP
South Dakota	1-0	0-1	0-0	0-0	0-0	0	0	0	0	0	0	0	2
Arkansas St.	1-0	0-0	0-0	0-0	0-0	0	1	0	0	0	0	0	1
Tarleton St.													DNP
N. Colorado													DNP
San Diego St.													
Nevada													
Utah State													
Colorado State													
Fresno State													
Wyoming													
San Diego St.													
San Jose St.													
New Mexico													
Boise State													
Nevada													
Colorado St.													
New Mexico													
Utah State													
Wyoming													
Fresno State													
UNLV													
San Jose St.													

Season Highs

Points.....
Rebs.....
Assists.....
FGM.....
3FGM.....
FTM.....
Blk.....
Steals.....
Min 1 vs. MVSU 11-23

Career Highs



13 Chase Beasley

G, 6-6, 190, So.
Fort Washington, VA
(USAFA Prep/St. Stephens & St. Agnes)

- 2 pts and 2 reb vs. South Dakota.
- First-career point and three rebounds vs. UAPB.
- Made debut against USC-Upstate with one rebound and one assist.

Before Air Force

Attended USAFA Prep School in 2020-21 and was a member of basketball team ... part of state championship team at St. Stephens & St. Agnes ... also won two conference titles ... high school coach was Mike Jones.

2022-23 Game-by-Game

Opponent	G-S	FG	3FG	FT	O-D	Rb	F	Pts	A	T	B	S	Mn
Bowling Green													DNP
Delaware													DNP
A&M-Commerce													DNP
Portland													DNP
USC-Upstate	1-0	0-0	0-0	0-0	0-1	1	0	0	1	0	0	0	1
MVSU	1-0	0-0	0-0	0-0	0-0	0	0	0	0	0	0	0	1
Montana													DNP
UAPB	1-0	0-0	0-0	1-2	1-2	3	0	1	0	0	0	0	5
Portland St.													DNP
South Dakota	1-0	1-1	0-0	0-0	2-0	2	0	2	0	0	0	0	3
Arkansas St.	1-0	0-0	0-0	0-0	0-1	1	0	0	0	0	0	0	3
Tarleton St.													DNP
N. Colorado													DNP
San Diego St.													
Nevada													
Utah State													
Colorado State													
Fresno State													
Wyoming													
San Diego St.													
San Jose St.													
New Mexico													
Boise State													
Nevada													
Colorado St.													
New Mexico													
Utah State													
Wyoming													
Fresno State													
UNLV													
San Jose St.													

Season Highs

Points..... 1 vs. UAPB 11-30
Rebs..... 3 vs. UAPB 11-30
Assists..... 1 vs. USC-Upstate 11-21
FGM.....
3FGM.....
FTM.....
Blk.....
Steals.....
Min 3 vs. Arkansas State 12-9


Career Highs

Boylan Career Statistics

Year	GP-GS	Min-Avg	FG-A	Pct	3F-A	Pct	FT-A	Pct	Off-Def	Tot	Avg	PF-FO	A	TO	B	St	Pts	Avg
2022-23	4-0	6/1.4	0-1	.000	0-0	.000	0-0	.000	0-0	0	0.0	2-0	0	0	0	0	0	0.0

Beasley Career Statistics

Year	GP-GS	Min-Avg	FG-A	Pct	3F-A	Pct	FT-A	Pct	Off-Def	Tot	Avg	PF-FO	A	TO	B	St	Pts	Avg
2022-23	5-0	13/2.7	1-1	1.000	0-0	.000	1-2	.500	3-4	7	1.4	0-0	1	0	0	0	3	0.6



14 Beau Becker

F, 6-7, 205, So.
Dallas, TX

(USAFA Prep/Woodrow Wilson)

- Averaging 4.0 ppg in 10.0 mpg. Shooting 40.0 percent from three.
- Has jumped into lineup as backup post, can stretch defenses with ability to hit open three.

- Career-high's of 10 pts, 4 reb, 2 assists and 2 blocks in 21 mins vs. Tarleton St.
- 7 pts, 3 reb and block in 14 mins vs. South Dakota.
- 2 pts, steal in 8 mins vs. Montana.
- 5 pts on 2-4 shooting with a 3 against MVSU.
- Debut vs. USC-Upstate with 3 points on a 3 and 2 reb in 4 mins.

2022-23 Game-by-Game

Opponent	G-S	FG	3FG	FT	O-D	Rb	F	Pts	A	T	B	S	Mn
Bowling Green													
Delaware													
A&M-Commerce													
Portland													
USC-Upstate	1-0	1-3	1-1	0-0	1-1	2	0	3	0	2	0	0	4
MVSU	1-0	2-4	1-1	0-0	2-0	2	0	5	0	0	0	0	3
Montana	1-0	1-4	0-2	0-2	0-0	0	2	2	0	0	0	1	8
UAPB	1-0	0-1	0-0	0-0	0-1	1	1	0	0	1	0	0	7
Portland St.													
South Dakota	1-0	2-5	1-3	2-2	1-2	3	0	7	0	0	1	0	14
Arkansas St.	1-0	1-2	1-1	0-0	0-3	3	0	3	0	0	0	1	11
Tarleton St.	1-0	5-8	0-1	0-0	1-3	4	4	10	2	0	2	1	21
N. Colorado	1-0	1-5	0-3	0-1	0-0	0	1	2	1	0	0	0	12
San Diego St.													
Nevada													
Utah State													
Colorado State													
Fresno State													
Wyoming													
San Diego St.													
San Jose St.													
New Mexico													
Boise State													
Nevada													
Colorado St.													
New Mexico													
Utah State													
Wyoming													
Fresno State													
UNLV													
San Jose St.													

Season Highs

Points..... 10 vs. Tarleton St. 12-18
Rebs..... 4 twice
Assists..... 2 vs. Tarleton St. 12-18
FGM..... 5 vs. Tarleton St. 12-18
3FGM..... 1, 4x
FTM..... 2 vs. South Dakota 12-6
Blk..... 2 vs. Tarleton St. 12-18
Steals..... 1, 3x
Min..... 21 vs. Tarleton St. 12-18

Career Highs



15 Corbin Green

F, 6-5, 230, Fr.
Midlothian, TX

(USAFA Prep/Midlothian)

- Third on team with 10.8 ppg and ranks 2nd in MW with 25 blocks.
- Shooting .583 from field and averaging 4.7 rpg.
- MW Freshman of the Week (Nov. 28)
- 13 pts, 6 reb, 3 blocks vs. Northern Colorado.
- 15 pts, 2 blocks and 2 steals vs. Arkansas State.
- 15 pts, tied school record with 6 blocks, 7 reb, 3 stl, 3 asst vs. UAPB.
- Collegiate Hoops Roadshow All-Tournament Team.
- 13 pts, 5 reb, 4 steals and 3 blocks in 37 mins vs. MVSU.
- 17 pts, 12 reb, 6 assists in debut vs. USC-Upstate. First player to record double-double in first-career start since Tom Bellairs in 1999.
- 6 of 9 from field, 5 of 5 on 2pt FGs vs. Upstate.

2022-23 Game-by-Game

Opponent	G-S	FG	3FG	FT	O-D	Rb	F	Pts	A	T	B	S	Mn
Bowling Green													
Delaware													
A&M-Commerce													
Portland													
USC-Upstate	1-1	6-9	1-4	4-7	2-10	12	2	17	6	2	0	0	36
MVSU	1-1	6-7	0-0	1-2	0-5	5	2	13	1	3	3	4	37
Montana	1-1	6-9	2-4	1-5	1-2	3	4	15	1	2	4	2	32
UAPB	1-1	5-8	0-1	5-7	1-6	7	3	15	3	3	6	3	33
Portland St.	1-1	1-3	0-0	0-2	0-2	2	5	2	1	2	0	0	20
South Dakota	1-1	0-5	0-1	0-1	0-3	3	4	0	3	2	3	2	24
Arkansas St.	1-1	5-8	2-3	3-4	0-3	3	3	15	1	3	2	2	28
Tarleton St.	1-1	1-2	0-0	5-6	0-1	1	4	7	1	3	4	0	19
N. Colorado	1-1	5-9	1-3	2-2	2-4	6	2	13	0	0	3	0	28
San Diego St.													
Nevada													
Utah State													
Colorado State													
Fresno State													
Wyoming													
San Diego St.													
San Jose St.													
New Mexico													
Boise State													
Nevada													
Colorado St.													
New Mexico													
Utah State													
Wyoming													
Fresno State													
UNLV													
San Jose St.													

Season Highs

Points..... 17 vs. USC-Upstate 11-21
Rebs..... 12 vs. USC-Upstate 11-21
Assists..... 6 vs. USC-Upstate 11-21
FGM..... 6, 3x
3FGM..... 2 vs. Montana 11-27
FTM..... 4 vs. USC-Upstate 11-21
Blk..... 4 vs. Montana 11-27
Steals..... 4 vs. MVSU 11-23
Min..... 37 vs. MVSU 11-23

Career Highs

Becker Career Statistics

Year	GP-GS	Min-Avg	FG-A	Pct	3F-A	Pct	FT-A	Pct	Off-Def	Tot	Avg	PF-FO	A	TO	B	St	Pts	Avg
2022-23	8-0	80/10.0	13-32	.406	4-12	.333	2-5	.400	5-10	15	1.9	8-0	3	3	3	3	32	4.0

Green Career Statistics

Year	GP-GS	Min-Avg	FG-A	Pct	3F-A	Pct	FT-A	Pct	Off-Def	Tot	Avg	PF-FO	A	TO	B	St	Pts	Avg
2022-23	9-9	257/28.6	35-60	.583	6-16	.375	21-36	.583	6-36	42	4.7	29-1	17	20	25	13	97	10.8



20 Kaleb Lichau

F, 6-9, 200, So.
Gig Harbor, WA
(USAF Prep/Peninsula)

- First-career game vs. Bowling Green. Had one reb. in 2 mins.
- Did not appear in any games as a freshman.

Before Air Force

Attended USAFA Prep School in 2020-21 and played on basketball team ... two-time all-league ... averaged 15 ppg, 11 rpg and 6 bpg ... set school records for blocked shots in a game and season ... high school coach was Matt Robles ... played club ball for Washington Supreme UAA, coached by Carl Howell and played in the Under Armour circuit.

2022-23 Game-by-Game

Opponent	G-S	FG	3FG	FT	O-D	Rb	F	Pts	A	T	B	S	Mn
Bowling Green	1-0	0-1	0-1	0-0	0-1	1	0	0	0	0	0	0	2
Delaware						DNP							
A&M-Commerce						DNP							
Portland						DNP							
USC-Upstate						DNP							
MVSU						DNP							
Montana						DNP							
UAPB						DNP							
Portland St.						DNP							
South Dakota						DNP							
Arkansas St.						DNP							
Tarleton St.						DNP							
N. Colorado						DNP							
San Diego St.													
Nevada													
Utah State													
Colorado State													
Fresno State													
Wyoming													
San Diego St.													
San Jose St.													
New Mexico													
Boise State													
Nevada													
Colorado St.													
New Mexico													
Utah State													
Wyoming													
Fresno State													
UNLV													
San Jose St.													

Season Highs

Points
Rebs 1 vs. Bowling Green 11/7
Assists
FGM
3FGM
FTM
Blk
Steals
Min 2 vs. Bowling Green 11/7

Career Highs



21 Solo Jones

F, 6-8, 199, Fr.
Long Beach, CA
(USAF Prep/Los Alamitos)

- Made debut against South Dakota.
- Brother, Benjamin, plays basketball at East Los Angeles College (ELAC).

Before Air Force

Attended USAFA Prep School in 2021-22 as was on the basketball team ... played at Los Alamitos as a senior ... played at Long Beach Poly as a sophomore and junior ... played at Bishop Montgomery as a freshman ... was on the academic honor roll all four years in high school ... played AAU ball for Team Veritas, coached by George Zedan, Bryan Sanchez and Eli Zedan ... averaged 14 ppg, 9 rpg, 2 spg and 2 bpg for Team Veritas.

- Is a triplet with brother Ben and sister Grace.

2022-23 Game-by-Game

Opponent	G-S	FG	3FG	FT	O-D	Rb	F	Pts	A	T	B	S	Mn
Bowling Green													
Delaware													
A&M-Commerce													
Portland													
USC-Upstate													
MVSU													
Montana													
UAPB													
Portland St.													
South Dakota	1-0	0-0	0-0	0-0	0-0	0	0	0	0	0	0	0	0.0
Arkansas St.													
Tarleton St.													
N. Colorado													
San Diego St.													
Nevada													
Utah State													
Colorado State													
Fresno State													
Wyoming													
San Diego St.													
San Jose St.													
New Mexico													
Boise State													
Nevada													
Colorado St.													
New Mexico													
Utah State													
Wyoming													
Fresno State													
UNLV													
San Jose St.													

Season Highs

Points
Rebs
Assists
FGM
3FGM
FTM
Blk
Steals
Min

Career Highs

Lichau Career Statistics

Year	GP-GS	Min-Avg	FG-A	Pct	3F-A	Pct	FT-A	Pct	Off-Def	Tot	Avg	PF-FO	A	TO	B	St	Pts	Avg
2022-23	1-0	2/2.3	0-1	.000	0-1	.000	0-0	.000	0-1	1	1.0	0-0	0	0	0	0	0	0.0

Jones Career Statistics

Year	GP-GS	Min-Avg	FG-A	Pct	3F-A	Pct	FT-A	Pct	Off-Def	Tot	Avg	PF-FO	A	TO	B	St	Pts	Avg
2022-23	1-0	1-1.0	0-0	.000	0-0	.000	0-0	.000	0-0	0	0.0	0-0	0	0	0	0	0	0.0



22 Nikc Jackson

F, 6-8, 205, Sr.
Scottsdale, AZ

(USAFA Prep/Rancho Solano)

- First assignment upon graduation is Undergraduate Pilot Training (UPT)
- Second on team with 5.0 rebounds per game.
- Returned to court vs. Portland St. after missing previous four games.
- 10 reb, 6 pts vs. Portland.
- 3 blocks against Delaware, the most in a game since soph. season.

2022-23 Game-by-Game


Opponent	G-S	FG	3FG	FT	O-D	Rb	F	Pts	A	T	B	S	Mn
Bowling Green	1-0	1-2	0-0	0-0	0-2	2	0	2	0	0	0	0	12
Delaware	1-0	2-3	0-0	0-1	2-3	5	4	4	0	1	3	1	14
A&M-Commerce	1-0	2-3	0-1	3-6	1-5	6	4	7	0	1	0	1	25
Portland	1-0	2-6	0-2	2-2	1-9	10	2	6	2	3	0	1	25
USC-Upstate						DNP							
MVSU						DNP							
Montana						DNP							
UAPB						DNP							
Portland St.	1-0	0-1	0-0	2-4	0-2	2	1	2	0	2	0	0	19
South Dakota						DNP							
Arkansas St.						DNP							
Tarleton St.						DNP							
N. Colorado						DNP							
San Diego St.													
Nevada													
Utah State													
Colorado State													
Fresno State													
Wyoming													
San Diego St.													
San Jose St.													
New Mexico													
Boise State													
Nevada													
Colorado St.													
New Mexico													
Utah State													
Wyoming													
Fresno State													
UNLV													
San Jose St.													

Season Highs

Points..... 7 vs. TAMUC 11-14
Rebs..... 10 vs. Portland 11-17
Assists..... 2 vs. Portland 11-17
FGM..... 2, 3x
3FGM.....
FTM..... 3 vs. TAMUC 11-14
Blk..... 3 vs. Delaware 11-11
Steals..... 1, 3x
Min..... 25 twice

Career Highs

19 vs. Wyoming 1-18-21
 12 vs. Utah State 12-29-21
 5 twice
 8 vs. Wyoming 1-18-21
 3 vs. UNLV 2-8-21
 5 vs. San Diego State 2-12-22
 5 vs. UNLV 3-10-21
 4 vs. Nevada 12-20-20
 34 twice



23 Jake Murphy

G, 6-4, 200, So.
Phoenix, AZ

(USAFA Prep/Phoenix Prep)

- 2 pts against USC-Upstate.
- 12 minutes off bench vs. Bowling Green. Had one assist.
- Younger brother of teammate Carter Murphy
- Played in four games in reserve in 2021-22.
- Rebound and assist to his brother in 2 mins against Utah State.
- First-career points on a three-point basket against Tarleton State.
- Made debut against Arkansas St., playing one minute in reserve.
- Played two minutes against Utah State at MW Championships.

2022-23 Game-by-Game

Opponent	G-S	FG	3FG	FT	O-D	Rb	F	Pts	A	T	B	S	Mn
Bowling Green	1-0	0-5	0-5	0-0	0-0	0	2	0	1	1	0	1	12
Delaware						DNP							
A&M-Commerce						DNP							
Portland						DNP							
USC-Upstate	1-0	1-1	0-0	0-0	0-0	0	0	2	0	0	0	0	1
MVSU						DNP							
Montana						DNP							
UAPB	1-0	0-0	0-0	0-0	0-0	0	1	0	0	1	0	0	2
Portland St.						DNP							
South Dakota	1-0	0-1	0-0	0-0	0-0	0	0	0	0	0	0	0	2
Arkansas St.	1-0	0-1	0-0	0-0	0-0	0	0	0	0	0	0	0	2
Tarleton St.						DNP							
N. Colorado						DNP							
San Diego St.													
Nevada													
Utah State													
Colorado State													
Fresno State													
Wyoming													
San Diego St.													
San Jose St.													
New Mexico													
Boise State													
Nevada													
Colorado St.													
New Mexico													
Utah State													
Wyoming													
Fresno State													
UNLV													
San Jose St.													

Season Highs

Points..... 2 vs. USC-Upstate 11-21
Rebs.....
Assists..... 1 vs. Bowling Green 11-7
FGM..... 1 vs. USC--Upstate 11-21
3FGM.....
FTM.....
Blk.....
Steals.....
Min..... 12 vs. Bowling Green 11-7

Career Highs

3 vs. Tarleton State 12-21
 1 vs. Utah State 2-1
 1 twice
 1 vs. Tarleton State 12-21
 1 vs. Tarleton State 12-21
 Twice

Jackson Career Statistics

Year	GP-GS	Min-Avg	FG-A	Pct	3F-A	Pct	FT-A	Pct	Off-Def	Tot	Avg	PF-FO	A	TO	B	St	Pts	Avg
2019-20	10-0	28/2.8	4-8	.500	1-2	.500	5-10	.500	4-4	8	0.8	4-0	1	1	0	2	14	1.4
2020-21	25-25	575/23.0	79-157	.503	15-48	.313	31-58	.534	16-69	85	3.4	97-9	44	55	20	19	204	8.2
2021-22	29-5	559/19.3	56-126	.444	12-42	.286	45-75	.600	15-88	103	3.6	87-2	40	44	22	15	169	5.8
2022-23	5-0	96/19.2	7-15	.467	0-3	.000	7-13	.538	4-21	25	5.0	11-0	2	7	4	3	21	4.2
TOTAL	69-30	1259/18.2	146-307	.476	28-95	.295	88-156	.564	39-182	221	3.2	200-11	87	107	46	39	408	5.9

Murphy Career Statistics

Year	GP-GS	Min-Avg	FG-A	Pct	3F-A	Pct	FT-A	Pct	Off-Def	Tot	Avg	PF-FO	A	TO	B	St	Pts	Avg
2021-22	4-0	6/1.5	1-2	.500	1-1	1.000	0-0	.000	0-1	1	0.3	0-0	1	0	0	0	3	0.8
2022-23	5-0	18/3.7	1-8	.125	0-5	.000	0-0	.000	0-0	0	0.0	3-0	1	2	0	1	2	0.4
TOTAL	9-0	25/2.7	2-10	.200	1-6	.167	0-0	.000	0-1	1	0.1	3-0	2	2	0	1	5	0.6



24 Jeffrey Mills
G, 6-4, 200, So.
Flower Mound, TX
(USAFA Prep/Flower Mound)

- Averaging 6.7 ppg and 3.6 apg.
- Ranks 1st in MW and 13th in nation in Assist/Turnover ratio at 3.31.
- Has 35 assists and 7 turnovers over last 9 games (5-to-1 ratio).
- 4 for 4 from field for 8 pts, 3 assists against South Dakota. 1st career block.
- 10 pts and career-high 9 assists against UAPB.
- Career-high 14 pts vs. Montana. Hit 4 free throws late in game to help in win.
- 12 pts, and career-high's of 6-8 from line.
- Missed Bowling Green game due to illness.
- Played in 27 games, making one start in 2021-22.
- Averaged 2.9 ppg and 1.1 rebounds in 17.1 minutes per game.
- Fourth on the team with 41 assists and 16 steals.

2022-23 Game-by-Game


Opponent	G-S	FG	3FG	FT	O-D	Rb	F	Pts	A	T	B	S	Mn
Bowling Green													DNP
Delaware	1-1	1-4	0-0	0-0	2-0	2	5	2	3	3	0	0	23
A&M-Commerce	1-1	5-7	0-1	3-3	2-2	4	2	13	4	2	0	0	30
Portland	1-1	2-9	2-7	6-8	1-0	1	3	12	1	1	0	1	36
USC-Upstate	1-1	0-1	0-0	0-0	1-1	2	4	0	1	0	0	1	15
MVSU	1-1	1-5	1-3	0-0	1-3	4	2	3	4	0	0	0	32
Montana	1-1	5-7	0-1	4-5	0-1	1	2	14	4	0	0	0	29
UAPB	1-1	4-4	1-1	1-1	0-1	1	1	10	9	1	0	1	29
Portland St.	1-1	2-4	1-3	1-2	1-3	4	2	6	4	1	0	0	39
South Dakota	1-1	4-4	0-0	0-0	0-1	1	3	8	3	1	1	1	27
Arkansas St.	1-1	3-6	2-3	0-0	1-3	4	1	8	4	1	0	1	27
Tarleton St.	1-1	0-2	0-1	0-0	0-1	1	4	0	3	2	0	1	20
N. Colorado	1-1	2-5	0-1	0-0	0-2	2	4	4	3	1	0	0	29
San Diego St.													
Nevada													
Utah State													
Colorado State													
Fresno State													
Wyoming													
San Diego St.													
San Jose St.													
New Mexico													
Boise State													
Nevada													
Colorado St.													
New Mexico													
Utah State													
Wyoming													
Fresno State													
UNLV													
San Jose St.													

Season Highs

- Points**..... 14 vs. Montana 11-27
- Rebs**..... 4 twice
- Assists**..... 9 vs. UAPB 11-30
- FGM**..... 5 twice
- 3FGM**..... 2 twice
- FTM**..... 6 vs. Portland 11-17
- Blk**..... 1 vs. South Dakota 12-6
- Steals**..... 1, 5x
- Min**..... 39 vs. Portland St. 12-3

Career Highs

- 14 vs. Montana 11-27-22
- 4, 3x
- 9 vs. UAPB 11-30-22
- 5 twice
- 2, 3x
- 6 vs. Portland 11-17-22
- 1 vs. South Dakota 12-6-22
- 2 twice
- 39 vs. Portland St. 12-3-22



30 Camden Vander Zwaag
G, 6-4, 200, Sr.
Johnston, IA
(USAFA Prep/Johnston)

- **Team Captain for 2022-23**
- First Assignment upon graduation is Munitions and Missile Maintenance.
- Second on team in scoring at 9.8 ppg and first with .441 3pt %
- 7th in MW with 2.00 three's per game.
- 14 pts on 3 of 5 shooting from 3, career best 5 free throws on 6 attempts.
- Collegiate Hoops Roadshow MVP with 21.0 ppg vs. Upstate and MVSU.
- Career-high 22 pts with 7 three's vs. MVSU. Most three's by a Falcon since 2012
- 20 pts vs. USC-Upstate with four three's
- 2 blocks vs. TAMUC to go with 8 pts and a pair of three's.
- 9 pts, career-high's of 6 reb, 5 assists vs. Delaware.
- Tied career-high with 14 pts vs. Bowling Green. Career-high 4 three's.

2022-23 Game-by-Game

Opponent	G-S	FG	3FG	FT	O-D	Rb	F	Pts	A	T	B	S	Mn
Bowling Green	1-1	5-8	4-8	0-0	0-3	3	1	14	3	1	0	0	29
Delaware	1-1	4-10	1-5	0-0	1-5	6	3	9	5	1	1	0	29
A&M-Commerce	1-1	3-6	2-5	0-0	0-2	2	0	8	2	0	2	1	25
Portland	1-1	1-5	0-3	0-0	0-0	0	2	2	2	2	1	0	34
USC-Upstate	1-1	7-13	4-8	2-2	2-4	6	1	20	2	1	1	2	26
MVSU	1-1	7-10	7-10	1-2	2-2	4	0	22	0	0	3	1	30
Montana	1-1	1-4	0-1	2-2	0-3	3	0	4	4	0	0	1	32
UAPB	1-1	3-5	1-2	0-0	0-2	2	1	7	1	2	0	1	19
Portland St.	1-1	2-5	0-3	4-5	0-2	2	0	8	0	4	0	0	17
South Dakota	1-1	3-5	3-5	5-6	0-2	2	0	14	3	0	0	0	24
Arkansas St.	1-1	3-6	2-4	2-2	0-1	1	1	10	1	0	0	0	21
Tarleton St.	1-1	3-5	2-4	0-0	0-4	4	1	8	1	1	0	1	25
N. Colorado	1-1	1-4	0-2	0-0	1-3	4	2	2	2	0	0	0	21
San Diego St.													
Nevada													
Utah State													
Colorado State													
Fresno State													
Wyoming													
San Diego St.													
San Jose St.													
New Mexico													
Boise State													
Nevada													
Colorado St.													
New Mexico													
Utah State													
Wyoming													
Fresno State													
UNLV													
San Jose St.													

Season Highs

- Points**..... 22 vs. MVSU 11-23
- Rebs**..... 6 twice
- Assists**..... 5 vs. Delaware 11-11
- FGM**..... 7 twice
- 3FGM**..... 7 vs. MVSU 11-23
- FTM**..... 5 vs. South Dakota 12-6
- Blk**..... 3 vs. MVSU 11-23
- Steals**..... 2 vs. USC-Upstate 11-21
- Min**..... 34 vs. Portland 11-17

Career Highs

- 22 vs. MVSU 11-23-22
- 6, twice
- 5 vs. Delaware 11-11-22
- 7 twice
- 7 vs. MVSU 11-23-22
- 5 vs. South Dakota 12-6-22
- 3 vs. MVSU 11-23-22
- 3 twice
- 40 twice

Mills Career Statistics

Year	GP-GS	Min-Avg	FG-A	Pct	3F-A	Pct	FT-A	Pct	Off-Def	Tot	Avg	PF-FO	A	TO	B	St	Pts	Avg
2021-22	27-1	460/17.1	32-82	.390	6-34	.176	8-19	.421	10-20	30	1.1	35-0	41	29	0	16	78	2.9
2022-23	12-12	335/28.0	29-58	.500	7-21	.333	15-19	.789	9-18	27	2.3	33-1	43	13	1	6	80	6.7
TOTAL	39-13	796/20.4	61-140	.436	13-55	.236	23-38	.605	19-38	57	1.5	68-1	84	42	1	22	158	4.1

Vander Zwaag Career Statistics

Year	GP-GS	Min-Avg	FG-A	Pct	3F-A	Pct	FT-A	Pct	Off-Def	Tot	Avg	PF-FO	A	TO	B	St	Pts	Avg
2019-20	9-0	31/3.4	4-6	.667	0-2	.000	1-2	.500	2-9	11	1.2	1-0	1	0	0	1	9	1.0
2020-21	9-1	152/16.9	8-27	.296	4-19	.211	5-9	.556	2-9	11	1.2	19-0	9	6	2	7	25	2.8
2021-22	29-5	536/18.5	50-119	.420	24-68	.353	12-17	.706	10-33	43	1.5	19-0	27	20	5	11	136	4.7
2022-23	13-13	333/25.6	43-86	.500	26-59	.441	16-19	.842	6-33	39	3.0	9-0	26	11	7	8	128	9.8
TOTAL	60-19	1052/17.5	105-238	.441	54-148	.365	34-47	.723	20-84	104	1.7	48-0	63	37	14	27	298	5.0



31 Rytis Petraitis
 F, 6-17, 210, Fr.
 Arlington, TX
 (USAFA Prep/The Oak Ridge School)

- 8.5 ppg and leads team with 5.5 rpg in 16.6 mins per game.
- 3x MW Freshman of the Week (Dec. 12, 19, 26).
- Shooting .583 from field and .471 from three.
- 8th in MW in offensive boards at 1.9 per game.
- 12 pts, 7 reb vs. Northern Colorado. Scored go-ahead bucket off a steal with 46 seconds left in game.
- 2nd double-double of season with 20 pts, 10 reb vs. Tarleton St. 5 o-rebs.
- 8 pts, 8 reb in 22 mins vs. South Dakota. Added 2 steals and 2 blocks.
- 22 pts on 6 of 8 shooting, 8 of 13 from line vs. Portland St. Also had 3 assists and 4 steals. Shot 2 of 2 from three. Had eight rebounds.
- Double-double with 11 pts, 10 reb in 20 mins off bench vs. TAMUC.
- Both of his parents played basketball at Oregon State.


2022-23 Game-by-Game

Opponent	G-S	FG	3FG	FT	O-D	Rb	F	Pts	A	T	B	S	Mn
Bowling Green	1-0	0-0	0-0	0-0	0-0	0	0	0	0	0	0	0	3
Delaware	1-0	1-2	0-0	3-5	1-3	4	2	5	0	0	0	0	11
A&M-Commerce	1-0	5-7	1-2	0-2	3-7	10	4	11	2	2	0	1	20
Portland	1-0	0-1	0-0	0-0	0-3	3	2	0	1	3	0	0	13
USC-Upstate	1-0	3-5	0-0	4-5	3-4	7	3	10	1	2	0	0	14
MVSU	1-0	1-3	0-1	0-2	1-0	1	1	2	2	0	0	0	9
Montana	1-0	0-2	0-1	1-2	1-2	3	1	1	1	0	1	2	10
UAPB	1-0	3-7	1-3	2-2	5-2	7	0	9	2	0	2	1	19
Portland St.	1-0	6-8	2-2	8-13	3-5	8	3	22	3	1	1	4	23
South Dakota	1-0	2-4	1-2	3-3	2-6	8	2	8	1	1	2	2	22
Arkansas St.	1-0	4-5	1-2	2-3	1-2	3	3	11	5	0	2	2	24
Tarleton St.	1-0	6-9	1-3	7-8	5-5	10	3	20	3	1	1	0	28
N. Colorado	1-0	4-6	1-1	3-4	0-7	7	1	12	2	1	10	2	19
San Diego St.													
Nevada													
Utah State													
Colorado State													
Fresno State													
Wyoming													
San Diego St.													
San Jose St.													
New Mexico													
Boise State													
Nevada													
Colorado St.													
New Mexico													
Utah State													
Wyoming													
Fresno State													
UNLV													
San Jose St.													

Season Highs

Points..... 22 vs. Portland St. 12-3
Rebs..... 10 twice
Assists..... 5 vs. Arkansas State 12-9
FGM..... 6 vs. Tarleton St. 12-18
3FGM..... 2 vs. Portland St. 12-3
FTM..... 8 vs. Portland St. 12-3
Blk..... 2, 3x
Steals..... 4 vs. Portland St. 12-3
Min..... 28 vs. Tarleton St. 12-18

Career Highs



35 Lucas Moerman
 C, 6-10, 205, So.
 Colorado Springs, CO
 (USAFA Prep/Doherty)

- Will most likely miss remainder of the season due to shoulder injury suffered against Portland. Slated to undergo surgery in mid December.
- Was tied for third in MW with 1.5 blocks per game at time of injury.
- Logged 10 mins vs. Portland before sitting out rest of game with injury.
- 4 reb, 2 blocks vs. TAMUC.
- Career-high 4 assists, to go with 6 reb vs. Delaware.
- 5 pts, team-high's of 8 reb, 3 blocks vs. Bowling Green.
- First hometown player since Kyle Brookhuis in 2016-17.
- Second in MW with 1.56 blocks per game (42 total).
- 42 blocks is AF freshman record and 2nd most overall in a season.
- 21 blocks in MW play is a new program record.

2022-23 Game-by-Game

Opponent	G-S	FG	3FG	FT	O-D	Rb	F	Pts	A	T	B	S	Mn
Bowling Green	1-1	2-4	1-2	0-0	1-7	8	4	5	0	0	3	0	25
Delaware	1-1	1-5	0-2	0-0	2-4	6	4	2	4	0	0	1	26
A&M-Commerce	1-1	0-2	0-1	0-0	1-3	4	0	0	1	0	2	1	20
Portland	1-1	2-3	1-2	0-0	0-0	0	2	5	1	1	1	0	10
USC-Upstate													DNP
MVSU													DNP
Montana													DNP
UAPB													DNP
Portland St.													DNP
South Dakota													DNP
Arkansas St.													DNP
Tarleton St.													DNP
N. Colorado													DNP
San Diego St.													
Nevada													
Utah State													
Colorado State													
Fresno State													
Wyoming													
San Diego St.													
San Jose St.													
New Mexico													
Boise State													
Nevada													
Colorado St.													
New Mexico													
Utah State													
Wyoming													
Fresno State													
UNLV													
San Jose St.													

Season Highs

Points..... 5 vs. Bowling Green 11-7
Rebs..... 8 vs. Bowling Green 11-7
Assists..... 4 vs. Delaware 11-11
FGM..... 2 vs. Bowling Green 11-7
3FGM..... 1 twice
FTM.....
Blk..... 3 vs. Bowling Green 11-7
Steals..... 1 vs. Delaware 11-11
Min..... 26 vs. Delaware 11-11

Career Highs

15 vs. Wyoming 2-19
 12 vs. San Jose State 3-1
 4 vs. Delaware 11-11-22
 6 vs. Wyoming 2-19
 3 vs. Wyoming 2-19
 4 vs. San Jose State 3-1
 6 vs. San Jose State 1-25
 2 vs. Holy Cross 11-20
 30 vs. San Jose State 3-1

Petraitis Career Statistics

Year	GP-GS	Min-Avg	FG-A	Pct	3F-A	Pct	FT-A	Pct	Off-Def	Tot	Avg	PF-FO	A	TO	B	St	Pts	Avg
2022-23	13-0	215/16.6	35-59	.593	8-17	.471	33-49	.673	25-46	71	5.5	25-0	23	11	9	14	111	8.5

Moerman Career Statistics

Year	GP-GS	Min-Avg	FG-A	Pct	3F-A	Pct	FT-A	Pct	Off-Def	Tot	Avg	PF-FO	A	TO	B	St	Pts	Avg
2021-22	27-23	539/20.0	43-103	.417	15-46	.326	10-26	.385	26-80	106	3.9	81-5	17	30	42	9	111	4.1
2022-23	4-4	81/20.2	5-14	.357	2-7	.286	0-0	.000	4-14	18	4.5	10-0	7	1	6	2	12	3.0
TOTAL	31-27	620/20.0	48-117	.410	17-53	.321	10-26	.385	30-94	124	4.0	91-5	24	31	48	11	123	4.0



41 Wyatt Bell

G, 6-1, 165, Fr.
Buckeye, AZ
(USAFA Prep/Paradise Honors)

- Made collegiate debut vs. MVSU with one minute in reserve.

Before Air Force

Attended USAFA Prep School in 2021-22 and as was team captain of the basketball team ... McDonald's All-American nominee ... earned first-team all-region honors twice ... four-year starter and scored over 1,000 points ... led Paradise Honors to a 76-12 record during his four years ... high school basketball coach was Zach Hettle.


2022-23 Game-by-Game

Opponent	G-S	FG	3FG	FT	O-D	Rb	F	Pts	A	T	B	S	Mn
Bowling Green						DNP							
Delaware						DNP							
A&M-Commerce						DNP							
Portland						DNP							
USC-Upstate						DNP							
MVSU	1-0	0-0	0-0	0-0	0-0	0	0	0	0	0	0	0	1
Montana						DNP							
UAPB						DNP							
Portland St.						DNP							
South Dakota						DNP							
Arkansas St.	1-0	0-0	0-0	0-0	0-0	0	0	0	0	0	0	0	1
Tarleton St.						DNP							
N. Colorado						DNP							
San Diego St.													
Nevada													
Utah State													
Colorado State													
Fresno State													
Wyoming													
San Diego St.													
San Jose St.													
New Mexico													
Boise State													
Nevada													
Colorado St.													
New Mexico													
Utah State													
Wyoming													
Fresno State													
UNLV													
San Jose St.													

Season Highs

Points
Rebs
Assists
FGM
3FGM
FTM
Blk
Steals
Min 1 vs. MVSU 11-23

Career Highs



42 Marcell McCreary

G, 6-4, 219, Fr.
Fort Worth, TX
(USAFA Prep/O.D. Wyatt)

- Averaging 3.5 ppg, 1.6 rpg in 12.8 mpg.

- Big guard has ability to back down smaller defenders and score in paint.

- 7 pts on 3 of 4 shooting vs. Arkansas State.

- 6 pts, 4 reb, assist, steal, BLK in 25 mins vs. USC-Upstate.

- 9 pts, 6 reb, 3 steals in start in 32 min debut vs. Bowling Green.

Before Air Force

Attended USAFA Prep School in 2021-22 and on the basketball team ... two-time Texas 5A All-State, two-time Texas 6-5A MVP, McDonald's All-American Nominee, two-time first-team all-area ... led O.D. Wyatt to three district titles and 2019 Raising Canes Key City Classic title ... averaged 21.0 ppg on 67.4 percent shooting as a senior and 19.3 ppg on 62.0 percent shooting as a junior ... played AAU ball and was team captain in 2020 for the Fort Worth Firm and was coached by Charles Hill, Don Waters and David Waters.

2022-23 Game-by-Game

Opponent	G-S	FG	3FG	FT	O-D	Rb	F	Pts	A	T	B	S	Mn
Bowling Green	1-1	4-10	0-4	1-2	1-5	6	2	9	1	4	0	3	32
Delaware	1-0	3-4	1-1	0-0	1-2	3	0	7	0	1	0	0	15
A&M-Commerce	1-0	0-1	0-0	0-0	0-0	0	0	0	0	0	0	0	5
Portland	1-0	0-2	0-0	0-0	1-0	1	0	0	0	1	0	0	7
USC-Upstate	1-0	1-1	0-0	4-5	1-3	4	1	6	1	1	1	1	25
MVSU	1-0	1-2	0-1	0-1	0-2	2	1	2	1	0	0	1	14
Montana	1-0	0-1	0-1	0-0	0-0	0	0	0	1	0	0	0	7
UAPB	1-0	1-3	1-2	0-0	0-2	2	3	3	1	1	0	1	14
Portland St.	1-0	0-0	0-0	0-0	0-0	0	2	0	0	0	0	0	6
South Dakota	1-0	1-4	1-3	2-4	0-0	0	1	5	0	1	0	0	7
Arkansas St.	1-0	3-4	1-1	0-0	0-0	0	0	7	0	0	1	2	12
Tarleton St.								DNP					
N. Colorado	1-0	1-3	0-1	1-1	0-1	1	1	3	0	0	1	1	10
San Diego St.													
Nevada													
Utah State													
Colorado State													
Fresno State													
Wyoming													
San Diego St.													
San Jose St.													
New Mexico													
Boise State													
Nevada													
Colorado St.													
New Mexico													
Utah State													
Wyoming													
Fresno State													
UNLV													
San Jose St.													

Season Highs

Points 9 vs. Bowling Green 11-7
Rebs 6 vs. Bowling Green 11-7
Assists 1, 5x
FGM 4 vs. Bowling Green 11-7
3FGM 1, 4x
FTM 4 vs. USC-Upstate 11-21
Blk 1, 3x
Steals 3 vs. Bowling Green 11-7
Min 32 vs. Bowling Green 11-7

Career Highs

Bell Career Statistics

Year	GP-GS	Min-Avg	FG-A	Pct	3F-A	Pct	FT-A	Pct	Off-Def	Tot	Avg	PF-FO	A	TO	B	St	Pts	Avg
2022-23	2-0	2-0.6	0-0	.000	0-0	.000	0-0	.000	0-0	0	0.0	0-0	0	0	0	0	0	0.0

McCreary Career Statistics

Year	GP-GS	Min-Avg	FG-A	Pct	3F-A	Pct	FT-A	Pct	Off-Def	Tot	Avg	PF-FO	A	TO	B	St	Pts	Avg
2022-23	12-1	154/12.8	15-35	.429	4-14	.286	8-13	.615	4-15	19	1.6	11-0	5	10	3	9	42	3.5



2022-23 Air Force Men's Basketball Combined Team Statistics All games

Page 1/1
as of Dec 21, 2022

Game Records

Record	Overall	Home	Away	Neutral
ALL GAMES	9-4	8-2	1-2	0-0
CONFERENCE	0-0	0-0	0-0	0-0
NON-CONFERENCE	9-4	8-2	1-2	0-0

Score by Periods

Team	1st	2nd	OT	TOT
Air Force	443	460	8	911
Opponents	363	424	12	799

Team Box Score

No.	Player	Total			3-Point			F-Throw		Rebounds				Other								
		GP-GS	MIN	AVG	FG-FGA	FG%	3FG-3FGA	3FG%	FT-FTA	FT%	OFF	DEF	TOT	AVG	PF	DQ	A	TO	BLK	STL	PTS	AVG
3	HEIDBREDER, Jake	13-13	376:34	29.0	61-121	.504	33-81	.407	49-56	.875	4	39	43	3.3	26	0	17	21	0	7	204	15.7
15	GREEN, Corbin	9-9	257:21	28.6	35-60	.583	6-16	.375	21-36	.583	6	36	42	4.7	29	1	17	20	25	13	97	10.8
30	VANDER ZWAAG, Camden	13-13	332:51	25.6	43-86	.500	26-59	.441	16-19	.842	6	33	39	3.0	9	0	26	11	7	8	128	9.8
31	PETRAITIS, Rytis	13-0	215:21	16.6	35-59	.593	8-17	.471	33-49	.673	25	46	71	5.5	25	0	23	11	9	14	111	8.5
5	TAYLOR, Ethan	13-13	421:09	32.4	34-85	.400	16-42	.381	12-23	.522	8	48	56	4.3	29	0	48	28	4	14	96	7.4
24	MILLS, Jeffrey	12-12	335:27	28.0	29-58	.500	7-21	.333	15-19	.789	9	18	27	2.3	33	1	43	13	1	6	80	6.7
4	MURPHY, Carter	13-0	221:32	17.0	31-72	.431	5-27	.185	15-20	.750	4	23	27	2.1	21	0	11	14	4	8	82	6.3
22	JACKSON, Nikc	5-0	95:53	19.2	7-15	.467	0-3	.000	7-13	.538	4	21	25	5.0	11	0	2	7	4	3	21	4.2
14	BECKER, Beau	8-0	79:44	10.0	13-32	.406	4-12	.333	2-5	.400	5	10	15	1.9	8	0	3	3	3	3	32	4.0
42	MCCREARY, Marcell	12-1	154:12	12.8	15-35	.429	4-14	.286	8-13	.615	4	15	19	1.6	11	0	5	10	3	9	42	3.5
35	MOERMAN, Lucas	4-4	80:41	20.2	5-14	.357	2-7	.286	0-0	.000	4	14	18	4.5	10	0	7	1	6	2	12	3.0
13	BEASLEY, Chase	5-0	13:19	2.7	1-1	1.000	0-0	.000	1-2	.500	3	4	7	1.4	0	0	1	0	0	0	3	0.6
23	MURPHY, Jake	5-0	18:30	3.7	1-8	.125	0-5	.000	0-0	.000	0	0	0	0.0	3	0	1	2	0	1	2	0.4
11	BROWN, Byron	4-0	11:50	3.0	0-2	.000	0-2	.000	1-4	.250	0	0	0	0.0	1	0	1	1	0	3	1	0.3
21	JONES, Solo	1-0	01:15	1.3	0-0	.000	0-0	.000	0-0	.000	0	0	0	0.0	0	0	0	0	0	0	0	0.0
41	BELL, Wyatt	2-0	01:17	0.6	0-0	.000	0-0	.000	0-0	.000	0	0	0	0.0	0	0	0	0	0	0	0	0.0
20	LICHAU, Kaleb	1-0	02:18	2.3	0-1	.000	0-1	.000	0-0	.000	0	1	1	1.0	0	0	0	0	0	0	0	0.0
12	BOYLAN, Kellan	4-0	05:46	1.4	0-1	.000	0-0	.000	0-0	.000	0	0	0	0.0	2	0	0	0	0	0	0	0.0
Team											7	17	24				19					
Total		13	2625		310-650	.477	111-307	.362	180-259	.695	89	325	414	31.8	218	2	205	161	66	91	911	70.1
Opponents		13	2627		283-705	.401	59-238	.248	174-243	.716	131	290	421	32.4	250	8	118	156	29	72	799	61.5

Team Statistics

	USAFA	OPP
Scoring	911	799
Points per game	70.1	61.5
Scoring margin	+8.6	-
Field goals-att	310-650	283-705
Field goal pct	.477	.401
3 point fg-att	111-307	59-238
3-point FG pct	.362	.248
3-pt FG made per game	8.5	4.5
Free throws-att	180-259	174-243
Free throw pct	.695	.716
F-Throws made per game	13.8	13.4
Rebounds	414	421
Rebounds per game	31.8	32.4
Rebounding margin	-0.5	-
Assists	205	118
Assists per game	15.8	9.1
Turnovers	161	156
Turnovers per game	12.4	12.0
Turnover margin	-0.4	-
Assist/turnover ratio	1.3	0.8
Steals	91	72
Steals per game	7.0	5.5
Blocks	66	29
Blocks per game	5.1	2.2
Winning streak	4	-
Home win streak	7	-
Attendance	11928	4045
Home games-Avg/Game	10-1193	3-1348
Neutral site-Avg/Game	-	0-0

Team Results

Date	Opponent	Score	Att.
11/07/2022	at Bowling Green	L 58-62	1389
11/11/2022	Delaware	W 75-71	1625
11/14/2022	Tex. A&M-Commerce	Lot 69-73	1131
11/17/2022	Portland	L 51-64	1276
11/21/2022	USC Upstate	W 83-56	1022
11/23/2022	Mississippi Val.	W 64-51	1490
11/27/2022	Montana	W 59-56	1196
11/30/2022	Ark.-Pine Bluff	W 81-53	1176
12/03/2022	at Portland St.	L 64-68	1055
12/06/2022	South Dakota	W 79-58	855
12/09/2022	Arkansas St.	W 80-55	1119
12/18/2022	Tarleton St.	W 81-67	1038
12/20/2022	at Northern Colo.	W 67-65	1601

AIR FORCE MEN'S BASKETBALL 2022-23 TV ROSTER



Jordan Rayford
Fr. - G - 6-5
Washington, DC



Dawson Sarblah
So. - G - 6-6
Greenville, AL



Jake Heidbreder
So. - G - 6-5
Floyds Knobs, IN



Carter Murphy
Sr. - G - 6-4
Phoenix, AZ



Ethan Taylor
So. - G - 6-5
Houston, TX



Byron Brown
So. - G - 6-4
Sahuarita, AZ



Kellan Boylan
Fr. - G - 6-6
Overland Park, KS



Chase Beasley
So. - F - 6-6
Fort Washington, VA



Beau Becker
So. - F - 6-7
Dallas, TX



Corbin Green
Fr. - F - 6-5
Midlothian, TX



Solo Jones
Fr. - F - 6-8
Scottsdale, AZ



Nikc Jackson
Sr. - F - 6-8
Scottsdale, AZ



Jake Murphy
So. - G - 6-4
Phoenix, AZ




Jeffrey Mills
So. - G - 6-4
Flower Mound, TX



Camden Vander Zwaag
Sr. - G - 6-4
Johnston, IA



Rytis Petraitis
Fr. - F - 6-7
Arlington, TX



Lucas Moerman
So. - C - 6-10
Colorado Springs, CO



Wyatt Bell
Fr. - G - 6-1
Buckeye, AZ




Marcell McCreary
Fr. - G - 6-4
Fort Worth, TX



Joe Scott
Head
Coach



David Metzendorf
Assistant
Coach



Jared Czech
Assistant
Coach



Lt. Col. Matt McCraw
Assistant
Coach



Maj. Marc Holum
Assistant
Coach



Zack Curran
Assistant
Coach



Jon Jordan
Assistant/
Operations