

SAN DIEGO STATE SOFTBALL

Asst. Athletic Director - Media Relations (Softball Contact): Jamie McConeghy | jmcconeg@sdsu.edu | C: (607) 435-5577 | O: (619) 594-4348 | @AztecSoftball | ig: sdsu_softball | facebook.com/aztecsoftball

2022 SCHEDULE (30-12, 13-2 MW)

DATE	OPPONENT	TIME/RESULT
Feb. 10	~ Middle Tennessee	W, 3-1
Feb. 11	~ UIC	W, 9-1 (5 inn.)
	~ (rv/rv) Stanford	L, 0-1
Feb. 12	~ UIC	W, 9-8 (8 inn.)
Feb. 13	~ Cal Poly	W, 5-2
Feb. 16	San Diego	W, 3-1
Feb. 17	! CSUN	L, 4-6
Feb. 18	! Army West Point	W, 8-0 (5 inn.)
Feb. 19	! Army West Point	W, 7-3
	! Southern Utah	W, 11-0 (5 inn.)
Feb. 20	! California Baptist	W, 3-0
Feb. 24	@ vs. Cal State Fullerton	L, 3-7
	@ vs. UC Davis	W, 9-1 (6 inn.)
Feb. 25	@ vs. (18/15) Northwestern L	6-7 (9 inn.)
	@ vs. (5/5) Washington	W, 7-5
Feb. 26	@ vs. (16/19) Missouri	L, 6-7 (8 inn.)
March 3	# Brigham Young	L, 1-2 (8 inn.)
March 4	# California	W, 6-2
March 5	# Yale	L, 3-7
	# Long Beach State	L, 1-2
March 6	# Stony Brook	W, 8-0 (6 inn.)
	# Boston Univ.	L, 2-7
March 10	S vs. Weber State	W, 9-1 (6 inn.)
March 11	S vs. Weber State	L, 3-4 (8 inn.)
March 12	S vs. CSUN	W, 8-2
March 13	S at San Diego	W, 4-3
March 19	* Colorado State	W, 6-2
	* Colorado State	W, 2-0
March 20	* Colorado State	W, 13-0 (5 inn.)
March 25	* at Fresno State	W, 5-1 (8 inn.)
March 26	* at Fresno State	W, 5-4
March 27	* at Fresno State	W, 4-2
April 1	* Nevada	W, 1-0
April 2	* Nevada	W, 4-2
April 3	* Nevada	W, 3-1
April 8	* at UNLV	W, 2-0
April 9	* at UNLV	L, 7-8
April 10	* at UNLV	W, 7-6 (11 inn.)
April 14	* Boise State	L, 2-6
April 15	* Boise State	W, 3-2 (13 inn.)
April 16	* Boise State	W, 3-2
April 20	at UC San Diego	W, 4-3
April 29	* at San José State	6 p.m. PT
April 30	* at San José State	3 p.m. PT
May 1	* at San José State	Noon PT
May 6	* Utah State	6 p.m. PT
May 7	* Utah State	4 p.m. PT
May 8	* Utah State	Noon PT
May 12	* at New Mexico	6 p.m. MT
May 13	* at New Mexico	6 p.m. MT
May 14	* at New Mexico	Noon MT

National rankings in parenthesis (USA Today-NFCA/ESPN.com-USA Softball)

~ San Diego State Season Kickoff (SDSU Softball Stadium)
 ! 31st Annual Campbell/Cartier Classic (SDSU Softball Stadium)
 @ Mary Nutter Collegiate Classic (Cathedral City, Calif.)
 # San Diego Classic (SDSU Softball Stadium)
 S Torero Classic (San Diego, Calif.)
 * Mountain West game

WEEK 12 - ROAD AT SAN JOSE STATE - SAN JOSE, CALIF.

San Diego State Aztecs (30-12, 13-2 MW) at San Jose State Spartans (20-23, 6-12 MW)

Friday: 6 p.m. PT* | Saturday: 3 p.m. PT* | Sunday: Noon PT*
 * Mountain West Network

Aztecs at San Jose State This Weekend

The San Diego State softball team returns to Mountain West play this weekend with a series at San Jose State. The Aztecs (30-12, 13-2 MW), who are 24th in the latest D1 Softball rankings, and Spartans (20-23, 6-12 MW) will play at 6 p.m. PT Friday, 3 p.m. PT Saturday and noon PT Sunday.

All three games will be broadcast on Mountain West Network (links will be available on GoAztecs.com).

SDSU is coming off a 4-3 win at UC San Diego last Wednesday (April 20) in its final non-conference game of the season. Prior to that game, San Diego State claimed a series against Boise State. The Aztecs have won five consecutive MW series for the first time since 2014-15 (last three series of 2014, first two of 2015). It is the first time that SDSU has won five straight MW series in the same season since the league went to the three-game format in 2012.

San Diego State has reached 30 wins in a season for the first time since 2017 after recording 12 consecutive 30-win campaigns prior from 2006-17.

Mac Barbara leads the Aztecs in most offensive categories, including batting average (.403, T-69th in NCAA), hits (52, T-79th in NCAA), doubles (11), home runs (13, T-42nd in NCAA), RBIs (49, T-13th in NCAA), total bases (104, T-29th in NCAA), slugging percentage (.806, 30th in NCAA), walks (28, T-46th in NCAA) and on-base percentage (.506, 45th in NCAA). Barbara has reached base in 36 consecutive games, the longest streak in the country this year (overall or active).

Bella Espinoza (.382, 30 R, 50 H, 7 RBI, 11 SB), Jillian Celis (.329, 21 RBI, 26 R, 7 2B, 4 3B, 6 SB) and Jessica Cordola (.306, 2 HR, 16 RBI) are also hitting over .300 for SDSU.

Maggie Balint (13-5, 1.55 ERA, .176 opp. avg.) has won seven of a possible 11 MW Pitcher-of-the-Week awards, and is tied for second in the country in saves (6), 14th in strikeouts per seven innings (10.72), 17th in strikeouts (215) and strikeout-to-walk ratio (7.17), 31st in ERA (1.55) and 33rd in hits allowed per seven innings (4.44).

Dee Dee Hernandez (8-3, 1.81 ERA, 3 SV) and Dani Martinez (4-2, 3.34 ERA) rank among the nation's best in walks allowed per seven innings (14th (0.86) and 10th (0.80)) and strikeout-to-walk ratio (24th (6.11) and 29th (5.80)), respectively.

WEEK INFORMATION

GamesThree-game series at San Jose State
 PlaceSpartan Softball Stadium - San Jose, Calif.
 Live Stats.....www.GoAztecs.com
 Live Video.....Mountain West Network (All three games)
MW link: <http://bit.ly/2SZxJJg>

AZTECS AT A GLANCE (2022 SEASON)

Overall Record: 30-12 (.714) Home Record: 19-7 (.731)
 USA Today/NFCA Rank: RV Away Record: 7-1 (.875)
 ESPN.com/USA Softball Rank: RV Neutral Record: 4-4 (.500)
 NCAA RPI: 48th of 301 Last 5 Games: 4-1 (.800)
 MW Record: 13-2 (.867) Last 10 Games: 8-2 (.800)
 MW Standing: 1st of 9 vs. Top 5: 1-0 (1.000)
 Non-MW Record: 17-10 (.630) vs. Top 10: 1-0 (1.000)
 vs. '21 NCAA Tourney Teams: 6-6 (.500) vs. Top 25: 1-2 (.333)

ACTIVE SDSU SINGLE-SEASON RECORDS

Aztec	Record	Stat	No. 2
Maggie Balint (1)	Strikeouts per seven innings	10.72	10.32

CLIMBING THE SDSU SINGLE-SEASON CHARTS

Aztec	Milestone	At	Needs
Maggie Balint	7 saves (1st at SDSU)	6	1
	228 strikeouts (3rd at SDSU)	215	13
Mac Barbara	50 RBIs (3rd at SDSU)	49	1
	29 walks (6th at SDSU)	28	1
	14 home runs (7th at SDSU)	13	1
	26 extra-base hits (8th at SDSU)	25	1
Jillian Celis	5 triples (T-2nd at SDSU)	4	1
Bella Espinoza	51 singles (T-9th at SDSU)	50	1
D. Hernandez	4 saves (T-8th at SDSU)	3	1

CLIMBING THE SDSU CAREER CHARTS

Aztec	Milestone	At	Needs
Taylor Adams	16 times hit by pitch (T-3rd all-time)	15	1
Maggie Balint	39 wins (T-9th all-time)	38	1
	17 total shutouts (T-9th all-time)	16	1
Alexa Schultz	12 times hit by pitch (T-6th all-time)	11	1

PROBABLE LINEUP

POS.	NO.	NAME	YR.	B/T	HOMETOWN	G-GS	AVG.	OB%	SLG%	HR	RBI	R	2B	3B	SB-ATT	FLD%
C	31	Mac Barbara	*Fr.	L/R	Long Beach, Calif.	42-42	.403	.506	.806	13	49	23	11	1	5-6	.978
RF	16	Bella Espinoza	Fr.	L/R	Huntington Beach, Calif.	40-40	.382	.414	.382	0	7	30	0	0	11-14	.973
2B	10	Jillian Celis	So.	L/R	Corona, Calif.	42-42	.329	.388	.432	0	21	26	7	4	6-8	.978
C	22	Danielle Romanello	Sr.	L/L	St. Petersburg, Fla.	40-37	.241	.301	.411	4	19	8	5	1	0-0	.996
LF	11	Alexa Schultz	*Sr.	R/R	Los Alamitos, Calif.	41-41	.254	.354	.333	1	19	23	7	0	11-12	1.000
SS	15	AJ Murphy	Fr.	R/R	Goodyear, Ariz.	40-39	.269	.316	.356	2	17	13	3	0	1-1	.959
1B	99	Taylor Adams	*Sr.	R/R	Mill Creek, Wash.	35-31	.277	.358	.482	4	15	14	3	1	6-7	.976
3B	1	Makena Brocki	So.	B/R	Chino Hills, Calif.	36-31	.267	.327	.389	1	13	13	2	3	5-6	.938
CF	25	Macey Keester	So.	R/R	Cypress, Calif.	35-11	.188	.333	.188	0	1	12	0	0	2-5	.955

PITCHERS

POS.	NO.	NAME	YR.	HOMETOWN	W-L	G/GS	SV	ERA	IP	K	CG	SHO	K:BB	WHIP	OBA
RHP	23	Maggie Balint	*Sr.	West Grove, Pa.	13-5	30/21	6	1.55	140.1	215	9	4/1	7.17	0.85	.176
LHP	33	Dee Dee Hernandez	Fr.	La Crescenta, Calif.	8-3	24/6	3	1.81	73.1	55	0	0/2	6.11	0.98	.232
RHP	21	Dani Martinez	Jr.	Bellflower, Calif.	4-2	17/4	0	3.34	44.0	29	0	0/2	5.80	0.86	.209
RHP	43	Allie Light	So.	Lexington, S.C.	5-2	20/11	1	4.13	39.0	46	0	0/3	4.18	1.54	.292



STACEY NUVEMAN DENIZ
HEAD COACH | 1ST SEASON (14TH OVERALL) | UCLA, 2002

- Was named San Diego State's fifth head coach in program history on June 8, 2021, taking over for SDSU's all-time winningest head coach Kathy Van Wyk.
- Helped lead SDSU to seven straight NCAA tournaments from 2009-15 and a combined 398-264 (.601) record in her 13 seasons on The Mesa as an assistant coach, associate head coach and head coach in waiting.
- Over her first nine seasons as an assistant and associate coach, the Aztecs improved their batting average from .275 in 2008 (the year before she arrived) to a school-record .356 mark in 2017, and also in runs per game (3.98 to 6.61), home runs per game (0.23 to 1.09 (0.92 in 2017)), slugging percentage (.348 to .516) and on-base percentage (.347 to .418).
- Was the head coach of the National Pro Fastpitch's Chicago Bandits for the 2018 season, leading the Bandits to the NPF Championship series in her first year.
- Also has served as an assistant coach for the Women's National Team and USA Softball Junior Women's (19-Under) Selection Camps.
- As a player, was a three-time U.S. Olympian, winning gold medals in 2000 and 2004, and a silver medal in 2008. Also helped the United States National Team to a World Cup championship (2006), two World Championships (2002 and 2006) and two Pan American gold medals (1999 and 2003).
- Was a standout player at UCLA, finishing her four-year career with four NCAA records - 90 home runs, .945 slugging percentage, 240 walks and 81 intentional walks. She was a four-time first-team NFCA All-American (1997, 1999, 2001-02) and a three-time Pac-10 Player of the Year (1999, 2001-02).
- In 1999, Nuveman Deniz led the Bruins to a national championship, batting .446 during the season with 31 home runs and 91 RBIs.

Pronunciations:

Players

- Maggie Balint (Bal (rhymes with Cal)-int)
- Makena Brocki (Brock-EE)
- Jillian Celis (SUH-lease)
- Kiyrna Moody (KEY-air-uh)
- Danielle Romanello (ROH-men-ello)
- Nicole Seiss (Cease (like "cease" to exist))
- Loganne Stepp (Low-GAN (rhymes with man))
- Shaylan Whatman (WATT-man)

Coaches

- Stacey Nuveman Deniz (NEWV-men Deh-knees)
- Mia Longfellow (MEE-ah)

NUMERICAL ROSTER

NO.	NAME	POS.	B/T	HT.	YR	EXP	HOMETOWN (HIGH SCHOOL/LAST SCHOOL)
1	Makena Brocki	UTIL	S/R	5-9	So.	1L	Chino Hills, Calif. (Chino Hills HS)
2	Loganne Stepp	P/UTIL	L/R	5-4	Fr.	HS	Chandler, Ariz. (Hamilton HS)
3	Audrey Kull	OF	L/R	5-6	Fr.	HS	La Mesa, Calif. (Helix HS)
4	Nicole Seiss	UTIL	R/R	5-9	Sr.	1L	Chino Hills, Calif. (Rosary HS/Mt. SAC)
7	Jeweliana Perez	IF	L/R	5-7	So.	1L	Merced, Calif. (Merced HS)
8	Elianna Reyes	OF	L/R	5-4	So.	1L	Los Angeles, Calif. (Eagle Rock HS)
9	Alexis Otero	IF	R/R	5-5	Jr.	TR	Chula Vista, Calif. (Eastlake HS/Quinnipiac Univ.)
10	Jillian Celis	IF	L/R	5-7	^So.	2L	Corona, Calif. (Corona HS)
11	Alexa Schultz	OF	R/R	5-5	^Sr.	2L	Los Alamitos, Calif. (Los Alamitos HS/Oklahoma)
14	Jessica Cordola	IF	R/R	5-9	Sr.	2L	Santa Clarita, Calif. (Saugus HS)
15	AJ Murphy	IF	R/R	5-11	Fr.	HS	Goodyear, Ariz. (Millennium HS)
16	Bella Espinoza	IF	L/R	5-5	Fr.	HS	Huntington Beach, Calif. (Edison HS)
21	Dani Martinez	P	R/R	5-7	^Jr.	TR	Bellflower, Calif. (Richard Gahr HS/Cal State Fullerton)
22	Danielle Romanello	UTIL/C	L/L	5-9	Sr.	1L	St. Petersburg, Fla. (Canterbury HS/Florida)
23	Maggie Balint	P	R/R	5-8	^Sr.	2L	West Grove, Pa. (Avon Grove HS/Oregon)
24	Shaylan Whatman	IF	R/R	5-7	So.	TR	Penrith, NSW, Australia (Carolina Chisholm College/Pensacola State)
25	Macey Keester	OF	R/R	5-2	So.	TR	Cypress, Calif. (Cypress HS/Ole Miss)
26	Kiyrna Moody	UTIL	R/R	5-9	Fr.	HS	Chula Vista, Calif. (Mater Dei Catholic HS)
31	Mac Barbara	C/IF	L/R	5-9	^RS-Fr.	TR	Long Beach, Calif. (Saint Joseph HS/Ole Miss)
33	Dee Dee Hernandez	P/1B	L/L	5-5	Fr.	HS	La Crescenta, Calif. (Crescenta Valley HS)
43	Allie Light	P	R/R	5-10	So.	TR	Lexington, S.C. (Lexington HS/Arkansas)
57	Alyssa Pinto	UTIL	L/L	5-5	^So.	SQ	Lodi, Calif. (Lodi HS/Consumes River College)
99	Taylor Adams	1B	R/R	5-9	^Sr.	4L	Mill Creek, Wash. (Jackson HS)

ALPHABETICAL ROSTER

NO.	NAME	POS.	B/T	HT.	YR	EXP	HOMETOWN (HIGH SCHOOL/LAST SCHOOL)
99	Taylor Adams	1B	R/R	5-9	^Sr.	4L	Mill Creek, Wash. (Jackson HS)
23	Maggie Balint	P	R/R	5-8	^Sr.	2L	West Grove, Pa. (Avon Grove HS/Oregon)
31	Mac Barbara	C/IF	L/R	5-9	^RS-Fr.	TR	Long Beach, Calif. (Saint Joseph HS/Ole Miss)
1	Makena Brocki	UTIL	S/R	5-9	So.	1L	Chino Hills, Calif. (Chino Hills HS)
10	Jillian Celis	IF	L/R	5-7	^So.	2L	Corona, Calif. (Corona HS)
14	Jessica Cordola	IF	R/R	5-9	Sr.	2L	Santa Clarita, Calif. (Saugus HS)
16	Bella Espinoza	IF	L/R	5-5	Fr.	HS	Huntington Beach, Calif. (Edison HS)
33	Dee Dee Hernandez	P/1B	L/L	5-5	Fr.	HS	La Crescenta, Calif. (Crescenta Valley HS)
25	Macey Keester	OF	R/R	5-2	So.	TR	Cypress, Calif. (Cypress HS/Ole Miss)
3	Audrey Kull	OF	L/R	5-6	Fr.	HS	La Mesa, Calif. (Helix HS)
43	Allie Light	P	R/R	5-10	So.	TR	Lexington, S.C. (Lexington HS/Arkansas)
21	Dani Martinez	P	R/R	5-7	^Jr.	TR	Bellflower, Calif. (Richard Gahr HS/Cal State Fullerton)
26	Kiyrna Moody	UTIL	R/R	5-9	Fr.	HS	Chula Vista, Calif. (Mater Dei Catholic HS)
15	AJ Murphy	IF	R/R	5-11	Fr.	HS	Goodyear, Ariz. (Millennium HS)
9	Alexis Otero	IF	R/R	5-5	Jr.	TR	Chula Vista, Calif. (Eastlake HS/Quinnipiac Univ.)
7	Jeweliana Perez	IF	L/R	5-7	So.	1L	Merced, Calif. (Merced HS)
57	Alyssa Pinto	UTIL	L/L	5-5	^So.	SQ	Lodi, Calif. (Lodi HS/Consumes River College)
8	Elianna Reyes	OF	L/R	5-4	So.	1L	Los Angeles, Calif. (Eagle Rock HS)
22	Danielle Romanello	UTIL/C	L/L	5-9	Sr.	1L	St. Petersburg, Fla. (Canterbury HS/Florida)
11	Alexa Schultz	OF	R/R	5-5	^Sr.	2L	Los Alamitos, Calif. (Los Alamitos HS/Oklahoma)
4	Nicole Seiss	UTIL	R/R	5-9	Sr.	1L	Chino Hills, Calif. (Rosary HS/Mt. SAC)
2	Loganne Stepp	P/UTIL	L/R	5-4	Fr.	HS	Chandler, Ariz. (Hamilton HS)
24	Shaylan Whatman	IF	R/R	5-7	So.	TR	Penrith, NSW, Australia (Carolina Chisholm College/Pensacola State)

^ indicates player is using their COVID-19 season granted by the NCAA. The year listed is their current year of eligibility.

Head Coach: Stacey Nuveman Deniz (UCLA, 2002), 1st season (14th season overall); **Assistant Coach:** Mia Longfellow (Oregon State, 2007), 13th season; **Assistant Coach:** Victoria Hayward (Washington, 2014), 1st season; **Volunteer Coach:** Rachel Garcia (UCLA, 2021), 1st season

2022 Mountain West Standings (as of April 24)

Team	MW						Overall							
	W	L	Pct.	GB	H	A	W	L	Pct.	H	A	N	Streak	Last 10
San Diego State	13	2	.867	--	8-1	5-1	30	12	.714	19-7	7-1	4-4	W3	8-2
UNLV	10	5	.667	3.0	5-4	5-1	32	11	.756	19-8	6-3	7-0	W1	5-5
Utah State	10	5	.667	3.0	5-1	5-4	25	20	.556	9-3	10-10	6-7	L1	5-5
Boise State	10	5	.667	3.0	6-3	4-2	31	10	.756	6-3	13-4	12-3	W3	5-5
Fresno State	8	10	.444	6.5	5-4	3-6	16	30	.348	8-9	4-14	4-7	W4	7-3
Colorado State	5	10	.333	8.0	5-1	0-9	14	23	.378	7-5	1-12	6-6	L3	3-7
New Mexico	5	10	.333	8.0	2-4	3-6	25	19	.568	6-6	10-9	9-4	W1	4-6
San Jose State	6	12	.333	8.5	5-4	1-8	20	23	.465	11-7	2-9	7-7	L4	3-7
Nevada	5	13	.278	9.5	3-6	2-7	15	31	.326	6-7	4-12	5-12	L1	5-5

Scouting San Jose State

San Jose State enters a Wednesday non-conference game at California with a 20-23 record, including a 6-12 mark in Mountain West play. The Spartans were swept at Boise State last weekend (April 22-24) by a combined 22-4 score.

SJSU is hitting .276 as a team, lead by Alyssa Graham, who leads the team in batting average (.342), slugging percentage (.570), on-base percentage (.417), OPS percentage (.987), at-bats (189), runs (32), hits (51), doubles (10), triples (3, tied), RBIs (22, tied) and stolen bases (5). Treenity Edwards (.331, 1 HR, 17 RBI, 14 R), Jenessa Ullegue (.322, 3 HR, 11 RBI, 17 R), Ashley Rico (.311, 4 HR, 18 RBI, 19 R) and Jocelyn Rico (.300, 2 HR, 19 RBI, 19 R) are also hitting at least .300 for San Jose State.

Ullegue leads the Spartan pitching staff, which has combined for a 3.04 ERA in 290 innings on the season. Ullegue is 15-6 with a 2.09 ERA in 124 innings, striking out 108 with 38 walks, limiting the opponents to a .236 average. Caroline Bowman (2-9, 3.39 ERA, 86.2 IP, .279 avg.) and Lacie Ham (3-7, 3.93 ERA, 67.2 IP, .309 avg.) have also logged more than 15 innings in the circle. for SJSU.

San Diego State leads the all-times series with San Jose State, 30-23, and has won each of the past two series (2019 and 2021).

Below is a comparison between the Aztecs and Spartans:

San Diego State

2022 Record: 30-12 (.714), 13-2 MW (.867)

Common Opponents with San Jose State: 17-4 (.810)

Offensive Slash Line: .293/.369/.425

HR: 28 | **RBIs:** 189 | **R:** 209 | **SB:** 66-82

ERA: 2.17 | **OBA:** .212 | **WHIP:** 0.97

Fielding Pct.: .973 | **CSB:** 0-26

Average Leader: Mac Barbara (.403)

HR Leader: Mac Barbara (13)

RBI Leader: Mac Barbara (49)

Runs Leader: Bella Espinoza (30)

SB Leader: Bella Espinoza/Alexa Schultz (11)

Wins Leader: Maggie Balint (13)

ERA Leader: Maggie Balint (1.55)

SO Leader: Maggie Balint (215)

IP Leader: Maggie Balint (140.1)

San Jose State (entering Wednesday's game at Cal)

2022 Record: 20-23 (.465), 6-12 MW (.333)

Common Opponents with San Diego State: 7-14 (.333)

Offensive Slash Line: .276/.362/.426

HR: 32 | **RBIs:** 163 | **R:** 186 | **SB:** 17-22

ERA: 3.04 | **OBA:** .272 | **WHIP:** 1.40

Fielding Pct.: .962 | **CSB:** 12-56

Average Leader: Alyssa Graham (.342)

HR Leader: Karizma Bergesen (8)

RBI Leader: Karizma Bergesen/Alyssa Graham (22)

Runs Leader: Alyssa Graham (32)

SB Leader: Alyssa Graham (5)

Wins Leader: Jenessa Ullegue (15)

ERA Leader: Jenessa Ullegue (2.09)

SO Leader: Jenessa Ullegue (108)

IP Leader: Jenessa Ullegue (124.0)

Aztecs 24th in D1 Softball Rankings; Receiving Votes in Two Major Polls

San Diego State is 24th in the latest D1 Softball rankings, which were released Monday on D1softball.com. The Aztecs (30-12, 13-2 MW) dropped one spot from last week's No. 23 ranking after playing just one game, a 4-3 win at UC San Diego.

SDSU is ahead of No. 25 LSU in the rankings, and just behind No. 20 Notre Dame, No. 21 Oregon State, No. 22 Michigan and No. 23 Stanford. San Diego State has a victory over current No. 9 Washington and a 7-6, eight-inning loss to current No. 8 Northwestern. Oklahoma remains the top-ranked team with a 42-1 record, while Virginia Tech, Florida State, UCLA and Arkansas round out the top 5.

The Aztecs and No. 17 UCF are the only Group of 5 teams in the rankings.

SDSU has been in the D1 Softball rankings each of the last four weeks, debuting at No. 25 on April 4, rising to 24th (April 11) and 23rd (April 18) the next two weeks, and checking in at No. 24 today.

San Diego State has won all five of its MW series this season and is in first in the league standings, three games ahead of Boise State, UNLV and Utah State, which are each 10-5 in league play. The Aztecs have already won series against Boise State and UNLV, and host Utah State from May 6-8 at SDSU Softball Stadium.

For the ninth time over the last 10 weeks, San Diego State is receiving votes in the ESPN.com/USA Softball Collegiate Top 25 Poll. The Aztecs received 17 votes in the latest poll, which is voted on by coaching representatives of 10 Division I conferences as well as members of the media who consistently cover Division I softball across the country.

The 17 votes are the 29th-most votes in the poll and SDSU's most points in a poll this season. Missouri is ranked 25th in the poll with 45 points. Oregon State leads the receiving votes group with 44 points, followed by Nebraska (20), Arizona (19), San Diego State (17), South Florida (10), Louisiana (3), Illinois (1) and Ohio State (1).

SDSU previously had three votes in the Feb. 22 poll (T-34th most in the country), 12 on March 1 (32nd), four on March 8 (31st), four on March 15 (29th), none on March 22, six on March 29 (T-32nd), six on April 5 (T-34th), five on April 12 (T-31st) and 11 on April 19 (29th).

Oklahoma has all 25 first-place votes and 625 points overall.

San Diego State is also receiving votes in the USA Today/NFCA poll for the third straight week. The Aztecs have a single vote, which is tied for the 30th-most votes in the poll. Arizona is No. 25 with 46 votes, while Missouri (23), Louisiana (18), Nebraska (14), Oregon State (6), Mississippi State (1), SDSU (1) and Texas A&M (1) are also receiving votes.

Oklahoma has all 32 first-place votes and 800 points overall.

Mac Barbara Slugging Her Way into SDSU History

Mac Barbara is off to one of the best individual starts in program history.

Through 42 games, Barbara is batting .403 with 13 home runs, 49 RBIs, 11 doubles, an .806 slugging percentage and a .506 on-base mark. Among the NCAA leaders, Barbara ranks in a tie for 13th in RBIs (49), tied for 29th in total bases (104), 30th in slugging percentage (.806), tied for 42nd in home runs (13), 45th in on-base percentage (.506), tied for 46th in walks (28), tied for 69th in batting average (.403) and tied for 79th in hits (52).

Barbara's 13 home runs in 42 games are already tied for the seventh most in San Diego State single-season history. Barbara also ranks in a tie for third in RBIs (49), fourth in on-base percentage (.506), slugging percentage (.806) and OPS percentage (1.312), sixth in batting average (.403), tied for sixth in walks (28), tied for seventh in home runs (13), eighth in total bases (104) and tied for eighth

SAN DIEGO STATE UNIVERSITY QUICK FACTS

Location	San Diego, Calif.
Founded	1897
Enrollment	33,870
President	Dr. Adela de la Torre
Director of Athletics	John David Wicker
Senior Woman Administrator	Jenny Bramer
Nickname	Aztecs
School Colors	Scarlet (PMS 187) and Black
Conference	Mountain West
Home Field (Capacity)	SDSU Softball Stadium (1,000)
School Website	SDSU.edu
Athletics Website	GoAztecs.com
Conference Website	TheMW.com

SAN DIEGO STATE SOFTBALL QUICK FACTS

Head Coach	Stacey Nuveman Deniz (UCLA, 2002)
Record at SDSU	30-12 (.714), first season
Overall Record	Same
Softball Office Phone	(619) 594-2345
Assistant Coach	Mia Longfellow (Oregon State, 2007)
Assistant Coach	Victoria Hayward (Washington, 2014)
Volunteer Coach	Rachel Garcia (UCLA, 2021)
First Year of Division I Softball	1977
All-Time Record	1,232-1,138-6 (.520), 47th season
NCAA Division I Tournament Appearances	11 (2001, 2003, 2006, 2008-15)
2021 Record	28-16 (.636)
2021 MW Record (Finish)	13-11 (.542 (4th of 9))
2021 Postseason (Record)	n/a
Letterwinners Returning/Lost	10/6
Starters Returning/Lost	6/3
Pitchers Returning/Lost	1/3
Newcomers	12
Top Returners	2021 Stats/Honors
Maggie Balint	Sr., RHP 17-8, 2.18 ERA, 33 GP, 21 GS, 16 CG, 7.5 SHO, 2 SV, 137 K * 2017 NFCA All-Pacific Region (First Team) * 2017 NFCA National Freshman of the Year Finalist * 2017 USA Softball Player of the Year Finalist * 2021 NFCA All-West Region (Third Team) * Two-time All-MW (2020 (only one team), 2021 first team) * 2017 All-Pac-12 (First Team) * 2017 Pac-12 All-Freshman Team * 2017 NCAA All-Eugene Regional Team * Two-time MW Pitcher of the Week (April 13, 2021 & May 4, 2021) * Pac-12 Pitcher of the Week (April 4)
Taylor Adams	Sr., 1B .283, 2 HR, 16 RBI, 20 R, 3 2B, .381 OBP, 9-9 SB * Three-time All-MW (2019 second team, 2020 (only one team), 2021 second team)
Jillian Celis	So., SS .317, 2 HR, 25 RBI, 20 R, 13 2B, .453 SLG%, .338 OBP * 2021 All-Mountain West (second team)
Alexa Schultz	Sr., LF .270, 9 HR, 26 RBI, 20 R, 7 2B, .583 SLG%, .361 OBP
Danielle Romanello	Sr., C .260, 3 HR, 16 RBI, 14 R, 9 2B, .407 SLG%, .393 OBP

SAN DIEGO STATE MEDIA RELATIONS

Sr. Assoc. AD of Comm. & Media Relations	Mike May
Asst. AD - MR	Jamie McConeghy (Softball Contact)
McConeghy Office Phone	(619) 594-4348
McConeghy Cell Phone	(607) 435-5577
McConeghy E-Mail	jmcconeg@sdsu.edu
SDSU Athletics Website	www.GoAztecs.com
Mailing Address	SDSU Media Relations 3014 Aztec Athletics Center 5302 55th Street San Diego, CA 92182

AZTECS IN THE 2022 NCAA RANKINGS
(Out of 293 teams; through April 24)

All Games		
Category	Stat	Rank
Batting Average	.293	62nd
On-Base Percentage	.369	74th
Slugging Percentage	.425	111th
Runs Per Game	4.98	93rd
Doubles Per Game	1.12	T-173rd
Triples Per Game	0.26	T-38th
Home Runs Per Game	0.67	T-124th
Stolen Bases Per Game	1.55	40th
Earned Run Average	2.17	21st
Strikeout-to-Walk Ratio	6.27	2nd
Shutouts	8	T-62nd
Winning Percentage	.714	38th
Fielding Percentage	.973	27th
Double Plays Per Game	0.36	T-62nd

(top-100 players; top-50 pitchers) All Games			
Player	Category	Stat	Rank
Maggie Balint	Saves	6	T-2nd
	Strikeouts / 7 IP	10.72	14th
	Strikeouts	215	17th
	K-to-BB Ratio	7.17	17th
	ERA	1.55	31st
Mac Barbara	Hits Allowed / 7 IP	4.44	33rd
	RBI's	49	T-13th
	Total Bases	104	T-29th
	Slugging Pct.	.806	30th
	Home Runs	13	T-42nd
Jillian Celis	On-Base Pct.	.506	45th
	Walks	28	T-46th
	Batting Avg.	.403	T-69th
	Hits	52	T-79th
	Triples	4	T-28th
Bella Espinoza	Toughest to K / AB	18.7	40th
D. Hernandez	BB Allowed / 7 IP	0.86	14th
	Saves	3	T-21st
Dani Martinez	K-to-BB Ratio	6.11	24th
	BB Allowed / 7 IP	0.80	10th
	K-to-BB Ratio	5.80	29th

AZTECS IN THE 2022 MW RANKINGS
(Out of nine teams; through April 24)

TEAM Category	All Games		MW Games	
	Stat	Rank	Stat	Rank
Batting Average	.293	3rd	.278	3rd
On Base Percentage	.69	3rd	.359	3rd
Slugging Percentage	.425	5th	.369	7th
Runs	209	4th	67	7th
Hits	340	3rd	119	4th
Runs Batted In	189	5th	59	6th
Doubles	47	7th	12	T-7th
Triples	11	T-3rd	3	T-4th
Home Runs	28	6th	7	7th
Total Bases	493	5th	158	7th
Total Plate Appearances	1,336	6th	496	4th
At-Bats	1,160	5th	428	4th
Walks	118	7th	48	5th
Hit By Pitch	27	5th	8	6th
Sacrifice Bunts	22	3rd	8	T-3rd
Sacrifice Flies	8	7th	4	4th
Stolen Bases	65	2nd	21	T-2nd
Earned Run Average	2.17	1st	1.98	1st
Opposing Batting Avg.	.212	1st	.187	1st
Innings Pitched	296.2	T-2nd	113.0	4th
Strikeouts	345	1st	123	1st
Wins	30	3rd	13	1st
Win Percentage	.714	3rd	.867	1st
Saves	9	1st	4	1st
WHIP (BB + H/IP)	0.97	1st	0.89	1st
Fielding Percentage	.973	3rd	.974	4th
Chances	1,206	5th	453	5th
Putouts	890	T-2nd	339	4th
Assists	283	7th	102	8th
Double Plays	15	3rd	5	T-3rd
Caught Stealing By	0	9th	0	T-8th

in extra-base hits (25).

With two home runs against Stony Brook on March 6, Barbara became the fastest player in program history to reach 10 home runs in a season, doing so in SDSU's 21st game of the season. Barbara is currently seven home runs behind the school record of 20 set by Hayley Miles in 2012.

Below is a look at the 10 Aztecs to record at least 10 home runs in a season and how long it took to reach double-digits.

Name	Year	Date of 10th HR	Game of 10th HR	HR on the Season currently	SDSU Rank
Mac Barbara	2022	March 6	21st game	13	T-7th
Patrice Jackson	2014	March 9	23rd game	17	4th
Lorena Bauer	2012	April 22	30th game	13	T-7th
Lorena Bauer	2015	March 28	32nd game	19	2nd
Jenavee Peres	2017	April 13	34th game	16	5th
Lorena Bauer	2011	April 5	37th game	15	6th
Patrice Jackson	2013	April 7	38th game	18	3rd
Haley Miles	2012	April 18	41st game	20	1st
Lorena Bauer	2013	April 20	43rd game	13	T-7th
Patrice Jackson	2012	May 6	48th game	11	10th

Barbara Reaching Base at a Historic Clip

Not only is Barbara among the top sluggers in the country, she is getting on at an impressive clip too. In fact, Barbara has reached base safely in 36 consecutive games, dating back to the Feb. 17 game against CSUN. The streak is the longest streak in the country this season (overall and active).

On the year, Barbara has reached base safely in 40 of the team's 42 games, only failing to do so against Stanford on Feb. 11 and San Diego on Feb. 16.

Below is a list at the longest streaks of reaching base safely in the country this year.

Rk.	Name	School	Streak	Dates
1.	Mac Barbara	San Diego State	*36 games	Feb. 17-current
2.	Kiki Milloy	Tennessee	34 games	Feb. 18-April 17
3.	Delaney Cumbie	UNC Greensboro	31 games	Feb. 18-April 3
	Jocelyn Alo	Oklahoma	31 games	Feb. 10-April 1
5.	Logan Morris	North Carolina State	28 games	Feb. 11-March 15

* - active streak

The streak is also the longest Aztec streak in recorded history (since 2006). Below is a list of SDSU's longest reached base streaks since 2006.

Rk.	Name	Streak	Dates
1.	Mac Barbara	*36 games	Feb. 17, 2022-current
2.	Haley Miles	33 games	Feb. 24-May 2, 2012
3.	Shelby Thompson	26 games	March 27, 2018-Feb. 16, 2019
4.	Erin Floros	24 games	March 1-April 29, 2006
5.	Zaria Meshack	22 games	March 10-April 30, 2017

* - active streak

Maggie Balint Pitching Her Way into the SDSU Record Books

Maggie Balint is having her best season as an Aztec and one of the best seasons of her career. Balint, who was 28-4 with a 1.51 ERA at Oregon from 2017-18 en route to being named a all-region, all-Pac-12 and all-Pac-12 freshman pick as a freshman in 2017, is currently 13-5 with six saves, a 1.55 ERA in 140 1/3 innings. The right-hander has struck out 215 against just 30 walks, limiting the opposition to a .176 average. Balint, who has been named the MW Pitcher of the Week seven times in 11 tries this season, is ranked among the NCAA and SDSU single-season bests.

In the NCAA, Balint is tied for second in saves (6), 14th in strikeouts per seven innings (10.72), 17th in strikeouts (215) and strikeout-to-walk ratio (7.17), 31st in ERA (1.55) and 33rd in hits allowed per seven innings (4.44).

Among the Aztec single-season leaders, Balint currently ranks first in strikeouts per seven innings (10.72), tied for first in saves (6), fourth in strikeout-to-walk ratio (7.17) and opponent average (.176), fourth in strikeouts (215), sixth in winning percentage (.722), eighth in WHIP (0.85) and 10th in hits allowed per seven innings (4.44).

Below is a comparison of some of the main pitching stats for Balint's career.

Year	ERA	W-L	App./GS	SHO (Solo/Comb.)	SV	IP	K	BB	K-to-BB	K/7	10+K gms.	WHIP	Avg.
*2017	1.22	21-3	31/17	9 (4/5)	3	126.0	152	37	4.11	8.44	5	0.93	.174
*2018	2.11	7-1	18/10	2 (1/1)	0	59.2	62	16	3.88	7.27	0	1.09	.220
2020	2.40	8-5	20/8	3 (1/2)	2	81.2	101	40	2.53	8.66	1	1.14	.188
2021	2.18	17-8	33/21	8 (7/1)	2	166.2	137	41	3.34	5.75	1	1.03	.212
2022	1.55	13-5	30/21	5 (4/1)	6	140.1	215	30	7.17	10.72	11	0.85	.176
Total	1.84	66-22	132/77	27 (17/10)	13	574.1	667	164	4.07	8.13	18	0.98	.192

* at Oregon; BOLD = career high

Despite only being in her third season with the Aztecs, on the career charts Balint ranks second in strikeouts per seven innings (8.16) and opponent average (.194), third in winning percentage (.679), fourth in saves (10), fifth in WHIP (0.99) and hits allowed per seven innings (4.90), sixth in strikeouts (453) and strikeout-to-walk ratio (4.08), tied for sixth in solo shutouts (since 1999) (12), and tied for 10th in wins (38) and total shutouts (16).

Highest School Winning Percentage in Play

At 30-12, the Aztecs are threatening to finish with one of the highest winning percentages in program history. The .714 winning percentage is currently the second-highest in school history, trailing a 44-17 season (.721) in 2008. SDSU still has nine regular-season games to play and possible postseason play.

Below is a look at SDSU's best seasons in terms of winning percentage:

Winning Percentage	Record	Year	Postseason
.721	44-17	2008	NCAA Regionals
.714	currently 30-12	2022	???
.696	34-15	2006	NCAA Regionals
.680	34-16	2010	NCAA Regionals
.678	40-19	2014	NCAA Regionals

Start Me Up

San Diego State has had an incredible start to the Mountain West season. The Aztecs started 10-0 in league action and are currently 13-2 in MW play. So far in league games SDSU is outscoring its opposition, 67-36, in 15 games (4.5-2.4).

San Diego State has won all five of its MW series this season and is in first in the league standings, three games ahead of Boise State, UNLV and Utah State, which are each 10-5 in league play. The Aztecs have already won series against Boise State and UNLV, and host Utah State from May 6-8 at SDSU Softball Stadium.

The 10-0 start was San Diego State's best conference start since the 2006 season, when the Aztecs started out 13-0.

Below are SDSU's longest undefeated starts in league history (since 2000):

Year	Undefeated MW Start	Final MW Record	MW Regular-Season Finish	Postseason
2006	13-0	15-3	1st	NCAA Regionals
2022	10-0	??? (currently 13-2)	??? (currently 1st)	???
2003	9-0	12-3	1st	NCAA Regionals
2015	6-0	18-6	2nd	NCAA Regionals
2012	6-0	9-3	1st	NCAA Regionals

12 Winners Winning

San Diego State had won 12 consecutive games before falling at UNLV, 8-7, on April 9. The 12-game winning streak was its longest streak since winning a school-record 13 straight games from March 12-April 6, 2013. That stretch was one of four times the Aztecs have won 13 consecutive games.

The 12-game winning streak was also tied for the fifth-longest active streak in the country at the time.

Below is a look at SDSU's longest winning streaks in program history:

Rk.	Consecutive Wins	Date	Final Overall Record	Postseason
1.	13	March 12-April 6, 2013	36-20 (.643)	NCAA Regionals
	13	March 13-April 10, 2011	34-21 (.618)	NCAA Regionals
	13	March 31-April 29, 2006	34-15 (.694)	NCAA Regionals
	13	March 26-April 19, 2003	39-21 (.650)	NCAA Regionals
5.	12	March 12-April 8, 2022	??? (currently 30-12 (.714))	???

An Aztec Not Named a MW Player of the Week???

For the second straight week, a San Diego State player was not named a Mountain West Player of the Week.

Despite not winning an award this week, the Aztecs have captured 14 of the 33 MW weekly awards handed out this season, including seven of the 10 pitchers of the week (all Maggie Balint), six freshmen (three for Bella Espinoza, two for Dee Dee Hernandez and one for AJ Murphy) and one player (Mac Barbara).

SDSU's 14 player of the week winners is by far the most in the league, followed by seven for UNLV, three each for Boise State, New Mexico and Utah State, and one apiece for Colorado State, Fresno State and San Jose State. Nevada has yet to have a league player of the week.

:: SDSU MW PLAYERS OF THE WEEK

Most Player/Pitcher/Freshmen of the Week

Team	Awards
San Diego State	14
UNLV	7
Boise State	3
New Mexico	3
Utah State	3
Colorado State	1
Fresno State	1
San Jose State	1
Nevada	0

:: SDSU MW PLAYERS OF THE WEEK

Below is a look at 2022 Mountain West Players of the Week for the Aztecs.

Date	Name	Award
Feb. 15	Maggie Balint	Pitcher
	Bella Espinoza	Freshman
Feb. 22	Maggie Balint	Pitcher
March 1	Dee Dee Hernandez	Freshman
March 8	Maggie Balint	Pitcher
March 15	Maggie Balint	Pitcher
	Bella Espinoza	Freshman
March 22	Mac Barbara	Player
	Bella Espinoza	Freshman
March 29	Maggie Balint	Pitcher
	Dee Dee Hernandez	Freshman
April 5	Maggie Balint	Pitcher
April 12	Maggie Balint	Pitcher

INDIVIDUAL

(top-10)

Player	Category	All Games		MW Games	
		Stat	Rank	Stat	Rank
Taylor Adams	Sac Bunts	5	T-5th	1	
	Sac Flies	1		1	T-3rd
Maggie Balint	Saves	6	1st	4	1st
	Opp. Bat. Avg.	.176	1st	.170	1st
	ERA	1.55	1st	1.38	2nd
	Strikeouts	215	1st	81	2nd
	Inn. Pitched	140.1	2nd	61.0	4th
	Victories	13	T-3rd	5	T-4th
Mac Barbara	RBI's	49	1st	17	T-3rd
	Hits	52	1st	18	T-8th
	Slugging Pct.	.806	2nd	.780	T-3rd
	OPS Pct.	1.312	3rd	1.376	2nd
	Home Runs	13	3rd	3	T-10th
	Doubles	11	T-3rd	3	T-9th
	Batting Avg.	.403	4th	.439	1st
	On-Base Pct.	.506	4th	.596	1st
	Walks	28	5th	16	2nd
triples	1		1	T-5th	
Makena Brocki	triples	3	T-5th	1	T-5th
	Assists	57		30	T-6th
Jillian Celis	triples	4	T-2nd	0	
	At-Bats	146	3rd	56	7th
	Hits	48	5th	15	
	Hit by Pitch	5	T-8th	1	
Jessica Cordola	Sac Flies	1		1	T-3rd
	Hit by Pitch	4		3	T-5th
	Sac Bunts	2		2	T-5th
Bella Espinoza	Hits	50	4th	20	T-1st
	Stolen Bases	11	T-4th	4	8th
	Batting Avg.	.382	6th	.377	6th
	Runs	30	T-8th	12	T-7th
	At-Bats	131	10th	53	
	Fielding Pct.	.973		1.000	T-1st
D. Hernandez	Sac Flies	1		1	T-3rd
	ERA	1.81	3rd	2.15	5th
	Saves	3	T-3rd	0	
Macey Keester	Opp. Bat. Avg.	.232	7th	.213	3rd
	Victories	8	T-9th	5	T-4th
	Hit by Pitch	3		3	T-5th
Dani Martinez	Opp. Bat. Avg.	.209	3rd	.122	
AJ Murphy	Sac Bunts	4	T-8th	1	
	Sac Flies	2	T-10th	1	T-3rd
D. Romanello	Putouts	246	4th	97	5th
	Chances	256	4th	100	6th
	Fielding Pct.	.996	5th	1.000	
	triples	1		1	T-5th
Alexa Schultz	Stolen Bases	11	T-4th	5	T-3rd
	Hit by Pitch	6	T-6th	1	
Nicole Siess	Stolen Bases	7		3	T-9th

SAN DIEGO STATE BY THE NUMBERS (2022)

Overall	30-12	Won 3
Mountain West	13-2	Won 1
Non-Mountain West	17-10	Won 3
Home	19-7	Won 2
Away	7-1	Won 2
Neutral	5-4	Won 2
Day	13-6	Won 2
Night (After 4:30 p.m.)	17-6	Won 2
Last five games	4-1	Won 3
Last 10 games	8-2	Won 3
vs. top 5 teams	1-0	Won 1
vs. top 10 teams	1-0	Won 1
vs. top 25 teams	1-2	Last 1
vs. 2021 NCAA tournament teams	6-6	Won 3
vs. 2021 Women's College World Series teams	0-0	Last 1
Playing as the visiting team	11-5	Won 2
Playing as the home team	19-7	Won 2
vs. California in-state opponents	11-4	Won 6
vs. Out-of-state opponents	19-8	Won 2
February	11-5	Last 1
March	11-5	Won 8
April	8-2	Won 3
May	0-0	Last 2
Monday	0-0	Won 1
Tuesday	0-0	Won 1
Wednesday	2-0	Won 2
Thursday	3-4	Last 1
Friday	8-3	Won 4
Saturday	9-4	Won 1
Sunday	8-1	Won 5
In first game of weekend MW series	4-1	Last 1
In second game of weekend MW series	4-1	Won 1
In third game of weekend MW series	5-0	Won 5
vs. left-handed starter	4-5	Won 1
vs. right-handed starter	26-7	Won 2
In doubleheader games	6-4	Won 2
In first game of doubleheader	3-2	Won 2
In second game of doubleheader	3-2	Won 1
In multiple game days	8-6	Won 2
In single game days	22-6	Won 3
In shutouts	8-1	Won 8
In one-run games	8-7	Won 4
In two-run games	8-1	Won 6
In 5+run games	8-1	Won 3
In run-rule games	7-0	Won 7
In extra innings	4-4	Won 3
In games decided by international tiebreaker	1-3	Last 3
Scoring one run	1-1	Won 1
Scoring two or more runs	29-9	Won 3
Scoring three or more runs	27-7	Won 4
Scoring four or more runs	22-4	Won 2
Scoring five or more runs	17-3	Won 1
Scoring six or more runs	14-3	Won 1
Scoring seven or more runs	12-1	Won 1
Scoring eight or more runs	9-0	Won 13
Scoring nine or more runs	6-0	Won 52
Scoring 10 or more runs	2-0	Won 61
Scoring in first inning	10-3	Won 1
Opponent scores in first inning	6-6	Last 2
Scoring first	24-0	Won 29
Opponent scores first	6-12	Last 2
Leading after five innings	20-3	Won 14
Trailing after five innings	2-8	Last 6
Tied after five innings	4-1	Won 4
Leading after six innings	18-1	Won 16
Trailing after six innings	2-7	Last 2
Tied after six innings	3-4	Won 3
When leading at any point in the game	28-3	Won 18
When trailing at any point in the game	9-11	Last 1
Errorless	15-7	Won 2
Commits one or more error	15-5	Won 9
Commits two or more errors	6-2	Won 4
Outhits opponent	25-5	Won 3
Outhit by opponent	4-6	Won 1
Hits are tied	1-1	Won 1

SDSU Wins the 31st Annual Campbell/Cartier Classic

For the record sixth time in the 31 years of the Campbell/Cartier Classic, San Diego State captured the tournament title from Feb. 17-20.

The Aztecs secured the tourney title for the third straight year after going 4-1, including wins over their final four games (8-0 in five innings over Army West Point on Friday, 7-3 over Army West Point and 11-0 in five innings over Southern Utah on Saturday, and 3-0 over California Baptist on Sunday. SDSU's lone setback was a 6-4 decision on Thursday when it entered the final inning with a 4-1 lead.

Following the Aztecs (4-1) were California Baptist (3-1), CSUN (3-2), Southern Utah (1-4) and Army West Point (1-4).

San Diego State's six Campbell/Cartier Classic titles are the most in the history of the tournament. Below is a look at the past winners:

Campbell/Cartier Classic Champions

1991	Long Beach State	2002	Pacific	2012	UCLA
1992	UCLA	2003	Sacramento State	2013	Oklahoma
1993	Long Beach State	2004	Cal State Northridge	2014	San Diego State
1994	Washington	2005	No winner due to rain	2015	San Diego State
1995	UCLA	2006	UCLA	2016	Kentucky
1996	Sacramento State	2007	California	2017	Washington
1997	Long Beach State	2008	San Diego State	2018	Kentucky
1998	Long Beach State	2009	Stanford (co)	2019	San Diego State
1999	Cal State Northridge		Washington (co)	2020	San Diego State
2000	Stanford	2010	Western Kentucky	2021	No tournament due to COVID
2001	Stanford	2011	Long Beach State	2022	San Diego State

Aztecs Excel in Lid-Lifters

San Diego State has excelled in season-opening games since records were first kept in 1980.

Following a 3-1 victory over Middle Tennessee on Feb. 10, the Aztecs improved to 32-11 (.744) in lid-lifters in recorded program history.

SDSU has won nine of its last 10 season openers, 20 of its last 22 and 23 of its last 26.

San Diego State's only blemishes in the past 26 season-openers came in 2018 (lost to No. 25/25 Georgia, 23-2), 2012 (lost to Texas Tech, 5-4) and in 2000 (lost to UIC, 5-3).

Over the last 26 openers, the Aztecs have outscored their opponent, 149-81, or 5.7-3.1 per game in lid-lifters.

SDSU ended up recording back-to-back shutouts over the Toreros on 2021 opening day, the first time it had consecutive shutouts on an opening day since 2008.

Aztecs Picked to Win the Mountain West with UNLV

The San Diego State softball team has been picked to win the Mountain West along with UNLV in a preseason poll voted on by the league's nine head coaches, the conference announced Feb. 3. The Aztecs have won a MW-record seven regular-season titles.

Both the Aztecs and Rebels received 57 points, but UNLV (5) had more first-place votes than SDSU (3). Fresno State had the other first-place vote and is tied with Boise State for third with 43 points, while Nevada was predicted fifth with 42 points. Rounding out the poll was Colorado State (35) in sixth, New Mexico (17) in seventh, and San José State and Utah State tied for eighth with 15 points.

Last year, San Diego State finished with a 28-16 record, its best winning percentage (.636) since the 2015 squad went 38-20 (.655) before falling in the NCAA Los Angeles Regional final to UCLA. It was also the ninth-best record in program history.

Stacey Nuveman Deniz Named Program's Fifth Head Coach

San Diego State's Stacey Nuveman Deniz was named the softball head coach, director of athletics John David Wicker announced on June 8. A three-time U.S. Olympian, Nuveman Deniz is just the fifth head coach in program history after spending the last 13 seasons with the Aztecs as an assistant, associate head coach and head coach in waiting under SDSU's all-time winningest coach Kathy Van Wyk.

"I am humbled and honored to have this opportunity to lead San Diego State Softball into the future," Nuveman Deniz said. "Kathy Van Wyk spent 25 years building this program, and now it is my turn to take the reins and continue that growth. I would like to thank (SDSU director of athletics) John David Wicker for this opportunity and for the unwavering support he has shown me. The University, the city of San Diego and our incredible community have captured my heart and I truly am an Aztec for Life. I can't wait to get started."

Nuveman Deniz, who was hired at San Diego State following her stint with the U.S. team at the 2008 Beijing Olympics, helped SDSU to seven straight NCAA tournaments from 2009-15 and a combined 398-264 (.601) record in her 13 seasons on The Mesa. Over her first nine seasons as an assistant and associate coach, the Aztecs improved their batting average from .275 in 2008 (the year before she arrived) to a school-record .356 mark in 2017, and also in runs per game (3.98 to 6.61), home runs per game (0.23 to 1.09 (0.92 in 2017)), slugging percentage (.348 to .516) and on-base percentage (.347 to .418).

In 2018, Nuveman Deniz was the head coach of the National Pro Fastpitch's Chicago Bandits, leading the team to the NFP Championship season series in her first year. In the spring of 2010, Nuveman Deniz served as an assistant coach for the Women's National Team Selection Camp, at the Canadian Open Fast Pitch Women's International Championship and at the World Cup of Softball VI. She was also named to the USA Softball Coaching Pool in 2014 and was an assistant coach at the USA Softball Junior Women's (19-Under) National Team (JWNT) Selection Camp in January 2015.

In addition to her two Olympic gold medals (2000 and 2004) and silver medal in 2008, Nuveman Deniz helped the United States National Team to a World Cup championship (2006), two World Championships (2002 and 2006) and two Pan American gold medals

:: MOUNTAIN WEST PRESEASON POLL

Below is a look at the 2022 MW preseason poll, voted on by the league's coaches.

(First-place votes in parenthesis)

Rk.	Team	Votes
1.	UNLV (5)	57
	San Diego State (3)	57
3.	Fresno State (1)	43
	Boise State	43
5.	Nevada	42
6.	Colorado State	35
7.	New Mexico	17
8.	San José State	15
	Utah State	15

(1999 and 2003). Her 2004 Olympic gold medal team, meanwhile, was inducted into the U.S. Olympic hall of fame in July 2012.

Nueman Deniz was a standout at UCLA, finishing her four-year career with four NCAA records - 90 home runs, .945 slugging percentage, 240 walks and 81 intentional walks. She was a four-time first-team NFCA All-American (1997, 1999, 2001-02) and a three-time Pac-10 Player of the Year (1999, 2001-02). Nueman Deniz is also ranked first in school history in games played (264), total bases (653) and on-base percentage (.600).

Among the current all-time NCAA leaders, Nueman Deniz ranks first in home runs per game (0.34), total bases (653) and intentional walks (81), second in slugging percentage (.945), third in home runs (90) and walks (240), fifth in RBIs (299), seventh in batting average (.466).

In 1999, Nueman Deniz led the Bruins to a national championship, batting .446 during the season with 31 home runs and 91 RBIs. For her efforts in the national title run, Nueman was named to the all-Women's College World Series team. Nueman Deniz was inducted into UCLA's hall of fame in October 2012.

Nueman Deniz graduated from UCLA in 2002 with a degree in sociology and public policy and later earned her master's in kinesiology from Texas Women's University in 2012.

Canadian Olympian Victoria Hayward Named Assistant Coach

Victoria Hayward was named an assistant coach for the San Diego State softball team, head coach Stacey Nueman Deniz announced Aug. 26, 2021. Hayward recently represented Canada at the 2020 Tokyo Olympics and has been a member of the Canadian Senior National Team since 2009.

Hayward has nine years of experience in the college ranks, most recently serving as the director of operations at UCF in 2019 and as an assistant coach at Maryland in 2018.

Prior to Maryland, Hayward helped guide UMass to back-to-back winning seasons in 2016 and 2017. UMass was one of the top hitting teams in the Atlantic 10 in 2017, finished second in regular-season standings and advanced to the A10 title game. At UMass, Hayward helped nine batters/position players earn all-conference honors and three Minutewomen hitters garnered NFCA All-Region selections during her tenure.

Hayward spent the 2015 season as a graduate assistant at LSU under head coach Beth Torina. The Tigers opened the year with 25 consecutive victories and spent three weeks as the top-ranked team in the country, before ending the season with a 52-14 record and a third-place finish at the Women's College World Series (WCWS). LSU's coaching staff was named the Division I South Region Staff of the Year by the National Fastpitch Coaches Association (NFCA).

As a player, Hayward made the Canadian squad in 2009 at 16 years old, becoming the youngest player ever to join the senior team. Hayward has been a mainstay in the outfield and has won numerous medals in international competition. She was the 19th overall selection in the 2014 National Pro Fastpitch Draft by the Pennsylvania Rebellion.

In college, Hayward starred at national power Washington, helping the Huskies to four NCAA tournaments. Hayward was a 2014 All-American, a four-time all-Pac-12 selection and a three-time Academic All-Pac-12 honoree (2011-14). UW won four NCAA Regional Championships during her career and advanced to the Women's College World Series in 2013. She finished her Washington career ranked seventh in runs (176), 10th in triples (7) and 12th in average (.351), while stealing a league-best 28 bases as a senior without committing an error.

SDSU Adds Former UCLA Star and U.S. Olympian Rachel Garcia to Staff

Rachel Garcia, one of the most decorated players in NCAA softball history, has joined San Diego State as a volunteer assistant coach, head coach Stacey Nueman Deniz announced Jan. 7.

Garcia, who most recently helped the United States to a silver medal at the 2020 Tokyo Olympics in the summer, garnered numerous accolades during her time at UCLA, including twice being named the Collegiate Woman Athlete of the Year (Honda Cup) for all sports (2019 and 2021) and three times the Honda Sports Award for softball (2018, 2019 and 2021). Garcia also won the Senior CLASS Award in 2021.

Garcia, who redshirted in 2020 while playing for Team USA on its Stand Beside Her Tour, also has been chosen twice as the USA Softball Collegiate Player of the Year (2018-19), and once each as the NFCA National Pitcher of the Year (2019) and the NFCA National Player of the Year (2018). Garcia was also the 2017 NFCA National Freshman of the Year.

In the circle, Garcia was 99-17 with a 1.43 ERA with 11 saves for her career with the Bruins, striking out 996 against 172 walks in 749 innings. Garcia tossed 28 shutouts and 66 complete games, while limiting the opposition to a .172 batting average. Her 2019 NFCA pitcher-of-the-year season featured a 29-1 record with a 1.14 ERA and seven shutouts in 202 innings, striking out 286 as UCLA captured the NCAA title.

At the plate, Garcia hit .337 for her career with 43 home runs, 175 RBIs, 103 runs and 32 doubles, while owning a .594 slugging percentage and a .430 on-base mark. When she was named the NFCA Player of the Year in 2018, Garcia hit .339 with 11 home runs and 54 RBIs in 61 games.

Garcia is also a four-time NFCA All-American (first team in 2018, 2019 and 2021, second team in 2017), four-time NFCA All-Region selection (2017, 2018, 2019 and 2021), three-time Pac-12 Player of the Year (2018, 2019 and 2021), 2019 Pac-12 Pitcher of the Year, 2017 Pac-12 Freshman of the Year and four-time all-Pac-12 selection (2017, 2018, 2019 and 2021).

Throughout her career, Garcia was a multi-time national player of the week (three times by USA Softball and twice by NFCA) and a two-time NFCA national player of the week. Additionally, Garcia was an 11-time Pac-12 Pitcher of the Week and a four-time Pac-12 Player of the Week.

Garcia has been with the USA National Team since 2018, helping the squad wind the gold medal at the 2018 WBSC Women's World Championship, and the 2019 USA Softball International Cup, Pan American Games and Japan Cup, before settling for a silver medal at Tokyo last summer.

Aztec to Have Majority of Games on Streaming Devices

The San Diego State softball team will have the majority of its games broadcast in some form on various streaming devices this season.

AZTECS IN THE NATIONAL POLLS

USA TODAY/NFCA POLL

(Week No. 11 - April 26)

No.	Team	Record	Pts.	Last
1.	Oklahoma (32)	42-1	800	1
2.	Virginia Tech	36-6	760	3
3.	UCLA	36-5	728	4
4.	Florida State	43-5	699	5
5.	Alabama	39-8	653	2
6.	Oklahoma State	38-7	650	6
7.	Arkansas	35-8	636	7
8.	Northwestern (L, 6-7 (9 inn.))	34-7	548	10
9.	Florida	35-12	535	8
10.	Washington (W, 7-5)	28-11	515	11
11.	Kentucky	30-13	455	9
12.	Duke	36-7	417	12
13.	Tennessee	33-13	410	15
14.	Arizona State	32-7	392	13
15.	Georgia	37-11	342	14
16.	Auburn	36-10	297	18
17.	Texas	32-15-1	294	16
18.	Clemson	33-14	266	17
19.	LSU	30-17	226	21
20.	Notre Dame	35-9	190	22
21.	UCF	39-11	175	20
22.	Oregon	26-16	132	19
23.	Michigan	29-14	92	23
24.	Stanford (L, 0-1)	31-13	78	RV
25.	Arizona	27-16	46	24

(2022 opponent in **BOLD**; first-place votes in parenthesis)

ESPN.COM/USA SOFTBALL POLL

(Week No. 11 - April 26)

No.	Team	Record	Pts.	Last
1.	Oklahoma (25)	42-1	625	1
2.	Virginia Tech	36-6	592	3
3.	UCLA	36-5	564	4
4.	Florida State	43-5	555	5
5.	Arkansas	35-8	516	6
6.	Alabama	39-8	498	2
7.	Oklahoma State	38-7	479	7
8.	Northwestern (L, 6-7 (9 inn.))	34-7	423	8
9.	Arizona State	32-7	395	10
10.	Florida	35-12	382	9
11.	Washington (W, 7-5)	28-11	381	15
12.	Tennessee	33-12	353	14
13.	Duke	36-7	351	11
14.	Kentucky	30-13	275	12
15.	Georgia	37-11	274	13
16.	Texas	32-15-1	237	16
17.	Clemson	33-14	218	17
18.	Auburn	36-10	177	18
19.	LSU	30-17	162	21
20.	UCF	39-11	157	19
21.	Stanford (L, 0-1)	31-13	121	RV
22.	Michigan	29-14	94	22
23.	Notre Dame	35-9	86	25
24.	Oregon	26-16	53	20
25.	Missouri (L, 6-7 (8 inn.))	27-17	45	RV

(2022 opponent in **BOLD**; first-place votes in parenthesis)

SDSU IN THE POLLS

Release Week	NFCA	USA Softball
Preseason	NR	NR
Week #1 (Feb. 15)	NR	NR
Week #2 (Feb. 22)	NR	RV (3, T-34th)
Week #3 (March 1)	NR	RV (12, 32nd)
Week #4 (March 8)	NR	RV (4, 31st)
Week #5 (March 15)	NR	RV (4, 29th)
Week #6 (March 22)	NR	NR
Week #7 (March 29)	NR	RV (6, T-32nd)
Week #8 (April 5)*	NR	RV (6, T-34th)
Week #9 (April 12)*	RV (2, T-32nd)	RV (5, T-31st)
Week #10 (April 19)*	RV (1, 33rd)	RV (11, 29th)
Week #11 (April 26)*	RV (1, T-30th)	RV (17, 29th)

* SDSU was ranked 25th in the D1Softball.com poll on April 4, 24th on April 11, 23rd on April 18 and 24th on April 25

TEAM GAME HIGHS

Batting

At-Bats.....	47 vs. Boise State (April 15)
Runs.....	13 vs. Colorado State (March 20)
Hits.....	16 at UNLV (April 10)
RBI's.....	12 vs. Colorado State (March 20)
Doubles.....	4 vs. UIC (Feb. 12)
Triples.....	1 (11 times)
Home Runs.....	3 vs. Stony Brook (March 6)
Total Bases.....	24 vs. UIC (Feb. 12)
Walks.....	7 (2 times)
Strikeouts.....	15 vs. Boise State (April 15)
Sacrifice Hits.....	3 (2 times)
Sacrifice Flies.....	2 (2 times)
Stolen Bases.....	5 (2 times)
Hit By Pitch.....	3 vs. No. 5/5 Washington (Feb. 25)
Caught Stealing.....	2 (2 times)
Runners LOB.....	12 vs. Boise State (April 15)
Hit into DP.....	2 vs. Boston Univ. (March 5)

Fielding

Putouts.....	39 vs. Boise State (April 15)
Assists.....	11 (2 times)
Errors.....	4 vs. Weber State (March 11)
Passed Balls.....	2 (2 times)
DP Turned.....	3 vs. Cal Poly (Feb. 13)

Pitching

Innings Pitched.....	13.0 vs. Boise State (April 15)
Runs Allowed.....	8 (2 times)
Earned Runs Allowed.....	8 at UNLV (April 9)
Walks Allowed.....	6 vs. No. 18/15 Northwestern (Feb. 22)
Strikeouts.....	15 vs. Boise State (April 15)
Hits Allowed.....	12 vs. Yale (March 5)
Doubles Allowed.....	4 vs. Boise State (April 14)
Triples Allowed.....	2 (2 times)
HR Allowed.....	2 (8 times)
Wild Pitches.....	4 vs. Weber State (March 10)
Hit Batters.....	2 (4 times)

INDIVIDUAL GAME HIGHS

Batting

At-Bats.....	6 (4 times)
Runs.....	3, Jillian Celis vs. CSUN (March 12)
Hits.....	4, Bella Espinoza (once), Jillian Celis (once)
RBI's.....	4 (5 times)
Doubles.....	1 (47 times)
Triples.....	1 (11 times)
Home Runs.....	2, Mac Barbara (once), Danielle Romanello (once)
Total Bases.....	8, Mac Barbara (once), Danielle Romanello (once)
Walks.....	3, Jeweliana Perez (once), Taylor Adams (once)
Strikeouts.....	4, Nicole Siess vs. No. 18/15 Northwestern (Feb. 22)
Sac Hits.....	2, Alexa Schultz vs. No. 18/15 Northwestern (Feb. 22)
Sac Flies.....	1 (8 times)
Stolen Bases.....	3, Bella Espinoza (once), Alexa Schultz (once)
Hit By Pitch.....	2, Jessica Cordola vs. Colorado State (March 20)
Caught Stealing.....	1 (17 times)
Runners LOB.....	6, Danielle Romanello at UNLV (April 8)

Fielding

Putouts.....	17, Danielle Romanello vs. Boise State (April 15)
Assists.....	6, Makena Brocki vs. Boise State (April 15)
Errors.....	2 (4 times)
Passed Balls.....	2, Mac Barbara (2 times)

Pitching

Innings.....	8.0, Maggie Balint (2 times)
Runs Allowed.....	6, Balint vs. No. 18/15 Northwestern (Feb. 22)
ER Allowed.....	5, Dani Martinez (twice), Maggie Balint (twice)
BB Allowed.....	5, Balint vs. No. 18/15 Northwestern (Feb. 22)
Strikeouts.....	14, Maggie Balint vs. California Baptist (Feb. 20)
Hits Allowed.....	8, Maggie Balint at UNLV (April 10)
Doubles Allowed.....	3, Dee Dee Hernandez at Fresno State (March 27)
Triples Allowed.....	2, Maggie Balint vs. Nevada (April 1)
HR Allowed.....	2 (5 times)
Wild Pitches.....	4, Allie Light vs. Weber State (March 10)
Hit Batters.....	2, Maggie Balint vs. CSUN (March 12)

Most of the games will be shown on the Mountain West Network, which started during the 2013 football season and gives all Mountain West sports the ability to broadcast all sports across all the 11 MW institutions. For videos and more information, visit the site at <http://www.themw.com/#/videos>.

The Aztec softball games that are scheduled for the Mountain West Network this season are Feb. 10 against Middle Tennessee, Feb. 11 against UIC and Stanford, Feb. 20 against California Baptist, March 3 vs. Brigham Young, the March 25-27 series at Fresno State, the April 1-3 series vs. Nevada, the April 8-10 series at UNLV, the April 14-16 series vs. Boise State, the April 29-May 1 series at San Jose State, the May 6-8 series with Utah State and the May 12-14 series at New Mexico.

The Mountain West Network can be found by visiting <https://goaztecs.com/watch/>. The rest of San Diego State's home games are going to be broadcast via YouTube, but will not have any play-by-play announcers. That link can be found here: <https://www.youtube.com/c/sdsuaztecssoftball>

SDSU is also scheduled to play the Mary Nutter Collegiate Classic from Feb. 24-26 on FloSoftball, which can be purchased via subscription.

Additionally, San Diego State's final non-conference game of the season at UC San Diego on April 20 will be shown on ESPN+ (\$6.99 per month).

San Diego State Releases 2022 Schedule

San Diego State softball head coach Stacey Nuveman Deniz has announced a 52-game schedule for the 2022 season, highlighted by three home tournaments, including the 31st annual Campbell/Cartier Classic.

The Aztecs, who have won a league-best seven Mountain West titles, are scheduled to play 12 games against teams that made last year's NCAA tournament and five conference champions.

SDSU begins its season at home for the first time since 2007 when it plays host to the SDSU Season Kickoff from Feb. 10-13. San Diego State opens with Middle Tennessee on Thursday, followed by games against 2021 NCAA tournament teams UIC (Horizon League champion) and Stanford on Friday, UIC once again on Saturday and Cal Poly on Sunday.

The Aztecs continue their 11-game homestand to open the season on Feb. 16 vs. San Diego. SDSU then plays host to the 31st annual Campbell/Cartier Classic from Feb. 17-20. San Diego State will meet CSUN on Thursday, Army West Point on Friday, Army West Point and Southern Utah on Saturday, and California Baptist on Sunday.

The Aztecs then head to the always competitive Mary Nutter Collegiate Classic from Feb 24-26, which will take place at Big League Dreams Park in the Palm Springs area in Cathedral City, California. SDSU is slated to play three teams that made the NCAA tournament a year ago, including Northwestern and Washington on Saturday, and Missouri on Sunday. San Diego State opens the weekend with Friday night games against Cal State Fullerton and UC Davis.

The Aztecs return to America's Finest City to host the San Diego Classic from March 3-6 along with USD and UC San Diego. SDSU will take on three conference champions and NCAA tournament qualifiers in Brigham Young (Thursday), Boston Univ. (Friday) and Long Beach State (Saturday), along with California (Friday), Yale (Saturday) and Stony Brook (Sunday).

San Diego State wraps up its regular-season tournament play from March 10-13 at the Torero Classic, hosted by San Diego. The Aztecs are scheduled for games against the Toreros on Thursday, Valparaiso and Weber State on Friday, Weber State again on Saturday and CSUN for a second time this season on Sunday.

SDSU kicks off Mountain West play at home against Colorado State on March 19-20 before traveling to Fresno State for a series from March 25-27.

San Diego State follows with a home series against Nevada from April 1-3 and then a road trip to UNLV from April 8-10.

Next up for the Aztecs is a weekend home series with Boise State from April 14-16 and its final non-conference game of the season on April 20 at UC San Diego.

SDSU finishes the MW regular season with a road series at San José State from April 29-May 1, a home series with Utah State from May 6-8 and a road series at New Mexico from May 12-14.

The NCAA Regional kicks off postseason play from May 19-22 at 16 campus sites.

Last year, San Diego State finished with a 28-16 record, its best winning percentage (.636) since the 2015 squad went 38-20 (.655) before falling in the NCAA Los Angeles Regional final to UCLA. It was also the ninth-best record in program history.



#99 TAYLOR ADAMS

^SR | B | 5-9 | R/R | Mill Creek, Wash. | Jackson HS

	AVG.	OB%	SLG%	H	R	2B	3B	HR	RBI	SB
2022	.277	.358	.482	23	14	3	1	4	15	6
MW	.250	.353	.500	7	4	1	0	2	8	1
Career	.289	.350	.390	173	79	22	1	12	75	24

Career: Most experienced Aztec w/ 204 career GP (197 GS)... SDSU career rks: 2nd in SB% (.923), chances (1,332) & PO (1,269), T-4th in HBP (15) & 9th in FLD% (.986)... 3x all-MW (2019-21)... 2022: Started 31 gms (26 at 1B, 3 at LF, 2 at DP)... 2021: 2nd-tm all-MW (.283, 9-9 SB)... 2020: All-MW (.283) in COVID short yr... 2019: 2nd-tm all-MW (.327, 4 HR, 24 RBI)... 2018: .268 avg., starting all 51 gms at 1B... HS: 4x all-district at JHS... 3x captain & tm MVP.



#23 MAGGIE BALINT (BAL-int)

^SR | P | 5-8 | R/R | West Grove, Pa. | Avon Grove HS/Oregon

	ERA	W-L	SV	APP	GS	IP	SO	BB	WHIP
2022	1.55	13-5	6	30	21	140.1	215	30	0.85
MW	1.38	5-1	4	13	9	61.0	81	15	0.85
Career	1.84	66-22	13	132	77	574.1	667	164	0.98

SDSU career top-5 rks: 2nd in K/7 (8.16) & opp. avg. (.194), 3rd in win% (.679) & 4th in SV (10)... 2x all-MW (2020-21)... 9x MW PoTW... 2022: 7x MW PoTW... NCAA rks: T-2nd in SV (6), 14th in K/7 (10.7), 17th in Ks (215) & K-to-BB (7.17)99... Has 11 10+ K gms in 21 GS... 2021: 3rd-tm all-region & 1st-tm all-MW... 2020: All-MW in COVID short yr... 20: Went 28-4 w/ a 1.51 ERA at UO (2017-18), striking out 214 w/ a .189 opp. avg.... Was 21-3 w/ a 1.22 ERA in '17 & a 1st-tm all-region & all-Pac-12... Also finalist for USA Softball PoTW & NFCA FoTW... HS: 3-time Pa. Gatorade PoTW, w/ 1,322 Ks.



#31 MAC BARBARA

^RS-FR | C/IF | 5-9 | L/R | Chino Hills, Calif. | Saint Joseph HS/Ole Miss

	AVG.	OB%	SLG%	H	R	2B	3B	HR	RBI	SB
2022	.403	.506	.806	52	23	11	1	13	49	5
MW	.439	.596	.780	18	6	3	1	3	17	2
Career	.365	.469	.716	54	24	11	1	13	50	5

Career: Came to SDSU in fall... 2022: Fastest in SDSU history to 10 HR (21 GP)... MW PoTW vs. CSU (2 HR, 8 RBI, 1,000 OB%)... NCAA rks: T-13th in RBIs (49), T-29th in TB (104), 30th in SLG% (.806) & T-42nd in HR (13)... Has 8 IBB... 36-gm reached base streak (longest streak in NCAA this yr)... OLE MISS: 2-for-19 w/ an RBI in 16 GP (4 GS)... Left 2021 early to play w/ Italian Nat'l Team... HS: 4x league MVP... Sister, Madison, plays soccer at West Ala.



#1 **MAKENA BROCKI** (Brock-EE)

SO | UTIL | 5-9 | S/R | Chino Hills, Calif. | Chino Hills HS

	AVG.	OB%	SLG%	H	R	2B	3B	HR	RBI	SB
2022	.267	.327	.389	24	13	2	3	1	13	5
MW	.239	.300	.304	11	6	1	1	0	3	2
Career	.232	.287	.304	39	24	3	3	1	19	6

Career: Versatile switch-hitter, who is batting just right this year... **2022:** Is 24-for-90 w/ 13 RBIs in 36 GP (31 GS)... T-5th in MW in 3B (3)... **2021:** Started 25 gms at 3B & played in 41, batting .192 (15-for-78) w/ 6 RBIs, 11 R & 5 BB... **HS:** Earned 5 letters at Chino Hills HS... Was a 3x all-league pick... Sister, Courtney Gano, played at Washington & Team USA.



#10 **JILLIAN CELIS** (SUH-lease)

^SO | IF | 5-7 | R/R | Corona, Calif. | Corona HS

	AVG.	OB%	SLG%	H	R	2B	3B	HR	RBI	SB
2022	.329	.388	.432	48	26	7	4	0	21	6
MW	.268	.305	.286	15	7	1	0	0	5	1
Career	.305	.358	.402	107	50	20	4	2	51	12

Career: A fantastic SS/2B & solid hitter... Started all 114 gms since arriving on campus... **2022:** MW top-5 rks: T-2nd in 3B (4), 3rd in AB (146) & 5th in H (48)... **2021:** 2nd-team all-MW, hitting .317 w/ 2 HR, 25 RBIs, 20 R & 13 2B... 1 of 2 to start all 44 gms... **2020:** Hit .227 w/ 5 RBIs in 28 GP/GS in COVID short yr... **HS:** Was all-league & scholar-athlete at Corona HS.



#14 **JESSICA CORDOLA**

SR | IF | 5-9 | R/R | Santa Clarita, Calif. | Saugus HSS

	AVG.	OB%	SLG%	H	R	2B	3B	HR	RBI	SB
2022	.306	.354	.472	22	7	4	1	2	16	0
MW	.304	.393	.391	7	3	2	0	0	3	0
Career	.272	.311	.391	41	11	8	2	2	29	1

Career: 97 GP (34 GS)... Is 20-for-54 (.370) as a PH... **2022:** Having career-best year w/ 1st 2 career HR & 16 RBIs in just 72 AB... 9-for-19 w/ 9 RBIs as PH... **2021:** Hit .321 (9-for-28), inc. .400 (6-for-15) as PH... **2020:** Hit .217 (5-for-23), but .333 (5-for-15 as PH)... **2019:** Was 5-for-28 (.179)... **HS:** 1st-team all-Foothill League at Saugus HS.



#16 **BELLA ESPINOZA**

FR | IF | 5-5 | L/R | Huntington Beach, Calif. | Edison HS

	AVG.	OB%	SLG%	H	R	2B	3B	HR	RBI	SB
2022	.382	.414	.382	50	30	0	0	0	7	11
MW	.377	.404	.377	20	12	0	0	0	1	4
Career	.382	.414	.382	50	30	0	0	0	7	11

2022: Has team highs of 30 R & 11 SB (tied)... MW ranks: 4th in H (50), T-4th in SB (11), 6th in avg. (.382), T-8th in R (30) & 10th in AB (131)... Has started 40 games (22 at RF, 12 at 2B & 6 at LF)... Named MW Freshman of the Week 3 times in 11 tries... **HS:** Ranked No. 61 in Extra Inning Softball class of 2021 rankings while attending Edison HS.



#33 **DEE DEE HERNANDEZ**

FR | P/1B | 5-5 | L/L | La Crescenta, Calif. | Crescenta Valley HS

	ERA	W-L	SV	APP	GS	IP	SO	BB	WHIP
2022	1.81	8-3	3	24	6	73.1	55	9	0.98
MW	2.15	5-0	0	9	1	29.1	21	3	0.89
Career	1.81	8-3	3	24	6	73.1	55	9	0.98

2022: NCAA ranks: 14th in BB/7 (0.86), T-21st in SV (3) & 24th in K-to-BB (6.11)... MW rks: 3rd in ERA (1.81), T-3rd in SV (3), 7th in opp. avg. (.232) & T-9th in W (8)... Is a 2x MW Fresh of the Week... Had 13.2 inning scoreless streak from Feb. 17-25... CH 8 Ks vs. CSUN (Feb. 17)... **HS:** Starred as pitcher & hitter at Crescenta Valley HS... Played for Junior Mexican National Team.



#25 **MACEY KEESTER**

SO | OF | 5-2 | R/R | Cypress, Calif. | Cypress HS/Ole Miss

	AVG.	OB%	SLG%	H	R	2B	3B	HR	RBI	SB
2022	.188	.333	.188	6	12	0	0	0	1	2
MW	.176	.391	.176	3	4	0	0	0	0	0
Career	.200	.333	.200	7	17	0	0	0	1	4

Career: Joined the Aztecs in the fall from Ole Miss along with Mac Barbara... **2022:** Has played in 35 of 42 games with 11 starts, going 6-for-32 with an RBI, 12 R, 4 BB, 3 HBP & .333 OB%... **OLE MISS:** Spent 2021 season at Ole Miss, going 1-for-3 with 5 R & 2 SB in 28 GP (1 GS)... **HS:** Led Cypress HS to USSSA National Championship & CIF Southern Section D2 title in 2017.



#3 **AUDREY KULL**

FR | OF | 5-6 | L/R | La Mesa, Calif. | Helix HS

	AVG.	OB%	SLG%	H	R	2B	3B	HR	RBI	SB
2022	--	--	--	0	9	0	0	0	0	5
MW	--	--	--	0	2	0	0	0	0	1
Career	--	--	--	0	9	0	0	0	0	5

2022: Has played in 22 games off the bench as a pinch runner with nine runs and fivestolen bases... Debut came on Feb. 11 against UIC, where she scored a run... **HS:** Prepped at nearby Helix High School in La Mesa, California... Played her club ball for Power Surge.



#43 **ALLIE LIGHT**

SO | P | 5-10 | R/R | Lexington, S.C. | Lexington HS/Arkansas

	ERA	W-L	SV	APP	GS	IP	SO	BB	WHIP
2022	4.13	5-2	1	20	11	39.0	46	11	1.54
MW	5.60	2-1	0	6	4	10.0	12	5	1.70
Career	3.69	5-2	1	28	11	55.0	55	14	1.55

Career: Joined the Aztecs in the spring after playing last year at Arkansas... **2022:** Is 5-2 with a save in 39.0 innings... Has combined on three shutouts... Had career-long 10.0 scoreless inning streak from Feb. 13-19... CH 6 Ks at UCSD (4/20)... **ARKANSAS:** Was 0-0 with a 2.62 ERA over 16 innings... **HS:** Recorded a 1.90 career era at Lexington HS, leading team to 2019 state title.



#21 **DANI MARTINEZ**

^JR | P | 5-7 | R/R | Bellflower, Calif. | Richard Gahr HS/Cal State Fullerton

	ERA	W-L	SV	APP	GS	IP	SO	BB	WHIP
2022	3.34	4-2	0	17	4	44.0	29	5	0.86
MW	1.66	1-0	0	5	1	12.2	9	10	0.49
Career	2.81	32-15	6	91	43	316.2	243	105	1.11

Career: Joined SDSU in the spring from CS Fullerton... **2022:** NCAA ranks: 10th in BB/7 IP (0.80) & 29th in K-to-BB (5.80)... Is 1-0 w/ a 1.66 ERA in 12.2 IP (.122 avg.) in MW play... **CSF:** Spent 3 seasons at CSF, going 28-13 w/ a 2.72 ERA in 272.2 IP, striking out 214... 2019 all-region 2nd team & Big West Freshman Pitcher of the Year.



#26 **KIYRA MOODY** (KEY-air-uh)

FR | UTIL | 5-9 | R/R | Chula Vista, Calif. | Mater Dei Catholic HS

	AVG.	OB%	SLG%	H	R	2B	3B	HR	RBI	SB
2022	--	--	--	--	--	--	--	--	--	--
MW	--	--	--	--	--	--	--	--	--	--
Career	--	--	--	--	--	--	--	--	--	--

2022: Has yet to play in a game this season... Likely will redshirt... **HS:** Led Mater Dei Catholic to a 26-2 record last year, including a 10-0 victory over Rancho Buena Vista in the CIF Championship... According to MaxPreps, she hit .323 for her career with five home runs, 59 runs, 49 RBIs and 15 doubles... Also played volleyball at MDCS.

AZTEC STARTS

Overall (42)

- (Team's record in parenthesis)
 42: Mac Barbara (30-12), Jillian Celis (30-12)
 41: Alexa Schultz (30-11)
 40: Bella Espinoza (28-12)
 39: AJ Murphy (27-12)
 37: Danielle Romanello (26-11)
 31: Makena Brocki (24-7), Taylor Adams (23-8)
 21: Maggie Balint (16-5)
 19: Jessica Cordola (13-6)
 18: Jeweliana Perez (13-5)
 14: Nicole Siess (12-2)
 11: Allie Light (8-3), Macey Keester (6-5)
 7: Shaylan Whatman (5-2),
 6: Dee Dee Hernandez (3-3), Elianna Reyes (3-3)
 4: Dani Martinez (3-1)

Consecutive

- (Team's record in parenthesis)
 114: Jillian Celis (75-39)
 42: Mac Barbara (30-12)
 33: AJ Murphy (23-10)
 22: Alexa Schultz (18-4)
 16: Makena Brocki (14-2)
 10: Danielle Romanello (8-2)
 5: Taylor Adams (4-1)
 2: Dani Martinez (2-0)
 1: Jeweliana Perez (1-0), Shaylan Whatman (1-0)

By Position (42)

- (Team's record in parenthesis)
 P: Maggie Balint - 21 (16-5), Allie Light - 11 (8-3), Dee Dee Hernandez - 6 (3-3), Dani Martinez - 4 (3-1)
 C: Danielle Romanello - 25 (20-5), Mac Barbara - 16 (10-6), Shaylan Whatman - 1 (0-1)
 1B: Taylor Adams - 26 (19-7), Jessica Cordola - 14 (9-5), Jeweliana Perez - 2 (2-0)
 2B: Jillian Celis - 30 (21-9), Bella Espinoza - 12 (9-3)
 SS: AJ Murphy - 30 (21-9), Jillian Celis - 12 (9-3)
 3B: Makena Brocki - 25 (18-7), AJ Murphy - 9 (6-3), Shaylan Whatman - 6 (5-1), Jessica Cordola - 2 (1-1)
 LF: Alexa Schultz - 16 (13-3), Makena Brocki - 6 (6-0), Elianna Reyes - 6 (3-3), Bella Espinoza - 6 (2-4), Nicole Siess - 4 (4-0), Taylor Adams - 3 (2-1), Macey Keester - 1 (0-1)
 CF: Alexa Schultz - 25 (17-8), Nicole Siess - 10 (8-2), Macey Keester - 7 (5-2)
 RF: Bella Espinoza - 22 (17-5), Jeweliana Perez - 16 (11-5), Macey Keester - 3 (1-2), Danielle Romanello - 1 (1-0)
 DP: Mac Barbara - 26 (20-6), Danielle Romanello - 11 (5-6), Jessica Cordola - 3 (3-0), Taylor Adams - 2 (2-0)

By Batting Order (42)

- (Team's record in parenthesis)
 Leadoff: Jillian Celis - 18 (11-7), Bella Espinoza - 16 (12-4), Mac Barbara - 7 (7-0), Jeweliana Perez - 1 (0-1)
 2nd: Jillian Celis - 14 (12-2), Bella Espinoza - 11 (8-3), Alexa Schultz - 9 (5-4), Mac Barbara - 8 (5-3)
 3rd: Mac Barbara - 17 (9-8), Alexa Schultz - 11 (10-1), Jillian Celis - 9 (6-3), Jeweliana Perez - 4 (4-0), Jessica Cordola - 1 (1-0)
 Cleanup: Danielle Romanello - 12 (9-3), Mac Barbara - 10 (9-1), Jessica Cordola - 7 (3-4), Alexa Schultz - 6 (4-2), Taylor Adams - 4 (3-1), Jeweliana Perez - 2 (1-1), Jillian Celis - 1 (1-0)
 5th: Taylor Adams - 9 (7-2), Jessica Cordola - 8 (7-1), Danielle Romanello - 8 (4-4), AJ Murphy - 7 (7-0), Alexa Schultz - 6 (4-2), Jeweliana Perez - 3 (1-2), Bella Espinoza - 1 (0-1)
 6th: Makena Brocki - 8 (7-1), AJ Murphy - 7 (6-1), Bella Espinoza - 7 (5-2), Jeweliana Perez - 6 (5-1), Danielle Romanello - 5 (2-3), Alexa Schultz - 4 (3-1), Taylor Adams - 2 (1-1), Jessica Cordola - 2 (1-1), Shaylan Whatman - 1 (0-1)
 7th: Makena Brocki - 11 (9-2), Taylor Adams - 7 (5-2), AJ Murphy - 7 (3-4), Danielle Romanello - 6 (5-1), Bella Espinoza - 5 (3-2), Alexa Schultz - 4 (3-1), Jeweliana Perez - 1 (1-0), Shaylan Whatman - 1 (1-0)
 8th: AJ Murphy - 18 (11-7), Danielle Romanello - 6 (6-0), Taylor Adams - 5 (4-1), Makena Brocki - 5 (3-2), Macey Keester - 2 (2-0), Nicole Siess - 2 (1-1), Shaylan Whatman - 2 (1-1), Jessica Cordola - 1 (1-0), Jeweliana Perez - 1 (1-0)
 9th: Nicole Siess - 12 (11-1), Macey Keester - 9 (4-5), Makena Brocki - 7 (5-2), Elianna Reyes - 6 (3-3), Taylor Adams - 4 (3-1), Shaylan Whatman - 3 (3-0), Alexa Schultz - 1 (1-0)

MISCELLANEOUS STATS

Multi-Hit Games

Player	2 Hits	3 Hits	4 Hits	5+ Hits	Total
Bella Espinoza	14	2	1	-	17
Mac Barbara	11	4	-	-	15
Jillian Celis	8	3	1	-	12
AJ Murphy	7	-	-	-	7
Makena Brocki	6	-	-	-	6
Taylor Adams	4	1	-	-	5
Alexa Schultz	4	1	-	-	5
Danielle Romanello	5	-	-	-	5
Jessica Cordola	2	-	-	-	2
Jeweliana Perez	2	-	-	-	2
Nicole Siess	2	-	-	-	2
Macey Keester	1	-	-	-	1
Elianna Reyes	1	-	-	-	1
13 Players	67	11	2	0	80

Multi-RBI Games

Player	2 RBIs	3 RBIs	4 RBIs	5+ RBIs	Total
Mac Barbara	7	4	3	-	14
Danielle Romanello	4	-	1	-	5
Makena Brocki	3	2	-	-	5
Jillian Celis	4	1	-	-	5
Alexa Schultz	4	1	-	-	5
AJ Murphy	4	-	-	-	4
Taylor Adams	2	-	1	-	3
Jessica Cordola	2	1	-	-	3
Nicole Siess	-	1	-	-	1
Bella Espinoza	1	-	-	-	1
10 Players	31	10	5	0	46

Multi-Run Games

Player	2 Runs	3 Runs	4 Runs	5 Runs	Total
Bella Espinoza	7	-	-	-	7
Jillian Celis	3	1	-	-	4
Mac Barbara	2	-	-	-	2
Danielle Romanello	2	-	-	-	2
Alexa Schultz	2	-	-	-	2
Taylor Adams	1	-	-	-	1
Makena Brocki	1	-	-	-	1
Jessica Cordola	1	-	-	-	1
AJ Murphy	1	-	-	-	1
Elianna Reyes	1	-	-	-	1
10 Players	21	1	0	0	22

Tying RBIs/Runs (a run that ties the game up for SDSU)

Player	TIE RBIs	TIE Runs	TIE Plays
Jillian Celis	3	2	5
Mac Barbara	2	1	3
AJ Murphy	1	2	3
Nicole Siess	1	2	3
Audrey Kull	1	2	2
Jessica Cordola	1	-	1
Danielle Romanello	1	-	1
Alexa Schultz	1	-	1
Taylor Adams	1	1	1
Makena Brocki	-	1	1
Macey Keester	-	1	1
11 Players	10	12	22

Go-Ahead RBIs/Runs (a run that puts SDSU in the lead)

Player	GA RBIs	GA Runs	GA Plays
Mac Barbara	10	4	14
Alexa Schultz	6	4	10
Bella Espinoza	6	9	9
Danielle Romanello	6	2	8
Jillian Celis	2	6	8
AJ Murphy	4	2	6
Taylor Adams	2	2	4
Nicole Siess	1	3	4
Jessica Cordola	3	-	3
Makena Brocki	2	1	3
Macey Keester	-	3	3
Elianna Reyes	-	2	2
Audrey Kull	-	1	1
13 Players	36	39	75

Game-Winning RBIs/Runs (a run that is 1 more than the other team's final score)

Player	GW RBIs	GW Runs	GW Plays
Mac Barbara	9	-	9
Jillian Celis	1	7	8
Bella Espinoza	1	7	7
Alexa Schultz	3	4	7
Taylor Adams	3	2	5
Makena Brocki	2	2	4
AJ Murphy	2	2	4
Nicole Siess	2	2	4
Danielle Romanello	2	1	3
Jessica Cordola	2	-	2
Macey Keester	1	2	2
Jeweliana Perez	1	-	1
Elianna Reyes	-	1	1
13 Players	27	30	57

Walk-Off RBIs/Runs (a run that ends the game on that play)

Player	WO RBIs	WO Runs	WO Plays
Taylor Adams	1	-	1
Mac Barbara	1	-	1
Nicole Siess	1	-	1
Jillian Celis	-	1	1
Elianna Reyes	-	1	1
Alexa Schultz	-	1	1
4 Players	2	2	4



#15 AJ MURPHY

FR | IF | 5-11 | R/R | Goodyear, Ariz. | Millennium HS

	AVG.	OB%	SLG%	H	R	2B	3B	HR	RBI	SB
2022	.269	.316	.356	28	13	3	0	2	17	1
MW	.277	.286	.362	13	3	2	0	1	6	0
Career	.269	.316	.356	28	13	3	0	2	17	1

2022: Has started 39 of 42 games, including 30 at shortstop & nine at third base... Is 28-for-104 with two home runs, 17 RBIs and 13 runs this year... Was 0-for-11 in first six starts and 28-for-93 (.301) since... MW FatW (4/12) for play at UNLV (4-for-10, 2 RBI, 1 R)... **HS:** Prepped at Millennium High School in Arizona, where she earned first-team All-West Valley Preps.



#9 ALEXIS OTERO

JR | IF | 5-5 | R/R | Chula Vista, Calif. | Eastlake HS/Quinnipiac Univ.

	AVG.	OB%	SLG%	H	R	2B	3B	HR	RBI	SB
2022	--	--	--	--	--	--	--	--	--	--
MW	--	--	--	--	--	--	--	--	--	--
Career	.222	.272	.309	36	16	8	0	2	25	1

Career: Spent two years at Quinnipiac University in Connecticut... 2022: Has yet to play in a game this year... **QUINNIPIAC:** Batted .222 (36-for-162) with two home runs, 25 RBIs, 16 runs and nine walks... Named to 2019 MAAC All-Rookie Team after starting 49 times at first base... **HS:** Prepped at nearby Eastlake High School.



#7 JEWELIANA PEREZ

SO | IF | 5-7 | L/R | Merced, Calif. | Merced HS

	AVG.	OB%	SLG%	H	R	2B	3B	HR	RBI	SB
2022	.204	.350	.224	10	3	1	0	0	1	0
MW	.000	.250	.000	0	0	0	0	0	0	0
Career	.266	.373	.287	25	8	2	0	0	7	2

Career: Has started 38 of her 52 career appearances... 2022: Is 10-for-49 with nine walks, starting 18 of 36 games (16 in RF, 2 at 1B)... 2021: Started 20 games and played in 26 as a freshman, leading the Aztecs with a .333 average (15-for-45), while owning a .400 on-base mark... **HS:** 3x 1st-team all-league... Batted .488 for career.



#57 ALYSSA PINTO

^SO | UTIL | 5-5 | L/L | Lodi, Calif. | Lodi HS/Consumes River College

	AVG.	OB%	SLG%	H	R	2B	3B	HR	RBI	SB
2022	--	--	--	--	--	--	--	--	--	--
MW	--	--	--	--	--	--	--	--	--	--
Career	.308	.357	.308	4	0	0	0	0	3	0

Career: Is expected to miss the season with an injury... 2022: Has not played... 2021: Batted .308 (4-for-13) with 3 RBIs in 5 starts before suffering a season-ending injury... **CONSUMES RIVER COLLEGE:** Hit .245 (13-for-53) in 20 games in COVID shortened yr... **OLE MISS:** 1-for-3 before SE inj... **HS:** Played at numerous high schools because of father's military career.



#8 ELIANNA REYES

SO | OF | 5-4 | L/R | Los Angeles, Calif. | Eagle Rock HS

	AVG.	OB%	SLG%	H	R	2B	3B	HR	RBI	SB
2022	.211	.250	.211	4	11	0	0	0	2	5
MW	--	--	--	0	7	0	0	0	0	2
Career	.200	.238	.200	4	20	0	0	0	2	10

Career: Has played in 55 games (mostly as PR) with 6 starts... 2022: Is 4-for-19 with 11 runs, 2 RBIs & 5 stolen bases in 28 games & 1st 6 starts... 2021: Played in 26 games, mainly as a pinch runner, scoring 9 runs with 5 stolen bases... **HS:** Was a 3-time all-league selection over her HS career at Eagle Rock & Alhambra, combining for 28 HR, 80 RBIs & 93 runs.



#22 DANIELLE ROMANELLO (ROH-mah-nello)

SR | UTIL/C | 5-9 | L/R | St. Petersburg, Fla. | Canterbury HS/Florida

	AVG.	OB%	SLG%	H	R	2B	3B	HR	RBI	SB
2022	.241	.301	.411	27	8	5	1	4	19	0
MW	.244	.279	.341	10	1	2	1	0	4	0
Career	.227	.323	.389	83	34	19	2	12	53	0

Career: 163 career GP (112 GS)... 2022: Is 27-for-112 with 4 HR & 19 RBIs... Has 6 go-ahead RBIs... 2021: Batted .260 (32-for-123) w/ 2 HR, 16 RBIs, 14 R & team-high 21 BB... 1 of 2 Aztecs to start all 44 games... **FLORIDA:** Batted .185 (24-for-130) w/ 5 HR, 18 RBIs, 12 R, 5 2B & a 3B in 2 yrs at Florida... **HS:** Was a 4x all-state selection at Canterbury HS in Fla.



#11 ALEXA SCHULTZ

^SR | OF | 5-5 | R/R | Los Alamitos, Calif. | Univ. of Oklahoma

	AVG.	OB%	SLG%	H	R	2B	3B	HR	RBI	SB
2022	.254	.354	.333	32	23	7	0	1	19	11
MW	.222	.304	.280	11	6	0	0	1	9	5
Career	.251	.343	.406	86	61	18	1	11	63	17

Career: Has 108 career starts & 169 games... 2022: Is 32-for-126 w/ 1 HR, 23 R, 19 RBI & 11 SB (T-4th in MW)... 2021: Batted .270 w/ 9 HR (T-6th in MW), 26 RBIs & 20 R... 2020: .266, 15 RBI, 11 R & 4 2B... **OU:** Helped Oklahoma to back-to-back WCWS appearances (2018-19)... Played in 60 games w/ 1 start... **HS:** Led Los Alamitos HS to a national title in 2017.



#4 NICOLE SIESS (cease (like cease to exist))

SR | OF | 5-9 | R/R | Chino Hills, Calif. | Rosary HS/Mt. SAC

	AVG.	OB%	SLG%	H	R	2B	3B	HR	RBI	SB
2022	.214	.353	.333	9	14	2	0	1	9	7
MW	.235	.409	.294	4	6	1	0	0	3	3
Career	.199	.318	.358	30	41	4	4	4	22	15

Career: Has 60 career starts & 98 GP... 2022: Is 9-for-42 w/ a HR, 9 RBIs & 14 R... .409 OB% in MW play... 2021: Batted .211 w/ 2 HR, 11 RBI, 22 R, 7 SB & 4 3B (T-5th in SDSU history)... **MT. SAC:** Hit .518 (29-for-56) w/ 7 HR, 29 RBIs & 26 R as Mt. SAC was 18-1 before COVID... **PURDUE:** Was 2-for-19 in 22 GP (12 GS) at Purdue... **HS:** 4x all-league pick at Rosary HS.



#2 LOGANNE STEPP (Low-gan (rhymes with can))

FR | P/UTIL | 5-4 | L/R | Chandler, Ariz. | Hamilton HS

	AVG.	OB%	SLG%	H	R	2B	3B	HR	RBI	SB
2022	--	--	--	--	--	--	--	--	--	--
MW	--	--	--	--	--	--	--	--	--	--
Career	--	--	--	--	--	--	--	--	--	--

2022: Has yet to play in a game this season... Likely will redshirt... **HS:** Had dominant career at Hamilton HS in Chandler, Ariz., going 31-6 in the circle with a 1.47 ERA and 327 strikeouts against 43 walks in 232.2 IP... At the plate was 73-for-223 (.327) with four home runs, 34 RBIs and 73 runs.



#24 SHAYLAN WHATMAN (WATT-man) SO | IF | 5-7 | Penrith, NSW, Australia | Caroline Chisholm College/Pensacola State

	AVG.	OB%	SLG%	H	R	2B	3B	HR	RBI	SB
2022	.200	.310	.280	5	3	2	0	0	0	1
MW	.000	.000	.000	0	0	0	0	0	0	0
Career	.200	.310	.280	5	3	2	0	0	0	1

Career: Came to SDSU after spending one year at Pensacola State (JUCO)... 2022: Is 5-for-25 w/ 4 BB & a 3 R in 17 games (7 GS)... **PS:** Batted .368 (42-for-114) w/ 10 HR, 31 RBIs & 32 R for Pensacola State, which went 30-9 & made FCSAA State/NJCAA Districts... **HS:** Played on the U19s Australian Junior National Team at the 2019 ISF Junior World Championship.

SEASON HIGHS/CAREER HIGHS

#99 • TAYLOR ADAMS

	Season	Career
Runs	2 vs. Stony Brook, 3/6	3 vs. UC Davis, 2/20/21 (G1)
Hits	3 vs. UIC, 2/11	4 - 2 times
RBI's	4 vs. Colorado St., 3/20	4 - 3 times
Walks	3 vs. Southern Utah, 2/19	3 - 3 times
Stolen Bases	1 - 6 times	2 vs. California Baptist, 3/6/21
Hitting Streak	4 - Feb. 26-March 6	9 - March 15-31, 2019
Reached Base	6 - 2 times	11 - Feb. 8-22, 2018

#23 • MAGGIE BALINT

	Season	Career
Innings Pitched	8.0 - 2 times	9.0 vs. Wisconsin, 2/21/20
Strikeouts	14 vs. Cal Baptist, 2/20	14 vs. Cal Baptist, 2/20/22
Scoreless IP	18.0 - March 5-12	32.2 - March 17-April 8, 2017
Win Streak	6 - March 11-April 8	16 - Feb. 9-April 2, 2017

#31 • MAC BARBARA

	Season	Career
Runs	2 - 2 times	2 - 2 times
Hits	3 - 3 times	3 - 3 times
RBI's	4 - 2 times	4 - 2 times
Walks	2 - 8 times	2 - 8 times
Stolen Bases	1 - 5 times	1 - 5 times
Hitting Streak	13 - March 4-25	13 - March 4-25, 2022
Reached Base	36 - Feb. 17-current	36 - Feb. 17, 2022-current

#1 • MAKENA BROCKI

	Season	Career
Runs	2 vs. Colorado St., 3/20	2 - 2 times
Hits	2 - 6 times	2 - 10 times
RBI's	3 - 2 times	3 - 2 times
Walks	2 vs. Boise St., 4/14	2 vs. Boise St., 4/14/22
Stolen Bases	1 - 5 times	1 - 6 times
Hitting Streak	8 - Feb. 18-March 4	8 - Feb. 18-March 4, 2022
Reached Base	9 - Feb. 18-March 5	9 - Feb. 18-March 5, 2022

#10 • JILLIAN CELIS

	Season	Career
Runs	3 vs. CSUN, 3/12	3 - 3 times
Hits	4 vs. CSUN, 3/12	4 vs. CSUN, 3/12/22
RBI's	3 vs. Washington, 2/25	4 at Cal St. Fullerton, 3/9/21 (G2)
Walks	1 - 9 times	3 at Long Beach St., 3/8/20
Stolen Bases	1 - 6 times	1 - 12 times
Hitting Streak	10 - Feb. 17-26	10 - Feb. 17-26, 2022
Reached Base	11 - Feb. 16-26	11 - Feb. 16-26, 2022

#14 • JESSICA CORDOLA

	Season	Career
Runs	2 vs. Colorado St., 3/20	2 vs. Colorado St., 3/20/22
Hits	2 - 2 times	3 vs. Cal Poly, 2/24/19
RBI's	3 vs. Army WP, 2/19	3 vs. Army West Point, 2/19/22
Walks	1 - 2 times	1 - 3 times
Stolen Bases	-	1 at San Diego, 2/17/21 (G2)
Hitting Streak	3 - 2 times	4 - Feb. 17-26, 2021
Reached Base	6 - Feb. 26-March 6	6 - Feb. 26-March 6, 2022

#16 • BELLA ESPINOZA

	Season	Career
Runs	2 - 7 times	2 - 7 times
Hits	4 vs. Colorado St., 3/19 (G1)	4 vs. Colorado St., 3/19/22 (G1)
RBI's	2 vs. Stony Brook, 3/6	2 vs. Stony Brook, 3/6/22
Walks	1 - 8 times	1 - 8 times
Stolen Bases	3 vs. Cal Baptist, 2/20	3 vs. California Baptist, 2/20/22
Hitting Streak	12 - Feb. 26-March 19	7 - Feb. 26-March 19, 2022
Reached Base	14 - Feb. 26-March 20	14 - Feb. 26-March 20, 2022

#33 • DEE DEE HERNANDEZ

	Season	Career
Innings Pitched	6.2 at Fresno St., 3/27	6.2 at Fresno St., 3/27/22
Strikeouts	8 vs. CSUN, 2/17	8 vs. CSUN, 2/17/22
Scoreless IP	13.2 - Feb. 17-25	13.2 - Feb. 17-25, 2022
Win Streak	6 - March 11-current	6 - March 11, 2022-current

#25 • MACEY KEESTER

	Season	Career
Runs	1 - 12 times	1 - 17 times
Hits	2 vs. UC Davis, 2/24	2 vs. UC Davis, 2/24/22
RBI's	1 vs. Southern Utah, 2/19	1 vs. Southern Utah, 2/19/22
Walks	2 vs. Boise St., 4/15	2 vs. Boise State, 4/15/22
Stolen Bases	1 - 2 times	1 - 4 times
Hitting Streak	2 - 2 times	2 - 2 times
Reached Base	2 - 3 times	2 - 3 times

#3 • AUDREY KULL

	Season	Career
Runs	1 - 9 times	1 - 9 times
Hits	-	-
RBI's	-	-
Walks	-	-
Stolen Bases	1 - 5 times	1 - 5 times
Hitting Streak	-	-
Reached Base	-	-

#43 • ALLIE LIGHT

	Season	Career
Innings Pitched	4.0 - 2 times	4.0 - 2 times
Strikeouts	6 at UC San Diego, 4/20	6 at UC San Diego, 4/20/22
Scoreless IP	10.0 - Feb. 13-19	10.0 - Feb. 13-19, 2022
Win Streak	2 - 2 times	2 - 2 times

#12 • DANI MARTINEZ

	Season	Career
Innings Pitched	6.1 vs. UIC, 2/12	9.0 vs. Cal Poly, 5/4/19
Strikeouts	4 - 2 times	11 vs. Cal Poly, 5/4/19
Scoreless IP	6.0 - April 14-current	13.1 - April 13-19, 2019
Win Streak	2 - Feb. 19-25	2 - Feb. 19-25, 2022

#26 • KIYRA MOODY

	Season	Career
Runs	-	-
Hits	-	-
RBI's	-	-
Walks	-	-
Stolen Bases	-	-
Hitting Streak	-	-
Reached Base	-	-

#15 • AJ MURPHY

	Season	Career
Runs	2 vs. Southern Utah, 2/19	2 vs. Southern Utah, 2/19/22
Hits	2 - 7 times	2 - 7 times
RBI's	2 - 4 times	2 - 4 times
Walks	1 - 5 times	1 - 5 times
Stolen Bases	1 vs. UIC, 2/11	1 vs. UIC, 2/11/22
Hitting Streak	7 - April 3-16	7 - April 3-16, 2022
Reached Base	7 - April 3-16	7 - April 3-16, 2022

#9 • ALEXIS OTERO

	Season	Career
Runs	-	3 vs. Akron, 2/16/19
Hits	-	3 at Central Conn. St., 3/20/19
RBI's	-	3 - 2 times
Walks	-	1 - 9 times
Stolen Bases	-	1 vs. Sacramento St., 2/22/20
Hitting Streak	-	5 - 2 times
Reached Base	-	5 - 2 times

#7 • JEWELIANA PEREZ

	Season	Career
Runs	1 - 3 times	2 vs. San Jose St., 4/18/21
Hits	2 - 2 times	3 at Boise St., 4/3/21
RBI's	1 vs. UIC, 2/11	2 vs. New Mexico, 5/1/21 (G2)
Walks	3 vs. San Diego, 2/16	3 vs. San Diego, 2/16/22
Stolen Bases	-	1 - 2 times
Hitting Streak	3 - Feb. 10-11	6 - April 17-25, 2021
Reached Base	4 - Feb. 25-March 4	6 - April 17-25, 2021

#57 • ALYSSA PINTO

	Season	Career
Runs	-	-
Hits	-	3 at UC Santa Barbara, 4/10 (G2)
RBI's	-	2 at UC Santa Barbara, 4/10 (G2)
Walks	-	1 at UC Santa Barbara, 4/11
Stolen Bases	-	-
Hitting Streak	-	2 - April 10, 2021-current
Reached Base	-	2 - April 10, 2021-current

#8 • ELIANNA REYES

	Season	Career
Runs	2 vs. Southern Utah, 2/19	2 vs. Southern Utah, 2/19/22
Hits	2 vs. Southern Utah, 2/19	2 vs. Southern Utah, 2/19/22
RBI's	1 - 2 times	1 - 2 times
Walks	1 vs. Southern Utah, 2/19	1 vs. Southern Utah, 2/19/22
Stolen Bases	1 - 5 times	1 - 10 times
Hitting Streak	1 - 3 times	1 - 3 times
Reached Base	1 - 3 times	1 - 3 times

#22 • DANIELLE ROMANELLO

	Season	Career
Runs	2 - 2 times	2 - 5 times
Hits	2 - 4 times	3 vs. Saint Mary's, 3/14/21
RBI's	4 vs. Cal Poly, 2/13	4 - 2 times
Walks	1 - 9 times	2 - 7 times
Stolen Bases	-	-
Hitting Streak	4 - 2 times	6 - April 18-May 1, 2021
Reached Base	5 - Feb. 24-26	7 - Feb. 26-March 9, 2021

#11 • ALEXA SCHULTZ

	Season	Career
Runs	2 - 2 times	2 - 9 times
Hits	3 at Fresno St., 3/26	3 at Fresno St., 3/26/22
RBI's	3 at Fresno St., 3/26	4 at California Baptist, 3/5/21
Walks	1 - 14 times	3 at Colorado St., 5/8/21 (G2)
Stolen Bases	3 vs. Boise St., 4/15	3 vs. Boise St., 4/15/22
Hitting Streak	7 - Feb. 18-25	7 - Feb. 18-25, 2022
Reached Base	10 - Feb. 16-25	11 - April 10-May 8, 2021

#4 • NICOLE SIESS

	Season	Career
Runs	1 - 14 times	2 - 4 times
Hits	2 - 2 times	2 - 6 times
RBI's	3 vs. Army WP, 2/18	3 - 3 times
Walks	1 - 9 times	3 at Nevada, 3/20/21 (G1)
Stolen Bases	1 - 7 times	2 - 2 times
Hitting Streak	2 - 2 times	4 - April 17-24, 2021
Reached Base	9 - March 5-April 8	8 - March 5-April 8, 2022

#2 • LOGANNE STEPP

	Season	Career
Runs	-	-
Hits	-	-
RBI's	-	-
Walks	-	-
Stolen Bases	-	-
Hitting Streak	-	-
Reached Base	-	-

#24 • SHAYLAN WHATMAN

	Season	Career
Runs	1 - 3 times	1 - 3 times
Hits	1 - 5 times	1 - 5 times
RBI's	-	-
Walks	2 vs. CSUN, 3/12	2 vs. CSUN, 3/12/22
Stolen Bases	1 vs. Weber St., 3/11	1 vs. Weber St., 3/11/22
Hitting Streak	2 - 2 times	2 - 2 times
Reached Base	4 - March 10-13	4 - March 10-13, 2022

2022 HOME RUNS

No.	Player	Gm#	Year Total	Date	Opponent	On	Inning	Outs	Count
1	Mac Barbara	1	1	Feb. 10	Middle Tennessee	0	4	1	1-0
2	Taylor Adams	1	1	Feb. 10	Middle Tennessee	0	4	2	1-1
3	Jessica Cordola	4	1	Feb. 12	UIC	1	6	1	0-0
4	Mac Barbara	4	2	Feb. 12	UIC	0	7	0	3-1
5	Danielle Romanello	5	1	Feb. 13	Cal Poly	1	2	1	1-0
6	Danielle Romanello	5	2	Feb. 13	Cal Poly	1	6	2	0-1
7	Mac Barbara	7	3	Feb. 17	CSUN	0	4	0	1-1
8	Nicole Siess	8	1	Feb. 18	Army West Point	1	2	1	2-2
9	Jessica Cordola	9	2	Feb. 19	Army West Point	2	1	2	0-0
10	Mac Barbara	10	4	Feb. 19	Southern Utah	2	2	0	2-1
11	Mac Barbara	12	5	Feb. 24	vs. Cal State Fullerton	1	7	2	1-1
12	Danielle Romanello	13	3	Feb. 24	vs. UC Davis	0	2	0	1-0
13	Makena Brocki	14	1	Feb. 25	vs. Northwestern	1	4	2	0-0
14	Mac Barbara	14	6	Feb. 25	vs. Northwestern	1	5	1	1-1
15	Mac Barbara	15	7	Feb. 26	vs. Missouri	0	5	0	2-1
16	Mac Barbara	19	8	March 5	Yale	0	5	2	0-0
17	Taylor Adams	21	2	March 6	Stony Brook	0	3	0	1-2
18	Mac Barbara	21	9	March 6	Stony Brook	0	3	2	2-0
19	Mac Barbara	21	10	March 6	Stony Brook	2	6	1	3-0
20	AJ Murphy	24	1	March 11	vs. Weber State	1	6	0	1-2
21	AJ Murphy	27	2	March 19	Colorado State* (G1)	1	3	1	2-0
22	Mac Barbara	27	11	March 19	Colorado State* (G1)	0	5	1	1-2
23	Mac Barbara	29	12	March 20	Colorado State*	3	1	0	0-0
24	Taylor Adams	29	3	March 20	Colorado State*	2	2	2	0-0
25	Alexa Schultz	30	1	March 25	at Fresno State*	0	3	2	0-0
26	Mac Barbara	30	13	March 25	at Fresno State*	1	8	2	2-0
27	Taylor Adams	39	4	April 14	Boise State*	0	4	2	1-1
28	Danielle Romanello	42	4	April 20	at UC San Diego	0	4	0	3-1

LEADOFF HOMERS (0):

BACK-TO-BACK HOMERS (0):

GRAND SLAMS (1): Mac Barbara vs. Colorado State (March 29)

PINCH-HIT HOMERS (1): Jessica Cordola vs. UIC (Feb. 12)

WALK-OFF HOMERS (0):

MULTI-HOMER GAMES (2): Danielle Romanello vs. Cal Poly (Feb. 13), Mac Barbara vs. Stony Brook (March 6)

SDSU Home Run Team Records

2015	63
2012	58
2017	45
2013	45

2022 SDSU Home Runs By the Number

Record when hitting 1+ home runs	12-7
Record when hitting 2+ home runs	7-1
Record when hitting 3+ home runs	1-0
Record when homerless	18-5

2022 SDSU Top Home Run Games

March 6 vs. Stony Brook	3
March 25 at Fresno State*	2
March 20 vs. Colorado State*	2
March 19 vs. Colorado State* (G1)	2
Feb. 24 vs. No. 18/15 Northwestern	2
Feb. 13 vs. Cal Poly	2
Feb. 12 vs. UIC	2
Feb. 10 vs. Middle Tennessee	2

2022 SDSU Individual Top HR Games

Mac Barbara vs. Stony Brook (March 6)	2
Danielle Romanello vs. Cal Poly (Feb. 13)	2

2022 SDSU Home Run Breakdown

at home	19
on road	3
neutral	6
vs. non-MW	21
vs. MW	7
solo	13
two-run	10
three-run	4
grand slam	1
1st inning	2
2nd inning	5
3rd inning	4
4th inning	6
5th inning	4
6th inning	4
7th inning	2
8th inning	1
with no outs	9
with one out	8
with two outs	11
0-0	7
1-0	3
2-0	3
3-0	1
0-1	1
1-1	5
2-1	2
3-1	2
0-2	0
1-2	3
2-2	1
3-2	0
Unknown	0

AZTEC SEASON RECORDS (*BOLD indicates happened in 2022*)

OFFENSIVE RECORDS

▷ **BATTING AVG.** (*min. 100 AB*)

1. Jenavee Peres (2017)	.454
2. Hayley Miles (2012)	.429
3. Zaria Meshack (2017)	.41497
4. Lorena Bauer (2015)	.41478
5. Kayla Jordan (2015)	.414
6. Mac Barbara (2022)	.403
7. Lorena Bauer (2013)	.401
8. Kellie Nordhagen (2000)	.389
9. Erin Floros (2006)	.388
10. Jessica Camello (2010)	.387

▷ **ON-BASE PCT.** (*min. 100 AB*)

1. Patrice Jackson (2014)	.523
2. Hayley Miles (2012)	.519
3. Sydnee Cable (2014)	.515
4. Mac Barbara (2022)	.506
5. Jenavee Peres (2017)	.492
6. Kayla Jordan (2015)	.489
7. Lorena Bauer (2015)	.488
8. Molly Sturdivant (2017)	.482
9. Erin Floros (2006)	.467
10. Brittany Knudsen (2007)	.464

▷ **SLUGGING PCT.** (*min. 100 AB*)

1. Hayley Miles (2012)	.909
2. Jenavee Peres (2017)	.840
3. Lorena Bauer (2015)	.835
4. Mac Barbara (2022)	.806
5. Patrice Jackson (2013)	.770
6. Lorena Bauer (2013)	.766
7. Patrice Jackson (2014)	.740
8. Lorena Bauer (2012)	.683
9. Molly Sturdivant (2017)	.664
10. Kayla Jordan (2015)	.660

▷ **OPS PCT. (OB% + SLG%)** (*min. 100 AB*)

1. Hayley Miles (2012)	1.428
2. Jenavee Peres (2017)	1.332
3. Lorena Bauer (2015)	1.323
4. Mac Barbara (2022)	1.312
5. Patrice Jackson (2014)	1.263
6. Lorena Bauer (2013)	1.228
7. Patrice Jackson (2013)	1.226
8. Kayla Jordan (2015)	1.149
9. Molly Sturdivant (2017)	1.146
10. Lorena Bauer (2012)	1.053

▷ **GAMES PLAYED**

1. Barbara Mays (1985)	71
2. Shannon Mason (1985)	70
3. Joanne Vilarino (1985)	68
4. Katy Murphy (1985)	67
5. Sarah Hershman (2001)	65
6. Janna Kovensky (2001)	65
7. Kellie Nordhagen (2001)	65
8. Lori Turken (1985)	65
9. Tiffany Goudy (2002)	64
10. Sarah Hershman (2002)	64
Janna Kovensky (2002)	64
Kelcy Murphy (2002)	64
Tiffany Goudy (2001)	64
Lisa Michie (1985)	64

▷ **GAMES STARTED** (*since 1991*)

1. Janna Kovensky (2001)	65
2. Tiffany Goudy (2002)	64
Sarah Hershman (2002)	64
Tiffany Goudy (2001)	64
Kellie Nordhagen (2001)	64
6. Janna Kovensky (2002)	63
Kelcy Murphy (2002)	63
Kellie Nordhagen (2002)	63
Sarah Hershman (2001)	63
10. Erin Floros (2008)	61
Brittany Knudsen (2008)	61
Tamani Wells (2008)	61
Kellie Nordhagen (2000)	61

▷ **AT BATS**

1. Barb Mays (1985)	237
2. Kellie Nordhagen (2001)	218
3. Kellie Nordhagen (2002)	212
4. Kellie Nordhagen (2000)	208
5. Tiffany Goudy (2001)	201
6. Tonye McCorkle (2008)	197
7. Janna Kovensky (2002)	195
8. Tamani Wells (2008)	194
9. Kelley Santa Cruz (1997)	194
10. Tiffany Goudy (2002)	193
Janna Kovensky (2001)	193

▷ **RUNS**

1. Kayla Jordan (2015)	63
2. Hayley Miles (2012)	62
3. Jenavee Peres (2017)	56
4. Katie Byrd (2017)	42
5. Tiffany Goudy (2002)	41
6. Lorena Bauer (2015)	40
7. Kellie Nordhagen (2000)	40
8. Kayla Jordan (2013)	39
Brittany Knudsen (2008)	39
Brittany Knudsen (2007)	39

▷ **HITS**

1. Kellie Nordhagen (2000)	81
2. Kayla Jordan (2015)	79
3. Hayley Miles (2012)	75
4. Kellie Nordhagen (2001)	75
5. Jenavee Peres (2017)	74
6. Lorena Bauer (2015)	73
7. Tiffany Goudy (2002)	70
8. Lorena Bauer (2013)	67
9. Kellie Nordhagen (2002)	67
10. Samantha Camello (2016)	65

▷ **EXTRA-BASE HITS**

1. Hayley Miles (2012)	42
2. Lorena Bauer (2015)	35
3. Lorena Bauer (2013)	33
4. Jenavee Peres (2017)	29
5. Patrice Jackson (2013)	29
6. Kayla Jordan (2015)	28
7. Patrice Jackson (2014)	27
8. Mac Barbara (2022)	25
Lorena Bauer (2011)	25
10. Molly Sturdivant (2017)	22
Patrice Jackson (2012)	22

▷ **SINGLES**

1. Kellie Nordhagen (2000)	64
2. Kellie Nordhagen (2001)	63
3. Tamani Wells (2008)	61
4. Zaria Meshack (2017)	59
5. Joann Figueroa (2002)	55
6. Kellie Nordhagen (2002)	54
7. Brittany Knudsen (2007)	52
8. Joann Figueroa (2003)	52
9. Tiffany Goudy (2001)	51
Janna Kovensky (2004)	51
Erin Mahoney (2003)	51

Bella Espinoza (2022) 50

▷ **DOUBLES**

1. Hayley Miles (2012)	20
2. Kayla Jordan (2015)	18
Lorena Bauer (2013)	18
4. Katie Byrd (2017)	16
5. Lorena Bauer (2015)	15
6. Molly Sturdivant (2017)	14
Tiffany Goudy (2002)	14
Kellie Nordhagen (2000)	14
Shanon Pouelsen (1994)	14
10. Jillian Celis (2021)	13
Samantha Camello (2016)	13
Brittany Knudsen (2009)	13
Erin Floros (2006)	13
Meagan Hartung (2004)	13

▷ **TRIPLES**

1. Kayla Jordan (2013)	6
2. Kayla Jordan (2012)	5
Shanon Pouelsen (1993)	5
Stacy Goff (1987)	5
5. Jillian Celis (2022)	4
Nicole Siess (2021)	4
Lindsey Marquez (2011)	4
Tonye McCorkle (2009)	4
Tonye McCorkle (2008)	4
Tamani Wells (2007)	4
Tiffany Goudy (2002)	4
Kelcy Murphy (2002)	4
Six others tied at	4

Makena Brocki (2022) 3

▷ **HOME RUNS**

1. Hayley Miles (2012)	20
2. Lorena Bauer (2015)	19
3. Patrice Jackson (2013)	18
4. Patrice Jackson (2014)	17
5. Jenavee Peres (2017)	16
6. Lorena Bauer (2011)	15
7. Mac Barbara (2022)	13
Lorena Bauer (2013)	13
Lorena Bauer (2012)	13
10. Patrice Jackson (2012)	11

▷ **RUNS BATTED IN**

1. Lorena Bauer (2015)	67
2. Jenavee Peres (2017)	60
3. Mac Barbara (2022)	49
Patrice Jackson (2014)	49
Lorena Bauer (2013)	49
Hayley Miles (2012)	49
7. Jenavee Peres (2015)	48
Patrice Jackson (2013)	48
Lorena Bauer (2011)	48
10. Molly Sturdivant (2017)	45

▷ **TOTAL BASES**

1. Hayley Miles (2012)	159
2. Lorena Bauer (2015)	147
3. Jenavee Peres (2017)	137
4. Lorena Bauer (2013)	128
5. Kayla Jordan (2015)	126
6. Patrice Jackson (2013)	124
7. Patrice Jackson (2014)	114
8. Mac Barbara (2022)	104
9. Kayla Jordan (2013)	102
Kellie Nordhagen (2000)	102

▷ **WALKS**

1. Patrice Jackson (2014)	59
2. Hayley Miles (2014)	37
3. Sydnee Cable (2014)	36
4. Hayley Miles (2012)	34
5. Molly Sturdivant (2017)	30
6. Mac Barbara (2022)	28
Brittany Knudsen (2009)	28
Meagan Hartung (2004)	28
Anne Marie Riskey (1998)	28
10. Hayley Miles (2015)	27
Patrice Jackson (2013)	27
Brittany Knudsen (2008)	27

▷ **TIMES HIT BY PITCH** (*since 1981*)

1. Shelby Thompson (2021)	14
Sydnee Cable (2014)	14
3. Amber Grahman (2002)	8
4. Shelby Thompson (2020)	7
Molly Sturdivant (2019)	7
Taylor Adams (2018)	7
Shelby Thompson (2018)	7
8. Alexa Schultz (2022)	6
Danielle Romanello (2021)	6
Sydnee Cable (2016)	6
Kristen Carranza (2005)	6
Tashie Aguinaga (2001)	6
Robin Long (1989)	6
---	---
Jillian Celis (2022)	5

▷ **STOLEN BASES**

1. Gina Punaro (1997)	32
2. Tamani Wells (2008)	25
Kelley Santa Cruz (1997)	25
4. Kelley Santa Cruz (1996)	23
5. Kayla Jordan (2015)	21
Dominique Dinner (2014)	21
7. Kayla Jordan (2014)	20
Tami Simpson (1999)	20
Jennifer Hambly (1993)	20
10. Kiera Wright (2019)	19
Sarah Hershman (2002)	19
Janna Kovensky (2002)	19

▷ **STOLEN BASE %** (*since '83; min. 8 att*)

1. Lori Turken (1982)	1.000 (18/18)
Janna Kovensky (2004)	1.000 (17/17)
Taylor Adams (2021)	1.000 (9/9)
Jen Wisneski (2011)	1.000 (8/8)
Tami Simpson (1998)	1.000 (8/8)
6. Stefanie Quichocho-Rosario (2007)	.938
7. Aris Metcalfe (2018)	.923
Brittany Knudsen (2008)	.923
Meagan Hartung (2006)	.923
10. Kelley Santa Cruz (1996)	.920

▷ **SACRIFICE BUNTS**

1. Joanne Vilarino (1985)	28
2. Tracy Stowe (1992)	25
3. Tamani Wells (2008)	23
4. Joann Figueroa (2002)	21
5. Sarah Hershman (2001)	19
6. Anne Marie Riskey (1997)	18
Tracy Stowe (1991)	18
Cindy Moser (1984)	18
9. Bree Boyer (2004)	16
Erin Mahoney (2004)	16
Sarah Hershman (2002)	16

▷ **SACRIFICE FLIES** (*since 1983*)

1. Jenavee Peres (2017)	5
Molly Sturdivant (2017)	5
Molly Sturdivant (2016)	5
Robin Long (1987)	5
5. Sydnee Cable (2017)	4
Jaylene Ignacio (2017)	4
Lindsey Marquez (2008)	4
Kelly Bunker (1999)	4
9. Jillian Celis (2021)	3
Shelby Thompson (2019)	3
Taylor Stewart (2017)	3
Jenavee Peres (2015)	3
Patrice Jackson (2013)	3
Kamerin May (2013)	3
Patrice Jackson (2012)	3
Lorena Bauer (2011)	3
Justeen Maeva (2010)	3
Taryin Casillas (2007)	3
Joann Figueroa (2004)	3
Janna Kovensky (2002)	3
Tashie Aguinaga (2000)	3
Erryn Gutjahr (1999)	3
Stephanie Chapel (1990)	3

AJ Murphy (2022) 2

▷ **AB/STRIKEOUT** (*since '81; min. 100 AB*)

1. Trish Mang (1988)	124.00
2. Trish Mang (1987)	61.00
3. Jackie Eigner (1998)	51.00
4. Jennifer Hambly (1992)	36.00
5. Jennifer Woolery (1994)	33.25
6. Julie Caldwell (1989)	31.20
7. Tamani Wells (2007)	29.50
8. Erin Floros (2009)	28.75
9. Vanessa Villegas (2000)	25.60
10. Barbara Mays (1986)	24.29

AZTEC SEASON RECORDS CONTINUED

PITCHING RECORDS

▷ **WINS**

- Erica Romero (2015) 36
- Danielle O'Toole (2014) 31
- Christina Ross (2008) 30
- Sandra Durazo (2001) 30
- Samantha Beasley (2010) 29
- Sandra Durazo (2000) 25
- Christina Ross (2007) 23
- Rebecca Arbino (2013) 21
- Bailey Micetich (2011) 20
- Bre DeSanta (2002) 20

▷ **WIN PCT. (min. 12 decisions)**

- Celena Velasquez (2004) .762
- Danielle O'Toole (2014) .756
- Bre DeSanta (2003) .750
- Bailey Micetich (2009) .731
- Samantha Beasley (2010) .725
- Maggie Balint (2022)** .722
- Bre DeSanta (2002) .690
- Christina Ross (2008) .682
- Maggie Balint (2021) .680
- Bailey Micetich (2012) .680

▷ **EARNED RUN AVG. (min. 80 IP)**

- Patty Mackey (1983) 0.33
- Robyn Reid (1984) 0.45
- Lisa Perettie (1991) 0.71
- Patty Mackey (1982) 0.72
- Robyn Reid (1983) 0.78
- Christina Ross (2008) 1.00
- Patty Mackey (1980) 1.01
- Robyn Reid (1985) 1.08
- Lori Thompson (1985) 1.13
- Bre DeSanta (2003) 1.15

▷ **APPEARANCES**

- Erica Romero (2015) 56
- Christina Ross (2008) 52
- Danielle O'Toole (2014) 48
- Sandra Durazo (2001) 47
- Bre DeSanta (2002) 46
- Sandra Durazo (2000) 46
- Samantha Beasley (2010) 45
- Christina Ross (2007) 45
- Marissa Moreno (2018) 42
- Rebecca Arbino (2013) 42
- Bailey Micetich (2011) 42
- Celena Velasquez (2005) 42

▷ **GAMES STARTED**

- Erica Romero (2015) 47
- Sandra Durazo (2001) 40
- Christina Ross (2008) 38
- Marissa Moreno (2018) 37
- Danielle O'Toole (2014) 36
- Lisa Michie (1986) 34
- Samantha Beasley (2010) 33
- Christina Ross (2007) 33
- Michelle Wesson (1990) 33
- Karen McCormick (1992) 31
- Heidi Urban (1987) 31
- Robyn Reid (1985) 31

▷ **COMPLETE GAMES**

- Sandra Durazo (2001) 35
- Christina Ross (2008) 31
- Lisa Michie (1986) 30
- Erica Romero (2015) 28
- Michelle Wesson (1990) 28
- Danielle O'Toole (2014) 26
- Heidi Urban (1987) 26
- Robyn Reid (1985) 26
- Christina Ross (2007) 25
- Karen McCormick (1993) 24
- MarQuessa Penrod (1993) 24
- Karen McCormick (1992) 24

▷ **SOLO SHUTOUTS (since 1999)**

- Samantha Beasley (2010) 11
- Celena Velasquez (2005) 10
- Christina Ross (2008) 9
- Christina Ross (2007) 9
- Sandra Durazo (2001) 9
- Bre DeSanta (2003) 8
- Maggie Balint (2021) 7
- Danielle O'Toole (2014) 7
- Samantha Beasley (2009) 7
- Bailey Micetich (2009) 7

▷ **TOTAL SHUTOUTS**

- Samantha Beasley (2010) 14
- Christina Ross (2008) 14
- Celena Velasquez (2005) 12
- Danielle O'Toole (2014) 11
- Samantha Beasley (2009) 11
- Bailey Micetich (2009) 11
- Bre DeSanta (2003) 10
- Sandra Durazo (2001) 10
- Michelle Wesson (1990) 10
- Rebecca Arbino (2013) 9
- Christina Ross (2007) 9

▷ **SAVES**

- Maggie Balint (2022)** 6
- Samantha Beasley (2009) 6
- Celena Velasquez (2005) 6
- Bre DeSanta (2002) 6
- Alex Formby (2017) 5
- Alex Formby (2016) 5
- Celena Velasquez (2004) 5
- Marissa Moreno (2019) 4
- Rebecca Arbino (2012) 4
- Dee Dee Hernandez (2022)** 3
- Samantha Beasley (2011) 3
- Bailey Micetich (2010) 3
- Renae Mohamed (1997) 3

▷ **INNINGS PITCHED**

- Erica Romero (2015) 318.2
- Sandra Durazo (2001) 297.1
- Christina Ross (2008) 293.2
- Danielle O'Toole (2014) 256.2
- Lisa Michie (1986) 253.0
- Samantha Beasley (2010) 240.0
- Michelle Wesson (1990) 237.0
- Christina Ross (2007) 228.2
- Sandra Durazo (2000) 224.1
- Karen McCormick (1992) 219.1

▷ **STRIKEOUTS**

- Samantha Beasley (2010) 354
- Christina Ross (2008) 275
- Samantha Beasley (2009) 227
- Maggie Balint (2022)** 215
- Celena Velasquez (2005) 211
- Sandra Durazo (2001) 203
- Rebecca Arbino (2013) 201
- Christina Ross (2007) 201
- Bre DeSanta (2003) 199
- Bailey Micetich (2012) 198

▷ **K'S PER 7 INNINGS (min. 80 IP)**

- Maggie Balint (2022)** 10.72
- Samantha Beasley (2010) 10.32
- Melissa Owens (2007) 8.660
- Maggie Balint (2020) 8.656
- Samantha Beasley (2009) 8.45
- Bailey Micetich (2012) 8.30
- Bre DeSanta (2003) 7.90
- Celena Velasquez (2005) 7.83
- Samantha Beasley (2011) 7.62
- Cori Janelli (2005) 6.94

▷ **WALKS PER 7 INNINGS (min. 80 IP)**

- Cori Janelli (2004) 0.57
- Robyn Reid (1984) 0.65
- Celena Velasquez (2005) 0.78
- Vicki Benice (1986) 0.826
- Celena Velasquez (2003) 0.833
- Sara Ahern (1990) 0.86
- Renae Mohamed (1997) 0.90
- Patty Mackey (1983) 0.96
- Celena Velasquez (2004) 1.05
- Lisa Gonzales (1997) 1.07

▷ **K/BB RATIO (min. 80 IP)**

- Celena Velasquez (2005) 10.05
- Cori Janelli (2004) 8.50
- Robyn Reid (1984) 8.21
- Maggie Balint (2022)** 7.17
- Bailey Micetich (2012) 6.60
- Celena Velasquez (2003) 6.53
- Samantha Beasley (2010) 6.10
- Rebecca Arbino (2013) 5.91
- Melissa Owens (2007) 5.33
- Bailey Micetich (2009) 5.14

▷ **OPP. AVG. (min. 80 IP) (since 1991)**

- Samantha Beasley (2010) .173
- Celena Velasquez (2005) .1740
- Bre DeSanta (2003) .1744
- Maggie Balint (2022)** .176
- Maggie Balint (2020) .188
- Lisa Perettie (1991) .189
- Samantha Beasley (2009) .203
- Bre DeSanta (2002) .205
- Christina Ross (2008) .206
- Michelle Wesson (1991) .207

▷ **HITS PER 7 INNINGS (min. 80 IP)**

- Lori Thompson (1985) 4.04
- Bre DeSanta (2003) 4.12
- Patty Mackey (1982) 4.15
- Robyn Reid (1983) 4.23
- Patty Mackey (1983) 4.257
- Robyn Reid (1985) 4.260
- Robyn Reid (1984) 4.372
- Samantha Beasley (2010) 4.375
- Celena Velasquez (2005) 4.378
- Maggie Balint (2022)** 4.44

▷ **WHIP (Walks+Hits/IP) (min. 80 IP)**

- Robyn Reid (1984) 0.718
- Celena Velasquez (2005) 0.737
- Patty Mackey (1983) 0.744
- Lori Thompson (1985) 0.785
- Patty Mackey (1982) 0.788
- Robyn Reid (1983) 0.791
- Robyn Reid (1985) 0.806
- Maggie Balint (2022)** 0.848
- Lisa Perettie (1991) 0.854
- Lisa Mackey (1980) 0.862

DEFENSIVE RECORDS

▷ **FIELDING % (since '81, min. 120 chances)**

- Erin Floros (2009) 1.000 (281 ch.)
- Danielle Touhey (2003) 1.000 (251 ch.)
- Debbie Burford (1991) .998
- Danielle Romanello (2022)** .996
- Danielle Touhey (2005) .995
- Taylor Adams (2020) .9944
- Kristin May (2010) .9941
- Amber Grahman (2003) .9940
- Kathy Benson (1981) .9938
- Erin Floros (2006) .9932

▷ **CHANCES (since 1981)**

- Anna Mendez (1990) 594
- Stacy Goff (1987) 589
- Leslie Lung (1989) 577
- Summer Ehram (2002) 517
- Erryn Gutjahr (1997) 506
- Jacque Vaca (2003) 458
- Joanne Vilarino (1985) 457
- Summer Ehram (2001) 449
- Debbie Burford (1991) 424
- Leslie Lung (1988) 424

▷ **PUTOUTS (since 1981)**

- Anna Mendez (1990) 547
- Leslie Lung (1989) 532
- Stacy Goff (1987) 526
- Summer Ehram (2002) 465
- Erryn Gutjahr (1997) 455
- Jacque Vaca (2003) 404
- Debbie Burford (1991) 402
- Summer Ehram (2001) 393
- Leslie Lung (1988) 388
- Justeen Maeva (2012) 387

▷ **ASSISTS (since 1981)**

- Tashie Aguinaga (2001) 201
- Barbara Mays (1986) 201
- Julie Myers (1990) 197
- Kellie Eldredge (1987) 189
- Jackie Eigner (1997) 184
- Kelcy Murphy (2002) 179
- Trish Mang (1987) 173
- Joann Figueroa (2002) 154
- Jennifer Drobach (1989) 150
- Kelcy Murphy (2003) 144

▷ **CAUGHT STEALING BY (Since 2000)**

- Megan McDonald (2007) 18
- Brooke Johnson (2000) 14
- Jenavee Peres (2015) 14
- Kristin May (2013) 14
- Megan McDonald (2008) 11
- Erin Floros (2007) 11
- Erin Floros (2006) 11
- Molly Sturdivant (2019) 10
- Molly Sturdivant (2018) 10
- Eva Sahatdijan (2011) 7
- Danielle Touhey (2004) 7
- Amber Grahman (2002) 7

▷ **CAUGHT STEALING % (min. 8 att) (since '00)**

- Erin Floros (2006) .579
- Erin Floros (2007) .524
- Traci Wolf (2009) .500
- Megan McDonald (2007) .500
- Jenavee Peres (2015) .452
- Amber Grahman (2003) .387
- Erin Floros (2009) .375
- Danielle Touhey (2002) .364
- Megan McDonald (2008) .355
- Brooke Johnson (2000) .318

AZTEC CAREER RECORDS (*BOLD* indicates 2022 player)

OFFENSIVE RECORDS

▷ **BATTING AVG.** (min. 250 AB)

1. Jenavee Peres (2015-17)	.409
2. Trish Mang (1987-88)	.358
3. Lorena Bauer (2011-13, 15)	.351
4. Zaria Meshack (2015-18)	.346
5. Justeen Maeve (2010-12)	.345
6. Brittany Knudsen (2007-10)	.343
7. Kayla Jordan (2012-15)	.342
8. Kellie Nordhagen (1999-02)	.336
9. Erin Floros (2006-09)	.331
10. Sydnee Cable (2014-17)	.330

▷ **ON-BASE PCT.** (min. 250 AB)

1. Jenavee Peres (2015-17)	.466
2. Hayley Miles (2011-12, 14-15)	.442
3. Brittany Knudsen (2007-10)	.433
4. Trish Mang (1987-88)	.431
5. Sydnee Cable (2014-17)	.428
6. Patrice Jackson (2010, 12-14)	.426
7. Lorena Bauer (2011-13, 15)	.411
8. Kayla Jordan (2012-15)	.408
9. Erin Floros (2006-09)	.408
10. Shelby Thompson (2017-21)	.407

▷ **SLUGGING PCT.** (min. 250 AB)

1. Jenavee Peres (2015-17)	.743
2. Lorena Bauer (2011-13, 15)	.737
3. Patrice Jackson (2010, 12-14)	.641
4. Hayley Miles (2011-12, 14-15)	.598
5. Trish Mang (1987-88)	.541
6. Justeen Maeve (2010-12)	.524
7. Kayla Jordan (2012-15)	.519
8. Shelby Thompson (2017-21)	.509
9. Molly Sturdivant (2016-19)	.498
10. Brittany Knudsen (2007-10)	.468

▷ **OPS PCT. (OB% + SLG%)** (min. 250 AB)

1. Jenavee Peres (2015-17)	1.209
2. Lorena Bauer (2011-13, 15)	1.148
3. Patrice Jackson (2010, 12-14)	1.067
4. Hayley Miles (2011-12, 14-15)	1.040
5. Trish Mang (1987-88)	.972
6. Justeen Maeve (2010-12)	.930
7. Kayla Jordan (2012-15)	.927
8. Shelby Thompson (2017-21)	.916
9. Brittany Knudsen (2007-10)	.900
10. Molly Sturdivant (2016-19)	.889

▷ **GAMES PLAYED**

1. Janna Kovensky (2001-04)	249
2. Sarah Hershman (1999-02)	235
3. Kellie Nordhagen (1999-02)	231
4. Joann Figueroa (2001-04)	226
5. Hayley Miles (2011-12, 14-15)	223
6. Kayla Jordan (2012-15)	222
7. Brittany Knudsen (2007-10)	220
8. Erryn Gutjahr (1996-99)	220
9. Stephanie Chapel (1990-93)	219
10. Shelby Thompson (2017-21)	217
Jen Wisneski (2008-11)	217

▷ **GAMES STARTED** (since 1991)

1. Janna Kovensky (2001-04)	246
2. Sarah Hershman (1999-02)	229
3. Kellie Nordhagen (1999-02)	225
4. Hayley Miles (2011-12, 14-15)	222
5. Brittany Knudsen (2007-10)	218
Erryn Gutjahr (1996-99)	218
7. Shelby Thompson (2017-21)	216
Jen Wisneski (2008-11)	216
9. Joann Figueroa (2001-04)	215
10. Kayla Jordan (2012-15)	212

▷ **AT BATS**

1. Kellie Nordhagen (1999-02)	755
2. Janna Kovensky (2001-04)	737
3. Kayla Jordan (2012-15)	699
4. Sarah Hershman (1999-02)	685
5. Joann Figueroa (2001-04)	675
6. Brittany Knudsen (2007-10)	658
7. Stephanie Chapel (1990-93)	657
8. Shelby Thompson (2017-21)	642
Erryn Gutjahr (1996-99)	642
10. Hayley Miles (2011-12, 14-15)	637

▷ **RUNS**

1. Kayla Jordan (2012-15)	167
2. Hayley Miles (2011-12, 14-15)	157
3. Brittany Knudsen (2007-10)	134
Janna Kovensky (2001-04)	134
5. Kellie Nordhagen (1999-02)	126
6. Shelby Thompson (2017-21)	124
7. Jenavee Peres (2015-17)	112
8. Tamani Wells (2005-08)	109
9. Sarah Hershman (1999-02)	102
10. Lorena Bauer (2011-13, 15)	101

▷ **HITS**

1. Kellie Nordhagen (1999-02)	254
2. Kayla Jordan (2012-15)	239
3. Janna Kovensky (2001-04)	227
4. Brittany Knudsen (2007-10)	226
5. Lorena Bauer (2011-13, 15)	215
6. Sarah Hershman (1999-02)	212
7. Hayley Miles (2011-12, 14-15)	210
8. Shelby Thompson (2017-21)	198
9. Joann Figueroa (2001-04)	193
10. Sydnee Cable (2014-17)	187

▷ **EXTRA-BASE HITS**

1. Lorena Bauer (2011-13, 15)	114
2. Hayley Miles (2011-12, 14-15)	90
3. Patrice Jackson (2010, 12-14)	81
4. Kayla Jordan (2012-15)	72
5. Shelby Thompson (2017-21)	65
6. Jenavee Peres (2015-17)	63
7. Molly Sturdivant (2016-19)	60
8. Brittany Knudsen (2007-10)	54
Erryn Gutjahr (1996-99)	54
10. Monica Alnes (2006-07, 09-10)	50

▷ **SINGLES**

1. Kellie Nordhagen (1999-02)	206
2. Janna Kovensky (2001-04)	180
3. Joann Figueroa (2001-04)	175
4. Brittany Knudsen (2007-10)	172
5. Sarah Hershman (1999-02)	169
6. Kayla Jordan (2012-15)	167
7. Tamani Wells (2005-08)	156
8. Sydnee Cable (2014-17)	144
9. Leia Ruiz (2013-16)	141
10. Katie Byrd (2016-19)	135

▷ **DOUBLES**

1. Lorena Bauer (2011-13, 15)	51
2. Hayley Miles (2011-12, 14-15)	46
3. Katie Byrd (2016-19)	39
Kayla Jordan (2012-15)	39
5. Molly Sturdivant (2016-19)	36
Brittany Knudsen (2007-10)	36
7. Monica Alnes (2006-07, 09-10)	35
8. Kellie Nordhagen (1999-02)	34
Erryn Gutjahr (1996-99)	34
10. Patrice Jackson (2010, 12-14)	32

▷ **TRIPLES**

1. Kayla Jordan (2012-15)	14
2. Kellie Nordhagen (1999-02)	12
Stephanie Chapel (1990-93)	12
4. Robin Long (1987-89)	10
5. Brittany Knudsen (2007-10)	8
Tonye McCorkle (2008-09)	8
Janna Kovensky (2001-04)	8
Sarah Hershman (1999-02)	8
9. Hayley Miles (2011-12, 14-15)	7
Lindsey Marquez (2007-08, 10-11)	7
Jen Wisneski (2008-11)	7
Kelcy Murphy (2001-04)	7
Shannon Pouelsen (1992-95)	7
Trish Mang (1987-88)	7
Katy Murphy (1982-85)	7

▷ **HOME RUNS**

1. Lorena Bauer (2011-13, 15)	60
2. Patrice Jackson (2010, 12-14)	46
3. Hayley Miles (2011-12, 14-15)	37
4. Jenavee Peres (2015-17)	34
5. Shelby Thompson (2017-21)	29
6. Molly Sturdivant (2016-19)	23
7. Kayla Jordan (2012-15)	19
8. Justeen Maeve (2010-12)	18
9. Megan McDonald (2005-08)	17
Erryn Gutjahr (1996-99)	17

▷ **RUNS BATTED IN**

1. Lorena Bauer (2011-13, 15)	200
2. Patrice Jackson (2010, 12-14)	138
3. Jenavee Peres (2015-17)	131
4. Hayley Miles (2011-12, 14-15)	130
5. Molly Sturdivant (2016-19)	126
6. Justeen Maeve (2010-12)	117
7. Shelby Thompson (2017-21)	115
8. Sydnee Cable (2014-17)	113
9. Kelcy Murphy (2001-04)	102
Erryn Gutjahr (1996-99)	102

▷ **TOTAL BASES**

1. Lorena Bauer (2011-13, 15)	452
2. Hayley Miles (2011-12, 14-15)	381
3. Kayla Jordan (2012-15)	363
4. Patrice Jackson (2010, 12-14)	351
5. Shelby Thompson (2017-21)	327
6. Kellie Nordhagen (1999-02)	318
7. Brittany Knudsen (2007-10)	308
8. Janna Kovensky (2001-04)	306
9. Jenavee Peres (2015-17)	298
10. Molly Sturdivant (2016-19)	287

▷ **WALKS**

1. Hayley Miles (2011-12, 14-15)	120
2. Patrice Jackson (2010, 12-14)	103
3. Brittany Knudsen (2007-10)	99
4. Shelby Thompson (2017-21)	77
Sydnee Cable (2014-17)	77
6. Janna Kovensky (2001-04)	71
7. Molly Sturdivant (2016-19)	69
Megan McDonald (2005-08)	69
9. Taylor Stewart (2015-18)	68
10. Kayla Jordan (2012-15)	66

▷ **TIMES HIT BY PITCH** (since 1981)

1. Shelby Thompson (2017-21)	34
2. Sydnee Cable (2014-17)	25
3. Megan McDonald (2005-08)	16
4. Taylor Adams (2018-)	15
Kayla Jordan (2012-15)	15
6. Molly Sturdivant (2016-19)	12
Jenavee Peres (2015-17)	12
8. Alexa Schultz (2020-22)	11
Hayley Miles (2011-12, 14-15)	11
Monica Alnes (2006-07, 09-10)	11
Robin Long (1987-89)	11

▷ **STOLEN BASES**

1. Kayla Jordan (2012-15)	66
2. Kelley Santa Cruz (1996-98)	59
3. Janna Kovensky (2001-04)	57
4. Tamani Wells (2005-08)	51
5. Kiera Wright (2016-20)	50
Sarah Hershman (1999-02)	50
7. Brittany Knudsen (2007-10)	45
8. Lori Turken (1982-85)	43
9. Stefanie Quichocho-Rosario (2007-10)	40
10. Gina Punaro (1997-98)	39

▷ **STOLEN BASE %** (since '83; min. 20 att)

1. Tami Simpson (1998-00)	.933
2. Taylor Adams (2018-)	.923
3. Lori Turken (1982-85)	.896
4. Janna Kovensky (2001-04)	.877
5. Aris Metcalfe (2016-19)	.860
6. Kristy Hensel (1996-98)	.857
7. Tonye McCorkle (2008-09)	.852
8. Gina Punaro (1997-98)	.848
9. Kayla Jordan (2012-15)	.846
10. Alexa Schultz (2020-)	.842

▷ **SACRIFICE BUNTS**

1. Tamani Wells (2005-08)	53
2. Tracy Stowe (1990-92)	50
3. Sarah Hershman (1999-02)	43
4. Joann Figueroa (2001-04)	42
5. Janna Kovensky (2001-04)	38
6. Bree Boyer (2003-06)	37
7. Erin Mahoney (2003-05)	36
8. Joanne Vilarino (1984-85)	34
9. Cindy Moser (1982-85)	32
10. Leia Ruiz (2013-16)	29
Brittany Knudsen (2007-10)	29
Stacy Sullivan (1986-88)	29

▷ **SACRIFICE FLIES**

1. Molly Sturdivant (2016-19)	11
2. Jenavee Peres (2015-17)	9
Patrice Jackson (2010, 12-14)	9
4. Sydnee Cable (2014-17)	8
Megan McDonald (2005-08)	8
6. Shelby Thompson (2017-21)	7
Jaylene Ignacio (2014-17)	7
Erryn Gutjahr (1996-99)	7
9. Kristin May (2010-13)	6
Lindsey Marquez (2007-08, 10-11)	6

▷ **AB/STRIKEOUT** (since '81; min. 250 AB)

1. Trish Mang (1987-88)	76.75
2. Julie Myers (1990-91)	22.21
3. Tamani Wells (2005-08)	17.84
4. Barbara Mays (1985-86)	17.70
5. Jackie Eigner (1997-98)	16.24
6. Jennifer Woolery (1993-94)	15.71
7. Alicia Matulik (1994-96)	15.58
8. Rachel Acuff (1993-94)	15.11
9. Kellie Nordhagen (1999-02)	15.10
10. Jennifer Hambly (1992-93)	14.37

AZTEC CAREER RECORDS CONTINUED

PITCHING RECORDS

▷ **WINS**

1. Sandra Durazo (1998-01)	87
2. Christina Ross (2006-08)	70
3. Erica Romero (2014-17)	67
4. Samantha Beasley (2008-11)	61
5. Bailey Micetich (2009-12)	58
6. Celena Velasquez (2003-06)	55
7. Danielle O'Toole (2013-14)	45
Michelle Wesson (1988-91)	45
9. Marissa Moreno (2017-21)	39
10. Maggie Balint (2020-)	38
Bre DeSanta (2002-03)	38
MarQuessa Penrod (1993-96)	38

▷ **WIN PCT. (min. 30 decisions)**

1. Danielle O'Toole (2013-14)	.726
2. Bre DeSanta (2002-03)	.717
3. Maggie Balint (2020-)	.679
4. Christina Ross (2006-08)	.660
5. Erica Romero (2014-17)	.657
6. Celena Velasquez (2003-06)	.647
7. Bailey Micetich (2009-12)	.644
8. Samantha Beasley (2008-11)	.642
9. Sandra Durazo (1998-01)	.621
10. Rebecca Arbino (2012-13)	.586

▷ **EARNED RUN AVG. (min. 200 IP)**

1. Robyn Reid (1983-85)	0.77
2. Patty Mackey (1980-83)	0.95
3. Lisa Perettie (1989, 91)	1.12
4. Bonnie Rice (1984-85)	1.25
5. Bre DeSanta (2002-03)	1.26
6. Lisa Michie (1983-86)	1.39
7. Christina Ross (2006-08)	1.50
8. Michelle Wesson (1988-91)	1.55
9. Karen McCormick (1991-94)	1.62
10. Mya Sanders (1981-82)	1.68

▷ **APPEARANCES**

1. Sandra Durazo (1998-01)	165
2. Erica Romero (2014-17)	157
3. Marissa Moreno (2017-21)	143
4. Samantha Beasley (2008-11)	139
5. Celena Velasquez (2003-06)	138
6. Bailey Micetich (2009-12)	136
7. MarQuessa Penrod (1993-96)	132
8. Christina Ross (2006-08)	129
Michelle Wesson (1988-91)	129
10. Karen McCormick (1991-94)	119

▷ **GAMES STARTED**

1. Sandra Durazo (1998-01)	116
2. Erica Romero (2014-17)	103
3. Christina Ross (2006-08)	96
4. Marissa Moreno (2017-21)	94
5. Samantha Beasley (2008-11)	92
Karen McCormick (1991-94)	92
Michelle Wesson (1988-91)	92
8. Bailey Micetich (2009-12)	91
9. MarQuessa Penrod (1993-96)	88
10. Celena Velasquez (2003-06)	82

▷ **COMPLETE GAMES**

1. Sandra Durazo (1998-01)	95
2. Christina Ross (2006-08)	72
3. Michelle Wesson (1988-91)	71
4. Karen McCormick (1991-94)	68
5. Robyn Reid (1983-85)	61
6. MarQuessa Penrod (1993-96)	59
7. Patty Mackey (1980-83)	58
8. Celena Velasquez (2003-06)	46
9. Samantha Beasley (2008-11)	45
10. Bailey Micetich (2009-12)	41

▷ **SOLO SHUTOUTS (since 1999)**

1. Samantha Beasley (2008-11)	23
Christina Ross (2006-08)	23
3. Celena Velasquez (2003-06)	20
4. Sandra Durazo (1998-01)	19
5. Bailey Micetich (2009-12)	17
6. Maggie Balint (2020-)	12
Bre DeSanta (2002-03)	12
8. Danielle O'Toole (2013-14)	10
9. Rebecca Arbino (2012-13)	9
10. Marissa Moreno (2017-21)	8
Erica Romero (2014-17)	8
Cori Janelli (2004-05)	8

▷ **TOTAL SHUTOUTS (since 1983)**

1. Samantha Beasley (2008-11)	36
2. Christina Ross (2006-08)	28
Sandra Durazo (1998-01)	28
4. Bailey Micetich (2009-12)	27
5. Celena Velasquez (2003-06)	25
6. Michelle Wesson (1988-91)	23
Robyn Reid (1983-85)	23
8. Karen McCormick (1991-94)	18
9. Danielle O'Toole (2013-14)	17
10. Maggie Balint (2020-)	16
Bre DeSanta (2002-03)	16

▷ **SAVES**

1. Alex Formby (2016-18)	12
Celena Velasquez (2003-06)	12
3. Samantha Beasley (2008-11)	11
4. Maggie Balint (2020-)	10
5. Bre DeSanta (2002-03)	7
6. Erica Romero (2014-17)	6
Rebecca Arbino (2012-13)	6
Christina Ross (2006-08)	6
9. Marissa Moreno (2017-21)	5
Renae Mohamed (1996-97)	5
---	---
Dee Dee Hernandez (2022-)	3

▷ **INNINGS PITCHED**

1. Sandra Durazo (1998-01)	879.0
2. Christina Ross (2006-08)	691.1
3. Michelle Wesson (1988-91)	681.2
4. Erica Romero (2014-17)	659.0
5. MarQuessa Penrod (1993-96)	641.0
6. Samantha Beasley (2008-11)	639.2
7. Karen McCormick (1991-94)	632.1
8. Bailey Micetich (2009-12)	602.0
9. Celena Velasquez (2003-06)	584.2
10. Robyn Reid (1983-85)	544.1

▷ **STRIKEOUTS**

1. Samantha Beasley (2008-11)	799
2. Christina Ross (2006-08)	612
3. Bailey Micetich (2009-12)	611
4. Sandra Durazo (1998-01)	543
5. Celena Velasquez (2003-06)	529
6. Maggie Balint (2020-)	453
7. Erica Romero (2014-17)	397
8. Robyn Reid (1983-85)	361
9. Bre DeSanta (2002-03)	354
10. Marissa Moreno (2017-21)	334

▷ **K'S PER 7 INNINGS (min. 200 IP)**

1. Samantha Beasley (2008-11)	8.74
2. Maggie Balint (2020-)	8.16
3. Bailey Micetich (2009-12)	7.10
4. Bre DeSanta (2002-03)	6.39
5. Celena Velasquez (2003-06)	6.33
6. Christina Ross (2006-08)	6.20
7. Cori Janelli (2004-05)	6.03
8. Rebecca Arbino (2012-13)	5.70
9. Danielle O'Toole (2013-14)	5.39
10. Mya Sanders (1981-82)	4.66

▷ **WALKS PER 7 INNINGS (min. 200 IP)**

1. Celena Velasquez (2003-06)	0.98
2. Sara Ahern (1989-91)	1.03
3. Renae Mohamed (1996-97)	1.04
4. Robyn Reid (1983-85)	1.09
5. Cori Janelli (2004-05)	1.20
6. Lisa Perettie (1989, 91)	1.21
7. Deanna Richards (2003-04)	1.31
9. Patty Mackey (1980-83)	1.32
9. Bailey Micetich (2009-12)	1.326
10. Rebecca Arbino (2012-13)	1.332

▷ **K/BB RATIO (min. 200 IP)**

1. Celena Velasquez (2003-06)	6.45
2. Bailey Micetich (2009-12)	5.36
3. Cori Janelli (2004-05)	5.02
4. Rebecca Arbino (2012-13)	4.28
5. Robyn Reid (1983-85)	4.25
6. Maggie Balint (2020-)	4.08
7. Christina Ross (2006-08)	3.97
8. Danielle O'Toole (2013-14)	3.96
9. Samantha Beasley (2008-11)	3.86
10. Deanna Richards (2003-04)	2.51

▷ **OPP. AVG. (min. 200 IP) (since 1991)**

1. Bre DeSanta (2002-03)	.191
2. Maggie Balint (2020-)	.194
3. Samantha Beasley (2008-11)	.207
4. Celena Velasquez (2003-06)	.211
5. Christina Ross (2006-08)	.218
6. Cori Janelli (2004-05)	.225
7. Karen McCormick (1991-94)	.233
8. Deanna Richards (2003-04)	.239
9. Sandra Durazo (1998-01)	.240
10. Danielle O'Toole (2013-14)	.242

▷ **HITS PER 7 INNINGS (min. 200 IP)**

1. Robyn Reid (1983-85)	4.30
2. Bre DeSanta (2002-03)	4.655
3. Mya Sanders (1981-82)	4.662
4. Patty Mackey (1980-83)	4.73
5. Maggie Balint (2020-)	4.90
6. Bonnie Rice (1984-85)	5.11
7. Lisa Perettie (1989, 91)	5.27
8. Samantha Beasley (2008-11)	5.36
9. Celena Velasquez (2003-06)	5.44
10. Lisa Michie (1983-86)	5.57

▷ **WHIP (Walks+Hits/IP) (min. 200 IP)**

1. Robyn Reid (1983-85)	0.770
2. Patty Mackey (1980-83)	0.858
3. Celena Velasquez (2003-06)	0.917
4. Lisa Perettie (1989, 91)	0.926
5. Maggie Balint (2020-)	0.985
6. Bonnie Rice (1984-85)	1.007
7. Cori Janelli (2004-05)	1.032
8. Bre DeSanta (2002-03)	1.034
9. Christina Ross (2006-08)	1.041
10. Lisa Michie (1983-86)	1.064

DEFENSIVE RECORDS

▷ **FIELDING % (since '81, min. 300 chances)**

1. Debbie Burford (1991)	.998
2. Kathy Benson (1981)	.994
3. Erin Floros (2006-09)	.993
4. Joey Clark (1994)	.992
5. Kristin May (2010-13)	.990
6. Jacque Vaca (2003)	.9891
7. Eva Sahatdijan (2010-11)	.9888
8. Danielle Touhey (2002-05)	.9860
9. Taylor Adams (2018-)	.9857
10. Amber Grahman (2002-03)	.9854

▷ **CHANCES (since 1981)**

1. Erryn Gutjahr (1996-99)	1,626
2. Taylor Adams (2018-)	1,332
3. Monica Alnes (2006-07, 09-10)	1,191
4. Summer Ehram (1999-02)	1,143
5. Sydnee Cable (2014-17)	1,093
6. Sarah Hershman (1999-02)	1,061
7. Erin Floros (2006-09)	1,059
8. Megan McDonald (2005-08)	1,033
9. Leslie Lung (1988-89)	1,001
10. Stacy Goff (1986-87)	987

▷ **PUTOUTS (since 1981)**

1. Erryn Gutjahr (1996-99)	1,453
2. Taylor Adams (2018-)	1,269
3. Monica Alnes (2006-07, 09-10)	1,051
4. Sydnee Cable (2014-17)	1,020
5. Megan McDonald (2005-08)	945
6. Erin Floros (2006-09)	936
7. Summer Ehram (1999-02)	923
8. Leslie Lung (1988-89)	920
9. Stacy Goff (1986-87)	880
10. Kristin May (2010-13)	829

▷ **ASSISTS (since 1981)**

1. Shelby Thompson (2017-21)	477
2. Chrystal Friesen (1993-96)	412
3. Joann Figueroa (2001-04)	409
4. Kelsey Murphy (2001-04)	386
5. Sarah Hershman (1999-02)	370
6. Barbara Mays (1985-86)	342
7. Jen Wisneski (2008-11)	338
8. Leia Ruiz (2013-16)	337
9. Julie Myers (1990-91)	322
10. Tashie Aguinaga (2000-01)	311

▷ **CAUGHT STEALING BY (since 2000)**

1. Megan McDonald (2005-08)	35
2. Erin Floros (2006-09)	29
3. Kristin May (2010-13)	23
4. Molly Sturdivant (2016-)	20
Brooke Johnson (1999-01)	20
6. Jenavee Peres (2015-17)	19
7. Danielle Touhey (2002-05)	18

▷ **CAUGHT STEALING % (min. 20 att) (since '00)**

1. Erin Floros (2006-09)	.483
2. Megan McDonald (2005-08)	.398
3. Jenavee Peres (2015-17)	.352
4. Amber Grahman (2002-03)	.293
5. Molly Sturdivant (2016-19)	.260
6. Brooke Johnson (1999-01)	.247
7. Eva Sahatdijan (2010-11)	.236

AZTEC MOUNTAIN WEST SEASON RECORDS (*BOLD indicates happened in 2022*)

OFFENSIVE RECORDS

▷ **BATTING AVG.** (*min. 30 AB*)

1. Jenavee Peres (2017)	.538
2. Lorena Bauer (2015)	.519
3. Hayley Miles (2011)	.512
4. Erin Floros (2006)	.491
5. Hayley Miles (2012)	.487
6. Lorena Bauer (2013)	.469
7. Kayla Jordan (2015)	.463

▷ **ON-BASE PCT.** (*min. 30 AB*)

1. Hayley Miles (2012)	.623
2. Mac Barbara (2022)	.596
3. Lorena Bauer (2015)	.587
4. Jenavee Peres (2017)	.585
5. Erin Floros (2006)	.578
6. Hayley Miles (2011)	.556
7. Patrice Jackson (2014)	.550

▷ **SLUGGING PCT.** (*min. 30 AB*)

1. Hayley Miles (2012)	1.359
2. Lorena Bauer (2015)	1.127
3. Patrice Jackson (2013)	1.042
4. Jenavee Peres (2017)	.988
5. Patrice Jackson (2012)	.923
6. Lorena Bauer (2013)	.878
7. Hayley Miles (2011)	.805

▷ **OPS PCT. (OB% + SLG%)** (*min. 30 AB*)

1. Hayley Miles (2012)	1.982
2. Lorena Bauer (2015)	1.714
3. Jenavee Peres (2017)	1.573
4. Patrice Jackson (2013)	1.550
5. Lorena Bauer (2013)	1.414
6. Patrice Jackson (2012)	1.378
7. Mac Barbara (2022)	1.376

▷ **GAMES PLAYED**

1. Jillian Celis (2021)	24
Danielle Romanello (2021)	24
Riley Thies (2021)	24
Shelby Thompson (2021)	24
Taylor Adams (2019)	24
38 others tied at	24

▷ **GAMES STARTED**

1. Jillian Celis (2021)	24
Danielle Romanello (2021)	24
Shelby Thompson (2021)	24
Taylor Adams (2019)	24
34 others tied at	24

▷ **AT BATS**

1. Samantha Camello (2016)	86
Kayla Jordan (2014)	86
3. Katie Byrd (2017)	83
4. Katie Byrd (2019)	82
Kayla Jordan (2015)	82
6. Jillian Celis (2021)	81
Sydnee Cable (2017)	81

▷ **RUNS**

1. Kayla Jordan (2015)	35
2. Jenavee Peres (2017)	32
3. Lorena Bauer (2015)	26
4. Zaria Meshack (2017)	23
5. Katie Byrd (2017)	22
6. Hayley Miles (2012)	21
7. Shelby Thompson (2018)	20

▷ **HITS**

1. Jenavee Peres (2017)	43
2. Lorena Bauer (2015)	41
3. Kayla Jordan (2015)	38
4. Zaria Meshack (2017)	36
5. Shelby Thompson (2019)	31
6. Samantha Camello (2016)	32
7. Katie Byrd (2017)	29
Sydnee Cable (2017)	29

▷ **EXTRA-BASE HITS**

1. Lorena Bauer (2015)	21
2. Jenavee Peres (2017)	17
3. Kayla Jordan (2015)	14
4. Patrice Jackson (2013)	13
Hayley Miles (2012)	13
6. Patrice Jackson (2012)	12
7. Katie Byrd (2017)	11
Shelby Thompson (2017)	11
Jenavee Peres (2015)	11

▷ **SINGLES**

1. Zaria Meshack (2017)	34
2. Jenavee Peres (2017)	26
3. Kayla Jordan (2015)	24
Katie Mathis (2014)	24
5. Shelby Thompson (2019)	23
Samantha Camello (2016)	23
Dominique Dinner (2014)	23

▷ **DOUBLES**

1. Katie Byrd (2017)	10
2. Kayla Jordan (2015)	8
Patrice Jackson (2012)	8
4. Jillian Celis (2021)	7
Katie Byrd (2019)	7
Jenavee Peres (2017)	7
Samantha Camello (2016)	7
Lorena Bauer (2015)	7

▷ **TRIPLES**

1. Nicole Siess (2021)	2
Leia Ruiz (2015)	2
Kayla Jordan (2012)	2
Tonye McCorkle (2008)	2
Brittany Knudsen (2007)	2
6. Mac Barbara (2022)	1
Makena Brocki (2022)	1
Danielle Romanello (2022)	1
42 others tied at	1

▷ **HOME RUNS**

1. Lorena Bauer (2015)	13
2. Hayley Miles (2012)	10
3. Jenavee Peres (2017)	9
Patrice Jackson (2013)	9
5. Shelby Thompson (2017)	6
Kayla Jordan (2015)	6
7. Alexa Schultz (2021)	5
Shelby Thompson (2021)	5
Shelby Thompson (2018)	5
Molly Sturdivant (2016)	5
Sydnee Cable (2015)	5
Jenavee Peres (2015)	5
Jaylene Ignacio (2014)	5
Patrice Jackson (2014)	5
Lorena Bauer (2013)	5

▷ **RUNS BATTED IN**

1. Lorena Bauer (2015)	37
2. Jenavee Peres (2017)	31
3. Molly Sturdivant (2017)	26
Jenavee Peres (2015)	26
5. Molly Sturdivant (2016)	24
6. Hayley Miles (2012)	21
Katie Byrd (2017)	21
Shelby Thompson (2017)	21
Hayley Miles (2012)	21

▷ **TOTAL BASES**

1. Lorena Bauer (2015)	89
2. Jenavee Peres (2017)	79
3. Kayla Jordan (2015)	64
4. Hayley Miles (2012)	53
5. Shelby Thompson (2017)	51
6. Patrice Jackson (2013)	50
7. Jenavee Peres (2015)	49

▷ **WALKS**

1. Patrice Jackson (2014)	25
2. Molly Sturdivant (2017)	19
3. Mac Barbara (2022)	16
Hayley Miles (2014)	16
5. Danielle Romanello (2021)	14
Kayla Bufardeci (2015)	14
7. Taylor Stewart (2018)	13
Lorena Bauer (2015)	13
Kayla Jordan (2015)	13
Hayley Miles (2012)	13
Melissa Owens (2006)	13

▷ **TIMES HIT BY PITCH**

1. Shelby Thompson (2021)	7
2. Taylor Adams (2018)	6
3. Jenavee Peres (2017)	5
4. Danielle Romanello (2021)	4
Shelby Thompson (2018)	4
Sydnee Cable (2015)	4
7. Jessica Cordola (2022)	3
Macey Keester (2022)	3
Kelsey Munoz (2018)	3
Katie Byrd (2017)	3
Sydnee Cable (2016)	3
Sam Vlot (2016)	3
Jenavee Peres (2015)	3
Erin Floros (2008)	3
Meagan Hartung (2006)	3
Amber Grahlman (2002)	3

▷ **STOLEN BASES**

1. Kayla Jordan (2014)	11
2. Kayla Jordan (2015)	10
3. Brittany Knudsen (2007)	9
4. Kiera Wright (2018)	8
Tamani Wells (2008)	8
6. Katie Mathis (2014)	7
Kayla Jordan (2013)	7
Sarah Hershman (2000)	7

▷ **STOLEN BASE %** (*min. 3 att*)

1. Kayla Jordan (2015)	1.000 (10-for-10)
Brittany Knudsen (2007)	1.000 (9-for-9)
Kayla Jordan (2013)	1.000 (7-for-7)
Tonye McCorkle (2009)	1.000 (6-for-6)
Janna Kovensky (2004)	1.000 (6-for-6)
Alexa Schultz (2022)	1.000 (5-for-5)
Jenavee Peres (2015)	1.000 (5-for-5)
Zaria Meshack (2015)	1.000 (5-for-5)
Tonye McCorkle (2008)	1.000 (5-for-5)
Sarah Hershman (2002)	1.000 (5-for-5)
Taylor Adams (2021)	1.000 (4-for-4)
Aris Metcalfe (2016)	1.000 (4-for-4)
Jen Wisneski (2011)	1.000 (4-for-4)
Kelcy Murphy (2004)	1.000 (4-for-4)
Joann Figueroa (2002)	1.000 (4-for-4)
Janna Kovensky (2001)	1.000 (4-for-4)
Nicole Siess (2022)	1.000 (5-for-5)
Kristen Parker (2019)	1.000 (3-for-3)
Felicia Reifschneider (2011)	1.000 (3-for-3)
S. Quichocho-Rosario (2010)	1.000 (3-for-3)
Melissa Owens (2007)	1.000 (3-for-3)
Sarah Hershman (2001)	1.000 (3-for-3)
Tiffany Goudy (2000)	1.000 (3-for-3)

▷ **SACRIFICE HITS**

1. Leia Ruiz (2016)	10
2. Tamani Wells (2008)	9
3. Samantha Camello (2015)	8
Bree Boyer (2004)	8
Joann Figueroa (2002)	8
6. Sarah Hershman (2002)	7
Tashie Aguinaga (2001)	7

▷ **SACRIFICE FLIES**

1. Molly Sturdivant (2017)	4
2. Jillian Celis (2021)	3
Jaylene Ignacio (2017)	3
Molly Sturdivant (2016)	3
5. Sydnee Cable (2017)	2
Jenavee Peres (2017)	2
Taylor Stewart (2017)	2
Sydnee Cable (2016)	2
Jenavee Peres (2015)	2
Jaylene Ignacio (2015)	2
Four others tied at	2

▷ **AB/STRIKEOUT** (*min. 30 AB*)

1. Tamani Wells (2007)	Infinity (67 AB)
2. Tamani Wells (2006)	55.00
3. Janna Kovensky (2001)	50.00
4. Erin Floros (2009)	48.00
5. Hayley Miles (2012)	39.00
6. Bree Boyer (2006)	37.00
Alexis Gutierrez (2000)	37.00

▷ **MULTI-HIT GAMES**

1. Jenavee Peres (2017)	14
Lorena Bauer (2015)	14
3. Kayla Jordan (2015)	12
4. Shelby Thompson (2021)	11
5. Shelby Thompson (2019)	10
Sydnee Cable (2017)	10
Zaria Meshack (2017)	10
Jenavee Peres (2015)	10

▷ **MULTI-RBI GAMES**

1. Molly Sturdivant (2017)	9
2. Lorena Bauer (2015)	8
Jenavee Peres (2015)	8
4. Molly Sturdivant (2019)	7
Katie Byrd (2017)	7
Molly Sturdivant (2016)	7
Hayley Miles (2012)	7
7. Jenavee Peres (2017)	6

AZTEC MOUNTAIN WEST SEASON RECORDS CONTINUED

PITCHING RECORDS

▷ **WINS**

1. Erica Romero (2015)	18
2. Danielle O'Toole (2014)	13
Christina Ross (2008)	13
4. Sandra Durazo (2000)	12
5. Samantha Beasley (2010)	11
Bre DeSanta (2002)	11
7. Sandra Durazo (2001)	10

▷ **WIN PCT. (min. 5 decisions)**

1. Bre DeSanta (2002)	1.000 (11-0)
Bre DeSanta (2003)	1.000 (6-0)
Dee Dee Hernandez (2022)	1.000 (5-0)
4. Alicia Garcia (2019)	.857
Celena Velasquez (2004)	.857
6. Maggie Balint (2022)	.833
Danielle O'Toole (2013)	.833

▷ **EARNED RUN AVG. (min. 24 IP)**

1. Celena Velasquez (2003)	0.81
2. Bre DeSanta (2002)	0.83
3. Celena Velasquez (2004)	0.85
4. Christina Ross (2008)	1.01
5. Bailey Micetich (2009)	1.09
6. Samantha Beasley (2010)	1.21
7. Maggie Balint (2022)	1.38

▷ **APPEARANCES**

1. Erica Romero (2015)	24
2. Danielle O'Toole (2014)	21
3. Maggie Balint (2021)	20
Marissa Moreno (2019)	20
Alex Formby (2016)	20
6. Christina Ross (2008)	19
7. Marissa Moreno (2018)	18
Erica Romero (2017)	18
Christina Ross (2007)	18

▷ **GAMES STARTED**

1. Erica Romero (2015)	21
2. Marissa Moreno (2018)	16
Danielle O'Toole (2014)	16
Christina Ross (2008)	16
5. Samantha Beasley (2010)	14
Sandra Durazo (2001)	14
7. Erica Romero (2016)	13
Christina Ross (2007)	13

▷ **COMPLETE GAMES**

1. Christina Ross (2008)	14
2. Erica Romero (2015)	13
3. Sandra Durazo (2001)	12
4. Danielle O'Toole (2014)	11
5. Maggie Balint (2021)	10
Christina Ross (2007)	10
Bre DeSanta (2002)	10

▷ **SOLO SHUTOUTS**

1. Christina Ross (2008)	6
2. Samantha Beasley (2010)	5
3. Celena Velasquez (2003)	4
4. Maggie Balint (2022)	3
Maggie Balint (2021)	3
Danielle O'Toole (2014)	3
Bailey Micetich (2011)	3
Bre DeSanta (2002)	3
Sandra Durazo (2001)	3

▷ **TOTAL SHUTOUTS**

1. Christina Ross (2008)	6
2. Danielle O'Toole (2014)	5
Samantha Beasley (2010)	5
Bre DeSanta (2002)	5
5. Rebecca Arbino (2013)	4
Celena Velasquez (2003)	4
7. Maggie Balint (2022)	3
Maggie Balint (2021)	3
Bailey Micetich (2011)	3
Bailey Micetich (2009)	3
Samantha Beasley (2009)	3
Celena Velasquez (2005)	3
Sandra Durazo (2001)	3

▷ **SAVES**

1. Celena Velasquez (2004)	5
2. Maggie Balint (2022)	4
Alex Formby (2017)	4
4. Marissa Moreno (2019)	3
Alex Formby (2016)	3
Bre DeSanta (2002)	3
7. Alex Formby (2018)	2

▷ **INNINGS PITCHED**

1. Erica Romero (2015)	145.2
2. Danielle O'Toole (2014)	117.0
3. Christina Ross (2008)	110.2
4. Sandra Durazo (2001)	100.2
5. Maggie Balint (2021)	98.1
6. Samantha Beasley (2010)	92.2
7. Sandra Durazo (2000)	88.2

▷ **STRIKEOUTS**

1. Samantha Beasley (2010)	128
2. Christina Ross (2008)	108
3. Christina Ross (2007)	82
4. Maggie Balint (2022)	81
5. Maggie Balint (2021)	77
6. Rebecca Arbino (2013)	73
7. Danielle O'Toole (2014)	72

▷ **K'S PER 7 INNINGS (min. 24 IP)**

1. Samantha Beasley (2010)	9.67
2. Melissa Owens (2007)	9.55
3. Maggie Balint (2022)	9.30
4. Samantha Beasley (2011)	8.75
5. Samantha Beasley (2009)	8.43
6. Bailey Micetich (2012)	8.20
7. Celena Velasquez (2006)	7.13

▷ **WALKS PER 7 INNINGS (min. 24 IP)**

1. Cori Janelli (2004)	0.38
2. Celena Velasquez (2005)	0.70
3. Dee Dee Hernandez (2022)	0.72
4. Rebecca Arbino (2012)	0.82
5. Celena Velasquez (2004)	0.99
6. Christina Ross (2006)	1.03
7. Erica Romero (2017)	1.04

▷ **K/BB RATIO (min. 24 IP)**

1. Cori Janelli (2004)	10.00
2. Celena Velasquez (2005)	8.14
3. Dee Dee Hernandez (2022)	7.00
4. Samantha Beasley (2009)	6.56
5. Samantha Beasley (2010)	6.40
6. Celena Velasquez (2006)	6.33
7. Christina Ross (2006)	6.00

▷ **OPP. AVG. (min. 24 IP)**

1. Celena Velasquez (2003)	.144
2. Maggie Balint (2022)	.170
3. Celena Velasquez (2005)	.179
4. Samantha Beasley (2010)	.191
5. Bre DeSanta (2003)	.197
6. Bre DeSanta (2002)	.201
7. Bailey Micetich (2009)	.203

▷ **HITS PER 7 INNINGS (min. 24 IP)**

1. Celena Velasquez (2003)	3.36
2. Maggie Balint (2022)	4.25
3. Celena Velasquez (2005)	4.59
4. Bre DeSanta (2003)	4.65
5. Bre DeSanta (2002)	4.90
6. Samantha Beasley (2010)	4.91
7. Bailey Micetich (2009)	5.10

▷ **WHIP (Walks+Hits/IP) (min. 200 IP)**

1. Celena Velasquez (2003)	0.68
2. Celena Velasquez (2005)	0.76
3. Maggie Balint (2022)	0.85
4. Dee Dee Hernandez (2022)	0.89
5. Christina Ross (2008)	0.90
Bre DeSanta (2002)	0.90
7. Samantha Beasley (2011)	0.92
Bailey Micetich (2009)	0.92

DEFENSIVE RECORDS

▷ **FIELDING % (min. 36 chances)**

1. Erin Floros (2009)	1.000 (119 ch.)
Erin Floros (2008)	1.000 (119 ch.)
Summer Ehrsam (2001)	1.000 (109 ch.)
Danielle Romanello (2022)	1.000 (100 ch.)
Sydnee Cable (2014)	1.000 (99 ch.)
Leia Ruiz (2016)	1.000 (93 ch.)
Sarah Hershman (2002)	1.000 (90 ch.)
Lacey Craft (2005)	1.000 (82 ch.)
Danielle Touhey (2003)	1.000 (80 ch.)
Kayla Bufardeci (2014)	1.000 (72 ch.)
Kristin May (2010)	1.000 (71 ch.)
Monica Alnes (2010)	1.000 (70 ch.)
Eva Sahatdjan (2010)	1.000 (68 ch.)
Kelcy Murphy (2003)	1.000 (64 ch.)
Frankie Orlando (2014)	1.000 (61 ch.)
Danielle Touhey (2005)	1.000 (59 ch.)
Hayley Miles (2012)	1.000 (52 ch.)
Shauna Fisher (2001)	1.000 (52 ch.)
Makena Brocki (2021)	1.000 (44 ch.)
Kristin May (2011)	1.000 (42 ch.)
Nicole Siess (2021)	1.000 (36 ch.)
Monica Downey (2014)	1.000 (36 ch.)
Kellie Nordhagen (2000)	1.000 (36 ch.)

▷ **CHANCES**

1. Sydnee Cable (2015)	181
2. Taylor Adams (2018)	180
3. Taylor Adams (2019)	169
Sydnee Cable (2017)	169
5. Megan McDonald (2007)	154
6. Taylor Adams (2021)	151
7. Megan McDonald (2008)	146

▷ **PUTOUTS**

1. Taylor Adams (2018)	175
2. Sydnee Cable (2015)	172
3. Taylor Adams (2019)	159
Sydnee Cable (2017)	159
5. Taylor Adams (2021)	147
6. Megan McDonald (2007)	137
7. Megan McDonald (2008)	134

▷ **ASSISTS**

1. Shelby Thompson (2018)	68
2. Shelby Thompson (2017)	66
Samantha Camello (2016)	66
4. Shelby Thompson (2019)	64
5. Kelcy Murphy (2002)	63
6. Molly Sturdivant (2017)	59
7. Tashie Aguinaga (2000)	57

▷ **CAUGHT STEALING BY (since 2002)**

1. Megan McDonald (2007)	12
2. Jenavee Peres (2015)	6
3. Molly Sturdivant (2018)	5
4. Frankie Orlando (2016)	4
5. Molly Sturdivant (2019)	3
Kristin May (2013)	3
Megan McDonald (2008)	3
Erin Floros (2006)	3
Megan McDonald (2005)	3

▷ **CAUGHT STEALING % (min. 3 att) (since '02)**

1. Jenavee Peres (2015)	.667
2. Megan McDonald (2005)	.600
3. Megan McDonald (2007)	.522
4. Eva Sahatdjan (2011)	.500
5. Eva Sahatdjan (2010)	.400
6. Erin Floros (2006)	.375
7. Molly Sturdivant (2018)	.333

AZTEC FRESHMEN SEASON RECORDS (*BOLD* indicates happened in 2022)

OFFENSIVE RECORDS

▷ **BATTING AVG.** (*min. 100 AB*)

- Erin Floros (2006) .388
- Brittany Knudsen (2007) .386
- Bella Espinoza (2022)** .382
- Monica Alnes (2006) .379
- Erryn Gutjahr (1996) .358

▷ **ON-BASE PCT.** (*min. 100 AB*)

- Sydnee Cable (2014) .515
- Erin Floros (2006) .467
- Brittany Knudsen (2007) .464
- Monica Alnes (2006) .447
- Haley Miles (2011) .440

▷ **SLUGGING PCT.** (*min. 100 AB*)

- Lorena Bauer (2011) .633
- Jenavee Peres (2015) .575
- Erin Floros (2006) .558
- Monica Alnes (2006) .557
- Shelby Thompson (2017) .556

▷ **OPS PCT. (OB% + SLG%)** (*min. 100 AB*)

- Erin Floros (2006) 1.025
- Monica Alnes (2006) 1.004
- Shelby Thompson (2017) .990
- Hayley Miles (2011) .988
- Brittany Knudsen (2007) .988

▷ **GAMES PLAYED**

- Janna Kovensky (2001) 65
- Jen Wisneski (2008) 61
- Jackie Eigner (1997) 60
- Sydnee Cable (2014) 59
- Stephanie Chapel (1990) 59

▷ **GAMES STARTED** (*since 1991*)

- Janna Kovensky (2001) 65
- Jen Wisneski (2008) 60
- Jackie Eigner (1997) 60
- Sydnee Cable (2014) 59
- Brittany Knudsen (2007) 54
- Kristen Carranza (2005) 54
- Erryn Gutjahr (1996) 54

▷ **AT BATS**

- Janna Kovensky (2001) 193
- Stephanie Chapel (1990) 179
- Kelley Santa Cruz (1996) 175
- Jackie Eigner (1997) 174
- Erryn Gutjahr (1996) 173

▷ **RUNS**

- Brittany Knudsen (2007) 39
- Janna Kovensky (2001) 35
- Hayley Miles (2011) 33
- Monica Alnes (2006) 33
- Bella Espinoza (2022)** 30
- Jenavee Peres (2015) 30
- Erin Floros (2006) 30

▷ **HITS**

- Brittany Knudsen (2007) 64
- Erryn Gutjahr (1996) 62
- Jenavee Peres (2015) 58
- Erin Floros (2006) 57
- Janna Kovensky (2001) 55

▷ **EXTRA-BASE HITS**

- Lorena Bauer (2011) 25
- Jenavee Peres (2015) 20
- Hayley Miles (2011) 19
- Monica Alnes (2006) 17
- Erin Floros (2006) 17

▷ **SINGLES**

- Brittany Knudsen (2007) 52

▷ **DOUBLES**

- Jillian Celis (2021) 13
- Erin Floros (2006) 13
- Monica Alnes (2006) 12
- Jenavee Peres (2015) 11
- Hayley Miles (2011) 11
- Erryn Gutjahr (1996) 11

▷ **TRIPLES**

- Kayla Jordan (2012) 5
- Hayley Miles (2011) 4
- Stephanie Chapel (1990) 4
- Brittany Knudsen (2007) 3
- Kristen Carranza (2005) 3
- Kellie Nordhagen (1999) 3

▷ **HOME RUNS**

- Lorena Bauer (2011) 15
- Jenavee Peres (2015) 9
- Shelby Thompson (2017) 7
- Molly Sturdivant (2016) 6
- Jaylene Ignacio (2014) 5
- Hayley Miles (2011) 5
- Sarah Hershman (1999) 5

▷ **RUNS BATTED IN**

- Jenavee Peres (2015) 48
- Lorena Bauer (2011) 48
- Molly Sturdivant (2016) 32
- Sydnee Cable (2014) 32
- Monica Alnes (2006) 32

▷ **TOTAL BASES**

- Jenavee Peres (2015) 96
- Lorena Bauer (2011) 93
- Brittany Knudsen (2007) 87
- Erryn Gutjahr (1996) 87
- Hayley Miles (2011) 86

▷ **WALKS**

- Sydnee Cable (2014) 36
- Brittany Knudsen (2007) 24
- Hayley Miles (2011) 22
- Janna Kovensky (2001) 22
- Melissa Owens (2006) 21
- Jackie Eigner (1997) 21

▷ **TIMES HIT BY PITCH** (*since 1981*)

- Sydnee Cable (2014) 14
- Taylor Adams (2018) 7
- Kristen Carranza (2005) 6
- Jenavee Peres (2015) 5
- Hayley Miles (2011) 5
- Megan McDonald (2005) 5

▷ **STOLEN BASES**

- Kelley Santa Cruz (1996) 23
- Jackie Eigner (1997) 18
- Lori Turken (1982) 18
- Stefanie Quichocho-Rosario (2007) 15
- Kayla Jordan (2012) 12

▷ **STOLEN BASE %** (*since '83; min. 8 att*)

- Lori Turken (1982) 1.000 (18/18)
- Stefanie Quichocho-Rosario (2007) .938
- Kelley Santa Cruz (1996) .920
- Janna Kovensky (2001) .900
- Chrystal Friesen (1993) .889

▷ **SACRIFICE HITS**

- Janna Kovensky (2001) 9
- Jackie Eigner (1997) 9
- Jen Wisneski (2008) 8
- Joann Figueroa (2001) 8
- Chrissie Markham (2005) 7
- Deanna Richards (2003) 7

▷ **SACRIFICE FLIES** (*since 1983*)

- Molly Sturdivant (2016) 5
- Kelly Bunker (1999) 4
- Jillian Celis (2021) 3
- Jenavee Peres (2015) 3
- Lorena Bauer (2011) 3
- Stephanie Chapel (1990) 3

PITCHING RECORDS

▷ **WINS**

- Bre DeSanta (2002) 20
- Bailey Micetich (2009) 19
- Sandra Durazo (1999) 18

▷ **WIN PCT.** (*min. 12 decisions*)

- Bailey Micetich (2009) .731
- Danielle O'Toole (2013) .700
- Bre DeSanta (2002) .690

▷ **EARNED RUN AVG.** (*min. 80 IP*)

- Patty Mackey (1980) 1.01
- Bre DeSanta (2003) 1.36
- Danielle O'Toole (2013) 1.71
- Bailey Micetich (2009) 1.71

▷ **APPEARANCES**

- Bre DeSanta (2002) 46
- Bailey Micetich (2009) 38
- Tara Atkins (1996) 36

▷ **GAMES STARTED**

- Marquessa Penrod (1993) 29
- Celena Velasquez (2003) 26
- Bre DeSanta (2002) 26

▷ **COMPLETE GAMES**

- MarQuessa Penrod (1993) 24
- Michelle Wesson (1988) 21
- Bre DeSanta (2002) 20

▷ **SOLO SHUTOUTS** (*since 1999*)

- Bailey Micetich (2009) 7
- Tara Atkins (1998) 5
- Sandra Durazo (1998) 5

▷ **TOTAL SHUTOUTS**

- Bailey Micetich (2009) 11
- Bre DeSanta (2003) 10

▷ **SAVES**

- Bre DeSanta (2002) 6
- Dee Dee Hernandez (2022)** 3
- Erica Romero (2014) 2
- Deanna Richards (2003) 2
- Tara Atkins (1998) 2
- Michelle Wesson (1988) 2

▷ **INNINGS PITCHED**

- Bre DeSanta (2002) 211.2
- Marquessa Penrod (1993) 197.0
- Michelle Wesson (1988) 184.1

▷ **STRIKEOUTS**

- Bailey Micetich (2009) 180
- Bre DeSanta (2002) 155
- Tara Atkins (1998) 127

▷ **K'S PER 7 INNINGS** (*min. 80 IP*)

- Bailey Micetich (2009) 6.94
- Celena Velasquez (2003) 5.44
- Bre DeSanta (2002) 5.13

▷ **WALKS PER 7 INNINGS** (*min. 80 IP*)

- Celena Velasquez (2003) 0.83
- Deanna Richards (2003) 1.25
- Bailey Micetich (2009) 1.35

▷ **K/BB RATIO** (*min. 80 IP*)

- Celena Velasquez (2003) 6.53
- Bailey Micetich (2009) 5.14

▷ **OPP. AVG.** (*min. 80 IP*) (*since 1991*)

- Bre DeSanta (2002) .205
- Celena Velasquez (2003) .224
- Deanna Richards (2003) .240

▷ **WHIP** (*Walks+Hits/IP*) (*min. 80 IP*)

- Lisa Mackey (1980) 0.862

DEFENSIVE RECORDS

▷ **FIELDING %** (*since '81, min. 120 chances*)

- Kristin May (2010) .994
- Erin Floros (2006) .993
- Monica Alnes (2006) .9920
- Taylor Adams (2018) .9917
- Megan McDonald (2005) .984

▷ **CHANCES** (*since 1981*)

- Monica Alnes (2006) 376
- Erryn Gutjahr (1996) 365
- Taylor Adams (2018) 361
- Jenny Briscoe (1995) 316
- Jackie Eigner (1997) 299

▷ **PUTOUTS** (*since 1981*)

- Taylor Adams (2018) 352
- Monica Alnes (2006) 348
- Erryn Gutjahr (1996) 318
- Jenny Briscoe (1995) 267
- Erin Floros (2006) 265

▷ **ASSISTS** (*since 1981*)

- Jackie Eigner (1997) 184
- Shelby Thompson (2017) 131
- Molly Sturdivant (2016) 130
- Aimee Dine (1997) 121
- Monica Downey (2013) 118
- Jennifer Drobback (1988) 118

2022 Statistics for Aztec Softball - Record: 30-12 (Home: 19-7; Away: 7-1; Neutral: 4-4; MW: 13-2)

Overall Offensive Statistics

Player	AVG	GP-GS	AB	R	H	2B	3B	HR	RBI	TB	SLG%	BB	HBP	SO	GDP	OB%	SF	SH	SB-ATT	PO	A	E	FLD%
BARBARA, Mac	.403	42-42	129	23	52	11	1	13	49	104	.806	28	0	15	1	.506	1	0	5-6	87	2	2	.978
ESPINOZA, Bella	.382	40-40	131	30	50	0	0	0	7	50	.382	8	0	7	0	.414	1	3	11-14	55	18	2	.973
CELIS, Jillian	.329	42-42	146	26	48	7	4	0	21	63	.432	9	5	22	0	.388	0	1	6-8	70	62	3	.978
CORDOLA, Jessica	.306	39-19	72	7	22	4	1	2	16	34	.472	2	4	11	2	.354	1	2	0-0	70	9	2	.975
ADAMS, Taylor	.277	35-31	83	14	23	3	1	4	15	40	.482	9	2	12	0	.358	1	5	6-7	159	4	4	.976
MURPHY, AJ	.269	40-39	104	13	28	3	0	2	17	37	.356	5	3	14	0	.316	2	4	1-1	36	58	4	.959
BROCKI, Makena	.267	36-31	90	13	24	2	3	1	13	35	.389	7	1	16	0	.327	0	3	5-6	33	57	6	.938
SCHULTZ, Alexa	.254	41-41	126	23	32	7	0	1	19	42	.333	14	6	23	1	.354	1	2	11-12	41	3	0	1.000
ROMANELLO, Danielle	.241	40-37	112	8	27	5	1	4	19	46	.411	9	1	21	0	.301	1	1	0-0	246	9	1	.996
SIESS, Nicole	.214	34-14	42	14	9	2	0	1	9	14	.333	9	0	15	0	.353	0	0	7-8	16	0	2	.889
PEREZ, Jeweliana	.204	26-18	49	3	10	1	0	0	1	11	.224	9	2	14	0	.350	0	0	0-1	19	2	0	1.000

REYES, Elianna	.211	29-6	19	11	4	0	0	0	2	4	.211	1	0	3	0	.250	0	0	5-5	6	0	0	1.000
WHATMAN, Shaylan	.200	17-7	25	3	5	2	0	0	0	7	.280	4	0	8	0	.310	0	0	1-1	22	14	1	.973
KEESTER, Macey	.188	35-11	32	12	6	0	0	0	1	6	.188	4	3	6	0	.333	0	1	2-5	21	0	1	.955
BALINT, Maggie	.000	30-21	0	0	0	0	0	0	0	0	.000	0	0	0	0	.000	0	0	0-0	3	26	2	.935
HERNANDEZ, Dee Dee	.000	24-6	0	0	0	0	0	0	0	0	.000	0	0	0	0	.000	0	0	0-0	2	9	0	1.000
MARTINEZ, Dani	.000	17-4	0	0	0	0	0	0	0	0	.000	0	0	0	0	.000	0	0	0-0	2	4	0	1.000
LIGHT, Allie	.000	20-11	0	0	0	0	0	0	0	0	.000	0	0	0	0	.000	0	0	0-0	1	6	3	.700
KULL, Audrey	.000	22-0	0	9	0	0	0	0	0	0	.000	0	0	0	0	.000	0	0	5-8	1	0	0	1.000
TOTALS	.293	42-42	1,160	209	340	47	11	28	189	493	.425	118	27	187	4	.369	8	22	65-82	890	283	33	.973
OPPONENTS	.212	42-42	1,105	119	234	31	10	24	109	357	.323	55	21	345	7	.261	5	16	26-26	853	357	44	.965

LOB - Team (279), Opp (198). DPs turned - Team (15), Opp (12). CI - Team (0), Opp (1). IBB - Team (8), BARBARA 8, Opp (6).

Overall Pitching Statistics

Player	ERA	W-L	APP	GS	CG	SH/CBO	SV	IP	H	R	ER	BB	SO	2B	3B	HR	AB	B/Avg	WP	HBP	BK	SFA	SHA
BALINT, Maggie	1.55	13-5	30	21	9	4/1	6	140.1	89	37	31	30	215	12	3	9	507	.176	6	10	0	0	4
HERNANDEZ, Dee Dee	1.81	8-3	24	6	0	0/2	3	73.1	63	29	19	9	55	10	4	5	272	.232	2	6	0	2	8
MARTINEZ, Dani	3.34	4-2	17	4	0	0/2	0	44.0	33	24	21	5	29	1	1	9	158	.209	0	3	0	2	4

LIGHT, Allie	4.13	5-2	20	11	0	0/3	1	39.0	49	29	23	11	46	8	2	1	168	.292	8	2	0	1	0
TOTALS	2.17	30-12	42	42	9	8/4	10	296.2	234	119	92	55	345	31	10	24	1,105	.212	16	21	0	5	16
OPPONENTS	4.26	12-30	42	42	12	1/0	2	284.1	340	209	173	118	187	47	11	28	1160	.293	18	27	0	8	22

Overall Fielding Statistics

Player	C	PO	A	E	FLD%	DPs	SBA	CSB	SBA%	PB	CI
SCHULTZ, Alexa	44	41	3	0	1.000	0	0	0	.000	0	0
PEREZ, Jeweliana	21	19	2	0	1.000	0	0	0	.000	0	0
HERNANDEZ, Dee Dee	11	2	9	0	1.000	0	0	0	.000	0	0
REYES, Elianna	6	6	0	0	1.000	0	0	0	.000	0	0
MARTINEZ, Dani	6	2	4	0	1.000	0	0	0	.000	0	0
KULL, Audrey	1	1	0	0	1.000	0	0	0	.000	0	0
ROMANELLO, Danielle	256	246	9	1	.996	1	20	0	1.000	3	0
BARBARA, Mac	91	87	2	2	.978	0	5	0	1.000	7	0
CELIS, Jillian	135	70	62	3	.978	7	0	0	.000	0	0
ADAMS, Taylor	167	159	4	4	.976	9	0	0	.000	0	0
CORDOLA, Jessica	81	70	9	2	.975	1	0	0	.000	0	0
ESPINOZA, Bella	75	55	18	2	.973	3	0	0	.000	0	0
WHATMAN, Shaylan	37	22	14	1	.973	0	1	0	1.000	0	0
MURPHY, AJ	98	36	58	4	.959	7	0	0	.000	0	0
KEESTER, Macey	22	21	0	1	.955	0	0	0	.000	0	0
BROCKI, Makena	96	33	57	6	.938	3	0	0	.000	0	0
BALINT, Maggie	31	3	26	2	.935	2	0	0	.000	0	0
SIESS, Nicole	18	16	0	2	.889	0	0	0	.000	0	0
LIGHT, Allie	10	1	6	3	.700	1	0	0	.000	0	0
TOTALS	1,206	890	283	33	.973	15	26	0	1.000	10	0
OPPONENTS	1,254	853	357	44	.965	12	65	17	.793	16	1

Hitting minimums - 1 Games 2.0 TPA/Game

Pitching minimums - 1 Games 5 IP 1.0 IP/Game

MW Statistics for Aztec Softball - Record: 13-2 (Home: 8-1; Away: 5-1)

2022 Mountain West Offensive Statistics

Player	AVG	GP-GS	AB	R	H	2B	3B	HR	RBI	TB	SLG%	BB	HBP	SO	GDP	OB%	SF	SH	SB-ATT	PO	A	E	FLD%
BARBARA, Mac	.439	15-15	41	6	18	3	1	3	17	32	.780	16	0	7	0	.596	0	0	2-2	26	1	0	1.000
ESPINOZA, Bella	.377	15-15	53	12	20	0	0	0	1	20	.377	3	0	2	0	.404	1	1	4-5	20	4	0	1.000
CORDOLA, Jessica	.304	14-8	23	3	7	2	0	0	3	9	.391	1	3	5	0	.393	1	2	0-0	22	1	0	1.000
MURPHY, AJ	.277	15-15	47	3	13	1	0	1	6	17	.362	1	0	3	0	.286	1	1	0-0	19	23	1	.977
CELIS, Jillian	.268	15-15	56	7	15	1	0	0	5	16	.286	2	1	9	0	.305	0	0	1-1	27	21	2	.960
ADAMS, Taylor	.250	12-10	28	4	7	1	0	2	8	14	.500	5	0	4	0	.353	1	1	1-1	68	0	1	.986
ROMANELLO, Danielle	.244	14-12	41	1	10	2	1	0	4	14	.341	2	0	6	0	.279	0	1	0-0	97	3	0	1.000
BROCKI, Makena	.239	15-15	46	6	11	1	1	0	3	14	.304	4	0	7	0	.300	0	1	2-3	14	30	4	.917
SIESS, Nicole	.235	13-6	17	6	4	1	0	0	3	5	.294	5	0	7	0	.409	0	0	3-3	5	0	0	1.000
SCHULTZ, Alexa	.220	15-15	50	6	11	0	0	1	9	14	.280	5	1	7	1	.304	0	0	5-5	20	1	0	1.000
KEESTER, Macey	.176	12-7	17	4	3	0	0	0	0	3	.176	3	3	4	0	.391	0	1	0-0	9	0	0	1.000

WHATMAN, Shaylan	.000	3-2	6	0	0	0	0	0	0	0	.000	0	0	1	0	.000	0	0	0-0	3	3	1	.857
PEREZ, Jeweliana	.000	4-0	3	0	0	0	0	0	0	0	.000	1	0	1	0	.250	0	0	0-0	5	0	0	1.000
KULL, Audrey	.000	6-0	0	2	0	0	0	0	0	0	.000	0	0	0	0	.000	0	0	1-2	1	0	0	1.000
MARTINEZ, Dani	.000	5-1	0	0	0	0	0	0	0	0	.000	0	0	0	0	.000	0	0	0-0	1	2	0	1.000
LIGHT, Allie	.000	6-4	0	0	0	0	0	0	0	0	.000	0	0	0	0	.000	0	0	0-0	0	1	1	.500
HERNANDEZ, Dee Dee	.000	9-1	0	0	0	0	0	0	0	0	.000	0	0	0	0	.000	0	0	0-0	1	3	0	1.000
REYES, Elianna	.000	11-0	0	7	0	0	0	0	0	0	.000	0	0	0	0	.000	0	0	2-2	0	0	0	.000
BALINT, Maggie	.000	13-9	0	0	0	0	0	0	0	0	.000	0	0	0	0	.000	0	0	0-0	1	9	2	.833
TOTALS	.278	15-15	428	67	119	12	3	7	59	158	.369	48	8	63	1	.359	4	8	21-24	339	102	12	.974
OPPONENTS	.187	15-15	411	36	77	14	6	8	36	127	.309	24	10	123	3	.248	2	4	10-10	321	147	17	.965

Totals: LOB - Team (108), Opp (76). DPs turned - Team (5), Opp (5). IBB - Team (8), BARBARA 8, Opp (2).

2022 Mountain West Pitching Statistics

Player	ERA	W-L	APP	GS	CG	SH/CBO	SV	IP	H	R	ER	BB	SO	2B	3B	HR	AB	B/Avg	WP	HBP	BK	SFA	SHA
BALINT, Maggie	1.38	5-1	13	9	4	3/0	4	61.0	37	12	12	15	81	4	2	3	218	.170	2	5	0	0	1
HERNANDEZ, Dee Dee	2.15	5-0	9	1	0	0/0	0	29.1	23	12	9	3	21	5	2	3	108	.213	0	4	0	1	2

MARTINEZ, Dani	1.66	1-0	5	1	0	0/1	0	12.2	5	3	3	1	9	0	0	2	41	.122	0	1	0	1	1
LIGHT, Allie	5.60	2-1	6	4	0	0/1	0	10.0	12	9	8	5	12	5	2	0	44	.273	0	0	0	0	0
TOTALS	1.98	13-2	15	15	4	4/1	4	113.0	77	36	32	24	123	14	6	8	411	.187	2	10	0	2	4
OPPONENTS	3.86	2-13	15	15	4	0/0	2	107.0	119	67	59	48	63	12	3	7	428	.278	8	8	0	4	8


2022 Mountain West Fielding Statistics

Player	C	PO	A	E	FLD%	DPs	SBA	CSB	SBA%	PB	CI
ROMANELLO, Danielle	100	97	3	0	1.000	1	8	0	1.000	2	0
BARBARA, Mac	27	26	1	0	1.000	0	2	0	1.000	4	0
ESPINOZA, Bella	24	20	4	0	1.000	1	0	0	.000	0	0
CORDOLA, Jessica	23	22	1	0	1.000	0	0	0	.000	0	0
SCHULTZ, Alexa	21	20	1	0	1.000	0	0	0	.000	0	0
KEESTER, Macey	9	9	0	0	1.000	0	0	0	.000	0	0
SIESS, Nicole	5	5	0	0	1.000	0	0	0	.000	0	0
PEREZ, Jeweliana	5	5	0	0	1.000	0	0	0	.000	0	0
HERNANDEZ, Dee Dee	4	1	3	0	1.000	0	0	0	.000	0	0
MARTINEZ, Dani	3	1	2	0	1.000	0	0	0	.000	0	0
KULL, Audrey	1	1	0	0	1.000	0	0	0	.000	0	0
ADAMS, Taylor	69	68	0	1	.986	4	0	0	.000	0	0
MURPHY, AJ	43	19	23	1	.977	4	0	0	.000	0	0
CELIS, Jillian	50	27	21	2	.960	2	0	0	.000	0	0
BROCKI, Makena	48	14	30	4	.917	0	0	0	.000	0	0
WHATMAN, Shaylan	7	3	3	1	.857	0	0	0	.000	0	0
BALINT, Maggie	12	1	9	2	.833	1	0	0	.000	0	0
LIGHT, Allie	2	0	1	1	.500	0	0	0	.000	0	0
TOTALS	453	339	102	12	.974	5	10	0	1.000	6	0
OPPONENTS	485	321	147	17	.965	5	21	3	.875	5	0


Hitting minimums - 1 Game 1.0 TPA/Game

Pitching minimums - 1 Game 5 IP 1.0 IP/Game


BROADCAST ROSTER



00
Aris Metcalfe
 Sr. • OF • 5-4 • L/R
 Compton, Calif.




1
Megan Smith
 Jr. • OF • 5-4 • L/R
 Valencia, Calif.




2
Paris Nguyen
 Fr. • SS/2B • 5-5 • R/R
 Lake Elsinore, Calif.




3
Gaby Olivarría
 So. • UTIL • 5-5 • L/R
 San Diego, Calif.




4
Kristen Parker
 Jr. • OF • 5-4 • R/R
 San Diego, Calif.




7
Kayla Sok
 Sr. • MI/OF • 5-4 • R/R
 Glendora, Calif.




8
Janina Jusay
 So. • OF • 5-5 • R/R
 San Diego, Calif.




9
Alicia Garcia
 Jr. • P • 5-8 • R/R
 San Diego, Calif.



11
Katie Byrd
 Sr. • 2B • 5-6 • R/R
 Santee, Calif.




12
Maddi Ayers
 Fr. • IF • 5-6 • R/R
 Sacramento, Calif.



15
Jessica Cordola
 Fr. • IF • 5-9 • R/R
 Santa Clarita, Calif.



15
Alizae Umi
 So. • C • 5-5 • R/R
 Torrance, Calif.




19
Hannah Johnson
 So. • P • 5-6 • R/R
 La Habra, Calif.




20
Shelby Thompson
 Jr. • SS • 5-6 • R/R
 Benicia, Calif.




22
Kiera Wright
 Jr. • OF • 5-6 • L/R
 Riverside, Calif.



26
Kelsey Munoz
 So. • 3B • 5-10 • R/R
 Chula Vista, Calif.




27
MJ James
 RS-Fr. • P • 6-0 • R/R
 San Diego, Calif.




28
Paige Barth
 Fr. • IF • 5-5 • R/R
 Newbury Park, Calif.



31
Molly Sturdivant
 Sr. • C/3B • 5-6 • R/R
 Santa Ana, Calif.



33
Marissa Moreno
 Jr. • P • 5-11 • R/R
 Torrance, Calif.



43
Kylie Fraser
 Fr. • C/IF • 5-9 • R/R
 Redondo Beach, Calif.




99
Taylor Adams
 So. • 1B • 5-9 • R/R
 Mill Creek, Wash.



Kathy Van Wyk
 Head Coach - 23rd Season
 Cal State Fullerton, 1983



Stacey Nuvevan Deniz
 Associate Head Coach - 11th season
 UCLA, 2002



Mia Longfellow
 Assistant Coach - 10th season
 Oregon State, 2007