

Mission Statement: The mission of the United States Air Force Academy is to educate, train, and inspire men and women to become leaders of character, motivated to lead the United States Air Force in service to our nation.

## Schedule

Date	Opponent (TV/Digital)	Time/Result
11/7	at Bowling Green	L, 58-62
11/11	<b>DELAWARE (MWN)</b>	<b>W, 75-71</b>
11/14	<b>TEXAS A&amp;M-COMMERCE (MWN)</b>	<b>L, 69-73, OT</b>
11/17	<b>PORTLAND (MWN)</b>	<b>L, 51-64</b>
11/21	<b>USC-UPSTATE% (ALT2/MWN)</b>	<b>W, 83-56</b>
11/23	<b>MISSISSIPPI VALLEY STATE% (MWN)</b>	<b>W, 64-51</b>
11/27	<b>MONTANA (Altitude/MWN)</b>	<b>W, 59-56</b>
11/30	<b>ARKANSAS-PINE BLUFF (ALT2/MWN)</b>	<b>W, 81-53</b>
12/3	at Portland State (ESPN+)	L, 64-68
12/6	<b>SOUTH DAKOTA (MWN)</b>	<b>W, 79-58</b>
12/9	<b>ARKANSAS STATE (MWN)</b>	<b>W, 80-55</b>
12/18	<b>TARLETON STATE (Altitude/MWN)</b>	<b>W, 81-67</b>
12/20	at Northern Colorado (ESPN+)	W, 67-65
12/28	at San Diego State* (FS1)	L, 55-71
12/31	<b>NEVADA* (ALT2/MWN)</b>	<b>L, 69-75</b>
1/3	<b>UTAH STATE* (CBSSN)</b>	<b>L, 65-77</b>
1/10	at Colorado State* (MWN)	W, 85-74, OT
1/14	at Fresno State* (MWN)	W, 51-48
1/17	<b>WYOMING* (ALT2/MWN)</b>	<b>W, 82-74</b>
1/21	<b>SAN DIEGO STATE* (CBSSN)</b>	<b>8 pm</b>
1/24	at San Jose State*	7 pm PT
1/27	at New Mexico* (CBSSN)	8 pm
1/31	<b>BOISE STATE* (Altitude/MWN)</b>	<b>7 pm</b>
2/3	at Nevada* (CBSSN)	8 pm PT
2/7	<b>COLORADO STATE* (ALT2/MWN)</b>	<b>7 pm</b>
2/10	<b>NEW MEXICO* (FS1)</b>	<b>7 pm</b>
2/14	at Utah State* (MWN)	7 pm
2/17	at Wyoming* (FS1)	8 pm
2/21	<b>FRESNO STATE* (Altitude/MWN)</b>	<b>7 pm</b>
2/24	at UNLV* (CBSSN)	6:30 pm PT
3/4	<b>SAN JOSE STATE (Altitude/MWN)</b>	<b>2 pm</b>
3/8-11	MW Championships (CBSS/MWN)	

\* Mountain West Contest  
% Collegiate Hoops Roadshow (MTE)  
Home games in BOLD CAPS  
All times local to site.  
All date and times are subject to change.

MBB Contact: Nick Arseniak  
email: nicholas.arseniak@usafa.edu  
Office: 719-333-9251

Web: goAirForceFalcons.com  
Twitter: @AF\_MBB  
Home Game Video for non-televised games:  
http://www.goAirForceFalcons.com/WatchLive  
Mountain West: TheMW.com  
MW Twitter: @MW\_MBB

## (RV/RV) San Diego State vs. Air Force

Saturday, Jan. 21 - 8:05 pm MT  
Clune Arena (5,843) - USAFA, CO

### BROADCAST INFORMATION

TV/Stream: ..... CBS Sports (Talent: Rich Waltz & Dan Dickau)  
Radio: ..... KVOR AM 740 (PxP - Jim Arthur)  
Live Stats: ..... Statbroadcast (AirForceStats.com)

### THE BREAKDOWN

Quick Facts:	Air Force	San Diego State
Record:	12-7, 3-3 MW	14-4, 5-1 MW
2021-22 Record:	11-18, 4-13, 9th MW	23-9, 13-4, 3rd MW
Streak:	W3	W1
Last Game:	W, 82-74, vs. Wyoming	W, 82-76 (OT) at Colorado State
Next Game:	1/24 at San Jose State	1/25 vs. Utah State
Nickname:	Falcons	Aztecs
Location/Enrollment:	Colorado Springs, CO/4,000	San Diego, CA/33,870
Website:	GoAirForceFalcons.com	goAztecs.com

### THE COACHES

Head Coach:	Joe Scott	Brian Dutcher
Alma Mater:	Princeton, 1987	Minnesota, 1982
School Record:	79-108 (7th season)	133-44 (6th season)
Career Record:	263-285 (19th season)	Same
Record vs. Opponent:	3-9	9-1

### THE SERIES

Overall - Home/Away/N:	Air Force trails 24-63 - 17-25/6-32/1-6
First Meeting:	Dec. 8, 1973 at the Great Plains Classic in Omaha, Neb. (SDSU 87-68)
Last Meeting:	Dec. 28, 2022 at SDSU (SDSU 71-55)
Streak:	SDSU, 7 (SDSU 3 in a row at Clune Arena)

### NOTABLE:

- Air Force is looking for its first four-game MW win streak since 2013.
- Air Force is looking for its 13th win of the season, which would be second-most in a season at Air Force for head coach Joe Scott.
- Air Force ranks 12th in nation in 3 pt field goal defense (28.2%).
- Air Force is one of 11 teams in the nation that has not allowed 80 points in a game this season.
- Air Force's nine non-conference wins over Div. I opponents is most since 2006-07 and third-most ever.
- Air Force went 4-0 vs. non-conference opponents they played last year (0-4 last year).
- 17 of 20 on the Air Force roster are freshmen and sophomores. Air Force has just three upperclassmen.

### STATISTICAL COMPARISON

Category/NCAA Rank (As of Jan. 18)	Air Force	NCAA/MW Rankings	San Diego St.	NCAA Rankings
Games Played	19		18	
Points/Game	69.4	231/9	75.3	104/5
Scoring Defense	64.1	49/3	66.6	106/5
Scoring Margin	+5.3	139/7	+8.7	74/5
Field Goal Percentage	46.7	69/4	45.8	108/5
Field Goal Percentage Defense	42.2	134/5	42.7	162/9
Free Throw Percentage	72.2	146/6	71.8	151/7
Free Throws Made/Game	12.7	182/6	14.6	63/4
3-Pt Field Goal Percentage	36.6	60/4	36.1	122/6
3-Pt Field Goals Made/Game	8.6	69/3	7.8	60/2
3-Pt Field Goal Percentage Defense	28.2	12/1	31.1	276/9
Rebounds/Game	30.7	345/10	35.2	292/8
Rebound Margin	-1.4	263/8	+3.9	245/7
Blocks/Game	4.3	60/1	3.1	183/8
Assists/Game	15.9	36/3	14.1	124/5
Turnovers/Game	12.2	103/6	12.8	81/4
Assist-to-Turnover Ratio	1.3	45/3	1.1	129/6
Steals/Game	6.5	199/5	8.6	45/2

## Air Force Basketball Quick Facts: 2022-23

### QUICK FACTS

<b>City</b>	USAFA/Colorado Springs, Colo.
<b>Population</b>	483,956 (2021 via US Census)
<b>Founded</b>	1954
<b>Enrollment</b>	4,000
<b>Nickname</b>	Falcons
<b>School Colors</b>	Blue & Silver
<b>Arena</b>	Clune Arena (5,843)
<b>Conference</b>	Mountain West
<b>Superintendent</b>	Lt. Gen. Richard Clark
<b>Athletics Director</b>	Nathan Pine

### ALL-TIME RECORD

Years of AF basketball	67th in 2022-23, since 1957
Overall Record	797-1,023
Mountain West Record	136-263
NCAA Appearances	3
Postseason NIT Appearances	1

### CLUNE ARENA

Season	54th season
Opened	1968
Overall Record	586-321
Mountain West Record	95-94
Capacity	5,843

### MW TOURNAMENT

Record	6-23
First Round	6-11
Quarterfinal	0-18

### TEAM INFORMATION

Head Coach	Joe Scott
Career Record	262-284/19th season
Record At Air Force	78-107/7th season
MW Record at Air Force	30-65
Assistant Coach	David Metzendorf
Assistant Coach	Jared Czech
Assistant Coach	Lt. Col. Matt McCraw
Assistant Coach	Maj. Marc Holum
Assistant Coach	Zack Curran
Assistant/Operations	Jon Jordan
Athletic Trainer	Woody Graham
Strength & Conditioning	Buck Blackwood
Basketball Administrator	Shondell Reed

### 2021-22 Season Review

Record	11-18
Mountain West Record	4-13/9th

### Team Information

Starters Returning/Lost	3/2
Returning/Lost	11/6
Newcomers	7

### Athletic Communications

Assistant Director	Nick Arseniak
Cell	719-510-2684
Email	Nicholas.Arseniak@usafa.edu

### RADIO

Flagship Radio Station	KVOR 740 AM/KCSF Extra Sports 1300 AM
AF Play-By-Play	Jim Arthur

## MEDIA INFORMATION

### INTERVIEWS

Air Force players and coaches are available on assigned days. All interviews must be scheduled in advance. All requests should be made at least one day in advance.

### PRACTICES

All Air Force basketball practices are open to the media. However, any media wishing to attend practice must contact Nick Arseniak in the athletic communications office at least one day in advance and to gain access to the base.

### CONTACTING PLAYERS/STAFF

All communications with Air Force cadet-athletes, coaches and staff must go through the athletic communications office – **ABSOLUTELY NO EXCEPTIONS**. Failure to follow this policy will result in loss of credentials and access to Air Force athletes, coaches and staff. Cadet-athlete's private phone numbers and email addresses will not be issued to the media. Air Force cadet-athletes have also been instructed not to accept calls from media without prior notification from athletic communications.

### BASKETBALL CONTACT

Nick Arseniak..... MR Assistant  
 MBB Contact  
 Office:..... 719-333-9251  
 Cell: ..... 719-510-2684  
 Email:..... nicholas.arseniak@usafa.edu

## Air Force Men's Basketball 2022-23 Roster

No.	Name	Yr.	Pos.	Ht.	Wt.	Squadron/Name	Hometown (Previous School/High School)
1	Jordan Rayford	Fr.	G	6-5	200	12 Dirty Dozen	Washington, DC (Phillips Academy Andover HS (MA))
2	Dawson Sarblah	So.	G	6-6	200	35 Wild Weasels	Greenville, AL (Greenville HS)
3	Jake Heidbreder	So.	G	6-5	180	30 Knights of Thirty	Floyds Knobs, IN (Floyd Central HS)
4	Carter Murphy	Sr.	G	6-4	200	9 Eagle Eight	Phoenix, AZ (Arcadia HS)
5	Ethan Taylor	So.	G	6-5	195	3 Dogs of War	Houston, TX (USAFA Prep/Memorial HS)
11	Byron Brown	So.	G	6-4	205	2 Deuce	Sahuarita, AZ (USAFA Prep/Sahuarita HS)
12	Kellan Boylan	Fr.	G	6-6	190	10 Tiger Ten	Overland Park, KS (Bishop Miege HS)
13	Chase Beasley	So.	F	6-6	190	9 Viking Nine	Fort Washington, VA (USAFA Prep/St. Stephens & St. Agnes)
14	Beau Becker	So.	F	6-7	205	2 Deuce	Dallas, TX (USAFAP Prep/Woodrow Wilson HS)
15	Corbin Green	Fr.	F	6-5	230	19 Wolverines	Midlothian, TX (USAFA Prep/Midlothian HS)
21	Solo Jones	Fr.	F	6-8	199	12 Dirty Dozen	Long Beach, CA (USAFA Prep/Los Alamitos HS)
22	Nikc Jackson	Sr.	F	6-8	205	20 Trolls	Scottsdale, AZ (USAFA Prep/Rancho Solano HS)
23	Jake Murphy	So.	G	6-4	200	20 Trolls	Phoenix, AZ (USAFA Prep/Phoenix Prep)
24	Jeffrey Mills	So.	G	6-4	200	22 Raptors	Flower Mound, TX (USAFA Prep/Flower Mound HS)
30*	Camden Vander Zwaag	Sr.	G	6-4	200	9 Viking Nine	Johnston, IA (USAFA Prep/Johnston HS)
31	Rytis Petraitis	Fr.	F	6-7	210	13 Bulldawgs	Arlington, TX (USAFA Prep/The Oak Ridge School)
35	Lucas Moerman	So.	C	6-10	205	21 Blackjacks	Colorado Springs, CO (USAFA Prep/Doherty HS)
41	Wyatt Bell	Fr.	G	6-1	165	37 Animalistic Skyraiders	Buckeye, AZ (USAFA Prep/Paradise Honors)
42	Marcell McCreary	Fr.	G	6-4	219	4 Fightin' Fourth	Fort Worth, TX (USAFA Prep/O.D. Wyatt HS)

\* Team Captain

Head Coach: Joe Scott (Princeton, 1987) – 7th/3rd season (Air Force head coach from 2000-04 and 2020-Present) 19th season as a head coach

Assistant Coach: David Metzendorf (Ithaca College, 2013) – 3rd season

Assistant Coach: Jared Czech (Manhattanville College, 2013) – 3rd season

Assistant Coach: Lt. Col. Matt McCraw (USAFA, 2007) – 2nd season

Assistant Coach: Maj. Marc Holum (USAFA, 2006) – 3rd season

Assistant Coach: Zack Curran (Virginia Tech, 2015) – 2nd season

Assistant Coach/Operations: Jon Jordan (USAFA, 1985) – 6th season

**PRONUNCIATION GUIDE**

2 Sarblah	Sar-blah
3 Heidbreder	Hide-BREED-er
30 Vander Zwaag	Vander-ZWOG
31 Rytis Petraitis	REE-tis Peh-TRY-tis
Czech	Check

**Falcons By Class****Seniors (3):**Nikc Jackson  
Carter Murphy  
Camden Vander-Zwaag**Sophomores (9):**Chase Beasley  
Beau Becker  
Byron Brown  
Jake Heidbreder  
Jeffrey Mills  
Lucas Moerman  
Jake Murphy  
Dawson Sarblah  
Ethan Taylor**Freshmen (7):**Wyatt Bell  
Kellan Boylan  
Corbin Green  
Solo Jones  
Marcell McCreary  
Rytis Petraitis  
Jordan Rayford**Falcons By State****(9 States)****Alabama:** Sarblah (Greenville)**Arizona (5):** Bell (Buckeye), B. Brown (Sahuarita), Jackson (Scottsdale), C. Murphy (Phoenix), J. Murphy (Phoenix)**California:** Jones (Long Beach)**Colorado :**

Moerman (Colorado Springs)

**Indiana:** Heidbreder (Floyds Knobs)**Iowa:** Vander Zwaag (Johnston)**Kansas:** Boylan (Overland Park)**Texas (6):** Becker (Dallas), Green (Midlothian), McCreary (Fort Worth), Mills (Flower Mound), Petraitis (Arlington), Taylor (Houston)**Virginia:** Beasley (Fort Washington)**Washington, DC:** Rayford

## LAST TWO MEETINGS VS. SAN DIEGO STATE

**Official Basketball Box Score -- Game Totals -- Final Statistics**  
**Air Force vs San Diego St.**  
**02/12/22 5:00 pm at San Diego, CA**

**Air Force 64 • 10-13,3-9 Mountai**

##	Player	Total			3-Ptr			Rebounds			PF	TP	A	TO	Blk	Stl	Min
		FG	FGA	FT	FTA	Off	Def	Tot									
22	Nikc Jackson	f	4-6	0-1	5-6	0	2	2	3	13	3	1	1	0	33		
03	Jake Heidbreder	g	5-9	0-2	0-0	1	4	5	4	10	2	3	0	0	33		
05	Ethan Taylor	g	2-7	2-5	0-0	1	1	2	4	6	3	3	1	4	39		
10	AJ Walker	g	10-16	2-5	5-6	0	3	3	2	27	0	2	0	0	40		
30	Camden Vander Zwaag	g	1-2	0-1	2-2	0	0	0	1	4	0	1	0	0	22		
04	Carter Murphy	g	0-4	0-3	0-1	0	0	0	1	0	0	0	0	1	7		
24	Jeffrey Mills	g	2-5	0-1	0-0	1	2	3	2	4	3	1	0	0	19		
35	Lucas Moerman	g	0-0	0-0	0-0	0	1	1	4	0	0	0	0	1	7		
Team						1	1	2									
Totals			24-49	4-18	12-15	4	14	18	21	64	11	11	2	6	200		

FG % 1st Half: 12-19 63.2% 2nd half: 12-30 40.0% Game: 24-49 49.0% Deadball Rebounds 0,1  
 3FG % 1st Half: 2-6 33.3% 2nd half: 2-12 16.7% Game: 4-18 22.2%  
 FT % 1st Half: 7-8 87.5% 2nd half: 5-7 71.4% Game: 12-15 80.0%

**San Diego St. 76 • 15-6,7-3 Mountai**

##	Player	Total			3-Ptr			Rebounds			PF	TP	A	TO	Blk	Stl	Min
		FG	FGA	FT	FTA	Off	Def	Tot									
00	Keshad Johnson	f	4-4	0-0	3-4	0	4	4	2	11	3	2	0	0	30		
31	Nathan Mensah	f	6-7	0-0	2-2	4	2	6	2	14	2	0	3	1	27		
03	Matt Bradley	g	4-8	2-4	3-4	1	4	5	2	13	5	4	0	1	28		
04	Trey Pulliam	g	2-4	0-0	5-7	0	4	4	2	9	4	2	0	1	30		
05	Lamont Butler	g	1-5	0-2	2-3	0	0	0	4	4	3	2	0	1	26		
02	Adam Seiko	g	1-1	1-1	0-0	0	0	0	1	3	0	1	0	1	18		
20	Chad Baker-Mazara	g	2-5	2-3	3-3	0	0	0	1	9	0	1	0	0	15		
22	Tahirou Diabate	g	3-3	0-0	3-4	1	4	5	2	9	0	1	1	0	9		
23	Joshua Tomaic	g	2-3	0-0	0-0	0	2	2	1	4	0	2	0	0	9		
33	Aguek Arop	g	0-0	0-0	0-0	0	1	1	1	0	0	1	1	0	8		
Team						0	2	2									
Totals			25-40	5-10	21-27	6	23	29	18	76	17	16	5	5	200		

FG % 1st Half: 14-22 63.6% 2nd half: 11-18 61.1% Game: 25-40 62.5% Deadball Rebounds 0,1  
 3FG % 1st Half: 2-5 40.0% 2nd half: 3-5 60.0% Game: 5-10 50.0%  
 FT % 1st Half: 7-9 77.8% 2nd half: 14-18 77.8% Game: 21-27 77.8%

Officials: Ruben Ramos, Larry Spaulding, Randy McCall  
 Technical fouls: Air Force-None. San Diego St.-None.  
 Attendance: 10784  
 2021-22 Men's Basketball. Round: 0. Air Force vs San Diego St.. Played at Stev

Score by periods	1st	2nd	Total
Air Force	33	31	64
San Diego St.	37	39	76

	In Paint	Off T/O	2nd Chance	Fast Break	Bench
Air Force	36	15	7	2	4
San Diego St.	38	17	9	8	25

Last FG - USAFA 2nd-00:05, SDSU 2nd-01:30.  
 Largest lead - USAFA by 1 1st-12:46, SDSU by 18 2nd-04:31.  
 USAFA led for 02:07, SDSU led for 34:00. Game was tied for 03:53.

**Official Basketball Box Score - Final**  
**Air Force at San Diego State**  
 12/28/22 Steve Fisher Court at Vegas Arena, San Diego  
 2022-23 Men's Basketball  
 Game Time: 5:10 PM  
 Game Duration: 1:52  
 Attendance: 12,414  
 Officials: Gregory Nixon, Randy Richardson, Deron White

**Air Force - 55** Record: 9-5 (0-1)

NO. Name	Min	FG		3P		FT		Rebounds		Fouls		TP	AS	TO	ST	Blocks		+/-
		M/A	M/A	M/A	M/A	OR	DR	PF	FT	BS	BA							
15 Corbin Green	F 21:47	1-5	0-0	0-0	2	1	3	2	1	2	1	2	1	0	0	0	1	17
3 Jake Heidbreder	G 25:53	2-9	2-7	0-0	0	4	4	0	0	6	0	3	0	3	0	0	0	18
5 Ethan Taylor	G 23:55	3-6	3-5	0-0	0	2	2	3	1	9	1	2	1	0	1	0	1	21
24 Jeffrey Mills	G 27:18	4-6	2-3	0-0	0	0	0	2	0	10	2	2	2	2	0	0	0	15
30 Camden Vander Zwaag	G 14:46	1-4	0-2	0-0	0	0	0	0	0	2	1	0	0	0	0	0	1	19
4 Carter Murphy	19:10	2-5	1-3	2-2	0	1	1	2	3	7	2	1	1	0	1	0	1	3
31 Rytis Petraitis	25:14	2-7	0-1	2-2	2	2	4	2	7	6	5	3	2	1	1	3	3	8
42 Marcell McCreary	21:56	3-4	0-1	0-0	0	3	3	1	0	6	3	3	1	0	0	0	8	
14 Beau Becker	18:13	3-3	0-0	1-1	0	0	0	4	1	7	0	0	0	0	0	0	1	1
23 Jake Murphy	01:48	0-0	0-0	0-0	0	0	0	0	0	0	0	0	0	0	0	0	0	1
Team					2	1	3			0				1				
Totals		21-49	8-22	5-5	6	14	20	16	13	55	15	7	2	5	1	16		

Shooting By Period  
 1st FG% 9-24 37.5%  
 2nd FG% 12-25 48.0%  
 3rd FG% 6-13 46.2%  
 4th FG% 2-2 100%  
 GM FG% 21-49 42.9%  
 FT% 8-22 36.4%  
 3PT% 5-5 100.0%  
 Dead Ball Rebounds: 0, 1

**San Diego State - 71** Record: 10-3 (1-0)

NO. Name	Min	FG		3P		FT		Rebounds		Fouls		TP	AS	TO	ST	Blocks		+/-
		M/A	M/A	M/A	M/A	OR	DR	PF	FT	BS	BA							
0 Keshad Johnson	F 23:33	3-6	0-1	3-5	2	3	5	2	4	9	1	1	1	1	1	1	1	10
31 Nathan Mensah	F 18:03	1-4	0-0	0-0	2	5	7	1	2	2	0	1	0	2	0	0	0	14
12 Lamont Butler	G 21:29	3-6	0-2	0-0	2	2	2	0	0	6	2	4	2	0	0	0	0	24
5 Derrick Trammell	G 31:04	2-8	1-5	1-2	0	0	0	1	1	6	5	2	1	1	0	4	4	
20 Matt Bradley	G 31:13	9-12	6-7	3-5	1	2	3	1	4	27	1	0	1	0	0	12		
13 Jaedon LeDee	21:57	2-3	0-0	2-3	3	3	6	2	3	6	0	2	1	1	0	2		
3 Micah Parrish	11:44	1-3	1-3	3-3	0	1	1	2	1	6	0	2	0	0	0	0		
2 Adam Seiko	24:54	3-7	3-5	0-0	1	3	4	1	0	9	0	1	1	0	1	4		
25 Elijah Saunders	05:33	0-0	0-0	0-0	0	1	1	0	0	0	0	0	0	0	0	0	3	
33 Aguek Arop	10:30	0-0	0-0	0-0	0	1	1	1	0	1	0	1	0	1	0	0	7	
Team					0	0	0			0				1				
Totals		24-49	11-23	12-18	9	21	30	13	16	71	10	14	8	5	2	16		

Shooting By Period  
 1st FG% 14-25 56.0%  
 2nd FG% 5-10 50.0%  
 3rd FG% 3-5 60%  
 4th FG% 10-24 41.7%  
 FT% 9-13 69.2%  
 GM FG% 24-49 49.0%  
 3PT% 11-23 47.8%  
 FT% 12-18 66.7%  
 Dead Ball Rebounds: 7, 1

Technical Fouls: NONE

	AFA	SDSU
Biggest lead	0 (1st 20:00)	19 (2nd 15:13)
Best Scoring Run	9 (1st 7:25)	13 (1st 15:05)
Lead Changes	0	22
Times Tied	1	2
Time with Lead	00:00	38:57

	Points from Turnovers	Paint	Second Chance	Fast Breaks	Bench
AFA	8	26	7	17	26
SDSU	22	20	17	9	21

	Period by Period Scoring		
	1st	2nd	TOT
AFA	23	32	55
SDSU	36	35	71

## LAST 10 MEETINGS VS. SAN DIEGO STATE

Date	Location	Score	AF leading Scorer	SDSU Leading Scorer	AF FG-%	3PT-%	FT-%	SDSU FG-%	3PT-%	FT-%
2-3-18	SD	(SDSU 81-50)	Lavelle Scottie - 16	Jalen McDaniels - 16	20-61/32.8	6-27/22.2	4-9/44.4	28-54/51.9	11-26/42.3	14-17/82.4
2-21-18	USAFA	(SDSU 67-56)	Ryan Swan - 11	Matt Mitchell - 17	21-53/39.6	13-36/36.1	1-2/50.0	26-54/48.1	6-20/30.0	9-15/60.0
1-12-19	USAFA	(AF 62-48)	AJ Walker - 19	Jalen McDaniels - 18	23-59/39.0	9-28/32.1	7-10/70.0	19-50/38.0	2-17/11.8	8-13/61.5
1-30-19	SD	(SDSU 67-56)	Lavelle Scottie - 22	Devin Watson - 15	21-56/37.5	4-17/23.5	5-5/100	24-55/43.6	9-25/36.0	9-10/90.0
2-8-20	USAFA	(SDSU 89-74)	Chris Joyce - 23	KJ Feagin - 21	26-56/46.4	8-20/40.0	14-21/66.7	29-52/55.8	14-27/51.9	17-25/68.0
3-5-20	Las Vegas	(SDSU 73-60)	AJ Walker - 18	Jordan Schakel - 17	21-47/44.7	10-24/41.7	8-10/80.0	26-52/50.0	11-26/42.3	10-12/83.3
1-22-21	USAFA	(SDSU 98-61)	AJ Walker - 17	Jordan Schakel - 18	22-40/55.0	9-21/42.9	8-13/61.5	36-66/54.5	13-29/44.8	13-24/54.2
1-24-21	USAFA	(SDSU 91-59)	Nikc Jackson - 17	Jordan Schakel - 24	21-45/46.7	8-21/38.1	9-16/56.3	31-60/51.7	16-30/53.3	13-18/72.2
2-12-22	SD	(SDSU 76-64)	AJ Walker - 27	Nathan Mensah - 14	24-49/49.0	4-18/22.2	12-15/80.0	25-40/62.5	5-10/50.0	21-27/77.8
12-28-22	SD	(SDSU 71-55)	Jeffrey Mills - 10	Matt Bradley - 27	21-49/42.9	8-22/36.4	5-5/100.0	24-49/49.0	11-23/47.8	12-18/66.7

## AIR FORCE CAREER VS. SAN DIEGO STATE

Player	G-GS	MIN/Avg.	Points/Avg.	FG-%	3FG-%	FT-%	Reb./Avg.	Assists/Avg.	Career High Pts/Reb/Ast
Beau Becker	1-0	18/18.0	7/7.0	3-3/100	0-0/0.0	1-1/100	0/0.0	0/0.0	7/0/0
Corbin Green	1-1	22/22.0	2/2.0	1-5/20.0	0-0/0.0	0-0/0.0	3/3.0	1/1.0	2/3/1
Jake Heidbreder	2-2	59/29.5	16/8.0	7-18/38.9	2-9/22.2	0-0/0.0	9/4.5	2/1.0	10/5/2
Nikc Jackson	3-3	76/25.3	39/13.0	14-21/66.7	2-6/33.3	9-13/69.2	5/1.7	4/1.3	17/2/3
Marcell McCreary	1-0	22/22.0	6/6.0	3-4/75.0	0-1/0.0	0-0/0.0	3/3.0	3/3.0	6/3/3
Jeffrey Mills	2-0	46/23.0	14/7.0	6-11/54.5	2-4/50.0	0-0/0.0	3/1.5	5/2.5	10/3/3
Carter Murphy	3-0	27/9.0	7/2.3	2-9/22.2	1-6/16.7	2-3/66.7			

**THE SERIES**

Air Force and San Diego State are meeting for the 86th time overall. The Aztecs lead the series, 63-24. SDSU is 33-17 at Air Force, 34-6 at home and 6-1 in neutral site games. San Diego State won last year's lone meeting.

The teams first played Dec. 8, 1973 in Omaha, Neb., in the Great Plains Classic. The Aztecs won the game, 87-68, which is the lone non-conference game between the schools.

**RECAPPING FIRST MEETING****Dec. 28, 2022**

Air Force men's basketball (9-5, 0-1 MW) fell, 71-55, at RV/RV San Diego State (10-3, 1-0 MW) in its conference-opener Wednesday night at Viejas Arena. Sophomore guard Jeffrey Mills led the Falcons with 10 points.

San Diego State shot 48 percent from three, as the Aztecs made 11 three's. Aztec guard Matt Bradley scored 27 points, making 6 of 7 from three to lead all scorers.

Air Force was forced into 15 turnovers, allowing SDSU to hold a 26-8 advantage in points off turnovers. The Falcon defense did force the Aztecs into 14 turnovers.

The Falcons found themselves down 36-23 at the half. After trading baskets to start the game, San Diego State ripped off a 13-0 run to jump out to an early double-digit lead.

The Falcons fought back with a 9-0 run of their own to get the game down to five points at 25-20 with 7:25 to play. San Diego State then came right back to close the half on a 11-3 run.

The Aztecs went up by 19 early in the second half, before the Falcons cut the lead to 10 with a 15-6 run to make it 50-40 with 10 minutes to play. San Diego State called a timeout and promptly went on a 9-0 run to go back up by 19.

Air Force shot 43 percent from the field and 36 percent from three point range. The Falcons were perfect from the free throw line, making all five attempts.

Mills led the Falcons on offense, going 4 of 6 from the field and 2 of 3 from three-point range. Ethan Taylor scored nine points on three three's. Carter Murphy and Beau Becker added seven points each off the bench. Jake Heidreder and Rytis Petraitis led the Falcons with four rebounds each. Petraitis tied a career-high with five assists.

**SAN DIEGO STATE POSTGAME NOTES**Team Notes

• Air Force starters: Jake Heidbreder (G), Jeffrey Mills (G), Ethan Taylor (G), Camden Vander Zwaag (G), Corbin Green (F).

• This is the 10th straight game with this lineup and the third different starting lineup for Air Force. Air Force is 8-2 this season with this starting lineup.

• Air Force allowed 70-plus points for the third time this season, and the first since allowing 73 to Texas A&M-Commerce on Nov. 14.

• Air Force went a perfect 5 for 5 from the free throw line. The last 100 percent shooting game from the free throw line came against Fresno State (3 for 3) on Feb. 22, 2022.

• Air Force's 15 assists is the second-most that San Diego State has allowed in a game this season.

Individual Notes

• Sophomore guard Jeffrey Mills led Air Force with 10 points. Mills was 4 of 6 from the field and 2 of 3 from three-point range. Mills tied a career-high with the two three's, done for the third time this season.

• Sophomore guard Jake Heidbreder made two three's for the 13th time this season. He has made a three in 21 consecutive games. Heidbreder tied for the team-lead with four rebounds.

• Freshman forward Rytis Petraitis tied a career-high with five assists. He also had five against Arkansas State. He also tied for the team-high with four rebounds.

• Senior guard Carter Murphy scored seven points to tie for most points off the bench.

• Sophomore forward Beau Becker scored seven points to tie for the most points off the bench.

• Sophomore guard Ethan Taylor scored nine points, making three three's. It was his fourth game this season with at least three three's.

**Series History vs. SDSU**

Date	Site	Result	Score
12-8-73	Omaha, NE&	L	68-87
1-15-81	San Diego	L	43-58
2-21-81	USAFA (2OT)	L	61-63
1-25-82	USAFA	L	57-58
2-4-82	San Diego	L	55-67
1-31-83	San Diego	L	47-71
2-26-83	USAFA	L	58-64
2-2-84	USAFA	W	55-43
3-3-84	San Diego	L	58-74
1-5-85	USAFA	L	73-88
1-28-85	San Diego	L	64-74
1-2-86	San Diego	L	50-69
1-31-86	USAFA	L	63-69
1-8-87	USAFA	W	86-75
2-7-87	San Diego	W	81-77
1-21-88	USAFA	W	60-57
3-5-88	San Diego	L	67-79
1-7-89	San Diego	L	61-64
2-4-89	USAFA	W	87-69
1-13-90	USAFA	L	68-72
2-15-90	San Diego	W	65-59
3-7-90	El Paso, TX\$ (OT)	W	70-64
1-10-91	USAFA	L	48-52
2-16-91	San Diego	L	59-76
3-6-91	Laramie, WY\$	L	51-58
2-1-92	USAFA	W	65-47
2-20-92	San Diego	W	60-58
1-28-93	San Diego	L	51-59
2-4-93	USAFA	L	62-72
1-29-94	USAFA	L	60-68
2-5-94	San Diego	L	69-82
1-19-95	San Diego	L	49-69
2-9-95	USAFA	W	81-53
1-20-96	USAFA	L	69-77
2-10-96	San Diego	L	72-81
3-6-96	Albuquerque, NM\$	L	69-80
1-11-97	USAFA (OT)	L	69-77
2-6-97	San Diego	L	67-83
1-5-98	USAFA	L	81-84
2-7-98	San Diego	L	55-66
1-20-00	San Diego (3OT)	W	81-77
2-24-00	USAFA	W	63-55
1-20-01	San Diego	L	43-67
2-19-01	USAFA	L	48-62
2-4-02	USAFA	W	67-54
3-2-02	San Diego	L	47-49
1-11-03	USAFA	L	48-63
2-22-03	San Diego	L	53-67
1-31-04	San Diego	W	57-43
3-1-04	USAFA	W	61-49
1-29-05	USAFA	W	62-50
2-28-05	San Diego	W	77-57
3-10-05	Denver#	L	68-73
1-7-06	USAFA	W	65-62
2-8-06	San Diego	L	51-61
1-20-07	USAFA	W	56-51
2-6-07	San Diego	L	41-62
2-6-08	San Diego	L	38-49
3-8-08	USAFA	W	46-43
3-13-08	Las Vegas#	L	49-53
1-3-09	USAFA	L	44-61
2-7-09	San Diego	L	34-65
2-2-10	San Diego	L	48-70
3-6-10	USAFA	L	42-61
1-19-11	San Diego	L	55-68
2-19-11	USAFA	L	58-70
1-21-12	San Diego	L	44-57
2-18-12	USAFA	W	58-56
2-2-13	USAFA	W	70-67
3-6-13	San Diego	L	51-58
1-12-14	USAFA	L	72-79
2-15-14	San Diego	L	56-64
12-31-14	San Diego	L	49-53
1-20-15	USAFA	L	45-77
2-13-16	San Diego	L	61-70
1-24-17	USAFA	W	60-57
3-1-17	San Diego	L	38-51
2-3-18	San Diego	L	50-81
2-21-18	USAFA	L	56-67
1-12-19	USAFA	W	62-48
1-30-19	San Diego	L	51-66
2-8-20	USAFA	L	74-89
3-5-20	Las Vegas	L	60-73
1-22-21	USAFA	L	61-98
1-24-21	USAFA	L	59-91
2-12-22	San Diego	L	64-76
12-28-22	San Diego	L	55-71
& - Great Plains Classic			
\$ - WAC Tournament			
# - MWC Tournament			



Inside the Mountain West

2022-23 Mountain West Standings (1/18/23)

Team	MW	All	L10	Strk
Boise State (RV/RV)	5-1	15-4	8-2	W6
San Diego St. (RV/RV)	5-1	14-4	8-2	W1
Nevada (-/RV)	5-2	15-5	7-3	L1
New Mexico (RV/RV)	4-2	17-2	8-2	W3
Utah State	4-2	15-4	6-4	W1
Air Force	3-3	12-7	7-3	W3
San Jose State	3-3	12-7	6-4	L1
Fresno State	2-4	6-11	4-6	L3
Colorado State	2-5	10-10	4-6	L1
UNLV	1-5	12-6	6-4	L3
Wyoming	0-6	5-14	2-8	L8

**Air Force Individual Statistics / Rank in MW**  
Category .....Stats Rank

**AF in MW Rankings - All Games (As of 1/18)**

Corbin Green		
Blocked Shots .....	27	2nd
Blocks per game.....	1.80	2nd
Jake Heidbreder		
Free Throw Percentage ....	88.7	1st
Three's Made .....	2.26	4th
Jeffrey Mills		
Assist/Turnover Ratio .....	2.55	3rd
Rytis Petraitis		
Offensive Rebounds .....	2.05	8th
Ethan Taylor		
Assists .....	3.56	9th
Assist/Turnover Ratio .....	1.74	9th
Minutes .....	32.6	6th

**AF in NCAA Rankings - All Games (As of 1/18)**

Corbin Green		
Blocks .....	27	75th
Blocks Per Game .....	1.8	45th
Jake Heidbreder		
Free Throw Percentage ....	88.7	25th
Jeffrey Mills		
Assist/Turnover Ratio .....	2.55	37th

**2023 MW Predicted Order of Finish**

Rk	Team (First-Place Votes)	Pts.
1.	San Diego State (16)	216
2.	Wyoming (4)	204
3.	Boise State	166
4.	Colorado State	156
5.	New Mexico	136
6.	UNLV	110
7.	Fresno State	101
8.	Utah State	96
9.	Nevada	73
10.	San José State	35
11.	Air Force	27

**RECAPPING WYOMING GAME**

Air Force men's basketball (12-7, 2-3 MW) rallied from a double-digit deficit for the second-straight game to defeat Wyoming (5-13, 0-6 MW), 82-74, in a Mountain West game Tuesday night at Clune Arena. The Falcons extend their win streak to three games, led by 23 points by sophomore forward Beau Becker.

Air Force overcame another slow start and found a way to win again.

The Falcons struggled to find their shot early on, going 1-11 from the field to start the game. Wyoming went ahead by double digits just six minutes in and led by 12 at 22-10 at the 8:41 mark. Air Force got back in the game by closing the half on a 16-7 spurt to trail by just four at the break, 36-32. Wyoming shot 56 percent from the field in the opening half, holding a 22-12 advantage in points in the paint. Air Force rebounded to shoot 41 percent.

In the second half, the Falcons out-scored the Cowboys 50-38, while shooting 65 percent from the field. Highlighting the rally was three straight three's to open the second half by Becker. The third three gave Air Force a 41-38 lead.

After Wyoming came back to retake two brief leads, the Falcons took the lead for good on a jumper by Jake Heidbreder with 14:43 to play. The Falcons then went up by double-digits before Wyoming began to come back. The Cowboys got the game back down to five points with 1:22 to play. Carter Murphy then converted a bucket and foul to put the Falcons back up eight with 50 second to play. Air Force was able to close out the game for its first three-game conference win streak since 2019.

Air Force shot 53 percent for the game and 40 percent from three-point range. The Falcons were over 80 percent from the free throw line for the third-straight game, making 84 percent. It was its second straight game rallying back from a double digit lead. The Falcons also trailed by 12 points in the win at Fresno State.

Becker, who's previous high for points was 10, connected on 5 of 11 three's. He scored 20 of his 23 points in the second half.

Freshman Rytis Petraitis and seniors Carter Murphy and Camden Vander Zwaag also reached double figures. Petraitis scored 15 points, to go with nine rebounds and five assists. Murphy scored 11 points off the bench, making 5 of 6 from the line. Vander Zwaag scored 10 points, with two big three's at the end of the first half.

Guard Noah Reynolds led Wyoming with 26 points. Guard Ethan Anderson added 14 points. Wyoming shot 55 percent from the field and held a 42-24 advantage in points in the paint.

**WYOMING POSTGAME NOTES**

**Team Notes**

- Air Force starters: Beau Becker (F), Jake Heidbreder (G), Marcell McCreary (G), Rytis Petraitis (F), Ethan Taylor (G).
- This is the second straight game with this lineup and the fifth different lineup this season. Air Force is 2-0 with this lineup.
- Air Force has its first three-game win streak in Mountain West play since 2019.
- Air Force rallied back from a double-digit deficit for the second-straight game.
- AF has yet to lead at the half in all 3 MW wins.
- Air Force shot over 80 percent from the line for the third straight game.
- Air Force shot over 50 percent from the field for the seventh time this season and the second time in MW play. Air Force is 7-0 in those games.
- Air Force scored 50 pts in a half for the 1st time since scoring 50 vs. San Jose State on Feb. 15, 2020.

- Air Force snapped a three-game losing streak to Wyoming.

**Individual Notes**

- Sophomore forward Beau Becker had career-high's of 23 points and five three's made. His previous high was 10 points and two three's. Becker went 9 of 16 from the field and 5 of 11 from three. Becker also had career-high's of two steals and two blocked shots.
- Senior guard Camden Vander Zwaag reached double-figures for the first time in conference play with 11 points. Vander Zwaag went 4 for 4 from the field and 2 for 2 from three.
- Senior guard Carter Murphy scored 11 points, going 3 for 5 from the field and 5 for 6 from the line. His 11 points tied a season-high also done in the season opener vs. Bowling Green.
- Freshman forward Rytis Petraitis scored 15 points and led the team with nine rebounds and five assists. Petraitis went 7 of 9 from the free throw line.

**MW WIN STREAK**

Air Force's three game win streak in MW play is its fifth-longest in the Mountain West era and best since 2019. The last four-game win streak in MW play came in 2013.

**Longest Wins Streaks In MW Play**

Year	Streak
2006	6
2004	5
2013	4
2007	4
2023	3*

\*3 done six times

**STATS FOR MW WINS & LOSSES**

Below are Air Force's numbers in their last three games (wins) vs. the first three games (losses).

	PPG	FG	3FG	REB
AF Last 3	72.7	45.2	37.7	33.0
Opp	65.3	45.3	25.6	29.3
AF First 3	63.0	44.1	37.7	23.7
Opp	74.3	48.3	46.9	33.7

**TOP FREE THOW TEAM IN CONFERENCE**

Air Force is the top free throw shooting team in Mountain West games, shooting 81.3 percent from the line. Air Force's best free throw shooting season was in 2006-07, when the team shot 78.3 percent from the line.

1. Air Force .813 (61-75)
2. Fresno St. .812 (56-69)
3. Nevada .808 (105-130)

**70 & 60 BIG NUMBERS**

When Air Force scores 70 or more points and allow less than 60 points, they are tough to beat. The Falcons are 8-0 this season when reaching 70 points in a game. They are 7-0 when allowing less than 60 points in a game.

**ONE OF 11 UNDER 80**

Air Force is one of 11 teams in the nation that has not allowed 80 or more points in a game this season. They join Boise State as one of two teams on the list from the Mountain West.

**Teams That Haven't Allowed 80+ Pts in a game**

- Air Force
- Appalachian State
- Boise State
- Dayton
- Hawaii
- Iowa State
- North Texas
- Rutgers
- Saint Mary's
- Utah
- Virginia

**QUICKEST TO 10 WINS SINCE 2016**

Air Force's reached its 10th win of the season on Jan. 10 vs. Colorado State. It was the quickest to 10 wins since the 2015-16 season. It is also the quickest to 10 wins by a Joe Scott-coached team at Air Force.

Quickest To 10th Win in Last 10 seasons

2015-16	Jan. 2
2011-12	Jan. 9
2021-22	Jan. 10

**SIX MW FRESHMEN OF THE WEEK HONORS**

Air Force has claimed 6 of the 10 Mountain West Freshman of the week honors so far this season. Forward Rytis Petraitis has earned four honors and forward Corbin Green and guard Marcell McCreeary have earned it once each. Last season, Air Force also had 3 frosh combine for 6 MW FOW awards.

Forward Rytis Petraitis - 4x (12/12, 19, 26, 1/2)

Forward Corbin Green (11/28)

Guard Marcell McCreeary (1/16)

**THIRD-MOST DIV. I NON-CONF WINS EVER**

Air Force posted a 9-4 non-conference record this season. Its nine wins over Div. I non-conference opponents is the most since the school-record of 15 Div. I non-conference wins in the 2006-07 season. The nine Div. I non-con wins are the third-most ever.

Season	Non-Conf. Record	Div. I Wins
2006-07	16-3	15
2003-04	10-5	10
2022-23	9-4	9
2021-22	8-4	8*

\*8 Div. I non-conference wins done 5 times

**SCORING BREAKDOWN**

Air Force is getting production across three classes (no juniors on team). The underclassmen account for 77 percent of the team's scoring and 78 percent of its rebounding.

Class	Mins	Scoring	Rebounding
Freshmen	25.1	27.2	31.7
Sophomores	51.8	49.5	47.1
Juniors	-	-	-
Seniors	23.2	23.3	21.2

**NCAA RANKINGS**

Air Force has cracked the upper end of the NCAA rankings in several categories as of the Jan. 18 update.

Category	#	NCAA Rank
Scoring Defense	64.1	49
3PT FG Defense	28.2	12
Blocks Per Game	4.3	60
Effective FG pct.	.550	32
Assists per game	15.9	36
Assist/Turnover Ratio	1.31	45
Assists per field goal	66.3%	7

**NCAA PLAYER RANKINGS**

Corbin Green		
Blocks Per Game .....	1.80	45th
Blocks .....	27	75th
Jake Heidbreder		
Free Throw Percentage .....	88.7	25th
Jeffrey Mills		
Assist/Turnover Ratio .....	2.55	37th

**FIVE 20 POINT SCORERS**

Air Force is showcasing several scoring options this season, as five different players have scored 20 points in a game this season. Air Force had five combined in the previous two seasons.

Year	20 PT Scorers	# of times
2022-23	5	10
2021-22	3	7
2020-21	2	9

**FALCONS PLAYING SOME DEFENSE**

Air Force is improved across the board in defensive statistics. The Falcons are allowing 1.9 pts fewer than last year and 7.8 fewer than 2 years ago.

**Air Force Defense**

Class	PPG	FG%	3FG%
2022-23	64.1	42.2	28.2
2021-22	66.0	46.4	31.2
2020-21	71.9	50.0	36.6

**THREE POINT DEFENSE RANKS 12th IN NCAA**

Air Force ranks 12th in the nation in three-point defense at 28.2 percent. The school record for lowest defensive three point percentage is 28.8 set in 2003-04.

Season	3 PT DEFENSE
1. 2022-23	28.2
2. 2003-04	28.8
3. 2021-22	31.2

**RECORD PACE FOR BLOCKS**

Air Force is 1st in the Mountain West and 60th in the nation in blocked shots, averaging 4.3 BPG.

Air Force's best season for blocked shots was back in 1993-94, when the team averaged 4.3 swats per game.

	BPG
2022-23	4.3
2021-22	3.0
2020-21	2.5

**IMPROVING ON THE BOARDS**

Air Force continues to improve in the rebounding department under Joe Scott. The Falcons are pulling down 4.1 more rebounds per game than last season and 7.6 more than 2 years ago.

Year	RPG	DEF RPG	+/-
2022-23	30.7	32.1	-1.4
2021-22	26.6	33.0	-6.4
2020-21	23.1	34.6	-11.5

**BENCH SCORING**

Air Force is getting improved production out of its bench so far this season. The reserves are averaging 21.9 points per game, which is 8.1 points more than last season and 9.4 more than two years ago.

Bench Scoring	Scoring Average
2022-23	21.9
2020-22	13.8
2020-21	12.5

**A Day In The Life Of A Cadet**

**Carter Murphy, Senior, Guard**  
(2x MW All-Academic, 3x MW Scholar-Athlete, 2021-22 NABC Honors Court)  
Data Science Major

Time	Activity/Duty
6:15	Wake Up
6:30	Morning Officer Development
7:00	Breakfast
7:30	Aeronautical Engineering
8:30	Financial Accounting
9:30	Management Perspectives (Double Period)
11:35	Mandatory March to Lunch
11:55	Lunch
12:30	Squadron meeting
2:00	Shooting before practice
2:30	Film
3:00	Practice
5:00	Lift
6:00	Ice and shower
6:30	Dinner
7:15	Squadron meeting
8:00	Homework
10:30	Bed

**Ethan Taylor, Sophomore, Guard**  
(2021-22 MW All-Academic)  
Undeclared for Major

Time	Activity
6:20	Wake up
6:30	Morning Accountability Formation
7:00	Breakfast
7:30	Political Science
8:30	Social Science
9:30	Economics (double period)
11:35	Mandatory March to Lunch
11:55	Lunch
12:30	Squadron Meeting
1:30	Prehab with trainers
2:15	Warm up/ Shoot before practice
2:45	Practice
5:00	Lift
6:00	Treatment with trainers/shower
7:00	Dinner
8:00	Homework
9:00	Free Time
10:15	Bed

**SQUADRON JOBS**

In order to prepare for life as an officer, the Cadet Wing at the United States Air Force Academy simulates the organization of an operational Air Force wing. Cadets are responsible for running and operating the wing – an unparalleled leadership opportunity to understand the importance of respect amongst peers and how to be an honorable, well-balanced officer. All cadets learn how to use a chain of command, how to function as part of various military formations and how military units organize to accomplish collective tasks. The Cadet Wing's 4,000 members are organized into four groups of 10 squadrons each. Cadets live, eat and take part in military training with their squadrons.

**Air Force Academy**

The United States Air Force Academy (USAFA) is a world-class institution providing a comprehensive developmental experience to graduate innovative, resilient and committed airpower leaders of character. It provides an intensive immersion in leadership training and officer development founded on integrity, built on the pillars of academic, military and athletic excellence and which inculcates in our cadets a spirit of selfless service to our Nation. USAFA fosters a culture of commitment and climate of respect focusing future leaders on innovation and continual improvement. It produces air-minded leaders and career officers with the character, critical thinking skills and strategic agility to lead our Nation's Air Force today and into the future. USAFA strives to offer the best education in a liberal arts environment to prepare thoughtful, caring, innovative leaders.

- USAFA is consistently ranked by multiple sources as one of the country's top public universities, particularly when it comes to engineering and liberal arts education.
- The Academy ranked number two in Aerospace/Aeronautical/Astronautical Engineering at schools where doctorate degrees are not offered, just behind Emory Riddle Aeronautical University, Prescott, Ariz.
- The school also tied for second place with the U.S. Military Academy (West Point) in High School Counselor Ranking at Liberal Arts Colleges.
- The number 3 ranking for Top Public Schools Ranking also went to the Academy.
- The Academy tied for fifth place with U.S. Naval Academy (Annapolis) for Best Undergraduate Engineering Program also where doctorate degrees are not offered.
- #6 Electrical/Electronic/Communications
- #8 Mechanical Engineering
- #26 National Liberal Arts Colleges
- #45 Best Undergraduate Business Programs

Service above self is at the core of the USAFA experience and USAFA cadets strive to always serve with purpose, honor, and selflessness.

- 61% of USAFA graduates serve 10 years and 45% serve 20 years.
- USAFA cadets contribute 38,000 volunteer hours per year in the local community, as well as across the Nation.
- STEM Outreach Club, as ambassadors for Air Force innovation, received the 2015 National Society of Black Engineers Golden Torch Award for Government Community Service for 5,500 hours of outreach.

**Facts about the class of 2012**

- 10,202 applications received
- 1,216 processed into Academy
- 65% National Honor Society

**High School:**

- Average GPA: 3.85
- Average SAT scores: 673 Math, 661 Reading
- Average ACT scores: 30.8

**SEVEN IN A ROW AT HOME**

Air Force had its seven-game home win streak snapped with the loss to Nevada. It was the longest since 2010. Air Force trailed for just 26:27 over those seven games. They did not trail at all in three of those games.

Longest Home Win Streaks in MW era

Years	Games
2004-07	36 games across 4 seasons
2002-05	24 games across 3 seasons
2021-22	7
2010-11	7

**32 CONSECUTIVE FROM LINE FOR HEIDBREDER**

Sophomore guard Jake Heidbreder made 32 consecutive free throws over a span of 10 games. His streak was snapped at Northern Colorado where he missed his next three free throw attempts. It is believed to be the longest free throw streak in school history.

- Heidbreder ranks 1st in the MW in free throw percentage at 88.7 percent (55-62).

Air Force Season Record Free Throw Percentage

Player	Year	Pct.
1. Todd Fletcher	2011-12	92.3 (48-52)
2. Matt Mcraw	2004-05	89.8 (44-49)
4. <i>Jake Heidbreder</i>	2022-23	88.7 (55-62)

AF Career Free Throw Pct.

Player	Year	Pct.
1. Lamoni Yazzie	1999-02	87.0 (161-185)
2. Matt McCraw	2003-07	85.2 (179-210)
4. <i>Jake Heidbreder</i>	2021-23	84.0 (100-119)

**TAYLOR RUNNING POINT**

Sophomore Ethan Taylor leads Air Force in assists with 3.6 per game. Taylor led the Falcons last season with a freshman record 103 assists. He has also significantly lowered his turnovers per game so far this season, down to 2.0 per game compared to 3.2 his freshman season.

Taylor did not play in Colorado State game due to injury, but rebounded to score 15 pts on a career-high five three's vs. Colorado State.

Taylor currently leads the MW in three percentage in MW games, making 57.7 percent from long range in conference games.

**MILLS TAKING CARE OF BALL**

Sophomore guard Jeffrey Mills has been extremely efficient with the ball this season with 48 assists and just 19 turnovers. He currently ranks third in the Mountain West and 34th in the nation with a 2.55 assist/turnover ratio.

**10 BLOCKS VS. UAPB**

Air Force blocked 10 shots vs. Arkansas-Pine Bluff, which is the most in the Mountain West era. The Falcons previous best was 9, done in 2010 & 2012.

**WHAT A DEBUT**

Freshman forward Corbin Green had a debut for the ages in Air Force's 83-56 win over USC-Upstate. All Green did was score 17 points, pull down 12 rebounds and dish out six assists. He became the first freshman to record a double-double in his first career start since Tom Bellairs in 1999.

**GREEN EARNS MW FOW HONORS**

Corbin Green earned Mountain West Freshman of the week honors for his performance in three

games during the week of Nov. 23-30. Green averaged 15.0 ppg and 6.7 rpg and shot a blistering 72 percent from the field. He was also named to the Collegiate Hoops Roadshow All-Tournament Team.

**VANDER ZWAAG EARNS MVP HONORS**

Senior guard Camden Vander Zwaag earned Collegiate Hoops Roadshow MVP honors for his performances in wins over USC-Upstate and MVSU.

Vander Zwaag averaged 21.0 ppg, shot 61 percent from the field and 61 percent from three point range combined in those games. He scored 20 points and hit four three's in the win over Upstate and then scored a career-high 22 points, making seven three's against MVSU.

**MOERMAN LOST FOR SEASON**

Sophomore Lucas Moerman is most likely to miss the rest of the season after injuring his shoulder against Portland. He is slated to undergo surgery in December. Moerman ranked third in the conference averaging 1.5 blocks to per game at the time of injury. The 6-10 center had started every game for the Falcons to start the season.

**WHO'S BACK**

- Air Force returns three starters and 12 letterwinners from 2021-22.

<u>Top Returning Scorers:</u>	PPG	LAST YR RANK
So. G Jake Heidbreder	10.4	2
So. G Ethan Taylor	8.6	3
Sr. F Nikc Jackson	5.8	5

<u>Top Returning Rebounders</u>	RPG	RANK
So. G Ethan Taylor	4.8	1
So. C Lucas Moerman	3.9	2
Sr. F Nikc Jackson	3.6	3

<u>Top Returning Assists</u>	APG	RANK
So. G Ethan Taylor	3.7	1
So. G Jake Heidber	1.9	2
So. G Jeffrey Mills	1.5	3

Percentage Returning for Air Force in 2022-23

	Total	So.	Sr.
Scoring .....	65%	43%	22%
Rebounding.....	71%	49%	22%
Games Started .....	63%	56%	8%
Minutes .....	75%	52%	23%

**WHO'S GONE**

- The Falcons lost 2 starters off the 2021-22 team.
- Leading scorer AJ Walker (guard) graduated after leading team in scoring for second-straight season, averaging 14.2 ppg.
- Third leading scorer, sophomore guard Joseph Octave (8.6 ppg), transferred to Holy Cross.

**WHO'S NEW**

- Air Force welcomes seven freshmen to the 2022-23 team.
- Five of the seven played at the USAFA Prep School last season.
- Air Force welcomes back assistant coach Jon Jordan to the staff. Jordan, a 1985 USAFA graduate, was also at Air Force as an assistant from 2000-05.



**85 PERCENT UNDERCLASSMEN**

For the second straight season, Air Force has one of the youngest teams in the country. 17 of 20 players on the roster are either freshmen or sophomores. Last season in 2021-22, Air Force ranked third in most freshmen (11) in Div. I MBB.

<i>2022-23 Breakdown</i>	<i>#</i>	<i>% of team</i>
Freshmen.....	7	35%
Sophomores.....	10	50%
Juniors.....	0	0%
Seniors.....	3	15%

**SENIORS RECEIVE ASSIGNMENTS**

The three Air Force seniors recently received their career fields for their first assignment upon graduation in May.

Nick Jackson - Undergraduate Pilot Training (UPT)  
Carter Murphy - Operations Research Analyst  
Camden Vander Zwaag - Munitions & Missile Maintenance.  
Upon graduation, the seniors begin their careers in the Air Force or Space Force as 2nd. Lieutenant officers. The minimum requirement for service is five years. Pilots serve at least 10 years.

**HIEDBREDER WITH HISTORIC SHOOTING**

Sophomore guard Jake Heidbreder had a standout freshman campaign for Air Force in 2021-22. Heidbreder was second on the team in scoring. He led the team in field goal percentage, three point percentage and free throw percentage. He is just the second player in Air Force history to accomplish the feat, joining assistant coach Lt. Col. Matt McCraw, who also did same in 2004-05.

**Season Leader At Air Force: FG/3FG/FT%**

<i>Player</i>	<i>Year</i>	<i>FG%/3FG%/FT%</i>
Jake Heidbreder.....	2021-22	49.8/37.9/79.7
Matt McCraw.....	2004-05	50.9/50.9/89.8

**HOMETOWN KID**

Sophomore center Luke Moerman is a Colorado Springs native, playing his high school ball at Doherty High School. Moerman is the first hometown product since Kyle Broekhuis in 2016-17.

**Recent Air Force players from Colorado Springs (That appeared in games)**

<i>Player</i>	<i>Years at AF (High School)</i>
Lucas Moerman.....	2021-22 (Doherty)
Kyle Broekhuis .....	2014-17 (CSCS)
Jason Anderson.....	2015-16 (Doherty)
DeLovell Earls.....	2011-15 (CSS)
Kamryn Williams .....	2011-15 (Sierra)
Taylor Broekhuis.....	2009-13 (CSCS)
<i>CSCS - Colorado Springs Christian School</i>	
<i>CSS - Colorado Springs School</i>	

**ARIZONA & TEXAS WELL REPRESENTED**

Over half of Air Force's roster is comprised of players from the states of Arizona and Texas. The Falcons have five players from Arizona and six from Texas.

**Arizona Natives (Hometown)**

Fr. Wyatt Bell (Buckeye)  
So. Byron Brown (Sahuarita)  
Sr. Nick Jackson (Scottsdale)  
Sr. Carter Murphy (Phoenix)  
So. Jake Murphy (Phoenix)

**Texas Natives (Hometown)**

So. Beau Becker (Dallas)  
Fr. Corbin Green (Midlothian)  
Fr. Marcell McCreary (Fort Worth)  
So. Jeffrey Mills (Flower Mound)  
Fr. Rytis Petraitis (Arlington)  
So. Ethan Taylor (Houston)

**BROTHERS**

Air Force has a pair of brothers on the team in guards Carter and Jake Murphy. Carter, a junior, and Jake, a freshman, both hail from Phoenix, Ariz. They are the fourth set of brothers to play at Air Force in the Mountain West era, but the first to play together as teammates since Antoine and Adam Hood played together for two seasons from 2004-05 and 2005-06.

**Recent brothers to play at Air Force Name (Year graduated)**

Taylor (2013) & Kyle Broekhuis (2017)  
Michael (2013) & Trevor Lyons (2018)  
Antoine (2006) & Adam Hood (2008)  
Lawrence (2000) & Lamoni Yazzie (2002)

**19 HOME GAMES**

Air Force is slated to play a program-record 19 home games in 2022-23. After the opener at Bowling Green, the Falcons will play seven straight and 10 of 11 at home at Clune Arena.

**Most Home Games At Air Force**

2022-23 .....	19
2016-17 .....	18
2010-11 .....	18
6 times.....	17

**TAYLOR WITH FIRST-EVER TRIPLE-DOUBLE**

Ethan Taylor had the first-ever triple double in 66 years of Air Force basketball on Jan. 15 against Nevada. Taylor scored 14 points, 10 rebounds and 10 assists. His final rebound came off a missed shot as time expired in the game. Taylor had one of 22 triple-doubles in the NCAA in 2021-22.

**THREE FRESHMEN EARN MW FOW HONORS**

Air Force had three freshmen combined to earn six Mountain West Freshman of the Week honors in 2021-22. Guard Ethan Taylor won the award four times and guard Jake Heidbreder and center Lucas Moerman won it once each.

**MW Freshman of the Week**

Nov. 22 Ethan Taylor  
Nov. 29 Ethan Taylor  
Dec. 6 Ethan Taylor  
Jan. 3 Jake Heidbreder  
Jan. 17 Ethan Taylor  
March 5 Lucas Moerman

**JOE SCOTT ERA PART II**

Joe Scott took over the helm of Air Force basketball for the second time in 2020-21. Scott was previously Air Force's head coach for four seasons from 2000-04, amassing a 51-63 record during that time. Scott guided the Falcons to its first-ever Mountain West title in 2003-04, as the Falcons posted a 22-7 overall record and 12-2 conference mark.

**Scoring By Class/Starters vs. Bench**

<i>Opp</i>	<i>FR</i>	<i>SO</i>	<i>JR</i>	<i>SR</i>	<i>Starters/Bench</i>
BGSU	9	22	-	27	45/13
Delaware	12	44	-	19	53/22
TAMUC	11	35	-	23	43/26
Portland	0	39	-	12	41/10
Upstate	33	25	-	26	56/27
MVSU	17	18	-	29	48/16
Montana	16	35	-	8	52/7
UAPB	27	39	-	15	59/22
Portland St.	24	24	-	16	34/30
S. Dakota	13	48	-	18	53/26
Arkansas St.	33	31	-	16	53/27
Tarleton St.	27	38	-	16	43/38
UNC	28	33	-	6	46/21
SDSU	14	32	-	9	29/26
NEV	18	40	-	11	37/32
USU	18	41	-	4	44/21
CSU	55	26	-	4	70/15
FSU	20	32	-	9	39/12
WYO	22	39	-	21	57/25
SDSU	<hr/>				
SJSU	<hr/>				
UNM	<hr/>				
BSU	<hr/>				
NEV	<hr/>				
CSU	<hr/>				
UNM	<hr/>				
USU	<hr/>				
WYO	<hr/>				
FSU	<hr/>				
UNLV	<hr/>				
SJSU	<hr/>				
Total	397	641	-	279	892/417

**2022-23 Honors****Corbin Green**

- Collegiate Hoops Roadshow All-Tournament Team
- MW Freshman of the Week (Nov. 28)
- Air Force Athletics Athlete of the Week (Nov. 28)

**Jake Heidbreder**

- Collegiate Hoops Roadshow All-Tournament Team

**Marcell McCreary**

- MW Freshman of the Week (Jan. 16)

**Rytis Petraitis**

- MW Freshman of the Week (Dec. 12)
- MW Freshman of the Week (Dec. 19)
- MW Freshman of the Week (Dec. 26)
- MW Freshman of the Week (Jan. 2)
- Air Force Athletics Athlete of the Week (Jan. 2)

**Camden Vander Zwaag**

- Collegiate Hoops Roadshow MVP

**SCOTT THE FIRST TWO-TIME MW COACH**

Joe Scott is the first men's basketball coach to coach the same program twice during the Mountain West era.

**A DEFENSE-LED TEAM UNDER SCOTT**

A hallmark trait of a Joe Scott-coached team is its defense. Scott's team's have led the nation three times in fewest points allowed in a season, including two years at Air Force.

In his first four years at Air Force, the Falcons allowed 58.9 ppg. The most points allowed in a season under Scott was 71.9 in 2020-21.

**NCAA LEADER - DEFENSE (PPG)**

2002-03 (Air Force) 57.0

2003-04 (Air Force) 50.9

2005-06 (Princeton) 53.3

**AIR FORCE'S 3-POINT STREAK**

Air Force has hit at least one 3-pointer in 406 straight games dating back to Nov. 21, 2009 vs. Northern Colorado.

**PRINCETON FAMILY**

Basketball at Princeton is a family affair for Joe Scott. Scott is a 1987 Princeton graduate, having played four years for the Tigers under legendary coach Pete Carrill. Scott's wife, Leah, is a 1992 Princeton grad and was a four-year starter with the Tigers women's basketball program. The Princeton legacy continues as Joe and Leah's son Jack, is a freshman guard on the Princeton basketball team in 2022-23.

**STAFF FAMILIARITY**

Head coach Joe Scott has surrounded himself with familiar faces so far in his tenure at Air Force. Nearly the entire staff have worked with or played under Scott in prior stops.

**Prior Stints with Joe Scott**

David Metzendorf (assistant w/Scott at Holy Cross)

Lt. Col. Matt Craw (player at Air Force)

Maj. Marc Holum (player at Air Force)

Jared Czech (grad. assistant at Denver)

Jon Jordan (assistant during Scott's first stint at AF and assistant at Denver)

**2003-04 TEAM INDUCTED INTO COLORADO SPRINGS HALL OF FAME**

The 2003-04 Air Force men's basketball team, coached by Joe Scott, was recently inducted into the Colorado Springs Sports Hall of Fame. It is the program's second HOF induction, as they were inducted into the Air Force Academy HOF in 2021.

The 2004 team won the program's only conference championship while compiling a 22-7 overall record, a program record at the time. The Falcons finished 12-2 in the Mountain West, winning the championship by two full games. The team earned an at-large bid to the NCAA tournament, the program's first appearance in 42 years. The Falcons won 13 straight and 16-of-17 at one point during the season and earned a top 25 national ranking.

**Notable accomplishments in 2021-22****Team**

- More than doubled win total from previous season (from 5 to 11 wins).
- Seven game win streak and 7-1 start were both best since 2007.
- Had a winning record entering February for first time since 2013.
- Sunshine Slam Champions with 3-0 record (wins over Tulsa, Holy Cross and Bethune-Cookman).
- 76-58 win over service academy rival Army. Led 45-13 at halftime for biggest halftime lead ever in the series.
- Posted winning record at home with 7-6 record.
- Top 100 in nation in three-point defense (57th - .312) and scoring defense (78th - 66.0 ppg).
- MW Freshman of the week six times (by three players).

**Individual**

- Sr. G, AJ Walker graduates with 1,410 career points to rank 7th all-time in scoring.
- Fr G, Ethan Taylor with first-ever triple double in AF history (14 pts, 10 reb, 10 assists) on Jan. 15 vs. Nevada.
- Walker earns All-Mountain West Honorable Mention.
- Fr. G, Jake Heidbreder sets MW era scoring record with 303 points, ranking 4th all-time.
- Hiedbreder sets MW freshman scoring record with 194 points and 11.4 ppg.
- Fr. C, Lucas Moerman with 42 blocks, which is 2nd most all-time in a season and new AF freshman record.
- Moerman's 21 blocks in MW play is a new school record.
- Moerman's 6 blocks against San Jose State on Jan. 25 tied a school record.

**2021-22 Honors (Returners):****Jake Heidbreder**

- Bob Spear Award (Academics, Military, Athletic achievement)
- MW Freshman of the Week (1/3)
- Academic All-MW
- MW Scholar-Athlete

**Lucas Moerman**

- MW Freshman of the Week (3/5)

**Carter Murphy**

- Academic All-MW
- MW Scholar-Athlete
- NABC Honors Court

**Ethan Taylor**

- 4x MW Freshman of the Week (11/22), (11/29), (12/6), (1/17)
- Air Force Athletics Athlete of the Week (1/17)
- Academic All-MW

**Camden Vander Zwaag**

- Cliff Parsons Award (player that gives 100 percent)

## AIR FORCE AND THE MOUNTAIN WEST CONFERENCE

Air Force is in its 24th season as a charter member of the Mountain West Conference. Air Force has one MW title, winning the regular season championship in 2004-05. Air Force is 6-23 all-time at the MW Championships. The Falcons have never advanced past the quarterfinals of the tournament.

### Air Force's Mountain West Record

Year	Coach	W	L	W	L	Place	MW Tournament
1999-00	Reggie Minton	8	20	4	10	7th	reached MW quarterfinals (0-1)
2000-01	Joe Scott	8	21	3	11	8th	reached MW quarterfinals (0-1)
2001-02	Joe Scott	9	19	3	11	T-7th	reached MW quarterfinals (0-1)
2002-03	Joe Scott	12	16	3	11	8th	reached MW quarterfinals (0-1)
2003-04	Joe Scott	22	7	12	2	1st	reached MW quarterfinals (0-1)
2004-05	Chris Mooney	18	12	9	5	3rd	reached MW quarterfinals (0-1)
2005-06	Jeff Bzdelik	24	7	12	4	T-2nd	reached MW quarterfinals (0-1)
2006-07	Jeff Bzdelik	26	9	10	6	T-3rd	reached MW quarterfinals (0-1)
2007-08	Jeff Reynolds	16	14	8	8	5th	reached MW quarterfinals (0-1)
2008-09	Jeff Reynolds	10	21	0	16	8th	won prelim, reached MW quarterfinals (1-1)
2009-10	Jeff Reynolds	10	21	1	15	8th	won prelim, reached MW quarterfinals (1-1)
2010-11	Jeff Reynolds	16	16	6	10	T-6th	reached MW quarterfinals (0-1)
2011-12	Reynolds/Pilipovich	13	16	3	11	T-7th	reached MW quarterfinals (0-1)
2012-13	Dave Pilipovich	18	14	8	8	6th	reached MW quarterfinals (0-1)
2013-14	Dave Pilipovich	12	18	6	12	10th	lost in prelims (0-1)
2014-15	Dave Pilipovich	14	17	6	12	9th	won prelim, reached MW quarterfinals (1-1)
2015-16	Dave Pilipovich	14	18	5	13	10th	lost in prelims (0-1)
2016-17	Dave Pilipovich	12	21	4	14	T-10th	won prelim, reached MW quarterfinals (1-1)
2017-18	Dave Pilipovich	12	19	6	12	9th	lost in prelims (0-1)
2018-19	Dave Pilipovich	14	18	8	10	6th	won prelim, reached MW quarterfinals (1-1)
2019-20	Dave Pilipovich	12	20	5	13	9th	won prelim, reached MW quarterfinals (1-1)
2020-21	Joe Scott	5	20	3	17	10th	lost in prelims (0-1)
2021-22	Joe Scott	11	17	4	13	10th	lost in prelims (0-1)

MW 8 teams from 1999-05

MW 9 teams from 2006-11

MW 8 teams in 2011-12

MW 9 teams in 2012-13

MW 11 teams from 2013-Present

## AIR FORCE RECORD BOOK WATCH

### TOP FREE THROW PERCENTAGES

No.	Pct.	3M-3A	Player	Season
1.	92.3	48-52	Todd Fletcher	2011-12
2.	89.8	44-49	Matt McCraw	2004-05
3.	89.2	58-65	Dan Nwaelele	2005-06
4.	<b>88.7</b>	<b>55-63</b>	<b>Jake Heidbreder</b>	<b>2022-23</b>
5.	88.0	66-75	Matt McCraw	2006-07
	88.0	66-75	Lamoni Yazzie	2000-01
7.	87.4	83-95	Dan Kraft	1974-75
8.	86.4	89-103	Lamoni Yazzie	2001-02
9.	85.4	82-96	Tim Anderson	2006-07
10.	85.3	70-82	Charles Smith	1990-91

### MOST BLOCKED SHOTS (since 1983-84)

No.	Blks.	Player	Season
1.	45	Bryce Morgan	1993-94
2.	<b>42</b>	<b>Lucas Moerman</b>	<b>2021-22</b>
3.	38	David Schuck	1998-99
4.	32	John Frye	2005-06
5.	31	Mike Lockwood	1987-88
6.	30	David Schuck	1997-98
7.	29	Taylor Broekhuis	2012-13
8.	28	Taylor Broekhuis	2011-12
	28	Joel Gerlach	2002-03
	28	Maurice Anderson	1994-95
	28	Brad Boyer	1992-93
	<b>27</b>	<b>Corbin Green</b>	<b>2022-23</b>

## Head Coach Joe Scott



Joe Scott enters year three of his second stint as head men's basketball coach at Air Force for the 2022-23 season.

Scott, who led the Air Force men's basketball program from 2001-04 to unprecedented heights, returns to the Academy to once again to lead

the program, announced on March 31, 2020, by Director of Athletics Nathan Pine.

A veteran of 31 years in the coaching ranks and 18 as a head coach, Scott returned to the Academy in 2020-21 after spending the previous two seasons as an assistant coach at Georgia. During his time at Georgia, Scott worked with freshman guard Anthony Edwards, who went on to become the top selection in the 2020 NBA Draft by the Minnesota Timberwolves.

Scott, who in 2013 was tabbed one of the nation's top-20 "Xs & Os" coaches in a survey of his peers by ESPN's Jeff Goodman, was also head coach at Princeton, his alma mater, for three campaigns and Denver for nine seasons.

Scott first came to the Academy in 2001, taking over a program that had not had a winning season in 22 years and led it to new levels of success. In just four seasons he led the Falcons to their only Mountain West regular season title, first NCAA tournament appearance in 42 years, a top 25 national ranking and a then-school-record 22 wins. He was named MW coach of the year, National Association of Basketball Coaches (NABC) coach of the year and finished fourth in the balloting for Associated Press national coach of the year in 2004. Scott compiled a 22-4 (.846) record at home over his final two seasons, including a 3-0 mark in 2003-

04. Attendance surged by more than 300 percent during his time leading the Falcons.

Scott was the head coach at Princeton from 2004-07. The Tigers finished first nationally in scoring defense in 2006-07 after being second in Scott's first two seasons.

From 2007-16, Scott was head coach at Denver where he inherited a program that was 4-25 and ranked 335th (of 336) in the NCAA RPI prior to his arrival. He led the program to a school-record 22 Division I victories in 2012 and 2013. In 2012, Scott was a finalist for the Hugh Durham Award as the nation's top mid-major head coach. In 2013, Denver shared the WAC regular-season title, earned a National Invitational Tournament (NIT) bid and secured its first postseason win ever. Within his first five years, Denver was a top 100 RPI team and a top 65 RPI team at the end of his sixth season. Denver was 75-15 (.833) at home over a six year stretch, including a 15-game home winning streak which tied as the ninth longest in the nation entering 2010-11. Denver also had the fifth largest attendance increase in the country in 2011-12.

Not afraid of difficult situations and rebuilding programs, Scott has a 235-240 career record in 16 seasons as a head coach while recruiting and coaching 29 all-league players (10 in the Mountain West, four in the Ivy League, six in the Western Athletic Conference, five in the Sun Belt and four in the Summit). His teams have been known for playing with tenacity, tempo and collective toughness. His teams showed continued improvement and developed a culture of winning.

Before breaking into the head coaching ranks, Scott was an assistant coach at Monmouth and at Princeton. While at Princeton, Scott helped the Tigers to five consecutive postseason appearances, with trips to the 1996, 1997 and 1998 NAAs and the 1999 and 2000 NITs. The Tigers won three Ivy League titles from 1996-98, including perfect 14-0 records in the final two seasons. Princeton upset

### The Scott File

2003-04 Mountain West Coach of Year  
2003-04 MW Champions (first and only at AF)  
2003-04 NCAA Tournament Participant

#### Education

College: Princeton  
B.A., History, 1987  
Four-year letterman, 2x All-Ivy League PG

Hometown: Pelican Island, NJ  
High School: Toms River East

#### Coaching Career (30th year/17th as HC)

Monmouth	
Assistant Coach	1991-92
Princeton	
Assistant Coach	1992-00
Air Force	
Head Coach	2000-04
Princeton	
Head Coach	2004-2007
Denver	
Head Coach	2007-16
Holy Cross	
Assistant Coach	2016-18
Georgia	
Assistant Coach	2018-20
Air Force	
Head Coach	2020-Present

defending national champion UCLA in the 1996 NCAA Tournament and ranked as high as No. 7 nationally in 1998 en route to earning a No. 5 NCAA seed, the highest ever for an Ivy League team.

Scott spent two seasons on Bill Carmody's staff at Holy Cross. Carmody was an assistant coach at Princeton when Scott was a four-year letterwinner from 1983-87. Scott also served as an assistant coach along with Carmody under Pete Carril from 1992-96.

Scott was a three-year starter and two-time All-Ivy selection at point guard at Princeton. As a freshman, he helped the Tigers win the Ivy League title and reach the second round of the NCAA Tournament. Scott led Princeton in steals as a sophomore, junior and senior and still ranks No. 7 among the Tigers' career leaders with 144. Scott connected on what was then a school-record 59 3-pointers as a senior. He scored 809 points in 99 career outings which is an 8.2 career scoring average.

Scott earned his bachelor's degree in history from Princeton in 1987 and then secured his law degree from Notre Dame in 1990. He worked for the Morristown, N.J., law firm of Ribis, Graham & Curtin before beginning his coaching career.

A native of Pelican Island, N.J., Scott was a three-sport prep star (basketball, football and baseball) at Toms River East High. He has been inducted into four halls of fame – the Tom Rivers Schools Athletic Hall in 2004, both the NJSIAA and the Toms River Regional Schools Halls in 2005 and the Jersey Shore Sports Hall in 2013. Scott is married to the former Leah Spraragen, a 1992 Princeton graduate who was a four-year starter at point guard for the Tigers and was an assistant coach at Princeton, Dartmouth and Arizona State.

The Scotts have two sons, Ben and Jack.

### Joe Scott Head Coaching Record

Year	School	Record	Conf/Finish
2000	Air Force	8-21	3-11/7th MW
2002	Air Force	9-19	3-11/8th MW
2003	Air Force	12-16	3-11/8th MW
2004	Air Force	22-7	12-2/1st MW - 1st MW Title at AF - NCAA Round of 64
(4 years)		51-63	21-35
2005	Princeton	15-13	6-8/6th Ivy
2006	Princeton	12-15	10-4/2nd Ivy
2007	Princeton	11-17	2-12/8th Ivy
(3 years)		38-45	18-14
2008	Denver	11-19	7-11/5th Sun Belt - West
2009	Denver	15-16	9-9/3rd Sun Belt - West
2010	Denver	19-13	10-8/3rd Sun Belt - West
2011	Denver	13-17	9-7/3rd Sun Belt - West
2012	Denver	22-9	11-5/3rd Sun Belt - West
2013	Denver	22-10	16-2/T1st - WAC - NIT Round of 16 (2nd round)
2014	Denver	16-15	8-6/4th Summit League
2015	Denver	12-18	6-10/T6th Summit League
2016	Denver	16-15	7-9/6th Summit League
(9 years)		146-132	
2021	Air Force	5-20	3-17/10th MW wins over Nevada and Wyoming
2022	Air Force	11-18	10 freshmen on roster
2023	Air Force	12-7	17 underclassmen. 3rd most Div. I non-conf. wins ever
(3rd year)		79-108	
<b>Total (18 yrs)</b>		<b>263-285</b>	



## Joe Scott vs. Opponents

OPPONENT	TOTAL	W	L	OPPONENT	TOTAL	W	L	OPPONENT	TOTAL	W	L
Air Force	1	0	1	Navy	4	2	2	Western Kentucky	6	4	2
Alabama A&M	1	1	0	<b>Nevada</b>	<b>4</b>	<b>1</b>	<b>3</b>	Wisconsin-Milwaukee	2	1	1
Alaska-Anchorage	1	1	0	<b>New Mexico</b>	<b>12</b>	<b>6</b>	<b>6</b>	<b>Wyoming</b>	<b>25</b>	<b>9</b>	<b>16</b>
Alcorn State	2	2	0	New Mexico State	1	0	1	Yale	7	4	3
<b>Arkansas State</b>	<b>13</b>	<b>9</b>	<b>4</b>	New Orleans	8	4	4	<b>Career</b>	<b>548</b>	<b>263</b>	<b>285</b>
Arkansas-Little Rock	9	2	7	North Carolina	1	0	1	<b>MW</b>	<b>TOTAL</b>	<b>W</b>	<b>L</b>
<b>Arkansas-Pine Bluff</b>	<b>4</b>	<b>4</b>	<b>0</b>	North Dakota State	10	2	8	Boise State	5	1	4
Army	1	1	0	North Texas	9	3	6	Colorado State	22	7	15
Auburn	1	0	1	Northern Arizona	2	1	1	Fresno State	4	0	4
Belmont	4	2	2	<b>Northern Colorado</b>	<b>7</b>	<b>4</b>	<b>3</b>	Nevada	4	1	3
Bethune-Cookman	1	1	0	Northern Iowa	4	1	3	New Mexico	12	6	6
<b>Bowling Green</b>	<b>1</b>	<b>0</b>	<b>1</b>	NW State	1	1	0	San Jose State	6	4	2
<b>Boise State</b>	<b>6</b>	<b>1</b>	<b>5</b>	Oakland	2	0	2	San Diego State	12	3	9
Brown	6	2	4	Ohio	1	1	0	UNLV	13	3	10
Bryant	1	0	1	Oklahoma	1	0	1	Utah State	12	5	7
Bucknell	1	1	0	Omaha	8	6	2	Wyoming	25	9	16
BYU	9	2	7	Oral Roberts	4	2	2	<b>Overall MW Career</b>	<b>117</b>	<b>40</b>	<b>77</b>
Cal	4	1	3	Oregon	1	0	1	<b>Overall MW at AF</b>	<b>105</b>	<b>31</b>	<b>74</b>
Cal State Northridge	4	3	1	Prairie View A&M	1	1	0	<b>MW Regular Season</b>	<b>99</b>	<b>31</b>	<b>69</b>
Carnegie Mellon	1	0	1	Penn	6	2	4	<b>MW Tournament</b>	<b>6</b>	<b>0</b>	<b>6</b>
Central Connecticut St.	1	1	0	Penn State	1	0	1	<b>Joe Scott vs. Ranked Opponents</b>			
Charleston Southern	1	1	0	Pepperdine	1	0	1	11/17/01, #18 Wake Forest	L, 44-84		
The Citadel	1	1	0	<b>Portland</b>	<b>3</b>	<b>0</b>	<b>3</b>	11/14/01, #8 Missouri	L, 58-86		
Colorado	1	0	1	<b>Portland State</b>	<b>2</b>	<b>1</b>	<b>1</b>	12/1/01, #24 Fresno St.	L, 52-68		
<b>Colorado State</b>	<b>22</b>	<b>7</b>	<b>15</b>	Rice	2	1	1	3/18/04, #18 North Carolina	L, 52-63		
Colgate	1	0	1	Rutgers	3	1	2	11/12/04, #6 Syracuse	L, 45-56		
Columbia	6	4	2	San Diego	1	1	0	1/5/05, #5 Duke	L, 46-59		
Coppin State	1	1	0	<b>San Diego State</b>	<b>12</b>	<b>3</b>	<b>9</b>	12/17/05, #16 Wake Forest	L, 42-61		
Cornell	7	2	5	<b>San Jose State</b>	<b>6</b>	<b>4</b>	<b>2</b>	11/26/11, #18 Cal	L, 59-80		
Davidson	2	1	1	Santa Clara	2	1	1	1/4/22, #20 Colorado St.	L, 59-67		
Dartmouth	6	3	3	Savannah State	2	2	0	1/22/22, #23 Colorado St.	L, 53-73		
Delaware	1	1	0	Seattle	4	3	1	2/19/22, #22 Wyoming	L, 65-73		
Denver	5	3	2	Seton Hall	1	0	1		0-11		
Drake	1	0	1	South Alabama	8	5	3				
Drexel	1	0	1	South Carolina	1	0	1				
Duke	1	0	1	South Carolina State	1	0	1				
East Central (Okla)	1	1	0	<b>South Dakota</b>	<b>9</b>	<b>6</b>	<b>3</b>				
Eastern Washington	1	0	1	South Dakota State	10	4	6				
Fort Wayne	7	2	5	Southern	1	1	0				
<b>Fresno State</b>	<b>5</b>	<b>1</b>	<b>4</b>	Southern Mississippi	2	1	1				
Florida Atlantic	6	3	3	Southern Utah	1	1	0				
Florida International	7	5	2	Stanford	4	0	4				
Georgia Southern	2	2	0	Stetson	1	1	0				
Grambling State	1	1	0	St. Francis	1	1	0				
Harvard	7	4	3	St. Joseph's	1	1	0				
Haverford	1	1	0	St. Mary's	3	1	2				
Holy Cross	2	2	0	Syracuse	1	0	1				
Houston	1	1	0	<b>Tarleton State</b>	<b>2</b>	<b>1</b>	<b>1</b>				
Idaho	2	2	0	Temple	2	0	2				
Idaho State	2	2	0	Tennessee Tech	2	0	2				
Iona	2	1	1	Texas Southern	1	1	0				
IUPUI	6	2	4	Texas State	3	2	1				
Lafayette	3	2	1	Texas-Arlington	3	3	0				
Lamar	3	2	1	Texas-Rio Grande Valley	4	1	3				
Lehigh	3	2	1	Texas-San Antonio	2	2	0				
Liberty	2	2	0	<b>Texas A&amp;M-Commerce</b>	<b>1</b>	<b>0</b>	<b>1</b>				
Lipscomb	1	1	0	Texas A&M-Corpus Christi	6	6	0				
Long Beach State	1	0	1	Troy	5	2	3				
Louisiana Tech	2	1	1	Tulane	1	1	0				
Louisiana-Lafayette	10	5	5	Tulsa	1	1	0				
Louisiana-Monroe	10	8	2	UAB	1	0	1				
Louisville	1	0	1	UC Irvine	1	0	1				
Loyola (Ill.)	1	0	1	UC Riverside	2	1	1				
Loyola (Md.)	1	1	0	UC Santa Barbara	1	0	1				
Manhattan	1	1	0	<b>UNLV</b>	<b>13</b>	<b>3</b>	<b>10</b>				
Marshall	1	1	0	<b>USC-Upstate</b>	<b>1</b>	<b>1</b>	<b>0</b>				
Maryland	1	0	1	<b>Utah State</b>	<b>12</b>	<b>5</b>	<b>7</b>				
Mercer	2	1	1	Utah	9	3	6				
Middle Tennessee	7	3	4	Utah Valley	1	1	0				
<b>Mississippi Valley State</b>	<b>1</b>	<b>0</b>	<b>0</b>	UTEP	3	2	1				
Missouri	1	0	1	VMI	1	1	0				
Monmouth	2	1	1	Wake Forest	2	0	2				
<b>Montana</b>	<b>4</b>	<b>2</b>	<b>2</b>	Weber State	1	1	0				
Montana State	1	1	0	Western Illinois	6	5	1				
Morgan state	1	1	0								

## The Last Time ...

### IN THE RANKINGS (Listed AP/ESPN-USA Today Coaches Poll)

<b>Air Force was ranked</b>	Feb. 26, 2007, AP (25th)   Feb. 26, 2007, ESPN/USA Today (20th)
<b>Air Force faced a ranked opponent</b>	Feb. 19, 2022 at No. 22/22 Wyoming: AF lost 75-67
<b>Air Force defeated a ranked opponent</b>	March 9, 2013 vs. No. 12/11 New Mexico: AF won 89-88 at USAFA
<b>Air Force lost to a ranked opponent</b>	Feb. 19, 2022 at No. 22/22 Wyoming: AF lost 75-67
<b>Air Force defeated a ranked opponent at home</b>	March 9, 2013 vs. No. 12/11 New Mexico: AF won 89-88 at USAFA
<b>Air Force defeated a ranked opponent on the road</b>	Never
<b>Air Force faced a top 10 ranked opponent</b>	March 5, 2020 vs. No. 5/5 San Diego State: AF lost 73-60 at MW quarterfinals in Las Vegas, Nev.

### OVERTIME / THE LAST SECOND

<b>Air Force won an overtime game</b>	Jan. 10, 2022 at Colorado State: Air Force won 85-74 in overtime in Fort Collins, Colo.
<b>Air Force lost an overtime game</b>	Nov. 14, 2022 vs. Texas A&M-Commerce: AF lost 73-69 in OT at USAFA
<b>Air Force won a buzzer-beater (or within last 5 seconds)</b>	Jan. 26, 2019 at SJSU: AF won on a Chris Joyce three with 5 seconds left in 73-71 in 2OT in San Jose, Calif.
<b>Air Force lost a buzzer-beater (or within last 5 seconds)</b>	Jan. 28, 2022 vs. Wyoming: AF lost 63-61 as Hunter Maldonado made driving layup as time expired

### DOUBLE-FIGURE SCORING

<b>Air Force had one in double figures</b>	Dec. 28, 2022, at San Diego State: Jeff Mills (10)
<b>Air Force had two in double figures</b>	Jan. 14, 2023 at Fresno State: Ethan Taylor (15), Marcell McCreary (13)
<b>Air Force had three in double figures</b>	Jan. 3, 2023, vs. Utah State: Jake Heidbreder (19), Ethan Taylor (14), Rytis Petraitis (11)
<b>Air Force had four in double figures</b>	Jan. 17, 2023 vs. Wyoming: Becker (23), Petraitis (15), Murphy (11), Vander Zwaag (10)
<b>Air Force had five in double figures</b>	Dec. 4, 2019, at Wyoming: A. Walker (20), L. Scottie (19), R. Swan (17), C. Morris (15), M. Taylor (13)
<b>Air Force had six in double figures</b>	Jan. 16, 2020, vs. UNLV: R. Swan (22), C. Morris (19), AJ Walker (15), C. Joyce (14), L. Scottie (14), Akaya (10)
<b>Air Force had five starters in double figures</b>	Nov. 14, 2017, vs. Canisus: L. Scottie (18), R. Manning (15), F. Toohey (13), J. Van (13), T. Lyons (12)
<b>Air Force had two players with 20-plus points</b>	March 4, 2020, vs. Fresno St.: AJ Walker (24), Lavelle Scottie (21)

### INDIVIDUAL SCORING

<b>Air Force player had 20 or more points</b>	Jan. 17, 2023 vs. Wyoming	Beau Becker (23)
<b>Air Force player had 20 or more points in a half</b>	Jan. 17, 2023 vs. Wyoming	Beau Becker (20 - 2nd half)
<b>Air Force player had 30 or more points</b>	Feb. 11, 2021 vs. Fresno St.	AJ Walker (33)
<b>Air Force player had 40 or more points</b>	Feb. 16, 2013 vs. Colorado St.	Michael Lyons (45)
<b>Opponent player had 20 or more points</b>	Dec. 31, 2022 vs. Nevada	Jarod Lucas (28)
<b>Opponent player had 30 or more points</b>	Jan. 20, 2022 vs. UNLV	Bryce Hamilton (32)
<b>Opponent player had 40 or more points</b>	Feb. 5, 2022 vs. New Mexico	Jaelen House (42)

### INDIVIDUAL THREE'S

<b>Air Force player had 7 or more three's</b>	Nov. 23, 2022 vs. MVSU	Camden Vander Zwaag (7)
<b>Air Force player had 6 or more three's</b>	Feb. 11, 2021 vs. Fresno St.	AJ Walker (6)
<b>Air Force player had 5 or more three's</b>	Jan. 17, 2023 vs. Wyoming	Beau Becker (5)

### INDIVIDUAL REBOUNDING

<b>Air Force player had 10 or more rebounds</b>	Jan. 10, 2023 at Colorado State	Rytis Petraitis (13)
<b>Air Force player had 15 or more rebounds</b>	Feb. 12, 2019 at UNLV	Ryan Swan (16)
<b>Air Force player had 20 or more rebounds</b>	Nov. 29, 1978 vs. Washburn (KS)	Randy Gricius (21)
<b>Opponent player had 10 or more rebounds</b>	Jan. 15, 2022 vs. Nevada	Will Baker (10)

### INDIVIDUAL ASSISTS

<b>Air Force player had five-plus assists</b>	Jan. 17, 2023 vs. Wyoming	Rytis Petraitis (5)
<b>Air Force player had 10-plus assists</b>	Jan. 15, 2022 vs. Nevada	Ethan Taylor (10)

### INDIVIDUAL BLOCKS

<b>Air Force player had three-plus blocks</b>	Dec. 20, 2022 vs. Northern Colorado	Corbin Green (3)
<b>Air Force player had four-plus blocks</b>	Dec. 18, 2022 vs. Tarleton State	Corbin Green (4)
<b>Air Force player had five-plus blocks</b>	Nov. 30, 2022 vs. UAPB	Corbin Green (6)

### INDIVIDUAL STEALS

<b>Air Force player had five-plus steals</b>	Nov. 14, 2022, vs. Texas A&M-Commerce	Ethan Taylor (5)
<b>Air Force player had seven steals</b>	Nov. 20, 2013, vs. Colorado Christian	Max Yon (7)

### DOUBLE DOUBLE

<b>Air Force player had a double-double (point-rebound)</b>	Jan. 10, 2023 vs. Colorado State	Rytis Petraitis (16 pts, 13 reb)
<b>Air Force player had a double-double (point-assists)</b>	Feb. 6, 2018, vs. Colorado St.	Trevor Lyons (10 pts, 10 ast)
<b>Air Force had two players with a double-double</b>	Feb. 26, 2020, vs. New Mexico	Ryan Swan (14 pts, 11 reb) Sid Tomes (10 pts, 10 reb)

### TRIPLE DOUBLE

<b>Air Force player had a triple double (point-rebound-assists)</b>	Jan. 15, 2022 vs. Nevada	Ethan Taylor (14P, 10R, 10A)
---	--------------------------	------------------------------

## The Last Time ...

### SCORING

<b>Air Force scored 100 or more points</b>	Dec. 31, 2019 vs. UC Riverside	AF (105) - AF won 105-56
<b>Air Force scored 90 or more points</b>	Feb. 15, 2020 vs. San Jose St.	AF (95) - AF won 95-86
<b>Air Force scored 80 or more points</b>	Jan. 17, 2023 vs. Wyoming	AF (82) - AF won 82-74
<b>Air Force scored fewer than 50 points</b>	Feb., 22, 2022 vs. Fresno State	AF (40) - AF lost 65-40
<b>Opponent scored 100 or more points</b>	Dec. 7, 2019 vs. Nevada	Nevada (100) - AF lost 100-85
<b>Opponent scored 90 or more points</b>	Feb. 5, 2022 vs. New Mexico	UNM (91) - AF lost 91-77
<b>Opponent scored fewer than 50 points</b>	Jan. 14, 2023 vs. Fresno State	Fresno St. (48) - AF won 51-48
<b>Opponent scored fewer than 40 points</b>	Nov. 30, 2014 vs. Grambling State	GSU (34) - AF won 59-34

### REBOUNDING

<b>Air Force had more than 50 rebounds</b>	Jan. 7, 2020 vs. Utah State	AF (50)
<b>Air Force had more than 40 rebounds</b>	Nov. 21, 2022 vs. USC-Upstate	AF (44)
<b>Air Force had fewer than 25 rebounds</b>	Dec. 28, 2022 at San Diego State	AF (20)
<b>Opponent had more than 50 rebounds</b>	Jan. 26, 2019 vs. San Jose St.	SJSU (56)
<b>Opponent had more than 40 rebounds</b>	Nov. 14, 2022 vs. Texas A&M-Commerce	TAMUC (42)
<b>Opponent had fewer than 25 rebounds</b>	Dec. 18, 2022 vs. Tarleton State	TAR (22)

### ASSISTS

<b>Air Force had more than 20 assists</b>	Nov. 30, 2022 vs. UAPB	AF (24)
<b>Air Force had more than 15 assists</b>	Jan. 10, 2023 vs. Colorado State	AF (17)
<b>Air Force had fewer than 10 assists</b>	March 1, 2022 vs. San Jose State	AF (8)

### BLOCKS

<b>Air Force had more than 7 blocks</b>	Nov. 30, 2022 vs. UAPB	AF (10)
<b>Air Force had more than 5 blocks</b>	Dec. 18, 2022 vs. Tarleton State	AF (7)
<b>Air Force had more than 3 blocks</b>	Jan. 3, 2023 vs. Utah State	AF (4)

### STEALS

<b>Air Force had more than 10 steals</b>	Dec. 9, 2022 vs. Arkansas State	AF (11)
<b>Air Force had fewer than 5 steals</b>	Jan. 3, 2023 vs. Utah State	AF (4)

### FIELD GOALS

<b>Air Force had more than 40 field goals made</b>	Jan. 16, 2019 vs. UNLV	AF (40)
<b>Air Force had more than 30 field goals made</b>	Jan. 10, 2023 vs. Colorado State	AF (31)
<b>Air Force had fewer than 20 field goals made</b>	Jan. 14, 2023 at Fresno State	AF (18)
<b>Air Force had more than 70 field goal attempts</b>	Jan. 11, 2020 at New Mexico	AF (71)
<b>Air Force had more than 60 field goal attempts</b>	Jan. 30, 2021 vs. San Jose State	AF (61)
<b>Air Force had fewer than 40 field goal attempts</b>	Dec. 31, 2020 vs. Utah State	AF (39)
<b>Air Force shot over 60 percent from the field</b>	Dec. 31, 2019 vs. UC Riverside	AF (.607)
<b>Air Force shot over 50 percent from the field</b>	Jan. 17, 2023 vs. Wyoming	AF (.528)
<b>Air Force shot less than 30 percent from the field</b>	Jan. 21, 2020 at Utah State	AF (.294)

### 3-POINT FIELD GOALS

<b>Air Force had more than 15 three-point field goals</b>	Dec. 4, 2019 at Wyoming	AF (17)
<b>Air Force had more than 10 three-point field goals</b>	Dec. 9, 2022 vs. Arkansas State	AF (11)
<b>Air Force had fewer than five three-point field goals</b>	Nov. 27, 2022 vs. Montana	AF (3)
<b>Air Force did not make a three-point field goal</b>	Nov. 21, 2009 vs. Northern Colorado	AF (0)
<b>Air Force had more than 30 three-point field goal attempts</b>	Nov. 7, 2022 at Bowling Green	AF (34)
<b>Air Force had fewer than 10 three-point field goal attempts</b>	Jan. 29, 2014 at Boise State	AF (6)
<b>Air Force shot over 50 percent on three-pointers</b>	Dec. 31, 2019 vs. UC Riverside	AF (.652)
<b>Air Force shot over 40 percent on three-pointers</b>	Jan. 17, 2023 vs. Wyoming	AF (.400)
<b>Air Force shot less than 25 percent on three-pointers</b>	Dec. 20, 2022 vs. Northern Colorado	AF (.227)

### FREE THROWS

<b>Air Force had more than 30 free throws made</b>	Nov. 14, 2017 vs. Canisius	AF (38)
<b>Air Force had more than 20 free throws made</b>	Dec. 3, 2022 at Portland State	AF (23)
<b>Air Force had fewer than 10 free throws made</b>	Jan. 14, 2023 at Fresno State	AF (8)
<b>Air Force had more than 30 free throw attempts</b>	Dec. 3, 2022 at Portland State	AF (33)
<b>Air Force had more than 20 free throw attempts</b>	Dec. 20, 2022 at Northern Colorado	AF (21)
<b>Air Force had fewer than 10 free throw attempts</b>	Jan. 14, 2023 at Fresno State	AF (9)
<b>Air Force had fewer than five free throw attempts</b>	Feb. 22, 2022 vs. Fresno State	AF (5)
<b>Air Force shot 100 percent on free throws</b>	Dec. 28, 2022 vs. San Diego State	AF 1.000 percent (5-for-5)
<b>Air Force shot over 90 percent on free throws</b>	Jan. 8, 2021 vs. Boise State	AF .923 percent (12-for-13)
<b>Air Force shot less than 50 percent on free throws</b>	Nov. 23, 2022 vs. MVSU	AF .333 percent (3-for-9)

### FOULS

<b>Air Force had more than 20 fouls</b>	Jan. 10, 2023 vs. Colorado State	AF (22)
<b>Air Force had fewer than 10 fouls</b>	March 1, 2016 vs. Utah State	AF (9)

### TURNOVERS

<b>Air Force had more than 20 turnovers</b>	Jan. 22, 2021 vs. San Diego State	AF (27)
<b>Air Force had fewer than 10 turnovers</b>	Jan. 17, 2023 vs. Wyoming	AF (9)
<b>Air Force had fewer than five turnovers</b>	Dec. 9, 2022 vs. Arkansas State	AF (5)

**Starting Lineups**

Guard	Guard	Guard	Guard	Center	Total	Games	Record
Taylor	Heidbreder	Mills	Vander Zwaag	Green	12	5-16	8-4
Taylor	Heidbreder	Mills	Vander Zwaag	Moerman	3	2-4	1-2
Taylor	Heidbreder	McCreary	Petraitis	Becker	2	18-19	2-0
Taylor	Heidbreder	McCreary	Vander Zwaag	Moerman	1	1	0-1
McCreary	Heidbreder	Mills	Petraitis	Becker	1	17	1-0

**Margin of Victory/Defeat**

Margin	1	2	3	4	5	6	7	8	9	10	11-15	16-19	20-24	25+
Wins	0	1	2	1	0	0	0	1	0	0	3	0	1	3
Losses	0	0	0	3	0	1	0	0	0	0	2	1	0	0

**Team Notes**

Biggest Lead..... 31, UAPB 11/30 (MW)..... 11, Colorado St. 1/10  
 Biggest Deficit ..... 21, Utah State 1/3 (MW)..... 21, Utah State 1/3  
 Biggest Lead/Win ..... 28, UAPB 11/30 (MW)..... 11, Colorado St. 1/10  
 Biggest Lead/Loss ..... 12, Portland State 12/3 (MW).....  
 Biggest Deficit Overcome ..... 12, Twice (MW)..... 12, Twice  
 Biggest Halftime Lead..... 19, USC-Upstate 11/21 (MW).....  
 Biggest Halftime Deficit ..... 16, Utah State 1/3 (MW)..... 16, Utah State 1/3  
 Most Points Half ..... 50, Wyoming 1/17 (MW)..... 50, Wyoming 1/17  
 Most Pts Allowed Half ..... 44, Delaware/Utah St. (MW)..... 44, Utah State 1/3  
 Fewest Points Half ..... 20, Fresno St. 1/14 (MW)..... 20, Fresno St. 1/14  
 Fewest Pts Allowed Half ..... 19, MVSU 11/23 (MW)..... 22, Fresno St. 1/14

**Individual Highs**

10-Plus Points	22-23	Career
Jake Heidbreder	14	29
Rytis Petraitis	10	10
Ethan Taylor	7	17
Corbin Green	7	7
Camden Vander Zwaag	6	8
Jeffrey Mills	5	6
Carter Murphy	2	5
Beau Becker	2	2
Marcell McCreary	2	2
Nikc Jackson		11
Lucas Moerman		2

20-Plus Points	22-23	Career
Jake Heidbreder	3	4
Rytis Petraitis	2	2
Camden Vander Zwaag	2	2
Beau Becker	1	1
Marcel McCreary	1	1

10-Plus Rebounds	22-23	Career
Rytis Petraitis	3	3
Nikc Jackson	1	3
Corbin Green	1	1
Ethan Taylor		3
Lucas Moerman		1

10-Plus Assists	22-23	Career
Ethan Taylor		1

**Points Leader\***

	22-23	Career
Jake Heidbreder	8	12
Ethan Taylor	3	6
Camden Vander Zwaag	3	5
Rytis Petraitis	2	2
Beau Becker	1	1
Marcell McCreary	1	1
Jeffrey Mills	1	1
Nikc Jackson		7
Lucas Moerman		1

**Rebounds Leader\***

	22-23	Career
Rytis Petraitis	10	10
Ethan Taylor	3	11
Corbin Green	4	4
Jake Heidbreder	3	10
Beau Becker	2	2
Nikc Jackson	1	15
Lucas Moerman	1	8
Carter Murphy		2
Camden Vander Zwaag		1

**Assists Leader\***

	22-23	Career
Ethan Taylor	9	23
Jeffrey Mills	5	10
Rytis Petraitis	5	5
Camden Vander Zwaag	2	4
Corbin Green	2	2
Marcell McCreary	1	1
Nikc Jackson		11
Jake Heidbreder		6
Carter Murphy		3
Lucas Moerman		1

\*- Includes ties

**Miscellaneous**

Double-Doubles	22-23	Career
Rytis Petraitis	3	3
Corbin Green	1	1
Ethan Taylor (Pts-Rebs)		2
Lucas Moerman (Pts-Rebs)		1
Joseph Octave		1
AJ Walker (Pts-Rebs)		1

Triple-Doubles	22-23	Career
Ethan Taylor (P-R-A)		1

Multiple players in double figures

# of Players	#	Most Recent
One Player	1	San Diego State
Two Players	7	Fresno State
Three Players	4	Utah State
Four Players	7	Wyoming

Air Force Record when...

Leading at the half.....	7-0
Trailing at the half.....	3-7
Tied at the half.....	2-0

Leading with 10:00 remaining.....	11-1
Trailing with 10:00 remaining.....	1-6
Tied with 10:00 remaining.....	0-0

Leading with 5:00 remaining.....	10-1
Trailing with 5:00 remaining.....	2-6
Tied with 5:00 remaining.....	0-0

Overtime games.....	1-1
---------------------	-----

Air Force out-rebounds opponent.....	5-1
Air Force out-rebounded.....	6-6
Rebounds tied.....	1-0

Air Force commits more TOs.....	5-4
Opponent commits more TOs.....	7-1
Turnovers tied.....	0-2

Air Force out-shoots opponent.....	10-3
Air Force out-shot by opponent.....	2-4
FG percentage tied.....	0-0

Air Force scores less than 50:.....	0-0
Air Force scores 50-59.....	2-3
Air Force scores 60-69.....	2-4
Air Force scores 70-79.....	2-0
Air Force scores 80-89.....	6-0
Air Force scores 90-99.....	0-0
Air Force scores 100 or more.....	0-0

Air Force allows less than 50:.....	1-0
Air Force allows 50-59.....	6-0
Air Force allows 60-69.....	2-3
Air Force allows 70-79.....	3-4
Air Force allows 80-89.....	0-0
Air Force allows 90-99.....	0-0
Air Force allows 100 or more.....	0-0

In November.....	5-3
In December.....	4-3
In January.....	3-1
In February.....	0-0
In March.....	0-0

On Monday.....	1-2
On Tuesday.....	5-1
On Wednesday.....	2-1
On Thursday.....	0-1
On Friday.....	1-0
On Saturday.....	1-2
On Sunday.....	2-0

Gray Uni's.....	2-2
Blue Uni's.....	3-2
White Uni's.....	7-3



## Game-By-Game Leaders

Opponent	Date	Score	Points	Rebounds	Assists	Steals	Blocks
Bowling Green	11/7	58-62	14 - Vander Zwaag	8 - Moerman	4 - Taylor	3 - McCreary	3 - Moerman
Delaware	11/11	75-71	26 - Heidbreder	7 - Heidbreder	5 - Vander Zwaag	1 - 4 players	3 - Jackson
TAMUC	11/14	69-73	16 - Heidbreder	10 - Petraitis	4 - Mills	5 - Taylor	2 - Moerman, Vander Zwaag
Portland	11/17	51-64	14 - Taylor	10 - Jackson	3 - Taylor	2 - Taylor	1 - Moerman
USC-Upstate	11/21	83-56	20 - Vander Zwaag	12 - Green	6 - Green	2 - Vander Zwaag	1 - McCreary, Vander Zwaag
MVSU	11/23	64-51	22 - Vander Zwaag	5 - Green	6 - Taylor	4 - Green	3 - Green, Vander Zwaag
Montana	11/27	59-56	16 - Heidbreder	6 - Taylor	4 - Mills, Vander Zwaag	2 - 3 players	4 - Green
Arkansas-Pine Bluff	11/30	81-53	16 - Taylor	7 - Green, Petraitis	9 - Mills	3 - Green, Taylor	6 - Green
Portland State	12/3	64-68	22 - Petraitis	8 - Petraitis	4 - Mills, Taylor	4 - Petraitis	1 - Petraitis
South Dakota	12/6	79-58	27 - Heidbreder	8 - Petraitis	6 - Taylor	2 - Green, Petraitis	3 - Green
Arkansas State	12/9	80-55	16 - Heidbreder	5 - Taylor	7 - Taylor	2 - 3 players	2 - Green, Petraitis
Tarleton State	12/18	81-67	20 - Petraitis	10 - Petraitis	4 - Taylor	1 - 4 players	4 - Green
Northern Colorado	12/20	67-65	17 - Heidbreder	7 - Petraitis, Taylor	3 - Mills	2 - Petraitis	3 - Green
San Diego State	12/28	55-71	10 - Mills	4 - Heidbreder, Petraitis	5 - Petraitis	2 - Mills, Petraitis	1 - Becker, Petraitis
Nevada	12/31	69-75	22 - Heidbreder	5 - Becker	3 - Green, Petraitis	2 - McCreary	2 - Becker
Utah State	1/3	65-77	19 - Heidbreder	4 - 3 players	5 - Petraitis, Taylor	1 - 4 players	2 - Petraitis
Colorado State	1/10	85-74	26 - McCreary	13 - Petraitis	4 - McCreary, Petraitis	3 - Petraitis	1 - Green, Petraitis
Fresno State	1/14	51-48	15 - Taylor	8 - Petraitis	5 - Taylor	2 - McCreary	1 - Becker, Green, Petraitis
Wyoming	1/17	82-74	23 - Becker	9 - Petraitis	5 - Petraitis	2 - Becker	2 - Becker

## Points-Rebounds-Assists

Opponent	Date	Score	3	4	5	14	15	22	23	24	30	31	35	42
			Jake Heidbreder	Carter Murphy	Ethan Taylor	Beau Becker	Corbin Green	Nikc Jackson	Jake Murphy	Jeffrey Mills	Camden Vander Zwaag	Rytis Petraitis	Lucas Moerman	Marcell McCreary
Bowling Green	11/7	58-62	12-3-1^	11-1-0	5-3-4^	DNP	DNP	2-2-0	0-0-1	DNP	14-3-3^	0-0-0	5-8-0^	9-6-1^
Delaware	11/11	75-71	26-7-0^	6-2-1	14-3-3^	DNP	DNP	4-5-0	DNP	2-2-3^	9-6-5^	5-4-0	2-6-4^	7-3-0
TAMUC	11/14	69-73	16-4-0^	8-3-3	6-2-3^	DNP	DNP	7-6-0	DNP	13-4-4^	8-2-2^	11-10-2	0-4-1^	0-0-0
Portland	11/17	51-64	8-6-0^	4-2-0	14-5-3^	DNP	DNP	6-10-2	DNP	12-1-1^	2-0-2^	0-3-1	5-0-1^	0-1-0
USC-Upstate	11/21	83-56	16-2-4^	6-2-0	3-2-0^	3-2-0	17-12-6^	DNP	2-0-0	0-2-1^	20-6-2^	10-7-1	DNP	6-4-1
MVSU	11/23	64-51	6-1-4^	7-0-0	4-2-6^	5-2-0	13-5-4^	DNP	DNP	3-4-4^	22-4-0^	2-1-2	DNP	2-2-1
Montana	11/27	59-56	16-5-1^	4-1-0	3-6-2^	2-0-0	15-3-1^	DNP	DNP	14-1-4^	4-3-4^	1-3-1	DNP	1-0-1
Arkansas-Pine Bluff	11/30	81-53	11-1-1^	8-4-2	16-5-5^	0-1-0	15-7-3^	DNP	0-0-0	10-1-9^	7-2-1^	9-7-2	DNP	3-2-1
Portland State	12/3	64-68	16-4-1^	6-1-1	2-4-4^	DNP	2-2-1^	2-2-0	DNP	6-4-4^	8-2-0^	22-8-3	DNP	0-0-0
South Dakota	12/6	79-58	27-3-1^	4-5-1	4-5-6^	7-3-0	2-3-0^	DNP	0-0-0	8-2-3^	14-2-3^	8-8-1	DNP	5-0-0
Arkansas State	12/9	80-55	16-1-1^	6-1-0	4-5-7^	3-3-0	15-3-1^	DNP	0-0-0	8-4-4^	10-1-1^	11-3-5	DNP	7-0-0
Tarleton State	12/18	81-67	17-3-2^	8-3-2	11-7-4^	10-4-2	7-1-1^	DNP	DNP	0-1-3^	8-4-1^	20-10-3	DNP	DNP
Northern Colorado	12/20	67-65	17-3-1^	4-2-1	10-7-1^	2-0-1	13-6-0^	DNP	DNP	4-2-3^	2-4-2^	12-7-2	DNP	3-1-0
San Diego State	12/28	55-71	6-4-0^	7-1-2	9-2-1^	7-0-0	2-3-1^	DNP	0-0-0	10-0-2^	2-0-1^	6-4-3	DNP	6-3-3
Nevada	12/31	68-75	22-0-2^	4-2-2	7-4-1^	8-5-2	0-0-3^	2-2-1	DNP	3-3-1^	5-3-2^	16-4-3	DNP	2-2-1
Utah State	1/3	65-77	19-4-1^	2-2-1	14-2-5^	8-4-2	7-4-1^	DNP	DNP	2-2-2^	2-2-1^	11-2-5	DNP	0-0-0
Colorado State	1/10	85-74	15-2-3^	2-0-0	DNP	4-3-1^	11-3-3	DNP	DNP	7-5-3^	2-1-0	18-13-4^	DNP	26-7-4^
Fresno State	1/14	51-48	0-7-4^	0-2-1	15-4-5^	7-1-0^	3-0-1	DNP	DNP	DNP	9-2-1	4-8-2^	DNP	13-6-1^
Wyoming	1/17	82-74	8-3-0^	11-3-2	8-2-4^	23-0-1^	4-0-0	DNP	DNP	DNP	10-2-1	15-9-5^	DNP	3-2-2^

## Game-By-Game Comparison

Teams	Score	By Half		Rebounds						Scoring By						
		(1-2-OT)	FG-FGA	Pct.	3G-3GA	Pct.	FT-FTA	Pct.	O-D-T	FL-D	AS	TO	BL	ST	Starters	Bench
Bowling Green	62	35-27	22-56	.393	6-20	.300	12-19	.632	8-30-38	14-0	9	13	2	8	46	16
Air Force	58	29-29	22-55	.400	12-34	.353	2-4	.500	3-28-31	17-0	11	14	6	5	45	13
Delaware	71	27-44	19-57	.333	8-26	.308	25-30	.833	12-23-35	24-2	9	8	2	6	57	14
Air Force	75	37-38	25-53	.472	8-23	.348	17-25	.680	10-29-39	23-1	16	13	4	4	49	22
Texas A&M-Commerce	73	31-30-12	25-61	.410	10-35	.286	13-22	.591	12-30-42	20-0	16	17	5	7	52	21
Air Force	69	28-33-8	24-53	.450	6-22	.273	15-26	.577	7-29-36	22-0	15	16	5	12	43	26
Portland	64	32-32	20-54	.370	8-27	.296	16-17	.941	9-25-34	19-0	11	10	3	5	42	22
Air Force	51	29-22	15-45	.333	8-25	.320	13-16	.813	5-25-30	17-0	10	17	1	5	41	10
USC-Upstate	56	26-30	23-54	.426	4-20	.200	6-15	.400	5-17-22	24-0	5	9	4	5	34	19
Air Force	83	45-36	27-52	.519	9-24	.375	20-27	.741	13-31-44	15-0	16	12	2	5	56	27
MVSU	51	19-32	19-48	.396	4-9	.444	9-12	.750	14-17-31	11-0	6	11	2	4	38	13
Air Force	64	30-34	24-46	.522	13-29	.448	3-9	.333	7-16-23	11-0	18	7	6	8	48	16
Montana	56	23-33	24-51	.471	1-11	.091	7-11	.636	8-25-33	19-1	7	13	2	3	42	14
Air Force	59	24-35	21-43	.488	3-14	.214	14-23	.609	3-21-24	13-0	14	9	6	8	52	7
Arkansas-Pine Bluff	53	23-30	20-59	.339	0-14	.000	13-20	.650	17-18-35	21-1	6	17	1	9	39	14
Air Force	81	41-40	27-50	.540	11-24	.458	16-22	.727	8-27-35	17-0	24	15	10	14	59	22
Portland State	68	30-38	22-44	.500	4-17	.235	20-27	.741	1-22-23	29-2	12	14	2	5	59	9
Air Force	64	29-35	18-45	.400	5-21	.238	23-34	.676	7-22-29	23-1	14	17	1	5	34	30
South Dakota	58	21-37	21-57	.368	3-21	.143	13-15	.867	11-20-31	20-0	7	10	2	5	39	19
Air Force	79	39-40	25-51	.490	11-24	.458	18-22	.818	7-26-33	14-0	19	11	7	7	53	26
Arkansas State	55	27-28	21-53	.396	6-12	.500	7-9	.778	16-19-35	10-0	12	16	1	2	36	19
Air Force	80	44-36	29-52	.558	11-23	.478	11-13	.846	6-18-24	11-0	19	5	6	11	53	27
Tarleton State	67	38-29	24-53	.453	0-3	.000	19-27	.704	8-14-22	20-1	5	7	1	7	47	20
Air Force	81	37-44	29-50	.580	9-22	.409	14-17	.824	8-25-33	19-0	18	16	7	4	43	38
Northern Colorado	65	31-36	23-58	.397	5-23	.217	14-19	.737	10-30-40	19-1	13	11	2	2	63	2
Air Force	67	31-34	24-55	.436	5-22	.227	14-21	.667	5-28-33	16-0	11	9	5	3	46	21
San Diego State	71	36-35	24-49	.490	11-23	.478	12-18	.667	9-21-30	13-0	10	14	5	8	50	21
Air Force	55	23-32	21-49	.429	8-22	.364	5-5	1.000	6-14-20	16-0	15	15	2	7	29	26
Nevada	75	36-39	23-51	.451	6-14	.429	23-26	.885	9-25-34	22-0	12	13	2	6	67	8
Air Force	69	25-44	24-52	.462	9-21	.429	12-16	.750	6-20-26	21-0	18	13	2	4	37	32
Utah State	77	44-33	25-49	.510	6-12	.500	21-27	.778	9-28-37	14-0	10	12	2	4	44	33
Air Force	65	28-36	26-60	.433	9-26	.346	4-7	.571	7-18-25	22-1	18	12	4	4	44	21
Colorado State	74	30-35-9	25-57	.439	3-12	.250	21-25	.840	6-19-25	18-0	19	9	4	6	66	8
Air Force	85	30-35-20	31-61	.508	7-19	.368	16-19	.842	12-27-39	22-0	17	11	2	6	70	15
Fresno State	48	26-22	20-53	.377	2-15	.133	6-7	.857	10-26-36	9-0	4	11	6	6	48	0
Air Force	51	20-31	17-54	.315	9-25	.360	8-9	.889	11-24-35	11-0	15	10	3	4	39	12
Wyoming	74	36-38	28-51	.549	6-16	.375	12-17	.706	4-23-27	16-0	11	11	3	2	71	3
Air Force	82	32-50	28-53	.528	10-25	.400	16-19	.842	4-21-25	11-0	15	9	3	7	57	25

## Air Force/Opponent Highs/Lows

### Air Force - Game Highs

<b>POINTS</b>	85	at Colorado St. (01/10/2023)
	83	USC Upstate (11/21/2022)
	82	Wyoming (01/17/2023)
	81	Tarleton St. (12/18/2022)
	81	Ark.-Pine Bluff (11/30/2022)
<b>FIELD GOALS MADE</b>	31	at Colorado St. (01/10/2023)
	29	Tarleton St. (12/18/2022)
	29	Arkansas St. (12/09/2022)
<b>FIELD GOAL ATTEMPTS</b>	61	at Colorado St. (01/10/2023)
	60	Utah St. (01/03/2023)
<b>FIELD GOAL PERCENTAGE</b>	.580 (29-50)	Tarleton St. (12/18/2022)
	.558 (29-52)	Arkansas St. (12/09/2022)
<b>3 PT FG MADE</b>	13	Mississippi Val. (11/23/2022)
	12	at Bowling Green (11/07/2022)
<b>3 PT FG ATTEMPTS</b>	34	at Bowling Green (11/07/2022)
	29	Mississippi Val. (11/23/2022)
<b>3 PT FG PERCENTAGE</b>	.478 (11-23)	Arkansas St. (12/09/2022)
	.458 (11-24)	South Dakota (12/06/2022)
	.458 (11-24)	Ark.-Pine Bluff (11/30/2022)
<b>FREE THROWS MADE</b>	23	at Portland St. (12/03/2022)
	20	USC Upstate (11/21/2022)
<b>FREE THROW ATTEMPTS</b>	34	at Portland St. (12/03/2022)
	27	USC Upstate (11/21/2022)
<b>FREE THROW PERCENTAGE</b>	1.000 (5-5)	at San Diego St. (12/28/2022)
	.889 (8-9)	at Fresno St. (01/14/2023)
<b>REBOUNDS</b>	44	USC Upstate (11/21/2022)
	39	at Colorado St. (01/10/2023)
	39	Delaware (11/11/2022)
<b>ASSISTS</b>	24	Ark.-Pine Bluff (11/30/2022)
	19	Arkansas St. (12/09/2022)
	19	South Dakota (12/06/2022)
<b>STEALS</b>	14	Ark.-Pine Bluff (11/30/2022)
	12	Tex. A&M-Commerce (11/14/2022)
<b>BLOCKED SHOTS</b>	10	Ark.-Pine Bluff (11/30/2022)
	7	Tarleton St. (12/18/2022)
	7	South Dakota (12/06/2022)
<b>TURNOVERS</b>	17	at Portland St. (12/03/2022)
	17	Portland (11/17/2022)
<b>FOULS</b>	23	at Portland St. (12/03/2022)
	23	Delaware (11/11/2022)

### Opponent - Game Highs

<b>POINTS</b>	77	Utah St. (01/03/2023)
	75	Nevada (12/31/2022)
	74	Wyoming (01/17/2023)
	74	at Colorado St. (01/10/2023)
	73	Tex. A&M-Commerce (11/14/2022)
<b>FIELD GOALS MADE</b>	28	Wyoming (01/17/2023)
	25	at Colorado St. (01/10/2023)
	25	Utah St. (01/03/2023)
	25	Tex. A&M-Commerce (11/14/2022)
<b>FIELD GOAL ATTEMPTS</b>	61	Tex. A&M-Commerce (11/14/2022)
	59	Ark.-Pine Bluff (11/30/2022)
<b>FIELD GOAL PERCENTAGE</b>	.549 (28-51)	Wyoming (01/17/2023)
	.510 (25-49)	Utah St. (01/03/2023)
<b>3 PT FG MADE</b>	11	at San Diego St. (12/28/2022)
	10	Tex. A&M-Commerce (11/14/2022)
<b>3 PT FG ATTEMPTS</b>	35	Tex. A&M-Commerce (11/14/2022)
	27	Portland (11/17/2022)
<b>3 PT FG PERCENTAGE</b>	.500 (6-12)	Utah St. (01/03/2023)
	.500 (6-12)	Arkansas St. (12/09/2022)
<b>FREE THROWS MADE</b>	25	Delaware (11/11/2022)
	23	Nevada (12/31/2022)
<b>FREE THROW ATTEMPTS</b>	30	Delaware (11/11/2022)
	27	Utah St. (01/03/2023)
	27	Tarleton St. (12/18/2022)
	27	at Portland St. (12/03/2022)
<b>FREE THROW PERCENTAGE</b>	.941 (16-17)	Portland (11/17/2022)
	.885 (23-26)	Nevada (12/31/2022)
<b>REBOUNDS</b>	42	Tex. A&M-Commerce (11/14/2022)
	40	at Northern Colo. (12/20/2022)
<b>ASSISTS</b>	19	at Colorado St. (01/10/2023)
	16	Tex. A&M-Commerce (11/14/2022)
<b>STEALS</b>	11	Tarleton St. (12/18/2022)
	9	Ark.-Pine Bluff (11/30/2022)
<b>BLOCKED SHOTS</b>	6	at Fresno St. (01/14/2023)
	5	at San Diego St. (12/28/2022)
	5	Tex. A&M-Commerce (11/14/2022)
<b>TURNOVERS</b>	17	Ark.-Pine Bluff (11/30/2022)
	17	Tex. A&M-Commerce (11/14/2022)
<b>FOULS</b>	29	at Portland St. (12/03/2022)
	24	USC Upstate (11/21/2022)
	24	Delaware (11/11/2022)

### Air Force - Game Lows

<b>POINTS</b>	51	at Fresno St. (01/14/2023)
	51	Portland (11/17/2022)
	55	at San Diego St. (12/28/2022)
	58	at Bowling Green (11/07/2022)
	59	Montana (11/27/2022)
<b>FIELD GOALS MADE</b>	15	Portland (11/17/2022)
	17	at Fresno St. (01/14/2023)
<b>FIELD GOAL ATTEMPTS</b>	43	Montana (11/27/2022)
	45	at Portland St. (12/03/2022)
	45	Portland (11/17/2022)
<b>FIELD GOAL PERCENTAGE</b>	.315 (17-54)	at Fresno St. (01/14/2023)
	.333 (15-45)	Portland (11/17/2022)
<b>3 PT FG MADE</b>	3	Montana (11/27/2022)
	5	at Northern Colo. (12/20/2022)
	5	at Portland St. (12/03/2022)
<b>3 PT FG ATTEMPTS</b>	14	Montana (11/27/2022)
	19	at Colorado St. (01/10/2023)
<b>3 PT FG PERCENTAGE</b>	.214 (3-14)	Montana (11/27/2022)
	.227 (5-22)	at Northern Colo. (12/20/2022)
<b>FREE THROWS MADE</b>	2	at Bowling Green (11/07/2022)
	3	Mississippi Val. (11/23/2022)
<b>FREE THROW ATTEMPTS</b>	4	at Bowling Green (11/07/2022)
	5	at San Diego St. (12/28/2022)
<b>FREE THROW PERCENTAGE</b>	.333 (3-9)	Mississippi Val. (11/23/2022)
	.500 (2-4)	at Bowling Green (11/07/2022)
<b>REBOUNDS</b>	20	at San Diego St. (12/28/2022)
	23	Mississippi Val. (11/23/2022)
<b>ASSISTS</b>	10	Portland (11/17/2022)
	11	at Northern Colo. (12/20/2022)
	11	at Bowling Green (11/07/2022)
<b>STEALS</b>	3	at Northern Colo. (12/20/2022)
	4	at Fresno St. (01/14/2023)
	4	Utah St. (01/03/2023)
	4	Nevada (12/31/2022)
	4	Tarleton St. (12/18/2022)
	4	Delaware (11/11/2022)
<b>BLOCKED SHOTS</b>	1	at Portland St. (12/03/2022)
	1	Portland (11/17/2022)
<b>TURNOVERS</b>	5	Arkansas St. (12/09/2022)
	7	Mississippi Val. (11/23/2022)
<b>FOULS</b>	11	Wyoming (01/17/2023)
	11	at Fresno St. (01/14/2023)
	11	Arkansas St. (12/09/2022)
	11	Mississippi Val. (11/23/2022)

### Opponent - Game Lows

<b>POINTS</b>	48	at Fresno St. (01/14/2023)
	51	Mississippi Val. (11/23/2022)
	53	Ark.-Pine Bluff (11/30/2022)
	55	Arkansas St. (12/09/2022)
	56	Montana (11/27/2022)
	56	USC Upstate (11/21/2022)
<b>FIELD GOALS MADE</b>	19	Mississippi Val. (11/23/2022)
	19	Delaware (11/11/2022)
<b>FIELD GOAL ATTEMPTS</b>	44	at Portland St. (12/03/2022)
	48	Mississippi Val. (11/23/2022)
<b>FIELD GOAL PERCENTAGE</b>	.333 (19-57)	Delaware (11/11/2022)
	.339 (20-59)	Ark.-Pine Bluff (11/30/2022)
<b>3 PT FG MADE</b>	0	Tarleton St. (12/18/2022)
	0	Ark.-Pine Bluff (11/30/2022)
<b>3 PT FG ATTEMPTS</b>	3	Tarleton St. (12/18/2022)
	9	Mississippi Val. (11/23/2022)
<b>3 PT FG PERCENTAGE</b>	.000 (0-3)	Tarleton St. (12/18/2022)
	.000 (0-14)	Ark.-Pine Bluff (11/30/2022)
<b>FREE THROWS MADE</b>	6	at Fresno St. (01/14/2023)
	6	USC Upstate (11/21/2022)
<b>FREE THROW ATTEMPTS</b>	7	at Fresno St. (01/14/2023)
	9	Arkansas St. (12/09/2022)
<b>FREE THROW PERCENTAGE</b>	.400 (6-15)	USC Upstate (11/21/2022)
	.591 (13-22)	Tex. A&M-Commerce (11/14/2022)
<b>REBOUNDS</b>	22	Tarleton St. (12/18/2022)
	22	USC Upstate (11/21/2022)
<b>ASSISTS</b>	4	at Fresno St. (01/14/2023)
	5	Tarleton St. (12/18/2022)
	5	USC Upstate (11/21/2022)
<b>STEALS</b>	2	Wyoming (01/17/2023)
	2	at Northern Colo. (12/20/2022)
	2	Arkansas St. (12/09/2022)
<b>BLOCKED SHOTS</b>	1	Tarleton St. (12/18/2022)
	1	Arkansas St. (12/09/2022)
	1	Ark.-Pine Bluff (11/30/2022)
<b>TURNOVERS</b>	7	Tarleton St. (12/18/2022)
	8	Delaware (11/11/2022)
<b>FOULS</b>	9	at Fresno St. (01/14/2023)
	10	Arkansas St. (12/09/2022)

## Air Force/Opponent Individual Highs

### Air Force - Individual Game Highs

<b>POINTS</b>	27	Jake Heidbreder vs South Dakota (12/06/2022)
	26	Marcell McCreary at Colorado St. (01/10/2023)
	26	Jake Heidbreder vs Delaware (11/11/2022)
	23	Beau Becker vs Wyoming (01/17/2023)
	22	Jake Heidbreder vs Nevada (12/31/2022)
	22	Rytis Petraitis at Portland St. (12/03/2022)
	22	Camden Vander Zwaag vs Mississippi Val. (11/23/2022)
<b>FIELD GOALS MADE</b>	9	Beau Becker vs Wyoming (01/17/2023)
	8	Marcell McCreary at Colorado St. (01/10/2023)
	8	Jake Heidbreder vs Utah St. (01/03/2023)
	8	Jake Heidbreder vs South Dakota (12/06/2022)
<b>FIELD GOAL ATTEMPTS</b>	16	Beau Becker vs Wyoming (01/17/2023)
	16	Jake Heidbreder vs Utah St. (01/03/2023)
<b>FIELD GOAL PERCENTAGE (min 5 made)</b>	.857 (6-7)	Corbin Green vs Mississippi Val. (11/23/2022)
	.750 (6-8)	Rytis Petraitis at Portland St. (12/03/2022)
<b>3 PT FG MADE</b>	7	Camden Vander Zwaag vs Mississippi Val. (11/23/2022)
	5	Beau Becker vs Wyoming (01/17/2023)
	5	Ethan Taylor at Fresno St. (01/14/2023)
	5	Marcell McCreary at Colorado St. (01/10/2023)
	5	Jake Heidbreder vs Nevada (12/31/2022)
	5	Jake Heidbreder vs South Dakota (12/06/2022)
<b>3 PT FG ATTEMPTS</b>	11	Beau Becker vs Wyoming (01/17/2023)
	10	Camden Vander Zwaag vs Mississippi Val. (11/23/2022)
<b>3 PT FG PERCENTAGE (min 2 made)</b>	1.000 (2-2)	Camden Vander Zwaag vs Wyoming (01/17/2023)
	1.000 (2-2)	Rytis Petraitis at Portland St. (12/03/2022)
<b>FREE THROWS MADE</b>	11	Jake Heidbreder vs Delaware (11/11/2022)
	8	Rytis Petraitis at Colorado St. (01/10/2023)
	8	Rytis Petraitis at Portland St. (12/03/2022)
<b>FREE THROW ATTEMPTS</b>	13	Rytis Petraitis at Portland St. (12/03/2022)
	12	Jake Heidbreder vs Delaware (11/11/2022)
<b>FREE THROW PERCENTAGE (min 3 made)</b>	1.000 (6-6)	Jake Heidbreder vs South Dakota (12/06/2022)
	1.000 (5-5)	Marcell McCreary at Fresno St. (01/14/2023)
	1.000 (5-5)	Jake Heidbreder vs Montana (11/27/2022)
	1.000 (4-4)	Jake Heidbreder vs Arkansas St. (12/09/2022)
	1.000 (4-4)	Jake Heidbreder at Portland St. (12/03/2022)
	1.000 (4-4)	Carter Murphy vs Ark.-Pine Bluff (11/30/2022)
	1.000 (4-4)	Jake Heidbreder vs USC Upstate (11/21/2022)
	1.000 (3-3)	Jake Heidbreder vs Nevada (12/31/2022)
	1.000 (3-3)	Rytis Petraitis vs South Dakota (12/06/2022)
	1.000 (3-3)	Jeffrey Mills vs Tex. A&M-Commerce (11/14/2022)
<b>REBOUNDS</b>	13	Rytis Petraitis at Colorado St. (01/10/2023)
	12	Corbin Green vs USC Upstate (11/21/2022)
<b>ASSISTS</b>	9	Jeffrey Mills vs Ark.-Pine Bluff (11/30/2022)
	7	Ethan Taylor vs Arkansas St. (12/09/2022)
<b>STEALS</b>	5	Ethan Taylor vs Tex. A&M-Commerce (11/14/2022)
	4	Rytis Petraitis at Portland St. (12/03/2022)
	4	Corbin Green vs Mississippi Val. (11/23/2022)
<b>BLOCKED SHOTS</b>	6	Corbin Green vs Ark.-Pine Bluff (11/30/2022)
	4	Corbin Green vs Tarleton St. (12/18/2022)
	4	Corbin Green vs Montana (11/27/2022)



### Opponent - Individual Game Highs

<b>POINTS</b>	28	Jarod Lucas vs Nevada (12/31/2022)
	27	Matt Bradley at San Diego St. (12/28/2022)
	26	Noah Reynolds vs Wyoming (01/17/2023)
	25	Demarcus Demonia vs Tex. A&M-Commerce (11/14/2022)
	24	Jorell Saterfield at Portland St. (12/03/2022)
	24	Cameron Parker at Portland St. (12/03/2022)
<b>FIELD GOALS MADE</b>	10	Noah Reynolds vs Wyoming (01/17/2023)
	10	Jorell Saterfield at Portland St. (12/03/2022)
<b>FIELD GOAL ATTEMPTS</b>	22	Isaiah Stevens at Colorado St. (01/10/2023)
	20	Shaun Doss Jr. vs Ark.-Pine Bluff (11/30/2022)
<b>FIELD GOAL PERCENTAGE (min 5 made)</b>	1.000 (5-5)	Nate Barnhart vs Wyoming (01/17/2023)
	.833 (5-6)	Jakorie Smith vs Tarleton St. (12/18/2022)
	.833 (5-6)	Terrance Ford Jr. vs Arkansas St. (12/09/2022)
	.833 (5-6)	Cameron Parker at Portland St. (12/03/2022)
<b>3 PT FG MADE</b>	6	Matt Bradley at San Diego St. (12/28/2022)
	4	Avery Felts vs Arkansas St. (12/09/2022)
	4	Demarcus Demonia vs Tex. A&M-Commerce (11/14/2022)
<b>3 PT FG ATTEMPTS</b>	8	Jorell Saterfield at Portland St. (12/03/2022)
	8	Moses Wood vs Portland (11/17/2022)
	8	Demarcus Demonia vs Tex. A&M-Commerce (11/14/2022)
<b>3 PT FG PERCENTAGE (min 2 made)</b>	.857 (6-7)	Matt Bradley at San Diego St. (12/28/2022)
	.800 (4-5)	Avery Felts vs Arkansas St. (12/09/2022)
<b>FREE THROWS MADE</b>	14	Cameron Parker at Portland St. (12/03/2022)
	11	Jarod Lucas vs Nevada (12/31/2022)
<b>FREE THROW ATTEMPTS</b>	16	Cameron Parker at Portland St. (12/03/2022)
	12	Jarod Lucas vs Nevada (12/31/2022)
<b>FREE THROW PERCENTAGE (min 3 made)</b>	1.000 (7-7)	Ebby Asamoah vs Delaware (11/11/2022)
	1.000 (7-7)	Jyare Davis vs Delaware (11/11/2022)
	1.000 (4-4)	Isaiah Stevens at Colorado St. (01/10/2023)
	1.000 (4-4)	Joe Palmer at Colorado St. (01/10/2023)
	1.000 (4-4)	Tiger Booker vs Tarleton St. (12/18/2022)
	1.000 (4-4)	Javontae Hopkins vs Tarleton St. (12/18/2022)
	1.000 (4-4)	Max Burchill vs South Dakota (12/06/2022)
	1.000 (4-4)	Moses Wood vs Portland (11/17/2022)
	1.000 (4-4)	Alden Applewhite vs Portland (11/17/2022)
	1.000 (3-3)	Sean Bairstow vs Utah St. (01/03/2023)
1.000 (3-3)	Micah Parrish at San Diego St. (12/28/2022)	
1.000 (3-3)	Terrance Ford Jr. vs Arkansas St. (12/09/2022)	
1.000 (3-3)	A.J. Piltzweit vs South Dakota (12/06/2022)	
1.000 (3-3)	Tyler Robertson vs Portland (11/17/2022)	
<b>REBOUNDS</b>	15	Eduardo Andre at Fresno St. (01/14/2023)
	15	Tasos Kamateros vs South Dakota (12/06/2022)
<b>ASSISTS</b>	7	Jalen Lake at Colorado St. (01/10/2023)
	6	Noah Reynolds vs Wyoming (01/17/2023)
	6	Cameron Parker at Portland St. (12/03/2022)
<b>STEALS</b>	3	Shamir Bogue vs Tarleton St. (12/18/2022)
	3	Shaun Doss Jr. vs Ark.-Pine Bluff (11/30/2022)
	3	Johnny McCoy vs Delaware (11/11/2022)





## 2022-23 Box Scores



1

Official Basketball Box Score - Final  
**Air Force at Bowling Green**  
 11/07/22 Stroh Center, Bowling Green  
 2022-23 Men's Basketball

Game Time: 7:00 PM  
 Game Duration: 1:51  
 Attendance: 1,389

Officials: Ed Phillips, Shane Thurston, Kelly Anlauf

Air Force - 58

Record: 0-1

NO. Name	Min	FG		3P		FT		Rebounds		Fouls		TP	AS	TO	ST	Blocks		+/-
		M-A	M-A	M-A	M-A	OR	DR	PF	FD	BS	BA							
35 Lucas Moerman	F 25:02	2-4	1-2	0-0	1	7	8	4	3	5	1	0	0	0	3	0	1	0
3 Jake Heidbreder	G 30:20	4-10	4-8	0-1	0	3	3	4	1	12	1	1	0	0	0	0	5	5
5 Ethan Taylor	G 32:25	2-7	1-2	0-0	0	3	3	4	2	5	4	2	0	1	1	-2		
30 Camden Vander Zwaag	G 29:10	5-8	4-7	0-0	0	3	3	1	1	14	3	1	0	1	0	1	0	0
42 Marcell McCreary	G 31:35	4-10	0-4	1-2	1	5	6	2	2	9	1	4	3	0	0	0	6	6
4 Carter Murphy	22:40	4-8	2-5	1-1	0	1	1	0	0	11	0	2	1	0	1	-11		
22 Nikc Jackson	12:05	1-2	0-0	0-0	0	2	2	0	4	2	0	0	0	1	0	-8		
23 Jake Murphy	11:49	0-5	0-5	0-0	0	0	0	2	0	0	1	1	1	0	0	-15		
31 Rylis Petralis	02:36	0-0	0-0	0-0	0	0	0	0	1	0	0	0	0	0	0	-7		
20 Kaleb Lichau	02:18	0-1	0-1	0-0	0	1	1	0	0	0	0	0	0	0	0	0	1	1
Team					1	3	4			0		3						
Totals	22:55	12-34	2-4	3	28	31	17	14	58	11	14	5	6	2	-4			

Technical Fouls:Murphy 2<sup>nd</sup>10:09

Bowling Green - 62

Record: 1-0

NO. Name	Min	FG		3P		FT		Rebounds		Fouls		TP	AS	TO	ST	Blocks		+/-
		M-A	M-A	M-A	M-A	OR	DR	PF	FD	BS	BA							
5 Rashaun Agee	F 26:14	3-9	0-1	7-9	1	6	7	2	7	13	1	1	0	1	2	1	2	1
32 Gabe O'Neal	F 04:48	0-1	0-0	0-0	0	1	0	1	0	0	0	0	0	0	0	-6		
2 Leon Ayers III	G 27:12	6-12	1-3	3-6	1	6	7	2	4	16	0	4	2	0	2	3		
3 Kaden Metheny	G 28:32	1-8	1-5	0-0	0	2	2	0	1	3	1	3	2	0	1	-8		
15 Samari Curtis	G 31:22	6-13	1-5	1-2	0	3	3	2	3	14	3	1	2	0	1	-1		
14 Sam Towns	21:31	1-2	0-0	1-2	3	3	1	1	3	0	0	0	0	0	0	5		
4 Willie Lightfoot	11:28	1-3	1-2	0-0	0	1	1	1	0	3	2	3	1	0	0	12		
1 Brenton Mills	24:29	1-1	1-1	0-0	0	4	4	1	0	3	1	0	1	0	0	4		
13 Chandler Turner	15:33	1-5	0-2	0-0	0	3	3	1	1	2	1	1	0	1	0	7		
12 Isaac Elsasser	08:51	2-2	1-1	0-0	0	1	1	1	0	5	0	0	0	0	0	1		
Team					2	1	3			0		0						
Totals	22:56	6-20	12-19	8	30	38	14	17	62	9	13	8	2	6	4			

Technical Fouls:Ayers III 1<sup>st</sup>0:16

	AF	BGSU
Biggest lead	11 (1 <sup>st</sup> 15:07)	12 (2 <sup>nd</sup> 6:54)
Best Scoring Run	12 (1 <sup>st</sup> 15:07)	10 (1 <sup>st</sup> 6:07)
Lead Changes	3	
Times Tied	0	
Time with Lead	10:08	29:25

Points from	AF		BGSU	
	1st	2nd	TOT	TOT
Turnovers	13	15		
Paint	20	24		
Second Chance	5	9		
Fast Breaks	2	8		
Bench	13	16		



2

Official Basketball Box Score - Final  
**Delaware at Air Force**  
 11/11/22 Clune Arena, U.S. Air Force Academy  
 2022-23 Men's Basketball

Game Time: 2:00 PM  
 Game Duration: 2:08  
 Attendance: 1,625

Officials: Ruben Ramos, Rick O'Neil, Jeff Maham

Delaware - 71

Record: 1-1

NO. Name	Min	FG		3P		FT		Rebounds		Fouls		TP	AS	TO	ST	Blocks		+/-
		M-A	M-A	M-A	M-A	OR	DR	PF	FD	BS	BA							
13 Jyare Davis	F 37:00	4-13	0-1	7-7	2	2	4	3	5	15	4	3	0	0	1	-5		
0 Jameer Nelson Jr.	G 35:16	4-14	2-7	8-10	2	5	7	5	6	18	2	3	2	1	-2			
1 LJ Owens	G 20:39	1-3	0-2	0-0	1	0	1	5	1	2	0	0	0	0	-6			
5 Christian Ray	G 32:54	3-6	0-1	3-6	5	5	10	4	4	9	0	1	1	0	0	-2		
14 Ebby Asamoah	G 31:45	2-10	2-7	7-7	1	4	5	4	13	0	0	0	0	1	-3			
4 Gianmarco Arietti	18:11	2-5	2-4	0-0	0	4	4	1	2	6	2	0	0	0	-5			
45 Nigel Shadd	03:03	0-0	0-0	0-0	0	1	1	0	1	0	0	1	0	0	2			
10 Johnny McCoy	21:12	3-6	2-4	0-0	0	0	0	2	0	8	1	0	3	0	1	1		
Team					1	2	3			0		0						
Totals	19:57	8-26	25-30	12	23	35	24	23	71	9	8	6	2	4	-4			

Technical Fouls:McCoy 1<sup>st</sup>7:33Nelson Jr. 2<sup>nd</sup>16:05

Air Force - 75

Record: 1-1

NO. Name	Min	FG		3P		FT		Rebounds		Fouls		TP	AS	TO	ST	Blocks		+/-
		M-A	M-A	M-A	M-A	OR	DR	PF	FD	BS	BA							
35 Lucas Moerman	F 25:32	1-5	0-2	0-0	2	4	6	4	0	2	4	0	1	0	2	-7		
3 Jake Heidbreder	G 32:37	6-12	3-8	11-12	0	7	7	2	7	26	0	1	0	0	2			
5 Ethan Taylor	G 38:06	5-10	2-5	2-5	0	3	3	2	5	14	3	4	1	1	0	3		
24 Jeffrey Mills	G 23:03	1-4	0-0	0-0	2	2	5	1	2	3	3	0	0	0	-2			
30 Camden Vander Zwaag	G 29:11	4-10	1-5	0-0	1	5	6	0	3	9	5	1	1	0	0	5		
42 Marcell McCreary	14:40	3-4	1-1	0-0	1	2	3	0	0	7	0	1	0	0	0	3		
4 Carter Murphy	11:34	2-3	1-2	1-2	1	1	2	4	1	6	1	0	0	0	6			
22 Nikc Jackson	14:28	2-3	0-0	0-1	2	3	5	4	3	4	0	1	1	3	0	11		
31 Rylis Petralis	10:49	1-2	0-0	3-5	1	3	4	2	4	5	0	0	0	0	-1			
Team					0	1	1			0		2						
Totals	25:53	8-23	17-25	10	29	39	23	24	75	16	13	4	4	2	4			

Technical Fouls:Heidbreder 2<sup>nd</sup>8:51

	DEL	AF
Biggest lead	3 (1 <sup>st</sup> 18:27)	15 (2 <sup>nd</sup> 10:39)
Best Scoring Run	6 (2 <sup>nd</sup> 5:11)	6 (1 <sup>st</sup> 14:13)
Lead Changes	1	
Times Tied	3	
Time with Lead	01:32	35:15

Points from	DEL		AF	
	1st	2nd	TOT	TOT
Turnovers	8	8		
Paint	22	30		
Second Chance	10	13		
Fast Breaks	6	8		
Bench	14	22		



3

Official Basketball Box Score - Final  
**Tex. A&M-Commerce at Air Force**  
 11/14/22 Clune Arena, U.S. Air Force Academy  
 2022-23 Men's Basketball

Game Time: 6:00 PM  
 Game Duration: 2:06  
 Attendance: 1,131

Officials: Eric Curry, Mike Reed, Ryan McDaniel

Tex. A&M-Commerce - 73

Record: 1-2

NO. Name	Min	FG		3P		FT		Rebounds		Fouls		TP	AS	TO	ST	Blocks		+/-
		M-A	M-A	M-A	M-A	OR	DR	PF	FD	BS	BA							
23 Alex Peavy	F 20:10	3-5	3-5	0-1	0	0	0	1	1	9	1	0	1	1	0	6		
1 Moryae Davis	G 15:41	0-1	0-1	0-0	0	2	2	2	1	1	0	0	0	0	0	7		
2 Kalen Williams	G 31:02	5-9	2-4	1-3	1	5	6	1	2	13	3	3	0	1	0	15		
4 Demarcus Demonia	G 33:27	7-12	4-8	7-11	1	3	4	4	6	25	2	3	2	1	0	12		
35 Luka Vasic	G 10:05	2-2	0-0	0-0	0	0	0	1	1	4	1	1	0	0	0	-9		
0 JJ Romer Rosario	14:45	0-5	0-5	0-0	0	3	3	1	0	1	1	0	0	0	-7			
3 Tommie Lewis	12:16	0-2	0-2	0-0	0	1	1	0	2	0	0	1	1	1	0	5		
10 Alonzo Dodd	24:00	2-4	0-1	0-0	2	6	8	0	1	4	3	1	1	2	0	0	0	
11 Khalif Abdul-Mateen	23:31	0-4	0-2	0-0	1	3	4	2	2	0	2	1	0	1	2	-11		
30 C.J. Roberts	24:37	4-10	1-4	2-2	1	2	3	2	2	11	0	4	1	0	2	1		

## 2022-23 Box Scores

**5** Official Basketball Box Score - Final  
**USC Upstate at Air Force**  
 11/21/22 Clute Arena, U.S. Air Force Academy  
 2022-23 Men's Basketball  
 Game Time: 7:05 PM  
 Game Duration: 1:48  
 Attendance: 1,022  
 Officials: Gregory Nixon, Kelly Pfeiffer, Mike Kashinsky

NO. Name	Min	FG			3P			FT			Rebounds		Fouls		TP	AS	TO	Blocks			+/-	
		M-A	M-A	M-A	M-A	M-A	M-A	OR	DR	OR	DR	PF	FD	BS				BA	ST			
0 Khydari Smith	F 24:41	1-2	0-1	0-0	0	2	2	3	0	2	0	2	0	2	0	2	0	1	0	1	0	-20
35 Ahmir Langlais	F 11:43	1-1	0-0	1-2	1	0	1	4	2	3	0	1	0	0	0	0	0	0	0	0	-1	
11 Jordan Gainey	G 30:44	8-17	1-6	2-4	0	0	0	3	2	19	0	2	0	2	0	0	0	0	0	0	-12	
12 Trae Broadnax	G 27:44	5-12	1-3	0-4	1	3	4	2	3	11	2	0	2	0	1	0	0	0	0	0	-9	
14 Floyd Rideau Jr.	G 21:41	1-3	0-1	0-0	0	1	1	2	1	2	2	2	1	1	1	1	1	1	1	1	-14	
45 Seny N'Diaye	08:48	2-3	0-0	2-4	2	2	4	4	3	6	0	0	0	1	2	0	0	0	0	0	-6	
1 Nick Alves	04:37	1-2	0-0	0-0	0	1	1	1	0	2	0	0	0	0	0	0	0	0	0	0	-7	
2 Justin Bailey	28:48	3-9	2-6	1-1	0	1	1	3	2	9	0	1	0	1	0	0	0	0	0	0	-25	
5 Jordyn Surratt	19:31	1-1	0-0	0-0	0	3	3	1	1	2	0	0	0	1	0	0	0	0	0	0	-12	
22 Thomas Shelda	10:56	0-1	0-1	0-0	1	0	1	0	0	0	1	1	0	0	0	0	0	0	0	0	-14	
10 Che Evans Jr.	07:11	0-2	0-2	0-0	0	1	1	1	0	0	0	0	0	0	0	0	0	0	0	0	-7	
23 Dave Dickerson III	03:36	0-1	0-0	0-0	0	0	0	0	0	0	0	0	0	0	0	0	0	0	0	0	-8	
Team					0	3	3			0												
Totals		23-54	4-20	6-15	5	17	22	24	14	56	5	9	5	4	2	2	27					

Record: 2-3  
 Technical Fouls: NONE

NO. Name	Min	FG			3P			FT			Rebounds		Fouls		TP	AS	TO	Blocks			+/-
		M-A	M-A	M-A	M-A	M-A	OR	DR	OR	DR	PF	FD	BS	BA				ST			
15 Corbin Green	F 36:23	6-9	1-4	4-7	2	10	12	2	7	17	6	2	0	0	0	29					
3 Jake Heidbreder	G 28:43	5-9	2-5	4-4	1	1	2	1	4	16	4	3	1	0	0	21					
5 Ethan Taylor	G 30:54	1-5	1-4	0-0	0	2	2	2	0	3	0	0	0	0	0	16					
24 Jeffrey Mills	G 14:46	0-1	0-0	0-0	0	1	2	4	0	1	0	0	0	0	0	11					
30 Camden Vander Zwaag	G 25:35	7-13	4-8	2-2	2	4	2	1	2	20	2	1	2	1	1	14					
42 Marcell McCreary	25:04	1-1	0-0	4-5	1	3	4	1	2	6	1	1	1	1	1	18					
4 Carter Murphy	18:03	2-5	0-2	2-4	0	2	2	1	2	6	0	1	0	0	0	2					
14 Beau Becker	03:37	1-3	1-1	0-0	0	1	2	0	0	3	0	2	0	0	0	-2					
31 Rylis Petralis	14:25	3-5	0-0	4-5	3	4	7	3	3	10	1	2	0	0	0	13					
13 Chase Beasley	01:15	0-0	0-0	0-0	0	1	1	0	0	0	1	0	0	0	0	5					
23 Jake Murphy	01:15	1-1	0-0	0-0	0	0	0	0	0	2	0	0	0	0	0	5					
Team					2	2	4			0											
Totals		27-52	9-24	20-27	13	31	44	15	24	83	16	12	5	2	4	27					

Technical Fouls: Vander Zwaag 1st 15:33

Biggest lead	USC		AF		Points from Turnovers	USC	AF	Period by Period Scoring			
	0 (1st 20:00)	27 (2nd 0:13)	9 (1st 5:21)	0				1st	2nd	TOT	
Best Scoring Run	7 (1st 9:10)	9 (1st 5:21)	36	36	USC	26	30	56			
Lead Changes	0	0	4	17	AF	45	38	83			
Times Tied	0	0	5	12							
Time with Lead	00:00	39:12	19	27							

**6** Official Basketball Box Score - Final  
**Mississippi Val. at Air Force**  
 11/23/22 Clute Arena, U.S. Air Force Academy  
 2022-23 Men's Basketball  
 Game Time: 4:00 PM  
 Game Duration: 1:34  
 Attendance: 1,490  
 Officials: Michael Greenstein, Mike Litwood, Wilson Holland

Record: 1-6  
 Technical Fouls: NONE

NO. Name	Min	FG			3P			FT			Rebounds		Fouls		TP	AS	TO	Blocks			+/-
		M-A	M-A	M-A	M-A	M-A	OR	DR	OR	DR	PF	FD	BS	BA				ST			
2 Arecko Gipson	F 14:22	2-3	0-0	0-0	1	1	2	0	0	4	0	0	1	0	1	-13					
15 Alvin Stradic	F 32:11	5-10	0-0	2-2	5	7	12	2	3	12	1	2	0	1	2	-9					
22 Michael Barber	F 15:01	4-8	0-0	0-0	1	0	1	0	0	8	0	3	1	0	0	-1					
10 Danny Washington	G 29:55	1-4	1-3	0-0	0	2	2	3	0	3	2	1	1	0	0	-13					
11 Terry Collins	G 27:00	3-11	1-3	4-5	1	4	5	1	4	11	1	2	0	0	2	-2					
3 Kadar Waller	22:03	3-8	2-3	3-4	1	0	1	3	3	1	1	0	0	0	1	-15					
5 Walter Hamilton	08:08	1-2	0-0	0-0	1	2	3	0	1	2	0	0	0	0	0	5					
24 Ernest Minton	12:57	0-1	0-0	0-0	1	0	1	0	0	0	0	0	0	0	0	6					
14 George Ivory III	09:14	0-0	0-0	0-0	0	0	0	1	0	0	0	0	0	0	0	-5					
21 Ronald Williams	05:12	0-1	0-0	0-0	0	1	1	0	0	0	0	0	0	0	0	-3					
33 Jordan Johnson	14:47	0-0	0-0	0-0	1	0	1	1	0	0	1	0	0	0	0	-4					
25 Daniel Umoh	04:30	0-0	0-0	0-0	0	0	0	0	0	0	0	0	0	0	0	-3					
20 Quorion Waldon	04:40	0-0	0-0	0-0	0	0	0	0	0	0	0	0	0	0	0	-2					
Team					2	0	2			0		1									
Totals		19-48	4-9	9-12	14	17	31	11	11	51	6	11	4	2	6	-13					

Record: 3-3  
 Technical Fouls: NONE

NO. Name	Min	FG			3P			FT			Rebounds		Fouls		TP	AS	TO	Blocks			+/-
		M-A	M-A	M-A	M-A	M-A	OR	DR	OR	DR	PF	FD	BS	BA				ST			
15 Corbin Green	F 36:34	6-7	0-0	1-2	0	5	5	2	1	13	1	3	4	3	0	14					
3 Jake Heidbreder	G 25:55	2-8	0-0	0	1	2	1	6	4	2	1	0	0	0	8						
5 Ethan Taylor	G 31:09	1-2	1-2	1-2	0	2	2	1	1	4	6	1	0	0	0	25					
24 Jeffrey Mills	G 32:12	1-5	1-3	0-0	1	3	4	2	1	3	4	0	0	0	0	12					
30 Camden Vander Zwaag	G 30:01	7-10	7-10	1-2	2	2	4	0	1	22	0	0	1	3	0	7					
42 Marcell McCreary	14:22	1-2	0-1	0-1	0	2	2	1	3	2	1	0	1	0	0	5					
4 Carter Murphy	12:30	3-5	1-3	0-0	0	0	0	1	2	7	0	0	0	0	0	-1					
31 Rylis Petralis	08:57	1-3	0-1	0-2	1	0	1	1	1	2	2	0	0	0	0	-1					
14 Beau Becker	03:26	2-4	1-1	0-0	2	2	0	0	0	5	0	0	0	0	0	-1					
11 Byron Brown	02:09	0-0	0-0	0-0	0	0	0	0	0	0	0	0	0	0	0	-3					
12 Kellan Boylan	01:02	0-0	0-0	0-0	0	0	0	0	0	0	0	0	0	0	0	-3					
13 Chase Beasley	01:02	0-0	0-0	0-0	0	0	0	0	0	0	0	0	0	0	0	-3					
41 Wyatt Bell	00:41	0-0	0-0	0-0	0	0	0	0	0	0	0	0	0	0	0	-4					
Team					1	1	2			0		0									
Totals		24-46	13-29	3-9	7	16	23	11	11	64	18	7	8	6	2	13					

Technical Fouls: NONE

Biggest lead	MVS		AF		Points from Turnovers	MVS	AF	Period by Period Scoring			
	2 (1st 19:24)	23 (2nd 11:09)	17 <th>18 <th>1st</th> <th>2nd</th> <th>TOT</th> </th>	18 <th>1st</th> <th>2nd</th> <th>TOT</th>				1st	2nd	TOT	
Best Scoring Run	5 (1st 3:29)	12 (2nd 12:33)	24	18	AF	30	34	64			
Lead Changes	0	3	19	32	51						
Times Tied	1	1	2	5	13						
Time with Lead	01:41	36:16	13	16							

**7** Official Basketball Box Score - Final  
**Montana at Air Force**  
 1

## 2022-23 Box Scores



Official Basketball Box Score - Final  
**Air Force at Portland State**  
 12/03/22 Viking Pavilion, Portland  
 2022-23 Men's Basketball

Game Time: 1:00 PM  
 Game Duration: 2:03  
 Attendance: 1,055

Officials: Shawn Leigh, Scott Brown, Wilson Holland

NO. Name	Min	FG		3P		FT		Rebounds		Fouls		TP	AS	TO	ST	Blocks			+/-
		M-A	M-A	M-A	M-A	OR	DR	TOT	PF	FD	BS					BA	BA		
15 Corbin Green	F 20:25	1-3	0-0	0-2	0 2	2 5	3 2	1 2	0 0	0 0	0 0	0	0	0	0	0	0	0	0
3 Jake Heidbreder	G 28:43	5-11	2-8	4-4	0 4	4 3	16 1	1 0	0 0	-7									
5 Ethan Taylor	G 28:27	0-5	0-2	2-2	1 3	4 2	2 4	2 1	0 0	-10									
24 Jeffrey Mills	G 38:30	2-4	1-3	1-2	1 3	4 2	3 6	4 1	0 0	-4									
30 Camden Vander Zwaag	G 17:14	2-5	0-3	4-5	0 2	2 0	2 8	0 4	0 0	-7									
4 Carter Murphy	18:19	2-8	0-3	2-2	1 0	1 3	2 6	1 1	0 0	2 9									
31 Rytis Petrailis	22:46	6-8	2-2	8-13	0 5	2 3	22 3	1 4	1 0	3									
22 Nikk Jackson	19:26	0-1	0-0	2-4	0 2	2 1	5 2	0 2	0 0	-3									
42 Marcell McCreary	06:10	0-0	0-0	0-0	0 0	0 2	0 0	0 0	0 0	-1									
Team					1 2		0 3												
<b>Totals</b>		18-45	5-21	23-34	7 22	29	23 29	64	14	17	5	1	2	4					

Technical Fouls: NONE

Shooting By Period		
1st FG%	9-23	39.1%
3PT%	3-11	27.3%
FT%	8-15	53.3%
2nd FG%	9-22	40.9%
3PT%	2-10	20.0%
FT%	15-19	78.9%
GM FG%	18-45	40.0%
3PT%	5-21	23.8%
FT%	23-34	67.6%

Dead Ball Rebounds: 8, 0



Official Basketball Box Score - Final  
**South Dakota at Air Force**  
 12/06/22 Clune Arena, U.S. Air Force Academy  
 2022-23 Men's Basketball

Game Time: 3:00 PM  
 Game Duration: 1:46  
 Attendance: 855

Officials: Tony Padilla, Mike Reed, Randy Richardson

NO. Name	Min	FG		3P		FT		Rebounds		Fouls		TP	AS	TO	ST	Blocks			+/-
		M-A	M-A	M-A	M-A	OR	DR	TOT	PF	FD	BS					BA	BA		
34 Tasos Kamateros	F 30:36	3-9	0-3	1-2	4 11	15 1	3 7	1 3	0 0	0 0	-21								
2 Damari Hayes	G 20:15	1-5	0-0	3-4	4 5	9 4	2 5	0 1	0 1	2 8									
5 Krusz Perrott-Hunt	G 22:50	4-11	0-4	0-0	0 0	0 3	1 8	1 2	0 0	-14									
10 A.J. Pitzweil	G 32:52	5-12	2-6	3-3	0 0	0 1	4 15	0 0	1 0	2 10									
11 Mason Archambault	G 29:44	2-4	0-2	0-0	0 2	2 3	0 4	1 2	1 0	0 20									
3 Max Burchill	22:13	3-6	1-1	4-4	1 0	1 2	2 11	2 1	1 1	2 1									
23 Paul Bruns	20:27	3-4	0-2	2-2	2 2	2 8	0 0	0 1	0 1	0 17									
13 Mihai Carcoana	03:47	0-1	0-0	0-0	0 0	0 0	0 0	0 0	0 0	0 0									
33 Felix Brostrom	06:46	0-1	0-1	0-0	0 0	0 0	0 0	0 0	0 0	0 0									
22 Keaton Kutcher	05:15	0-0	0-0	0-0	0 0	0 0	0 0	0 0	0 0	0 0									
55 Jeremiah Coleman	05:15	0-0	0-0	0-0	0 0	0 0	0 0	0 0	0 0	0 0									
Team					0 0		0 0												
<b>Totals</b>		21-57	3-21	13-15	11 20	31	20 14	58	7	10	5	2	7	12					

Technical Fouls: Hayes 2nd 17:32

Shooting By Period		
1st FG%	9-32	28.1%
3PT%	0-10	0.0%
FT%	3-4	75%
2nd FG%	12-25	48.0%
3PT%	3-11	27.3%
FT%	10-11	90.9%
GM FG%	21-57	36.8%
3PT%	3-21	14.3%
FT%	13-15	86.7%

Dead Ball Rebounds: 1, 0

NO. Name	Min	FG		3P		FT		Rebounds		Fouls		TP	AS	TO	ST	Blocks			+/-
		M-A	M-A	M-A	M-A	OR	DR	TOT	PF	FD	BS					BA	BA		
25 Hunter Woods	F 27:30	2-4	0-2	3-4	1 4	5 3	7 1	1 1	1 0	0 8									
32 Jacob Eymann	C 18:46	0-1	0-0	0-1	0 2	2 2	0 1	2 1	0 0	-13									
1 Cameron Parker	G 33:40	5-6	0-0	14-16	0 2	2 11	24 6	4 1	0 0	9									
23 Jorrell Starfield	G 38:07	10-17	3-8	1-2	0 3	2 2	24 1	1 1	1 0	0 6									
33 Mikal Starks	G 35:06	2-7	0-2	0-2	0 2	2 4	3 1	0 0	0 0	10									
2 Bobby Harvey	10:22	1-4	1-4	0-0	0 2	2 4	0 3	1 0	0 0	-11									
22 Isiah Johnson	06:21	0-0	0-0	0-0	0 0	0 0	5 0	0 0	2 1	0 0 8									
55 Keshawn Saunders	09:59	1-2	0-0	0-0	0 3	4 1	2 0	1 0	0 0	5									
10 Hunter Curtiss	11:18	0-0	0-0	2-2	0 4	4 1	2 0	1 0	2 0	10									
5 Isiah Kirby	05:16	1-3	0-1	0-0	0 0	0 1	2 0	0 0	0 0	-11									
4 Kendall Munson	03:35	0-0	0-0	0-0	0 0	0 1	0 0	0 0	0 0	-1									
Team					0 0		0 1												
<b>Totals</b>		22-44	4-17	20-27	1 22	23	29 23	68	12	14	5	2	1	4					

Technical Fouls: NONE

Shooting By Period		
1st FG%	12-25	48.0%
3PT%	1-9	11.1%
FT%	5-8	62.5%
2nd FG%	10-19	52.6%
3PT%	3-8	37.5%
FT%	15-19	78.9%
GM FG%	22-44	50.0%
3PT%	4-17	23.5%
FT%	20-27	74.1%

Dead Ball Rebounds: 6, 1

Biggest lead	AFA		PSU		Points from Turnovers	AFA	PSU	Period by Period Scoring			
	12 (2nd 9:27)	9 (1st 14:36)	Turnovers	21				16	1st	2nd	TOT
Best Scoring Run	14 (2nd 9:27)		10 (2nd 6:05)		Paint	26	32	AFA	29	35	64
Lead Changes	10		9		Second Chance	9	2	PSU	30	38	68
Times Tied	7		7		Fast Breaks	10	15				
Time with Lead	12:09	20:32	Bench	30	9						

NO. Name	Min	FG		3P		FT		Rebounds		Fouls		TP	AS	TO	ST	Blocks			+/-
		M-A	M-A	M-A	M-A	OR	DR	TOT	PF	FD	BS					BA	BA		
15 Corbin Green	F 24:09	0-5	0-1	0-1	0 3	3 4	2 0	3 2	2 3	1 10									
3 Jake Heidbreder	G 24:30	8-12	5-8	6-6	0 3	3 2	27 1	2 0	0 0	16									
5 Ethan Taylor	G 30:56	2-4	0-0	0-0	0 5	1 1	4 6	1 1	0 0	20									
24 Jeffrey Mills	G 27:05	4-4	0-0	0-0	0 1	3 1	8 3	1 1	1 0	18									
30 Camden Vander Zwaag	G 24:21	3-5	3-5	5-6	0 2	0 3	14 3	1 0	0 0	7									
4 Carter Murphy	14:41	2-4	0-1	0-0	2 3	5 1	4 1	0 0	0 0	7									
31 Rytis Petrailis	22:29	2-4	1-2	3-3	2 6	8 2	6 6	1 1	2 2	1 16									
14 Beau Becker	14:05	2-5	1-3	2-2	1 2	3 0	1 7	0 0	0 0	1 12									
42 Marcell McCreary	07:22	1-4	1-3	2-4	0 0	0 1	2 5	0 0	0 0	3									
13 Chase Beasley	02:55	1-1	0-0	0-0	0 0	0 2	0 0	0 0	0 0	-1									
11 Byron Brown	02:40	0-1	0-1	0-0	0 0	0 0	0 0	0 0	0 0	0 0									
12 Kellan Boylan	01:46	0-1	0-0	0-0	0 0	0 0	0 0	0 0	0 0	0 0									
23 Jake Murphy	01:46	0-1	0-0	0-0	0 0	0 0	0 0	0 0	0 0	0 0									
21 Solo Jones	01:15	0-0	0-0	0-0	0 0	0 0	0 0	0 0	0 0	0 0									
Team					0 1	1	0	3											
<b>Totals</b>		25-51	11-24	18-22	7 26	33	14 19	79	19	11	7	7	2	21					

Technical Fouls: NONE

Shooting By Period		
1st FG%	13-22	59.1%
3PT%	6-11	54.5%
FT%	7-9	77.8%
2nd FG%	12-29	41.4%
3PT%	5-13	38.5%
FT%	11-13	84.6%
GM FG%	25-51	49.0%
3PT%	11-24	45.8%
FT%	18-22	81.8%

2022-23 Box Scores



Official Basketball Box Score - Final  
**Air Force at Northern Colo.**  
 12/20/22 Bank of Colorado Arena, Greeley  
 2022-23 Men's Basketball

Game Time: 6:00 PM  
 Game Duration: 1:57  
 Attendance: 1,501

Officials: Verne Harris, Shawn Leigh, Rick Ouel

Air Force - 67		Record: 9-4												
NO. Name	Min	FG	3P	FT	Rebounds	Fouls	TP	AS	TO	ST	Blocks	BS	BA	+/-
		M-A	M-A	M-A	OR DR TOT	PF	FD				BS	BA		
15 Corbin Green	F 27:53	5-9	1-3	2-2	2 4 6	2 2	13	0	0	0	3	1	1	
3 Jake Heidbreder	G 32:29	5-10	2-5	5-8	0 3 3	2 5	17	1	2	0	0	0	0	
5 Ethan Taylor	G 30:20	4-9	1-3	2 5 7	1 2 10	1 2	10	1	2	0	0	1	7	
24 Jeffrey Mills	G 28:51	2-5	0-1	0-0	0 2 2	4 0	4	3	1	0	0	0	2	
30 Camden Vander Zwaag	G 20:40	1-4	0-2	0-0	1 3 4	2 1	2	2	0	0	0	0	3	
14 Beau Becker	12:07	1-5	0-3	0-1	0 0 0	1 1	2	1	0	0	0	0	1	
31 Rylis Petralis	19:20	4-6	1-1	3-4	0 2 5	7 4	0	4	0	1	0	0	0	-12
4 Carter Murphy	18:44	1-4	0-1	2-2	0 2 2	2 1	4	1	1	0	1	0	1	-4
42 Marcell McCreary	09:36	1-3	0-1	1-1	0 1 1	1 1	3	0	0	1	1	0	1	0
Team					0 1 1		0		2					
<b>Totals</b>		24-55	5-22	14-21	5 28 33	16 19	67	11	9	3	5	2	2	

Shooting By Period	
1st FG%	12-30 40.0%
3PT%	2-13 15.4%
FT%	5-6 83.3%
2nd FG%	12-25 48.0%
3PT%	3-9 33.3%
FT%	9-15 60%
GM FG%	24-55 43.6%
3PT%	5-22 22.7%
FT%	14-21 66.7%

Dead Ball Rebounds: 3, 0

Technical Fouls: NONE

Northern Colo. - 65		Record: 5-7												
NO. Name	Min	FG	3P	FT	Rebounds	Fouls	TP	AS	TO	ST	Blocks	BS	BA	+/-
		M-A	M-A	M-A	OR DR TOT	PF	FD				BS	BA		
22 Riley Abercrombie	F 33:47	3-10	2-7	3-4	1 5 6	1 2	11	1	0	0	0	0	2	
32 Theo Hughes	C 18:57	2-2	0-0	0-0	2 5 7	4 0	4	0	1	0	0	0	-12	
1 Daylen Kountz	G 38:49	7-16	1-3	7-10	0 2 2	2 6	22	3	1	0	0	1	5	
2 Matt Johnson II	G 36:36	4-13	1-6	0-0	1 4 5	2 0	9	4	3	1	0	2	-1	
5 Dalton Knecht	G 34:46	6-13	1-5	4-5	2 7 9	5 6	17	3	1	0	2	1	-2	
14 Brock Wisne	22:56	1-2	0-0	0-0	1 4 5	3 1	2	1	1	1	0	0	1	
30 Caleb Shaw	07:33	0-2	0-0	0-0	0 3 3	1 1	0	1	2	0	0	0	1	-6
12 Connor Creech	08:29	0-0	0-0	0-0	1 0 1	1 0	0	2	0	0	0	0	-6	
Team					2 0 2		0		0					
<b>Totals</b>		23-58	5-23	14-19	10 30 40	19 16	65	13	11	2	2	5	-2	

Shooting By Period	
1st FG%	12-31 38.7%
3PT%	3-12 25.0%
FT%	4-7 57.1%
2nd FG%	11-27 40.7%
3PT%	2-11 18.2%
FT%	10-12 83.3%
GM FG%	23-58 39.7%
3PT%	5-23 21.7%
FT%	14-19 73.7%

Dead Ball Rebounds: 2, 0

Technical Fouls: NONE

USAF		UNCO		Points from		Turnovers		Period by Period Scoring	
Biggest lead	10 (2 <sup>nd</sup> 14:10)	3 (1 <sup>st</sup> 17:49)	Turnovers	14	15	1st	2nd	TOT	
Best Scoring Run	8 (2 <sup>nd</sup> 18:36)	7 (2 <sup>nd</sup> 10:10)	Paint	32	36	USAF	31	36	67
Lead Changes	11		Second Chance	0	10	UNCO	31	34	65
Times Tied	10		Fast Breaks	6	6				
Time with Lead	25:19	06:26	Bench	21	2				



Official Basketball Box Score - Final  
**Air Force at San Diego State**  
 12/22/22 Steve Fisher Court at Viejas Arena, San Diego  
 2022-23 Men's Basketball

Game Time: 8:10 PM  
 Game Duration: 1:52  
 Attendance: 12,414

Officials: Gregory Nixon, Randy Richardson, Deron White

Air Force - 55		Record: 9-5 (0-1)												
NO. Name	Min	FG	3P	FT	Rebounds	Fouls	TP	AS	TO	ST	Blocks	BS	BA	+/-
		M-A	M-A	M-A	OR DR TOT	PF	FD				BS	BA		
0 Keshad Johnson	F 21:47	1-5	0-0	0-0	2 1 3	2 1	2	1	0	0	0	1	-17	
3 Jake Heidbreder	G 25:53	2-9	2-7	0-0	0 4 4	0 0	6	0	3	0	0	0	-18	
5 Ethan Taylor	G 23:55	3-6	3-5	0-0	0 2 2	3 1	9	1	2	1	0	1	-21	
24 Jeffrey Mills	G 27:18	4-6	2-3	0-0	0 0 0	2 0	10	2	2	2	0	0	-15	
30 Camden Vander Zwaag	G 14:46	1-4	0-2	0-0	0 0 0	0 0	2	1	0	0	0	0	-19	
4 Carter Murphy	19:10	2-5	1-3	2-2	0 1 1	2 3	7	2	1	1	0	1	-3	
31 Rylis Petralis	25:14	2-7	0-1	2-2	2 2 4	2 7	6	5	3	2	1	1	3	
42 Marcell McCreary	21:56	3-4	0-1	0-0	0 3 3	1 0	6	3	3	1	0	0	8	
14 Beau Becker	18:13	3-3	0-0	1-1	0 0 0	4 1	7	0	0	0	0	0	1	
23 Jake Murphy	01:48	0-0	0-0	0-0	0 0 0	0 0	0	0	0	0	0	0	1	
Team					2 1 3		0		1					
<b>Totals</b>		21-49	8-22	5-5	6 14 20	16 13	55	15	15	7	2	5	-16	

Shooting By Period	
1st FG%	9-24 37.5%
3PT%	2-9 22.2%
FT%	3-3 100%
2nd FG%	12-25 48.0%
3PT%	6-13 46.2%
FT%	2-2 100%
GM FG%	21-49 42.9%
3PT%	8-22 36.4%
FT%	5-5 100.0%

Dead Ball Rebounds: 0, 1

Technical Fouls: NONE

San Diego State - 71		Record: 10-3 (1-0)												
NO. Name	Min	FG	3P	FT	Rebounds	Fouls	TP	AS	TO	ST	Blocks	BS	BA	+/-
		M-A	M-A	M-A	OR DR TOT	PF	FD				BS	BA		
0 Keshad Johnson	F 23:33	3-6	0-1	3-5	2 3 5	2 4	9	1	1	1	1	1	10	
31 Nathan Mensah	F 18:03	1-4	0-0	0-0	2 5 7	1 2	2	0	1	0	2	0	14	
5 Lamont Butler	G 21:29	3-6	0-2	0-0	0 2 2	0 2	6	2	4	2	0	0	24	
12 Darrion Trammell	G 31:04	2-8	1-5	1-2	0 0 0	1 1	6	5	2	1	1	0	4	
20 Matt Bradley	G 31:13	9-12	6-7	3-5	1 2 3	1 4	27	1	0	1	0	0	12	
13 Jaedon LeDee	21:57	2-3	0-0	2-3	3 3 6	2 3	6	0	2	1	1	0	2	
3 Micah Parrish	11:44	1-3	1-3	3-3	0 1 1	2 1	6	0	2	0	0	0	2	
2 Adam Seiko	24:54	3-7	3-5	0-0	1 3 4	1 0	9	0	1	0	0	1	4	
25 Elijah Saunders	05:33	0-0	0-0	0-0	0 1 1	0 0	0	0	0	0	0	0	3	
33 Aguek Arop	10:30	0-0	0-0	0-0	0 1 1	1 0	0	1	0	0	0	0	7	
Team					0 0 0		0		1					
<b>Totals</b>		24-49	11-23	12-18	9 21 30	13 16	71	10	14	8	5	2	16	

Shooting By Period	
1st FG%	14-25 56.0%
3PT%	5-10 50.0%
FT%	3-5 60%
2nd FG%	10-24 41.7%
3PT%	6-13 46.2%
FT%	9-13 69.2%
GM FG%	24-49 49.0%
3PT%	11-23 47.8%
FT%	12-18 66.7%

Dead Ball Rebounds: 7, 1

Technical Fouls: NONE

AFA		SDSU		Points from		Turnovers		Period by Period Scoring	
Biggest lead	0 (1 <sup>st</sup> 20:00)	19 (2 <sup>nd</sup> 15:13)	Turnovers	8	26	1st	2nd	TOT	
Best Scoring Run	9 (1 <sup>st</sup> 7:25)	13 (1 <sup>st</sup> 15:05)	Paint	22	20	AFA	23	32	55
Lead Changes	0		Second Chance	7	17	SDSU	36	35	71
Times Tied	1		Fast Breaks	2	9				
Time with Lead	00:00	38:57	Bench	26	21				



Official Basketball Box Score - Final  
**Nevada at Air Force**  
 12/31/22 Clune Arena, U.S. Air Force Academy  
 2022-23 Men's Basketball

Game Time: 12:00 PM  
 Game Duration: 1:56  
 Attendance: 1,704

Officials: Lewis Garrison, Casey McClellan, Brad Ferrie

Nevada - 75		Record: 12-3 (2-0)												
NO. Name	Min	FG	3P	FT	Rebounds	Fouls	TP	AS	TO	ST	Blocks	BS	BA	+/-
		M-A	M-A	M-A	OR DR TOT	PF	FD				BS	BA		
5 Darrion Williams	F 28:04	3-6	0-1	0-0	1 5 6	4 0	6	3	0	1	0	1	8	
14 Tre Coleman	F 34:12	1-5	1-2	0-0	1 3 4	0 1	3	2	1	2	1	1	7	
50 Will Baker	C 25:51	7-13	0-0	2-2	4 4 8	4 4	16	0	3	1	0	0	9	
2 Jarod Lucas	G 34:48	7-10	3-5	11-12	1 2 3	2 7	28	2	1	0	0	0	12	
13 Kenan Blackshear	G 34:25	3-10	1-2	7-9	0 4 4	3 6	14	4	2	0	0	1		
11 Nick Davidson	14:24	2-3	1-2	1-1	0 3 3	2 2	6	0	1	0	1	0	-6	
1 Tyler Powell	07:56	0-1	0-0	0-0	0 2 2	0 0	0	1	2	0	0	0	-7	
20 Daniel Foster	07:22	0-0	0-0	0-0	1 1 2	4 0	0	1	0	0	0	0	6	
3 Trey Pettigrew	12:58	0-3	0-1	2-2	0 0 0	1 1	2	0	0	0	0	0	0	
Team					1 1 2		0		0					
<b>Totals</b>		23-51	6-14	23-26	9 25 34	22 21	75	12	13	6	2	2	6	



### 2022-23 Box Scores



Official Basketball Box Score - Final  
**Air Force at Colorado St.**  
 01/10/23 Moby Arena, Fort Collins, CO  
 2022-23 Men's Basketball

Game Time: 7:00 PM  
 Game Duration: 2:12  
 Attendance: 4,003

Officials: Michael Greenstein, Larry Spaulding, Olandis Poole

Air Force - 85		Record: 10-7 (1-3)												
NO. Name	Min	FG	3P	FT	Rebounds	Fouls	TP	AS	TO	ST	Blocks	+/	Shooting By Period	
		M-A	M-A	M-A	OR DR TOT	PF FD					BS BA		1st	2nd
14 Beau Becker	F 19:32	1-5	0-1	2-2	2 1 3	1 1 4	1	0	0	0	1 6		1st FG%	12-28 42.9%
3 Jake Heidbreder	G 37:28	7-15	1-7	0-0	0 2 2	0 2 15	3	0	0	0	1 20		3PT%	3-9 33.3%
24 Jeffrey Mills	G 30:02	3-6	1-1	0-0	0 5 5	4 0 7	3	1	2	0	0 2		FT%	3-4 75%
31 Rytis Petrailis	G 45:00	5-11	0-2	8-9	2 11 13	4 7 18	3	2	3	1	1 11		2nd FG%	14-28 50.0%
42 Marcell McCreary	G 36:47	8-12	5-6	5-6	3 4 7	4 4 26	4	2	0	0	1 7		3PT%	2-8 25.0%
30 Camden Vander Zwaag	20:44	1-3	0-2	0-0	1 0 1	3 0 2	0	0	0	0	0 4		FT%	5-6 83.3%
4 Carter Murphy	09:59	1-1	0-0	0-0	0 0 0	2 0 2	0	0	0	0	0 0		OT FG%	5-5 100.0%
15 Corbin Green	25:28	5-8	0-0	1-2	1 2 3	4 4 11	3	4	1	1	0 5		GM FG%	2-2 100.0%
Team					3 2 5	0	2						FT%	8-9 88.9%
<b>Totals</b>		31-61	7-19	16-19	12 27 39	22 18 85	17	11	6	2	4 11		GM FG%	31-61 50.8%

Technical Fouls: NONE

Dead Ball Rebounds: 2, 0

Colorado St. - 74		Record: 9-9 (1-4)												
NO. Name	Min	FG	3P	FT	Rebounds	Fouls	TP	AS	TO	ST	Blocks	+/	Shooting By Period	
		M-A	M-A	M-A	OR DR TOT	PF FD					BS BA		1st	2nd
12 Patrick Cartier	F 30:39	9-11	0-0	5-6	0 3 3	3 5 23	1	1	0	0	0 -2		1st FG%	11-22 50.0%
1 John Tonje	G 35:08	2-8	1-4	5-7	0 3 3	3 5 10	4	5	1	1	0 -12		3PT%	1-3 33.3%
4 Isaiah Stevens	G 43:35	6-22	1-5	4-4	2 2 4	0 5 17	4	0	1	0	1 -11		FT%	7-8 87.5%
15 Jalen Lake	G 37:48	2-3	0-0	1-1	1 2 3	1 2 5	7	1	1	0	0 -10		2nd FG%	11-26 42.3%
23 Isaiah Rivera	G 36:02	4-7	1-2	2-2	0 5 5	3 1 11	1	0	2	2	1 -8		3PT%	2-5 40.0%
10 James Moors	14:21	2-4	0-0	0-0	1 2 3	1 1 4	1	0	0	0	0 -9		FT%	11-14 78.6%
2 Taviontae Jackson	12:24	0-2	0-1	0-1	1 0 1	3 1 0	0	1	1	1	0 -7		OT FG%	3-9 33.3%
20 Joe Palmer	09:52	0-0	0-0	4-4	0 0 0	3 2 4	0	0	0	0	0 1		3PT%	0-4 0.0%
5 Baylor Hebb	05:11	0-0	0-0	0-0	0 0 0	1 0 1	0	0	1	0	0 3		FT%	3-3 100%
Team					1 2 3	0	0	1					GM FG%	25-57 43.9%
<b>Totals</b>		25-57	3-12	21-25	6 19 25	18 22 74	19	9	6	4	2 -11		3PT%	3-12 25.0%

Technical Fouls: NONE

Dead Ball Rebounds: 3, 0

	AFA	CSU	Points from Turnovers	AFA	CSU	Period by Period Scoring
						1st 2nd OT1 TOT
Biggest lead	11 (1st 0:44)	4 (1st 19:11)	Paint	42	36	AFA 30 35 20 85
Best Scoring Run	8 (1st 12:59)	5 (1st 7:58)	Second Chance	14	7	CSU 30 35 9 74
Lead Changes	19		Fast Breaks	9	10	
Times Tied	14		Bench	15	8	
Time with Lead	23:33	14:56				



Official Basketball Box Score - Final  
**Air Force at Fresno State**  
 01/14/23 Save Mart Center, Fresno  
 2022-23 Men's Basketball

Game Time: 4:00 PM  
 Game Duration: 1:47  
 Attendance: 5,864

Officials: Gregory Nixon, Marin Ciochki, Ryan Holmes

Air Force - 51		Record: 11-7 (2-3)												
NO. Name	Min	FG	3P	FT	Rebounds	Fouls	TP	AS	TO	ST	Blocks	+/	Shooting By Period	
		M-A	M-A	M-A	OR DR TOT	PF FD					BS BA		1st	2nd
14 Beau Becker	F 22:40	3-9	0-0	1-2	0 1 1	0 2 7	0	1	0	1	0 3		1st FG%	7-27 25.9%
3 Jake Heidbreder	G 36:04	0-7	0-3	0-0	1 6 7	1 0 0	4	1	1	0	1 -2		3PT%	3-12 25.0%
5 Elhan Taylor	G 35:56	5-10	5-8	0-0	1 3 4	0 1 15	5	3	0	0	0 4		FT%	3-3 100%
31 Rytis Petrailis	G 31:10	2-10	0-3	0-0	5 3 8	3 3 4	2	1	0	1	2 -4		2nd FG%	10-27 37.0%
42 Marcell McCreary	G 33:09	3-9	2-7	5-5	0 6 6	3 2 13	1	1	2	0	0 3		3PT%	6-13 46.2%
4 Carter Murphy	09:30	0-1	0-1	0-0	0 2 2	0 0 0	0	1	1	0	0 5		FT%	5-6 83.3%
15 Corbin Green	17:20	1-3	1-1	0-0	0 0 0	3 0 3	0	3	0	0	0 -5		GM FG%	17-54 31.5%
30 Camden Vander Zwaag	14:11	3-5	1-2	2-2	2 0 2	1 1 9	1	0	1	0	0 6		3PT%	9-25 36.0%
Team					2 3 5	0	0						FT%	8-9 88.9%
<b>Totals</b>		17-54	9-25	9-9	11 24 35	11 9	51	15	10	4	3 6 3		GM FG%	17-54 31.5%

Technical Fouls: NONE

Dead Ball Rebounds: 1, 0

Fresno State - 48		Record: 6-11 (2-4)												
NO. Name	Min	FG	3P	FT	Rebounds	Fouls	TP	AS	TO	ST	Blocks	+/	Shooting By Period	
		M-A	M-A	M-A	OR DR TOT	PF FD					BS BA		1st	2nd
35 Eduardo Andre	F 38:24	7-11	0-0	0-0	8 7 15	4 4 14	0	2	0	5	0 1		1st FG%	12-31 38.7%
0 Donavan Yap	G 33:24	4-13	1-3	4-5	0 4 4	1 3 13	0	2	1	0	2 10		3PT%	0-5 0.0%
5 Jordan Campbell	G 26:22	4-14	0-3	2-2	0 3 3	1 1 10	1	2	2	1	0 0		FT%	2-2 100%
23 Leo Collierio	G 40:00	2-4	0-1	0-0	2 2 4	1 1 4	1	0	2	0	1 -3		2nd FG%	8-22 36.4%
25 Anthony Holland	G 36:12	3-8	1-5	0-0	0 4 4	1 2 7	1	3	0	0	0 -4		3PT%	2-10 20.0%
22 Destin Whitaker	20:58	0-2	0-2	0-0	0 3 3	1 0 0	1	1	1	0	0 -13		FT%	4-5 80%
33 Steven Vasquez	04:40	0-1	0-0	0-0	0 0 0	0 0 0	0	0	1	0	0 -6		GM FG%	20-53 37.7%
Team					0 3 3	0	0	0					3PT%	2-15 13.3%
<b>Totals</b>		20-53	2-15	6-7	10 26 36	9 11 48	4	11	6	6	3 -3		FT%	6-7 85.7%

Technical Fouls: NONE

Dead Ball Rebounds: 0, 0

	AF	FS	Points from Turnovers	AF	FS	Period by Period Scoring
						1st 2nd TOT
Biggest lead	7 (2nd 2:24)	12 (1st 5:27)	Paint	10	15	AF 20 31 51
Best Scoring Run	11 (2nd 4:19)	8 (1st 5:27)	Second Chance	10	13	FS 26 22 48
Lead Changes	3		Fast Breaks	4	8	
Times Tied	2		Bench	12	0	
Time with Lead	07:06	30:09				



Official Basketball Box Score - Final  
**Wyoming at Air Force**  
 01/17/23 Clune Arena, U.S. Air Force Academy  
 2022-23 Men's Basketball

Game Time: 7:00 PM  
 Game Duration: 1:42  
 Attendance: 1,257

Officials: Kevin Brill, Lewis Garrison, Randy Richardson

Wyoming - 74		Record: 5-13 (0-6)												
NO. Name	Min	FG	3P	FT	Rebounds	Fouls	TP	AS	TO	ST	Blocks	+/	Shooting By Period	
		M-A	M-A	M-A	OR DR TOT	PF FD					BS BA		1st	2nd
15 Nate Barnhart	F 30:12	5-5	0-0	1-2	1 5 6	4 2 11	0	2	0	2	0 -5		1st FG%	14-25 56.0%
25 Jeremiah Oden	F 33:27	3-8	2-4	0-0	1 3 4	2 0 8	0	1	0	1	0 -5		3PT%	3-8 37.5%
20 Ethan Anderson	G 32:31	5-8	0-0	4-7	0 5 5	3 5 14	4	2	0	0	3 -2		FT%	5-7 71.4%
21 Noah Reynolds	G 36:52	10-18	1-4	5-6	0 0 0	1 3 26	6	5	2	0	0 -11		2nd FG%	14-26 53.8%
53 Xavier DuSell	G 34:41	4-7	2-4	2-2	1 3 4	2 1 12	0	1	0	0	0 -6		3PT%	3-8 37.5%
44 Caden Powell	09:47	0-0	0-0	0-0	1 3 4	3 0 0	1	0	0	0	0 -2		FT%	7-10 70%
13 Jake Kyman	16:10	1-5	1-4	0-0	0 2 2	1 0 3	0	0	0	0	0 -9		GM FG%	29-51 56.9%
23 Max Agbonkpolo	06:20	0-0	0-0	0-0	0 1 1	0 0 0	0	0	0	0	0 0		3PT%	6-16 37.5%
Team					0 1 1	0	0						FT%	12-17 70.6%
<b>Totals</b>		28-51	6-16	12-17	4 23 27	16 11 74	11	11	2	3	3 -8		GM FG%	28-51 54.9%

Technical Fouls: NONE

Dead Ball Rebounds: 3, 0

Air Force - 82		Record: 12-7 (3-3)												
NO. Name	Min	FG	3P	FT	Rebounds	Fouls	TP	AS	TO	ST	Blocks	+/	Shooting By Period	
		M-A	M-A	M-A	OR DR TOT	PF FD					BS BA		1st	2nd
14 Beau Becker	F 29:52	9-16	5-11	0-0	0 0 0	1 0 23	1	1	2	2	0 5		1st FG%	11-27 40.7%
3 Jake Heidbreder	G 27:32	3-8	0-3	2-2	0 3 3	1 2 8	0	2	1	0	0 0		3PT%	4-15 26.7%
5 Ethan Taylor	G 36:13	2-5	2-4	2-2	0 2 2	3 2 8	4	2	1	0	0 8		FT%	6-8 75%
31 Rytis Petrailis	G 35:00	4-8	0-1	7-9	3 6 9	2 7 15	5	1	0	0	2 1		2nd FG%	17-26 65.4%
42 Marcell McCreary	G 28:16	1-2	1-2	0-0	0 2 2	2 0 3	2	0	1	1	0 10		3PT%	3-8 37.5%
30 Camden Vander Zwaag	17:15	4-4	2-2	0-0	0 2 2	0 1 10	1	0	1	0	0 5		FT%	7-10 70%
15 Corbin Green	10:08	2-5	0-2	0-0	0 0 0	1 0 4	0	1	0	0	0 3		GM FG%	29-53 52.8%
4 Carter Murphy	15:44	3-5	0-0	5-6	0 3 3	1 4 11	2	0	1	0				





## 3 Jake Heidbreder

G, 6-5, 180, So.  
Floyds Knobs, IN  
(Floyd Central)

- Leads team in scoring (14.4 ppg) and 1st in MW with 88.7 free throw pct.
- First-career scoreless game vs. Fresno, but had season-high's 7 reb, 4 assists.
- School record 32 straight free throws, spanning 10 games, snapped at Northern Colorado.
- 4th in MW with 2.26 three's per game and 3rd in 3FG% at 39.4%.
- Has led team in scoring eight times this season.
- 22 pts and tied career-high with 5 three's against Nevada.
- Team-high 17 pts against N. Colorado, surpassed 500 career pts in game.
- Career-high 27 pts, 5 three's vs. South Dakota. Also went 6 for 6 from line.
- Has at least two three's in all but one game this season.
- Collegiate Hoops Roadshow All-Tournament Team.
- 26 pts vs. Delaware. Led team with 7 rebs. 11 for 12 from line.

### 2022-23 Game-by-Game

Opponent	G-S	FG	3FG	FT	O-D	Rb	F	Pts	A	T	B	S	Mn
Bowling Green	1-1	4-10	4-8	0-1	0-3	3	3	12	1	1	0	0	30
Delaware	1-1	6-12	3-6	11-12	0-7	7	2	26	0	1	0	0	33
A&M-Commerce	1-1	4-9	2-6	6-8	0-4	4	4	16	0	3	0	0	33
Portland	1-1	2-5	2-5	2-2	1-5	6	1	8	0	2	0	1	30
USC-Upstate	1-1	5-9	2-5	4-4	1-1	2	1	16	4	3	0	1	29
MVSU	1-1	2-8	2-8	0-0	0-1	1	2	6	4	2	0	1	26
Montana	1-1	5-8	1-3	5-5	1-4	5	1	16	1	1	0	2	31
UAPB	1-1	4-8	3-6	0-0	0-1	1	2	11	1	0	0	1	27
Portland St.	1-1	5-11	2-8	4-4	0-4	4	3	16	1	1	0	0	29
South Dakota	1-1	8-12	5-8	6-6	0-3	3	2	27	1	2	0	0	25
Arkansas St.	1-1	5-9	2-5	4-4	1-0	1	0	16	1	0	0	1	24
Tarleton St.	1-1	6-10	3-6	2-2	0-3	3	2	17	2	3	0	0	30
N. Colorado	1-1	5-10	2-5	5-8	0-3	3	2	17	1	2	0	0	32
San Diego St.	1-1	2-9	2-7	0-0	0-4	4	0	6	0	3	0	0	26
Nevada	1-1	7-11	5-8	3-3	0-0	0	2	22	2	2	0	0	32
Utah State	1-1	8-16	2-6	1-1	1-3	4	3	19	1	3	0	1	36
Colorado State	1-1	7-15	1-7	0-0	0-2	2	0	15	3	0	0	0	37
Fresno State	1-1	0-7	0-3	0-0	1-6	7	1	0	4	1	0	1	36
Wyoming	1-1	3-8	0-3	2-2	0-3	3	1	8	0	2	0	1	28
San Diego St.													
San Jose St.													
New Mexico													
Boise State													
Nevada													
Colorado St.													
New Mexico													
Utah State													
Wyoming													
Fresno State													
UNLV													
San Jose St.													

#### Season Highs

**Points**..... 27 vs. South Dakota 12-6  
**Rebs**..... 7 vs. Delaware 11-11  
**Assists**..... 4 twice  
**FGM**..... 8 vs. South Dakota 12-6  
**3FGM**..... 5 twice  
**FTM**..... 11 vs. Delaware 11-11  
**Blk**.....  
**Steals**..... 2 vs. Montana 11-27  
**Min**..... 36 vs. Utah State 1-3

#### Career Highs

27 vs. South Dakota 12-6-22  
 8 vs. San Jose State 1-25  
 5 vs. San Jose State 1-25  
 8 vs. South Dakota 12-6-22  
 5 twice  
 vs. Delaware 11-11-22  
 1, 3x  
 2, 5x  
 40, 7x

### Heidbreder Career Statistics

Year	GP-GS	Min-Avg	FG-A	Pct	3F-A	Pct	FT-A	Pct	Off-Def	Tot	Avg	PF-FO	A	TO	B	St	Pts	Avg
2021-22	29-29	987/34.1	106-213	.498	44-116	.379	47-59	.797	25-69	94	3.2	72-1	56	36	3	15	303	10.4
2022-23	19-19	571/30.1	88-187	.471	43-115	.374	55-62	.887	6-57	63	3.3	33-0	27	32	0	10	274	14.4
<b>TOTAL</b>	<b>48-48</b>	<b>1559/32.5</b>	<b>194-400</b>	<b>.485</b>	<b>87-231</b>	<b>.377</b>	<b>102-121</b>	<b>.843</b>	<b>31-126</b>	<b>157</b>	<b>3.3</b>	<b>105-1</b>	<b>83</b>	<b>68</b>	<b>3</b>	<b>25</b>	<b>577</b>	<b>12.0</b>

### Murphy Career Statistics

Year	GP-GS	Min-Avg	FG-A	Pct	3F-A	Pct	FT-A	Pct	Off-Def	Tot	Avg	PF-FO	A	TO	B	St	Pts	Avg
2019-20	12-0	57/4.8	8-17	.471	8-16	.500	7-8	.875	0-8	8	0.7	3-0	5	1	0	4	31	2.6
2020-21	8-5	172/21.5	10-28	.357	5-19	.263	8-8	1.000	2-14	16	2.0	21-1	9	10	2	6	33	4.1
2021-22	18-1	225/12.5	24-58	.414	10-35	.286	2-3	.667	2-26	28	1.6	31-1	9	7	1	8	60	3.3
2022-23	19-0	300/15.8	40-92	.435	6-34	.176	22-29	.759	5-32	37	1.9	31-0	19	19	4	11	108	5.7
<b>TOTAL</b>	<b>58-6</b>	<b>755/13.0</b>	<b>82-195</b>	<b>.421</b>	<b>29-104</b>	<b>.279</b>	<b>39-48</b>	<b>.813</b>	<b>9-80</b>	<b>89</b>	<b>1.5</b>	<b>86-2</b>	<b>42</b>	<b>37</b>	<b>7</b>	<b>29</b>	<b>232</b>	<b>4.0</b>



## 4 Carter Murphy

G, 6-4, 200, Sr.  
Phoenix, AZ  
(Arcadia)

- Will be an Operations Research Analyst upon graduation in May.
- One of first reserves off bench, providing defensive toughness and deceptive athleticism.
- Averaging 5.4 ppg and 1.9 rpg in 15.8 mpg off bench.
- 11 pts, career-high 5 of 6 from line vs. Wyoming.
- 8 pts, career-high 2 blocks and 4 reb vs. UAPB.
- 8 pts, 3 assists, career-high 3 steals vs. TAMUC.
- Hit go-ahead three to break 69-69 tie vs. Delaware.
- 11 pts in 23 mins off bench vs. Bowling Green. 2 three's.
- Younger brother, Jake, is a sophomore on AF basketball team.

### 2022-23 Game-by-Game

Opponent	G-S	FG	3FG	FT	O-D	Rb	F	Pts	A	T	B	S	Mn
Bowling Green	1-0	4-8	2-5	1-1	0-1	1	0	11	0	2	0	1	23
Delaware	1-0	2-3	1-2	1-2	1-1	2	4	6	1	0	0	0	12
A&M-Commerce	1-0	3-10	1-3	1-3	0-3	3	4	8	3	3	1	3	29
Portland	1-0	1-5	0-1	2-2	0-2	2	1	4	0	1	0	0	10
USC-Upstate	1-0	2-5	0-2	2-4	0-2	2	1	6	0	1	0	0	18
MVSU	1-0	3-5	1-3	0-0	0-0	0	1	7	0	0	0	1	13
Montana	1-0	2-4	0-1	0-0	0-1	1	2	4	0	1	0	0	17
UAPB	1-0	2-6	0-3	4-4	0-4	4	2	8	2	3	2	1	13
Portland St.	1-0	2-8	0-3	2-2	1-0	1	3	6	1	1	0	0	18
South Dakota	1-0	2-4	0-1	0-0	2-3	5	1	4	1	0	0	0	15
Arkansas St.	1-0	3-4	0-1	0-0	0-1	1	0	6	0	0	0	1	13
Tarleton St.	1-0	4-6	0-1	0-0	0-3	3	0	8	2	1	0	1	23
N. Colorado	1-0	1-4	0-1	2-2	0-2	2	2	4	1	1	1	0	19
San Diego St.	1-0	2-5	1-3	2-2	0-1	1	2	7	2	1	0	1	19
Nevada	1-0	2-2	0-0	0-1	1-1	2	4	4	2	3	0	0	14
Utah State	1-0	1-6	0-3	0-0	0-2	2	1	2	1	0	0	1	10
Colorado State	1-0	1-1	0-0	0-0	0-0	0	2	0	0	0	0	0	10
Fresno State	1-0	0-1	0-1	0-0	0-2	2	0	0	1	1	0	0	10
Wyoming	1-0	3-5	0-0	5-6	0-3	3	1	11	2	0	0	1	16
San Diego St.													
San Jose St.													
New Mexico													
Boise State													
Nevada													
Colorado St.													
New Mexico													
Utah State													
Wyoming													
Fresno State													
UNLV													
San Jose St.													

#### Season Highs

**Points**..... 11 twice  
**Rebs**..... 4 vs. UAPB 11-30  
**Assists**..... 3 vs. TAMUC 11-14  
**FGM**..... 4 vs. Bowling Green 11-7  
**3FGM**..... 2 vs. Bowling Green 11-7  
**FTM**..... 5 vs. Wyoming 1-17  
**Blk**..... 2 vs. UAPB 11-30  
**Steals**..... 3 vs. TAMUC 11-14  
**Min**..... 29 vs. TAMUC 11-14

#### Career Highs

14 vs. JWU 12-17  
 6 vs. New Mexico 2-24-21  
 4 vs. New Mexico 2-22-21  
 5 vs. Colorado State 1-4-22  
 4 vs. JWU 12-17  
 5 vs. Wyoming 1-17-23  
 2 vs. UAPB 11-30-22  
 3 vs. TAMUC 11-14-22  
 36 vs. Colorado State 1-4-22



## 5 Ethan Taylor

G, 6-5, 195, So.  
Houston, TX  
(USFA Prep/Memorial)

- Leads MW with .577 three point percentage in MW games (15-26)
- 6th in MW in overall minutes per game (32.4), 9th in assists (3.5).
- Shooting 45.6 percent from three.
- Averaging 2.0 turnovers after averaging 3.2 as a freshman.
- Averaging 7.9 ppg and 3.4 apg. Leads team with 55 assists.
- 15 pts, career-high 5 three's, to go with 5 asst, 4 reb in 36 mins vs. Fresno St.
- Missed CSU game with injury.
- 14 pts, 5 assists, 2 rebounds vs. Utah State. Tied career-high with 4 three's.
- Season-high seven assists against Arkansas State.
- Career-high 5 steals vs. TAMUC.
- 14 pts, 3 reb and 3 assists in 38 mins vs. Delaware.
- 103 assists is Air Force freshman record and most at Air Force since 2013.
- 1st triple-double in program history vs. Nevada (14 pts, 10 reb, 10 assists).

### 2022-23 Game-by-Game

Opponent	G-S	FG	3FG	FT	O-D	Rb	F	Pts	A	T	B	S	Mn
Bowling Green	1-1	2-7	1-2	0-0	0-3	3	4	5	4	2	1	0	32
Delaware	1-1	5-10	2-5	2-5	0-3	3	2	14	3	4	1	1	38
A&M-Commerce	1-1	2-8	0-3	2-4	0-2	2	4	6	3	4	0	5	38
Portland	1-1	5-9	3-5	1-2	0-5	5	4	14	3	3	0	2	36
USC-Upstate	1-1	1-5	1-4	0-0	0-2	2	2	3	0	0	0	0	31
MVSU	1-1	1-2	1-2	1-2	0-2	2	1	4	6	1	0	0	31
Montana	1-1	1-4	0-0	1-2	0-6	6	1	3	2	2	1	0	33
UAPB	1-1	5-7	4-5	2-2	1-4	5	3	16	5	3	0	3	26
Portland St.	1-1	0-5	0-2	2-2	1-3	4	3	2	4	2	0	1	28
South Dakota	1-1	2-4	0-0	0-0	0-5	5	1	4	6	1	0	1	31
Arkansas St.	1-1	2-7	0-3	0-0	2-3	5	1	4	7	0	1	1	32
Tarleton St.	1-1	4-8	3-6	0-1	2-5	7	1	11	4	4	0	0	34
N. Colorado	1-1	4-9	1-5	1-3	2-5	7	1	10	1	2	0	0	30
San Diego St.	1-1	3-6	3-5	0-0	0-2	2	3	9	1	2	0	1	24
Nevada	1-1	2-5	1-3	2-2	0-4	4	2	7	1	1	0	0	31
Utah State	1-1	5-11	4-6	0-0	1-1	2	4	14	5	1	1	1	38
Colorado State													DNP
Fresno State	1-1	5-10	5-8	0-0	1-3	4	0	15	5	3	0	0	36
Wyoming	1-1	2-5	2-4	2-2	0-2	2	3	8	4	2	0	1	36
San Diego St.													
San Jose St.													
New Mexico													
Boise State													
Nevada													
Colorado St.													
New Mexico													
Utah State													
Wyoming													
Fresno State													
UNLV													
San Jose St.													

### Season Highs

**Points**..... 16 vs. UAPB 11/30  
**Rebs**..... 7 twice  
**Assists**..... 7 vs. Arkansas State 12-9  
**FGM**..... 5, 4x  
**3FGM**..... 5 vs. Fresno State 1-14  
**FTM**..... 2, 5x  
**Blk**..... 1, 5x  
**Steals**..... 5 vs. TAMUC 11-14  
**Min**..... 38, 3x

### Career Highs

19 vs. Colorado State 1-4-22  
 10, 3x  
 10 vs. Nevada 1-15-22  
 7 vs. Colorado State 1-4-22  
 5 vs. Fresno State 1-14-23  
 8 vs. Bethune-Cookman 11-21-22  
 2 vs. Holy Cross, 11-20-22  
 5 vs. TAMUC 11-14-22  
 40, 6x



## 11 Byron Brown

G, 6-4, 205, So.  
Sahuarita, AZ  
(USFA Prep/Sahuarita)

- One assist and steal vs. South Dakota.
- One point and two steals in 5 mins vs. UAPB.
- Season debut vs. MVSU with two minutes of play.

### 2022-23 Game-by-Game

Opponent	G-S	FG	3FG	FT	O-D	Rb	F	Pts	A	T	B	S	Mn
Bowling Green													DNP
Delaware													DNP
A&M-Commerce													DNP
Portland													DNP
USC-Upstate													DNP
MVSU	1-0	0-0	0-0	0-0	0-0	0	0	0	0	0	1	0	2
Montana													DNP
UAPB	1-0	0-1	0-1	1-4	0-0	0	0	1	0	0	0	2	5
Portland St.													DNP
South Dakota	1-0	0-1	0-1	0-0	0-0	0	0	0	1	0	0	1	3
Arkansas St.	1-0	0-0	0-0	0-0	0-0	0	1	0	0	0	0	0	2
Tarleton St.													DNP
N. Colorado													DNP
San Diego St.													DNP
Nevada													DNP
Utah State													DNP
Colorado State													DNP
Fresno State													DNP
Wyoming													DNP
San Diego St.													
San Jose St.													
New Mexico													
Boise State													
Nevada													
Colorado St.													
New Mexico													
Utah State													
Wyoming													
Fresno State													
UNLV													
San Jose St.													

### Season Highs

**Points**..... 1 vs. UAPB 11-30  
**Rebs**.....  
**Assists**..... 1 vs. South Dakota 12-6  
**FGM**.....  
**3FGM**.....  
**FTM**..... 1 vs. UAPB 11-30  
**Blk**.....  
**Steals**..... 2 vs. UAPB 11-30  
**Min**..... 5 vs. UAPB 11-30

### Career Highs

3 vs. Utah State 3-9-22  
 1 vs. South Dakota 12-6-22  
 1 vs. Utah State 3-9-22  
 1 vs. Utah State 3-9-22  
 1 vs. UNLV 2-8-22  
 2 vs. UAPB 11-30-22  
 5 vs. UAPB 11-30-22

### Taylor Career Statistics

Year	GP-GS	Min-Avg	FG-A	Pct	3F-A	Pct	FT-A	Pct	Off-Def	Tot	Avg	PF-FO	A	TO	B	St	Pts	Avg
2021-22	28-28	977/34.9	86-215	.400	31-97	.320	37-53	.698	21-112	133	4.8	75-0	103	90	9	38	240	8.6
2022-23	18-18	586/32.6	51-122	.418	31-68	.456	16-27	.593	10-60	70	3.9	41-0	64	37	5	17	149	8.3
<b>TOTAL</b>	<b>46-46</b>	<b>1563/34.0</b>	<b>137-337</b>	<b>.407</b>	<b>62-165</b>	<b>.376</b>	<b>53-80</b>	<b>.663</b>	<b>31-172</b>	<b>203</b>	<b>4.4</b>	<b>116-0</b>	<b>167</b>	<b>127</b>	<b>14</b>	<b>55</b>	<b>389</b>	<b>8.5</b>

### Brown Career Statistics

Year	GP-GS	Min-Avg	FG-A	Pct	3F-A	Pct	FT-A	Pct	Off-Def	Tot	Avg	PF-FO	A	TO	B	St	Pts	Avg
2021-22	3-0	10/3.4	1-1	1.000	0-0	.000	1-3	.333	0-0	0	0.0	0-0	0	0	1	0	3	1.0
2022-23	4-0	12/3.0	0-2	.000	0-2	.000	1-4	.250	0-0	0	0.0	1-0	1	1	0	3	1	0.3
<b>TOTAL</b>	<b>7-0</b>	<b>22/3.2</b>	<b>1-3</b>	<b>.333</b>	<b>0-2</b>	<b>.000</b>	<b>2-7</b>	<b>.286</b>	<b>0-0</b>	<b>0</b>	<b>0.0</b>	<b>1-0</b>	<b>1</b>	<b>1</b>	<b>1</b>	<b>3</b>	<b>4</b>	<b>0.6</b>



## 12 Kellan Boylan

G, 6-6, 190, Fr.  
Overland Park, KS  
(Bishop Miege)

- 2 mins vs. UAPB.
- Made debut against MVSU with one minute in reserve.

### Before Air Force

Played at Bishop Miege as a senior ... KSHSAA Class 4A All-State Second Team ... coach at Bishop Miege was Rick Zych ... played at Valor Christian High School in Highlands Ranch, Colo. freshman-junior seasons ... coach at Valor was AJ Kuhle, a former USAFA basketball player and coach.

### 2022-23 Game-by-Game

Opponent	G-S	FG	3FG	FT	O-D	Rb	F	Pts	A	T	B	S	Mn
Bowling Green													DNP
Delaware													DNP
A&M-Commerce													DNP
Portland													DNP
USC-Upstate													DNP
MVSU	1-0	0-0	0-0	0-0	0-0	0	1	0	0	0	0	0	1
Montana													DNP
UAPB	1-0	0-0	0-0	0-0	0-0	0	0	0	0	0	0	0	2
Portland St.													DNP
South Dakota	1-0	0-1	0-0	0-0	0-0	0	0	0	0	0	0	0	2
Arkansas St.	1-0	0-0	0-0	0-0	0-0	0	1	0	0	0	0	0	1
Tarleton St.													DNP
N. Colorado													DNP
San Diego St.													DNP
Nevada													DNP
Utah State													DNP
Colorado State													DNP
Fresno State													DNP
Wyoming													DNP
San Diego St.													DNP
San Jose St.													DNP
New Mexico													DNP
Boise State													DNP
Nevada													DNP
Colorado St.													DNP
New Mexico													DNP
Utah State													DNP
Wyoming													DNP
Fresno State													DNP
UNLV													DNP
San Jose St.													DNP

### Season Highs

Points.....  
Rebs.....  
Assists.....  
FGM.....  
3FGM.....  
FTM.....  
Blk.....  
Steals.....  
Min ..... 1 vs. MVSU 11-23

### Career Highs



## 13 Chase Beasley

G, 6-6, 190, So.  
Fort Washington, VA  
(USAFA Prep/St. Stephens & St. Agnes)

- 2 pts and 2 reb vs. South Dakota.
- First-career point and three rebounds vs. UAPB.
- Made debut against USC-Upstate with one rebound and one assist.

### Before Air Force

Attended USAFA Prep School in 2020-21 and was a member of basketball team ... part of state championship team at St. Stephens & St. Agnes ... also won two conference titles ... high school coach was Mike Jones.

### 2022-23 Game-by-Game

Opponent	G-S	FG	3FG	FT	O-D	Rb	F	Pts	A	T	B	S	Mn
Bowling Green													DNP
Delaware													DNP
A&M-Commerce													DNP
Portland													DNP
USC-Upstate	1-0	0-0	0-0	0-0	0-1	1	0	0	1	0	0	0	1
MVSU	1-0	0-0	0-0	0-0	0-0	0	0	0	0	0	0	0	1
Montana													DNP
UAPB	1-0	0-0	0-0	1-2	1-2	3	0	1	0	0	0	0	5
Portland St.													DNP
South Dakota	1-0	1-1	0-0	0-0	2-0	2	0	2	0	0	0	0	3
Arkansas St.	1-0	0-0	0-0	0-0	0-1	1	0	0	0	0	0	0	3
Tarleton St.													DNP
N. Colorado													DNP
San Diego St.													DNP
Nevada													DNP
Utah State													DNP
Colorado State													DNP
Fresno State													DNP
Wyoming													DNP
San Diego St.													DNP
San Jose St.													DNP
New Mexico													DNP
Boise State													DNP
Nevada													DNP
Colorado St.													DNP
New Mexico													DNP
Utah State													DNP
Wyoming													DNP
Fresno State													DNP
UNLV													DNP
San Jose St.													DNP

### Season Highs

Points..... 1 vs. UAPB 11-30  
Rebs..... 3 vs. UAPB 11-30  
Assists..... 1 vs. USC-Upstate 11-21  
FGM.....  
3FGM.....  
FTM.....  
Blk.....  
Steals.....  
Min ..... 3 vs. Arkansas State 12-9


### Career Highs

### Boylan Career Statistics

Year	GP-GS	Min-Avg	FG-A	Pct	3F-A	Pct	FT-A	Pct	Off-Def	Tot	Avg	PF-FO	A	TO	B	St	Pts	Avg
2022-23	4-0	6/1.4	0-1	.000	0-0	.000	0-0	.000	0-0	0	0.0	2-0	0	0	0	0	0	0.0

### Beasley Career Statistics

Year	GP-GS	Min-Avg	FG-A	Pct	3F-A	Pct	FT-A	Pct	Off-Def	Tot	Avg	PF-FO	A	TO	B	St	Pts	Avg
2022-23	5-0	13/2.7	1-1	1.000	0-0	.000	1-2	.500	3-4	7	1.4	0-0	1	0	0	0	3	0.6



# 14 Beau Becker

F, 6-7, 205, So.  
Dallas, TX

(USAFA Prep/Woodrow Wilson)

- Averaging 6.4 ppg in 15.3 mpg.
- Has started last three games and averaging 9.5 ppg and 22.4 mpg in MW play.
- Career-high 23 points vs. Wyoming. 9-16 from field and 5-11 from three.
- First-career start against Colorado State.
- 8 pts and career-high 5 rebs, 2 blocks in 22 mins vs. Nevada.
- 7 pts on 3 of 3 shooting vs. San Diego State.
- Career-high's of 10 pts, 4 reb, 2 assists and 2 blocks in 21 mins vs. Tarleton St.
- 7 pts, 3 reb and block in 14 mins vs. South Dakota.
- 2 pts, steal in 8 mins vs. Montana.
- 5 pts on 2-4 shooting with a 3 against MVSU.
- Debut vs. USC-Upstate with 3 points on a 3 and 2 reb in 4 mins.

### 2022-23 Game-by-Game

Opponent	G-S	FG	3FG	FT	O-D	Rb	F	Pts	A	T	B	S	Mn
Bowling Green						DNP							
Delaware						DNP							
A&M-Commerce						DNP							
Portland						DNP							
USC-Upstate	1-0	1-3	1-1	0-0	1-1	2	0	3	0	2	0	0	4
MVSU	1-0	2-4	1-1	0-0	2-0	2	0	5	0	0	0	0	3
Montana	1-0	1-4	0-2	0-2	0-0	0	2	2	0	0	0	1	8
UAPB	1-0	0-1	0-0	0-0	0-1	1	1	0	0	1	0	0	7
Portland St.						DNP							
South Dakota	1-0	2-5	1-3	2-2	1-2	3	0	7	0	0	1	0	14
Arkansas St.	1-0	1-2	1-1	0-0	0-3	3	0	3	0	0	0	1	11
Tarleton St.	1-0	5-8	0-1	0-0	1-3	4	4	10	2	0	2	1	21
N. Colorado	1-0	1-5	0-3	0-1	0-0	0	1	2	1	0	0	0	12
San Diego St.	1-0	3-3	0-0	1-1	0-0	0	4	7	0	0	1	0	18
Nevada	1-0	2-4	1-3	3-4	0-5	5	4	8	2	0	2	0	22
Utah State	1-0	3-6	2-5	0-0	3-1	4	4	8	2	0	0	0	22
Colorado State	1-1	1-5	0-1	2-2	2-1	3	1	4	1	0	0	0	20
Fresno State	1-1	3-9	0-0	1-2	0-1	1	0	7	0	1	1	0	23
Wyoming	1-1	9-16	5-11	0-0	0-0	0	1	23	1	1	2	2	30
San Diego St.													
San Jose St.													
New Mexico													
Boise State													
Nevada													
Colorado St.													
New Mexico													
Utah State													
Wyoming													
Fresno State													
UNLV													
San Jose St.													

### Season Highs

**Points**..... 23 vs. Wyoming 1-17  
**Rebs**..... 5 vs. Nevada 12-31  
**Assists**..... 2 vs. Tarleton St. 12-18  
**FGM**..... 9 vs. Wyoming 1-17  
**3FGM**..... 5 vs. Wyoming 1-17  
**FTM**..... 2 vs. South Dakota 12-6  
**Blk**..... 2, 3x  
**Steals**..... 2 vs. Wyoming 1-17  
**Min**..... 30 vs. Wyoming 1-17

### Career Highs



# 15 Corbin Green

F, 6-5, 230, Fr.  
Midlothian, TX

(USAFA Prep/Midlothian)

- Third on team with 8.3 ppg and ranks 2nd in MW with 27 blocks.
- Needs one more blocked shot to move into 8th most in a season at AF.
- Leads team in shooting .528 from field and averaging 3.5 rpg.
- 11 pts vs. CSU, four dunks. Blocked shot w/2 seconds left in regulation to help send game to OT.
- MW Freshman of the Week (Nov. 28)
- 13 pts, 6 reb, 3 blocks vs. Northern Colorado.
- 15 pts, 2 blocks and 2 steals vs. Arkansas State.
- 15 pts, tied school record with 6 blocks, 7 reb, 3 stl, 3 asst vs. UAPB.
- Collegiate Hoops Roadshow All-Tournament Team.
- 13 pts, 5 reb, 4 steals and 3 blocks in 37 mins vs. MVSU.
- 17 pts, 12 reb, 6 assists in debut vs. USC-Upstate. First player to record double-double in first-career start since Tom Bellairs in 1999.
- 6 of 9 from field, 5 of 5 on 2pt FGs vs. Upstate.

### 2022-23 Game-by-Game

Opponent	G-S	FG	3FG	FT	O-D	Rb	F	Pts	A	T	B	S	Mn
Bowling Green						DNP							
Delaware						DNP							
A&M-Commerce						DNP							
Portland						DNP							
USC-Upstate	1-1	6-9	1-4	4-7	2-10	12	2	17	6	2	0	0	36
MVSU	1-1	6-7	0-0	1-2	0-5	5	2	13	1	3	3	4	37
Montana	1-1	6-9	2-4	1-5	1-2	3	4	15	1	2	4	2	32
UAPB	1-1	5-8	0-1	5-7	1-6	7	3	15	3	3	6	3	33
Portland St.	1-1	1-3	0-0	0-2	0-2	2	5	2	1	2	0	0	20
South Dakota	1-1	0-5	0-1	0-1	0-3	3	4	0	3	2	3	2	24
Arkansas St.	1-1	5-8	2-3	3-4	0-3	3	3	15	1	3	2	2	28
Tarleton St.	1-1	1-2	0-0	5-6	0-1	1	4	7	1	3	4	0	19
N. Colorado	1-1	5-9	1-3	2-2	2-4	6	2	13	0	0	3	0	28
San Diego St.	1-1	1-5	0-0	0-0	2-1	3	2	2	1	0	0	0	22
Nevada	1-1	0-2	0-0	0-0	0-0	0	1	0	3	2	0	1	10
Utah State	1-1	3-6	0-1	1-1	0-4	4	2	7	1	2	0	1	18
Colorado State	1-0	5-8	0-0	1-2	1-2	3	4	11	3	4	1	1	25
Fresno State	1-0	1-3	1-1	0-0	0-0	0	3	3	1	2	1	0	17
Wyoming	1-0	2-5	0-2	0-0	0-0	0	1	4	0	1	0	0	10
San Diego St.													
San Jose St.													
New Mexico													
Boise State													
Nevada													
Colorado St.													
New Mexico													
Utah State													
Wyoming													
Fresno State													
UNLV													
San Jose St.													

### Season Highs

**Points**..... 17 vs. USC-Upstate 11-21  
**Rebs**..... 12 vs. USC-Upstate 11-21  
**Assists**..... 6 vs. USC-Upstate 11-21  
**FGM**..... 6, 3x  
**3FGM**..... 2 vs. Montana 11-27  
**FTM**..... 4 vs. USC-Upstate 11-21  
**Blk**..... 4 vs. Montana 11-27  
**Steals**..... 4 vs. MVSU 11-23  
**Min**..... 37 vs. MVSU 11-23

### Career Highs

### Becker Career Statistics

Year	GP-GS	Min-Avg	FG-A	Pct	3F-A	Pct	FT-A	Pct	Off-Def	Tot	Avg	PF-FO	A	TO	B	St	Pts	Avg
2022-23	14-3	214/15.3	34-75	.453	12-32	.375	9-14	.643	10-18	28	2.0	22-0	9	5	9	5	89	6.4

### Green Career Statistics

Year	GP-GS	Min-Avg	FG-A	Pct	3F-A	Pct	FT-A	Pct	Off-Def	Tot	Avg	PF-FO	A	TO	B	St	Pts	Avg
2022-23	15-12	360/24.0	47-89	.528	7-20	.350	23-39	.590	9-43	52	3.5	42-1	26	31	27	16	124	8.3



## 21 Solo Jones

F, 6-8, 199, Fr.  
Long Beach, CA  
(USAF Prep/Los Alamitos)

- Made debut against South Dakota.
- Brother, Benjamin, plays basketball at East Los Angeles College (ELAC).

### Before Air Force

Attended USAFA Prep School in 2021-22 as was on the basketball team ... played at Los Alamitos as a senior ... played at Long Beach Poly as a sophomore and junior ... played at Bishop Montgomery as a freshman ... was on the academic honor roll all four years in high school ... played AAU ball for Team Veritas, coached by George Zedan, Bryan Sanchez and Eli Zedan ... averaged 14 ppg, 9 rpg, 2 spg and 2 bpg for Team Veritas.

- Is a triplet with brother Ben and sister Grace.

### 2022-23 Game-by-Game

Opponent	G-S	FG	3FG	FT	O-D	Rb	F	Pts	A	T	B	S	Mn
Bowling Green													DNP
Delaware													DNP
A&M-Commerce													DNP
Portland													DNP
USC-Upstate													DNP
MVSU													DNP
Montana													DNP
UAPB													DNP
Portland St.													DNP
South Dakota	1-0	0-0	0-0	0-0	0-0	0	0	0	0	0	0	0	1
Arkansas St.													DNP
Tarleton St.													DNP
N. Colorado													DNP
San Diego St.													DNP
Nevada													DNP
Utah State													DNP
Colorado State													DNP
Fresno State													DNP
Wyoming													DNP
San Diego St.													DNP
San Jose St.													DNP
New Mexico													DNP
Boise State													DNP
Nevada													DNP
Colorado St.													DNP
New Mexico													DNP
Utah State													DNP
Wyoming													DNP
Fresno State													DNP
UNLV													DNP
San Jose St.													DNP

### Season Highs

**Points**.....  
**Rebs**.....  
**Assists**.....  
**FGM**.....  
**3FGM**.....  
**FTM**.....  
**Blk**.....  
**Steals**.....  
**Min**..... 1 vs. South Dakota

### Career Highs



## 22 Nikc Jackson

F, 6-8, 205, Sr.  
Scottsdale, AZ  
(USAF Prep/Rancho Solano)

- First assignment upon graduation is Undergraduate Pilot Training (UPT)

- 4.5 rebounds per game.
- 2 pts and 2 reb in 8 mins vs. Nevada.
- Returned to court vs. Portland St. after missing previous four games.
- 10 reb, 6 pts vs. Portland.
- 3 blocks against Delaware, the most in a game since soph. season.

### 2022-23 Game-by-Game

Opponent	G-S	FG	3FG	FT	O-D	Rb	F	Pts	A	T	B	S	Mn
Bowling Green	1-0	1-2	0-0	0-0	0-2	2	0	2	0	0	0	0	12
Delaware	1-0	2-3	0-0	0-1	2-3	5	4	4	0	1	3	1	14
A&M-Commerce	1-0	2-3	0-1	3-6	1-5	6	4	7	0	1	0	1	25
Portland	1-0	2-6	0-2	2-2	1-9	10	2	6	2	3	0	1	25
USC-Upstate													DNP
MVSU													DNP
Montana													DNP
UAPB													DNP
Portland St.	1-0	0-1	0-0	2-4	0-2	2	1	2	0	2	0	0	19
South Dakota													DNP
Arkansas St.													DNP
Tarleton St.													DNP
N. Colorado													DNP
San Diego St.													DNP
Nevada	1-0	1-3	0-0	0-0	0-2	2	1	2	1	1	0	0	8
Utah State													DNP
Colorado State													DNP
Fresno State													DNP
Wyoming													DNP
San Diego St.													DNP
San Jose St.													DNP
New Mexico													DNP
Boise State													DNP
Nevada													DNP
Colorado St.													DNP
New Mexico													DNP
Utah State													DNP
Wyoming													DNP
Fresno State													DNP
UNLV													DNP
San Jose St.													DNP

### Season Highs

**Points**..... 7 vs. TAMUC 11-14  
**Rebs**..... 10 vs. Portland 11-17  
**Assists**..... 2 vs. Portland 11-17  
**FGM**..... 2, 3x  
**3FGM**.....  
**FTM**..... 3 vs. TAMUC 11-14  
**Blk**..... 3 vs. Delaware 11-11  
**Steals**..... 1, 3x  
**Min**..... 25 twice

### Career Highs

19 vs. Wyoming 1-18-21  
 12 vs. Utah State 12-29-21  
 5 twice  
 8 vs. Wyoming 1-18-21  
 3 vs. UNLV 2-8-21  
 5 vs. San Diego State 2-12-22  
 5 vs. UNLV 3-10-21  
 4 vs. Nevada 12-20-20  
 34 twice

### Jones Career Statistics

Year	GP-GS	Min-Avg	FG-A	Pct	3F-A	Pct	FT-A	Pct	Off-Def	Tot	Avg	PF-FO	A	TO	B	St	Pts	Avg
2022-23	1-0	1-1.0	0-0	.000	0-0	.000	0-0	.000	0-0	0	0.0	0-0	0	0	0	0	0	0.0

### Jackson Career Statistics

Year	GP-GS	Min-Avg	FG-A	Pct	3F-A	Pct	FT-A	Pct	Off-Def	Tot	Avg	PF-FO	A	TO	B	St	Pts	Avg
2019-20	10-0	28/2.8	4-8	.500	1-2	.500	5-10	.500	4-4	8	0.8	4-0	1	1	0	2	14	1.4
2020-21	25-25	575/23.0	79-157	.503	15-48	.313	31-58	.534	16-69	85	3.4	97-9	44	55	20	19	204	8.2
2021-22	29-5	559/19.3	56-126	.444	12-42	.286	45-75	.600	15-88	103	3.6	87-2	40	44	22	15	169	5.8
2022-23	6-0	104/17.3	8-18	.444	0-3	.000	7-13	.538	4-23	27	4.5	12-0	3	8	4	3	23	3.8
<b>TOTAL</b>	<b>70-30</b>	<b>1267/18.1</b>	<b>147-310</b>	<b>.474</b>	<b>28-95</b>	<b>.295</b>	<b>88-156</b>	<b>.564</b>	<b>39-184</b>	<b>223</b>	<b>3.2</b>	<b>201-11</b>	<b>88</b>	<b>108</b>	<b>46</b>	<b>39</b>	<b>410</b>	<b>5.9</b>






## 23 Jake Murphy

G, 6-4, 200, So.

Phoenix, AZ

(USAFA Prep/Phoenix Prep)



## 24 Jeffrey Mills

G, 6-4, 200, So.

Flower Mound, TX

(USAFA Prep/Flower Mound)

- 2 pts against USC-Upstate.
- 12 minutes off bench vs. Bowling Green. Had one assist.
- Younger brother of teammate Carter Murphy
- Played in four games in reserve in 2021-22.
- Rebound and assist to his brother in 2 mins against Utah State.
- First-career points on a three-point basket against Tarleton State.
- Made debut against Arkansas St., playing one minute in reserve.
- Played two minutes against Utah State at MW Championships.

- Averaging 6.4 ppg and 3.3 apg.
- Ranks 3rd in MW and 34th in nation in Assist/Turnover ratio at 2.55.
- Team-high 10 points against SDSU. First time leading team in scoring.
- 4 for 4 from field for 8 pts, 3 assists against South Dakota. 1st career block.
- 10 pts and career-high 9 assists against UAPB.
- Career-high 14 pts vs. Montana. Hit 4 free throws late in game to help in win.
- 12 pts, and career-high's of 6-8 from line.
- Missed Bowling Green game due to illness.
- Played in 27 games, making one start in 2021-22.
- Averaged 2.9 ppg and 1.1 rebounds in 17.1 minutes per game.
- Fourth on the team with 41 assists and 16 steals.

### 2022-23 Game-by-Game

Opponent	G-S	FG	3FG	FT	O-D	Rb	F	Pts	A	T	B	S	Mn
Bowling Green	1-0	0-5	0-5	0-0	0-0	0	2	0	1	1	0	1	12
Delaware						DNP							
A&M-Commerce						DNP							
Portland						DNP							
USC-Upstate	1-0	1-1	0-0	0-0	0-0	0	0	2	0	0	0	0	1
MVSU						DNP							
Montana						DNP							
UAPB	1-0	0-0	0-0	0-0	0-0	0	1	0	0	1	0	0	2
Portland St.						DNP							
South Dakota	1-0	0-1	0-0	0-0	0-0	0	0	0	0	0	0	0	2
Arkansas St.	1-0	0-1	0-0	0-0	0-0	0	0	0	0	0	0	0	2
Tarleton St.						DNP							
N. Colorado						DNP							
San Diego St.	1-0	0-0	0-0	0-0	0-0	0	0	0	0	0	0	0	2
Nevada						DNP							
Utah State						DNP							
Colorado State						DNP							
Fresno State						DNP							
Wyoming						DNP							
San Diego St.													
San Jose St.													
New Mexico													
Boise State													
Nevada													
Colorado St.													
New Mexico													
Utah State													
Wyoming													
Fresno State													
UNLV													
San Jose St.													

### 2022-23 Game-by-Game

Opponent	G-S	FG	3FG	FT	O-D	Rb	F	Pts	A	T	B	S	Mn
Bowling Green						DNP							
Delaware	1-1	1-4	0-0	0-0	2-0	2	5	2	3	3	0	0	23
A&M-Commerce	1-1	5-7	0-1	3-3	2-2	4	2	13	4	2	0	0	30
Portland	1-1	2-9	2-7	6-8	1-0	1	3	12	1	1	0	0	36
USC-Upstate	1-1	0-1	0-0	0-0	1-1	2	4	0	1	0	0	0	15
MVSU	1-1	1-5	1-3	0-0	1-3	4	2	3	4	0	0	0	32
Montana	1-1	5-7	0-1	4-5	0-1	1	2	14	4	0	0	0	29
UAPB	1-1	4-4	1-1	1-1	0-1	1	1	10	9	1	0	1	29
Portland St.	1-1	2-4	1-3	1-2	1-3	4	2	6	4	1	0	0	39
South Dakota	1-1	4-4	0-0	0-0	0-1	1	3	8	3	1	1	1	27
Arkansas St.	1-1	3-6	2-3	0-0	1-3	4	1	8	4	1	0	1	27
Tarleton St.	1-1	0-2	0-1	0-0	0-1	1	4	0	3	2	0	1	20
N. Colorado	1-1	2-5	0-1	0-0	0-2	2	4	4	3	1	0	0	29
San Diego St.	1-1	4-6	2-3	0-0	0-0	0	2	10	2	2	0	2	27
Nevada	1-1	1-3	1-1	0-0	2-1	3	2	3	1	2	0	0	18
Utah State	1-1	1-5	0-1	0-0	0-2	2	3	2	2	2	1	0	32
Colorado State	1-1	3-6	1-1	0-0	0-5	5	4	7	3	1	0	2	30
Fresno State						DNP							
Wyoming						DNP							
San Diego St.													
San Jose St.													
New Mexico													
Boise State													
Nevada													
Colorado St.													
New Mexico													
Utah State													
Wyoming													
Fresno State													
UNLV													
San Jose St.													

#### Season Highs

**Points**..... 2 vs. USC-Upstate 11-21  
**Rebs**.....  
**Assists**..... 1 vs. Bowling Green 11-7  
**FGM**..... 1 vs. USC-Upstate 11-21  
**3FGM**.....  
**FTM**.....  
**Blk**.....  
**Steals**.....  
**Min**..... 12 vs. Bowling Green 11-7

#### Career Highs

3 vs. Tarleton State 12-21  
 1 vs. Utah State 2-1  
 1 vs. Tarleton State 12-21  
 1 vs. Tarleton State 12-21  
 Twice

#### Season Highs

**Points**..... 14 vs. Montana 11-27  
**Rebs**..... 4, 4x  
**Assists**..... 9 vs. UAPB 11-30  
**FGM**..... 5 twice  
**3FGM**..... 2, 3x  
**FTM**..... 6 vs. Portland 11-17  
**Blk**..... 1 twice  
**Steals**..... 2 vs. San Diego St. 12-28  
**Min**..... 39 vs. Portland St. 12-3

#### Career Highs

14 vs. Montana 11-27-22  
 4, 5x  
 9 vs. UAPB 11-30-22  
 5 twice  
 2, 4x  
 6 vs. Portland 11-17-22  
 1 twice  
 2, 3x  
 39 vs. Portland St. 12-3-22

### Murphy Career Statistics

Year	GP-GS	Min-Avg	FG-A	Pct	3F-A	Pct	FT-A	Pct	Off-Def	Tot	Avg	PF-FO	A	TO	B	St	Pts	Avg
2021-22	4-0	6/1.5	1-2	.500	1-1	1.000	0-0	.000	0-1	1	0.3	0-0	1	0	0	0	3	0.8
2022-23	6-0	20/3.4	1-8	.125	0-5	.000	0-0	.000	0-0	0	0.0	3-0	1	2	0	1	2	0.3
<b>TOTAL</b>	<b>10-0</b>	<b>26/2.6</b>	<b>2-10</b>	<b>.200</b>	<b>1-6</b>	<b>.167</b>	<b>0-0</b>	<b>.000</b>	<b>0-1</b>	<b>1</b>	<b>0.1</b>	<b>3-0</b>	<b>2</b>	<b>2</b>	<b>0</b>	<b>1</b>	<b>5</b>	<b>0.5</b>

### Mills Career Statistics

Year	GP-GS	Min-Avg	FG-A	Pct	3F-A	Pct	FT-A	Pct	Off-Def	Tot	Avg	PF-FO	A	TO	B	St	Pts	Avg
2021-22	27-1	460/17.1	32-82	.390	6-34	.176	8-19	.421	10-20	30	1.1	35-0	41	29	0	16	78	2.9
2022-23	16-16	443/27.7	38-78	.487	11-27	.407	15-19	.789	11-26	37	2.3	44-1	51	20	2	10	102	6.4
<b>TOTAL</b>	<b>43-17</b>	<b>903/21.0</b>	<b>70-160</b>	<b>.438</b>	<b>17-61</b>	<b>.279</b>	<b>23-38</b>	<b>.605</b>	<b>21-46</b>	<b>67</b>	<b>1.6</b>	<b>79-1</b>	<b>92</b>	<b>49</b>	<b>2</b>	<b>26</b>	<b>180</b>	<b>4.2</b>



## 30 Camden Vander Zwaag

G, 6-4, 200, Sr.  
Johnston, IA  
(USAFA Prep/Johnston)

### Team Captain for 2022-23

- First Assignment upon graduation is Munitions and Missile Maintenance.
- Third on team in scoring at 8.3 ppg. Third on team with 30 three's.
- 7-9 from field over last two games and 3-4 from three.
- Has come off bench last two games after starting first 16 games.
- 14 pts on 3 of 5 shooting from 3, career best 5 ft on 6 att vs. South Dakota.
- Collegiate Hoops Roadshow MVP with 21.0 ppg vs. Upstate and MVSU.
- Career-high 22 pts with 7 three's vs. MVSU. Most three's by a Falcon since 2012
- 20 pts vs. USC-Upstate with four three's
- 2 blocks vs. TAMUC to go with 8 pts and a pair of three's.
- 9 pts, career-high's of 6 reb, 5 assists vs. Delaware.
- Tied career-high with 14 pts vs. Bowling Green. Career-high 4 three's.

### 2022-23 Game-by-Game

Opponent	G-S	FG	3FG	FT	O-D	Rb	F	Pts	A	T	B	S	Mn
Bowling Green	1-1	5-8	4-8	0-0	0-3	3	1	14	3	1	0	0	29
Delaware	1-1	4-10	1-5	0-0	1-5	6	3	9	5	1	1	0	29
A&M-Commerce	1-1	3-6	2-5	0-0	0-2	2	0	8	2	0	2	1	25
Portland	1-1	1-5	0-3	0-0	0-0	0	2	2	2	1	0	1	34
USC-Upstate	1-1	7-13	4-8	2-2	2-4	6	1	20	2	1	1	2	26
MVSU	1-1	7-10	7-10	1-2	2-2	4	0	22	0	0	3	1	30
Montana	1-1	1-4	0-1	2-2	0-3	3	0	4	4	0	0	1	32
UAPB	1-1	3-5	1-2	0-0	0-2	2	1	7	1	2	0	1	19
Portland St.	1-1	2-5	0-3	4-5	0-2	2	0	8	0	4	0	0	17
South Dakota	1-1	3-5	3-5	5-6	0-2	2	0	14	3	0	0	0	24
Arkansas St.	1-1	3-6	2-4	2-2	0-1	1	1	10	1	0	0	0	21
Tarleton St.	1-1	3-5	2-4	0-0	0-4	4	1	8	1	1	0	1	25
N. Colorado	1-1	1-4	0-2	0-0	1-3	4	2	2	2	0	0	0	21
San Diego St.	1-1	1-4	0-2	0-0	0-0	0	0	2	1	0	0	0	15
Nevada	1-1	2-6	1-3	0-0	1-2	3	0	5	2	0	0	0	16
Utah State	1-1	1-4	0-3	0-0	0-2	2	0	2	1	0	0	0	16
Colorado State	1-0	1-3	0-2	0-0	1-0	1	3	2	0	0	0	0	21
Fresno State	1-0	3-5	1-2	2-2	2-0	2	1	9	1	0	0	1	14
Wyoming	1-0	4-4	2-2	0-0	0-2	2	0	10	1	0	0	1	17
San Diego St.													
San Jose St.													
New Mexico													
Boise State													
Nevada													
Colorado St.													
New Mexico													
Utah State													
Wyoming													
Fresno State													
UNLV													
San Jose St.													

### Season Highs

**Points**..... 22 vs. MVSU 11-23  
**Rebs**..... 6 twice  
**Assists**..... 5 vs. Delaware 11-11  
**FGM**..... 7 twice  
**3FGM**..... 7 vs. MVSU 11-23  
**FTM**..... 5 vs. South Dakota 12-6  
**Blk**..... 3 vs. MVSU 11-23  
**Steals**..... 2 vs. USC-Upstate 11-21  
**Min**..... 34 vs. Portland 11-17

### Career Highs

22 vs. MVSU 11-23-22  
 6, twice  
 5 vs. Delaware 11-11-22  
 7 twice  
 7 vs. MVSU 11-23-22  
 5 vs. South Dakota 12-6-22  
 3 vs. MVSU 11-23-22  
 3 twice  
 40 twice



## 31 Rytis Petraitis

F, 6-7, 210, Fr.  
Arlington, TX  
(USAFA Prep/The Oak Ridge School)

- 2nd on team with 9.5 ppg and leads team with 5.8 rpg in 21.3 mins per game.
- Averaging 11.7 ppg, 10 rpg, 3.3 apg since going into starting lineup.
- 4x MW Freshman of the Week (Dec. 12, 19, 26, Jan. 2).
- 15 pts, 9 reb, 5 assists vs. Wyoming. Drew 7 fouls in game and went 7-9 at line.
- 3rd double-double with 18 pts, 13 reb in 45 mins in first-career start vs. CSU.
- 12 pts, 7 reb vs. Northern Colorado. Scored go-ahead bucket off a steal with 46 seconds left in game.
- 2nd double-double of season with 20 pts, 10 reb vs. Tarleton St. 5 o-rebs.
- 8 pts, 8 reb in 22 mins vs. South Dakota. Added 2 steals and 2 blocks.
- 22 pts on 6 of 8 shooting, 8 of 13 from line vs. Portland St. Also had 3 assists and 4 steals. Shot 2 of 2 from three. Had eight rebounds.
- Double-double with 11 pts, 10 reb in 20 mins off bench vs. TAMUC.
- Both of his parents played basketball at Oregon State.

### 2022-23 Game-by-Game

Opponent	G-S	FG	3FG	FT	O-D	Rb	F	Pts	A	T	B	S	Mn
Bowling Green	1-0	0-0	0-0	0-0	0-0	0	0	0	0	0	0	0	3
Delaware	1-0	1-2	0-0	3-5	1-3	4	2	5	0	0	0	0	11
A&M-Commerce	1-0	5-7	1-2	0-2	3-7	10	4	11	2	2	0	1	20
Portland	1-0	0-1	0-0	0-0	0-3	3	2	0	1	3	0	0	13
USC-Upstate	1-0	3-5	0-0	4-5	3-4	7	3	10	1	2	0	0	14
MVSU	1-0	1-3	0-1	0-2	1-0	1	1	2	2	0	0	0	9
Montana	1-0	0-2	0-1	1-2	1-2	3	1	1	1	0	1	0	1
UAPB	1-0	3-7	1-3	2-2	5-2	7	0	9	2	0	2	1	19
Portland St.	1-0	6-8	2-2	8-13	3-5	8	3	22	3	1	1	4	23
South Dakota	1-0	2-4	1-2	3-3	2-6	8	2	8	1	1	2	2	22
Arkansas St.	1-0	4-5	1-2	2-3	1-2	3	3	11	5	0	2	2	24
Tarleton St.	1-0	6-9	1-3	7-8	5-5	10	3	20	3	1	1	0	28
N. Colorado	1-0	4-6	1-1	3-4	0-7	7	1	12	2	1	0	2	19
San Diego St.	1-0	2-7	0-1	2-2	2-2	4	2	6	5	3	1	2	25
Nevada	1-0	6-13	0-2	4-6	1-3	4	2	16	3	1	0	1	28
Utah State	1-0	4-6	1-1	2-5	1-2	3	5	11	5	2	2	0	25
Colorado State	1-1	5-11	0-2	8-9	2-11	13	4	18	3	2	1	3	45
Fresno State	1-1	2-10	0-3	0-0	5-3	8	3	4	2	1	1	0	31
Wyoming	1-1	4-8	0-1	7-9	3-6	9	2	15	5	1	0	0	35
San Diego St.													
San Jose St.													
New Mexico													
Boise State													
Nevada													
Colorado St.													
New Mexico													
Utah State													
Wyoming													
Fresno State													
UNLV													
San Jose St.													

### Season Highs

**Points**..... 22 vs. Portland St. 12-3  
**Rebs**..... 13 vs. Colorado St. 1-10  
**Assists**..... 5, 4x  
**FGM**..... 6, 3x  
**3FGM**..... 2 vs. Portland St. 12-3  
**FTM**..... 8 twice  
**Blk**..... 2, 4x  
**Steals**..... 4 vs. Portland St. 12-3  
**Min**..... 45 vs. Colorado St. 1-10

### Career Highs

### Vander Zwaag Career Statistics

Year	GP-GS	Min-Avg	FG-A	Pct	3F-A	Pct	FT-A	Pct	Off-Def	Tot	Avg	PF-FO	A	TO	B	St	Pts	Avg
2019-20	9-0	31/3.4	4-6	.667	0-2	.000	1-2	.500	2-9	11	1.2	1-0	1	0	0	1	9	1.0
2020-21	9-1	152/16.9	8-27	.296	4-19	.211	5-9	.556	2-9	11	1.2	19-0	9	6	2	7	25	2.8
2021-22	29-5	536/18.5	50-119	.420	24-68	.353	12-17	.706	10-33	43	1.5	19-0	27	20	5	11	136	4.7
2022-23	19-16	432/22.7	55-112	.491	30-73	.411	18-21	.857	10-39	49	2.6	13-0	32	11	7	10	158	8.3
<b>TOTAL</b>	<b>66-22</b>	<b>1151/17.4</b>	<b>117-264</b>	<b>.443</b>	<b>58-162</b>	<b>.358</b>	<b>36-49</b>	<b>.735</b>	<b>24-90</b>	<b>114</b>	<b>1.7</b>	<b>52-0</b>	<b>69</b>	<b>37</b>	<b>14</b>	<b>29</b>	<b>328</b>	<b>5.0</b>

### Petraitis Career Statistics

Year	GP-GS	Min-Avg	FG-A	Pct	3F-A	Pct	FT-A	Pct	Off-Def	Tot	Avg	PF-FO	A	TO	B	St	Pts	Avg
2022-23	19-3	405/21.3	58-114	.509	9-27	.333	56-80	.700	39-72	111	5.8	43-1	46	21	14	20	181	9.5



## 35 Lucas Moerman

C, 6-10, 205, So.  
Colorado Springs, CO  
(USAFA Prep/Doherty)

- Will most likely miss remainder of the season due to shoulder injury suffered against Portland. Underwent successful surgery in mid December.

- Was tied for third in MW with 1.5 blocks per game at time of injury.
- Logged 10 mins vs. Portland before sitting out rest of game with injury.
- 4 reb, 2 blocks vs. TAMUC.
- Career-high 4 assists, to go with 6 reb vs. Delaware.
- 5 pts, team-high's of 8 reb, 3 blocks vs. Bowling Green.

- First hometown player since Kyle Brookhuis in 2016-17.
- Second in MW with 1.56 blocks per game (42 total).
- 42 blocks is AF freshman record and 2nd most overall in a season.
- 21 blocks in MW play is a new program record.

### 2022-23 Game-by-Game


Opponent	G-S	FG	3FG	FT	O-D	Rb	F	Pts	A	T	B	S	Mn
Bowling Green	1-1	2-4	1-2	0-0	1-7	8	4	5	0	0	3	0	25
Delaware	1-1	1-5	0-2	0-0	2-4	6	4	2	4	0	0	1	26
A&M-Commerce	1-1	0-2	0-1	0-0	1-3	4	0	0	1	0	2	1	20
Portland	1-1	2-3	1-2	0-0	0-0	0	2	5	1	1	1	0	10
USC-Upstate						DNP							
MVSU						DNP							
Montana						DNP							
UAPB						DNP							
Portland St.						DNP							
South Dakota						DNP							
Arkansas St.						DNP							
Tarleton St.						DNP							
N. Colorado						DNP							
San Diego St.						DNP							
Nevada						DNP							
Utah State						DNP							
Colorado State						DNP							
Fresno State						DNP							
Wyoming						DNP							
San Diego St.						DNP							
San Jose St.						DNP							
New Mexico						DNP							
Boise State						DNP							
Nevada						DNP							
Colorado St.						DNP							
New Mexico						DNP							
Utah State						DNP							
Wyoming						DNP							
Fresno State						DNP							
UNLV						DNP							
San Jose St.						DNP							

### Season Highs

**Points** ..... 5 vs. Bowling Green 11-7  
**Rebs** ..... 8 vs. Bowling Green 11-7  
**Assists** ..... 4 vs. Delaware 11-11  
**FGM** ..... 2 vs. Bowling Green 11-7  
**3FGM** ..... 1 twice  
**FTM** .....  
**Blk** ..... 3 vs. Bowling Green 11-7  
**Steals** ..... 1 vs. Delaware 11-11  
**Min** ..... 26 vs. Delaware 11-11

### Career Highs

15 vs. Wyoming 2-19  
 12 vs. San Jose State 3-1  
 4 vs. Delaware 11-11-22  
 6 vs. Wyoming 2-19  
 3 vs. Wyoming 2-19  
 4 vs. San Jose State 3-1  
 6 vs. San Jose State 1-25  
 2 vs. Holy Cross 11-20  
 30 vs. San Jose State 3-1



## 41 Wyatt Bell

G, 6-1, 165, Fr.  
Buckeye, AZ  
(USAFA Prep/Paradise Honors)

- Made collegiate debut vs. MVSU with one minute in reserve.

### Before Air Force

Attended USAFA Prep School in 2021-22 and as was team captain of the basketball team ... McDonald's All-American nominee ... earned first-team all-region honors twice ... four-year starter and scored over 1,000 points ... led Paradise Honors to a 76-12 record during his four years ... high school basketball coach was Zach Hettle.

### 2022-23 Game-by-Game

Opponent	G-S	FG	3FG	FT	O-D	Rb	F	Pts	A	T	B	S	Mn
Bowling Green						DNP							
Delaware						DNP							
A&M-Commerce						DNP							
Portland						DNP							
USC-Upstate						DNP							
MVSU	1-0	0-0	0-0	0-0	0-0	0	0	0	0	0	0	0	1
Montana						DNP							
UAPB						DNP							
Portland St.						DNP							
South Dakota						DNP							
Arkansas St.	1-0	0-0	0-0	0-0	0-0	0	0	0	0	0	0	0	1
Tarleton St.						DNP							
N. Colorado						DNP							
San Diego St.						DNP							
Nevada						DNP							
Utah State						DNP							
Colorado State						DNP							
Fresno State						DNP							
Wyoming						DNP							
San Diego St.						DNP							
San Jose St.						DNP							
New Mexico						DNP							
Boise State						DNP							
Nevada						DNP							
Colorado St.						DNP							
New Mexico						DNP							
Utah State						DNP							
Wyoming						DNP							
Fresno State						DNP							
UNLV						DNP							
San Jose St.						DNP							

### Season Highs

**Points** .....  
**Rebs** .....  
**Assists** .....  
**FGM** .....  
**3FGM** .....  
**FTM** .....  
**Blk** .....  
**Steals** .....  
**Min** ..... 1 vs. MVSU 11-23


### Career Highs

### Moerman Career Statistics

Year	GP-GS	Min-Avg	FG-A	Pct	3F-A	Pct	FT-A	Pct	Off-Def	Tot	Avg	PF-FO	A	TO	B	St	Pts	Avg
2021-22	27-23	539/20.0	43-103	.417	15-46	.326	10-26	.385	26-80	106	3.9	81-5	17	30	42	9	111	4.1
2022-23	4-4	81/20.2	5-14	.357	2-7	.286	0-0	.000	4-14	18	4.5	10-0	7	1	6	2	12	3.0
<b>TOTAL</b>	<b>31-27</b>	<b>620/20.0</b>	<b>48-117</b>	<b>.410</b>	<b>17-53</b>	<b>.321</b>	<b>10-26</b>	<b>.385</b>	<b>30-94</b>	<b>124</b>	<b>4.0</b>	<b>91-5</b>	<b>24</b>	<b>31</b>	<b>48</b>	<b>11</b>	<b>123</b>	<b>4.0</b>

### Bell Career Statistics

Year	GP-GS	Min-Avg	FG-A	Pct	3F-A	Pct	FT-A	Pct	Off-Def	Tot	Avg	PF-FO	A	TO	B	St	Pts	Avg
2022-23	2-0	2-0.6	0-0	.000	0-0	.000	0-0	.000	0-0	0	0.0	0-0	0	0	0	0	0	0.0



## 42 Marcell McCreary

G, 6-4, 219, Fr.  
Fort Worth, TX  
(USAFA Prep/O.D. Wyatt)

- Averaging 5.1 ppg, 2.2 rpg in 16.6 mpg.
- Has started last three games, averaging 14.0 ppg, 5.0 rpg in those games.
- MW Freshman of the Week on Jan. 16 after averaging 19.5 ppg and 6.5 rpg with shooting splits of .524/.538/.909 vs. CSU and Fresno St.
- 13 pts vs. Fresno State in 33 mins. 5 of 5 from the line.
- Erupted for 26 pts in start at CSU. 5-of-6 from three and free throw line.
- 6 pts, 3 reb and 3 assists against San Diego State.
- 7 pts on 3 of 4 shooting vs. Arkansas State.
- 6 pts, 4 reb, assist, steal, BLK in 25 mins vs. USC-Upstate.
- 9 pts, 6 reb, 3 steals in start in 32 min debut vs. Bowling Green.

### 2022-23 Game-by-Game

Opponent	G-S	FG	3FG	FT	O-D	Rb	F	Pts	A	T	B	S	Mn
Bowling Green	1-1	4-10	0-4	1-2	1-5	6	2	9	1	4	0	3	32
Delaware	1-0	3-4	1-1	0-0	1-2	3	0	7	0	1	0	0	15
A&M-Commerce	1-0	0-1	0-0	0-0	0-0	0	0	0	0	0	0	0	5
Portland	1-0	0-2	0-0	0-0	1-0	1	0	0	0	1	0	0	7
USC-Upstate	1-0	1-1	0-0	4-5	1-3	4	1	6	1	1	1	1	25
MVSU	1-0	1-2	0-1	0-1	0-2	2	1	2	1	0	0	1	14
Montana	1-0	0-1	0-1	0-0	0-0	0	0	0	1	0	0	0	7
UAPB	1-0	1-3	1-2	0-0	0-2	2	3	3	1	1	0	1	14
Portland St.	1-0	0-0	0-0	0-0	0-0	0	2	0	0	0	0	0	6
South Dakota	1-0	1-4	1-3	2-4	0-0	0	1	5	0	1	0	0	7
Arkansas St.	1-0	3-4	1-1	0-0	0-0	0	0	7	0	0	1	2	12
Tarleton St.								DNP					
N. Colorado	1-0	1-3	0-1	1-1	0-1	1	1	3	0	0	1	1	10
San Diego St.	1-0	3-4	0-1	0-0	0-3	3	1	6	3	3	0	1	22
Nevada	1-0	1-3	0-1	0-0	0-2	2	3	2	1	0	0	2	21
Utah State	1-0	0-0	0-0	0-0	0-0	0	0	0	0	1	0	0	3
Colorado State	1-1	8-12	5-6	5-6	3-4	7	4	26	4	2	0	0	37
Fresno State	1-1	3-9	2-7	5-5	0-6	6	3	13	1	1	0	2	33
Wyoming	1-1	1-2	1-2	0-0	0-2	2	2	3	2	0	1	1	28
San Diego St.													
San Jose St.													
New Mexico													
Boise State													
Nevada													
Colorado St.													
New Mexico													
Utah State													
Wyoming													
Fresno State													
UNLV													
San Jose St.													

#### Season Highs

**Points**..... 26 vs. Colorado St. 1-10  
**Rebs**..... 7 vs. Colorado St. 1-10  
**Assists**..... 4 vs. Colorado St. 1-10  
**FGM**..... 8 vs. Colorado St. 1-10  
**3FGM**..... 5 vs. Colorado St. 1-10  
**FTM**..... 5 vs. Colorado St. 1-10  
**Blk**..... 1, 3x  
**Steals**..... 3 vs. Bowling Green 11-7  
**Min**..... 37 vs. Colorado St. 1-10

#### Career Highs

### McCreary Career Statistics

Year	GP-GS	Min-Avg	FG-A	Pct	3F-A	Pct	FT-A	Pct	Off-Def	Tot	Avg	PF-FO	A	TO	B	St	Pts	Avg
2022-23	18-4	298/16.6	31-65	.477	12-31	.387	18-24	.750	7-32	39	2.2	24-0	16	17	4	15	92	5.1



## 2022-23 Air Force Men's Basketball Combined Team Statistics All games

Page 1/1  
as of Jan 18, 2023

### Game Records

Record	Overall	Home	Away	Neutral
ALL GAMES	12-7	9-4	3-3	0-0
CONFERENCE	3-3	1-2	2-1	0-0
NON-CONFERENCE	9-4	8-2	1-2	0-0

### Score by Periods

Team	1st	2nd	OT	TOT
Air Force	601	689	28	1318
Opponents	571	626	21	1218

### Team Box Score

No.	Player				Total		3-Point		F-Throw		Rebounds											
		GP-GS	MIN	AVG	FG-FGA	FG%	3FG-3FGA	3FG%	FT-FTA	FT%	OFF	DEF	TOT	AVG	PF	DQ	A	TO	BLK	STL	PTS	AVG
3	HEIDBREDER, Jake	19-19	571:04	30.1	88-187	.471	43-115	.374	55-62	.887	6	57	63	3.3	33	0	27	32	0	10	274	14.4
31	PETRAITIS, Rytis	19-3	405:08	21.3	58-114	.509	9-27	.333	56-80	.700	39	72	111	5.8	43	1	46	21	14	20	181	9.5
30	VANDER ZWAAG, Camden	19-16	431:53	22.7	55-112	.491	30-73	.411	18-21	.857	10	39	49	2.6	13	0	32	11	7	10	158	8.3
5	TAYLOR, Ethan	18-18	586:19	32.6	51-122	.418	31-68	.456	16-27	.593	10	60	70	3.9	41	0	64	37	5	17	149	8.3
15	GREEN, Corbin	15-12	359:44	24.0	47-89	.528	7-20	.350	23-39	.590	9	43	52	3.5	42	1	26	31	27	16	124	8.3
24	MILLS, Jeffrey	16-16	442:42	27.7	38-78	.487	11-27	.407	15-19	.789	11	26	37	2.3	44	1	51	20	2	10	102	6.4
14	BECKER, Beau	14-3	214:24	15.3	34-75	.453	12-32	.375	9-14	.643	10	18	28	2.0	22	0	9	5	9	5	89	6.4
4	MURPHY, Carter	19-0	300:07	15.8	40-92	.435	6-34	.176	22-29	.759	5	32	37	1.9	31	0	19	19	4	11	108	5.7
42	MCCREARY, Marcell	18-4	298:26	16.6	31-65	.477	12-31	.387	18-24	.750	7	32	39	2.2	24	0	16	17	4	15	92	5.1
22	JACKSON, Nikc	6-0	103:30	17.3	8-18	.444	0-3	.000	7-13	.538	4	23	27	4.5	12	0	3	8	4	3	23	3.8
35	MOERMAN, Lucas	4-4	80:41	20.2	5-14	.357	2-7	.286	0-0	.000	4	14	18	4.5	10	0	7	1	6	2	12	3.0
13	BEASLEY, Chase	5-0	13:19	2.7	1-1	1.000	0-0	.000	1-2	.500	3	4	7	1.4	0	0	1	0	0	0	3	0.6
23	MURPHY, Jake	6-0	20:18	3.4	1-8	.125	0-5	.000	0-0	.000	0	0	0	0.0	3	0	1	2	0	1	2	0.3
11	BROWN, Byron	4-0	11:50	3.0	0-2	.000	0-2	.000	1-4	.250	0	0	0	0.0	1	0	1	1	0	3	1	0.3
21	JONES, Solo	1-0	01:15	1.3	0-0	.000	0-0	.000	0-0	.000	0	0	0	0.0	0	0	0	0	0	0	0	0.0
41	BELL, Wyatt	2-0	01:17	0.6	0-0	.000	0-0	.000	0-0	.000	0	0	0	0.0	0	0	0	0	0	0	0	0.0
20	LICHAU, Kaleb	1-0	02:18	2.3	0-1	.000	0-1	.000	0-0	.000	0	1	1	1.0	0	0	0	0	0	0	0	0.0
12	BOYLAN, Kellan	4-0	05:46	1.4	0-1	.000	0-0	.000	0-0	.000	0	0	0	0.0	2	0	0	0	0	0	0	0.0
Team											17	28	45					26				
<b>Total</b>		<b>19</b>	<b>3850</b>		<b>457-979</b>	<b>.467</b>	<b>163-445</b>	<b>.366</b>	<b>241-334</b>	<b>.722</b>	<b>135</b>	<b>449</b>	<b>584</b>	<b>30.7</b>	<b>321</b>	<b>3</b>	<b>303</b>	<b>231</b>	<b>82</b>	<b>123</b>	<b>1318</b>	<b>69.4</b>
<b>Opponents</b>		<b>19</b>	<b>3852</b>		<b>428-1015</b>	<b>.422</b>	<b>93-330</b>	<b>.282</b>	<b>269-363</b>	<b>.741</b>	<b>178</b>	<b>432</b>	<b>610</b>	<b>32.1</b>	<b>342</b>	<b>8</b>	<b>184</b>	<b>226</b>	<b>51</b>	<b>104</b>	<b>1218</b>	<b>64.1</b>

### Team Statistics

	USAFA	OPP
<b>Scoring</b>	<b>1318</b>	<b>1218</b>
Points per game	69.4	64.1
Scoring margin	+5.3	-
<b>Field goals-att</b>	<b>457-979</b>	<b>428-1015</b>
Field goal pct	.467	.422
<b>3 point fg-att</b>	<b>163-445</b>	<b>93-330</b>
3-point FG pct	.366	.282
3-pt FG made per game	8.6	4.9
<b>Free throws-att</b>	<b>241-334</b>	<b>269-363</b>
Free throw pct	.722	.741
F-Throws made per game	12.7	14.2
<b>Rebounds</b>	<b>584</b>	<b>610</b>
Rebounds per game	30.7	32.1
Rebounding margin	-1.4	-
<b>Assists</b>	<b>303</b>	<b>184</b>
Assists per game	15.9	9.7
<b>Turnovers</b>	<b>231</b>	<b>226</b>
Turnovers per game	12.2	11.9
Turnover margin	-0.3	-
Assist/turnover ratio	1.3	0.8
<b>Steals</b>	<b>123</b>	<b>104</b>
Steals per game	6.5	5.5
<b>Blocks</b>	<b>82</b>	<b>51</b>
Blocks per game	4.3	2.7
<b>Winning streak</b>	<b>3</b>	<b>-</b>
Home win streak	1	-
<b>Attendance</b>	<b>16350</b>	<b>26326</b>
Home games-Avg/Game	13-1258	6-4388
Neutral site-Avg/Game	-	0-0

### Team Results

Date	Opponent		Score	Att.
11/07/2022	at Bowling Green	L	58-62	1389
11/11/2022	Delaware	W	75-71	1625
11/14/2022	Tex. A&M-Commerce	Lot	69-73	1131
11/17/2022	Portland	L	51-64	1276
11/21/2022	USC Upstate	W	83-56	1022
11/23/2022	Mississippi Val.	W	64-51	1490
11/27/2022	Montana	W	59-56	1196
11/30/2022	Ark.-Pine Bluff	W	81-53	1176
12/03/2022	at Portland St.	L	64-68	1055
12/06/2022	South Dakota	W	79-58	855
12/09/2022	Arkansas St.	W	80-55	1119
12/18/2022	Tarleton St.	W	81-67	1038
12/20/2022	at Northern Colo.	W	67-65	1601
12/28/2022	at San Diego St.	L	55-71	12414
12/31/2022	Nevada	L	69-75	1704
01/03/2023	Utah St.	L	65-77	1461
01/10/2023	at Colorado St.	Wot	85-74	4003
01/14/2023	at Fresno St.	W	51-48	5864
01/17/2023	Wyoming	W	82-74	1257





## 2022-23 Air Force Men's Basketball Combined Team Statistics In Conference games

Page 1/1  
as of Jan 18, 2023

### Game Records

Record	Overall	Home	Away	Neutral
ALL GAMES	3-3	1-2	2-1	0-0
CONFERENCE	3-3	1-2	2-1	0-0
NON-CONFERENCE	0-0	0-0	0-0	0-0

### Score by Periods

Team	1st	2nd	OT	TOT
Air Force	158	229	20	407
Opponents	208	202	9	419

### Team Box Score

No.	Player	Total			3-Point		F-Throw		Rebounds				Other Stats									
		GP-GS	MIN	AVG	FG-FGA	FG%	3FG-3FGA	3FG%	FT-FTA	FT%	OFF	DEF	TOT	AVG	PF	DQ	A	TO	BLK	STL	PTS	AVG
31	PETRAITIS, Rytis	6-3	189:47	31.6	23-55	.418	1-10	.100	23-31	.742	14	26	40	6.7	18	1	23	10	5	6	70	11.7
3	HEIDBREDER, Jake	6-6	194:30	32.4	27-66	.409	10-34	.294	6-6	1.000	2	18	20	3.3	7	0	10	11	0	3	70	11.7
5	TAYLOR, Ethan	5-5	165:10	33.0	17-37	.459	15-26	.577	4-4	1.000	2	12	14	2.8	12	0	16	9	1	3	53	10.6
14	BECKER, Beau	6-3	134:40	22.4	21-43	.488	8-20	.400	7-9	.778	5	8	13	2.2	14	0	6	2	6	2	57	9.5
42	MCCREARY, Marcell	6-3	144:14	24.0	16-30	.533	8-17	.471	10-11	.909	3	17	20	3.3	13	0	11	7	1	6	50	8.3
24	MILLS, Jeffrey	4-4	107:15	26.8	9-20	.450	4-6	.667	0-0	.000	2	8	10	2.5	11	0	8	7	1	4	22	5.5
30	VANDER ZWAAG, Camden	6-3	99:02	16.5	12-26	.462	4-14	.286	2-2	1.000	4	6	10	1.7	4	0	6	0	0	2	30	5.0
15	GREEN, Corbin	6-3	102:23	17.1	12-29	.414	1-4	.250	2-3	.667	3	7	10	1.7	13	0	9	11	2	3	27	4.5
4	MURPHY, Carter	6-0	78:35	13.1	9-20	.450	1-7	.143	7-9	.778	1	9	10	1.7	10	0	8	5	0	3	26	4.3
22	JACKSON, Nikc	1-0	07:37	7.6	1-3	.333	0-0	.000	0-0	.000	0	2	2	2.0	1	0	1	1	0	0	2	2.0
23	MURPHY, Jake	1-0	01:48	1.8	0-0	.000	0-0	.000	0-0	.000	0	0	0	0.0	0	0	0	0	0	0	0	0.0
Team											10	11	21				7					
<b>Total</b>		<b>6</b>	<b>1225</b>		<b>147-329</b>	<b>.447</b>	<b>52-138</b>	<b>.377</b>	<b>61-75</b>	<b>.813</b>	<b>46</b>	<b>124</b>	<b>170</b>	<b>28.3</b>	<b>103</b>	<b>1</b>	<b>98</b>	<b>70</b>	<b>16</b>	<b>32</b>	<b>407</b>	<b>67.8</b>
<b>Opponents</b>		<b>6</b>	<b>1225</b>		<b>145-310</b>	<b>.468</b>	<b>34-92</b>	<b>.370</b>	<b>95-120</b>	<b>.792</b>	<b>47</b>	<b>142</b>	<b>189</b>	<b>31.5</b>	<b>92</b>	<b>0</b>	<b>66</b>	<b>70</b>	<b>22</b>	<b>32</b>	<b>419</b>	<b>69.8</b>

### Team Statistics

	USAFA	OPP
<b>Scoring</b>	<b>407</b>	<b>419</b>
Points per game	67.8	69.8
Scoring margin	-2.0	-
<b>Field goals-att</b>	<b>147-329</b>	<b>145-310</b>
Field goal pct	.447	.468
<b>3 point fg-att</b>	<b>52-138</b>	<b>34-92</b>
3-point FG pct	.377	.370
3-pt FG made per game	8.7	5.7
<b>Free throws-att</b>	<b>61-75</b>	<b>95-120</b>
Free throw pct	.813	.792
F-Throws made per game	10.2	15.8
<b>Rebounds</b>	<b>170</b>	<b>189</b>
Rebounds per game	28.3	31.5
Rebounding margin	-3.2	-
<b>Assists</b>	<b>98</b>	<b>66</b>
Assists per game	16.3	11.0
<b>Turnovers</b>	<b>70</b>	<b>70</b>
Turnovers per game	11.7	11.7
Turnover margin	0.0	-
Assist/turnover ratio	1.4	0.9
<b>Steals</b>	<b>32</b>	<b>32</b>
Steals per game	5.3	5.3
<b>Blocks</b>	<b>16</b>	<b>22</b>
Blocks per game	2.7	3.7
<b>Winning streak</b>	<b>3</b>	<b>-</b>
Home win streak	1	-
<b>Attendance</b>	<b>4422</b>	<b>22281</b>
Home games-Avg/Game	3-1474	3-7427
Neutral site-Avg/Game	-	0-0

### Team Results

Date	Opponent		Score	Att.
12/28/2022	at San Diego St.	L	55-71	12414
12/31/2022	Nevada	L	69-75	1704
01/03/2023	Utah St.	L	65-77	1461
01/10/2023	at Colorado St.	Wot	85-74	4003
01/14/2023	at Fresno St.	W	51-48	5864
01/17/2023	Wyoming	W	82-74	1257

# AIR FORCE MEN'S BASKETBALL 2022-23 TV ROSTER



**Jordan Rayford**  
Fr. - G - 6-5  
Washington, DC



**Dawson Sarblah**  
So. - G - 6-6  
Greenville, AL



**Jake Heidbreder**  
So. - G - 6-5  
Floyds Knobs, IN



**Carter Murphy**  
Sr. - G - 6-4  
Phoenix, AZ



**Ethan Taylor**  
So. - G - 6-5  
Houston, TX



**Byron Brown**  
So. - G - 6-4  
Sahuarita, AZ



**Kellan Boylan**  
Fr. - G - 6-6  
Overland Park, KS



**Chase Beasley**  
So. - F - 6-6  
Fort Washington, VA



**Beau Becker**  
So. - F - 6-7  
Dallas, TX



**Corbin Green**  
Fr. - F - 6-5  
Midlothian, TX



**Solo Jones**  
Fr. - F - 6-8  
Scottsdale, AZ



**Nikc Jackson**  
Sr. - F - 6-8  
Scottsdale, AZ



**Jake Murphy**  
So. - G - 6-4  
Phoenix, AZ




**Jeffrey Mills**  
So. - G - 6-4  
Flower Mound, TX



**Camden Vander Zwaag**  
Sr. - G - 6-4  
Johnston, IA



**Rytis Petraitis**  
Fr. - F - 6-7  
Arlington, TX



**Lucas Moerman**  
So. - C - 6-10  
Colorado Springs, CO




**Wyatt Bell**  
Fr. - G - 6-1  
Buckeye, AZ




**Marcell McCreary**  
Fr. - G - 6-4  
Fort Worth, TX



**Joe Scott**  
Head  
Coach



**David Metzendorf**  
Assistant  
Coach



**Jared Czech**  
Assistant  
Coach



**Lt. Col. Matt McCraw**  
Assistant  
Coach



**Maj. Marc Holum**  
Assistant  
Coach



**Zack Curran**  
Assistant  
Coach



**Jon Jordan**  
Assistant/  
Operations