

LIGHT THE FUSE

2016 UNLV FOOTBALL WEEKLY NOTES

MARK WALLINGTON • O: (702) 895-4472 • C: (702) 528-6291 • EMAIL: mark.wallington@unlv.edu • @UNLVFBSID
 SAGE SAMMONS • O: (702) 895-3764 • C: (702) 478-0166 • EMAIL: sage.sammons@unlv.edu • @UNLV_Sage

2016 REBEL QUICK FACTS

ALL-TIME RECORD: 239-311-4 (49th year)
 MW RECORD: 36-92 (18th year)
 RECORD IN STADIUM: 149-126-3 (46th year)
 HEAD COACH: Tony Sanchez (NMSU '98)
 SANCHEZ UNLV REC: 5-12 (2nd year)
 SANCHEZ OVERALL: 5-12 (2nd year)

FOLLOW UNLV FOOTBALL



GAME 6

UNLV REBELS (2-3/1-0 Mountain West)



At

SAN DIEGO STATE (3-1/0-0 Mountain West)



DATE: Saturday, Oct. 8, 2016

KICKOFF: 7:32 pm PT

SITE: Qualcomm Stadium (54,000/Natural Grass), San Diego

TV: ESPNU (Roy Philpott & Tom Ramsey)

RADIO: ESPN 1100 AM & 100.9 FM (Russ Langer & Mike Pritchard)

ONLINE: Live Stats at www.unlvrebels.com

SATURDAY'S PREVIEW...

UNLV (2-3/1-0) will look to win at San Diego State (3-1/0-0) for the first time since 2000 when it makes a nationally televised visit to Qualcomm Stadium on Saturday night ... It will mark the first time the Rebels have appeared on ESPNU since hosting Boise State on Halloween last fall ... Audio for the game will also be available on SIRIUS (136) & XM (199) radio ... Last time out, UNLV snapped a three-game losing skid with a 45-20 victory over Fresno State while SDSU fell for the first time this fall, 42-24, at South Alabama ... The Rebels won their league opener for the second straight season under Tony Sanchez ... UNLV has allowed just two QB sacks through five games this season, which ranks second in the nation, just one year after allowing 33, which ranked 106th ... Saturday's game will feature two of the top 25 rushing attacks in the nation as UNLV sits ninth with 273 YPG and SDSU is 22nd with 234 ... The Rebels have had four individual 100-yard rushing efforts in the past two games: RB Lexington Thomas (160) & QB Johnny Stanton (131) vs. Idaho on Sept. 24 and RB Charles Williams (153) and QB Dalton Sneed (147) vs. Fresno State ... This is the second of only two games this season that UNLV will play on natural grass (at the Rose Bowl vs. UCLA was the first) ... UNLV junior Devonte Boyd's 46 receiving yards on Saturday gave him 2,213 in his career, which moved him past Keenan McCardell into 10th place on the UNLV career list.

FBS QB SACKS ALLOWED

| RK TEAM | G | SCK | YDS | PG |
|------------|---|-----|-----|-----|
| 1. Troy | 5 | 1 | 8 | .20 |
| 2. UNLV | 5 | 2 | 19 | .40 |
| 3. Toledo | 4 | 2 | 12 | .50 |
| Ohio St. | 4 | 2 | 12 | .50 |
| Miami (FL) | 4 | 2 | 16 | .50 |

REBELS vs. AZTECS NOTES...

UNLV has played SDSU more than any other original MW team (25 times) ... The Aztecs lead the all-time series 16-9 ... Aztec head coach Rocky Long is 11-4 against the Rebels in his career after previously coaching more than a decade at New Mexico ... SDSU's associate head coach/OC Jeff Horton twice worked at UNLV, serving as an assistant in 1990-91 and then as head coach from 1994-98 ... Second-year Aztec special teams coordinator Bobby Hauck spent the previous five seasons in Las Vegas as head coach ... Second-year Aztec receivers coach Hunkie Cooper played at UNLV at multiple positions from 1990-91 and later served as the program's radio analyst. He holds the UNLV record for most rushing yards in a game by a quarterback with 165 vs. Oregon State in 1991 and new UNLV QB Dalton Sneed fell just 18 yards short of that record in his starting debut last week vs. Fresno State.

| Opponent | Result | TV | Series | Attend. | Note to Know |
|------------------------------|---------------|---------------|-------------|---------|--|
| Sept. 1 JACKSON STATE | W, 63-13 | MWN/CI | UNLV 2-0 | 18,575 | UNLV scores TDs on first six drives of season |
| Sept. 10 at UCLA | L, 42-21 | P12N | UCLA 2-0 | 63,712 | Rebels make first trip to the historic Rose Bowl |
| Sept. 17 at Central Michigan | L, 44-21 | ESPN3 | UNLV 3-2 | 19,922 | UNLV falls to 0-11 all-time in Eastern Time Zone |
| Sept. 24 IDAHO | L, 33-30 (OT) | MWN | IDAHO 4-3 | 17,229 | Rebels fall to 4-10 all-time in overtime games |
| Oct. 1 FRESNO STATE* (HC) | W, 45-20 | CBS SN | FS 13-6 | 17,811 | QB Sneed's 91-yard TD is longest run in UNLV history |
| Oct. 8 San Diego State* | 7:30 pm | ESPNU | SDSU 16-9 | | Rebels looking for first win at Qualcomm since 2000 |
| Oct. 15 at Hawaii* | 9 pm | | UH 14-10 | | Home team has won seven straight in series |
| Oct. 22 COLORADO STATE* | 2:30 pm | ROOT | CSU 15-6-1 | | Rebs looking for third straight home win vs. Rams |
| Oct. 29 at San Jose State* | 7:30 pm | CBS SN | SJSU 14-5-1 | | UNLV gunning for first win at SJSU since 1995 |
| Nov. 12 WYOMING* | 12:30 | ROOT | WYO 12-10 | | 3 of UNLV's 13 all-time OT games have come vs. WYO |
| Nov. 18 at Boise State* | 6 pm | ESPN2 | BS 6-3 | | Rebels looking for first ever win at Broncos |
| Nov. 26 NEVADA, RENO* | TBA | ESPN Networks | UNR 24-17 | | Rebs host Pack in finale for 2nd time in 4 decades |

2016 REBEL RUNDOWN

| | |
|----------------------------------|-----|
| Record: | 2-3 |
| Home: | 2-1 |
| Away: | 0-2 |
| Day Games (Start before 5 pm): | 0-1 |
| Night Games (Start after 5 pm): | 2-2 |
| TV Games: | 2-2 |
| on CBS Sports Network | 1-0 |
| on ESPN2 | 0-0 |
| on Pac-12 Network | 0-1 |
| on MWN/Campus Insiders | 1-0 |
| on ESPN3 | 0-1 |
| on ROOT | 0-0 |
| on Oceanic TWC | 0-0 |
| When Scoring First: | 2-1 |
| When Opponent Scores First: | 0-2 |
| When Leading at Halftime: | 2-0 |
| When Trailing at Halftime: | 0-3 |
| When Tied at Halftime: | 0-0 |
| When Leading After 3rd Quarter: | 2-0 |
| When Trailing After 3rd Quarter: | 0-3 |
| In Overtime Games: | 0-1 |
| When Scoring <20 Points: | 0-0 |
| When Scoring 20-29 Points: | 0-2 |
| When Scoring 30+ Points: | 2-1 |
| When Allowing <20 Points: | 1-0 |
| When Allowing 20-29 Points: | 1-0 |
| When Allowing 30+ Points: | 0-3 |
| When Rushing <100 Yards: | 0-0 |
| When Rushing 100-199 Yards: | 0-2 |
| When Rushing 200+ Yards: | 2-1 |
| When Passing <200 Yards: | 1-3 |
| When Passing 200-299 Yards: | 1-0 |
| When Passing 300+ Yards: | 0-0 |
| When <300 Yards Total Offense: | 0-0 |
| When 300+ Yards Total Offense: | 2-3 |
| When Allowing <100 Yds Rush: | 1-0 |
| When Allowing 100-199 Yds Rush: | 1-2 |
| When Allowing 200+ Yds Rush: | 0-1 |
| When Allowing <200 Yds Pass: | 1-0 |
| When Allowing 200-299 Yds Pass: | 1-2 |
| When Allowing 300+ Yds Pass: | 0-1 |
| When Allowing 300+ Yds Tot Off: | 1-3 |
| When Having 100-Yard Rusher: | 1-3 |
| When Allowing 100-Yard Rusher: | 0-0 |
| When Making No Turnovers: | 1-0 |
| When Making 1-2 Turnovers: | 1-3 |
| When Making 3+ Turnovers: | 0-0 |
| When No Takeaways: | 0-0 |
| When 1-2 Takeaways: | 1-3 |
| When 3+ Takeaways: | 1-0 |
| When More Time of Poss: | 1-1 |
| When Playing on Artificial Turf: | 2-2 |
| When Playing on Natural Grass: | 0-1 |
| When Game Decided by TD or Less: | 0-1 |
| When Game Decided by FG or Less: | 0-1 |
| When Rebel Starzz Dance at Half: | 0-1 |

www.unlvrebels.com

THE LAST TIME THEY MET (Nov. 21, 2015)

SAN DIEGO STATE 52, UNLV 14

LAS VEGAS (AP) - UNLV fell to San Diego State 52-14 on Saturday where 19 Seniors were honored on the field before kickoff. UNLV (3-8, 2-5) had nearly as many turnovers (five) as first downs (seven) in the first half and went into the break trailing 31-0. The Rebels were held to a season-low 80 yards rushing. **Lexington Thomas** led all Rebel rushers with 42 yards on three carries. **Kurt Palandech**, who was starting for the injured **Blake Decker**, fumbled on the second series of the game, marking only the third lost a fumble of the season for UNLV – all from the quarterback position. However, Thomas lost a fumble later in the second quarter, which marked the first one lost by a UNLV running back in a rushing attempt in two years to the day. The Rebels had gone 652 carries by RBs without losing a fumble since doing it at Air Force on Nov. 21, 2013. **Donnel Pumphrey** ran for 139 yards and two touchdowns and the SDSU defense forced four turnovers as the Aztecs rolled over UNLV. **Rashad Penny** added 81 yards rushing and a score for SDSU (8-3, 7-0 Mountain West). San Diego State ran for 286 yards and five scores and limited UNLV to 270 total yards. SDSU's victory evened the Aztecs' record against the Rebels in Las Vegas at 6-6. Both of UNLV's scores came in the third quarter. Palandech hooked up with Kendal Keys for a 14-yard score early in the stanza. Keys finished the game with eight catches for 76 yards and a touchdown.

SERIES BREAKDOWN

SDSU LEADS 16-9

UNLV at SDSU RECORD: 3-10
 SDSU at UNLV RECORD: 6-6
 UNLV's LARGEST WIN: 28 (31-3 in 2001)
 SDSU's LARGEST WIN: 38 (52-14 in 2015)

| DATE | SITE | RESULT |
|----------|----------------|------------|
| 10-22-77 | San Diego | SDSU 31-7 |
| 10-11-80 | San Diego | UNLV 28-17 |
| 11-14-81 | Las Vegas | SDSU 38-20 |
| 9-25-82 | San Diego | SDSU 26-23 |
| 10-27-83 | Las Vegas | UNLV 28-10 |
| 11-3-84 | San Diego | UNLV 30-14 |
| 11-16-96 | Las Vegas | UNLV 44-42 |
| 10-18-97 | San Diego (OT) | SDSU 20-17 |
| 11-20-99 | Las Vegas | SDSU 37-7 |
| 11-25-00 | San Diego | UNLV 31-24 |
| 10-13-01 | Las Vegas | UNLV 31-3 |
| 10-26-02 | San Diego | SDSU 31-21 |
| 11-8-03 | Las Vegas | SDSU 7-0 |
| 11-20-04 | San Diego | SDSU 21-3 |
| 10-8-05 | Las Vegas | UNLV 13-10 |
| 11-11-06 | San Diego | SDSU 21-7 |
| 11-10-07 | Las Vegas | SDSU 38-30 |
| 11-22-08 | San Diego | SDSU 42-21 |
| 11-28-09 | Las Vegas | UNLV 28-24 |
| 11-27-10 | San Diego | SDSU 48-14 |
| 11-26-11 | Las Vegas | SDSU 31-14 |
| 10-27-12 | San Diego | SDSU 24-13 |
| 11-30-13 | Las Vegas | UNLV 45-19 |
| 9-27-14 | San Diego | SDSU 34-17 |
| 11-21-15 | Las Vegas | SDSU 52-14 |

WELCOME TO FABULOUS NEW UNIFORMS

UNLV football head coach **Tony Sanchez** said he is proud to make Las Vegas a prominent part of his team's appearance on the field. The words LAS VEGAS are found in all capital letters in UNLV's custom font along both legs of the white uniform while select diamonds from the iconic Stardust sign -- a nod to the city's popular Neon Museum Boneyard -- can be seen on the sides of both legs of the red pants and black pants. Also, the team went from one to three helmets since Sanchez's arrival as a black version was introduced vs. Fresno State to join last year's silver and red toppers. All of them include a three-inch-wide silver and black chrome version of the world-famous "Welcome to Fabulous Las Vegas" sign on the back. "Las Vegas is so important to our University and our football program wants to be a big part of the Las Vegas community," Sanchez said. "We are fortunate to live in one of the world's great destinations and these uniform designs are one of the ways we will proudly represent our city." UNLV had worn only a silver helmet for 33 straight years before the Sanchez era.

UNLV COLOR COMBO CONVO

| WK | OPPONENT | HELMET | JERSEY | PANT |
|----|---------------------|--------|--------|-------|
| 1 | JACKSON STATE | Red | Red | White |
| 2 | at UCLA | Silver | White | Black |
| 3 | at Central Michigan | Red | White | White |
| 4 | IDAHO | Red | Red | Red |
| 5 | FRESNO STATE | Black | Black | Black |
| 6 | at San Diego State | | | |
| 7 | at Hawai'i | | | |
| 8 | COLORADO STATE | | | |
| 9 | at San Jose State | | | |
| 10 | WYOMING | | | |
| 11 | at Boise State | | | |
| 12 | NEVADA, RENO | | | |



2016 REBEL STAT BOX

| TEAM | | | | INDIVIDUAL (NCAA TOP 100) | | | |
|---------------------|-------|-----|------|--------------------------------|-------|-----|-----|
| CATEGORY | | MW | NAT | CATEGORY | MW | NAT | |
| RUSHING OFFENSE | 273.0 | 3 | 9 | TOTAL OFFENSIVE YARDS PER GAME | | | |
| PASSING OFFENSE | 162.2 | 10 | 115 | Johnny Stanton | 226.8 | 7 | 73 |
| TOTAL OFFENSE | 435.2 | 4 | 58 | PASSING YARDS PER GAME | | | |
| SCORING OFFENSE | 36.0 | 2 | 43 | Johnny Stanton | 169.0 | 8 | 89 |
| PASS EFFICIENCY | 111.5 | 11 | 112 | RUSHING YARDS PER GAME | | | |
| RUSHING DEFENSE | 150.8 | 7 | 63 | Lexington Thomas | 94.4 | 6 | 37 |
| PASSING DEFENSE | 256.2 | 5 | 91 | RECEPTIONS PER GAME | | | |
| TOTAL DEFENSE | 407.0 | 6 | 82 | Devonte Boyd | 3.6 | 10 | -- |
| SCORING DEFENSE | 33.0 | 8 | 100 | RECEIVING YARDS PER GAME | | | |
| PASSING EFFY DEF. | 119.4 | 1 | 48 | Devonte Boyd | 65.8 | 10 | -- |
| PUNT RETURNS | -0.1 | 12 | 125 | KICKOFF RETURN AVERAGE | | | |
| KICKOFF RETURNS | 22.3 | 4 | 54 | Darren Woods Jr. | 27.2 | 3 | 24 |
| NET PUNTING | 36.0 | 9 | 90 | Torry McTyler | 23.3 | 6 | 53 |
| TURNOVER MARGIN | +0 | T5 | T58 | ALL-PURPOSE YARD PER GAME | | | |
| FUMBLES RECOVERED | 4 | T3 | T27 | Charles Williams | 105.8 | 8 | 92 |
| FUMBLES LOST | 1 | T2 | T6 | SCORING | | | |
| INTERCEPT. GAINED | 3 | T5 | T79 | Lexington Thomas | 8.4 | T7 | T57 |
| INTERCEPT. THROWN | 6 | T9 | T99 | TACKLES PER GAME | | | |
| 1ST DOWNS - OFFENSE | 99 | 6 | 75 | Tau Lotuelei | 8.6 | T7 | T58 |
| 1ST DOWNS - DEFENSE | 106 | 8 | 87 | FUMBLES FORCED | | | |
| 3RD DOWN - OFFENSE | 39.4 | 7 | 68 | LaKeith Walls | 2 | T2 | T13 |
| 3RD DOWN - DEFENSE | 40.8% | 6 | 85 | Troy Hawthorne | 2 | T2 | T13 |
| QB SACKS BY | 7 | T10 | T103 | PUNTING | | | |
| QB SACKS AGAINST | 2 | 1 | T2 | Evan Pantels | 41.1 | 6 | 62 |
| PENALTY YPG | 65.6 | 10 | 107 | PASSES DEFENDED PER GAME | | | |
| | | | | Torry McTyler | 2.0 | 1 | T2 |

THE NEED FOR SNEED

After an injury suffered by **Johnny Stanton**, UNLV head coach **Tony Sanchez** announced Sept. 27 that redshirt freshman **Dalton Sneed** would make his first collegiate start at quarterback against Fresno State. Earlier, Sneed saw his first field action in the season opener, completing his one pass attempt for six yards against Jackson State. He also played a down at Central Michigan in Game Three. The first UNLV frosh to start at QB since **Nick Sherry** in 2012, Sneed passed for 129 yards and a TD and ran for 147 and another score in leading his team to a victory over the Bulldogs last weekend. The victory made him the first freshman QB to win his first start as a Rebel since **Mike Clausen** filled in for the injured **Omar Clayton** in a



27-20 win over New Mexico on Nov. 8, 2008. Sneed, a native of Scottsdale, Arizona, and graduate of Horizon High School, was the only verbal commit to the previous coaching staff when Sanchez took over following the 2014 season and signed with the program in February of 2015. Ranked as a three-star recruit by both 247Sports and ESPN, Sneed was the No. 79-ranked pro-style QB in the 247Sports composite rankings that year. He now fills in for Stanton, who started the first four games and passed for 676 yards while completing 46-percent of his passes. Stanton has thrown six touchdowns and six interceptions while rushing for 231 yards and a score.

2016 RED ZONE REDUX

| | UNLV | | | |
|-------------------------------------|------------|-----------|-----------|----------|
| | Atts | Scores | TD | FG |
| JACKSON STATE | 5 | 4 | 4 | 0 |
| at UCLA | 3 | 3 | 3 | 0 |
| at Central Michigan | 2 | 1 | 1 | 0 |
| IDAHO | 5 | 5 | 2 | 3 |
| FRESNO STATE | 4 | 4 | 4 | 0 |
| at San Diego State | | | | |
| at Hawai'i | | | | |
| COLORADO STATE | | | | |
| at San Jose State | | | | |
| WYOMING | | | | |
| at Boise State | | | | |
| NEVADA, RENO | | | | |
| SEASON TOTAL | 19 | 17 | 14 | 3 |
| PCT. SCORING IN RED ZONE: | 89% | | | |
| PCT. SCORING TD IN RED ZONE: | 74% | | | |

OPPONENTS

| | UNLV | | | |
|-------------------------------------|------------|-----------|-----------|----------|
| | Atts | Scores | TD | FG |
| JACKSON STATE | 3 | 3 | 2 | 1 |
| at UCLA | 5 | 4 | 4 | 0 |
| at Central Michigan | 3 | 1 | 1 | 0 |
| IDAHO | 5 | 4 | 3 | 1 |
| FRESNO STATE | 1 | 1 | 1 | 0 |
| at San Diego State | | | | |
| at Hawai'i | | | | |
| COLORADO STATE | | | | |
| at San Jose State | | | | |
| WYOMING | | | | |
| at Boise State | | | | |
| NEVADA, RENO | | | | |
| SEASON TOTAL | 17 | 13 | 11 | 2 |
| PCT. SCORING IN RED ZONE: | 76% | | | |
| PCT. SCORING TD IN RED ZONE: | 65% | | | |

POINTS OFF TURNOVERS

| UNLV | No | PTS | OPP | No | PTS |
|--------------|----------|-----------|--------------|----------|-----------|
| JSU | 3 | 21 | JSU | 1 | 0 |
| at UCLA | 1 | 7 | at UCLA | 2 | 7 |
| at CMU | 1 | 0 | at CMU | 2 | 7 |
| IDAHO | 1 | 0 | IDAHO | 2 | 10 |
| FS | 1 | 0 | FS | 0 | 0 |
| at SDSU | | | at SDSU | | |
| at UH | | | at UH | | |
| CSU | | | CSU | | |
| at SJSU | | | at SJSU | | |
| WYO | | | WYO | | |
| at BSU | | | at BSU | | |
| UNR | | | UNR | | |
| TOTAL | 7 | 28 | TOTAL | 7 | 24 |

**UNLV: 7 Poss., 4 Scores (57%)
0 FG, 4 TD**

**OPP: 7 Poss., 4 Scores (57%)
1 FG, 3 TD**

www.unlvrebels.com



HEAD COACH @UNLVSANCHEZ

Tony Sanchez, who built a national powerhouse at Las Vegas' Bishop Gorman High School, is now well on his way to creating another consistent winner in town as the 11th head coach in UNLV football history.

Named to the job by UNLV Director of Athletics Tina Kunzer-Murphy on Dec. 11, 2014, Sanchez guided the Rebels to three victories in his first season, which marked only the fourth time in the last 12 years that the program won more than two games. The first Rebel coach to win at least three times in his first season since Hall of Famer John Robinson in 1999, Sanchez's debut season was highlighted by defeating in-state rival Nevada, Reno on the road and bringing home the famed Fremont Cannon to the UNLV campus. Under the new staff, the Rebels also became competitive on a near-weekly basis, either leading or trailing by just a touchdown during the fourth quarter in nine of their 12 games.

Sanchez, who turned 42 in January, became a rising star in coaching circles after spending the previous six seasons leading Bishop Gorman to an overall record of 85-5 and six consecutive state 4A championships to go with a top-25 national ranking each year. His 2014 top-ranked Gaels squad finished 15-0 and won the mythical national championship.

"I'm fired up and ready to create excitement in the Las Vegas community and make the Rebels everybody's football team," Sanchez said on the day he was hired. "UNLV is a great university. With this community's help, we're going to make it a great football place."

Sanchez was well decorated for his efforts in his final season with the Gaels, being named USA TODAY's All-USA Coach of the Year as well as the U.S. Army All-American Bowl National Coach of the Year and the Rawlings National High School Coach of the Year. His overall record as a head coach was 120-26 after having also spent five seasons leading California High School in San Roman, California, before coming to Southern Nevada. He also was part of staffs at Onate High School in Las Cruces, NM, and Irvin High School in El Paso, TX.

The winning head coach at the 2014 All-American Bowl in San Antonio, Sanchez saw 41 of his players earn collegiate football scholarships during his time in Las Vegas, including 31 to FBS programs. Now he has attracted national attention as only the fifth man in the modern era of college football to go from the high school level directly to the position of head coach of an FBS team.

Sanchez's first major statement as the leader of the Rebels was to quickly attract a top-notch, experienced staff that was highlighted by Nebraska offensive coordinator Barney Cotton and Colorado defensive coordinator Kent Baer.

Dividends from the impressive list of assistants joining Sanchez began immediately as just over a month later, the group secured a recruiting class that was ranked in the upper half of the Mountain West Conference by multiple national outlets. One year later, the Rebels' class was one of the program's best ever as it included a school-record 10 three-star signees.

One of the youngest head coaches on the FBS level, Sanchez is a 1992 graduate of Granada High School in Livermore, CA. A decorated two-way player, he went on to become a standout receiver at Laney College in Oakland before transferring to New Mexico State. He would letter two seasons for the Aggies and finish his senior campaign with 42 receptions for 546 yards, including grabbing five passes for 80 yards at Sam Boyd Stadium when he played against UNLV on Nov. 18, 1995. His first taste of coaching came the next season when he served as an undergraduate assistant at his alma mater.

The son of a career policeman in the Oakland area, Sanchez was born Jan. 25, 1974, at Travis Air Force Base in California while his father was serving in the military. He earned a bachelor's degree in family and consumer science from NMSU in 1998 and then his master's in special education in 2003. He and his wife, Tessie, have two children: daughter, Alyssa, and son, Jason.



COACHING EXPERIENCE

- 2015-SA UNLV – Head Coach
- 2009-14 Bishop Gorman High School (Las Vegas) – Head Coach, OC
- 2004-08 California High School (San Ramon, CA) – Head Coach, OC
- 2003 Onate High School (Las Cruces, NM) – Defensive Coord., DBs
- 2001-02 Onate High School (Las Cruces, NM) – Defensive Backs
- 2000 Irvin High School (El Paso, TX) – Wide Receivers
- 1998 Onate High School (Las Cruces, NM) – Wide Receivers
- 1996 New Mexico State – Undergraduate Assistant – Offense

EDUCATION

- New Mexico State University, 2003
Master's degree in special education
- New Mexico State University, 1998
Bachelor's degree in family and consumer science
- Laney College (Oakland, CA) 1994
Associate Degree in General Studies

PLAYING EXPERIENCE

- 1994-95 New Mexico State – Lettered two years at WR
- 1992-93 Laney College (Oakland, CA) – Lettered two years at WR

PERSONAL DATA

- Name: Tony Sanchez
- Birthdate: Jan. 25, 1974
- Birthplace: Travis Air Force Base, Fairfield, CA
- Wife: Tessie
- Children: Daughter, Alyssa (15); Son, Jason (12)

LEX EDUCATION



| LONGEST UNLV RUSH PLAYS | | | | |
|-------------------------|-----|-------------------|-----------------|------|
| RK | YDS | PLAYER | OPPONENT | YEAR |
| 1. | 91 | Dalton Sneed (QB) | Fresno State | 2016 |
| 2. | 89 | Darin Brightmon | NMSU | 1989 |
| 3. | 87 | Henry Melton | NM Highlands | 1974 |
| 4. | 86 | Keyvan Jenkins | at Fresno State | 1983 |
| 5. | 85 | Lexington Thomas | at CMU | 2016 |
| | 85 | Mike Thomas | Boise State | 1974 |

Lexington Thomas didn't even start a game in 2015 but was so dynamic that he managed to tie the school freshman record for 100-yard rushing games in a season with three such outings (Dionza Bradford in 2011 and Omar Love in 1992). In fact, Thomas ranked ninth in the nation with a per-carry average of 6.24 among all freshmen with at least 500 net rushing yards. In his sophomore debut, Thomas finished with 68 yards and two TDs on just 11 carries in a blowout victory over Jackson State. Since then, he has finished with less than a 100 yards just once. He bolted for 112 yards on 19 attempts vs. UCLA at the Rose Bowl in Week Two, 113 yards on 17 carries at Central Michigan one week later and a career-high

160 vs. Idaho on just 19 attempts Sept. 24. He has five century-mark efforts in his last nine games dating back to last season and comes into Saturday with six in just 17 career outings, including just five starts at tailback. That total of six already ties him with three other backs for 13th on the school's career list for 100-yard games. Lex has gone long this year as well. He had a 55-yarder scoring sprint vs. Idaho just one week after going untouched for an 85-yard TD run against CMU. That marked the longest run by a Rebel RB since Darin Brightmon's school-record 89-yarder vs. New Mexico State in 1989.

MAKING A GOOD FIRST IMPRESSION

Under Tony Sanchez, UNLV has taken an aggressive approach to start its games. Even though the Rebels won the coin toss in six midfield meetings last fall, each time they elected to take the football

| FIRST-DRIVE SUCCESS | | | | | |
|---------------------|---------------|------|----------|--------------|--------------|
| 2015 | | | | | |
| DATE | OPP | TOSS | OBTAINED | DRIVE INFO | RESULT |
| Sept. 5 | at NIU | W | KO | 7-84 (2:30) | 64-YD TD Rec |
| Sept. 12 | UCLA | L | KO | 3-3 (:55) | PUNT |
| Sept. 19 | at Michigan | L | KO | 4-15 (2:07) | INT |
| Sept. 26 | Idaho St. | L | KO | 2-28 (:51) | 24-YD TD Rec |
| Oct. 3 | at UNR | L | KO | 11-81 (6:02) | 37-YD TD Run |
| Oct. 10 | SJSU | W | KO | 12-75 (5:18) | 1-YD TD Run |
| Oct. 16 | at Fresno St. | W | KO | 13-75 (6:43) | 1-YD TD Run |
| Oct. 31 | Boise St. | W | KO | 5-28 (1:53) | PUNT |
| Nov. 7 | Hawai'i | L | Punt | 8-87 (3:37) | 3-YD TD Run |
| Nov. 14 | at CSU | W | KO | 3-22 (1:24) | PUNT |
| Nov. 21 | SDSU | W | KO | 5-19 (2:43) | PUNT |
| Nov. 28 | at Wyoming | L | Punt | 6-74 (2:52) | 22-YD TD Rec |
| 2016 | | | | | |
| Sept. 1 | Jackson St. | L | KO | 3-69 (1:07) | 56-YD TD Rec |
| Sept. 10 | at UCLA | L | KO | 3-4 (:59) | PUNT |
| Sept. 17 | at CMU | L | KO | 6-32 (2:32) | PUNT |
| Sept. 24 | Idaho | W | KO | 4-15 (1:54) | PUNT |
| Oct. 1 | Fresno State | W | Punt | 8-37 (4:14) | PUNT |

instead of deferring to the second half, and ultimately received the game's opening kickoff in 10 of 12 weeks (two opponents won the toss and took the ball). The results were eye-popping as UNLV scored touchdowns on its first possession of the game seven times (five after the opening kickoff and two after forcing a quick punt) After the first five games of 2016, it's eight opening TDs in 17 games during the Sanchez era. However, UNLV did win the toss and defer for the first time in that span vs. Fresno State.

2016 FOOTBALL STAFF

FOOTBALL OFFICE: (702) 895-3400

STAFF EMAIL: first name.last name@unlv.edu

Head Coach:

Tony Sanchez (2nd Year/NMSU '98)

Offensive Coordinator/Tight Ends

Barney Cotton (2nd Year/Nebraska '83)

Defensive Coordinator/Linebackers:

Kent Baer (2nd Year/Utah State '73)

Special Teams Coordinator/Safeties:

Andy LaRussa (2nd Year/Southern Utah '02)

Recruiting Coordinator/Wide Receivers:

Cedric Cormier (7th Year/Colorado '02)

Offensive Line:

John Garrison (2nd Year/Nebraska '03)

Running Backs:

Jamie Christian (2nd Year/Central Wash. '99)

Quarterbacks:

Ron O'Dell (2nd Year/Chico State '01)

Defensive Line:

Tony Samuel (1st Year/Nebraska '81)

Cornerbacks:

J.D. Williams (2nd Year/Fresno State '97)

Graduate Assistant Coach:

David Orloff (2nd Year/San Jose State '15)

Graduate Assistant Coach:

Cody Green (2nd Year/Tulsa '14)

Graduate Assistant Coach:

Ben Cotton (2nd Year/Nebraska '12)

Graduate Assistant Coach:

Tynan Murray (1st Year/Western Illinois '13)

Director of Football Operations:

Dennis Slutak (2nd Year/Florida State)

Director of Player Personnel:

C.J. Cox (1st Year/UNLV '12)

Asst. Recruiting Coordinator:

Drew Jennison (2nd Year/Arizona '14)

Director of Strength & Conditioning:

Keith Belton (2nd Year/Syracuse '04)

Asst. Director of Strength & Conditioning:

Jeff Eaton (2nd Year/Lock Haven '09)

Asst. AD/Athletic Training:

Kyle Wilson (33rd Year/West Virginia '82)

Director of Equipment:

Rocky Rutledge (18th Year/TCU '98)

Coordinator of Video Services:

Joe Maggio (1st Year/Stony Brook '12)

Sr. Asst. AD/FB Media Relations Director:

Mark Wallington (24th Year/Florida '93)

Assistant FB Media Relations Director:

Sage Sammons (5th Year/UNLV '12)

BOY, OH, BOYD!

UNLV 100-YARD REC. GAMES

| | | | |
|----|----|---------------|---------|
| 1. | 12 | Ryan Wolfe | 2006-09 |
| 2. | 11 | Devante Davis | 2011-14 |
| 3. | 9 | Devonte Boyd | 2014-SA |

UNLV CAREER REC. YARDS

| | | | |
|-----|--------------|---------------------|----------------|
| 1. | 3,495 | Ryan Wolfe | 2006-09 |
| 2. | 2,785 | Devante Davis | 2011-14 |
| 3. | 2,604 | Earvin Johnson | 2001-04 |
| 4. | 2,558 | Damon Williams | 1995-98 |
| 5. | 2,515 | Henry Bailey | 1991-94 |
| 6. | 2,396 | Demond Thompkins | 1991-93 |
| 7. | 2,380 | Casey Flair | 2005-08 |
| 8. | 2,322 | Lenny Ware | 1996-99 |
| 9. | 2,296 | Phillip Payne | 2008-11 |
| 10. | 2,213 | Devonte Boyd | 2014-SA |
| 11. | 2,189 | Keenan McCardell | 1987-90 |
| 12. | 2,170 | Carlos Baker | 1995-98 |

UNLV CAREER RECEPTIONS

| | | | |
|-----|------------|---------------------|----------------|
| 1. | 283 | Ryan Wolfe | 2006-09 |
| 2. | 202 | Casey Flair | 2005-08 |
| 3. | 187 | Damon Williams | 1995-98 |
| 4. | 186 | Devante Davis | 2011-14 |
| 5. | 183 | Earvin Johnson | 2001-04 |
| 6. | 171 | Phillip Payne | 2008-11 |
| 7. | 161 | Lenny Ware | 1996-99 |
| 8. | 158 | Carlos Baker | 1995-98 |
| 9. | 156 | Henry Bailey | 1991-94 |
| 10. | 155 | Michael Morton | 1978-81 |
| 11. | 142 | Demond Thompkins | 1991-93 |
| 12. | 141 | Keenan McCardell | 1987-90 |
| 13. | 137 | Devonte Boyd | 2014-SA |

UNLV CAREER TD RECEPTIONS

| | | | |
|------------|-----------|---------------------|----------------|
| 1. | 26 | Phillip Payne | 2008-11 |
| 2. | 24 | Henry Bailey | 1991-94 |
| 3. | 22 | Devante Davis | 2011-14 |
| 4. | 21 | Sam Greene | 1979-80 |
| 5. | 20 | Nate Hawkins | 1968-71 |
| 6. | 18 | George Thomas | 1984-87 |
| 7. | 17 | Demond Thompkins | 1991-93 |
| 8. | 16 | Nate Turner | 1999-2000 |
| 16 | | Earvin Johnson | 2001-04 |
| 16 | | Lenny Ware | 1996-99 |
| 11. | 15 | Ryan Wolfe | 2006-09 |
| 15 | | Keenan McCardell | 1987-90 |
| 13. | 14 | Devonte Boyd | 2014-SA |
| 14 | | Michael Morton | 1987-81 |

www.unlvrebels.com

BOYD MEETS WORLD

DEVONTE BOYD'S HONORS

- + 2014 FWAA Freshman All-America
- + 2014 Mountain West Conference Freshman of the Year
- + 2015, '16 Biletnikoff Award Watch List Member
- + 2014, '15 Second Team All-Mountain West (Official Team)
- + 2015, '16 Preseason First Team All-Mountain West (Official Media Team)
- + 2015, '16 Preseason First Team All-Mountain West Lindy's
- + 2015, '16 Preseason First Team All-Mountain West Phil Steele's
- + 2015, '16 Preseason First Team All-Mountain West Athlon
- + 2015, '16 Preseason First Team All-Mountain West ESPN
- + 2016 Named "Most Dangerous Deep Threat" in Mountain West by Lindy's
- + 2016 Named "Fastest Receiver" in Mountain West by Sporting News
- + 2015 Named "Best Hands" in Mountain West by Lindy's



UNLV honors candidate **Devonte Boyd** is an already highly decorated young receiver who was a unanimous preseason All-MW First Team selection among the publications for the second straight year. In 2014 he became just the third Rebel named to the Football Writers Association of America Freshman All-America Team. He was also just the fifth UNLV player to be named his conference's Freshman of the Year after leading the nation in receiving yards among freshmen during the regular season and finishing 38th overall with 980. Boyd, who represented his program's offense at this summer's MW Media Days, has caught at least one pass in all but one of the 30 games of his career. He piled up more receiving yards through a sophomore season than any Rebel in history as his 1,884 topped the school's all-time leader **Ryan Wolfe**, who had 1,695 in his first two seasons. Boyd is already one of just three UNLV players to ever post more

than one 900-yard season, joining Wolfe (2006, '08) and **Demond Thompkins**, who was the first to do it in consecutive campaigns in 1992, '93. A local signee from Henderson's Basic High School, Boyd is a New Orleans native who moved to Southern Nevada a decade ago to live with relatives after his family was hit hard by Hurricane Katrina. As a rookie in 2014 he shattered the school's freshman records for yards and catches (65) in a season and for receptions in a game with 11 vs. New Mexico. He made an immediate impact for UNLV as he caught six passes for 102 yards in his first collegiate game at Arizona, which made him only the second UNLV freshman in history to reach the 100-yard receiving mark in his first game. He is currently third at UNLV with nine career 100-yard games, including a record-tying three straight last fall. He needs just 18 receptions to move into UNLV's career top-10 list for catches.

BOYD'S UNLV RECEIVING STATS

| YEAR | GP-GS | REC | YDS | AVG | TD | LG |
|--------------|--------------|------------|--------------|-------------|-----------|-----------|
| 2016 | 5-5 | 18 | 329 | 18.3 | 3 | 56 |
| 2015 | 12-12 | 54 | 904 | 16.7 | 7 | 75 |
| 2014 | 13-11 | 65 | 980 | 15.1 | 4 | 56 |
| TOTAL | 30-28 | 137 | 2,213 | 16.1 | 14 | 75 |

BOYD'S CAREER 100-YARD GAMES (9)

| OPPONENT | DATE | REC | YDS | TD | LG |
|----------------------|----------|-----|-----|----|----|
| Jackson State | 9/1/16 | 4 | 135 | 3 | 56 |
| At Colorado State | 11/14/15 | 8 | 131 | 0 | 34 |
| At Utah State | 10/25/14 | 6 | 128 | 1 | 43 |
| At Wyoming | 11/28/15 | 6 | 122 | 1 | 38 |
| Hawai'i | 11/7/15 | 6 | 120 | 1 | 75 |
| Boise State | 10/31/15 | 6 | 116 | 0 | 30 |
| New Mexico | 11/1/14 | 11 | 108 | 0 | 21 |
| At Northern Illinois | 9/5/15 | 5 | 107 | 1 | 64 |
| At Arizona | 8/29/14 | 6 | 102 | 0 | 52 |

STATES OF THE PROGRAM

From Hawaii to Florida to Finland -- the 2016 Rebels come from hometowns spread across the globe. In fact, no less than 13 different states, two countries and one U.S. territory (American Samoa) are represented on this year's roster. While a vast majority of Rebels naturally hail from California (39) and Nevada (22), a state that continues to become even more fertile recruiting ground is Texas as currently seven UNLV players are products of the Lone Star State. Meanwhile, nearby Arizona is also home to no less than seven current Rebels and a trio of players hail from Washington state. Florida, Georgia, Illinois, Minnesota, New Jersey, Ohio and Pennsylvania are each represented. Las Vegas, of course, is nicknamed the "Ninth Island" by Hawaiians, which is one reason a whopping 10 players from that state are on this season's roster.

TEXAS THREE-STEP IN BACKFIELD

It's been well-chronicled how many quality players from the state of Texas have recently come through the UNLV football program, including all-time leading rusher **Tim Cornett** and arguably the school's best receiver of all-time in **Devante Davis**. The idea that everything is bigger in Texas is spilling over to this year's roster as no less than eight current Rebels are from the Lone Star State. The Texans are especially prominent in the offensive backfield as three of the top runners are from the Houston or Dallas areas. Team captain **David Greene**, who can line up at both fullback and tailback, is the only senior while **Lexington Thomas** and **Xzaviar Campbell (Lex & X)** finished second (506) and third (469) in rushing yards for the Rebels last season. A Texan, in fact, has led UNLV in rushing in five of the last six seasons.

BOYD BACK ON BILETNIKOFF LIST

For the second consecutive year UNLV wide receiver **Devonte Boyd** was named to the official pre-season watch list for the Biletnikoff Award, which goes each season to the nation's top pass catcher. The Tallahassee Quarterback Club Foundation, the Florida-based creator and sponsor of the Biletnikoff Award, released the 2016 preseason list. The winner is selected by the Biletnikoff Award National Selection Committee, a group of college football journalists, commentators and former receivers. The 10 Biletnikoff Award semifinalists will be announced on November 14 and three finalists will be declared, following another vote, on November 22. The 2016 winner will be presented live on December 8 during The Home Depot College Football Awards Show on ESPN. Boyd, a graduate of Henderson's Basic High School, was a unanimous choice for 2016 Preseason First Team All-Mountain West by Lindy's, Athlon, Sporting News, ESPN and Phil Steele's preview publications. The honors candidate has caught at least one pass in all 25 games of his career and piled up more receiving yards through a sophomore season than any Rebel in history with 1,884. Boyd, who posted five 100-yard receiving games last fall, also became the third UNLV player to reach 900 yards in more than one season when he finished with 54 catches for 904 yards and seven touchdowns in 2015.

LINCOLN TO LAS VEGAS

UNLV's staff has a definite Cornhusker flavor to it. Offensive coordinator/tight ends coach **Barney Cotton** played for legendary coach **Tom Osborne** in Lincoln and spent eight years in two stints on the Nebraska staff, even leading the team as interim head coach in its Holiday Bowl appearance against USC in 2014. Offensive line coach/run game coordinator **John Garrison** also played for the Huskers, including serving as center in the BCS Championship game for the 2001 squad, and spent the previous four years with Cotton on the NU staff. First-year defensive line coach **Tony Samuel** played four seasons for the Huskers and later coached them for 11 (1986-96). Graduate assistant **Ben Cotton** made 39 career starts at tight end for Nebraska from 2009-12 while fellow-GA **Cody Green** played quarterback for Big Red in 2009-10 before finishing his playing career at Tulsa.



WEEKLY WINNERS

The Rebels have had 57 all-time winners of the weekly awards since joining the MW in 1999. The complete list:

OFFENSIVE PLAYER OF THE WEEK

| | |
|-------------------------|----------------|
| Devante Davis, WR | Sept. 30, 2013 |
| Caleb Herring, QB | Sept. 16, 2013 |
| Tim Cornett, RB (Co-) | Nov. 15, 2010 |
| Omar Clayton, QB | Sept. 21, 2009 |
| Omar Clayton, QB (Co-) | Sept. 22, 2008 |
| Frank Summers, RB (Co-) | Sept. 24, 2007 |
| Rocky Hinds, QB (Co-) | Nov. 27, 2006 |
| Larry Croom, RB (Co-) | Dec. 2, 2002 |
| Jason Thomas, QB | Nov. 4, 2002 |
| Joe Haro, RB | Oct. 29, 2001 |
| Nate Turner, WR | Nov. 27, 2000 |
| Jason Thomas, QB | Oct. 2, 2000 |
| Jeremi Rudolph, RB | Oct. 11, 1999 |

DEFENSIVE PLAYER OF THE WEEK

| | |
|------------------------|----------------|
| Ryan McAleenan, LB | Oct. 5, 2015 |
| Tani Maka, LB | Sept. 24, 2011 |
| James Dunlap, DE (Co-) | Oct. 31, 2012 |
| Jason Beauchamp, LB | Oct. 26, 2009 |
| Jason Beauchamp, LB | Sept. 29, 2008 |
| Beau Bell, LB (Co-) | Oct. 29, 2007 |
| Beau Bell, LB (Co-) | Oct. 15, 2007 |
| Beau Bell, LB | Sept. 24, 2007 |
| Beau Bell, LB | Oct. 10, 2005 |
| Jamaal Brimmer, SS | Oct. 11, 2004 |
| Joe Miklos, FS | Oct. 4, 2004 |
| Joe Miklos, FS (Co-) | Nov. 3, 2003 |
| R. Dodd-Masters, CB | Sept. 22, 2003 |
| Jamaal Brimmer, SS | Sept. 13, 2003 |
| John Andrews, LB | Sept. 1, 2003 |
| Jamaal Brimmer, SS | Oct. 21, 2002 |
| Tyrone Tucker, LB | Oct. 7, 2002 |
| Kevin Thomas, CB | Nov. 19, 2001 |
| Amar Brisco, CB | Nov. 27, 2000 |
| Kevin Thomas, CB | Oct. 2, 2000 |
| Kevin Thomas, CB | Sept. 13, 1999 |

SPECIAL TEAMS PLAYER OF THE WEEK

| | |
|---------------------------|----------------|
| Logan Yunker, P | Oct. 5, 2015 |
| Nicolai Bornand, PK | Oct. 13, 2014 |
| Nicolai Bornand, PK | Sept. 8, 2014 |
| Nolan Kohorst, PK | Oct. 14, 2013 |
| Logan Yunker, P | Sept. 30, 2013 |
| Logan Yunker, P | Sept. 23, 2013 |
| Deante' Purvis, KR | Oct. 31, 2011 |
| Marcus Sullivan, KR (Co-) | Nov. 29, 2010 |
| Kyle Watson, PK | Nov. 17, 2008 |
| Deante' Purvis, KR | Nov. 10, 2008 |
| Malo Taumua, DL (Co-) | Sept. 15, 2008 |
| Sergio Aguayo, PK | Oct. 10, 2005 |
| Sergio Aguayo, PK | Sept. 12, 2005 |
| Dillon Pieffer, PK | Nov. 3, 2003 |
| Dillon Pieffer, PK | Sept. 22, 2003 |
| Gary Cook, P | Sept. 13, 2003 |
| Greg Estandia, TE | Sept. 1, 2003 |
| Dillon Pieffer, PK | Dec. 2, 2002 |
| Troy Mason, PR | Oct. 15, 2001 |
| Gary Cook, P | Oct. 7, 2001 |
| Troy Mason, KR | Nov. 13, 2000 |
| Ray Cheetany, P/PK | Oct. 9, 2000 |
| Duane James, KR | Oct. 11, 1999 |

www.unlvrebels.com

COACH LOCATIONS

Where the UNLV coaches are located during games:

PRESS BOX COACHES BOOTH

| | |
|-----------------|---------------|
| Ron O'Dell | Quarterbacks |
| J.D. Williams | Cornerbacks |
| Jamie Christian | Running Backs |
| David Orloff | GA |
| Ben Cotton | GA |

SIDELINES

| | |
|----------------|----------------|
| Tony Sanchez | Head Coach |
| Kent Baer | DC/Linebackers |
| Barney Cotton | OC/Tight Ends |
| Andy LaRussa | STC/Safeties |
| Cedric Cormier | Wide Receivers |
| Tony Samuel | Defensive Line |
| John Garrison | Offensive Line |
| Tynan Murray | GA |
| Cody Green | GA |

REBEL CAREER STARTS CHART

| PLAYER | STARTS | CONSEC. |
|-------------------|--------|---------|
| Evan Austrie | 2 | -- |
| Dominic Baldwin | 1 | -- |
| Nicolai Bornand | 14 | -- |
| Devonte Boyd | 28 | 19 |
| Michael Chevalier | 5 | 5 |
| Jason Fao | 5 | -- |
| Mark Finau | 9 | -- |
| Troy Hawthorne | 5 | 5 |
| Tim Hough | 12 | 2 |
| Tim Holt | 2 | -- |
| Mike Hughes | 17 | 17 |
| Nathan Jacobson | 7 | 7 |
| Kendal Keys | 18 | -- |
| Kenny Keys | 7 | 2 |
| Will Kreidler | 17 | 17 |
| Matt Lea | 14 | -- |
| Tau Lotulelei | 29 | 6 |
| Ryan McAleenan | 26 | 26 |
| Torry McTyer | 15 | -- |
| Darius Mouton | 9 | 1 |
| Jay'Onn Myles | 1 | 1 |
| Kurt Palandech | 3 | -- |
| Evan Pantels | 5 | 5 |
| Marc Philippi | 4 | -- |
| Iggy Porchia | 4 | 3 |
| Justin Polu | 5 | 5 |
| Brandon Presley | 1 | -- |
| Andrew Price | 10 | 5 |
| J'Ondray Sanders | 10 | -- |
| Kyle Saxelid | 22 | 22 |
| Johnny Stanton | 4 | 4 |
| Mekhi Stevenson | 2 | 2 |
| Lexington Thomas | 5 | 5 |
| Jeremiah Valoaga | 8 | 5 |
| Salanoa-Alo Wily | 5 | 5 |
| Darren Woods | 5 | 5 |
| Antonio Zepeda | 1 | -- |

www.unlvrebels.com

LEX ON TEX LIST

UNLV sophomore running back **Lexington Thomas** was one of 41 players named to the official watch list for the fourth annual Earl Campbell Tyler Rose Award. The award honors the nation's top college football offensive player who was either born in Texas, graduated from a Texas high school or plays at a college located in the Lone Star State. The honoree must also exhibit the enduring characteristics that define the award's namesake -- former NFL running back great **Earl Campbell** (nicknamed the Tyler Rose) -- including integrity, performance, teamwork, sportsmanship, drive, community and tenacity. A 2015 graduate of Benjamin Davis High School in Aldine, Texas, Thomas was the top freshman runner in the Mountain West last season. He finished second on the team with 506 net rushing yards and three touchdowns on just 81 attempts for a gaudy per-carry average of 6.2, which ranked ninth in the country among freshman backs with at least 500 yards. Despite coming off the bench, he tied the school's freshman record for 100-yard games with three. The Watch



List will be narrowed to up to 16 semifinalists in November and then up to five finalists in December. They will be selected by broadcasters, commentators, journalists, fans and the previous winner. The finalists will be brought to Tyler for The Earl Campbell Tyler Rose Award Banquet scheduled for Jan. 11, 2017. Houston quarterback **Greg Ward** was last year's award recipient.

RECEIVER U?

Devonte Boyd piled up more receiving yards through a sophomore season than any Rebel in history as his 1,884 topped the school's all-time leader **Ryan Wolfe**, who had 1,695 in his first two seasons en route to 3,495 in his career from 2006-09. Boyd is already one of just three UNLV players to ever post more than one 900-yard season, joining Wolfe (2006, '08) and **Demond Thompkins**, who was the first to do it in consecutive campaigns in 1992, '93. Boyd, a former FWAA Freshman All-America and Mountain West Conference Freshman of the Year in 2014, was named second team All-MW last fall and is a unanimous preseason first team pick in 2016. It marked the sixth time in the last 10 years that UNLV placed a WR on the All-MW first or second teams and, remarkably, five of the program's six all-time leaders in receptions have played since the MW was formed in 1999 (Wolfe, **Casey Flair**, **Devante Davis**, **Earvin Johnson** and **Phillip Payne**).

TRIPLE (OT) PLAY

UNLV OVERTIME HISTORY (4-10)

| GAME | DATE | SCORE | OTs | PTS |
|-------------------------|----------------|----------|-----|-----|
| UNLV at San Diego State | Oct. 18, 1997 | L, 20-17 | 1 | 0 |
| UNLV vs. San Jose State | Nov. 22, 1997 | L, 55-48 | 1 | 0 |
| UNLV vs. Wyoming | Oct. 17, 1998 | L, 28-25 | 1 | 0 |
| UNLV at Ole Miss | Oct. 28, 2000 | L, 43-40 | 1 | 3 |
| UNLV vs. Wyoming | Nov. 2, 2002 | W, 49-48 | 1 | 7 |
| UNLV vs. BYU | Oct. 25, 2003 | L, 27-20 | 1 | 0 |
| UNLV vs. Wyoming | Nov. 6, 2004 | L, 53-45 | 3 | 14 |
| UNLV vs. New Mexico | Oct. 14, 2006 | L, 39-36 | 1 | 0 |
| UNLV at Arizona State | Sept. 13, 2008 | W, 23-20 | 1 | 3 |
| UNLV vs. Iowa State | Sept. 20, 2008 | W, 34-31 | 1 | 6 |
| UNLV vs. Minnesota | Aug. 30, 2012 | L, 30-27 | 3 | 14 |
| UNLV vs. Fresno State | Oct. 19, 2014 | W, 30-27 | 1 | 3 |
| UNLV vs. San Jose State | Oct. 10, 2015 | L, 33-27 | 1 | 0 |
| UNLV vs. Idaho | Sept. 24, 2016 | L, 33-30 | 1 | 3 |

UNLV has lost two straight overtime games, including one each in 2016 and '15. In 2008, the Rebels won back-to-back OT games at No. 13 Arizona State and then at home vs. Big 12 team Iowa State. They became only the sixth team to ever win in overtime in consecutive games: Northwestern did it in 2004 and '07, Boston College (2006), TCU (2005), USF (2003) and San Diego State (1998).

SANCHEZ PART OF SELECT COACHING GROUP

UNLV's **Tony Sanchez** is just the fifth man in the modern era of college football to move directly from being a head coach at a high school to being head coach at a university that was part of what is now known as the FBS. Sanchez, of course, only had to move across the city after going 85-5 in six seasons while leading 2014 national champion Bishop Gorman High School in Las Vegas. **Jim Bradley**, who passed away in 2015, was the first to do it when he went across town to take over at NMSU.

| COACH | HIGH SCHOOL (CITY) | SCHOOL | RECORD | YEARS |
|---------------------|---|------------------|-------------|----------------|
| Jim Bradley | Mayfield HS (Las Cruces, NM) | New Mexico State | 23-31-1 | 1973-77 |
| Bob Commings | Massillon Washington HS (Massillon, OH) | Iowa | 18-37 | 1974-78 |
| Gerry Faust | Moeller HS (Cincinnati, OH) | Notre Dame | 30-26-1 | 1981-85 |
| Todd Dodge | Carroll Senior HS (Southlake, TX) | North Texas | 6-37 | 2007-10 |
| Tony Sanchez | Bishop Gorman HS (Las Vegas) | UNLV | 5-12 | 2015-SA |

LOTULELEI NAMED TO POLY AWARD LIST

UNLV linebacker **Tau Lotulelei** was named to the 2016 Polynesian College Football Player of the Year Watch List. The senior, who was also on the same list in 2015, joins five other players from Mountain West schools and 38 overall this fall. Lotulelei, native of Kihei, Hawai'i, was named 2016 preseason First Team All-Mountain West by Phil Steele's, Sporting News and ESPN and second team by Lindy's. Last year he started nine games for the Rebels and still managed honorable mention All-MW despite missing significant time with injury. He ranked 15th in the league with 7.0 tackles per game and led the team with 11.5 tackles-for-loss and three quarterback sacks. He enters his final collegiate season with 201 career tackles, 26 TFL and six sacks. The award is presented annually to the most outstanding Polynesian college football player that epitomizes great ability and integrity. Former University of Oregon, and current Tennessee Titans Quarterback, **Marcus Mariota** was selected as the inaugural recipient of the Award in 2014 and former University of Notre Dame, and current Baltimore Ravens Offensive Lineman, **Ronnie Stanley**, who was coached in high school by **Tony Sanchez**, received last year's honor. The winner of the 2016 Polynesian College Football Player of the Year Award will be announced on Dec. 7, 2016. Five finalists will be unveiled November 17. The formal presentation of the award will be held at the Celebration Dinner during the Polynesian Football Hall of Fame Enshrinement Weekend on Jan. 20, 2017. The Watch List candidates were selected based on past performance and future potential. The finalists and the winner will be chosen by the Polynesian Football Hall of Fame Selection Committee, which includes Coaches **Dick Tomey** (Chairman), **LaVell Edwards**, **Ron McBride** and **Dick Vermeil**, past NFLPA President and Inaugural Inductee **Kevin Mawae**, ESPN Sportscaster **Neil Everett**, NFL player personnel legend **Gil Brandt** and Honolulu Sportscaster **Robert Kekaula**.

KREITLER IS MAN IN THE MIDDLE



UNLV senior offensive lineman **Will Kreitler** (pronounced KRITE-ler) is part of the official Fall Watch List released by the Rimington Trophy Committee. The Rimington Trophy is presented annually to the most outstanding center in college football. Kreitler earned 2015 Honorable Mention All-Mountain West Conference and is a 2016 preseason Second Team All-MW choice by Phil Steele's and a third-team pick by Athon. The native of Gilbert, Arizona, was one of UNLV head coach **Tony Sanchez**'s first recruits and the

midyear transfer from Scottsdale Community College did not disappoint for the Rebels. He started all 12 games in the middle and only allowed one quarterback sack while leading a line that helped three different running backs combine for five 100-yard rushing efforts. The finalists for the Rimington will be announced December 5 and the winner will be recognized at the Rimington Trophy Presentation at the Rococo Theatre in Lincoln, Nebraska, on Jan. 14, 2017.

THE YOUNG-INS

UNLV saw five true freshmen play in the 2016 opener (all offensive players: OL **Jaron Caldwell**, OL **Julio Garcia**, RB **Charles Williams**, WR **Mekhi Stevenson** and WR **Elijah Trosclair**. Williams, who moved up the depth chart during camp to No. 2 at tailback, came in to lead the team in rushing with 96 net yards on just 12 carries, including a 17-yard touchdown run. In addition, redshirt freshman DB **Evan Austrie** and OL **Justin Polu** made their first career starts. Redshirt freshmen seeing action were DB **Soli Afalava**, DL **Nick Dehdashtian**, DB **Jericho Flowers**, DB **Javin White**, LB **Gabe McCoy**, QB **Dalton Sneed** and WR **Darren Woods** to make it 14 total freshmen on the field vs. Jackson State. In the recent past, the Rebels played 11 (2015), 5 (2014), 11 (2013), 7 (2012), 13 (2011) and 14 (2010) total freshmen in the first game of the year.



Williams



FOLLOW THE REBELS:



UNLVREBELS.COM

ON THE WEB

UNLV and CBSsports.com College Network again team up to present REBEL FOOTBALL GAME DAY CENTRAL, which can be found on the web at www.unlvrebels.com. Also, the weekly release "UNLV Football News" can be accessed in its entirety by Monday morning during game weeks. The complete document will be available in printable form through Adobe Acrobat Reader, which offers a free reader program directly accessible from the football section of the site.



ON TWITTER

@unlvathletics
@unlvfootball
@unlvsanchez



ON FACEBOOK

facebook.com/unlvathletics
facebook.com/unlvfootball



ON INSTAGRAM

@unlvathletics
@unlvfootball

www.unlvrebels.com

REB ZONE SPORTS SHOW IS BACK

KVVU FOX5 has been the home of the official UNLV television coach's show since 2013. The "Reb Zone Sports Show" airs Sunday nights at 11 p.m. exclusively on FOX5 following FOX5 News at 10p Weekend Edition and FOX5 SportsPlus. Each week, FOX5 Sports Director **Kevin Bolinger** and UNLV Head Football Coach **Tony Sanchez** break down post-game highlights, feature player profiles, preview the next opponent and give a weekly wrap of Mountain West Conference play. UNLV men's basketball head coach **Marvin Menzies** will join Bolinger in the Reb Zone during the Runnin Rebels' season. "FOX5 is a big supporter of UNLV academics and athletics and we are excited about this partnership," said Vice President and KVVU FOX5 General Manager, **Todd Brown**. "We are all about community and there is nothing better than a community that supports their college students and student-athletes. We look forward to another exciting season for both Rebel football and Runnin' Rebel basketball."



SIMPLY REB, PLEASE!

Please remember, UNLV (acronym on all references, please) is home to the REBEL football team -- not the Runnin' Rebels! Only the men's basketball team at UNLV is nicknamed the Runnin' Rebels.

REBELS ON THE AIR

UNLV football's radio broadcasts, including the coach's show, can be heard again in Southern Nevada this fall on ESPN 1100 AM and on 100.9 FM. The UNLV IMG College Network includes an affiliate to the north, Reno radio station Fox Sports Radio 1450 AM, which is also owned by Lotus Broadcasting. **Russ Langer** enters his fourth season as the team's play-by-play voice after completing his 17th season calling the action for the Las Vegas 51s, which is the Triple-A affiliate of the New York Mets. Joining him in the booth is former college and NFL star **Mike Pritchard**, who is in his 11th season as the school's analyst.





SANCHEZ WEEKLY RADIO SHOW

The "Tony Sanchez Radio Show" will be broadcast live each Wednesday from 6-7 p.m. PT. This marks the sixth straight year that the UNLV coach's radio show will originate from Born And Raised Tavern & Lounge in Summerlin. The show is broadcast live on ESPN 1100 AM and 100.9 FM. Fans are invited to come and join Coach Sanchez, UNLV football play-by-play radio announcer **Russ Langer** and ESPN Radio personality and UNLV radio analyst **Mike Pritchard** in person each week during the season.




ONE-OF-A-KIND DESIGN

Sam Boyd Stadium underwent a \$1.2 million renovation on its field level in the summer of 2015 that included a new \$800,000 playing surface. Two rows of seats on both the West and East sides were eliminated to create a wider field and a new official stadium capacity for football of 35,500. The highlight of the project, however, was the installation of a new football field for the first time since 2003. The state-of-the-art, 100-percent Made in the USA, SPRINTURF synthetic surface features a shock pad for player safety. Given the advantages of a blank green canvas with no sewn-in markings, UNLV head coach **Tony Sanchez** looked to go bold with the program's new field design and the Vegas-themed look made national news when the rendering was released in August of last year. The world-famous "Welcome to Fabulous Las Vegas" sign makes an appearance in the black end zones along with "REBELS" in red. Yardage numbers are displayed in a unique retro Las Vegas font and lay atop red and gray diamonds made famous in the iconic old Stardust hotel sign. The 50-yard-line markers are gray sunbursts taken from the top of the aforementioned Las Vegas sign. Finally, a gray strip borders the entire field. The entire design, including the Mountain West Conference logos and midfield UNLV primary logo, is painted by stadium personnel in the final weeks leading up to kickoff.



"Las Vegas is so important to our University and our football program wants to be a big part of the Las Vegas community. We are fortunate to live in one of the world's great destinations and these innovative designs are one of the ways we proudly represent our city."

--Head coach Tony Sanchez



HOLD IT!

A positive recent trait UNLV carried over into the **Tony Sanchez** coaching era is the ability to hold on to the football. Exhibit A: the 2015 Rebels tied for fourth in the nation for fewest lost fumbles last season with just four, three of which came from the quarterback spot (**Kurt Palandech** vs. UCLA and SDSU, **Blake Decker** vs. Hawai'i). In fact, when freshman **Lexington Thomas** lost the ball after a seven-yard rush against the Aztecs, it marked the first lost fumble by a Rebel running back in exactly two years. UNLV had gone 646 straight carries since its last lost fumble on a RB carry on Nov. 21, 2013, at Air Force. That came just a year after the program set a school record for fewest lost fumbles in a season with three. That 2014 total bested the previous record of five given away in 2013, 2009 and 1999. In fact, as a team, the Rebels have averaged just 5.16 lost fumbles per year since the start of the 2010 season

FEWEST UNLV FUMBLES LOST

| RK | NO | GM | YEAR |
|----|----|----|------|
| 1. | 3 | 12 | 2014 |
| 2. | 4 | 12 | 2015 |
| 3. | 5 | 13 | 2013 |
| | 5 | 12 | 2009 |
| | 5 | 11 | 1999 |

OH CAPTAIN, MY CAPTAINS

Four players, two from each side of the ball, were voted UNLV football's permanent team captains for the 2016 season. After a vote by players, senior linebackers **Ryan McAleenan** (Glendale, CA/St. Francis HS) and **Tau Lotulelei** (Kihei, HI/Maui HS) will represent the defense while senior center **Will Kreidler** (Gilbert, AZ/Gilbert HS) and senior running back **David Greene Jr.** (Dallas, TX/Skyline HS) will lead the offense this fall.

www.unlvrebels.com

**2016
MW STANDINGS**

| TEAM | CONF | ALL | STK |
|--------------------------|------------|------------|-----------|
| MOUNTAIN DIVISION | | | |
| Air Force | 1-0 | 4-0 | W4 |
| #19/19 Boise State | 1-0 | 4-0 | W6 |
| Wyoming | 1-0 | 3-2 | W1 |
| Colorado State | 0-1 | 2-3 | L2 |
| New Mexico | 1-0 | 2-2 | W1 |
| Utah State | 0-2 | 2-3 | L2 |
| WEST DIVISION | | | |
| UNLV | 1-0 | 2-3 | W1 |
| Hawai'i | 1-0 | 2-3 | W1 |
| Nevada, Reno | 0-1 | 2-3 | L2 |
| Fresno State | 0-1 | 1-4 | L3 |
| San Jose State | 0-1 | 1-4 | L3 |
| San Diego State | 0-0 | 3-1 | L1 |

MW THIS WEEK

FRIDAY

Boise State at New Mexico (CBS SN)

SATURDAY

Air Force at Wyoming

Hawai'i at San Jose State

Fresno State at UNR (ESPN3)

UNLV at San Diego State (ESPNU)

Utah State at Colorado State (CBS SN)

MW LAST WEEK

Air Force 28, Navy 14

New Mexico 48, San Jose State 41

Hawai'i 38, UNR 17

South Alabama 42, San Diego State 24

UNLV 45, Fresno State 20

Boise State 21, Utah State 10

Wyoming 38, Colorado State 17



www.unlvrebels.com

GREENE WEARING WIESNER JERSEY


During UNLV's home-opening football game vs. Jackson State, senior running back **David Greene Jr.** was recognized as this year's recipient of the Tom Wiesner Award (pronounced "WEEZE-ner). For the 15th consecutive year, coaches and seniors on the football team selected the player who best exemplifies the courage, enthusiasm, dedication and toughness of the late



Mr. **Tom Wiesner**. Greene, a three-year letterman from Dallas, Texas, who is also one of four team captains this fall, is just the third running back to be selected to wear the "Wiesner Jersey" during a season. A Wisconsin native and three-time letterman on the Badger football team, Mr. Wiesner sought his fortune out West and became one of the Las Vegas' leading businessmen, philanthropists, politicians and ambassadors. The founder of the successful restaurants that are part of Big Dog's Hospitality Group, Mr. Wiesner helped guide Rebel Athletics from their infancy and was inducted into the UNLV Athletics Hall of Fame as a Distinguished Contributor in 1994. Also a member of the Nevada Board of Regents, he died in 2002 at the age of 63 after a battle with Leukemia.

ALL-TIME WIESNER AWARDS

| YEAR | PLAYER | POS |
|------|------------------|-----|
| 2002 | Tony Terrell | OL |
| 2003 | Dominic Furio | OL |
| 2004 | Jamaal Brimmer | DB |
| 2005 | Joe Miklos | DB |
| 2006 | Erick Jackson | RB |
| 2007 | Chris Butler | TE |
| 2008 | Jacob Hales | DL |
| 2009 | Ryan Wolfe | WR |
| 2010 | Isaako Aaitui | DL |
| 2011 | Bryce Saldi | LB |
| 2012 | Aaron Reed | TE |
| 2013 | Max Johnson | FB |
| 2014 | Brian Roth | OL |
| 2015 | Sonny Sanitoa | DL |
| 2015 | David Greene Jr. | RB |



BIG D TD

After going two entire seasons without a defensive touchdown, UNLV has turned in five in the last 14 games dating back to last year. The opener vs. Jackson State saw to such scores in the third quarter. First, big man **Nick Dehdashtian**, playing in his first collegiate game, picked up a fumble and rumbled 28 yards into the end zone. Then, just a few plays later, senior CB **Torry McTyer** brought in his second career interception and returned it 43 yards for a score to close out the third quarter. Last fall, after nearly five years without returning an interception for a touchdown, the UNLV defense posted one in back-to-back games. Against Idaho State, DB **Troy Hawthorne** took an interception back for a 47-yard score. Remarkably, it marked the first pick-six for a Rebel player since **Will Chandler** returned one 19 yards vs. Wisconsin in 2010. One week later, at Nevada, Reno, LB **Ryan McAlleenan** returned an INT 52 yards to help secure the victory at Mackay Stadium. Then, against Boise State, DB **Fred Wilson** scooped and scored from one yard out to mark the program's first fumble return for a TD since doing it at Boise State in 2012.





RECORD GIFT ANNOUNCED FOR FERTITTA FOOTBALL COMPLEX

UNLV Athletics announced the largest single gift in its history on September 13 as the Fertitta Family has pledged \$10 million toward the construction of a state-of-the-art football training facility, which will be known as the Fertitta Football Complex. The 73,000-square-foot, two-level complex will be built on campus in the north end of the team's practice area and overlook the Ernie Becker Sr. Football Fields at Bill "Wildcat" Morris Rebel Park. The Fertitta Football Complex will become the day-to-day home of the program and include an academic center, locker rooms, offices, meeting rooms, strength & conditioning center, media room, training table and nutrition bar, athletic training center and player lounge.

The **Fertitta Family** had the following statement: "We believe in the future of Rebel Football under Tony Sanchez's leadership and are proud to join others in the community in helping make this vital building block for the program become a reality."

A lead gift of \$2 million, which was previously the largest ever earmarked for UNLV Football and came from a donor who wished to remain anonymous, was announced in late May. With this naming rights announcement, more than \$16 million has been pledged toward the project, which is expected to cost between \$24-26 million and begin construction in early spring and open to the student-athletes and staff approximately 10 months later.

"This is a day that will be long remembered at UNLV as it is the day that Rebel Football officially takes the next big step," said UNLV Director of Athletics **Tina Kunzer-Murphy**. "The lead gift we announced earlier this year got the ball rolling in this community and we have had a lot of people step up in major ways in order to help this program begin to reach its full potential. I thank the Fertittas for their program-changing gift and I know they join me in saying that we need more of the families of Southern Nevada to join the Rebels on this journey."

"As I've said since the day I was hired here, I am excited about the future of this program and its limitless potential," said second-year head coach **Tony Sanchez**. "I want to thank the Fertittas for not just this amazing gift but also for everything they do in the community. I also want to thank everyone else who has stepped up with significant and important contributions as they help us turn Rebel Football into a national program." The previous largest single gift to UNLV Athletics was \$7.2 million from the Mendenhall Family toward the construction of the men's basketball training facility in 2012.

"The Fertitta Family has been a longtime supporter of UNLV and we are grateful for the incredible generosity they have demonstrated over the years, including today," said UNLV President **Len Jessup**. "Having state-of-the-art facilities for athletics, particularly for football, contributes to the overall success of our programs and helps position the university for future realignment to a Power 5 Conference. Elevating UNLV Athletics is a critical part of our vision to become one of the best, top-tier public universities in the country."



PRACTICE PALACE

One of college football's largest and most impressive areas of its kind, Bill "Wildcat Morris Rebel Park has been transformed into an athletics showcase over the past decade. In 2010, a state-of-the-art UBU synthetic surface was installed at a cost of \$700,000, replacing an artificial surface originally installed in 2002 thanks to a \$1 million gift from the family of Ernie Becker Sr. The new surface and lighting system followed other donations secured since 1999, such as dozens of palm trees to line the fields and a desert garden built behind a Rebel Red archway welcoming fans, all of which have turned the park into one of the most aesthetically pleasing sports training facilities in the nation.



UNLV FUTURE NON-CONFERENCE OPPONENTS

2017

S. 2 TBA
S. 9 at Idaho
S. 23 at Ohio State
N. 11 BYU

2018

S. 1 at USC
S. 22 at Arkansas State

2019

S. 7 ARKANSAS STATE

2020

S. 5 LA TECH
S. 12 at Arizona State
S. 19 at Iowa State

www.unlvrebels.com

REBELATIONS...

UNLV has now either led or trailed by a touchdown or less during the fourth quarter in 13 of 17 games under head coach **Tony Sanchez** ... After not attempting a field goal in the first three games of the season, UNLV is 4-4 in the last two outings as **Evan Pantels** is perfect on the year in both field goals and extra points (24-24) ... With the win over Fresno State, the Rebels

took their MW opener at home for just the third time since the league started in 1999 ... Facing third-and-11, QB **Dalton Sneed** ran for a 91-yard touchdown that marked the longest offensive play from scrimmage in UNLV history. The previous longest rush was 89 yards by **Darin Brightmon** vs. New Mexico State in 1989. The longest pass play in Rebel history is 87 yards in 1977. The Sneed run also set a Sam Boyd Stadium record, which includes all UNLV games plus 24 Las Vegas Bowls and a trio of WAC Championship games ... UNLV celebrated Homecoming against the Bulldogs with a "Blackout" and wore black helmets for the first time in the 49-year history of the program. Their black helmets, jerseys and pants also marked the first time that the school's mascot, Hey Reb, appeared on a Rebel helmet ... For the first time in 17 games under Sanchez, the Rebels won the coin toss and elected to defer until the second half ... Senior RB **David Greene**, who was voted one of four team captains this fall, came into the season with zero career touchdowns but after finding the end zone twice in the fourth quarter against Fresno State, he now has three in 2016 ... UNLV out rushed Fresno State by exactly 300 yards (364-64) and posted the same amount of net rushing yards (364) in back-to-back weeks ... UNLV and Fresno State posted the first scoreless first quarter in a Rebel game since Hawaii visited Sam Boyd Stadium on Oct. 12, 2013 ... With **Charles Williams** posting his first career 100-yard rushing game, finishing with 153 on 18 carries against FS, UNLV already has six individual 100-yard rushing efforts this fall from four different players ... UNLV took a 21-7 lead into halftime with a 61-yard touchdown pass play from **Dalton Sneed** to true freshman **Elijah Trosclair**. It was the first scoring pass of Sneed's career and the first TD for Trosclair ... When **Johnny Stanton** hit fullback **Marc Philippi** for a four-yard touchdown pass against Idaho, it marked the first career score for the senior from Las Vegas who spent most of his time as a Rebel on defense ... The Rebels are without returning starting wide receiver **Kendal Keys** in 2016 as the would-be junior

LONGEST UNLV PLAYS

| CAT | YDS | PLAYER | OPPONENT | YEAR |
|------|-----|--------------|---------------|------|
| RUSH | 91 | Dalton Baker | Fresno State | 2016 |
| REC | 87 | Henry Verren | NAU | 1977 |
| INT | 100 | Pat Medchill | Southern Utah | 1970 |
| FR | 100 | Kevin Thomas | Baylor | 1999 |
| KOR | 99 | Ken Bowles | Cal Poly | 1976 |
| PR | 86 | Greg Brown | Oregon Tech | 1970 |

100-YD RUSHING GAMES BY A UNLV QB (10)

| RK | YDS | AVG | TD | PLAYER | OPPONENT | YEAR |
|-----|-----|------|----|----------------|----------------|------|
| 1. | 165 | 9.2 | 1 | Hunkie Cooper | Oregon State | 1991 |
| 2. | 147 | 9.8 | 1 | Dalton Sneed | Fresno State | 2016 |
| 3. | 135 | 7.1 | 0 | Omar Clayton | Colorado State | 2007 |
| 4. | 131 | 7.3 | 0 | Johnny Stanton | Idaho | 2016 |
| 5. | 129 | 9.1 | 1 | Travis Dixon | at Utah State | 2007 |
| 6. | 126 | 12.6 | 2 | Jason Thomas | at Hawai'i | 2000 |
| 7. | 107 | 5.1 | 1 | Jason Thomas | at Iowa State | 2000 |
| 8. | 104 | 6.1 | 1 | Shane Steichen | Idaho | 2005 |
| 9. | 103 | 8.6 | 0 | Jason Thomas | at Arkansas | 2001 |
| 10. | 103 | 6.9 | 0 | Derek Stott | Pacific | 1991 |



underwent knee surgery in late August after an injury suffered late in camp. Keys, who hauled in 43 receptions for 515 yards and six touchdowns in 2015, is the younger brother of senior starting safety **Kenny Keys**. The younger Keys will still have two seasons of eligibility remaining when he returns in 2017. Keys was just the first of three starting WRs going down this season for UNLV as sophomore **Brandon Presley** was injured in the season opener and has not returned, and freshman **Darren Woods Jr.** left Saturday's game vs. Fresno State with a serious leg injury ... Against Idaho, **Johnny Stanton** became the seventh quarterback in UNLV history to rush for more than 100 net yards in a game. Just one week later, **Dalton Sneed** (pictured, left) gave UNLV its first back-to-back 100-yard rushing games by quarterbacks when he went for 147 vs. Fresno State. Sneed's total ranks second in UNLV history, trailing only **Hunkie Cooper's** 165 yards vs. Oregon State in 1991.

Evan Austrie 17 | DB | 6-0 | 200 | FR-RS

- Injured during game at CMU (Sept. 17, 2016) and the following games.
- Made second career start at CMU (Sept. 17, 2016) before leaving the game due to injury
- Made first career start against JSU (Sept. 1, 2016)
- Tallied three total tackles in first game as a Rebel
- Redshirted 2015 season as a true freshman
- A standout prepster who played on both sides of the ball

CAREER DEFENSIVE

| Year | GP/GS | UT | AT | TT | TFL | SACK | FF | BLK |
|------------|------------|----------|----------|----------|--------------|------------|----------|----------|
| 2016 | 3-2 | 6 | 2 | 8 | 0.0-0 | 0-0 | 0 | 0 |
| TOT | 3-2 | 6 | 2 | 8 | 0.0-0 | 0-0 | 0 | 0 |

GAME HIGHS

Tackles 3, vs. Jackson State (Sept. 1, 2016)

Nicolai Bornand 40 | K | 6-1 | 225 | SR-3L

- Performed kickoffs for the Rebels in the season opener against Jackson State (Sept. 1, 2016) and against Fresno State (Oct. 1, 2016)
- Kicked a 49-yard game-tying field goal against San Jose State (Oct. 10, 2015), which sent the game into overtime
- Recorded a career-high 14 points against Idaho State (Sept. 26, 2015)
- Kicked three field goals against Northern Illinois (Sept. 5, 2015), including a 51-yard FG in the 2015 season opener
- Earned second Mountain West Special Teams Player of the Week honor of the season after nailing two field goals, including the game winner, against Fresno State (Oct. 10, 2014).
- Named the MW Special Teams Player of the Week after performance against UNC (Sept. 6, 2014).
- Tied a school record for longest field goal after nailing a 54-yard kick against Northern Colorado (Sept. 6, 2014)

CAREER

| Year | GP | FGM | FGA | FG PCT. | LG | PTS |
|--------------|-----------|-----------|-----------|--------------|-----------|-----------|
| 2016 | 1 | 0 | 0 | 0.000 | N/A | 0 |
| 2015 | 12 | 12 | 17 | 0.706 | 51 | 79 |
| 2014 | 7 | 4 | 6 | 0.667 | 54 | 16 |
| 2013 | 10 | 0 | 0 | 0.000 | 0 | 0 |
| TOTAL | 30 | 16 | 23 | 0.696 | 54 | 95 |

GAME HIGHS

Longest FG Attempt 54, vs. Northern Colorado (Sept. 6, 2014)
 Longest FG Made 54, vs. Northern Colorado (Sept. 6, 2014)
 Points Scored 14, vs. Idaho State (Sept. 26, 2015)

Devonte Boyd 83 | WR | 6-1 | 180 | JR-2L

- Ranks 10th in the Mountain West, averaging 3.6 receptions yards per game
- Ranks 10th in the conference averaging 65.8 receiving yards per game
- Had caught at least one pass in all 27 games at UNLV but was unable to collect a reception at Central Michigan (Sept. 17, 2016)
- Caught four passes for a career-high 135 yards and three touchdowns against JSU (Sept. 1, 2016) and did not play in the second half
- Named to the 2016 Biletnikoff Award Preseason Watch List

- Represented UNLV offense at MW Media Days
- A unanimous 2016 preseason All-Mountain West selection
- Named the league's Most Dangerous Deep threat by Lindy's and Fastest Receiver by Sporting News
- Finished sophomore season with 54 receptions for 904 yards and seven touchdowns
- Earned All-Mountain West Second Team honors for the second consecutive year in 2015
- Made eight catches for a season-high 131 yards at Colorado State (Nov. 14, 2015)
- Finished with 120 receiving yards on six receptions, including a career-long 75 yard touchdown, against Hawaii (Nov. 7, 2015)
- Caught a season-high 10 passes for 116 yards against Boise State (Oct. 31, 2015)
- An honors candidate as a sophomore, hauled in five receptions for 107 yards in the season opener against Northern Illinois (Sept. 5, 2015)
- One of four sophomores named to the 2015 official preseason watch list for the Biletnikoff Award
- Earned multiple honors following rookie campaign, including being named the Mountain West Freshman of the Year and became the third player in program history to earn a spot on the Football Writers Association of America Freshman All-America Team
- Finished freshman season with 980 receiving yards, which was the most in the country amongst all freshmen during the regular season
- Shattered the UNLV receiving record for most receptions and yards in a season by a freshman, finishing with 65 receptions for 980 yards (breaking Ryan Wolfe's record of 55 receptions for 911)
- Made a career-high 11 receptions for 108 yards against New Mexico (Nov. 1, 2014)
- Caught first career touchdown at San Diego State (Sept. 27, 2014), hauling in a 44-yard reception
- Made first career catch at Arizona (Aug. 29, 2014)
- Hauled in six catches for 102 yards against the Wildcats
- Became only the second freshman in school history (first was Ryan Wolfe) to have over 100 yards receiving in debut game
- Supremely athletic ball-catcher that hails from Henderson and is originally from New Orleans, LA

CAREER RECEIVING

| Year | GP/GS | REC | YDS | AVG | TD | LG |
|--------------|--------------|------------|-------------|-------------|-----------|-----------|
| 2016 | 5-5 | 18 | 329 | 18.3 | 3 | 56 |
| 2015 | 12-12 | 54 | 904 | 16.7 | 7 | 75 |
| 2014 | 13-11 | 65 | 980 | 15.1 | 4 | 56 |
| TOTAL | 30-28 | 134 | 2167 | 16.2 | 14 | 75 |

GAME HIGHS

Receptions 11, vs. New Mexico (Nov. 1, 2014)
 Yards 135, vs. Jackson State (Sept. 1, 2016)
 Long 75, vs. Hawaii (Nov. 7, 2015)
 Touchdowns 3, vs. Jackson State (Sept. 1, 2016)

BOYD'S CAREER 100-YARD GAMES

| OPP | DATE | REC | YDS | TD | LG |
|-------------------|----------|-----|-----|----|----|
| Jackson State | 9/1/16 | 4 | 135 | 3 | 56 |
| Wyoming | 11/28/15 | 6 | 122 | 1 | 38 |
| Colorado State | 11/14/15 | 8 | 131 | 0 | 34 |
| Hawaii | 11/7/15 | 6 | 120 | 1 | 75 |
| Boise State | 10/31/15 | 10 | 116 | 0 | 30 |
| Northern Illinois | 9/5/15 | 5 | 107 | 1 | 64 |
| New Mexico | 11/1/14 | 11 | 108 | 0 | 21 |
| Utah State | 10/25/14 | 6 | 128 | 1 | 43 |
| Arizona | 8/29/14 | 6 | 102 | 0 | 52 |

Xzavier Campbell 35 | RB | 5-11 | 215 | SO-1L

- Rushed for 52 yards on 10 attempts in 2016 season opener vs. Jackson State (Sept. 1, 2016)
- Led all Rebel rushers in 2015 with five touchdowns
- Finished third on the team as a freshman with 469 rushing yards
- One of three Texans who will line up in the backfield this season for the Rebels
- Made first receiving touchdown against San Diego State (Nov. 21, 2015)
- Rushed for a career-high 139 yards and two touchdowns against Idaho State (Sept. 26, 2015)
- Rushed for a 57 yards against UCLA (Sept. 12, 2015)
- Made first career appearance as a Rebel at Northern Illinois (Sept. 5, 2015)

CAREER RUSHING

| Year | GP/GS | ATT | YDS | AVG | TD | LG |
|------------|-------------|-----------|------------|------------|----------|-----------|
| 2016 | 4-0 | 11 | 56 | 5.1 | 0 | 31 |
| 2015 | 12-0 | 88 | 469 | 5.3 | 5 | 53 |
| TOT | 15-0 | 99 | 525 | 5.3 | 5 | 53 |

GAME HIGHS

Attempts 12, at Nevada, Reno (Oct. 3, 2015)
 Yards 139, vs. Idaho State (Sept. 26, 2015)
 Long 53, vs. Idaho State (Sept. 26, 2015)
 Touchdowns 2, vs. Idaho State (Sept. 26, 2015)

Michael Chevalier 77 | OL | 6-3 | 300 | JR-TR

- Made first career start at UNLV vs. JSU (Sept. 1, 2016)
- A junior college transfer who enrolled at UNLV in January and took part in spring practice
- Spent two seasons at San Diego Mesa College and earned first team all-conference honors in 2015

CAREER GAMES PLAYED

| Year | GP/GS |
|--------------|------------|
| 2016 | 5-5 |
| TOTAL | 5-5 |

David Greene 22 | RB | 6-0 | 210 | SR-3L

- Rushed for two touchdowns against Fresno State (Oct. 1, 2016)
- Scored first career touchdown against JSU (Sept. 1, 2016)
- Voted a 2016 team captain by teammates
- Named the 2016 Wiesner Award winner prior to the season
- Played in eight games as a junior and rushed 11 times for 69 yards
- Versatile athlete who has played on both sides of the ball for UNLV
- Granted medical hardship waiver in 2014
- Named UNLV's Co-Special Teams Player of the Year after turning in big hits on kick coverage in 2013

CAREER RUSHING

| Year | GP/GS | ATT | YDS | AVG | TD | LG |
|--------------|-------------------------|-----------|------------|------------|----------|-----------|
| 2016 | 5-0 | 18 | 92 | 5.1 | 3 | 16 |
| 2015 | 8-0 | 11 | 69 | 6.3 | 0 | 28 |
| 2014* | 3-0 | 3 | 14 | 4.7 | 0 | 9 |
| 2013 | DID NOT PLAY ON OFFENSE | | | | | |
| 2012 | DID NOT PLAY ON OFFENSE | | | | | |
| TOTAL | 42-0 | 32 | 175 | 5.5 | 3 | 28 |

*Earned Medical Redshirt

GAME HIGHS

Attempts 8, vs. Idaho State (Sept. 26, 2015)
 Yards 62, vs. Idaho State (Sept. 26, 2015)
 Long 28, vs. Idaho State (Sept. 26, 2015)
 Touchdowns 2, vs. Fresno State (Oct. 1, 2016)

Troy Hawthorne 11 | DB | 6-3 | 210 | SR-3L

- Made a career-high 10 tackles at Central Michigan (Sept. 17, 2016)
- Has forced two fumbles already in 2016, which ranks tied for second in the Mountain West and tied for 13th in the NCAA
- Forced and recovered a fumble at UCLA (Sept. 10, 2016) and also finished with four tackles, including a TFL, and a pass breakup
- Earned first career start vs. Jackson State (Sept. 1, 2016)
- Finished with five tackles, a forced fumble and an interception against the Tigers
- Also serves as the team's holder for field goals
- A converted quarterback who played in all 12 games as a junior and finished with 32 tackles
- Grabbed first career interception vs. Idaho State in 2015 and returned it 47 yards to mark the team's first pick-six in five years

CAREER DEFENSIVE

| Year | GP/GS | UT | AT | TT | TFL | SACK | FF | INT |
|------|-------|----|----|----|--------|------|----|------|
| 2016 | 5-5 | 17 | 16 | 33 | 3.0-12 | 0-0 | 2 | 1-0 |
| 2015 | 12-0 | 26 | 6 | 32 | 0-0 | 0-0 | 0 | 1-47 |
| 2014 | 13-0 | 7 | 1 | 8 | 0-0 | 0-0 | 0 | 0-0 |
| 2013 | 12-0 | 1 | 3 | 4 | 0-0 | 0-0 | 0 | 0-0 |
| TOT | 42-5 | 51 | 26 | 77 | 2.0-9 | 0-0 | 2 | 2-47 |

GAME HIGHS

| | |
|-----------------|--|
| Tackles | 10, vs. Central Michigan (Sept. 17, 2016) |
| Tackle for Loss | 1.0, twice, last vs. UCLA (Sept. 10, 2016) |
| Forced Fumble | 1, twice, last vs. UCLA (Sept. 10, 2016) |
| Interceptions | 1, twice, last vs. Jackson State (Sept. 1, 2016) |

Tim Hough 13 | CB | 5-11 | 195 | SO-1L

- Finished with a season-high six tackles against Fresno State (Oct. 1, 2016)
- Tied UNLV freshman record with four interceptions in 2015
- Played in all 12 games and started the final nine as a freshman
- Led the squad, ranked fifth in the MW and 35th in the nation with four interceptions
- Recorded two pass breakups and turned in a career-high seven tackles Boise State (Oct. 31, 2015)
- Made first tackle for loss against San Jose State (Oct. 10, 2015)
- Recorded two interceptions against Idaho State (Sept. 26, 2015) and also returned a blocked field goal
- Made first career start against Idaho State (Sept. 26, 2015)
- Made first career appearance at Northern Illinois (Sept. 5, 2015)

CAREER DEFENSIVE

| Year | GP/GS | UT | AT | TT | TFL | SACK | PBU | INT |
|-------|-------|----|----|----|-------|------|-----|------|
| 2016 | 5-3 | 10 | 4 | 14 | 1.0-5 | 0-0 | 0 | 0 |
| 2015 | 12-9 | 25 | 7 | 32 | 1.0-2 | 0-0 | 4 | 4-58 |
| TOTAL | 17-12 | 35 | 11 | 46 | 2.0-7 | 0-0 | 4 | 4-58 |

GAME HIGHS

| | |
|-----------------|---|
| Tackles | 7, vs. Boise State (Oct. 31, 2015) |
| Tackle for Loss | 1.0, twice, last at Central Michigan (Sept. 17, 2016) |
| Pass Break-Ups | 2, vs. Boise State (Oct. 31, 2015) |
| Interceptions | 2, vs. Idaho State (Sept. 26, 2015) |

Mike Hughes Jr. 99 | DL | 6-2 | 315 | JR-2L

- Collected first career sack against Fresno State (Oct. 1, 2016)
- Named preseason First Team All-MW by Lindy's, second team by Phil Steele's and fourth team by Athlon heading into 2016 season
- Voted to the 2015 CoSIDA Academic All-District Team in 2015
- Made first career start at Northern Illinois (Sept. 5, 2015)
- Played in seven games as a true freshman and recorded 18 total tackles and 2.0 tackles for loss
- Made first career appearance at San Diego State (Sept. 27, 2014)

CAREER DEFENSIVE

| Year | GP/GS | UT | AT | TT | TFL | SACK | FF | FR |
|------|-------|----|----|----|--------|-------|----|----|
| 2016 | 5-5 | 7 | 1 | 8 | 1.0-9 | 1.0-9 | 0 | 0 |
| 2015 | 12-12 | 15 | 8 | 23 | 3.5-8 | 0-0 | 2 | 1 |
| 2014 | 7-0 | 3 | 15 | 18 | 2.0-4 | 0-0 | 0 | 0 |
| TOT | 24-17 | 25 | 24 | 49 | 6.5-21 | 1.0-9 | 2 | 1 |

GAME HIGHS

| | |
|-----------------|--|
| Tackles | 5, twice, last at Michigan (Sept. 19, 2015) |
| Tackle for Loss | 1.0, 3x, last vs Fresno State (Oct. 1, 2016) |
| Sacks | 1.0, vs. Fresno State (Oct. 1, 2016) |

Nathan Jacobson 64 | OL | 6-5 | 290 | SO-1L

- Started at right tackle to open 2016 season vs. Jackson State (Sept. 1, 2016)
- Played in seven games as a true freshman and started the last two

CAREER GAMES PLAYED

| Year | GP/GS |
|-------|-------|
| 2016 | 5-5 |
| 2015 | 7-2 |
| TOTAL | 12-7 |

Trevor Kanteman 9 | TE | 6-4 | 240 | JR-TR

- Midyear signee who joined the team in time for spring practices in 2016
- Originally started career at Illinois before playing at LA Pierce College

Kenny Keys 44 | DB | 6-4 | 200 | SR-3L

- Ejected during UCLA game (Sept. 10, 2016) following targeting penalty and sat out the first half against Central Michigan (Sept. 17, 2016)
- Played in every game and finished with 34 tackles, one interception and a forced fumble in 2015
- Played in every game as a junior and finished with 53 tackles in 2014
- Recorded a career-high 13 tackles vs. Air Force (Nov. 8, 2014)
- Received medical redshirt in 2013
- Made first career start against Air Force (Sept. 22, 2012)
- Tied for a team-high two interceptions as a freshman
- Older brother to WR Kendal Keys

CAREER DEFENSIVE

| Year | GP/GS | UT | AT | TT | TFL | PBU | INT | FF-FR |
|--------|-------|-----|----|-----|--------|-----|------|-------|
| 2016 | 5-3 | 15 | 5 | 20 | 1.0-1 | 0 | 0 | 0-0 |
| 2015 | 12-0 | 23 | 11 | 34 | 1.0-1 | 0 | 1-34 | 1-0 |
| 2014 | 13-0 | 36 | 17 | 53 | 3.0-11 | 2 | 0 | 0-1 |
| 2013* | 3-0 | 3 | 2 | 5 | 0-0 | 1 | 0 | 0-0 |
| 2012 | 12-5 | 25 | 20 | 45 | 0-0 | 1 | 2-32 | 0-0 |
| TOTALS | 45-10 | 102 | 55 | 157 | 5.0-13 | 4 | 2-66 | 1-1 |

GAME HIGHS

| | |
|---------------|---------------------------------------|
| Tackles | 13, vs. Air Force (Nov. 8, 2014) |
| Interceptions | 1, 3x, last vs. UCLA (Sept. 12, 2015) |

Will Kreitter 58 | C | 6-0 | 295 | SR-1L

- Voted a 2016 team captain by teammates
- Named to the Rimington Trophy Preseason Watch List heading into the season
- Named preseason Second Team All-MW by Phil Steele's and third team by Athlon
- An All-Mountain West Honorable Mention following 2015 season
- Allowed only one quarterback sack during the 2015 season and helped three different running backs rush for more than 450 yards
- Made first career start as a Rebel at Northern Illinois (Sept. 5, 2015)
- One of three midyear signees for UNLV in 2014
- Named to the NJCAA All-America Second Team in 2014
- Reunited with former UNLV QB Blake Decker in 2015 season after playing with him at Scottsdale Community College

CAREER GAMES PLAYED

| Year | GP/GS |
|-------|-------|
| 2016 | 5-5 |
| 2015 | 12-12 |
| TOTAL | 17-17 |

Matt Lea 23 | LB | 5-10 | 220 | JR-2L

- Made first start of the season at UCLA (Sept. 10, 2016)
- Missed time due to injury in 2015 but still played in eight games and made five starts
- Played in all 13 games as a freshman and made six starts
- First career start came at San Diego State (Sept. 27, 2014)
- Made a career-high 12 tackles against New Mexico (Nov. 1, 2014)
- Recovered first career fumble against Air Force (Nov. 8, 2014)

CAREER DEFENSIVE

| Year | GP/GS | UT | AT | TT | TFL | PBU | INT | FF-FR |
|------------|--------------|-----------|-----------|-----------|---------------|----------|----------|------------|
| 2016 | 5-3 | 3 | 2 | 5 | 0-0 | 0 | 0 | 0-0 |
| 2015 | 8-5 | 10 | 16 | 26 | 0-0 | 0 | 0 | 0-0 |
| 2014 | 13-6 | 32 | 20 | 52 | 3.0-11 | 1 | 0 | 0-1 |
| TOT | 26-14 | 45 | 38 | 83 | 3.0-11 | 1 | 0 | 0-1 |

GAME HIGHS

| | |
|------------------|---|
| Tackles | 12, vs. New Mexico (Nov. 1, 2014) |
| Tackles for Loss | 1.0, twice, last at BYU (Nov. 15, 2014) |
| Fumbles Rec. | 1, vs. Air Force (Nov. 8, 2014) |

Tau Lotulelei 55 | LB | 6-1 | 235 | JR-2L

- Averaging 8.6 tackles per game, which ranks tied for seventh in the Mountain West and tied for 58th in the nation
- Matched career-high with 15 tackles against Idaho (Sept. 24, 2016)
- Voted a 2016 team captain by teammates
- After first game, averaging 6 tackles per game, which ranks tied for 37th in the Mountain West
- Named preseason First Team All-MW by Phil Steele's, Sporting News and ESPN, second team by Lindy's and third team by Athlon
- An All-Mountain West Honorable Mention following junior campaign, despite missing time
- Turned in a season-high 12 tackles against Hawaii (Nov. 7, 2015)
- Named to the Preseason Polynesian College Football Player of the Year Watch List in both 2016 and 2015
- Led the Rebels with 100 tackles and 10.5 tackles-for-loss in 2014
- Also recorded three sacks and forced two fumbles as a sophomore
- Recorded career-highs 15 tackles and 3.0 tackles for loss at Utah State (Oct. 25, 2014)
- Recorded first career sack vs. Arizona (Aug. 29, 2014)
- Forced and recovered a fumble in the Heart of Dallas Bowl against North Texas (Jan. 1, 2014)
- Made first career start at Minnesota (Aug. 28, 2013)
- Younger brother of fellow LB and former Rebel standout John Lotulelei

CAREER DEFENSIVE

| Year | GP/GS | UT | AT | TT | TFL | SCK | FF-FR |
|--------------|--------------|------------|------------|------------|-----------------|---------------|------------|
| 2016 | 5-5 | 23 | 20 | 43 | 3.5-14 | 1.0-11 | 0-0 |
| 2015 | 10-9 | 40 | 28 | 68 | 11.5-34 | 3.0-20 | 0-0 |
| 2014 | 13-10 | 45 | 55 | 100 | 10.5-41 | 3.0-17 | 2-0 |
| 2013 | 11-5 | 15 | 16 | 31 | 4.0-15 | 0-0 | 1-1 |
| TOTAL | 39-29 | 122 | 122 | 244 | 29.5-104 | 7.0-48 | 3-1 |

GAME HIGHS

| | |
|------------------|---|
| Tackles | 15, twice, last vs. Idaho (Sept. 24, 2016) |
| Tackles For Loss | 3.0, twice, last vs. San Jose State (Oct. 10, 2015) |
| Sacks | 1.0, 6x, last vs. Fresno State (Oct. 1, 2016) |
| Forced Fumble | 1, vs. North Texas (Jan. 1, 2014) |
| Fumble Recovery | 1, vs. North Texas (Jan. 1, 2014) |

Ryan McAleenan 56 | LB | 6-2 | 220 | SR-2L

- Recovered first career fumble at Central Michigan (Sept. 17, 2016)
- Currently ranks 17th in the Mountain West, averaging 7.2 tackles per game
- Turned in a career-high 14 tackles at UCLA (Sept. 10, 2016)
- 2015-16 Bill Ireland Award winner, which is given to a student-athlete with the best performance in any sport by a Rebel against UNR
- Voted a 2016 team captain by teammates
- Represented the UNLV defense at the MW Media Days
- Named to preseason Third Team All-MW by Phil Steele's and fourth team by Athlon
- Played in all 12 games as a junior and led the team with 85 tackles
- Turned in a season-high 12 tackles against former school San Jose State (Oct. 10, 2015)
- Earned Mountain West Defensive Player of the Week honors after turning in an 11-tackle performance to go with an interception, which was returned for a touchdown, against UNR (Oct. 3, 2015)
- Played in all 13 games and started the final nine as a sophomore transfer for UNLV
- Finished with 70 tackles, which ranked fourth on the team, including one sack
- Made first career start at San Diego State (Sept. 27, 2014)

CAREER DEFENSIVE

| Year | GP/GS | UT | AT | TT | TFL | SCK | FF-FR |
|------------|--------------|------------|-----------|------------|---------------|---------------|------------|
| 2016 | 5-5 | 24 | 13 | 37 | 0-0 | 0-0 | 0-1 |
| 2015 | 12-12 | 52 | 33 | 85 | 4.0-12 | 1.5-9 | 1-0 |
| 2014 | 13-9 | 34 | 36 | 70 | 1.0-5 | 1.0-5 | 0-0 |
| TOT | 30-26 | 110 | 83 | 193 | 5.0-17 | 2.5-14 | 1-1 |

GAME HIGHS

| | |
|------------------|--|
| Tackles | 14, vs. UCLA (Sept. 10, 2016) |
| Tackles for Loss | 1.0, 4x, last vs. Idaho State (Sept. 26, 2015) |
| Sacks | 1.0, 2x, last vs. Idaho State (Sept. 26, 2015) |

Torry McTyer 4 | DB | 6-0 | 195 | SR-3L

- Ranks first in the Mountain West and tied for second nationally, averaging 2.0 passes defended per game
- Ranks sixth in the Mountain West and 53rd in the country with a kickoff return average of 23.3 yards
- Broke up a career-high three passes to go with a career-high eight tackles against Idaho (Sept. 24, 2016)
- Finished with six tackles, which tied career-high, and a pass breakup against UCLA (Sept. 10, 2016)
- Made second career interception against Jackson State (Sept. 1, 2016) and returned it 43 yards for a touchdown
- Named preseason Fourth Team All-MW by Athlon heading into 2016 season
- Ranked fifth on the team with 50 total tackles in 2015
- Led the squad with 10 pass breakups and added a forced fumble as a junior
- Made first career start at Northern Illinois (Sept. 5, 2015)
- Appeared in all 13 games in 2014 and 2013
- Recorded first career interception against Western Illinois as a freshman in 2013
- Originally committed to California out of high school
- Son of former NFL player Tim McTyer

CAREER DEFENSIVE

| Year | GP/GS | UT | AT | TT | TFL | INT | PBU |
|------------|--------------|-----------|-----------|------------|---------------|-------------|-----------|
| 2016 | 4-4 | 15 | 5 | 20 | 1.0-4 | 1-43 | 7 |
| 2015 | 12-11 | 42 | 8 | 50 | 2.0-8 | 0-0 | 10 |
| 2014 | 13-0 | 21 | 9 | 30 | 2.0-3 | 0-0 | 2 |
| 2013 | 13-0 | 3 | 5 | 8 | 0-0 | 1-15 | 0 |
| TOT | 42-15 | 81 | 28 | 109 | 5.0-15 | 2-58 | 19 |

GAME HIGHS

| | |
|------------------|--|
| Tackles | 8, vs. Idaho (Sept. 24, 2016) |
| Tackles for Loss | 1.0, twice last at Central Michigan (Sept. 17, 2016) |
| Interceptions | 1, twice, last vs. Jackson State (Sept. 1, 2016) |
| Pass Breakups | 3, vs. Idaho (Sept. 24, 2016) |

Darius Mouton 21 | DB | 5-10 | 170 | SO-1L

- Made first career interception as the time ran out against Fresno State (Oct. 1, 2016) and returned it 59 yards
- Ranks tied for eighth in the Mountain West with four passes defended
- Matched career-high in breakups with two at Central Michigan (Sept. 17, 2016)
- Broke up a career-high two passes and made four tackles at UCLA (Sept. 10, 2016)
- Finished freshman campaign with 21 tackles and two pass breakups after appearing in 10 games
- Made first career start at Northern Illinois and finished with six total tackles (Sept. 5, 2015)
- Houston native that hails from same high school (North Shore HS) as UNLV assistant coach Cedric Cormier and Rebel greats Devante Davis and Tim Cornett

CAREER DEFENSIVE

| Year | GP/GS | UT | AT | TT | TFL | INT | PBU |
|------------|-------------|-----------|----------|-----------|------------|-------------|----------|
| 2016 | 5-4 | 8 | 5 | 13 | 0-0 | 1-59 | 4 |
| 2015 | 10-5 | 16 | 4 | 21 | 0-0 | 0-0 | 2 |
| TOT | 15-9 | 24 | 9 | 33 | 0-0 | 1-59 | 6 |

GAME HIGHS

| | |
|------------------|---|
| Tackles | 6, at Northern Illinois (Sept. 5, 2015) |
| Tackles for Loss | 0.5, at Nevada, Reno (Oct. 3, 2015) |
| Interceptions | 1, vs. Fresno State (Oct. 1, 2016) |
| Pass Breakups | 2, twice, last at Central Michigan (Sept. 17, 2016) |

Jay'Onn Myles 1 | DB | 5-8 | 165 | SR-1L

- Made first career start at nickel back for UNLV against Fresno State (Oct. 1, 2016)
- Earned first letter as a junior by playing in 11 games
- Finished first season with UNLV with eight total tackles and three pass breakups in 2015
- Recorded first career interception against Idaho State

CAREER DEFENSIVE

| Year | GP/GS | UT | AT | TT | TFL | INT | PBU |
|--------------|-------------|-----------|----------|-----------|------------|------------|----------|
| 2016 | 5-1 | 7 | 2 | 9 | 0-0 | 0-0 | 3 |
| 2015 | 11-0 | 6 | 2 | 8 | 0-0 | 1-0 | 3 |
| TOTAL | 16-1 | 13 | 4 | 17 | 0-0 | 1-0 | 6 |

GAME HIGHS

| | |
|------------------|-------------------------------------|
| Tackles | 5, vs. Fresno State (Oct. 1, 2016) |
| Tackles for Loss | N/A |
| Interceptions | 1, vs. Idaho State (Sept. 26, 2015) |
| Pass Breakups | 2, vs. Idaho State (Sept. 26, 2015) |

Kurt Palandech 14 | QB | 6-2 | 185 | JR-1L

- Has appeared in four games in 2016, serving as the holder for extra points and field goals
- Earned first letter as a Rebel in 2015 after appearing in 11 games, including three starts
- Finished the season 75-of-152 for 794 yards and nine touchdowns and also had 82 rushing attempts for 293 yards and four touchdowns
- Made first career start against San Jose State (Oct. 10, 2015)
- Was 15-of-30 for 217 yards with two touchdowns through the air and rushed for a career-high 47 yards on 18 carries against the Spartans
- Came in for the injured Blake Decker and rushed for a touchdown against UNR (Oct. 3, 2015)
- Made first appearance as a Rebel at Northern Illinois (Sept. 5, 2015) and finished 1-for-1 for 10 yards and had 42 yards rushing on five carries
- Scored first career touchdown on an 18-yard rush to open the second quarter against the Huskies
- One of three midyear signees who practiced with UNLV in the spring of 2015
- Played one season at Laney College, which is the alma mater of head coach Tony Sanchez and former UNLV star Frank Summers
- Started career at North Dakota and redshirted his only year in Grand Forks, N.D.

CAREER PASSING

| Year | GP/GS | COMP-ATT | YDS | PCT | TD | INT | LG |
|--------------|-------------|---------------|------------|-------------|----------|----------|-----------|
| 2016 | 4-0 | 0-0 | 0 | .000 | 0 | 0 | N/A |
| 2015 | 11-3 | 75-152 | 794 | .493 | 9 | 5 | 49 |
| TOTAL | 15-3 | 75-152 | 794 | .493 | 9 | 5 | 49 |

RUSHING

| Year | GP/GS | ATT | YDS | AVG | TD | LG |
|--------------|-------------|-----------|------------|------------|----------|-----------|
| 2016 | 4-0 | 0 | 0 | 0.0 | 0 | N/A |
| 2015 | 11-3 | 82 | 293 | 3.6 | 4 | 39 |
| TOTAL | 15-3 | 82 | 293 | 3.6 | 4 | 39 |

GAME HIGHS PASSING

| | |
|---------------|--|
| Completions | 15, vs. San Jose State (Oct. 10, 2015) |
| Attempts | 30, vs. San Jose State (Oct. 10, 2015) |
| Touchdowns | 2, 3x, last vs. San Diego State (Nov. 21, 2015) |
| Interceptions | 2, twice, last vs. San Diego State (Nov. 21, 2015) |

RUSHING

| | |
|------------|--|
| Attempts | 18, vs. San Jose State (Oct. 10, 2015) |
| Yards | 47, vs. San Jose State (Oct. 10, 2015) |
| Touchdowns | 1, 4x, last at Wyoming (Nov. 28, 2015) |

Evan Pantels 30 | K/P | 5-10 | 180 | SO-TR

- Currently ranks sixth in the Mountain West and 62nd in the country with a punting average of 41.1
- Successfully made first three field goal attempts in loss to Idaho (Sept. 24, 2016)
- A junior college transfer who can execute kicking and punting duties for the Rebels
- Earned first start as a Rebel by kicking off, kicking PATs and performing punting duties against JSU (Sept. 1, 2016)
- Finished with 9 points and a punting average of 35.5 after making two punts
- Also kicked off seven times for the Rebels in the season opener
- Spent one season at Georgia State

CAREER KICKING

| Year | GP | FGM | FGA | FG PCT. | LG | PTS |
|--------------|----------|----------|----------|--------------|-----------|-----------|
| 2016 | 5 | 4 | 4 | 1.000 | 38 | 36 |
| TOTAL | 5 | 4 | 4 | 1.000 | 38 | 36 |

PUNTING

| Year | GP | NO. | AVG. | LONG | I20 | TB | 50+ |
|--------------|----------|-----------|-------------|-----------|----------|----------|----------|
| 2016 | 5 | 25 | 41.1 | 57 | 5 | 2 | 3 |
| TOTAL | 5 | 25 | 41.1 | 57 | 5 | 3 | 3 |

GAME HIGHS

| | |
|--------------------|--|
| Longest FG Attempt | 38, vs. Fresno State (Oct. 1, 2016) |
| Longest FG Made | 38, vs. Fresno State (Oct. 1, 2016) |
| Longest Punt | 57, at Central Michigan (Sept. 17, 2016) |
| Most Punts | 9, at Central Michigan (Sept. 17, 2016) |
| Highest Average | 44.5, vs. Fresno State (Oct. 1, 2016) |

Marc Philippi 36 | FB | 5-10 | 225 | SR-3L

- Caught first career pass, which was a 4-yard touchdown, against Idaho (Sept. 24, 2016)
- Moved over to fullback during spring practice in 2015 but missed the entire season due to injury
- Recorded first career interception at Houston (Sept. 20, 2014)
- Wore jersey No. 36 before moving to No. 7 prior to the 2015 season
- Made first career start at Arizona (Aug. 29, 2014)
- Recorded a career-high 12 tackles against Northern Illinois (Sept. 13, 2014)
- Named Co-Special Teams Player of the Year as a Freshman
- Recorded first career sack at Air Force (Nov. 21, 2013)
- One of five current Rebels who played for Tony Sanchez at Bishop Gorman HS

CAREER OFFENSIVE

| Year | GP/GS | REC | YDS | AVG | TD | LG |
|--------------|-------------|----------|-----------|------------|----------|-----------|
| 2016 | 4-0 | 2 | 16 | 8.0 | 1 | 12 |
| TOTAL | 30-4 | 2 | 16 | 8.0 | 1 | 12 |

DEFENSIVE

| Year | GP/GS | UT | AT | TT | TFL | SCK | INT | FF-FR |
|--------------|----------------------------|-----------|-----------|-----------|--------------|--------------|------------|------------|
| 2015 | DID NOT PLAY DUE TO INJURY | | | | | | | |
| 2014 | 12-4 | 14 | 18 | 32 | 1.0-1 | 0-0 | 1-9 | 0-0 |
| 2013 | 13-0 | 8 | 4 | 12 | 1.0-6 | 1.0-6 | 0-0 | 1-0 |
| TOTAL | 30-4 | 22 | 22 | 44 | 2.0-7 | 1.0-6 | 1-9 | 1-0 |

Justin Polu 78 | OL | 6-4 | 315 | FR-RS

- Made first collegiate start at right guard against Jackson State (Sept. 1, 2016)
- Joined the team in 2015 and redshirted season

CAREER GAMES PLAYED

| Year | GP/GS |
|--------------|------------|
| 2016 | 5-5 |
| TOTAL | 5-5 |

Iggy Porchia 26 | DL | 6-2 | 240 | SR-3L

- Wearing No. 26 after being in 54 for his first three seasons
- Made first career start as a senior on the defensive line vs. Jackson State (Sept. 1, 2016)
- Played in all 12 games as a junior and finished with 11 total tackles
- Lined up at linebacker as a sophomore and saw time in nine games, finishing with 28 tackles
- Earned first letter as a Rebel playing in nine games in 2013
- Redshirted 2012 season

CAREER DEFENSIVE

| Year | GP/GS | UT | AT | TT | TFL | SCK | PBU | FF-FR |
|------------|-------------|-----------|-----------|-----------|--------------|------------|----------|------------|
| 2016 | 5-5 | 2 | 3 | 5 | 1.0-1 | 0-0 | 0 | 0-0 |
| 2015 | 12-0 | 7 | 4 | 11 | 1.0-1 | 0-0 | 0 | 0-0 |
| 2014 | 9-0 | 18 | 10 | 28 | 2.0-2 | 0-0 | 0 | 0-0 |
| 2013 | 9-0 | 1 | 6 | 7 | 0-0 | 0-0 | 0 | 0-0 |
| TOT | 35-5 | 28 | 23 | 51 | 4.0-4 | 0-0 | 0 | 0-0 |

Brandon Presley 80 | WR | 6-0 | 180 | SO-1L

- Suffered injury in season opener and has missed four games to date
- Made first career start against Jackson State (Sept. 1, 2016)
- Appeared in 11 games as a true freshman and finished with three receptions for 28 yards
- Scored first career touchdown in final game of the season at Wyoming

CAREER RECEIVING

| Year | GP/GS | REC | YDS | AVG | TD | LG |
|--------------|-------------|----------|-----------|------------|----------|-----------|
| 2016 | 1-1 | 1 | 14 | 14.0 | 0 | 14 |
| 2015 | 11-0 | 3 | 28 | 9.8 | 1 | 13 |
| TOTAL | 12-1 | 3 | 28 | 9.8 | 1 | 13 |

GAME HIGHS

| | |
|------------|---|
| Receptions | 1, 4x, last vs. Jackson State (Sept. 1, 2016) |
| Yards | 14, vs. Jackson State (Sept. 1, 2016) |
| Long | 14, vs. Jackson State (Sept. 1, 2016) |
| Touchdowns | 1, vs. Wyoming (Nov. 28, 2015) |

Andrew Price 88 | TE | 6-6 | 255 | SR-3L

- Caught two passes for 25 yards against UCLA (Sept. 10, 2016)
- Finished junior season with a career-high 17 receptions for 173 yards
- Caught first career touchdown against San Jose State in 2015
- Played in 11 games in 2014 but only caught one pass for 14 yards
- Played in 11 games in 2013 and made first career start at UNR

CAREER RECEIVING

| Year | GP/GS | REC | YDS | AVG | TD | LG |
|--------------|-------------|-----------|------------|-------------|----------|-----------|
| 2016 | 5-5 | 7 | 77 | 11.0 | 0 | 18 |
| 2015 | 11-0 | 17 | 173 | 10.2 | 1 | 25 |
| 2014 | 11-0 | 1 | 14 | 14.0 | 0 | 14 |
| 2013 | 11-2 | 3 | 27 | 9.0 | 0 | 15 |
| TOTAL | 38-7 | 28 | 291 | 10.4 | 1 | 25 |

GAME HIGHS

| | |
|------------|---------------------------------------|
| Receptions | 6, vs. Boise State (Oct. 31, 2015) |
| Yards | 58, vs. Boise State (Oct. 31, 2015) |
| Long | 25, vs. San Jose State (Oct. 9, 2015) |
| Touchdowns | 1, vs. San Jose State (Oct. 9, 2015) |

Kyle Saxelid 76 | OL | 6-7 | 290 | JR-2L

- Started all 12 games in 2015
- Played in 12 games in 2014
- Made first collegiate start at left tackle against New Mexico (Nov. 1, 2014)
- Joined the team in 2013 and redshirted season

CAREER GAMES PLAYED

| Year | GP/GS |
|--------------|--------------|
| 2016 | 5-5 |
| 2015 | 12-12 |
| 2014 | 12-5 |
| TOTAL | 29-22 |

Dalton Sneed 18 | QB | 6-0 | 195 | FR-RS

- Made first career start against Fresno State (Oct. 1, 2016) and finished the game 8-of-16 for 129 yards and 0 turnovers
- Became the second quarterback to rush for more than 100 yards in as many weeks after finishing with 147 yards on 15 attempts and one touchdown
- TD run was officially a 91 yard score, but he ran from end zone to end zone, and the longest offensive play from scrimmage in program history and the longest in stadium history
- First career rushing touchdown came in as the No. 10 top play on SportCenter's Top Ten plays for Oct. 1, 2016
- First career passing touchdown came in the second quarter when he found Elijah Trosclair for a 61-yard TD
- Made brief appearance at quarterback against Central Michigan (Sept. 17, 2016) in Week 3
- Made first appearance for UNLV against Jackson State (Sept. 1, 2016) and completed only pass attempt for six yards
- Joined the team in 2015 and redshirted season

CAREER PASSING

| Year | GP/GS | COMP-ATT | YDS | PCT | TD | INT | LG |
|--------------|------------|-------------|------------|-------------|----------|----------|-----------|
| 2016 | 3-1 | 9-17 | 135 | .529 | 1 | 0 | 61 |
| TOTAL | 3-1 | 9-17 | 135 | .529 | 1 | 0 | 61 |

RUSHING

| Year | GP/GS | ATT | YDS | AVG | TD | LG |
|--------------|------------|-----------|------------|------------|----------|-----------|
| 2016 | 3-1 | 15 | 147 | 9.8 | 1 | 91 |
| TOTAL | 3-1 | 15 | 147 | 9.8 | 1 | 91 |

GAME HIGHS

PASSING

| | |
|---------------|-------------------------------------|
| Completions | 8, vs. Fresno State (Oct. 1, 2016) |
| Attempts | 16, vs. Fresno State (Oct. 1, 2016) |
| Touchdowns | 1, vs. Fresno State (Oct. 1, 2016) |
| Interceptions | N/A |

RUSHING

| | |
|------------|--------------------------------------|
| Attempts | 15, vs. Fresno State (Oct. 1, 2016) |
| Yards | 147, vs. Fresno State (Oct. 1, 2016) |
| Touchdowns | 1, vs. Fresno State (Oct. 1, 2016) |

Johnny Stanton 4 | QB | 6-2 | 245 | JR-TR

- Injured in game during Idaho (Sept. 24, 2016) and missed the Fresno State game (Oct. 1, 2016)
- Became the first Rebel quarterback to rush for over 100 yards since Omar Clayton (2008) after finishing with 131 yards on the ground against Idaho (Sept. 24, 2016)
- Rushed for first career score at UCLA (Sept. 10, 2016)
- Made first career start for UNLV against Jackson State (Sept. 1, 2016)
- Was 10-of-12 for 217 yards and three touchdowns in debut
- Completed his first pass attempt for a 56-yard touchdown
- A midyear signee who took part in spring practice
- Names preseason Fourth Team All-MW by Phil Steele's before ever playing a down for the Rebels
- Named 2015 CCCFCA First Team All-American and Offensive Player of the Year by the JC Athletic Bureau
- Spent two seasons at Nebraska and played in two games as a redshirt freshman

CAREER PASSING

| Year | GP/GS | COMP-ATT | YDS | PCT | TD | INT | LG |
|--------------|------------|---------------|------------|-------------|----------|----------|-----------|
| 2016 | 4-4 | 50-107 | 676 | .467 | 6 | 6 | 56 |
| TOTAL | 4-4 | 50-107 | 676 | .467 | 6 | 6 | 56 |

RUSHING

| Year | GP/GS | ATT | YDS | AVG | TD | LG |
|--------------|------------|-----------|------------|------------|----------|-----------|
| 2016 | 4-4 | 40 | 231 | 5.8 | 1 | 26 |
| TOTAL | 4-4 | 40 | 231 | 5.8 | 1 | 26 |

GAME HIGHS

PASSING

| | |
|---------------|--|
| Completions | 15, at Central Michigan (Sept. 17, 2016) |
| Attempts | 41, at Central Michigan (Sept. 17, 2016) |
| Touchdowns | 3, vs. Jackson State (Sept. 1, 2016) |
| Interceptions | 2, 3x, last vs. Idaho (Sept. 24, 2016) |

RUSHING

| | |
|------------|---------------------------------|
| Attempts | 18, vs. Idaho (Sept. 24, 2016) |
| Yards | 131, vs. Idaho (Sept. 24, 2016) |
| Touchdowns | 1, at UCLA (Sept. 10, 2016) |

Mekhi Stevenson 2 | WR | 6-0 | 180 | FR-RS

- Made first career start vs. Idaho (Sept. 24, 2016)
- Made a career-high five receptions at Central Michigan (Sept. 17, 2016)
- Caught first career touchdown at UCLA (Sept. 10, 2016)
- The true freshman made first appearance against Jackson State (Sept. 1, 2016) and made one catch for 11 yards against the Tigers

CAREER RECEIVING

| Year | GP/GS | REC | YDS | AVG | TD | LG |
|--------------|------------|----------|-----------|-------------|----------|-----------|
| 2016 | 5-2 | 7 | 73 | 10.4 | 1 | 16 |
| TOTAL | 5-2 | 7 | 73 | 10.4 | 1 | 16 |

GAME HIGHS

| | |
|------------|--|
| Receptions | 5, at Central Michigan (Sept. 17, 2016) |
| Yards | 48, at Central Michigan (Sept. 17, 2016) |
| Long | 16, at Central Michigan (Sept. 17, 2016) |
| Touchdowns | 1, at UCLA (Sept. 10, 2016) |

Lexington Thomas 3 | RB | 5-9 | 170 | SO-1L

- Averaging 94.4 rushing yards per game, which ranks sixth in Mountain West and 37th in the country
- Averaging 8.4 points per game, which is tied for seventh in the MW and ranks tied for 57th in the NCAA
- Rushed for a career-high 160 yards on 19 attempts and two touchdowns vs. Idaho (Sept. 24, 2016)
- Rushed for 113 yards on 17 attempts at Central Michigan (Sept. 17, 2016)
- Had a touchdown run of 85 yards against the Chippewas, which is the longest rush by a Rebel since 2011 and the fourth longest ever
- Had a career-high 19 rushing attempts for 112 yards at UCLA (Sept. 10, 2016)
- Made first career start and turned in first multiple TD game with two vs. Jackson State (Sept. 1, 2016)
- Finished second on the team with 506 rushing yards and three touchdowns as a freshman
- Finished the season with a gaudy 6.2 yards per carry average, which ranked ninth in the country amongst freshman running backs
- Rushed for 118 yards on 11 carries and a score at Colorado State (Nov. 14, 2015)
- Rushed for a season-high 124 yards and a score on 17 carries against Hawaii (Nov. 7, 2015)
- Scored first career touchdown against Idaho State (Sept. 26, 2015)
- One of four Texans who will lineup in the backfield this season for the Rebels
- Made first career appearance as a Rebel at Northern Illinois (Sept. 5, 2015)
- Finished with 13 yards on five carries and returned two kicks for 38 yards against the Huskies

CAREER RUSHING

| Year | GP/GS | ATT | YDS | AVG | TD | LG |
|------------|-------------|------------|------------|------------|-----------|-----------|
| 2016 | 5-5 | 81 | 472 | 5.8 | 7 | 85 |
| 2015 | 12-0 | 81 | 506 | 6.2 | 3 | 40 |
| TOT | 17-5 | 162 | 978 | 6.0 | 10 | 85 |

RECEIVING

| Year | GP/GS | REC | YDS | AVG | TD | LG |
|------------|-------------|-----------|------------|------------|----------|-----------|
| 2016 | 5-5 | 3 | 3 | 1.0 | 0 | 5 |
| 2015 | 12-0 | 10 | 100 | 10.0 | 0 | 26 |
| TOT | 17-5 | 13 | 104 | 7.9 | 0 | 26 |

GAME HIGHS

| | |
|------------|--|
| Attempts | 19, twice, last vs. Idaho (Sept. 24, 2016) |
| Yards | 160, vs. Idaho (Sept. 24, 2016) |
| Long | 85, at Central Michigan (Sept. 17, 2016) |
| Touchdowns | 2, twice, last vs. Idaho (Sept. 24, 2016) |

THOMAS' CAREER 100-YARD GAMES

| OPP | DATE | ATT | YDS | TD | LG |
|------------------|----------|-----|-----|----|----|
| Idaho | 9/24/16 | 19 | 160 | 2 | 55 |
| Central Michigan | 9/17/16 | 17 | 113 | 1 | 85 |
| UCLA | 9/10/16 | 19 | 112 | 1 | 37 |
| Colorado State | 11/14/15 | 11 | 118 | 1 | 32 |
| Hawai'i | 11/7/15 | 17 | 120 | 1 | 32 |
| Idaho State | 9/26/15 | 7 | 106 | 1 | 40 |

Jeremiah Valoaga 94 | DL | 6-6 | 255 | SR-3L

- Turned in four tackles and had a pass breakup against Jackson State (Sept. 1, 2016)
- Played in six games as a junior and finished with 16 tackles, ranked second on the team with 4.5 TFL, including 2.5 sacks and recorded two pass breakups
- Redshirted the 2014 season
- Played in 11 games in 2013 and recorded 27 tackles, 5.5 TFL, including 1.0 sack, and a pass breakup
- Played in 12 games in 2012 and recorded 21 tackles, 4.0 TFL, including 1.5 sacks, and two pass breakups

CAREER DEFENSIVE

| Year | GP/GS | UT | AT | TT | TFL | SCK | PBU | FF-FR |
|------------|-------------------|-----------|-----------|-----------|----------------|---------------|----------|------------|
| 2016 | 5-5 | 6 | 6 | 12 | 1.5-6 | 0-0 | 2 | 0-0 |
| 2015 | 6-1 | 7 | 8 | 15 | 4.5-19 | 2.5-16 | 2 | 0-1 |
| 2014 | REDSHIRTED SEASON | | | | | | | |
| 2013 | 11-1 | 13 | 14 | 27 | 5.5-14 | 1.0-7 | 1 | 0-0 |
| 2012 | 12-1 | 9 | 12 | 21 | 4.0-14 | 1.5-11 | 2 | 0-0 |
| TOT | 34-8 | 35 | 40 | 75 | 15.0-50 | 4.5-31 | 7 | 0-1 |

LaKeith Walls 20 | LB | 6-3 | 235 | SR-TR

- Has forced two fumbles already in 2016, which ranks tied for second in the Mountain West and tied for 13th in the NCAA
- Forced first career fumble as a Rebel at Central Michigan (Sept. 17, 2016)
- Made first sack as a Rebel at UCLA (Sept. 10, 2016)
- Former Big Ten Conference player saw first time as a Rebel against Jackson State (Sept. 1, 2016)
- Came to UNLV as a graduate transfer after spending four seasons at Illinois
- Finished with 16 tackles in 2015 after appearing in seven games
- Played in all 13 games and finished with 18 total tackles, two sacks and a forced fumble in 2014
- Lined up at running back and played in eight games on special teams in 2013 for the Illini
- Redshirted 2012 season

Charles Williams 8 | RB | 5-9 | 175 | FR-HS

- Averaging 105.8 all-purpose yards per game, which ranks eighth in the Mountain West and 92nd in the NCAA
- The Fresno native rushed for a career-high 153 yards on 18 carries and a touchdown against Fresno State (Oct. 1, 2016)
- Recovered first career-fumble in end zone for a touchdown after punt was blocked at Central Michigan (Sept. 17, 2016)
- The true freshman came off the bench in first career game and led the team in rushing with 96 yards against Jackson State (Sept. 1, 2016)
- Scored first career touchdown on an 17-yard rush in the third quarter against the Tigers
- A speedy back with great vision who was a record setting prepster

CAREER RUSHING

| Year | GP/GS | ATT | YDS | AVG | TD | LG |
|------------|------------|-----------|------------|------------|----------|-----------|
| 2016 | 5-0 | 49 | 313 | 6.4 | 2 | 42 |
| TOT | 5-0 | 49 | 313 | 6.4 | 2 | 42 |

GAME HIGHS

| | |
|------------|--|
| Attempts | 18, vs. Fresno State (Oct. 1, 2016) |
| Yards | 153, vs. Fresno State (Oct. 1, 2016) |
| Long | 42, vs. Fresno State (Oct. 1, 2016) |
| Touchdowns | 1, twice, last vs. Fresno State (Oct. 1, 2016) |

Salanoa-Alo Wily 42 | DL 6-0 | 280 | SO-1L

- Registered first career sack against Idaho (Sept. 24, 2016)
- Made first career start for the Rebels against Jackson State (Sept. 1, 2016)
- Wearing No. 42 this fall after being No. 92 in 2015
- Appeared in all 12 games as a true freshman 2015
- Finished with six total tackles and a pass breakup

CAREER DEFENSIVE

| Year | GP/GS | UT | AT | TT | TFL | SCK | PBU | FF-FR |
|--------------|-------------|----------|----------|-----------|--------------|--------------|----------|------------|
| 2016 | 5-5 | 4 | 3 | 7 | 1.0-4 | 1.5-7 | 0 | 0-0 |
| 2015 | 12-0 | 3 | 3 | 6 | 0.5-0 | 0-0 | 1 | 0-0 |
| TOTAL | 17-5 | 7 | 6 | 13 | 1.5-4 | 1.5-7 | 1 | 0-0 |

Darren Woods Jr. 10 | WR 6-0 | 215 | FR-RS

- Averaging 27.2 yards per kickoff return, which ranks third in the Mountain West and 24th in the country
- Made a career-high four catches for 66 yards against Idaho (Sept. 24, 2016)
- Caught first career touchdown at Central Michigan (Sept. 17, 2016)
- Made first career start for the Rebels against Jackson State (Sept. 1, 2016)
- Caught one pass for 35 yards against the Tigers
- Joined the team in 2015 and redshirted season

CAREER RECEIVING

| Year | GP/GS | REC | YDS | AVG | TD | LG |
|--------------|------------|-----------|------------|-------------|----------|-----------|
| 2016 | 5-5 | 13 | 189 | 14.5 | 1 | 35 |
| TOTAL | 5-5 | 13 | 189 | 14.5 | 1 | 35 |

GAME HIGHS

| | |
|------------|---|
| Receptions | 4, vs. Idaho (Sept. 24, 2016) |
| Yards | 66, vs. Idaho (Sept. 24, 2016) |
| Long | 35, vs. Jackson State (Sept. 1, 2016) |
| Touchdowns | 1, at Central Michigan (Sept. 17, 2016) |

JST JACKSON STATE

13



UNLV

63

GAME 1

Sam Boyd Stadium • Las Vegas
Sept. 1, 2016 • Att. 18,575



REBELS DOWN TIGERS IN SEASON OPENER

LAS VEGAS (AP) - Johnny Stanton was 10 of 12 for 217 yards and he threw three touchdown passes to Devonte Boyd to help UNLV beat Jackson State 63-13 on Thursday night.

It was the Rebels' first season-opening victory since 2009 when they beat Sacramento State.

On the third play from scrimmage, Boyd caught a pass over the middle and raced for a 56-yard touchdown. After Troy Hawthorne intercepted LaMontiez Ivy's pass on Jackson State's first offensive play, UNLV needed just two plays for Boyd to score from 32 yards out.

Jackson State answered with a 75-yard drive ending in a TD to pull to 14-7. But UNLV scored the next 28 points, including senior David Greene's first career TD, for a 42-10 lead at halftime.

The UNLV defense shined in the second half as the Rebels turned two turnovers in the third quarter into points. The first came when Nick Dehdashtian returned a fumble 28 yards for a touchdown. The second came just over a minute later when Torry McTyler recorded an interception and returned it 43 yards for a score.

Charles Williams ran for 96 yards and one touchdown, and Lexington Thomas added 68 yards and two TDs for UNLV (1-0). Boyd finished with 135 yards receiving.

Ivy threw for 134 yards with one touchdown and one interception for Jackson State (0-1).

REBEL NOTES

- Jackson State came to Las Vegas for only the second time and for the first time in 41 years in what was the season opener for both schools. It tied for the longest time between UNLV playing an opponent in school history as the Rebels also went 41 years between playing Southern Utah (1970 and 2011).
- With the 63-13 victory, UNLV opened the season 1-0 for the first time since 2009 and improved to 4-0 all-time vs. teams from the Southwestern Athletic Conference. The Rebels also upped their record in home-opener to 30-19.
- The 63 points tied for the fourth-most in school history and the 50-point margin of victory was the sixth biggest ever for the Rebels. Also, UNLV improved to 10-7 all-time in games played on Thursday.
- UNLV received the kickoff and scored a touchdown. It marked the eighth time in the Rebels' 13 games under Tony Sanchez that they scored on the opening drive of the game.
- On the third play from scrimmage, new UNLV quarterback Johnny Stanton hit junior WR Devonte Boyd for a 56-yard touchdown play.
- On JSU's first play from scrimmage, UNLV safety Troy Hawthorne hauled in his second career interception.
- Two plays later, Stanton found Boyd again, this time from 32 yards out, which meant that two of Stanton's first three pass attempts on the Division One level went for touchdowns. Stanton, a former Nebraska transfer who came to UNLV from junior college this season, became the 10th different Rebel to start a season opener at quarterback in the last 13 years. He finished his UNLV debut completing 10-12 for 217 yards and three scores.
- Sophomore RB Lexington Thomas, making his first career start, scored the next two touchdowns for the Rebels as he went 17 yards for the score and then rushed three yards into the end zone on consecutive drives before the end of the first quarter.
- UNLV senior running back David Greene, who was voted one of four team captains, scored his first career touchdown as a Rebel in the second quarter on a one-yard plunge. He would finish with 30 yards on six attempts.
- Stanton soon found Boyd for a 30-yard score in the second quarter to mark the 13th time in history that a Rebel caught at least three TDs in a game. It was the first time for Boyd and the first time for a Rebel since Kendal Keys did it at Colorado State just last year.

UNLV

21



UCLA

42

GAME 2

Rose Bowl • Pasadena, Calif.
Sept. 10, 2016 • Att. 63,712



BRUINS PULL AWAY FROM REBELS IN FINAL STANZA

PASADENA, Calif. (AP) - Josh Rosen threw one touchdown and ran for another, Soso Jamabo rushed for three touchdowns and UCLA held off UNLV 42-21 on Saturday.

Rosen had 267 yards passing, Jamabo rushed for 90 yards as the Bruins (1-1) and Brandon Stephens added 71 yards rushing.

Fabian Moreau intercepted passes by the Rebels' Johnny Stanton twice, taking the first back 52 yards to set up a short touchdown run by

Jamabo.

Stanton had 153 yards passing for UNLV (1-1), which fell to 4-16 all-time against Pac-12 teams. Devonte Boyd had five receptions for 84 yards. Lexington Thomas added 112 yards rushing and one touchdown.

Stanton found Mekhi Stevenson for a 14-yard touchdown pass late in the first half and scored on an 11-yard run in the third quarter to cut the deficit to 28-21, but UCLA responded with touchdown runs from Bolu Olorunfunmi and Rosen in the fourth quarter to pull away. A targeting penalty against safety Kenny Keys extended the UCLA drive that pushed the lead back to 14 points.

| | | | | | | |
|------|---|----|---|----|----|----|
| UNLV | 7 | 7 | 7 | 0 | -- | 21 |
| UCLA | 7 | 21 | 0 | 14 | -- | 42 |

FIRST QUARTER

- UCLA - Jamabo 3-yard run 8:21 (Molson kick)
- UNLV - Thomas 12-yard run 2:15 (Pantels kick)

SECOND QUARTER

- UCLA - Jamabo 23-yard run 12:45 (Molson kick)
- UCLA - Johnson 29-yard pass from Rosen 8:04 (Molson kick)
- UCLA - Jamabo 7-yard run 3:49 (Molson kick)
- UNLV - Stevenson 11-yard pass from Stanton 0:37 (Pantels kick)

THIRD QUARTER

- UNLV - Stanton 11-yard run 5:13 (Pantels kick)

FOURTH QUARTER

- UCLA - Olorunfunmi 1-yard run 11:39 (Molson kick)
- UCLA - Rosen 1-yard run 4:54 (Molson kick)

| | UNLV | UCLA |
|---------------------------|---------|---------|
| First Downs | 18 | 30 |
| Rushes-Yards | 35-175 | 40-219 |
| Passing Yards | 153 | 280 |
| Passes A-C-I | 28-11-2 | 39-24-0 |
| Total Offense (Plays-Yds) | 63-328 | 79-499 |
| Fumble Returns-Yards | 0-0 | 0-0 |
| Punt Returns-Yards | 2-(-4) | 2-(-1) |
| Kickoff Returns-Yards | 5-123 | 4-109 |
| Interceptions-Yards | 0-0 | 2-49 |
| Punts (Number-Avg) | 4-40.2 | 2-44.0 |
| Fumbles-Lost | 0-0 | 1-1 |
| Penalties-Yards | 7-70 | 9-74 |
| Possession Time | 26:22 | 33:38 |
| Sacks-Yards | 1-8 | 1-8 |

RUSHING: UNLV-Thomas 19-112; Stanton 10-46; Greene 5-16; Williams 1-1. **UCLA**-Jamabo 11-90; Stephens 11-7; Starks, J. 7-28; Olorunfunmi 7-20; Adams 1-7; Rosen 3-3.

PASSING: UNLV-Stanton 11-28-2-153. **UCLA**-Rosen 23-38-0-267; Fataful 1-1-0-13.

RECEIVING: UNLV-Boyd 5-84; Woods Jr. 3-30; Price 2-25; Stevenson 1-14. **UCLA**-Adams 4-41; Lasley 3-61; Massington 3-29; Andrews 3-28; Taula 2-16; Johnson, M. 1-29; Jamabo 1-22; Howard 1-15; Sochowski 1-13; Ilese 1-10; Walker 1-7; Van Dyke 1-5; Stephens 1-2; Olorunfunmi 1-2.

INTERCEPTIONS: UNLV-None. **UCLA**-Goforth 2-49.

FUMBLES: UNLV-None. **UCLA**-Starks 1-1.

SACKS: UNLV-Walls 1.0. **UCLA**-Young 1.0.

TACKLES: UNLV-McAleenan 14. **UCLA**-Ankou 8.

REBEL NOTES

- UNLV played at UCLA for the first time and appeared in the Los Angeles area for the first time since taking on USC in 1997.
- The Rebels wore silver helmets, white jerseys and black pants in the game. It was the second time in history that combination had been used for the program (lost at Fresno State in 2015).
- UNLV took to the opening kickoff but went three-and-out, which marked only the sixth time in 14 games under head coach Tony Sanchez that the Rebels did NOT score a touchdown on their first offensive series of the game.
- Devonte Boyd caught a 16-yarder in UNLV's second drive, which meant that the junior has caught at least one pass in all 27 games of his collegiate career.
- UNLV posted a 70-yard scoring drive on its second possession that culminated with a 12-yard touchdown run by Lexington Thomas. That marked the sophomore's third touchdown of the season and the sixth of his young career.
- With UNLV driving, quarterback Johnny Stanton threw the team's first interception of the season in the second quarter, which set up a 21-yard scoring drive for the Bruins.
- Stanton threw his fourth touchdown pass of the season to close out the second quarter scoring as he hit true freshman Mekhi Stevenson from 14 yards out. It was the second career reception and first touchdown for Stevenson.
- Stanton put in his first UNLV rushing touchdown with an 11-yard scamper in the third quarter that drew the Rebels to within seven, 28-21.
- Thomas, a sophomore, posted his fourth career 100-yard rushing game in what was only his second career start.
- When Stanton was taken down for an eight-yard loss on the final play of the third quarter, it marked the first time a UNLV QB was sacked in 2016.
- With the score 28-21 after three periods, it marked the 11th time in 14 games under Tony Sanchez that the Rebels were either leading or within a touchdown in the fourth quarter.
- The attendance of 63,712 marked the 13th-largest crowd to ever see a UNLV football game.

| | | | | | | |
|------|----|----|----|---|----|----|
| JSU | 7 | 3 | 0 | 3 | -- | 13 |
| UNLV | 28 | 14 | 21 | 0 | -- | 63 |

FIRST QUARTER

- UNLV - Boyd 56-yard pass from Stanton 13:53 (Pantels kick)
- UNLV - Boyd 32-yard pass from Stanton 13:04 (Pantels kick)
- JSU - Garrett 11-yard pass from Ivy 8:55 (Pantels kick)
- UNLV - Thomas 17-yard run 7:44 (Pantels kick)
- UNLV - Thomas 3-yard run 0:11 (Pantels kick)

SECOND QUARTER

- UNLV - Greene 1-yard run 11:27 (Pantels kick)
- UNLV - Boyd 30-yard pass from Stanton 8:16 (Pantels kick)
- JSU - Jacquemin 27-yard field goal 1:47

THIRD QUARTER

- UNLV - Williams 17-yard run 4:17 (Pantels kick)
- UNLV - Dehdashtian 28-yard fumble recovery 3:29 (Pantels kick)
- UNLV - McTyler 43-yard interception return 2:14 (Pantels kick)

FOURTH QUARTER

- UNLV - Jacquemin 30-yard field goal 11:44

| | JSU | UNLV |
|---------------------------|---------|---------|
| First Downs | 17 | 21 |
| Rushes-Yards | 35-108 | 44-280 |
| Passing Yards | 144 | 223 |
| Passes A-C-I | 43-17-2 | 13-11-0 |
| Total Offense (Plays-Yds) | 78-252 | 57-503 |
| Fumble Returns-Yards | 0-0 | 1-28 |
| Punt Returns-Yards | 0-0 | 1-(-7) |
| Kickoff Returns-Yards | 2-28 | 4-113 |
| Interception-Yards | 0-0 | 2-43 |
| Punts (Number-Avg) | 7-37.9 | 2-35.5 |
| Fumbles-Lost | 2-1 | 2-1 |
| Penalties-Yards | 2-10 | 6-61 |
| Possession Time | 31:49 | 28:11 |
| Sacks-Yards | 0-0 | 1-4 |

RUSHING: Jackson State-Bates 8-32; Sullivan 4-24; Johnson 8-23; Ivy 5-11; Johnson 3-8; Lyles 3-6; Williams 3-3; Kennedy 1-1. **UNLV**-Williams 12-96; Thomas 11-68; Campbell 10-52; Stanton 4-35; Greene 6-30; Team 1-(-1).

PASSING: Jackson State-Ivy 14-34-1-134; Lyles 2-8-1-10; Williams 1-1-0-0. **UNLV**-Stanton 10-12-0-217; Sneed 1-1-0-6.

RECEIVING: Jackson State-Williams 4-23; Ollie 2-39; Bates 2-12; Johnson 2-1; McKenzie 1-17; Parrish 1-14; Moll 1-13; Garrett 1-11; James 1-5; Floyd 1-5; Shumake 1-4. **UNLV**-Boyd 4-135; Woods Jr. 1-35; Presley 1-14; Price 1-12; Stevenson 1-11; Holt 1-8; Cui lii 1-6; Thomas 1-2.

INTERCEPTIONS: Jackson State-None. **UNLV**-McTyler 1-43; Hawthorne 1-0.

FUMBLES: Jackson State-Williams 1-1; Ivy 1-0. **UNLV**-Stanton 1-1; Williams 1-0.

SACKS: Jackson State-None. **UNLV**-Zepeda 1.0.

TACKLES: Jackson State-Jones 5, Jester 5. **UNLV**-Lotulelei 6.



UNLV

21



CENTRAL MICHIGAN

44

GAME 3

Kelly/Shorts Stadium • Mount Pleasant, Mich.
Sept. 17, 2016 • Att. 19,922



REBELS UNABLE TO KEEP UP WITH CHIPPEWAS

MOUNT PLEASANT, Mich. - UNLV traveled to the Great Lakes State for the second time in consecutive years, looking for its first victory in the Eastern Time Zone. The Rebels put up a valiant effort early, but eventually fell to Central Michigan 44-21.

UNLV was the first team to get on the board after Rebel walk-on **Aaron Borg** made a huge play in his first game at UNLV. Borg blocked a Chippewa punt and freshman running back **Charles Williams** jumped on

the loose ball in the endzone to give the Rebels a 7-0 lead.

Central Michigan tied the game later in the first quarter when **Cooper Rush** hooked up with senior **Jesse Kroll** for a 30-yard score. It was the first of six touchdowns Rush would throw for on the day.

CMU took the lead late in the quarter when the Chips marched down the field and Rush found **Mark Chapman** for a 13-yard touchdown.

Early in the second quarter, UNLV shifted the momentum of the game when **Lexington Thomas** rumbled 85 yards for a touchdown to tie the game. It was the first 80 plus yard run since 2011 and the fourth longest rush ever in program history.

The Rebels again took the lead midway through the second quarter when they marched down the field and Johnny Stanton found **Darren Woods Jr.** for a 13-yard score. It would be the last time the Rebels would find the end zone in the game.

Central Michigan responded by scoring two touchdowns late in the second quarter. Rush hooked up with Chapman for the second time in the game for a 29-yard touchdown with 5:07 left in the half. With 1:35 left in the first half Rush found **Corey Willis** for a 26-yard score, giving the Chippewas a 28-21 halftime lead.

CMU kept it rolling in the third quarter when Rush and Willis hooked up again, this time for a 31-yard TD.

Central Michigan's **Winslow Chapman** then blocked a UNLV punt and the ball went out back of the end zone, giving the Chippewas a safety. It was the first safety UNLV allowed under the **Tony Sanchez** era.

The Chippewas concluded the scoring early in the fourth quarter when Rush found **Brandon Childress** for a 42-yard touchdown. Rush finished the game 20-of-33 for 352 yards. His six touchdowns set a Kelly/Shorts Stadium record and the game marks the second consecutive game in which he has thrown four or more touchdowns.

UNLV's Stanton finished 15-of-41 for 131 yards and one touchdown to go with two interceptions. His top target was true freshman **Mekhi Stevenson**, who finished with five catches for 48 yards. Woods Jr. finished the game with three catches for 38 yards.

On the ground, Thomas led the way, rushing for 113 yards and one score. It was the second consecutive game in which Thomas has eclipsed the 100-yard mark. Through three games, he has rushed for 293 yards on 47 attempts.

On the defensive side of the ball, **Troy Hawthorne** led the Rebels with 10 tackles. **Darius Mouton** made two pass breakups, while **LaKeith Walls** forced a fumble that **Ryan McAleenan** recovered.



IDAHO

33



UNLV

(OT) 30

GAME 4

Sam Boyd Stadium • Las Vegas
Sept. 24, 2016 • Att. 17,229



UNLV RUSHING ATTACK NOT ENOUGH IN OT LOSS TO IDAHO

LAS VEGAS - UNLV rushed for 394 yards, but it was not enough as the Rebels suffered a 33-30 overtime loss to Idaho on Saturday at Sam Boyd Stadium.

Sophomore running back Lexington Thomas rushed 19 times for 160 yards with two touchdowns. The performance marked the sixth time Thomas rushed for more than 100 yards in his UNLV career (third time this season).

Quarterback Johnny Stanton also eclipsed the 100-yard rushing mark, running for 131 yards on 18 carries. It was Stanton's first 100-yard rushing game of his UNLV career. He also completed 14 of 26 passes for 175 yards with one touchdown and two interceptions.

The game marked the first time UNLV (1-3) had a pair of 100-yard rushers in a single game since last season's game against Hawaii. It also signaled the third time that a Tony Sanchez-led team has had two ball carriers rush for more than a 100 yards.

Idaho (2-2) jumped out to an early 10-0 lead before Thomas put the Rebels on the board with a three-yard touchdown run midway through the second quarter. The Vandals added a touchdown late in the second quarter, and UNLV answered when Stanton found Marc Philippi for a four-yard touchdown pass to enter the locker room trailing 17-14.

Idaho added a field goal on its first drive of the second half, extending the lead to 20-14. UNLV tied the game following a pair of Evan Pantels field goals - Pantels' first two field goals of the season.

After Idaho reclaimed the lead with a touchdown with 6:14 left in regulation, the Rebels responded with a three-play, 83-yard drive, capped off by a 55-yard touchdown run by Thomas.

The Rebels received the ball first in the extra period, which drive ended with a 23-yard Pantels field goal. Idaho followed up by scoring the game-sealing touchdown on the ensuing possession.

The Rebels racked up a season-high 539 yards of offense. Devonte Boyd hauled in six passes for 64 yards, while Tau Lotulelei led the way with 15 tackles (5 solo).

REBEL NOTES

- UNLV hosted Idaho for the first time since 2005. With the 33-30 overtime victory, the Vandals improved to 4-3 all-time against the Rebels, including taking two straight.
- The Rebels fell to 4-10 all-time in overtime games.
- Idaho's Kaden Elliss intercepted a Johnny Stanton pass and returned it for a 31-yard touchdown to open the scoring. It marked the first pick-six against the Rebels since Kenny Young of UCLA did it on Sept. 12, 2015.
- UNLV got on the board in the second quarter when sophomore Lexington Thomas rushed it in from three yards out. In the fourth quarter he sprinted 55 yards for another TD to give him six on the season and nine in his career. It was his second multi-touchdown game in the first four dates of the season (two vs. Jackson State).
- Just before halftime, Stanton hit fullback Marc Philippi for a four-yard touchdown pass. It was the first career score for the senior from Las Vegas.
- Thomas posted his third 100-yard rushing game of the season with a career-high 160 yards on 19 carries. It was the sixth century-mark effort in the first 16 games of his young career and the total of six already ties him for 13th in school history.
- UNLV has now either led or trailed by a touchdown or less during the fourth quarter in 12 of 16 games under head coach Tony Sanchez.
- UNLV made all three field goals attempted vs. Idaho after not having attempted any during the first three games.

| | | | | | |
|------|----|----|---|---|----|
| UNLV | 7 | 14 | 0 | 0 | 21 |
| CMU | 14 | 14 | 9 | 7 | 44 |

FIRST QUARTER

- UNLV - Williams 0-yard blocked punt return 10:32 (Pantels kick)
- CMU - Kroll 30-yard pass from Rush 4:38 (Eavey kick)
- CMU - Chapman 13-yard pass from Rush 1:35 (Eavey kick)

SECOND QUARTER

- UNLV - Thomas 85-yard run 13:07 (Pantels kick)
- UNLV - Woods Jr. 13-yard pass from Stanton 7:34 (Pantels kick)
- CMU - Chapman 29-yard pass from Rush 5:07 (Eavey kick)
- CMU - Willis 26-yard pass from Rush 1:51 (Eavey kick)

THIRD QUARTER

- CMU - Willis 31-yard pass from Rush 6:34 (Eavey kick)
- CMU - Winslow Chapman Safety 4:40

FOURTH QUARTER

- CMU - Childress 42-yard pass from Rush 14:14 (Eavey kick)

| | UNLV | CMU |
|---------------------------|---------|---------|
| First Downs | 15 | 23 |
| Rushes-Yards | 38-182 | 34-147 |
| Passing Yards | 131 | 352 |
| Passes (A-C-I) | 41-15-2 | 35-20-0 |
| Total Offense (Plays-Yds) | 79-313 | 69-499 |
| Fumble Returns-Yds | 0-0 | 0-0 |
| Punt Returns-Yds | 2-9 | 3-11 |
| Kickoff Returns-Yds | 6-96 | 4-96 |
| Interceptions-Yds | 0-0 | 2-13 |
| Punts (Number-Avg) | 10-37.2 | 5-28.6 |
| Fumbles-Lost | 0-0 | 1-1 |
| Penalties-Yards | 9-94 | 4-40 |
| Possession Time | 28:06 | 31:54 |
| Sacks-Yards | 0-0 | 1-11 |

RUSHING: UNLV-Thomas 17-113; Williams 10-33; Stanton 8-19; Greene 3-17. **CMU**-Ward 12-51; Hayes 11-36; Rush 3-36; Krause 2-15; Spalding 5-9; Willis 1-0.

PASSING: UNLV-Stanton 15-41-2-131. **CMU**-Rush 20-33-0-352; Ward 0-1-0-0; Kroll 0-1-0-0.

RECEIVING: UNLV-Stevenson 5-48; Woods Jr. 3-38; Williams 3-11; Price 2-20; Holt 1-9; Thomas 1-5. **CMU**-Willis 6-108; Chapman 5-80; Conkin 3-55; Kroll 2-54; Childress 1-42; Bacci 1-16; Ward 1-1; Spalding 1-(-4).

INTERCEPTIONS: UNLV-None. **CMU**-Bunting 1-16; Ricketts 1-(-3).

FUMBLES: UNLV-None. **CMU**-Hayes 1-1.

SACKS: UNLV-None. **CMU**-Danna 0.5; Ostmann 0.5.

TACKLES: UNLV-Hawthorne 10. **CMU**-Fountain 9.

| | | | | | | |
|------|---|----|---|----|---|----|
| UI | 7 | 10 | 3 | 7 | 6 | 33 |
| UNLV | 0 | 14 | 3 | 10 | 3 | 30 |

FIRST QUARTER

- UI - Elliss 31-yard interception return 10:30 (Rehkwow kick)

SECOND QUARTER

- UI - Rehkwow 40-yard field goal 11:48
- UNLV - Thomas 3-yard run 9:04 (Pantels kick)
- UI - Duckworth 4-yard run 4:58 (Rehkwow kick)

THIRD QUARTER

- UNLV - Philippi 4-yard pass from Stanton 0:59 (Pantels kick)
- UI - Rehkwow 33-yard field goal 11:45
- UNLV - Pantels 32-yard field goal 6:05

FOURTH QUARTER

- UNLV - Pantels 24-yard field goal 8:29
- UI - Linehan 7-yard run 6:14 (Rehkwow kick)
- UNLV - Thomas 55-yard run 5:09 (Pantels kick)

OVERTIME

- UNLV - Pantels 23-yard field goal
- UI - Hightower 11-yard pass from Linehan

| | UI | UNLV |
|---------------------------|---------|---------|
| First Downs | 21 | 26 |
| Rushes-Yards | 36-129 | 49-364 |
| Passing Yards | 249 | 175 |
| Passes (A-C-I) | 35-17-0 | 26-14-2 |
| Total Offense (Plays-Yds) | 71-378 | 75-539 |
| Fumble Returns-Yds | 0-0 | 0-0 |
| Punt Returns-Yds | 2-(-2) | 1-0 |
| Kickoff Returns-Yds | 4-86 | 5-117 |
| Interceptions-Yds | 2-31 | 0-0 |
| Punts (Number-Avg) | 5-43.8 | 4-39.2 |
| Fumbles-Lost | 1-1 | 0-0 |
| Penalties-Yards | 5-40 | 6-58 |
| Possession Time | 26:47 | 33:13 |
| Sacks-Yards | 0-0 | 3-16 |

RUSHING: IDAHO-Duckworth 20-90; Linehan 10-19; Saunders 4-17; Brantley 2-3. **UNLV**-Thomas 19-160; Stanton 18-131; Woods Jr. 2-37; Williams 8-30; Campbell 1-4; Greene 1-2.

PASSING: IDAHO-Linehan 17-35-0-249. **UNLV**-Stanton 14-26-2-175.

RECEIVING: IDAHO-Hightower 4-67; Watson 4-42; Onunwor 3-36; Cowan 3-24; Sannon 2-47; Mwhala 1-33. **UNLV**-Boyd 6-64; Woods Jr. 4-66; Philippi 2-16; Kanteman 1-15; Price 1-14.

INTERCEPTIONS: IDAHO-Elliss 2-31. **UNLV**-None.

FUMBLES: IDAHO-Duckworth 1-1. **UNLV**-None.

SACKS: IDAHO-None. **UNLV**-Fao 1-0; Finau 1-0; Wily 1-0.

TACKLES: IDAHO-Hall 15. **UNLV**-Lotulelei 15.



FRESNO STATE
UNLV

20
45

GAME 5

Sam Boyd Stadium • Las Vegas
Oct. 1, 2016 • Att. 17,811



SNEED SHINES IN UNLV VICTORY OVER BULLDOGS

LAS VEGAS - Freshman quarterback **Dalton Sneed** impressed in his first career start, rushing for 147 yards on 15 carries with one touchdown to lead UNLV to a 45-20 homecoming game victory over Fresno State on Saturday at Sam Boyd Stadium to snap a three-game losing streak.

"It's been a tough couple of weeks," UNLV head coach **Tony Sanchez** said. "It's great to see them be able to celebrate all the hard work they've put in."

The Rebels (2-3, 1-0 Mountain West) rushed for 364

yards as a team and featured two 100-yard rushers for the second consecutive week. Freshman running back **Charles Williams** notched his first career 100-yard rushing game, gaining 153 yards on 18 carries with one touchdown to complement Sneed's 147-yard rushing performance.

"We've got a lot of young guys doing special things," Sanchez said.

The Rebels got on the scoreboard first when sophomore running back **Lexington Thomas** scored on a one-yard touchdown run. The Bulldogs (1-4, 0-1 Mountain West) leveled the game on the next possession.

Williams scored his lone touchdown of the game, rushing five yards to put UNLV ahead 14-7. The Rebels extended their lead after Sneed found a wide-open **Elijah Trosclair** for a 61-yard touchdown pass -- the first for both players.

Fresno State cut the lead to 21-10 after a 42-yard field goal. On the ensuing drive, Sneed set a new UNLV record by avoiding a safety and scampering 91 yards for a score.

The play was the longest scoring play in school history.

"As soon as I saw that black paint in the end zone, I thought, 'I need to get out and get to the sideline,'" Sneed said. "I got out and got a few good blocks and just turned on the jets and got six."

UNLV added a field goal late in the third quarter, extending its lead to 31-10. The Bulldogs scored the next 10 point, cutting the Rebel lead to 11. The Rebels closed out the game with a pair of **David Greene** touchdowns.

Sneed also threw for 129 yards on 8-of-16 passing with one touchdown.

The Rebels accumulated 493 yards of offense. Senior linebacker **Tau Lotulelei** led the way with 10 tackles (six solo) and one sack, while fellow senior **Ryan McAleenan** added eight (four solo).

| | | | | | | |
|------|---|----|----|----|---|----|
| FS | 0 | 7 | 10 | 3 | - | 20 |
| UNLV | 0 | 21 | 10 | 14 | - | 45 |

FIRST QUARTER

No Scoring

SECOND QUARTER

UNLV - Thomas 1-yard run 10:11
(Pantels kick)

FS - Peck 15-yard pass from Virgil 8:40
(Kroening kick)

UNLV - Williams 5-yard run 5:44
(Pantels kick)

UNLV - Trosclair 61-yard pass from Sneed 2:56
(Pantels kick)

THIRD QUARTER

FS - Kroening 42-yard field goal 8:39

UNLV - Sneed 91-yard run 7:38
(Pantels kick)

UNLV - Pantels 38-yard field goal 1:40

FS - Peck 80-yard pass from Virgil 1:17
(Kroening kick)

FOURTH QUARTER

FS - Kroening 47-yard field goal 11:17

UNLV - Greene 9-yard run 2:29
(Pantels kick)

UNLV - Greene 16-yard run 1:32
(Pantels kick)

| | FS | UNLV |
|----------------------------------|---------|--------|
| FIRST DOWNS | 15 | 19 |
| Rushes-Yards | 32-64 | 54-364 |
| Passing Yards | 296 | 129 |
| Passes (A-C-I) | 45-16-1 | 16-8-0 |
| Total Offense (Plays-Yds) | 77-360 | 70-493 |
| Fumble Returns-Yds | 0-0 | 0-0 |
| Punt Returns-Yds | 3-15 | 1-1 |
| Kickoff Returns-Yds | 6-124 | 4-86 |
| Interceptions-Yds | 0-0 | 1-59 |
| Punts (Number-Avg) | 8-41.8 | 7-39.3 |
| Fumbles-Lost | 1-0 | 2-0 |
| Penalties-Yds | 6-50 | 4-45 |
| Possession Time | 27:43 | 32:17 |
| Sacks By: Number-Yds | 0-0 | 2-20 |

RUSHING: Fresno State-James 18-53; Jordan 6-16; Virgil 8(-5). **UNLV**-Williams 18-153; Sneed 15-147; Greene 3-27; Thomas 15-19; Woods Jr. 1-11; Campbell 1-8; Team 1(-1).

PASSING: Fresno State- Virgil 16-45-1-296. **UNLV**- Sneed 8-16-0-129.

RECEIVING: Fresno State-Peck 5-194; Johnson 5-57; Jordan 2-10; Martens 1-14; Hardaway 1-12; Allen 1-8; Virgil 1-1. **UNLV**- Boyd 3-46; Woods Jr. 2-20; Trosclair 1-61; Price 1-6; Thomas 1(-4).

INTERCEPTIONS: Fresno State-None. **UNLV**- Mouton 1-59.

FUMBLES: Fresno State- Virgil 1-0. **UNLV**- Stevenson 1-0; Sneed 1-0.

SACKS: Fresno State-None. **UNLV**-Hughes Jr. 1.0; Lotulelei 1.0.

TACKLES: Fresno State-Camilli 10. **UNLV**- Lotulelei 10.

REBEL NOTES

- UNLV's 45-20 victory over Fresno State was its largest win over a Mountain West opponent since downing San Diego State 45-19 on Nov. 30, 2013. The Rebels have now defeated the Bulldogs in back-to-back home dates for the first time in a series that dates to 1979.
- The Rebels won their MW opener at home for just the third time since the league started in 1999.
- UNLV improved to 2-0 in MW openers under Tony Sanchez and improved to 5-13 overall in such games.
- The Rebels improved to 26-23 in Homecoming games.
- UNLV has now led or trailed by a touchdown or less during the fourth quarter in 13 of 17 career games under Sanchez.
- Because of an injury to four-game starter Johnny Stanton, redshirt freshman Dalton Sneed made his first collegiate start at quarterback. He had seen limited action in two games this season, including completing his one pass attempt for six yards in the season opener vs. Jackson State. Sneed finished with 129 yards passing on 8 of 16 attempts with zero turnovers.
- Facing third-and-11, Sneed ran for a 91-yard touchdown that marked the longest play from scrimmage in UNLV history. The previous longest rush was 89 yards by Darin Brightmon vs. New Mexico State in 1989. The longest pass play in Rebel history is 87 yards in 1977.
- The Sneed run also set a Sam Boyd Stadium record, which includes all UNLV games plus 24 Las Vegas Bowls and WAC Championship games.

REBEL DEPTH CHART

AT SAN DIEGO STATE

REBEL OFFENSE

| POS | NO | NAME (HGT, WGT, YR-EXP) |
|--------|----|-------------------------------------|
| LT | 76 | Kyle Saxelid (6-7, 290, JR-2L) |
| | 75 | Jaron Caldwell (6-4, 315, FR-HS) |
| LG | 77 | Michael Chevalier (6-3, 300, JR-TR) |
| | 51 | Zack Singer (6-2, 320, SO-TR) |
| C | 58 | Will Kreitler (6-0, 295, SR-1L) |
| | 63 | J'Ondray Sanders (6-5, 260, JR-1L) |
| RG | 78 | Justin Polu (6-4, 315, FR-RS) |
| | 74 | Julio Garcia (6-3, 305, FR-HS) |
| RT | 64 | Nathan Jacobson (6-5, 290, SO-1L) |
| | 65 | Donovan Outlaw (6-4, 285, FR-HS) |
| TE | 88 | Andrew Price (6-6, 255, SR-1L) |
| | 9 | Trevor Kanteman (6-4, 240, JR-TR) |
| | 43 | Tim Holt (6-2, 230, JR-TR) |
| WR (X) | 83 | Devonte Boyd (6-1, 180, JR-2L) |
| | 2 | Mekhi Stevenson (6-0, 180, FR-HS) |
| WR (A) | 2 | Mekhi Stevenson (6-0, 180, FR-HS) |
| | 82 | Elijah Trosclair (6-3, 185, FR-HS) |
| WR (Z) | 2 | Mekhi Stevenson (6-0, 180, FR-HS) |
| | 86 | Allan Cui III (5-5, 175, FR-RS) |
| QB | 18 | Dalton Sneed (6-0, 195, FR-RS) |
| | 14 | Kurt Palandech (6-2, 185, JR-1L) |
| RB | 3 | Lexington Thomas (5-9, 170, SO-1L) |
| | 8 | Charles Williams (5-9, 175, FR-HS) |
| | 35 | Xzaviar Campbell (5-11, 215, SO-1L) |
| | 22 | David Greene (6-0, 210, SR-3L) |
| FB | 7 | Marc Philippi (5-10, 225, SR-2L) |
| | 43 | Tim Holt (6-2, 230, JR-TR) |

REBEL DEFENSE

| POS | NO | NAME (HGT, WGT, YR-EXP) |
|-------|----|------------------------------------|
| DE | 26 | Iggy Porchia (6-2, 240, SR-3L) |
| | 91 | Tui Maloata (6-3, 260, SR-1L) |
| DT | 42 | Salanoa-Alo Wily (6-0, 280, SO-1L) |
| | 98 | Nick Dehdashtian (6-1, 290, FR-RS) |
| NT | 99 | Mike Hughes Jr. (6-2, 315, JR-2L) |
| | 95 | Jason Fao (6-0, 300, JR-1L) |
| REBEL | 94 | Jeremiah Valoaga (6-6, 255, SR-3L) |
| | 19 | Mark Finau (6-3, 230, JR-1L) |
| SLB | 23 | Matt Lea (5-10, 220, JR-2L) |
| | 20 | LaKeith Walls (6-3, 235, SR-TR) |
| | 25 | Gabe McCoy (6-2, 210, FR-RS) |
| MLB | 56 | Ryan McAleenan (6-2, 220, SR-SL) |
| | 5 | Brian Keyes (6-1, 255, JR-TR) |
| WLB | 55 | Tau Lotulelei (6-1, 235, SR-3L) |
| | 48 | Bailey Laolagi (6-1, 210, SO-1L) |
| CB | 13 | Tim Hough (5-11, 195, SO-1L) |
| | 21 | Darius Mouton (5-10, 170, SO-1L) |
| SS | 11 | Troy Hawthorne (6-3, 210, SR-3L) |
| | 33 | Dalton Baker (5-11, 185, SO-1L) |
| FS | 44 | Kenny Keys (6-4, 200, SR-3L) |
| | 33 | Dalton Baker (5-11, 185, SO-1L) |
| CB | 4 | Torry McTyer (6-0, 195, SR-3L) |
| | 1 | Jay'Onn Myles (5-8, 165, SR-1L) |
| (NB) | 13 | Tim Hough (5-11, 195, SO-1L) |
| | 24 | Robert Jackson (6-2, 205, JR-TR) |

REBEL SPECIALISTS

| | | | | | |
|------|----|-----------------------------------|----|----|-------------------------------------|
| PK | 30 | Evan Pantels (5-10, 180, SO-TR) | KR | 8 | Charles Williams (5-10, 175, FR-HS) |
| | 40 | Nicolai Bornand (6-1, 225, SR-3L) | | 32 | Jericho Flowers (5-10, 170, FR-RS) |
| P | 30 | Evan Pantels (5-10, 180, SO-TR) | PR | 2 | Mekhi Stevenson (6-0, 180, FR-HS) |
| | 40 | Nicolai Bornand (6-1, 225, SR-3L) | | | |
| LS | 57 | Joe Lang (6-2, 210, SO-TR) | | | |
| HOLD | 14 | Kurt Palandech (6-2, 185, JR-1L) | | | |

UNLV TEAM STATISTICS

| TEAM STATISTICS | UNLV | OPP |
|--------------------------------|---------------------|---------------------|
| SCORING | 180 | 152 |
| Points Per Game | 36.0 | 30.4 |
| Points Off Turnovers | 28 | 24 |
| FIRST DOWNS | 99 | 106 |
| Rushing | 59 | 34 |
| Passing | 36 | 59 |
| Penalty | 4 | 13 |
| RUSHING YARDAGE | 1365 | 667 |
| Yards gained rushing | 1448 | 767 |
| Yards lost rushing | 83 | 100 |
| Rushing Attempts | 220 | 177 |
| Average Per Rush | 6.2 | 3.8 |
| Average Per Game | 273.0 | 133.4 |
| TDs Rushing | 14 | 7 |
| PASSING YARDAGE | 811 | 1321 |
| Comp-Att-Int | 59-124-6 | 94-197-3 |
| Average Per Pass | 6.5 | 6.7 |
| Average Per Catch | 13.7 | 14.1 |
| Average Per Game | 162.2 | 264.2 |
| TDs Passing | 7 | 11 |
| TOTAL OFFENSE | 2176 | 1988 |
| Total Plays | 344 | 374 |
| Average Per Play | 6.3 | 5.3 |
| Average Per Game | 435.2 | 397.6 |
| KICK RETURNS: #-Yards | 24-535 | 20-443 |
| PUNT RETURNS: #-Yards | 7--1 | 10-23 |
| INT RETURNS: #-Yards | 3-102 | 6-93 |
| KICK RETURN AVERAGE | 22.3 | 22.1 |
| PUNT RETURN AVERAGE | -0.1 | 2.3 |
| INT RETURN AVERAGE | 34.0 | 15.5 |
| FUMBLES-LOST | 4-1 | 6-4 |
| PENALTIES-Yards | 32-328 | 26-214 |
| Average Per Game | 65.6 | 42.8 |
| PUNTS-Yards | 27-1036 | 27-1049 |
| Average Per Punt | 38.4 | 38.9 |
| Net punt average | 36.0 | 36.7 |
| KICKOFFS-Yards | 33-2053 | 29-1793 |
| Average Per Kick | 62.2 | 61.8 |
| Net kick average | 38.9 | 40.8 |
| TIME OF POSSESSION/Game | 29:38 | 30:22 |
| 3RD-DOWN Conversions | 28/71 | 31/76 |
| 3rd-Down Pct | 39% | 41% |
| 4TH-DOWN Conversions | 4/9 | 4/7 |
| 4th-Down Pct | 44% | 57% |
| SACKS BY-Yards | 7-48 | 2-19 |
| MISC YARDS | 0 | 0 |
| TOUCHDOWNS SCORED | 24 | 19 |
| FIELD GOALS-ATTEMPTS | 4-4 | 6-9 |
| ON-SIDE KICKS | 0-0 | 0-0 |
| RED-ZONE SCORES | (17-19) 89% | (13-17) 76% |
| RED-ZONE TOUCHDOWNS | (14-19) 74% | (10-17) 59% |
| PAT-ATTEMPTS | (24-24) 100% | (18-18) 100% |
| ATTENDANCE | 53615 | 83634 |
| Games/Avg Per Game | 3/17872 | 2/41817 |
| Neutral Site Games | | 0/0 |

PUNTING

| PLAYER | No | Yds | Avg | Long | TB | FC | I20 | 50+ | Blkd |
|-----------------------|-----------|-------------|-------------|-----------|----------|----------|----------|----------|----------|
| PANTELS, Evan | 25 | 1028 | 41.1 | 57 | 2 | 3 | 5 | 3 | 2 |
| TEAM | 2 | 8 | 4.0 | 8 | 0 | 0 | 0 | 0 | 0 |
| Total..... | 27 | 1036 | 38.4 | 57 | 2 | 3 | 5 | 3 | 2 |
| Opponents..... | 27 | 1049 | 38.9 | 57 | 3 | 8 | 9 | 3 | 1 |

2016 RESULTS (2-3, 1-0 MW)

| Date | Opponent | W/L | Score | Attend |
|----------|---------------------|-----|------------|--------|
| Sept. 1 | JACKSON STATE | W | 63-13 | 18,575 |
| Sept. 10 | at UCLA | L | 21-42 | 63,712 |
| Sept. 17 | at Central Michigan | L | 21-44 | 19,922 |
| Sept. 24 | IDAHO | L | 30-33 (OT) | 17,229 |
| Oct. 1 | FRESNO STATE* | W | 45-20 | 17,811 |
| Oct. 8 | at San Diego State* | | | |
| Oct. 15 | at Hawai'i* | | | |
| Oct. 22 | COLORADO STATE* | | | |
| Oct. 29 | at San Jose State* | | | |
| Nov. 12 | WYOMING* | | | |
| Nov. 18 | at Boise State* | | | |
| Nov. 26 | NEVADA, RENO* | | | |

*Mountain West game

| Record | Overall | Home | Away | Neutral |
|----------------|---------|------|------|---------|
| All Games | 2-3 | 2-1 | 0-2 | 0-0 |
| Conference | 1-0 | 1-0 | 0-0 | 0-0 |
| Non-Conference | 1-3 | 1-1 | 0-2 | 0-0 |

SCORE BY QUARTERS

| | 1st | 2nd | 3rd | 4th | OT | Total |
|-----------|-----|-----|-----|-----|----|-------|
| UNLV | 42 | 70 | 41 | 24 | 3 | 180 |
| Opponents | 35 | 55 | 22 | 34 | 6 | 152 |

ATTENDANCE (AVG)

| | | |
|-----------------|-----------|------------|
| Total: | 5/137,249 | (5/27,449) |
| Home: | 3/53,615 | (3/17,872) |
| Away: | 2/83,634 | (2/41,817) |
| Neutral: | 0/0 | (0/0) |

ALL-PURPOSE YARDAGE

| PLAYER | G | Rush | Rec | PR | KOR | IR | Tot | Avg/G |
|-------------------|----------|-------------|-------------|-----------|------------|------------|-------------|--------------|
| WILLIAMS, Charles | 5 | 313 | 11 | 0 | 205 | 0 | 529 | 105.8 |
| THOMAS, Lexington | 5 | 472 | 3 | 0 | 27 | 0 | 502 | 100.4 |
| WOODS JR., Darren | 5 | 48 | 189 | 0 | 163 | 0 | 400 | 80.0 |
| BOYD, Devonte | 5 | 0 | 329 | 0 | 0 | 0 | 329 | 65.8 |
| STANTON, Johnny | 4 | 231 | 0 | 0 | 0 | 0 | 231 | 57.8 |
| MCTYER, Tory | 4 | 0 | 0 | 0 | 140 | 43 | 183 | 45.8 |
| SNEED, Dalton | 3 | 147 | 0 | 0 | 0 | 0 | 147 | 49.0 |
| GREENE, David | 5 | 92 | 0 | 0 | 0 | 0 | 92 | 18.4 |
| PRICE, Andrew | 5 | 0 | 77 | 0 | 0 | 0 | 77 | 15.4 |
| STEVENSON, Mekhi | 5 | 0 | 73 | -5 | 0 | 0 | 68 | 13.6 |
| CAMPBELL, Xzaviar | 4 | 64 | 0 | 0 | 0 | 0 | 64 | 16.0 |
| TROSCLAIR, Elijah | 3 | 0 | 61 | 0 | 0 | 0 | 61 | 20.3 |
| MOUTON, Darius | 5 | 0 | 0 | 0 | 0 | 59 | 59 | 11.8 |
| HOLT, Tim | 5 | 0 | 17 | 0 | 0 | 0 | 17 | 3.4 |
| PHILIPPI, Marc | 4 | 0 | 16 | 0 | 0 | 0 | 16 | 4.0 |
| KANTEMAN, Trevor | 5 | 0 | 15 | 0 | 0 | 0 | 15 | 3.0 |
| BORG, Aaron | 3 | 0 | 0 | 11 | 0 | 0 | 11 | 3.7 |
| PRESLEY, Brandon | 1 | 0 | 14 | -7 | 0 | 0 | 7 | 7.0 |
| CUI III, Allan | 3 | 0 | 6 | 0 | 0 | 0 | 6 | 2.0 |
| TEAM | 4 | -2 | 0 | 0 | 0 | 0 | -2 | -0.5 |
| Total | 5 | 1365 | 811 | -1 | 535 | 102 | 2812 | 562.4 |
| Opponents | 5 | 667 | 1321 | 23 | 443 | 93 | 2547 | 509.4 |

2016 UNLV FOOTBALL

RUSHING

| PLAYER | G | Att | Gain | Loss | Net | Avg | TD | Lg | Avg/G |
|-------------------|----------|------------|-------------|------------|-------------|------------|-----------|-----------|--------------|
| THOMAS, Lexington | 5 | 81 | 504 | 32 | 472 | 5.8 | 7 | 85 | 94.4 |
| WILLIAMS, Charles | 5 | 49 | 327 | 14 | 313 | 6.4 | 2 | 42 | 62.6 |
| STANTON, Johnny | 4 | 40 | 253 | 22 | 231 | 5.8 | 1 | 26 | 57.8 |
| SNEED, Dalton | 3 | 15 | 157 | 10 | 147 | 9.8 | 1 | 91 | 49.0 |
| GREENE, David | 5 | 18 | 94 | 2 | 92 | 5.1 | 3 | 16 | 18.4 |
| CAMPBELL, Xzaviar | 4 | 12 | 65 | 1 | 64 | 5.3 | 0 | 31 | 16.0 |
| WOODS JR., Darren | 5 | 3 | 48 | 0 | 48 | 16.0 | 0 | 27 | 9.6 |
| TEAM | 4 | 2 | 0 | 2 | -2 | -1.0 | 0 | 0 | -0.5 |
| Total | 5 | 220 | 1448 | 83 | 1365 | 6.2 | 14 | 91 | 273.0 |
| Opponents | 5 | 177 | 767 | 100 | 667 | 3.8 | 7 | 31 | 133.4 |

PASSING

| PLAYER | G | Effic | C-A-I | Pct | Yds | TD | Lg | Avg/G |
|------------------|----------|---------------|-----------------|-------------|-------------|-----------|-----------|--------------|
| STANTON, Johnny | 4 | 107.09 | 50-107-6 | 46.7 | 676 | 6 | 56 | 169.0 |
| SNEED, Dalton | 3 | 139.06 | 9-17-0 | 52.9 | 135 | 1 | 61 | 45.0 |
| Total | 5 | 111.47 | 59-124-6 | 47.6 | 811 | 7 | 61 | 162.2 |
| Opponents | 5 | 119.42 | 94-197-3 | 47.7 | 1321 | 11 | 80 | 264.2 |

RECEIVING

| PLAYER | G | No | Yds | Avg | TD | Long | Avg/G |
|-------------------|----------|-----------|-------------|-------------|-----------|-----------|--------------|
| BOYD, Devonte | 5 | 18 | 329 | 18.3 | 3 | 56 | 65.8 |
| WOODS JR., Darren | 5 | 13 | 189 | 14.5 | 1 | 35 | 37.8 |
| PRICE, Andrew | 5 | 7 | 77 | 11.0 | 0 | 18 | 15.4 |
| STEVENSON, Mekhi | 5 | 7 | 73 | 10.4 | 1 | 16 | 14.6 |
| WILLIAMS, Charles | 5 | 3 | 11 | 3.7 | 0 | 16 | 2.2 |
| THOMAS, Lexington | 5 | 3 | 3 | 1.0 | 0 | 5 | 0.6 |
| HOLT, Tim | 5 | 2 | 17 | 8.5 | 0 | 9 | 3.4 |
| PHILIPPI, Marc | 4 | 2 | 16 | 8.0 | 1 | 12 | 4.0 |
| TROSCLAIR, Elijah | 3 | 1 | 61 | 61.0 | 1 | 61 | 20.3 |
| KANTEMAN, Trevor | 5 | 1 | 15 | 15.0 | 0 | 15 | 3.0 |
| PRESLEY, B. | 1 | 1 | 14 | 14.0 | 0 | 14 | 14.0 |
| CUI III, Allan | 3 | 1 | 6 | 6.0 | 0 | 6 | 2.0 |
| Total | 5 | 59 | 811 | 13.7 | 7 | 61 | 162.2 |
| Opponents | 5 | 94 | 1321 | 14.1 | 11 | 80 | 264.2 |

TOTAL OFFENSE

| PLAYER | G | Plays | Rush | Pass | Total | Avg/G |
|-------------------|----------|------------|-------------|-------------|-------------|--------------|
| STANTON, Johnny | 4 | 147 | 231 | 676 | 907 | 226.8 |
| THOMAS, Lexington | 5 | 81 | 472 | 0 | 472 | 94.4 |
| WILLIAMS, Charles | 5 | 49 | 313 | 0 | 313 | 62.6 |
| SNEED, Dalton | 3 | 32 | 147 | 135 | 282 | 94.0 |
| GREENE, David | 5 | 18 | 92 | 0 | 92 | 18.4 |
| CAMPBELL, Xzaviar | 4 | 12 | 64 | 0 | 64 | 16.0 |
| WOODS JR., Darren | 5 | 3 | 48 | 0 | 48 | 9.6 |
| TEAM | 4 | 2 | -2 | 0 | -2 | -0.5 |
| Total | 5 | 344 | 1365 | 811 | 2176 | 435.2 |
| Opponents | 5 | 374 | 667 | 1321 | 1988 | 397.6 |

KICK RETURNS

| PLAYER | No | Yds | Avg | TD | Long |
|-------------------|-----------|------------|-------------|----------|-----------|
| WILLIAMS, Charles | 11 | 205 | 18.6 | 0 | 33 |
| MCTYER, Torry | 6 | 140 | 23.3 | 0 | 30 |
| WOODS JR., Darren | 6 | 163 | 27.2 | 0 | 43 |
| THOMAS, Lexington | 1 | 27 | 27.0 | 0 | 27 |
| Total | 24 | 535 | 22.3 | 0 | 43 |
| Opponents | 20 | 443 | 22.1 | 0 | 38 |

FUMBLE RETURNS

| PLAYER | No | Yds | Avg | TD | Long |
|-------------------|----------|-----------|-------------|----------|-----------|
| DEHDASHTIAN, Nick | 1 | 28 | 28.0 | 1 | 28 |
| Total | 1 | 28 | 28.0 | 1 | 28 |
| Opponents | 0 | 0 | 0.0 | 0 | 0 |

INTERCEPTIONS

| PLAYER | No | Yds | Avg | TD | Long |
|------------------|----------|------------|-------------|----------|-----------|
| MOUTON, Darius | 1 | 59 | 59.0 | 0 | 59 |
| MCTYER, Torry | 1 | 43 | 43.0 | 1 | 43 |
| HAWTHORNE, Troy | 1 | 0 | 0.0 | 0 | 0 |
| Total | 3 | 102 | 34.0 | 1 | 59 |
| Opponents | 6 | 93 | 15.5 | 1 | 52 |

PUNT RETURNS

| PLAYER | No | Yds | Avg | TD | Long |
|-------------------|-----------|-----------|-------------|----------|-----------|
| STEVENSON, Mekhi | 5 | -5 | -1.0 | 0 | 0 |
| PRESLEY, B. | 1 | -7 | -7.0 | 0 | 0 |
| BORG, Aaron | 1 | 11 | 11.0 | 0 | 0 |
| WILLIAMS, Charles | 0 | 0 | 0.0 | 1 | 0 |
| Total | 7 | -1 | -0.1 | 1 | 0 |
| Opponents | 10 | 23 | 2.3 | 0 | 11 |

SCORING

| PLAYER | TD | FGs | PATs | | | | DXP | Saf | Points |
|-------------------|-----------|------------|--------------|------------|----------|------------|----------|----------|------------|
| | | | Kick | Rush | Rcv | Pass | | | |
| THOMAS, Lexington | 7 | 0-0 | 0-0 | 0-0 | 0 | 0-0 | 0 | 0 | 42 |
| PANTELS, Evan | 0 | 4-4 | 24-24 | 0-0 | 0 | 0-0 | 0 | 0 | 36 |
| BOYD, Devonte | 3 | 0-0 | 0-0 | 0-0 | 0 | 0-0 | 0 | 0 | 18 |
| WILLIAMS, Charles | 3 | 0-0 | 0-0 | 0-0 | 0 | 0-0 | 0 | 0 | 18 |
| GREENE, David | 3 | 0-0 | 0-0 | 0-0 | 0 | 0-0 | 0 | 0 | 18 |
| STEVENSON, Mekhi | 1 | 0-0 | 0-0 | 0-0 | 0 | 0-0 | 0 | 0 | 6 |
| STANTON, Johnny | 1 | 0-0 | 0-0 | 0-0 | 0 | 0-0 | 0 | 0 | 6 |
| SNEED, Dalton | 1 | 0-0 | 0-0 | 0-0 | 0 | 0-0 | 0 | 0 | 6 |
| PHILIPPI, Marc | 1 | 0-0 | 0-0 | 0-0 | 0 | 0-0 | 0 | 0 | 6 |
| TROSCLAIR, Elijah | 1 | 0-0 | 0-0 | 0-0 | 0 | 0-0 | 0 | 0 | 6 |
| WOODS JR., Darren | 1 | 0-0 | 0-0 | 0-0 | 0 | 0-0 | 0 | 0 | 6 |
| MCTYER, Torry | 1 | 0-0 | 0-0 | 0-0 | 0 | 0-0 | 0 | 0 | 6 |
| DEHDASHTIAN, Nick | 1 | 0-0 | 0-0 | 0-0 | 0 | 0-0 | 0 | 0 | 6 |
| Total | 24 | 4-4 | 24-24 | 0-0 | 0 | 0-0 | 0 | 0 | 180 |
| Opponents | 19 | 6-9 | 18-18 | 0-0 | 0 | 0-0 | 0 | 1 | 152 |

2016 GAME-BY-GAME TEAM STATISTICS

| UNLV | RUSH | PASS | OFF. | 1STDwn | POSS. | TOs | OPPONENT | RUSH | PASS | OFF. | 1STDwn | Poss. | TOs |
|---------------------|------|------|------|--------|-------|-----|---------------------|------|------|------|--------|-------|-----|
| Jackson State | 280 | 223 | 503 | 21 | 28:11 | 1 | Jackson State | 108 | 144 | 252 | 17 | 31:49 | 3 |
| at UCLA | 175 | 219 | 328 | 18 | 26:22 | 2 | at UCLA | 219 | 280 | 499 | 30 | 33:38 | 1 |
| at Central Michigan | 182 | 131 | 313 | 15 | 28:06 | 2 | at Central Michigan | 147 | 352 | 499 | 23 | 31:54 | 1 |
| Idaho | 364 | 175 | 539 | 26 | 33:13 | 2 | Idaho | 129 | 249 | 378 | 21 | 26:47 | 1 |
| Fresno State | 364 | 129 | 493 | 19 | 32:17 | 0 | Fresno State | 64 | 296 | 360 | 15 | 27:43 | 1 |
| at San Digeo State | | | | | | | at San Digeo State | | | | | | |
| at Hawaii | | | | | | | at Hawaii | | | | | | |
| Colorado State | | | | | | | Colorado State | | | | | | |
| at San Jose State | | | | | | | at San Jose State | | | | | | |
| Wyoming | | | | | | | Wyoming | | | | | | |
| at Boise State | | | | | | | at Boise State | | | | | | |
| Nevada, Reno | | | | | | | Nevada, Reno | | | | | | |

2016 TEAM SUPERLATIVES

UNLV

| |
|------------------------|
| Points Scored |
| First Downs |
| Rushing |
| Passing |
| Penalty |
| Rushing Attempts |
| Rushing Yards |
| Passing Attempts |
| Passing Completions |
| Passing Yards |
| Passes Had Intercepted |
| Total Offensive Plays |
| Total Offensive Yards |
| Fumbles |
| Lost |
| Penalties |
| Yards |
| Sacks |
| Yards |

HIGH

| |
|--|
| 63, vs. Jackson State (9/1) |
| 26, vs. Idaho (9/24) |
| 15, vs. Idaho (9/24) |
| 15, at Central Michigan (9/17) |
| 2, twice, last vs. Fresno State (10/1) |
| 54, vs. Fresno State (10/1) |
| 364, twice, last vs. Fresno State (10/1) |
| 41, at Central Michigan (9/17) |
| 15, at Central Michigan (9/17) |
| 223, vs. Jackson State (9/1) |
| 2, 3x, last vs. Idaho (9/24) |
| 79, at Central Michigan (9/17) |
| 539, vs. Idaho (9/24) |
| 2, twice, last vs. Fresno State (10/1) |
| 1, vs. Jackson State (9/1) |
| 9, at Central Michigan (9/17) |
| 94, at Central Michigan (9/17) |
| 3, vs. Idaho (9/24) |
| 20, vs. Fresno State (10/1) |

LOW

| |
|--|
| 21, twice, last at Central Michigan (9/17) |
| 15, at Central Michigan (9/17) |
| 8, at Central Michigan (9/17) |
| 4, vs. Fresno State (10/1) |
| 0, 3x, last at Central Michigan (9/17) |
| 35, at UCLA (9/10) |
| 175, at UCLA (9/10) |
| 13, vs. Jackson State (9/1) |
| 8, vs. Fresno State (10/1) |
| 129, vs. Fresno State (10/1) |
| 0, twice, last vs. Fresno State (10/1) |
| 57, vs. Jackson State (9/1) |
| 313, at Central Michigan (9/17) |
| 0, 3x, last vs. Idaho (9/24) |
| 0, 4x, last vs. Fresno State (10/1) |
| 4, vs. Fresno State (10/1) |
| 45, vs. Fresno State (10/1) |
| 0, at Central Michigan (9/17) |
| 0, at Central Michigan (9/17) |

OPPONENTS

| |
|------------------------|
| Points Scored |
| First Downs |
| Rushing |
| Passing |
| Penalty |
| Rushing Attempts |
| Rushing Yards |
| Passing Attempts |
| Passing Completions |
| Passing Yards |
| Passes Had Intercepted |
| Total Offensive Plays |
| Total Offensive Yards |
| Fumbles |
| Lost |
| Penalties |
| Yards |
| Sacks |
| Yards |

HIGH

| |
|---|
| 44, at Central Michigan (9/17) |
| 30, at UCLA (9/10) |
| 13, at UCLA (9/10) |
| 15, twice, last at Central Michigan (9/17) |
| 3, 3x, last vs. Idaho (9/24) |
| 40, at UCLA (9/10) |
| 219, at UCLA (9/10) |
| 45, vs. Fresno State (10/1) |
| 24, at UCLA (9/10) |
| 352, at Central Michigan (9/17) |
| 2, vs. Jackson State (9/1) |
| 79, at UCLA (9/10) |
| 499, twice, last at Central Michigan (9/17) |
| 2, vs. Jackson State (9/1) |
| 1, 4x, last vs. Idaho (9/24) |
| 9, at UCLA (9/10) |
| 74, at UCLA (9/10) |
| 1, twice, last at Central Michigan (9/17) |
| 11, at Central Michigan (9/17) |

LOW

| |
|--|
| 13, vs. Jackson State (9/1) |
| 15, vs. Fresno State (10/1) |
| 3, vs. Fresno State (10/1) |
| 8, vs. Jackson State (9/1) |
| 2, twice, last vs. Fresno State (10/1) |
| 32, vs. Fresno State (10/1) |
| 64, vs. Fresno State (10/1) |
| 35, vs. Idaho (9/24) |
| 16, vs. Fresno State (10/1) |
| 144, vs. Jackson State (9/1) |
| 0, 3x, last vs. Idaho (9/24) |
| 69, at Central Michigan (9/17) |
| 252, vs. Jackson State (9/1) |
| 1, 4x, last vs. Fresno State (10/1) |
| 0, vs. Fresno State (10/1) |
| 2, vs. Jackson State (9/1) |
| 10, vs. Jackson State (9/1) |
| 0, 3x, last vs. Fresno State (10/1) |
| 0, 3x, last vs. Fresno State (10/1) |

2016 INDIVIDUAL SUPERLATIVES

| UNLV | OPPONENT |
|---|---|
| Rushing Attempts: 19, Lexington Thomas vs. Idaho (9/24) 19, Lexington Thomas at UCLA (9/10) | Rushing Attempts: 20, Aaron Duckworth of Idaho (9/24) Rushing Yards: 90, Aaron Duckworth of Idaho (9/24) |
| Rushing Yards: 160, Lexington Thomas vs. Idaho (9/24) | 90, Soso Jamabo of UCLA (9/10) |
| TD Run: 91, Dalton Sneed vs. Fresno State (10/1) | TD Run: 23, Soso Jamabo of UCLA (9/10) |
| Non-Scoring Run: 42, Charles Williams vs. Fresno State (10/1) | Non-Scoring Run: 31, Soso Jamabo of UCLA (9/10) |
| Passes Attempted: 41, Johnny Stanton at Central Michigan (9/17) | Passes Attempted: 45, Chason Virgil of Fresno State (10/1) |
| Passes Completed: 15, Johnny Stanton at Central Michigan (9/17) | Passes Completed: 23, Josh Rosen of UCLA (9/10) |
| Passes Had Intercepted: 2, Johnny Stanton vs. Idaho (9/24) 2, Johnny Stanton at Central Michigan (9/17) 2, Johnny Stanton at UCLA (9/10) | Passes Had Intercepted: 1, LaMontiez Ivy of Jackson State (9/1) 1, Brent Lyles of Jackson State (9/1) 605, Josh Rosen of UCLA (9/10) |
| Completion Percentage: .833, Johnny Stanton vs. Jackson State (9/1) | Completion Percentage: 352, Cooper Rush of Central Michigan (9/17) |
| Passing Yards: 217, Johnny Stanton vs. Jackson State (9/1) | Passing Yards: 80, Chason Virgil to Aaron Peck of Fresno State (10/1) |
| TD Pass: 61, Dalton Sneed to Elijah Troclair vs. Fresno State (10/1) | TD Pass: 31, Tyler Conklin of Central Michigan (9/17) |
| Non-Scoring Pass: 36, Dalton Sneed to Devonte Boyd vs. Fresno State (10/1) | Non-Scoring Pass: 31, Tyler Conklin of Central Michigan (9/17) |
| Receptions: 6, Devonte Boyd vs. Idaho (9/24) | Receptions: 6, Corey Willis of Central Michigan (9/17) |
| Reception Yards: 135, Devonte Boyd vs. Jackson State (9/17) | Reception Yards: 194, Aaron Peck of Fresno State (10/1) |
| Punt Returns: 2, Mehki Stevenson at UCLA (9/10) | Punt Returns: 2, Tyquwan Glass of Fresno State (10/1) |
| Punt Return Yards: 11, Aaron Borg at Central Michigan (9/17) | 2, Alfonso Onuwor of Idaho (9/24) |
| Punt Return Long: 11, Aaron Borg at Central Michigan (9/17) | 2, Ishmael Adams of UCLA (9/10) |
| Punt Return, TD: N/A | (-1), Ishmael Adams of UCLA (9/10) 1, Ishmael Adams of UCLA (9/10) N/A |
| Kickoff Returns: 4, Charles Williams at Central Michigan (9/17) 4, Charles Williams at UCLA (9/10) | Kickoff Returns: 4, Denzal Brantley of Idaho (9/24) 4, Ishmael Adams of UCLA (9/10) |
| Kickoff Return Yards: 96, Charles Williams at UCLA (9/10) | Kickoff Return Yards: 109, Ishmael Adams of UCLA (9/10) |
| Kickoff Return Long: 43, Darren Woods Jr. vs. Idaho (9/24) | Kickoff Return Long: 38, Ishmael Adams of UCLA (9/10) |
| Kickoff Return, TD: N/A | Kickoff Return, TD: N/A |
| Offensive Attempts: 49, Johnny Stanton at Central Michigan (9/17) | Offensive Attempts: 45, Matt Linehan of Idaho (9/24) |
| Offensive Yards: 306, Johnny Stanton vs. Idaho (9/24) | Offensive Yards: 388, Cooper Rush of Central Michigan (9/17) |
| All-Purpose Attempts: 22, Charles Williams vs. Fresno State (10/1) | All-Purpose Attempts: 20, Aaron Duckworth of Idaho (9/24) |
| All-Purpose Yards: 208, Charles Williams vs. Fresno State (10/1) | All-Purpose Yards: 194, Aaron Peck of Fresno State (10/1) |
| Points: 18, Devonte Boyd vs. Jackson State (9/1) | Points: 18, Soso Jamabo of UCLA (9/10) |
| Touchdowns: 3, Devonte Boyd vs. Jackson State (9/1) | Touchdowns: 3, Soso Jamabo of UCLA (9/10) |
| Field Goals Attempted: 3, Evan Pantels vs. Idaho (9/24) | Field Goals Attempted: 3, Brian Eavey of Central Michigan (9/17) |
| Field Goals Made: 3, Evan Pantels vs. Idaho (9/24) | Field Goals Made: 2, Kody Kroening of Fresno State (10/1) 2, Austin Rehkow of Idaho (9/24) |
| Longest Field Goal Attempted: 38, Evan Pantels vs. Fresno State (10/1) | 2, Christian Jacquemin of Jackson State (9/1) |
| Longest Field Goal Made: 38, Evan Pantels vs. Fresno State (10/1) | Longest Field Goal Attempted: 47, Kody Kroening of Fresno State (10/1) |
| Punts: 9, Evan Pantels at Central Michigan (9/17) | Longest Field Goal Made: 47, Kody Kroening of Fresno State (10/1) |
| Best Punting Average: 44.5, Evan Pantels vs. Fresno State (10/1) | Punts: 8, Blake Cusick of Fresno State (10/1) |
| Longest Punt: 57, Evan Pantels at Central Michigan (9/17) | Best Punting Average: 44.0, Austin Kent of UCLA (9/10) |
| Tackles: 15, Tau Lotulelei vs. Idaho (9/24) | Longest Punt: 57, Christian Jacquemin of Jackson State (9/1) |
| Sacks: 1.0, Tau Lotulelei vs. Fresno State (10/1) 1.0, Mike Hughes Jr. vs. Fresno State (10/1) 1.0, Salanoa-Alo Wily vs. Idaho (9/24) 1.0, Mark Finau vs. Idaho (9/24) 1.0, Jason Fao vs. Idaho (9/24) 1.0, LaKeith Walls at UCLA (9/10) 1.0, Antonio Zepeda vs. Jackson State (9/1) | Tackles: 15, Ed Hall of Idaho (9/24) |
| Interceptions: 1, Darius Mouton vs. Fresno State (10/1) 1, Troy Hawthorne vs. Jackson State (9/1) 1, Torry McTyer vs. Jackson State (9/1) | Sacks: 1.0, Kenny Young of UCLA (9/10) |
| Interception Return: 59, Darius Mouton vs. Fresno State (10/1) | Interceptions: 2, Kaden Elliss of Idaho (9/24) 2, Randall Goforth of UCLA (9/10) |
| Interception Return, TD: 1, Torry McTyer vs. Jackson State (9/1) | Interception Return: 52, Randall Goforth of UCLA (9/10) |
| Fumbles Forced: 1, LaKeith Walls vs. Idaho (9/24) 1, LaKeith Walls at Central Michigan (9/17) 1, Troy Hawthorne at UCLA (9/10) 1, Troy Hawthorne vs. Jackson State (9/1) | Interception Return, TD: 1, Kaden Elliss vs. Idaho (9/24) |
| Fumbles Recovered: 1, Jason Fao vs. Idaho (9/24) 1, Ryan McAleenan at Central Michigan (9/17) 1, Troy Hawthorne at UCLA (9/10) 1, Nick Dehdashtian vs. Jackson State (9/1) | Fumbles Forced: 1, Brandon Maiden of Jackson State (9/1) |
| Fumble Return: 28, Nick Dehdashtian vs. Jackson State (9/1) | Fumbles Recovered: 1, Preston Hughes of Jackson State (9/1) |
| Fumble Return, TD: 28, Nick Dehdashtian vs. Jackson State (9/1) | Fumble Return: N/A |
| | Fumble Return, TD: N/A |

2016 UNLV NUMERICAL ROSTER

| NO | NAME | POS | HGT | WGT | CL-EX | HOMETOWN | HIGH SCHOOL/PREVIOUS SCHOOL(S) |
|------|-------------------|------|------|-----|-------|---------------------|---|
| 1 | Jay'Onn Myles | DB | 5-8 | 165 | SR-1L | Palmdale, CA | Palmdale HS/LA Pierce College |
| 1 | Armani Rogers | QB | 6-5 | 215 | FR-HS | Los Angeles, CA | Hamilton HS |
| 2 | Mekhi Stevenson | WR | 6-0 | 180 | FR-HS | Lemon Grove, CA | Helix HS |
| 3 | Lexington Thomas | RB | 5-9 | 170 | SO-1L | Houston, TX | Benjamin Davis HS |
| 4 | Torry McTyer | DB | 6-0 | 195 | SR-3L | Los Angeles, CA | Cathedral HS |
| 4 | Johnny Stanton | QB | 6-2 | 245 | JR-TR | R.S. Margarita, CA | Santa Margarita HS/Nebraska/Saddleback C. |
| 5 | Brian Keyes | LB | 6-1 | 255 | JR-TR | Surprise, AZ | Willow Canyon HS/Arizona/Scottsdale CC |
| 6 | Tykenzie Daniels | DB | 5-9 | 185 | FR-HS | Richmond, TX | Foster HS |
| 7 | Jamal Holloway | DL | 6-3 | 210 | FR-HS | Camden, NJ | Camden HS |
| 7 | Marc Philippi | FB | 5-10 | 225 | SR-2L | Las Vegas, NV | Bishop Gorman HS |
| 8 | Charles Williams | RB | 5-9 | 175 | FR-HS | Fresno, CA | Bullard HS |
| 9 | Trevor Kanteman | TE | 6-4 | 240 | JR-TR | Woodland Hills, CA | Royal HS/Illinois/LA Pierce College |
| 10 | Darren Woods Jr. | WR | 6-0 | 215 | FR-RS | Missouri City, TX | Elkins HS |
| 11 | Troy Hawthorne | DB | 6-3 | 210 | SR-3L | Glendale, AZ | Centennial HS |
| 13 | Tim Hough | DB | 5-11 | 195 | SO-1L | Las Vegas, NV | Desert Pines HS |
| 14 | Kurt Palandech | QB | 6-2 | 185 | JR-1L | Plainfield, IL | North HS/North Dakota/Laney College |
| 15 | Soli Afalava | DB | 6-2 | 205 | FR-RS | Hau'ula, HI | Kahuku HS |
| 16 | Javin White | DB | 6-2 | 190 | FR-RS | Oakland, CA | McClymonds HS |
| 17 | Evan Austrie | DB | 6-0 | 200 | FR-RS | Valejo, CA | Valejo HS |
| 18 | Dalton Sneed | QB | 6-0 | 195 | FR-RS | Scottsdale, AZ | Horizon HS |
| 19 | Mark Finau | DL | 6-3 | 230 | JR-1L | Valley Glen, CA | Cathedral HS/LA Valley College |
| 20 | LaKeith Walls | LB | 6-3 | 235 | SR-TR | Cleveland, OH | Rhodes HS/Illinois |
| 21 | Darius Mouton | DB | 5-10 | 170 | SO-1L | Houston, TX | North Shore HS |
| 22#% | David Greene | RB | 6-0 | 210 | SR-3L | Dallas, TX | Skyline HS |
| 23 | Matt Lea | LB | 5-10 | 220 | JR-2L | Fresno, CA | Central HS |
| 24 | Robert Jackson | DB | 6-2 | 205 | JR-TR | Fort Myers, FL | Lehigh Senior HS/College of the Sequoias |
| 25 | Gabe McCoy | LB | 6-2 | 210 | FR-RS | Pittsburg, CA | Pittsburg HS |
| 26 | Iggy Porchia | DL | 6-2 | 240 | SR-3L | Los Angeles, CA | Venice HS |
| 27 | David Tate Jr. | LB | 6-1 | 220 | FR-HS | Fresno, CA | Edison HS |
| 27 | Dorian Naiditch | PK | 5-4 | 155 | SO-RS | Carlisle, PA | Carlisle HS |
| 29 | Evan Owens | RB | 6-1 | 220 | JR-TR | Tracy, CA | Kimball HS/San Joaquin Delta College |
| 30 | Evan Pantels | P/PK | 5-10 | 180 | SO-TR | Suwanee, GA | Peachtree Ridge HS/Georgia St./Georgia Military |
| 31 | Salah Boyce | DB | 5-7 | 180 | SO-TR | Las Vegas, NV | Arbor View HS/University of Mary |
| 32 | Jericho Flowers | DB | 5-10 | 170 | FR-RS | Los Angeles, CA | Hamilton HS |
| 33 | Dalton Baker | DB | 5-11 | 185 | SO-1L | Las Vegas, NV | Bishop Gorman HS |
| 34 | Henri Jussila | RB | 5-9 | 180 | JR-1L | Järvenpää, Finland | Layton Christian Academy/Mäkelänrinteen HS |
| 35 | Xzavier Campbell | RB | 5-11 | 215 | SO-1L | Bellaire, TX | Bellaire HS |
| 36 | Christian Minor | DB | 5-9 | 190 | FR-HS | North Las Vegas, NV | Canyon Springs HS |
| 38 | Lantz Worthington | RB | 5-7 | 180 | JR-TR | Las Vegas, NV | Centennial HS/Southern Oregon |
| 39 | Grant Schober | P/PK | 6-2 | 190 | FR-RS | Pasadena, CA | Maranatha HS |
| 40 | Nicolai Bornand | PK | 6-1 | 225 | SR-3L | Santa Barbara, CA | Dos Pueblos HS |
| 42 | Salanoa-Alo Wily | DL | 6-0 | 280 | SO-1L | Laie, HI | Kahuku HS |
| 43 | Tim Holt | TE | 6-2 | 230 | JR-TR | Yorba Linda, CA | Yorba Linda HS/Fullerton College |
| 44 | Kenny Keys | DB | 6-4 | 200 | SR-3L | San Diego, CA | Helix HS |
| 45 | Giovanni Fauolo | TE | 6-2 | 250 | FR-HS | Oakley, CA | Freedom HS |
| 46 | George Carmona | LB | 5-10 | 205 | FR-HS | Las Vegas, NV | Cheyenne HS |
| 47 | Cameron Carr | LB | 6-1 | 250 | FR-HS | La Mirada, CA | La Mirada HS |
| 48 | Bailey Laolagi | LB | 6-1 | 210 | SO-1L | Folsom, CA | Folsom HS |
| 49 | Aaron Borg | LB | 6-1 | 225 | JR-TR | Scottsdale, AZ | Saguaro HS/Utah |
| 50 | Kyler O'Halloran | LB | 6-0 | 230 | SO-TR | Kailua Kona, HI | Kealakehe HS/Ventura CC |
| 51 | Zack Singer | OL | 6-2 | 320 | SO-TR | Las Vegas, NV | Bishop Gorman HS/Kent State |
| 51 | Daniel Godfrey | LB | 5-8 | 220 | FR-HS | Las Vegas, NV | Sierra Vista HS |
| 52 | Leevel Tatum III | DL | 6-0 | 270 | FR-HS | Fresno, CA | Edison HS |
| 53 | Roscoe Kalilikane | LB | 6-0 | 235 | JR-1L | Honolulu, HI | Radford HS |
| 55# | Tau Lotulelei | LB | 6-1 | 235 | SR-3L | Kihei, HI | Maui HS |
| 56# | Ryan McAleenan | LB | 6-2 | 220 | SR-2L | Glendale, CA | St. Francis HS/SJSU/Coll. of the Canyons |
| 57 | Joe Lang | LS | 6-2 | 210 | SO-TR | Pullman, WA | Pullman HS/Washington State |
| 58# | Will Kreitler | OL | 6-0 | 295 | SR-1L | Gilbert, AZ | Gilbert HS/Scottsdale CC |
| 59 | Toa lafeta | DL | 6-5 | 285 | FR-HS | San Jose, CA | Milipitas HS |
| 60 | Andrew Erbes | OL | 6-2 | 310 | JR-TR | Scottsdale, AZ | Saguaro HS/Mesa College/Idaho |

2016 UNLV FOOTBALL

| NO | NAME | POS | HGT | WGT | CL-EX | HOMETOWN | HIGH SCHOOL/PREVIOUS SCHOOL(S) |
|----|--------------------|-----|------|-----|-------|----------------------|--|
| 61 | Angel Torres | OL | 5-11 | 270 | FR-HS | Las Vegas, NV | Desert Pines HS |
| 63 | J'Ondray Sanders | OL | 6-5 | 260 | JR-1L | Henderson, NV | Basic HS |
| 64 | Nathan Jacobson | OL | 6-5 | 290 | SO-1L | Snohomish, WA | Snohomish HS |
| 65 | Donovan Outlaw | OL | 6-4 | 285 | FR-HS | Henderson, NV | Coronado HS |
| 66 | Ammir Aziz | DL | 6-6 | 315 | SO-1L | Las Vegas, NV | Durango HS |
| 72 | Matt Brayton | OL | 6-3 | 305 | FR-HS | Monrovia, CA | Bishop Amat HS |
| 73 | Blake Coggins | OL | 6-5 | 300 | FR-RS | Las Vegas, NV | Arbor View HS |
| 74 | Julio Garcia | OL | 6-3 | 305 | FR-HS | Las Vegas, NV | Bishop Gorman HS |
| 75 | Jaron Caldwell | OL | 6-4 | 315 | FR-HS | Las Vegas, NV | Bishop Gorman HS |
| 76 | Kyle Saxelid | OL | 6-7 | 290 | JR-2L | Elk Grove, CA | Cosumnes Oaks HS |
| 77 | Michael Chevalier | OL | 6-3 | 300 | JR-TR | San Diego, CA | Mt. Carmel HS/San Diego Mesa College |
| 78 | Justin Polu | OL | 6-4 | 315 | FR-RS | Henderson, NV | Silverado HS |
| 79 | Jacob Becker | OL | 6-5 | 280 | JR-TR | Reno, NV | Reno HS/De Anza College |
| 80 | Brandon Presley | WR | 6-0 | 180 | SO-1L | Temecula, CA | Great Oak HS |
| 81 | Andre Collins Jr. | WR | 6-4 | 215 | FR-HS | Hacienda Heights, CA | Mater Dei HS |
| 82 | Elijah Trosclair | WR | 6-3 | 185 | FR-HS | Sacramento, CA | Sacramento HS |
| 83 | Devonte Boyd | WR | 6-1 | 180 | JR-2L | Henderson, NV | Basic HS |
| 84 | Kendal Keys | WR | 6-4 | 200 | JR-2L | San Diego, CA | Helix HS |
| 85 | Christian Clapp | WR | 6-1 | 190 | JR-1L | Honolulu, HI | Kaiser HS |
| 86 | Allan Cui III | WR | 5-5 | 175 | FR-RS | Honolulu, HI | St. Louis HS |
| 87 | Antonio Zepeda | DL | 6-6 | 270 | JR-2L | Phoenix, AZ | Camelback HS |
| 87 | Casey Acosta | WR | 5-11 | 160 | FR-HS | Las Vegas, NV | Chaparral HS |
| 88 | Andrew Price | TE | 6-6 | 255 | SR-3L | Blaine, WA | Blaine HS |
| 89 | Phillip Haynes III | TE | 6-4 | 245 | SO-SQ | Dallas, TX | Skyline HS |
| 90 | Cody Scherff | TE | 6-6 | 240 | JR-TR | Albert Lea, MN | Albert Lea Senior HS/Rochester CC |
| 91 | Tui Maloata | DL | 6-3 | 260 | SR-1L | Malaeloa, A. Samoa | Leone HS/Mt. SAC |
| 92 | Rodney Jones | DL | 6-3 | 215 | FR-HS | Stockton, CA | Lincoln HS |
| 94 | Jeremiah Valoaga | DL | 6-6 | 255 | SR-3L | Oxnard, CA | Channel Islands HS |
| 95 | Jason Fao | DL | 6-0 | 300 | JR-1L | Long Beach, CA | Long Beach Poly HS/Long Beach City College |
| 96 | Nate Oishi | OL | 5-10 | 275 | SO-1L | Honolulu, HI | Iolani HS |
| 97 | Dominic Baldwin | DL | 6-5 | 270 | SR-3L | Santa Maria, CA | Ernest Righetti HS |
| 98 | Nick Dehdashtian | DL | 6-1 | 290 | FR-RS | R.S. Margarita, CA | Santa Margarita Catholic HS |
| 99 | Mike Hughes Jr. | DL | 6-2 | 315 | JR-2L | Las Vegas, NV | Palo Verde HS |

#Team Captain %2016 Wiesner Award Honoree

UNLV PRONUNCIATION GUIDE

Soli Afalava (15)So-lee AH-fah-LAH-vah
Nicolai Bornand (40)
 NEEK-oh-lye BOR-nand
Salah Boycesah-LAH
Jaron Caldwell.....JERRIN
Xzaviar Campbell (35) X-ZAY-vee-er CAM-bull
Michael Chevalier (77)chev-VAHL-yay
Allan Cui III (86)COO-ee
Nick Dehdashtian (98)dah-DASH-tee-in
Jason Fao (95)FOW (rhymes with ow)
Mark Finau (19)FEE-now
Tim Hough (13)HUFF
Henri Jussila (34)HENRY ju-SILL-ah
Roscoe Kalilikane (53)
 kah-LEE-LEE-kah-nee
Will Kreitler (58) KRITE-ler
Bailey Laolagi (48)lau-LONG-ee
Matt Lea (23) LEE
Tau Lotulelei (55)TAHW low-2-LAY-LAY

Tui Maloata (91)
 TWO-ee mah-low-AH-tah
Ryan McAleenan (56)....MACK-ah-LEAN-in
Darius Mouton (21)MOO-ton
Dorian NaiditchNAY-ditch
Nate Oishi (96).....oh-E-she
Kurt Palandech (14)PAL-in-deck
Marc Philippi (7).....FILL-ah-pee
Justin Polu (78)PO-lew
Iggy Porchia (26)por-SHAY
J'Ondray Sanders (63)j-ON-dray
Kyle Saxelid (76) SAX-ah-lid
Jeremiah Valoaga (94) VOL-o-UN-gah
Javin White (16).....JAY-vin
Salanoa-Alo Wily (92)
 SAH-la-NO-ah AH-lo WHY-lee
Antonio Zepeda (87)zah-PED-ah
Coach Cedric Cormiercor-MEER