



Head Coach Brian Dutcher



Senior Guard Trey Kell



Junior Guard Devin Watson



Senior Forward Malik Pope

SAN DIEGO STATE AZTECS 2018 mountain west champions

2018 NCAA Championship First Round Media Notes

INTRUST Bank Arena | Wichita, Kan. | March 15, 2018

SAN DIEGO STATE NCAA DIVISION I CHAMPIONSHIP HISTORY

12th Appearance; 6-11 Record; Best Finish: Regional Semifinal / Sweet 16 in 2011 and 2014

Year	Seed	(Seed) Opponent	W/L	Result	Round	Site	Coach
1975		UNLV	L	80-90	West Regional, first	Tempe, Ariz.	Tim Vezie
1976		UCLA	L	64-74	West Regional, first	Eugene, Ore.	Tim Vezie
1985		UNLV	L	80-85	West Regional, first	Salt Lake City, Utah	Smokey Gaines
2002	13	(4) Illinois	L	64-93	Midwest Regional, first	Chicago, Ill.	Steve Fisher
2006	11	(6) Indiana	L	83-87	Oakland Regional, first	Salt Lake City, Utah	Steve Fisher
2010	11	(6) Tennessee	L	59-62	Midwest Regional, first	Providence, R.I.	Steve Fisher
2011	2	(15) Northern Colorado	W	68-50	West, second	Tucson, Ariz.	Steve Fisher
		(7) Temple	W-2ot	71-64	West, third	Tucson, Ariz.	Steve Fisher
		(3) Connecticut	L	67-74	West, semifinal	Tucson, Ariz.	Steve Fisher
2012	6	(11) North Carolina State	L	65-79	Midwest, second	Columbus, Ohio	Steve Fisher
2013	7	(10) Oklahoma	W	70-50	South, second	Philadelphia, Pa.	Steve Fisher
		(15) Florida Gulf Coast	L	71-81	South, third	Philadelphia, Pa.	Steve Fisher
2014	4	(13) New Mexico State	ot-W	73-69	West, second	Spokane, Wash.	Steve Fisher
		(12) North Dakota State	W	63-44	West, third	Spokane, Wash.	Steve Fisher
		(1) Arizona	L	64-70	West, semifinal	Anaheim, Calif.	Steve Fisher
2015	8	(9) St. John's	W	76-64	South, second	Charlotte, N.C.	Steve Fisher
		(1) Duke	L	49-68	South, third	Charlotte, N.C.	Steve Fisher

SAN DIEGO STATE NCAA TOURNAMENT NOTES

- ♦ San Diego State advances to the NCAA tournament for the seventh time in nine seasons.
- ♦ San Diego State advances to postseason play for the 12th time in 13 seasons (8 NCAA tournaments, 4 NITs).
- ♦ San Diego State makes its 14th NCAA tournament appearance, 12th at the Division I level and first under head coach Brian Dutcher.
- ♦ San Diego State will open the NCAA tournament as the lower seed for the first time in its last six appearances (2011-15)
- ♦ San Diego State's seed is a double digit for the first time since being an 11 seed in 2010.
- ♦ San Diego State is 0-2 all-time as an 11 seed, but lost both games by a combined seven points.
- ♦ Although this is **Brian Dutcher's** first NCAA appearance as a head coach, he has coached with **Steve Fisher** for each of his 40 NCAA tournament games (26-14), including a 9-6 record in their first tourney game. Over their last five appearances, their teams are 4-1 in the first game.

SAN DIEGO STATE NCAA TOURNAMENT MEDIA INFORMATION

TRAVEL PLANS

San Diego State will have a closed practices on campus Monday and Tuesday, before departing for Wichita, Kan., via charter plane.

TEAM HOTEL

Doubletree Airport
2098 Airport Road
Wichita, Kansas, 67209-1941

TEAM AVAILABILITY (WEDNESDAY)

Student-Athlete News Conference 4:15 - 4:30 p.m. CT
Locker Room Interviews 4:15 - 4:45 p.m. CT
Brian Dutcher News Conference 4:30 - 4:45 p.m. CT
Open Practice 4:55 - 5:35 p.m. CT

TEAM AVAILABILITY (FRIDAY)*

Student-Athlete News Conference 3:10 - 3:30 p.m. CT
Locker Room Interviews 3:10 - 3:50 p.m. CT
Brian Dutcher News Conference 3:30 - 3:50 p.m. CT
Closed Practice 1:35 - 3:05 p.m. CT

* - If San Diego State wins Friday.

VIDEO

San Diego State will once again provide news conference video and interviews to media outlets. Please contact a San Diego State representative for more information.

Director of Video Services: Jason Bott

E-Mail: jbott@mail.sdsu.edu
Cell: (619) 253-4921

MEDIA RELATIONS

Assistant Athletic Director - Media Relations Darin Wong and Assistant Athletic Director - Media Relations Jamie McConeghy will be with the team in Wichita, Kan. Please direct any questions toward them.

Assistant Athletic Director - Media Relations: Darin Wong

E-Mail: dwong@mail.sdsu.edu
Cell: (310) 489-2378
Twitter: @dwong_

Assistant Athletic Director - Media Relations: Jamie McConeghy

E-Mail: jmcconeg@mail.sdsu.edu
Cell: (607) 435-5577
Twitter: @McConeghySDSU

San Diego State Social Media

Twitter: @Aztec_MBB / @GoAztecs
Facebook: [facebook.com/goaztecs](https://www.facebook.com/goaztecs)
Instagram: @GoAztecs

QUICK FACTS

GENERAL INFORMATION

Location	San Diego, Calif., 92182
Founded	1897
Enrollment	33,726
Nickname	Aztecs
Colors	Scarlet (PMS 185) and Black
Arena	Viejas Arena at Aztec Bowl
Opened	1997
Capacity	12,414
Affiliation	NCAA Division I
Conference	Mountain West
President	Sally Roush
Athletics Director	John David Wicker
Alma Mater (Year)	Mississippi State (1992)

HISTORY

Seasons of Basketball	Playing in 97th
First Season of Basketball	1921-22
All-Time Record	1,464-1,111-1
NCAA Tournament Appearances	14 (counting 2017-18)
Seasons of Div. I Basketball	Playing in 48th
First Season of Div. I Basketball	1970-71
All-Time Div. I Record	776-666
NCAA Div. I Tourney Appearances	12 (counting 2017-18)
Last NCAA Appearance	2015
NIT Appearances	6
Last NIT Appearance	2016

TEAM INFORMATION

	Total	Home	Away	Neutral
2017-18 Record	22-10	13-2	4-7	5-1
2017-18 MW Record	11-7	8-1	3-6	0-0
Mountain West Finish	T-4th			
MW Tournament	Champions (3-0)			
Starters Returning/Lost	3/2			
Letterwinners Returning/Lost	6/5			

BASKETBALL STAFF

Head Coach	Brian Dutcher
Alma Mater (Year)	Minnesota (1982)
Record at SDSU (Years)	22-10 (1st)
Record Overall (Years)	22-10 (1st)
Associate Head Coach	Justin Hutson
Alma Mater (Year)	CSU Bakersfield (1994)
Assistant Coach	David Velasquez
Alma Mater (Year)	San Diego State (2007)
Assistant Coach	Tim Shelton
Alma Mater (Year)	San Diego State (2011)
Assistant to the Head Coach	Mark Fisher
Alma Mater (Year)	Michigan (2001)
Director of Basketball Operations	Matt Soria
Alma Mater (Year)	San Diego State (2002)
Director of Player Development	JD Pollock
Alma Mater (Year)	Kennesaw State (2009)
Basketball Athletic Trainer	Sergio Ibarra
Alma Mater (Year)	Alfred University (2006)
Administrative Assistant	Leana DeKock



SAN DIEGO STATE BASKETBALL

2017-18 MEN'S BASKETBALL GAME NOTES

Mike May, Senior Associate Athletics Director of Communications and Media Relations ♦ E-Mail: mmay@mail.sdsu.edu ♦ Office: 619.594.5547 ♦ Cell: 619.957.8372
Darin Wong, Assistant Athletics Director of Media Relations ♦ E-Mail: dwong@mail.sdsu.edu ♦ Office: 619.594.5548 ♦ Cell: 310.489.2378

GAME INFORMATION

Date / Time: Thursday, March 15 / 6:20 p.m. CT (4:20 p.m. PT)

Site: INTRUST Bank Arena (14,619) / Wichita, Kan.

Television: TBS

Talent: Brad Nessler (play-by-play), Steve Lavin (analysis), Evan Washburn (sideline)

SDSU Radio: 101.5 KGB, XTRA 1360, FOX Sports IE 1350

Talent: Ted Leitner (play-by-play), Jon Schaeffer (pre, half and post), D.J. Gay (pre and postgame)

National Radio: Westwood One Radio

Talent: Brandon Gaudin (play-by-play), Donny Marshall (analysis)

Live Stats: GoAztecs.com

Series vs. Houston: San Diego State leads, 2-0

Streak: San Diego State, W2

at San Diego: San Diego State leads, 1-0

at Houston: San Diego State leads, 1-0

Neutral: N/A

First Meeting: Jan. 29, 2002 - SDSU 78, UH 66 at San Diego

Last Meeting: Dec. 21, 2002 - SDSU 71, UH 61 at Houston

Dutcher vs. Houston: First Meeting

SCHEDULE / RESULTS

Date	SDSU	Opp.	Opponent (TV/Stream)	Time / Result
N.2			UC San Diego - Exhibition	W, 98-79
N.10			San Diego Christian	W, 91-52
N.14			at Arizona State (Pac-12 Networks)	L, 68-90
N.17			McNeese (FOX Sports SD/Prime Ticket)	W, 83-52
N.20			Eastern Illinois (FOX Sports SD/Prime Ticket)	W, 94-63
N.23			#vs. Sacramento State (ESPN2)	W, 89-52
N.24	--/rv		#vs. Georgia (ESPN2)	W, 75-68
N.26			#vs. Washington State (ESPN2)	L, 86-93
N.30			at San Diego (FOX Sports West)	W, 66-57
D.3			Bradley (STADIUM on Facebook Watch)	W, 75-52
D.9	--/rv		California (CBS Sports Network)	L, 62-63
D.21		12/15	Gonzaga (CBS Sports Network)	W, 72-70
D.27			*at Wyoming (ESPN3)	L, 69-82
D.30			*Utah State (ESPN3)	W, 79-59
J.2			*at Colorado State (CBS Sports Network)	W, 77-68
J.9			*San José State (CBS Sports Network)	W, 85-49
J.13		--/rv	*at Boise State (ESPN2)	L, 80-83
J.17			*Fresno State (ESPN2)	L, 73-77
J.20			*at New Mexico (CBS Sports Network)	L, 75-79
J.24			*Colorado State (CBS Sports Network)	W, 97-78
J.27			*at UNLV (CBS Sports Network)	L, 78-88
E.3			*Air Force (ESPN3)	W, 81-50
E.6			*at Fresno State (CBS Sports Network)	L, 61-79
E.10		23/23	*at Nevada (ESPN2)	L, 58-83
E.14			*Wyoming (CBS Sports Network)	W, 87-77
E.17			*UNLV (CBS Sports Network)	W, 94-56
E.21			*at Air Force (CBS Sports Network)	W, 67-56
E.24			*at San José State (ESPN3)	W, 71-59
E.27		rv/--	*Boise State (CBS Sports Network)	W, 72-64
M.3		21/21	*Nevada (CBS Sports Network)	W, 79-74
M.8			+vs. [4] Fresno State (CBS Sports Network)	W, 64-52
M.9		22/22	+vs. [1] Nevada (CBS Sports Network)	W, 90-73
M.10			+vs. [3] New Mexico (CBS)	W, 82-75
M.15	rv/rv	21/19	^vs. [6] Houston (TBS)	6:20 p.m. CT

- Wooden Legacy (Titan Gym; Fullerton, Calif.); * - Mountain West game; + - MW Championship (Thomas & Mack Center; Las Vegas, Nev.); ^ - NCAA Championship (INTRUST Bank Arena; Wichita, Kan.).

GAME 33



(11) [rv/rv] **SAN DIEGO STATE AZTECS**

Record: 22-10 (11-7 Mountain West)

Head Coach: Brian Dutcher

Career Record: 22-10 (1st Season), **Record at San Diego State:** Same



(6) [21/19] **HOUSTON COUGARS**

Record: 26-7 (14-4 American Athletic)

Head Coach: Kelvin Sampson

Career Record: 582-317 (29th Season), **Record at Houston:** 82-47 (4th Season)

NEWS AND NOTES (Through games of Sunday, March 11)

- San Diego State, the 11th seed in the West Region, is set to face the sixth-seeded Houston Cougars in the first round of the NCAA Championship in Wichita, Kansas. The 2018 Mountain West champions are making their first NCAA appearance since 2015, and their seventh in the last nine seasons.
- The Aztecs-Cougars game will be broadcast nationally by TBS and the contest can be heard on 101.5 KGB, XTRA Sports 1360 and FOX Sports IE 1350. Westwood One Radio will have the national call.
- San Diego State is making its ninth NCAA tournament appearance in the last 19 seasons, all of which have occurred with first-year head coach Brian Dutcher on the sideline. The first eight NCAA berths, however, were with Dutcher as an assistant to former head coach Steve Fisher.
- The Aztecs are in the postseason for the 12th time in the last 13 years after finishing their schedule with nine straight victories. SDSU rattled off six consecutive wins to put the finishing touches on its regular-season slate before heading to Las Vegas for the Mountain West Championship where it took down three higher seeds in No. 4 Fresno State (quarterfinal), No. 1 and 22nd-ranked Nevada (semifinal) and No. 3 New Mexico (final). The Aztecs were the fifth-seeded team.
- SDSU claimed its Mountain West-leading 11th conference title and broke a tie with New Mexico by claiming its fifth MW tournament crown. The Aztecs, who were playing in their fourth Mountain West championship game in the last five seasons, won the tourney for the first time since 2011.
- San Diego State's nine-game winning streak is tied for the seventh longest in school history and tied for the fifth longest in the nation with Michigan. Only Gonzaga (14), Murray State (13), South Dakota State (11) and Loyola Chicago (10) have longer current streaks. The Aztecs last suffered a loss on Feb. 10.
- San Diego State has won nine consecutive games with the average margin of victory during that stretch of 13.3 points. Five of the nine wins have occurred away from home.
- The Aztecs' nine-game winning streak has coincided with senior guard **Trey Kell's** return to the active roster. The San Diego native missed three straight games due to a left ankle injury and has done a little bit of everything, averaging 11.0 points and 4.1 rebounds to go with 50 assists and just 11 turnovers.
- Kell enjoyed a strong performance at the Mountain West Championship, averaging 18.3 points, 4.7 rebounds and 2.7 assists en route to MVP honors. The guard went off for a career-high 28 points on 10-for-16 shooting with 21 points coming in the second half vs. New Mexico. Kell has scored in double figures in four straight games for the first time since November when he did it six consecutive times.
- Joining Kell on the Mountain West all-tournament team was junior guard **Devin Watson**. A local product from Oceanside, Watson averaged 12.7 points, 3.3 rebounds and 2.7 assists, while hitting 50.0 percent from three (5-10) and 90.0 percent from the free-throw stripe (9-10). His best outing of the tourney came against top-seeded and nationally ranked Nevada in the semifinals when he turned in 20 points on the strength of a season-high four treys.

ON A ROLL

Below is a look at just how dominant San Diego State has been during its last nine games.

	SDSU	Opp.
Victories	9	0
Scoring	706	586
Scoring Average	78.4	65.1
FG Percentage	48.0	40.8
3FG Percentage	33.3	30.8
FT Percentage	72.1	72.5
Rebound Average	36.3	30.8
Turnover Average	10.7	13.3

Two-point FG percentage: SDSU 56.0 pct. (188-336); Opp. 48.1 pct. (140-291).

SCORING MARGIN

Below are the nation's top scoring margins since Feb. 14 (start of SDSU's 9-0 stretch).

Rk.	School	Record	Marg.
1.	Bucknell	7-0	+21.4
2.	Gonzaga	7-0	+17.9
3.	Buffalo	7-1	+15.0
4.	Stephen F. Austin	8-1	+14.4
5.	Houston	7-2	+13.8
6.	Furman	6-1	+13.6
7.	Northern Colorado	6-2	+13.4
8.	San Diego State	9-0	+13.3
9.	Michigan	8-0	+13.1
10.	Villanova	7-2	+12.7

COMING IN HOT

Below are the longest winning streaks in the nation (through March 11).

Rk.	School	Streak
1.	Gonzaga	14
2.	Murray State	13
3.	South Dakota State	11
4.	Loyola Chicago	10
5.	San Diego State	9
	Michigan	9
7.	Bucknell	8
	Lipscomb	8
	Virginia	8
	Radford	7
	Texas Southern	7

vs. (6) Houston
March 15, 2018

San Diego State Aztecs

2017-18 Record: 22-10; 11-7 MW
12 Postseason Berths in Last 13 Years, 11-Time MW Champions

- The Aztecs have won at least 19 games in 13 straight seasons, which is tied for the 7th-longest active streak in the nation.
- San Diego State has advanced to postseason play in 12 of the last 13 seasons (2006 NCAA, 2007-09 NIT, 2010-15 NCAA, 2016 NIT, 2018 NCAA).

Trends:

- SDSU is 12th nationally in winning percentage since the beginning of 2010-11, trailing Gonzaga, Wichita State, Kansas, Arizona, Kentucky, Duke, SMC, Villanova, UNC, SFA and Louisville.
- San Diego State has won 67 straight games when shooting 50 percent or better from the field.

Number	Name	Position	Height	Year	High School	PPG	RPG	APG	FG	3FG	FT	Notes
0	Devin Watson	Guard	6-1	Jr.-TR	Oceanside, Calif. (San Francisco)	17-18: 12.3 MW: 11.8	2.6 2.3	3.8 4.1	41.1 42.6	38.5 46.3	77.0 69.8	MW All-Tournament Team 1,264 career points (surpassed TK mark vs. Bradley)... 65 career double-figure scoring games, 23 this season, 17 of last 22... Last 15 gms: 24-52 3FG (.462)... 23 career 20+pt. games (4 this year)... 13.6 career ppg... 2.07 a/to this season... Multiple assists in 34 of last 40 gms... Last 21 gms.: 84 ast., 37 TOs... 31+ mins. in 11 of last 13 gms... Team-high 20 pts. (4-7 3FG; 6-6 FT) vs. Nevada (MW-SF).
2	Adam Seiko	Guard	6-3	Fr.-HS	Boston, Mass. (Sierra Canyon HS (Calif.))	17-18: -- MW: --	-- --	-- --	-- --	-- --	-- --	Pronounced SAY-ko... Redshirting this season... Three-star signee by Rivals... Averaged 10.4 points, 3.2 rebounds, 2.0 assists, 1.6 steals as a senior at Sierra Canyon High... Sierra Canyon went 27-3, and was ranked No. 5 in California and No. 15 nationally his senior year... Known for defending opposing team's best perimeter player in high school... Strong guard who can shoot the three-point shot.
3	Trey Kell	Guard	6-4	Sr.-3L	San Diego, Calif. (St. Augustine HS)	17-18: 10.4 MW: 7.7	4.0 3.9	4.0 4.8	39.0 33.6	29.9 25.0	73.9 72.2	1,391 career points... 1 of 11 active players w/1,300 pts., 500 rebs., 300 asts., 100 stl... Missed the closing moments of 5 SDSU losses due to injury... Scored in double figures 72x (8 20-pt gms)... 1 TO or less 70x... Since returning from inj. (9 games): 50 asts., 11 TO in 275 min... 10+ scoring in 4 straight gms. (prior to this stretch, did not have consecutive 10+ scoring gms. since Nov)... CH 28 pts. (21 in 2nd half) vs. New Mexico (MW-CH).
4	Michael Sohikish	Guard	5-9	Jr.-RS	San Diego, Calif. (University City HS)	17-18: 0.7 MW: 0.5	0.2 0.0	0.2 0.3	3/9 1/5	0/4 0/3	2/4 0/0	Walk-on who has played in 11 games this season... A civil engineer major who served as a student-manager before earning playing time... Saw action in his first Mountain West game vs. Utah State, logging one minute of action... Career totals: 8 points, 2 rebounds, 2 assist, 27 minutes and just 2 turnover... Also saw action against: SD Christian, ASU, McNeese, ELU, Sac. St., Bradley, SJSU, CSU, AF, Nevada.
5	Jalen McDaniels	Forward	6-10	Fr.-RS	Federal Way, Wash. (Federal Way HS)	17-18: 10.2 MW: 12.6	7.5 8.5	0.9 0.9	59.8 62.8	17.6 2/8	79.2 81.3	MW PoW (E19)... One of 3 Fr. in country w/10.0 pts., 7.5 rebs., 59 FG pct... Last 25 gms.: 11.9 pts., 8.2 rebs., 63.5 FG pct... 14 of last 20 gms. w/10+ pts... 9 double-doubles (7 vs. MW)... Eleven 10+ rebound games (8 vs. MW)... CH 19 pts., 10 rebs. at CSU... Shot 50 percent or better from the field in five straight games (21-of-32, 65.6 pct)... 10.7 ppg, 8.0 rpg, 2.0 apg, 60.0 FG, 80.0 FT in MW tourney.
10	Max Montana	Forward	6-9	Jr.-1L	Calabasas, Calif. (Indiana)	17-18: 7.0 MW: 8.0	3.0 3.4	0.8 1.1	38.5 41.8	36.4 40.2	71.4 73.3	Is 35-86 (40.7 pct.) from three in last 19 gms. played... 75 3FG in last 44 GP... Min. 1 3FG in 38 of 54 gms. at SDSU... CH five 3FG 3x last season, 3x this year... 24 gms. w/multiple 3FG... 19 career 10+ scoring gms... 11 TOs in last 18 gms. (302 mins)... SH 20 pts. (CH 5 3FG), 4 rebs. vs. CSU... 13 pts., 6 rebs. vs. AFA... 17 pts., CH 5 3FG vs. UNLV... 6 rebs. at AFA... 15 pts. (5-8 3FG) at SJSU.
11	Matt Mitchell	Forward	6-6	Fr.-HS	Riverside, Calif. (Roosevelt HS)	17-18: 10.7 MW: 10.6	4.0 3.6	1.8 1.8	44.9 47.3	36.0 35.7	77.1 74.3	31 starts (30 straight)... Is 70-138 FG (50.7 pct.) & 46-74 from 2-pt. range (62.2 pct.) over last 17 gms... 19 gms. w/at least 10+ pts... 49-126 3FG after starting career 0-10... 35 3FG in last 23 gms... 13 of last 14 gms. w/a 3FG when attempting 3FG... Has a steal in 19 of last 24 gms... CH 31 pts. (was 4th most by D-I freshman this season at the time) (10-14 FG, 7-11 3FG) vs. ELU... 5 pts., 4 rebs. vs. UNM (MW-CH).
20	Jordan Schakel	Guard	6-6	Fr.-HS	Torrance, Calif. (Bishop Montgomery HS)	17-18: 3.3 MW: 3.6	2.1 1.9	0.6 0.6	33.0 33.9	34.6 38.8	64.7 3/5	Averaging 13.9 mins. and played in all 32 games... Last 9 gms.: 8-23 3FG... FGM in 12 of last 21 gms... 1 TO or less in 25 straight games (4 TO, 320 mins)... 9 TOs this season (446 mins)... 27 3FG this season... 6 pts., CH 7 rebs., 2 ast. vs. Wash. St... CH 2 assists vs. Colorado St... 8 pts. in 19 mins. vs. Air Force... CH 14 pts. (4-5 3FG), 5 rebs., 2 ast., 1 stl., 17 min. vs. Wyo... 4 rebs. vs. UNM (MW-CH).
21	Malik Pope	Forward	6-10	Sr.-3L	Sacramento, Calif. (Laguna Creek HS)	17-18: 12.9 MW: 13.1	6.6 7.0	1.2 1.2	52.1 49.7	36.8 27.3	71.6 72.5	Team co-captain... 1,100 career points (33rd Aztec)... Became SDSU all-time MW tourney leader in pts. (152)... 52 career double-figure scoring games... Six career 20+pt. games (three this season)... 13.8 ppg last 8 gms... 6.7 rpg last 10 gms... Made 92 of last 175 FGA (52.6 pct)... 21 blocked shots in last 18 gms... 9 career double-doubles... 16 pts., 5 rebs., 2 blks. vs. New Mexico (MW-CH).
24	Nolan Narain	Forward	6-10	So.-1L	Hamilton, Ontario, Canada (La Lumiere School (Ind.))	17-18: 4.7 MW: 4.6	2.0 1.5	0.3 0.3	68.8 65.6	36.4 3/7	65.2 71.4	Averaging 10.8 mins... Made first career start at San Jose State (8 pts., 4 rebs., 1 blk., 1 stl., 18 mins)... Has made 44 of 64 FGA this season... Last 6 games: 7.2 pts., 2.3 rebs., 65.4 FG, 12.0 mins... Played in 8 of last 9 games... CH 18 pts. (8-10 FG, 1-1 3FG), 4 rebs., 18 mins. vs. Wyoming... 10 pts., 7 rebs. vs. Washington State... 9 pts., 4 rebs., 2 asts., 2 stls. vs. Bradley... 8 pts., 11 mins. vs. Boise.
42	Jeremy Hemsley	Guard	6-3	Jr.-2L	Rancho Cucamonga, Calif. (Damien HS)	17-18: 7.4 MW: 7.1	1.7 1.2	2.2 1.8	43.2 46.4	27.3 30.2	61.3 51.4	1,083 career points (10.8 ppg)... 119 career treys (12th in SDSU history)... Started 63 of 100 games in his career... Led team in scoring 27x and in assists 32x... SDSU is 16-3 when he has at least four assists and 34-12 when he has one TO or less... Has 9 career 20-pt. games... Double figures in scoring 57x... Multiple assists 18x this season... 39-81 FG (.481) last 14 gms... 19 pts. at UNLV... Team-best 3 ast. vs. Fresno State.
45	Kameron Rooks	Center	7-1	Sr.-TR	San Marcos, Calif. (California)	17-18: 3.0 MW: 2.4	3.5 2.1	0.3 0.1	58.6 66.7	0/0 0/0	51.9 30.0	Graduate transfer from California... 6.3 ppg, 5.3 rpg. last 4 games... Has 81 career blocked shots... Has 5 career double-figure scoring games with 3 coming last year... Is a career 55.1-percent shooter from the floor... SDSU is 14-0 this season when he plays at least 12 mins... Son of the late Sean Rooks... 12 pts. (6-6 FGs), 6 rebs., 3 blks. vs. Nevada... 6 pts., team-best 7 rebs., 1 blk. vs. Fresno State.

red indicates probable starter, black indicates reserve, 000000 indicates player is injured; gold indicates redshirt.

SCHEDULE / RESULTS

Date	Opponent (Television/Stream)	Time/Result	Note
N.2	UC San Diego - Exhibition	W, 98-79	► SDSU shoots 60.7 percent from the floor; Six Aztecs reach double figures in scoring; SDSU commits only six turnovers
N.10	San Diego Christian	W, 91-52	► Pope: Game-high 20 points (9-11 FG); Hemsley: 10 points, game-high six assists; SDSU shoots 56.1 percent from floor
N.14	at Arizona State (Pac-12 Networks)	L, 68-90	► SDSU rallies from 10-point first-half deficit to lead by six at halftime; ASU shoot 66.7 percent in the second half; Kell: 16 pts., 10 rebs.
N.17	McNeese (FOX Sports San Diego/Prime Ticket)	W, 83-52	► Aztecs lead at halftime, 46-19; SDSU shoots 49.3 percent for the game; Watson: 20 points, game-high eight assists, one turnover
N.20	Eastern Illinois (FOX Sports San Diego/Prime Ticket)	W, 94-63	► Mitchell scores 26 points in second half en route to 31 points (10-14 FG, 7-11 3FG); SDSU shoots 52.5 percent from floor (.520 3FG)
N.23	#vs. Sacramento State (ESPN2)	W, 89-52	► SDSU leads at halftime, 49-14, and by as many as 47 points; All 11 Aztecs scored; Watson: 12 pts.; McDaniels: Career-high 13 rebs.
N.24	#vs. [-/rv] Georgia (ESPN2)	W, 75-68	► Aztecs rally from 12-point first-half deficit; Four players score at least 11 points; Last 5 minutes: SDSU 14, Georgia 7
N.26	#vs. Washington State (ESPN2)	L, 86-93	► SDSU's 9-point 2nd-half lead gets erased; Pope misses 2nd half due to injury; Kell suffers 2nd-half injury w/SDSU up 5, returns down 1
N.30	at San Diego (FOX Sports West)	W, 66-57	► Aztecs win without Trey Kell (ankle) and Max Montana (knee); Watson: season-high 26 pts., 5 stls.; USD: .377 FG, .233 3FG, 4-7 FT
D.3	Bradley (STADIUM on Facebook Watch)	W, 75-52	► SDSU forced Bradley into missing nine of its first 10 attempts from the field in building a 22-3 lead; McDaniels: 14 pts., 12 rebs.
D.9	California (CBS Sports Network)	L, 62-63	► Aztecs rally from 14-point second-half deficit to lead by four with 50 seconds left; Pope: 20 pts.; Kell: 3 mins. in second half (quad)
D.21	[12/15] Gonzaga (CBS Sports Network)	W, 72-70	► SDSU jumps out to 11-0 lead; Aztecs never trailed; SDSU forces 16 turnovers, commits just 9; McDaniels: 15 pts., 10 rebs.
D.27	*at Wyoming (ESPN3)	L, 69-82	► SDSU leads at halftime, 40-37; Wyoming shoots 55.2 percent from field in second half (7-12 3FG); Pope: 21 pts. (10-22 FG), 9 rebs.
D.30	*Utah State (ESPN3)	W, 79-59	► The Aztecs never trail in defeating the Aggies for a 10th straight time; Watson (15), Montana (14), McDaniels (13), Pope (13) score 10+
J.2	*at Colorado State (CBS Sports Network)	W, 77-68	► SDSU shoots 48.3 percent, including 60 percent in the second half (6-10 3FG); McDaniels: career-high 19 pts, 10 rebs.; Hemsley: 13 pts.
J.9	*San José State (CBS Sports Network)	W, 85-49	► The Aztecs shoot 53.0 pct. (61 straight wins when shooting 50+ pct.); Hold SJSU to season-low 49 pts.; SH 25 assists on 35 FGM
J.13	*at [-/rv] Boise State (ESPN2)	L, 80-83	► Aztecs overcome 11-point deficit and lead late; Watson: 19 pts., 8 asts., 4 rebs.; Pope: 18 pts., 9 rebs.; McDaniels 16 pts.; Mitchell: 13 pts.
J.17	*Fresno State (ESPN2)	L, 73-77	► SDSU lets 10-point 2nd-half lead slip away; Watson has game-tying shot blocked with 21 seconds left; McDaniels: 14 pts., CH 13 rebs.
J.20	*at New Mexico (CBS Sports Network)	L, 75-79	► SDSU led by 13 points in the first half and 10 at halftime; Aztecs shot 13-for-15 from FT line; Pope and Watson: 16 pts.
J.24	*Colorado State (CBS Sports Network)	W, 97-78	► Seven Aztecs reach double figures in scoring, led by Max Montana's 20 pts. (career-high 5 3FG); SDSU: 55.6 FG pct., 25 asts., 9 TOs
J.27	*at UNLV (CBS Sports Network)	L, 78-88	► Aztecs rally from 11-point first-half deficit and take lead, but go into halftime tied at 38; SDSU allows UNLV to shoot 58.6 pct. from field
F.3	*Air Force (ESPN3)	W, 81-50	► SDSU shoots 51.9 percent from field, outrebounds Air Force, 41-29, blocks season-high 10 shots; McDaniels: 16 pts., career-high 13 rebs.
F.6	*at Fresno State (CBS Sports Network)	L, 61-79	► The Aztecs cannot overcome 16 turnovers; Fresno State shoots 60.7 percent in the second half; SDSU: 7-13 FT; Mitchell: 16 pts.
F.10	*at [23/23] Nevada (ESPN2)	L, 58-83	► SDSU was tied at halftime, 35-35; Nevada shoots 50.0 percent from the field in the second half (46.7 percent for game)
F.14	*Wyoming (CBS Sports Network)	W, 87-77	► The Aztecs' bench outscored Wyoming's reserves, 40-1; Narain: 18 pts., 18 mins.; Schakel: 14 pts. (4-5 3FG); SDSU shot 53.2 percent
F.17	*UNLV (CBS Sports Network)	W, 94-56	► SDSU notches largest margin of victory for either team in history of series (38 points); SDSU shoots 50.7 percent from field
F.21	*at Air Force (CBS Sports Network)	W, 67-56	► The Aztecs shoot 64.0 percent from the field in the second half; Mitchell: 17 pts. (6-7 FG; 4-5 3FG); Kell: Then-career-high 8 ast.
F.24	*at San José State (ESPN3)	W, 71-59	► SDSU has 17 assists on 22 baskets; Kell: Then-career-high 9 ast.; McDaniels: 16 pts. (10-10 FT), 10 rebs., career-high 3 blks.
F.27	*[rv/-] Boise State (CBS Sports Network)	W, 72-64	► San Diego State holds Boise State to MW-lows this season in margin of defeat, FG pct., points; McDaniels: 15 pts., 10 rebs.
M.3	*[21/21] Nevada (CBS Sports Network)	W, 79-74	► SDSU senior class combines for 45 points, 16 rebounds, 13 assists, 4 blocked shots; Kell: 17 pts., career-high 9 asts.
M.8	+vs. (4) Fresno State - Quarterfinal (CBS Sports Network)	W, 64-52	► SDSU outscores Fresno State, 17-2, in points off turnovers; Kell: team-high 16 pts., 7 rebs.; Pope: 12 pts., 4 rebs., 2 ast.
M.9	+vs. (1) [22/22] Nevada - Semifinal (CBS Sports Network)	W, 90-73	► SDSU built 34-point first-half lead and led by 30 at half; All five scorers reached double figures in scoring; McDaniels: 17 pts., 12 rebs.
M.10	+vs. (3) New Mexico - Championship (CBS)	W, 82-75	► San Diego State wins its 11th Mountain West conference championship; SDSU shoots 50.0 percent from floor; Kell: career-high 28 points
M.15	^vs. (6) [21/19] Houston - First Round (TBS)	6:20 p.m. CT	► San Diego State is making its first NCAA appearance since 2015; SDSU is 2-0 all-time vs. Houston with the last meeting in 2002-03

- Wooden Legacy (Titan Gym; Fullerton, Calif.), * - Mountain West game, + - MW Championship (Thomas & Mack Center; Las Vegas, Nev.), ^ - NCAA Championship (INTRUST Bank Arena; Wichita, Kan.).

OTHER NOTABLES

- Senior forward **Malik Pope**, who was an all-MW second-team honoree by the coaches, enjoyed a solid MW tournament by averaging 14.0 points on 61.5-percent shooting (16-26) and 3.3 rebounds. He was also 10-for-12 from the free-throw line (83.3 percent).
- Pope has scored in double figures in a career-best eight straight games, averaging 13.8 points during that span. In his last 10 games, Pope has connected on 52.6 percent of his attempts from the floor.
- Freshman forward **Jalen McDaniels**, who was an all-MW third team choice by the Mountain West media, has reached double figures in scoring in 14 of his last 20 games. During that stretch, he is averaging 12.6 points, 8.4 rebounds and is 95-151 (62.9 percent) from the field and 60-of-74 (81.1 percent) from the free-throw line. With the exception of his scoring average (Pope - 12.8), all of the aforementioned numbers lead the team over the 20-game span.
- McDaniels is one of three freshmen nationally (and the only freshman in the Mountain West) to average 10.0 points, 7.5 rebounds and shoot 59 percent or better from the field.
- Kell, who has produced two 9-assist games in his last three outings, is the first SDSU player to record multiple 9-assist games in a season since Wesley Stokes had three such games in 2003-04. He is one of four Aztec players in the Mountain West era to produce two career games with nine assists (others: Deandre Moore 4, Wesley Stokes 3 and Lorenzo Wade 2).
- Kell has been unavailable for at least the closing minutes of five of SDSU's 10 losses this season (vs. Washington State, California, at UNLV, at Fresno State, at Nevada).
- Watson has scored in double figures in 17 of his last 22 outings (11.9 ppg). In his last 21 contests, he is 36-of-77 (46.8 percent) from three-point range. Watson, who is averaging 12.3 points and 3.8 assists per game, is looking to become the first Aztec player to average at least 12.5 points and 4.0 assists for a season in the Dutcher/Steve Fisher era (since 1999-00).
- San Diego State owns the highest winning percentage in MW tourney history. The Aztecs own a 30-14 record (.682) with five titles.
- San Diego State advanced to the MW championship game with a 17-point victory over No. 22/22 Nevada. The Aztecs trailed for only 42 seconds and built a 34-point first-half lead in securing its second victory over the Wolf Pack in seven days.
- SDSU's 30-point halftime lead over No. 22/22 Nevada marked the largest halftime lead by an unranked team over a ranked team since Butler led No. 23 Wake Forest, 43-10, at halftime in the 2001 NCAA tournament.
- Of San Diego State's 10 losses this season, six have come in games in which SDSU was tied or led at halftime, four have come by four points or fewer, and four have come when SDSU led with five minutes to play in the game.
- San Diego State has been extremely unfortunate this season. The Aztecs have lost five games in which SDSU had a lead in the final five minutes of the game and is 1-4 in games decided by four points or less.

MEDIA RELATIONS

MEDIA RELATIONS OFFICE

Fowler Athletics Center
5302 55th Street, Suite 3014
San Diego, CA 92182
 ■ Office: 619.594.5547
 ■ Fax: 619.582.6541

MIKE MAY

Senior Associate A.D. of Communications and Media Relations

■ Coach Dutcher Interviews
 ■ E-Mail: mmay@mail.sdsu.edu
 ■ Office: 619.594.5547
 ■ Cell: 619.957.8372

DARIN WONG

Assistant A.D. - Media Relations

■ Student-Athlete Interviews
 ■ E-Mail: dwong@mail.sdsu.edu
 ■ Office: 619.594.5547
 ■ Cell: 310.489.2378
 ■ Twitter: @dwong_

STAY CONNECTED

■ Athletics Website: goaztecs.com
 ■ Twitter: @GoAztecs / @Aztec_MBB
 ■ Facebook: facebook.com/goaztecs
 ■ Instagram: @goaztecs / @aztec_mbb
 ■ YouTube: youtube.com/goaztecscom

SERIES HISTORY VS. HOUSTON

SAN DIEGO STATE LEADS, 2-0

Home: 1-0, Away: 1-0, Neutral: 0-0

Date	Location		Score
J.29.02	San Diego (CA)	W	78-66
D.21.02	Houston (d)	W	71-61

CA - Cox Arena, d - Day Game

SERIES HISTORY VS. AAC

VS. CURRENT MEMBERSHIP

School	W-L	Most Recent
Cincinnati	0-1	Dec. 17, 2014
East Carolina	1-0	Nov. 23, 2015
Houston	2-0	Dec. 21, 2002
Memphis	0-1	Dec. 22, 1986
SMU	0-2	Feb. 12, 1998
Temple	2-0	March 19, 2011
Tulsa	2-6	Dec. 23, 2016
UConn	0-1	March 24, 2011
Wichita State	1-5	Dec. 4, 2010
TOTALS	8-16	

NCAA TOURNAMENT QUICK HITS

- San Diego State is playing in its 12th NCAA Tournament in its 48th season at the Division I level.
- This is San Diego State's Division I seventh NCAA tournament appearance in the last nine years. Not long ago, the Aztecs went 16 seasons without making any postseason appearances, from 1985-86 through 2000-01.
- This is San Diego State's 12th postseason appearance in the last 13 seasons (8 NCAA, 4 NIT). Before Dutcher arrived on campus, which was for the 1999-2000 campaign, SDSU had just four Division I postseason berths (3 NCAA, 1 NIT).
- San Diego State is 6-5 in their last 11 tourney games. Prior to the .500 mark, the Aztecs were 0-6.
- The Aztecs have won at least one game in three straight NCAA tournaments (2013, 2014, 2015). SDSU has won at least one game in four straight NCAA-sponsored postseason events (2013 NCAA, 2014 NCAA, 2015 NCAA, 2016 NIT).
- This is the third time SDSU has been a No. 11 seed (2006, 2010). The Aztecs went 0-2 as an 11-seed, losing by four to Illinois in 2006 in Salt Lake City, Utah, and by three to Tennessee in Providence, Rhode Island.
- Since 2009, San Diego State is 12-8 in postseason play. That record is helped by two appearances at Madison Square Garden as a national semifinalist in the 2009 and 2016 NITs, and NCAA Sweet 16 appearances in 2011 and 2014.

AZTECS VS. THE NCAA FIELD

- San Diego State is 3-2 vs. the NCAA field and has won two straight games. The Aztecs went 0-1 vs. Arizona State, 1-0 vs. Gonzaga and then went 2-1 vs. Nevada, winning the final two games of the season series.

DUTCHER FAMILIAR WITH WICHITA

- Head coach Brian Dutcher coached in an NCAA tournament in Wichita as a member of Michigan's coaching staff in 1994. Dutcher and the Wolverines defeated Pepperdine in the first round, 78-74, in overtime, and then went on to beat 20th-ranked Texas, 84-79. That team made it to the Elite Eight.
- In two NCAA games, Juwan Howard averaged 31 points for Michigan. Howard is related to redshirt freshman forward Jalen McDaniels (McDaniels' mother is cousins with Howard).
- The 1994 NCAA tournament in Wichita (Kansas Coliseum) was the last the city hosted.

SERIES HISTORY VS. AAC

- The Aztecs are 8-16 vs. the current membership of the American Athletic Conference, but 5-3 with Brian Dutcher on the sideline.
- SDSU is 2-0 vs. Houston, 1-0 vs. East Carolina, 1-0 vs. Temple and 1-0 vs. Tulsa with Dutcher helping direct the Aztecs. The three losses are to Cincinnati, UConn and Wichita State.
- San Diego State has faced a current member of the AAC twice in the NCAA tournament, both of which occurred in 2011. SDSU defeated Temple in what was known as the third round (today's second round) and then went on to face eventual national champion UConn in the Sweet 16.

SERIES HISTORY VS. HOUSTON

- The meeting with Houston will be the third all-time with the Aztecs leading, 2-0.
- The teams have not met since the back end of a home-and-home series in 2002-03. San Diego State won a day game in Houston, 71-61, on Dec. 21, 2002.
- The first meeting occurred at SDSU's current home, then-Cox Arena (now Viejas Arena), and the Aztecs pocketed a 12-point decision, 78-66, on Jan. 29, 2002.
- Head

CONFERENCE CHAMPIONS

- San Diego State won its Mountain West-record 11th league title and league-best fifth MW tournament championship (also 2002, 2006, 2010 and 2011).
- The Aztecs improved to 5-5 in MW title games.
- SDSU improved to 6-1 as the No. 5 seed in the MW tournament.
- Out of San Diego State's five MW tourney championships, two have come as the No. 5 seed (also 2002).
- SDSU is the only No. 5 seed to win the MW tournament (2002 and 2018).
- The Aztecs own the highest winning percentage in MW tournament history at .682 (30-14).

KELL AND POPE ETCH NAMES IN SDSU'S MW TOURNAMENT RECORD BOOK

- Trey Kell was named the MW tournament MVP, becoming the fourth Aztec in school history to do so (also Randy Holcomb in 2002, Marcus Slaughter in 2006 and Kawhi Leonard in 2010).
- Kell scored a career-high 28 points in the championship game vs. New Mexico, tying an SDSU Mountain West tourney record (also Billy White vs. New Mexico on March 3, 2010 and Brandon Heath vs. Air Force on March 10, 2005).
- Malik Pope became SDSU's all-time MW tournament scoring leader with 152 points, passing Brandon Heath's 143.

SDSU VS. THE AP TOP 25

- SDSU is 9-9 over the last five seasons vs. teams ranked in the AP Top 25 Poll. The Aztecs are 9-8 against AP Top 25 teams since Nov. 29, 2013.
- In home games vs. teams ranked in the AP poll, the Aztecs are 7-2 in their last nine and 11-5 in their last 16.
- The Aztecs have won their last eight home games vs. AP Top 25 teams ranked outside the top seven nationally.
- SDSU has won their last four home games against AP Top 25 Mountain West schools regardless of rank.
- San Diego State is 2-3 over the last four seasons on the road vs. AP-ranked teams.
- San Diego State is 5-7 in its last 12 games against AP Top 25 teams away from home (includes road and neutral site games).
- Brian Dutcher is 2-1 vs. AP Top 25 teams and 2-0 at home.

20-WIN MARK

- SDSU posted at least 20 wins for the 12th time in the last 13 seasons.
- San Diego State recorded its 15th 20-win season with 13 coming with head coach Brian Dutcher on the sidelines.
- Brian Dutcher is the first SDSU head coach to win at least 20 games in his first season at the helm of the program. He already owns the most victories in school history for a coach in his first year, having surpassed Charlie Smith, who went 18-8 in 1945-46.

19-WIN MARK

- SDSU hit the 19-win mark for the 13 straight season, which is tied for the seventh-longest active streak nationally. The Aztecs trail Kansas (35 straight seasons), Duke (22), Gonzaga (21), Louisville (17), North Carolina (16) and Michigan State (14), and are tied with Belmont (13) and Brigham Young (13).

BALANCED SCORING

- San Diego State currently has five players averaging double figures in scoring (Malik Pope - 12.9, Devin Watson - 12.3, Matt Mitchell - 10.7, Trey Kell - 10.4, Jalen McDaniels - 10.2). The Aztecs have not finished a season with at least four double-digit scorers since the 2010-11 campaign (Kawhi Leonard - 15.5, Malcolm Thomas - 11.4, D.J. Gay - 10.3, Billy White - 10.3). That team won the Mountain West championship, advanced to the Sweet 16 and finished with a 34-3 record.
- Only twice has SDSU had five players average at least 10 points in its Division I history (1970-71, 1972-73).

IMPRESSIVE FIRST-YEAR CLASS

- SDSU's freshman class of Jalen McDaniels, Matt Mitchell and Jordan Schakel has joined the top 10 list of highest scoring freshman classes in the program's Division I history. The trio has scored 774 points to rank third and needs 808 to own the second-place slot.
- The group has surpassed the freshman class of 2009-10 that featured Kawhi Leonard, Chase Tapley and Alec Williams (707 points).

DOUBLE-DOUBLE ANIMAL STYLE

- Jalen McDaniels has nine double-doubles this season and is one away from entering into a 12th-place tie for the most in a single season. One player who had 10 double-doubles in a season was Michael Cage during his freshman and sophomore campaigns.
- McDaniels had two straight double-doubles for the first time of his career (at San José State, vs. Boise State) and has accomplished the feat in three of his last five outings.

DISHING MORE THAN DIRT

- Trey Kell had a streak of dishing at least six assists in four straight games, going for six vs. Wyoming, six vs. UNLV, eight at Air Force and a career-high nine at San José State. In that stretch, he had 29 assists against just three turnovers in 115 combined minutes.
- Kell is the first Aztec to have at least six assists in four straight games since Xavier Thames during the 2011-12 season. That year, Thames had six at UC Santa Barbara (Nov. 26, 2011), six vs. No. --/22 Creighton (Nov. 30, 2011), seven vs. No. 24/23 California (Dec. 4, 2011) and 11 at San Diego (Dec. 7, 2011).
- Over his last nine games, he has 50 assists and 11 turnovers in 275 minutes, and has a pair of 9-assists efforts (at SJSU, vs. Nevada).

ILL-TIMED INJURIES TOOK THEIR TOLL

- Entering the NCAA tournament, SDSU student-athletes have missed 14 games this season due to injury or illness. However, that does not begin to tell the story of the impact injuries have had during the 2017-18 season. In addition to the 14 man-games missed this season, there have been seven other times, all in losses, that a significant Aztec player has not been able to play or been unable to finish the game due to injury. Below is a look at how these injuries and illnesses have come into play in losses during the season.

Date	Opponent	Final	Player & Note
N.26.17	vs. Washington State	L, 86-93	Kell (ankle) pre-injury: 19 pts., 7-13 FGs, 2-4 3FGs, 5 rebs., 4 stls., 3 asts. After injury: 0 pts., 0-3 FGs, 0-2 3FGs, 0 rebs., 0 stls., 0 asts., team-high +8 before injury; missed the next two games because of injury; he was unable to finish game. Pope (foot) did not play last 21:34 of game; Avg. 13.1 pts., 6.6 rebs. per game SDSU led by nine points with under nine minutes to play.
D.19.17	California	L, 62-63	Kell (quad contusion) injured in the first half, but was not the same and was only able to play three minutes after halftime (18 for the game); Had season-low three points (had scored 10+ in six straight games).
D.27.17	at Wyoming	L, 69-82	Hemsley (ill) missed entire game. SDSU led by three at the half. Hemsley averages 22.0 minutes and 8.2 ppg.
J.17.18	Fresno State	L, 73-77	Pope (knee to groin) missed the final 5:36 of game. Game tied when he departed.
J.20.18	at New Mexico	L, 75-79	Kell (sick, diagnosed with walking pneumonia 36 hours later) . Kell played, but was far less than 100 percent in a one possession game (UNM made two free throws with three seconds left for the final margin).
J.27.18	at UNLV	L, 78-88	Kell (left ankle sprain) prior to the first media time out. Was unavailable the last 37 minutes of the game and has not practiced since the injury; this was a one-possession game midway through the second half.
F.6.18	at Fresno State	L, 61-79	Kell (left ankle sprain) missed the entire game. Hemsley, primarily a scorer off the bench this season, started and scored 13 points. Bench: 2 pts., 1-6 FG.
F.10.18	at Nevada	L, 58-83	Kell (left ankle sprain) missed the entire game. Game was tied, 35-35, at halftime. Bench: 8 pts., 3-9 FG.

1,000 X 4

- San Diego State boasts four 1,000-point scorers in Trey Kell (1,391), Devin Watson (1,264), Malik Pope (1,100) and Jeremy Hemsley

AMONG THE BEST

BEST FOOTBALL AND MEN'S BASKETBALL WINNING PERCENTAGE SINCE THE BEGINNING OF THE 2010-11 ACADEMIC YEAR (through March 11)

Rk.	Team	W	L	Pct.
1.	Ohio State	296	93	76.1
2.	Louisville	287	103	73.6
3.	San Diego State	283	103	73.3
4.	Michigan State	287	106	73.0
5.	Oregon	289	108	72.8
6.	Arizona	285	107	72.7
7.	Wisconsin	288	109	72.5
8.	Duke	279	110	71.7
9.	North Carolina	285	116	71.1
10.	Kentucky	277	120	69.8

BEST MEN'S BASKETBALL WINNING PERCENTAGE SINCE THE BEGINNING OF THE 2010-11 SEASON (through March 11)

Rk.	Team	W	L	Pct.
1.	Gonzaga	242	44	84.6
2.	Wichita State	233	50	82.3
3.	Kansas	241	52	82.3
4.	Arizona	231	58	79.9
5.	Kentucky	237	60	79.8
6.	Duke	229	58	79.8
7.	Saint Mary's	210	60	77.8
8.	Villanova	213	66	76.3
9.	North Carolina	227	71	76.2
10.	Stephen F. Austin	200	63	76.0
11.	Louisville	216	70	75.5
12.	San Diego State	210	70	75.0
13.	Virginia	204	69	74.7
14.	Cincinnati	205	71	74.3
15.	Belmont	198	69	74.2

QUICK FACTS

GENERAL

Location	San Diego, Calif., 92182
Founded	1897
Enrollment	32,396
Nickname	Aztecs
Colors	Scarlet and Black
PMS Color	185
Arena	Viejas Arena at Aztec Bowl
Opened	1997
Capacity	12,414
Affiliation	NCAA Division I
Conference	Mountain West
President	Sally Roush
Athletics Director	John David Wicker
Alma Mater (Year)	Mississippi State (1992)
Athletic Department Phone	619-594-3019
Ticket Office Phone	619-283-7378 or 619-283-SDSU

HISTORY

Seasons of Basketball (Entering 2017-18)	97th
First Season of Basketball	1921-22
All-Time Record (Entering 2017-18)	1,442-1,101-1
NCAA Tournament Appearances	13
Seasons of Div. I Basketball (Entering 2017-18)	48th
First Season of Div. I Basketball	1970-71
All-Time Div. I Record (Entering 2017-18)	754-656
NCAA Div. I Tournament Appearances	11
Last NCAA Appearance	2015
NIT Appearances	6
Last NIT Appearance	2016

MEDIA RELATIONS

Sr. Assoc. AD/Communications & Media Relations	Mike May
May Cell Phone	619-957-8372
May E-mail	mmay@mail.sdsu.edu
Asst. AD/Media Relations	Darin Wong
Wong Cell Phone	310-489-2378
Wong E-mail	dwong@mail.sdsu.edu
SID Mailing Address	Aztec Media Relations Fowler Athletics Center 5302 55th Street, Suite 3014 San Diego State University San Diego, CA 92182
SID Main Office Number	619-594-5547
SID Fax Number	619-582-6541

(1,083). SDSU became the fifth team nationally to have at least four 1,000-point scorers (Cincinnati, Nevada, North Carolina State, Saint Mary's) when Pope hit the mark in the home game vs. Wyoming.

- Kell, Hemsley and Pope are SDSU's first trio of 1,000-point scorers (all points scored while at San Diego State) on the same team in school history.

BENCH COMING THROUGH

- During its two-game home stretch vs. Wyoming and UNLV, San Diego State's bench outscored its opponent's reserves, 70-8. The 70 bench points were the most in a two-game span since Nov. 21 and Nov. 28, 2016, vs. California in Sacramento and Savannah State, when the Aztec bench combined for 72 points.
- The 70 bench points over two games were the most in Mountain West game since Feb. 25, 2014 and March 1, 2014, when the Aztecs combined for 74 points vs. San José State and at Fresno State, respectively.
- In the home win over No. 21/21 Nevada, the Aztecs reserves outscored the Wolf Pack bench, 19-0. It marked the second time this season that SDSU held an opponent's bench scoreless (at Boise State).

A FIRST FOR SDSU

- San Diego State, in home games vs. Wyoming and UNLV, scored 181 points and represented the most in a two-game span during its time as a member of the Mountain West, which dates to the 1999-2000 campaign.
- The 181 points over two games were the most in a conference game since Jan. 29, 1998 and Jan. 31, 1998, when the Aztecs scored 182 combined points vs. San José State and Fresno State, respectively.

POPE HITS 1,000

- Malik Pope hit the 1,000-point scoring plateau for his career in the home game vs. Wyoming. The senior needed 10 points and finished with 10 points in his 117th career game. He is the 33rd member on SDSU's list.
- He followed in the footsteps of Jeremy Hemsley, who accomplished the feat at UNLV on Jan. 27.

HEMSLEY REACHES SCORING MILESTONE

- Jeremy Hemsley needed 14 points to reach 1,000 points for his career and the junior hit the mark plus-one when he converted a lay-up with 15:07 left in the second half at UNLV on Jan. 27. The basket gave him 15 points before he finished with a team-high 19.
- He became the 32nd member of the Aztecs' 1,000-point club and the first to join it since Trey Kell (Feb. 12, 2017).

HELPING HAND

- Devin Watson is currently averaging 3.8 assists, which would be the highest assist average since Richie Williams dished out 3.8 per game during the 2005-06 season. If the season ended today, Watson's average would rank ninth at SDSU since at least the 1996-97 campaign.

PIN-POINT ACCURACY

- Jalen McDaniels is shooting 59.8 percent from the field (63.6 percent on two-point field-goal attempts) and that is after an 8-for-24 start to his career (33.3 percent). His current shooting percentage would rank tied for sixth in SDSU single-season history and is the highest since Billy White made 61.5 percent of his attempts as a freshman in 2007-08.

POINTS ON POINTS ON POINTS

- San Diego State scored 98 points in the exhibition vs. UCSD. The Aztecs scored more than that once last season (100 vs. Savannah State). Outside of that, SDSU scored more than 80 points three other times (SD Christian, vs. Tulsa, vs. Boise State) in 2016-17.
- So far this season, the Aztecs have hit the 75-point plateau 20 times and scored at least 80 points 13 times.
- The last three seasons, the Aztecs have averaged 61.8 points per game in 2014-15, 68.6 in 2015-16, and 68.5 in 2016-17.
- The school record for points per game for an entire season is 86.9, which occurred in SDSU's first season as a Division I member (1970-71). San Diego State is currently averaging 77.5 points.

SHARING IS CARING

- San Diego State had 25 assists on 35 baskets in the home game vs. San José State. It marked the Aztecs' most in a Mountain West game. The MW is in its 19th season.
- The Aztecs equaled that performance at home vs. Colorado State when they had another 25 assists on 35 buckets. SDSU got close to that number with 22 helpers on 33 field goals vs. Wyoming and replicated the 22-assist effort vs. UNLV.
- SDSU's first 25-assist effort this season was its most since recording 27 vs. St. Katherine College on Dec. 27, 2013, and its most vs. a Division I foe since Dec. 12, 2006, vs. Campbell. It was the fifth highest total vs. any opponent since at least the 1996-97 campaign.
- With San Diego State's 25-assist performance vs. CSU, it became the third program to have two 25-assist games in the 2018 calendar year, joining Oakland and Wichita State.

GONE-ZAGA

- San Diego State's win vs. then No. 12/15 Gonzaga snapped the Bulldog's 12-game road winning streak, which was the longest among all Division I schools.
- It was also the highest-ranked AP Top 25 team the Aztecs had defeated since Jan. 14, 2012, when they downed No. 12 UNLV, and it was the highest-ranked non-conference AP Top 25 foe they had beaten since they won at No. 11 Gonzaga on Nov. 16, 2010.

CRASHING THE BOARDS

- Jalen McDaniels' 13-rebound effort vs. Sacramento State occurred in the freshman's fifth game of his career. It marked the fastest double-figure rebounding performance to start a career since Skylar Spencer accomplished the feat in his fifth game in 2012-13.
- McDaniels' two double-digit rebounding efforts in his first nine games of his career is the best performance by a freshman since Kawhi Leonard had three in his first nine games back in 2009-10.

CASHING IN

- The Aztecs are shooting 72.1 percent from the free-throw line, which is currently fourth all-time at SDSU and would all just short of breaking the Division I school record of 72.8 (2005-06).

THREE AMIGOS

- Devin Watson's 26-point, 5-steal effort at San Diego put him in a select group in recent SDSU history. The junior joined Jason Richey (Dec. 3, 1996) and Jamaal Franklin (Dec. 30, 2011) as the only players to put up at least 25 points and five steals in a single game.
- At the end of the night in Linda Vista, Watson was the ninth Division I player to accomplish the feat this season.

QUICKER TEMPO

- San Diego State ranks 147th nationally in adjusted tempo, according to KenPom.com (through March 11). That number is a huge improvement over the last several seasons when the Aztecs ranked 309th last year (2016-17) and 321st the season before (2015-16). Since 2007-08, SDSU's average ranking in adjusted tempo had been 263rd nationally.

PART OF THE LEGACY

- Devin Watson and Trey Kell etched their names in the Wooden Legacy record book with their all-tournament team appointment. Watson in three games averaged a team-best 17.0 points, while adding 3.0 rebounds, 4.0 assists and 1.3 steals. Kell, meanwhile, averaged 14.3 points, 4.7 rebounds, 3.3 assists and 1.7 steals. Combined, they were 20-for-26 from the free-throw line.
- Jalen McDaniels (7.0 ppg, 7.3 rpg), Matt Mitchell (12.0 ppg, 4.7 rpg) and Malik Pope (6.7 ppg, 4.3 rpg) were named to the Wooden Legacy honorable mention list.

QUIETING UGA

- SDSU defeated Georgia in the semifinals of the Wooden Legacy and in the process, picked up its first win over a current SEC school since Dec. 21, 1985, when it beat Florida in Las Vegas.
- SDSU rallied from a 12-point first-half deficit to earn the hard-fought 75-68 victory 18 hours after beating Sacramento State.
- The win marked the Aztecs' third vs. a current SEC school. They also defeated Missouri in San Diego on Dec. 21, 1978.

TOURNAMENT SUCCESS

- SDSU, which won the 2016 Hawaiian Airlines Diamond Head Classic last season, has experienced success in 8-team tournament events. SDSU is 15-3 in those type of events since the start of the 2008-09 campaign after going 2-1 at the 2017 Wooden Legacy.
- During the current run, Aztecs have played for the title all six times, winning the 2009 Great Alaska Shootout, the 2013 Wooden Legacy and the 2016 Diamond Head Classic. SDSU fell short in the '12 Diamond Head, the '14 Maui Invitational and the '17 Wooden.
- Next season, the Aztecs will be part of the 2018 Maui Invitational field that includes Arizona, Auburn, Duke, Gonzaga, Illinois, Iowa State and Xavier.

ALL-AROUND PERFORMANCE

- Jeremy Hemsley turned in 10 points, six assists and three steals, while committing just one turnover in 22 minutes vs. San Diego Christian. He is the 11th Aztec to have at least that stat line in a game since at least 1996-97, and the first to do so since Chase Tapley vs. Bryant on Nov. 11, 2011.
- He is the second Aztec to accomplish the feat while playing less than 30 minutes, joining Chad Nelson, who did it on Jan. 25, 1997, in 25 minutes vs. Hawai'i.

STAR-STUDED COMPANY

- Matt Mitchell received the starting nod for Brian Dutcher, making him the first true freshman since Jeremy Hemsley to start in their debut. Hemsley was later named Mountain West Freshman of the Year and is a two-time all-conference selection. Prior to Hemsley, Trey Kell earned the nod in his first game at SDSU and has become a two-time all-MW performer.
- Mitchell is just the 15th freshman to start a season-opening game with Dutcher on the bench, dating back to the 1988-89 campaign, and the 10th while Dutcher has been at SDSU. The others are Juwan Howard, Jalen Rose, Chris Webber, Jerod Ward, Albert White, Bradley Jackson, Steve Sir, Brandon Heath, Richie Williams, D.J. Gay, Tim Shelton, Kawhi Leonard, Kell and Hemsley.

TOUGH AWAY FROM HOME

- SDSU is 99-55 (64.3 percent) in road/neutral games since March 6, 2010, which is the 10th-best winning percentage nationally.

BEST ROAD/NEUTRAL RECORDS, SINCE MARCH 6, 2010 (through March 11)

Rk.	Team	W	L	Pct.
1.	Gonzaga	127	34	78.9
2.	Wichita State	115	39	74.7
3.	Kansas	119	44	73.0
4.	Duke	115	49	70.1
5.	Villanova	107	50	68.2
6.	Kentucky	112	53	67.9
7.	Arizona	104	50	67.5
8.	North Carolina	116	59	66.3
9.	Saint Mary's	86	44	66.2
10.	San Diego State	99	55	64.3

- Included in that stretch are victories at Kansas, at Arizona, at Gonzaga, at New Mexico (four times), at UNLV (nine times), at California, at Utah State (twice), at Utah and at USC. Also included are neutral court victories over UCLA, California (twice), Marquette, Creighton, Georgia, Nevada, New Mexico (twice), BYU (twice), Oklahoma, Pittsburgh and St. John's.

LEADERS OF THE MOUNTAIN WEST

MOST MOUNTAIN WEST CHAMPIONSHIPS (current members only)

Rk.	Team	MW Titles
1.	San Diego State	11
2.	New Mexico	8
3.	Nevada	3
	UNLV	3
	Wyoming	3
6.	Air Force	1
	Boise State	1
	Colorado State	1
	Fresno State	1

MOST MOUNTAIN WEST CHAMPIONSHIPS WON BY A HEAD COACH IN LEAGUE HISTORY

Rk.	Team	MW Titles
1.	Steve Fisher, San Diego State	10
2.	Steve Alford, New Mexico	6
3.	Dave Rose, Brigham Young	4
4.	Steve Cleveland, Brigham Young	3
	Eric Musselman, Nevada	3
6.	four tied with	2

PRESEASON MOUNTAIN WEST POLL

Rk.	Team	Points	1P Votes
1.	Nevada	257	19
2.	San Diego State	229	2
3.	Boise State	211	2
4.	Fresno State	188	--
5.	Colorado State	154	--
6.	UNLV	138	1
7.	Wyoming	133	--
8.	Utah State	102	--
9.	New Mexico	93	--
10.	San José State	41	--
11.	Air Force	38	--

All-MW Team

Trey Kell, Sr., G, San Diego State

Chandler Hutchison, Sr., G, Boise State

Jordan Caroline, Jr., G/F, Nevada

Koby McEwen, So., G, Utah State

Justin James, Jr., G, Wyoming

Player of the Year: Chandler Hutchison, Sr., G, Boise State

Freshman of the Year: Brandon McCoy, F, UNLV

Newcomer of the Year: Caleb Martin, Jr., F, Nevada

TOUGH OUT AT HOME

■ SDSU has been one of the hardest teams to beat at home since the start of the 2005-06 campaign.

BEST HOME RECORDS, SINCE START OF 2005-06 (through March 11)

Rk.	Team	W	L	Pct.
1.	Kansas	214	14	93.9
2.	Duke	200	16	92.6
3.	Gonzaga	180	18	90.9
4.	Belmont	151	18	89.3
5.	Kentucky	201	25	88.9
6.	Stephen F. Austin	172	22	88.7
7.	Brigham Young	187	24	88.6
8.	Michigan State	188	25	88.3
10.	San Diego State	182	26	87.5
10.	Ohio State	217	31	87.5

STREAKING THROUGH CALIFORNIA

- SDSU had won 47 straight games vs. teams from the state of California, a streak that dated to Dec. 2, 2009, before falling at Fresno State, 59-57, on Jan. 3, 2015.
- The Aztecs are now 68-9 in their last 77 vs. California schools and 53-2 in their last 55 vs. non-league California teams (53-1 in last 54 in games played indoors).
- San Diego State has also beaten seven Pac-12 schools during this remarkable run.
- The 47-game winning streak vs. California schools was the longest active streak in the country ahead of second-place BYU (22 straight vs. Colorado teams) and Pittsburgh (22 straight vs. Pennsylvania teams).

NICE RUN

- San Diego State is a member of the California State University system and it had won 22 straight home games against CSU schools dating to the 2000-01 campaign. The streak ended on Feb. 22, 2017, when Fresno State earned a 63-55 victory. Prior to the defeat, the Aztecs' last loss to a Cal State school at home happened back on Jan. 5, 2000, against Cal State Fullerton.
- The Aztecs are now 25-3 in their last 28 games vs. CSU teams.
- SDSU has also won 22 consecutive non-conference games vs. its fellow CSU institutions. The Aztecs have not suffered a loss since Nov. 27, 2000, at Fresno State (WAC).

PRETTY GOOD WHEN LOW ON TIME

- The Aztecs have been good at preparing when short on time. When there is less than 24 hours to prepare, SDSU is 19-2 in its last 21 regular-season tries.

ATOP THE MOUNTAIN

- Since the beginning of the Mountain West in 1999-00, San Diego State has the most men's basketball championships than any other current member of the league, which is a remarkable feat considering the Aztecs went 0-14 in league play the first season (1999-2000) and 4-10 the second year (2000-01). Here is the list of current Mountain West schools with their regular-season championships (includes ties) and tournament championships: 1. San Diego State 11, 2. New Mexico 8, t-3. UNLV 3, t-3. Wyoming 3, t-3. Nevada 3, t-6. Air Force 1, t-6. Colorado State 1, t-6. Boise State 1, t-6. Fresno State 1.

MOUNTAIN WEST RECORDS (through March 11), SINCE 2010-11 SEASON (includes MW Championship)

Rk.	Team	W	L	Pct.	RS Championships	Tourney Championships
1.	San Diego State	116	43	73.0	5	2
2.	New Mexico	97	55	63.8	2	3
3.	Boise State	74	56	56.9	1	0
4.	Fresno State	64	51	55.7	0	1
5.	Colorado State	80	70	53.3	0	0
6.	Nevada	61	54	53.0	2	1
7.	UNLV	75	76	49.7	0	0
8.	Utah State	44	55	44.4	0	0
9.	Wyoming	62	85	42.2	0	1
10.	Air Force	46	100	31.5	0	0
11.	San José State	13	80	14.0	0	0

AZTECS PICKED SECOND IN MW PRESEASON POLL/KELL NAMED PRESEASON ALL-MW

- SDSU was picked to finish second in the Mountain West media poll. It marked the 13th consecutive year in which San Diego State was picked to finish in the top four of the MW preseason poll and the fourth year in a row that it has been selected either first or second.
- SDSU earned 229 points and two first-place votes and trailed only Nevada (257 points; 19 first-place votes). The Aztecs, however, were ahead of third-place Boise State (211; 2), fourth-place Fresno State (188) and fifth-place Colorado State (154). The remaining first-place tally went to UNLV, which was predicted to finish in sixth (138). The rest of the poll: Wyoming (7th; 133), Utah State (8th; 102), New Mexico (9th; 93), San José State (10th; 41), Air Force (11th; 38).
- Trey Kell was named preseason all-MW at the conference's media summit in Las Vegas in October. With the recognition, he became just the third Aztec to be named to the preseason team multiple times in MW history, joining Brandon Heath (2005-06, 2006-07) and Winston Shepard (2014-15, 2015-16).

SDSU BROADCAST ROSTER

(11) San Diego State vs. (6) Houston | INTRUST Bank Arena | March 15, 2018



0
DEVIN WATSON

Guard
6-1, 172, Junior-TR
Oceanside, Calif.
San Francisco


PPG: 12.3 RPG: 2.6 APG: 3.8
FG%: 41.1 3FG: 38.5 FT%: 77.0



2
ADAM SEIKO

Guard
6-3, 195, Freshman-HS
Boston, Mass.
Sierra Canyon High (Calif.)

PPG: -- RPG: -- APG: --
FG%: -- 3FG: -- FT%: --



3
TREY KELL

Guard
6-4, 216, Senior-3L
San Diego, Calif.
St. Augustine High

PPG: 10.4 RPG: 4.0 APG: 4.1
FG%: 39.0 3FG: 29.9 FT%: 73.9



4
MICHAEL SOHIKISH

Guard
5-9, 160, Junior-HS
San Diego, Calif.
University City High

PPG: 0.7 RPG: 0.2 APG: 0.2
FG%: 3/9 3FG: 0/4 FT%: 2/4



5
JALEN MCDANIELS

Forward
6-10, 195, Freshman-RS
Federal Way, Wash.
Federal Way High

PPG: 10.2 RPG: 7.5 APG: 0.9
FG%: 59.8 3FG: 17.6 FT%: 79.2



10
MAX MONTANA

Forward
6-9, 210, Junior-1L
Calabasas, Calif.
Indiana

PPG: 7.0 RPG: 3.0 APG: 0.8
FG%: 38.5 3FG: 36.4 FT%: 71.4



11
MATT MITCHELL

Forward
6-6, 230, Freshman-HS
Riverside, Calif.
Roosevelt High

PPG: 10.7 RPG: 4.0 APG: 1.8
FG%: 44.9 3FG: 36.0 FT%: 77.1



20
JORDAN SCHAKEL

Guard
6-6, 195, Freshman-HS
Torrance, Calif.
Bishop Montgomery High

PPG: 3.3 RPG: 2.1 APG: 0.6
FG%: 33.0 3FG: 34.6 FT%: 64.7



21
MALIK POPE

Forward
6-10, 220, Senior-3L
Sacramento, Calif.
Laguna Creek High

PPG: 12.9 RPG: 6.6 APG: 1.2
FG%: 52.1 3FG: 36.8 FT%: 71.6



24
NOLAN NARAIN

Forward
6-10, 226, Sophomore-1L
Hamilton, Ontario, Canada
La Lumiere School (Ind.)

PPG: 4.7 RPG: 2.0 APG: 0.3
FG%: 68.8 3FG: 4/11 FT%: 65.2



42
JEREMY HEMSLEY

Guard
6-3, 200, Junior-2L
Rancho Cucamonga, Calif.
Damien High


PPG: 7.4 RPG: 1.7 APG: 2.2
FG%: 43.2 3FG: 27.3 FT%: 61.3



45
KAMERON ROOKS

Center
7-1, 266, Senior-TR
San Marcos, Calif.
California

PPG: 3.0 RPG: 3.5 APG: 0.3
FG%: 58.6 3FG: 0/0 FT%: 51.9



HEAD COACH
BRIAN DUTCHER

- 1st season as head coach
- 19th year at SDSU
- 1989 NCAA champion
- 3 NCAA title game appearances
- 17 NCAA tournament appearances
- 11-time Mountain West champion



ASSOCIATE HEAD COACH
JUSTIN HUTSON



ASSISTANT COACH
DAVE VELASQUEZ



ASSISTANT COACH
TIM SHELTON



ASST. TO HEAD COACH
MARK FISHER

2017-18 SAN DIEGO STATE ALPHABETICAL ROSTER

No.	Name	Pos.	Ht.	Wt.	Yr.	Exp.	Most Recent Div. I Season			Hometown (High School/Previous School)
							PPG	RPG	APG	
42	Jeremy Hemsley	G	6-3	200	Jr.	2L	12.9	2.4	2.1	Rancho Cucamonga, Calif. (Damien High)
3	Trey Kell	G	6-4	216	Sr.	3L	13.2	4.9	2.9	San Diego, Calif. (St. Augustine High)
5	Jalen McDaniels	F	6-10	195	Fr.	RS	--	--	--	Federal Way, Wash. (Federal Way High)
11	Matt Mitchell	F	6-6	230	Fr.	HS	--	--	--	Riverside, Calif. (Roosevelt High)
10	Max Montana	F	6-9	210	Jr.	1L	7.7	3.8	0.4	Calabasas, Calif. (Wilbraham & Monson Academy (Mass.)/Indiana)
24	Nolan Narain	F	6-10	226	So.	1L	1.4	1.0	0.0	Hamilton, Ontario, Canada (La Lumiere School (Ind.))
21	Malik Pope	F	6-10	220	Sr.	3L	11.0	6.1	1.5	Sacramento, Calif. (Laguna Creek High)
45	Kameron Rooks	C	7-1	266	Sr.	TR	4.9	4.5	0.3	San Marcos, Calif. (Mission Hills High/California)
20	Jordan Schakel	G	6-6	195	Fr.	HS	--	--	--	Torrance, Calif. (Bishop Montgomery High)
2	Adam Seiko	G	6-3	195	Fr.	HS	--	--	--	Boston, Mass. (Sierra Canyon High (Calif.))
4	Michael Sohikish	G	5-9	160	Jr.	HS	--	--	--	San Diego, Calif. (University City High)
0	Devin Watson	G	6-1	172	Jr.	TR	20.3	2.5	4.9	Oceanside, Calif. (El Camino High/San Francisco)

2017-18 SAN DIEGO STATE NUMERICAL ROSTER

No.	Name	Pos.	Ht.	Wt.	Yr.	Exp.	Most Recent Div. I Season			Hometown (High School/Previous School)
							PPG	RPG	APG	
0	Devin Watson	G	6-1	172	Jr.	TR	20.3	2.5	4.9	Oceanside, Calif. (El Camino High/San Francisco)
2	Adam Seiko	G	6-3	195	Fr.	HS	--	--	--	Boston, Mass. (Sierra Canyon High (Calif.))
3	Trey Kell	G	6-4	216	Sr.	3L	13.2	4.9	2.9	San Diego, Calif. (St. Augustine High)
4	Michael Sohikish	G	5-9	160	Jr.	HS	--	--	--	San Diego, Calif. (University City High)
5	Jalen McDaniels	F	6-10	195	Fr.	RS	--	--	--	Federal Way, Wash. (Federal Way High)
10	Max Montana	F	6-9	210	Jr.	1L	7.7	3.8	0.4	Calabasas, Calif. (Wilbraham & Monson Academy (Mass.)/Indiana)
11	Matt Mitchell	F	6-6	230	Fr.	HS	--	--	--	Riverside, Calif. (Roosevelt High)
20	Jordan Schakel	G	6-6	195	Fr.	HS	--	--	--	Torrance, Calif. (Bishop Montgomery High)
21	Malik Pope	F	6-10	220	Sr.	3L	11.0	6.1	1.5	Sacramento, Calif. (Laguna Creek High)
24	Nolan Narain	F	6-10	226	So.	1L	1.4	1.0	0.0	Hamilton, Ontario, Canada (La Lumiere School (Ind.))
42	Jeremy Hemsley	G	6-3	200	Jr.	2L	12.9	2.4	2.1	Rancho Cucamonga, Calif. (Damien High)
45	Kameron Rooks	C	7-1	266	Sr.	TR	4.9	4.5	0.3	San Marcos, Calif. (Mission Hills High/California)

Head Coach:

Brian Dutcher (Minnesota, 1982), First Season (19th Season Overall at SDSU)

Associate Head Coach:

Justin Hutson (CSU Bakersfield, 1994), First Season (10th Season Overall at SDSU)

Assistant Coaches:

David Velasquez (San Diego State, 2007), Fifth Season (16th Season Overall at SDSU)

Tim Shelton (San Diego State, 2011), First Season (11th Season Overall at SDSU)

Mark Fisher (Michigan, 2001), Fifth Season (16th Season Overall at SDSU)

Assistant to the Head Coach:

Assistant A.D.-Director of Operations:

Matt Soria (San Diego State, 2002), 11th Season (18th Season Overall at SDSU)

Director of Player Development:

JD Pollock (Kennesaw State, 2009), First Season (First Season Overall at SDSU)

ELIGIBLE IN 2018-19

No.	Name	Pos.	Ht.	Wt.	Yr.	Exp.	Most Recent Div. I Season			Hometown (High School/Previous School)
							PPG	RPG	APG	
13	Patrick Fisher	G	6-4	200	So.	TR	2.0	0.0	0.0	Carlsbad, Calif. (Vermont Academy/Winthrop)

PRONUNCIATIONS

Jordan Schakel

Jordan SHACK-kull

Adam Seiko

Adam SAY-ko

Michael Sohikish

Michael so-HE-kish



BRIAN DUTCHER

Head Coach

1st Season • 19th Season Overall at SDSU • Minnesota, 1982

Brian Dutcher, a long-time San Diego State men's basketball assistant coach, is entering his first season as head coach following Steve Fisher's retirement announcement on April 11, 2017. Dutcher, who was on Montezuma Mesa for all of Fisher's 18 seasons, held the title of associate head coach/head coach in waiting the previous six years and is the program's 15th head coach.

Over the course of his time at San Diego State, Dutcher helped the Aztecs reach the postseason 13 times, including eight trips to the NCAA tournament, win a conference-best 10 Mountain West titles and record 12 seasons of at least 20 victories.

Since 2008-09, Dutcher and SDSU twice advanced to the NCAA Sweet 16 (2011, 2014) and NIT semifinal round (2009, 2016), won at least 25 games seven times and captured seven MW championships (five regular season, two tournament).

Dutcher arrived at SDSU shortly after Fisher was hired on March 26, 1999. In his first year in "America's Finest City," the Aztecs won only five games, but improved upon their win total from the season before. After that, San Diego State posted a 14-14 record in 2000-01, before winning the 2002 MW Championship, earning a NCAA tournament bid and finishing with a 21-12 record. The 2002-03 campaign saw SDSU receive an NIT invitation, which culminated in the program's first Division I postseason victory.

After helping attract the first McDonald's All-American to the 2002-03 squad, Dutcher assisted in securing the signatures of future starters and all-league performers Brandon Heath and Marcus Slaughter. The duo started their first two seasons on The Mesa, leading to the 2005-06 season that produced the school's first Mountain West regular-season and tournament title sweep.

The Aztecs advanced to the NCAA tournament and ultimately won a then-school-record 24 games. That appearance led to a string of 10 consecutive postseason berths.

From the 2006-07 campaign through 2008-09, San Diego State registered 20 or more wins and went to three straight NITs. In 2009, the Aztecs advanced to the NIT semifinals and broke the previous school record with 26 victories.

The run to the NIT semifinals was a springboard to the most successful run in SDSU basketball history. Led by future NBA first-round draft pick and NBA champion Kawhi Leonard, the 2009-10 Aztecs won the MW Championship, advanced to the NCAA tournament and fell four points shy of moving on to the second round before finishing with a 25-9 record.

The NCAA experience from the 2009-10 squad proved fruitful in 2010-11 when it returned all five starters, including Leonard, and a freshman named Jamaal Franklin, who would turn out to be a future MW Player of the Year and NBA draft selection. With Dutcher on staff, SDSU won its first 20 games of the year, shared the MW regular-season title and captured the MW tournament crown. The Aztecs moved on to the NCAA tournament as a No. 2 seed and won the program's first Division I NCAA tournament game. San Diego State, which was ranked as high as No. 4 and received first-place votes at one point in the season, advanced to the Sweet 16 and fell to the eventual national champion, finishing with a school-record 34 wins, a mark that still stands today. The Aztecs' also found themselves in the final top-25 polls, ranking sixth in the AP and 11th in the USA Today Coaches Poll.

Five months after SDSU's record-setting 2010-11 campaign, the University elevated Dutcher from associate head coach to associate head coach/head coach in waiting.

In his first season with his new title, Dutcher and the Aztecs advanced to the 2011-12 NCAA tournament as an at-large team and recorded 26 wins. The next season, SDSU was again an at-large selection to the 2013 NCAA tournament, moved on to the round of 32 for the second time in three years and finished with 23 victories.

Another NCAA Sweet 16 run was in the cards in Dutcher's third season as the head coach in waiting. The Aztecs opened the season by winning 21 of their first 22 games, including 20 in a row at one point, and were led by seniors Xavier Thames, who would become an NBA draft pick, and Josh Davis. SDSU won the program's second outright Mountain West regular-season title and later swept through two games in Spokane, Washington, to secure its second Sweet 16 appearance in four seasons. San Diego State compiled 31 wins and finished the season ranked 13th in the AP and 12th in the Coaches after rising to as high as fifth nationally in both polls.

The 2014-15 campaign saw the Aztecs spend their fifth straight season in the top 25. In the process of winning 27 games, San Diego State grabbed its second straight MW regular-season crown and earned an at-large invitation to the NCAA tournament where they defeated St. John's in the round of 64. One season later, the Aztecs found themselves in the NIT after winning the MW by three games with a 16-2 record. Nevertheless, San Diego State won three games and qualified for the NIT national semifinals, eventually logging 28 victories.

More recently, San Diego State completed the 2016-17 slate with a 19-14 record despite experiencing a rash of injuries. The 2016 Hawaiian Airlines Diamond Head Classic champions will enter 2017-18 as one of 12 teams to have won at least 19 games in 12 consecutive seasons.

Before Dutcher arrived at San Diego State, he served as assistant coach and later associate head coach at Michigan under Fisher. He spent 10 seasons on the Wolverine staff, establishing himself as one of the nation's top assistant coaches. His first year in Ann Arbor was 1989 and resulted in a national title for Michigan as he assisted then-interim head coach Fisher on the bench.

The Bloomington, Minn., native led UM's recruiting efforts in 1990-91 when the Wolverines inked Juwan Howard, Ray Jackson, Jimmy King, Jalen Rose and Chris Webber. The "Fab Five" is considered perhaps the best recruiting class in NCAA history. Dutcher helped lead that group to nearly 100 wins, two berths in the NCAA championship game and a regional final over a four-year period. He was also on the Michigan staff for an NIT championship (1997).

Dutcher's recruiting prowess, however, was demonstrated by more than just the "Fab Five" haul. Michigan had the nation's top-ranked recruiting class in 1993-94 and in 1994-95, with a group that included Maurice Taylor and Jerod Ward. The accomplishment marked the first time that a university had the nation's top class in consecutive years, according to recruiting analyst Bob Gibbons.

Dutcher was born Oct. 30, 1959, in Alpena, Mich. He attended Jefferson High School in Bloomington, Minn., and went on to earn a bachelor's degree in physical education from Minnesota in 1982. While an undergraduate, he worked for his father, then-Gopher head coach Jim Dutcher. He then spent one season in the prep ranks at Apple Valley (Minn.) High School before becoming a graduate assistant at Illinois, where he earned his master's degree in physical education and athletic administration.

While in Champaign, Dutcher helped Lou Henson lead the Illini to a Big Ten championship, two appearances in the Sweet 16 and one regional final.

Dutcher's first full-time coaching job came at South Dakota State, where he spent three seasons helping turn around the Division II program before departing in 1988 for Michigan.

His final season in Ann Arbor ended with the Wolverines claiming the first-ever Big Ten Tournament championship.

Brian Dutcher Year-By-Year (Division I Only)

Year	School (Position)	Overall		Conference		Postseason; Championships
		W-L	Pct.	W-L	Pct.	
1988-89	Michigan (AC)	30-7	.811	12-6	.667	NCAA Champions
1989-90	Michigan (AC)	23-8	.742	12-6	.667	NCAA 2nd Round
1990-91	Michigan (AC)	14-15	.483	7-11	.389	NIT 1st Round
1991-92	Michigan (AC)	25-9	.735	11-7	.611	NCAA Runner-Up
1992-93	Michigan (AC)	31-5	.861	15-3	.833	NCAA Runner-Up
1993-94	Michigan (AC)	24-8	.750	13-5	.722	NCAA Regional Finalist
1994-95	Michigan (AC)	17-14	.548	11-7	.611	NCAA 1st Round
1995-96	Michigan (AC)	20-12	.625	10-8	.556	NCAA 1st Round
1996-97	Michigan (AC)	24-11	.686	9-9	.500	NIT Champions
1997-98	Michigan (AC)	25-9	.735	11-5	.688	NCAA 2nd Round; Big 10 Tournament
10 Seasons at UM		233-98	.704	111-67	.624	8 NCAs, 10 Postseason Appearances

Year	School (Position)	Overall		Conference		Postseason; Championships
		W-L	Pct.	W-L	Pct.	
1999-00	SDSU (Asst. HC)	5-23	.179	0-14	.000	
2000-01	SDSU (Asst. HC)	14-14	.500	4-10	.286	
2001-02	SDSU (Asst. HC)	21-12	.636	7-7	.500	NCAA 1st round; MW Tournament
2002-03	SDSU (Asst. HC)	16-14	.533	6-8	.429	NIT second round
2003-04	SDSU (Asst. HC)	14-16	.467	5-9	.357	
2004-05	SDSU (Asst. HC)	11-18	.379	4-10	.286	
2005-06	SDSU (Asst. HC)	24-9	.727	13-3	.813	NCAA 1st Round; MW RS, Tournament
2006-07	SDSU (Asst. HC)	22-11	.667	10-6	.625	NIT 2nd Round
2007-08	SDSU (Asst. HC)	20-13	.606	9-7	.563	NIT 1st Round
2008-09	SDSU (Asst. HC)	26-10	.722	11-5	.688	NIT Semifinals
2009-10	SDSU (Asst. HC)	25-9	.735	11-5	.688	NCAA 1st Round; MW Tournament
2010-11	SDSU (Asst. HC)	34-3	.919	14-2	.875	NCAA Sweet 16; MW RS, Tournament
2011-12	SDSU (HCIW)	26-8	.765	10-4	.714	NCAA 2nd Round; MW RS
2012-13	SDSU (HCIW)	23-11	.676	9-7	.563	NCAA 3rd Round
2013-14	SDSU (HCIW)	31-5	.861	16-2	.889	NCAA Sweet 16; MW RS
2014-15	SDSU (HCIW)	27-9	.750	14-4	.778	NCAA 3rd Round; MW Co-RS
2015-16	SDSU (HCIW)	28-10	.737	16-2	.889	NIT Semifinals; MW RS
2016-17	SDSU (HCIW)	19-14	.576	9-9	.500	
2017-18	SDSU (HC)	22-10	.686	11-7	.611	NCAA; MW Tournament
19 Seasons at SDSU		408-219	.651	179-121	.597	9 NCAs, 14 Postseason Appearances

29-Season Career Totals	Overall		Conference		Postseason
	W-L	Pct.	W-L	Pct.	
	641-317	.669	290-188	.607	17 NCAs, 24 Postseason Appearances

SEASON / CAREER HIGHS

Points	Season 26 at San Diego (11-30-17)
Career	33 vs. Pepperdine (3-5-16)
	33 vs. Gonzaga (1-2-16)

Rebounds	Season 5 vs. Nevada (3-9-18)
Career	8 vs. Coppin State (12-18-15)

Assists	Season 9 at Arizona State (11-14-17)
Career	9 at Arizona State (11-14-17)

Field Goals	Season 8 vs. Washington State (11-26-17)
	8 vs. McNeese (11-17-17)
Career	12 vs. Gonzaga (1-2-16)

Field Goals Attempted	Season 20 vs. Washington State (11-26-17)
Career	26 vs. Gonzaga (1-2-16)

Three-Point Field Goals	Season 4 vs. Nevada (3-9-18)
	4 at Boise State (1-13-18)
Career	5 vs. Gonzaga (1-2-16)

Three-Point FG Attempted	Season 8 at San José State (2-24-18)
	8 at Boise State (1-13-18)
Career	12 vs. Gonzaga (1-2-16)

Free Throws	Season 10 at San Diego (11-30-17)
Career	14 vs. UC Riverside (11-21-15)

Free Throws Attempted	Season 11 at San Diego (11-30-17)
Career	17 at Pacific (2-25-16)

Steals	Season 5 at San Diego (11-30-17)
Career	6 at Florida Gulf Coast (11-25-14)

Blocked Shots	Season
Career	

Minutes Played	Season 40 at San Diego (11-30-17)
Career	42 vs. Santa Clara (2-6-16)
	42 vs. Gonzaga (1-2-16)



0 • DEVIN WATSON

GUARD • 6-1 • 172 • JUNIOR - TR
OCEANSIDE, CALIF. (SAN FRANCISCO)

MW ALL-TOURNAMENT TEAM | WOODEN LEGACY ALL-TOURNAMENT TEAM

Mountain West Rankings (all games)

- 6th in assists (3.8)
- 5th in assist-to-turnover ratio (2.1)
- 15th in minutes played (31.3)

Quick Hits

- Averaged 12.7 points and 2.7 assists at the MW tournament.
- In his last 20 games, he has made 36-of-77 three-point attempts (46.8 percent).
- Reached double figures in 17 of the last 22 games (11.9 ppg; 261 points).
- In his last 22 games, he has 84 assists and 39 turnovers.
- Averaging 3.3 assists in his last six games (20 assists, 7 turnovers).
- In 17 away/neutral games this season, he is averaging 13.6 points (232 points).
- Has reached double figures in scoring in 22 of his last 26 road/neutral games.
- Has eight games of at least 25 points in his career.
- Has multiple assists in 35 of his last 41 games.

Season Highlights

- Posted eight points and a game-high-tying three steals in his SDSU debut vs. San Diego Christian (11-10-17).
- Set a career high with nine assists at Arizona State (11-14-17)... It marked the first time an Aztec had at least nine helpers against a Pac-12 opponent (or any major non-conference foe) since Wesley Stokes dished out nine against Washington (12-27-03).
- Put up a game-high 20 points and eight assists vs. McNeese (11-17-17)... Became the fourth Aztec (seventh occurrence) since 1996-97 to record at least 20 points and eight assists in a game, and the first since Brandon Heath (1-11-06).
- Led the team with 12 points and three steals vs. Sacramento State (11-23-17).
- Scored a team-high 16 points to go with four assists vs. Georgia (11-24-17).
- Led the team with a then-season-high 23 points and a game-high-tying six assists vs. Washington State (11-26-17).
- Dropped a season-high 26 points on the strength of 7-for-11 shooting, including a 6-for-6 start, and a season-high five steals at San Diego (11-30-17)... His 26-point, 5-steal effort marked the ninth time this season a Division I player has recorded at least 25 points and 5 steals in a game... He is the third Aztec to do so since 1996-97 and first since Jamaal Franklin on Dec. 30, 2011.
- Scored nine points vs. Bradley (12-3-17) to give him 1,001 career points.
- Knocked down a career-high three treys en route to 13 points to go with a team-high four assists at Wyoming (12-27-17).
- Had a team-high 15 points on the strength of a season-high tying three three-point field goals in the win over Utah State (12-30-17).
- Dished out a game-high five assists to go along with 11 points on 4-of-6 shooting in the road win at Colorado State (1-2-18).
- Put up 15 points on 6-of-9 shooting and six assists in only 23 minutes vs. San José State (1-9-18).
- Made a season-high four three-pointers en route to 19 points and a game-high eight assists at Boise State (1-13-18).
- Led the team with 16 points and a game-high seven assists at New Mexico (1-20-18).
- Credited with a game-high six assists against one turnover, while scoring 11 points vs. Colorado State (1-24-18).
- Made 3-of-4 field goals (all three-point attempts) and all four free-throw attempts en route to 13 points and a team-best four assists vs. Air Force (2-3-18).
- Knocked down a trio of treys en route to 10 points with four assists and zero turnovers at San José State (2-24-18).
- Scored 13 points and had for the second straight game, four assists and zero turnovers vs. Boise State (2-27-18).
- Poured in a team-high 20 points on the strength of a season-high four treys vs. No. 22/22 Nevada (3-9-18) in the semifinals of the MW tournament.
- Went for 12 points and team highs of five assists and two steals vs. New Mexico (3-10-18) in the MW championship game.

2017-18 GAME-BY-GAME STATISTICS

Opponent	GS	FG	3FG	FT	O-D-R	PF	TP	A	TO	B	S	MP
San Diego Christian	*	2-5	0-2	4-4	0-2-2	1	8	2	2	0	3	24
at Arizona State	*	4-14	0-2	0-1	1-3-4	1	8	9	2	0	0	36
McNeese	*	8-14	1-3	3-3	0-4-4	1	20	8	1	0	1	27
Eastern Illinois	*	2-6	1-2	5-6	0-2-2	2	10	3	4	0	1	26
vs. Sacramento State	*	4-9	2-6	2-2	1-0-1	1	12	2	1	0	3	23
vs. Georgia	*	5-12	1-4	5-5	0-4-4	0	16	4	1	0	0	36
vs. Washington State	*	8-20	2-7	5-8	2-2-4	4	23	6	1	0	1	37
at San Diego	*	7-11	2-5	10-11	0-3-3	1	26	1	1	0	5	40
Bradley	*	3-11	1-4	2-4	1-2-3	1	9	2	4	0	1	34
California	*	0-6	0-6	2-2	0-4-4	1	2	1	3	0	1	31
Gonzaga	*	3-12	1-4	3-3	0-1-1	0	10	3	1	0	1	28
at Wyoming	*	4-8	3-4	2-2	0-1-1	2	13	4	1	0	1	32
Utah State	*	6-12	3-6	0-0	0-3-3	0	15	1	0	0	1	28
at Colorado State	*	4-6	2-4	1-1	0-2-2	2	11	5	4	0	2	26
San José State	*	6-9	0-2	3-3	0-4-4	3	15	6	2	0	0	23
at Boise State	*	6-13	4-8	3-4	1-3-4	0	19	8	3	0	0	38
Fresno State	*	5-13	2-4	2-2	0-1-1	4	11	3	4	0	0	31
at New Mexico	*	5-10	2-3	4-5	1-2-3	3	16	7	3	0	1	33
Colorado State	*	4-8	2-3	1-4	1-2-3	2	11	6	1	0	0	25
at UNLV	*	3-11	2-4	1-2	3-1-4	1	9	4	4	0	0	37
Air Force	*	3-4	3-4	4-4	1-2-3	2	13	4	1	0	1	32
at Fresno State	*	5-13	2-4	2-3	0-1-1	1	14	1	2	0	1	37
at Nevada	*	3-10	2-6	2-3	2-2-4	1	10	3	0	0	2	39
Wyoming	*	4-9	1-2	4-6	0-2-2	1	13	5	3	0	0	36
UNLV	*	2-4	0-1	2-4	0-0-0	1	6	3	2	0	0	21
at Air Force	*	3-7	0-2	1-2	0-1-1	0	7	1	1	0	1	31
at San José State	*	3-12	3-8	1-2	0-0-0	1	10	4	0	0	1	32
Boise State	*	3-8	1-2	6-7	0-3-3	2	13	4	0	0	1	33
Nevada	*	3-10	1-3	0-3	1-1-2	0	7	4	2	0	0	33
vs. Fresno State (MW-QF)	*	2-5	0-0	2-2	0-2-2	3	6	1	2	0	0	25
vs. Nevada (MW-SF)	*	5-11	4-7	6-6	1-4-5	2	20	2	1	0	0	32
vs. New Mexico (MW-CH)	*	5-11	1-3	1-2	0-3-3	2	12	5	2	0	2	35

MISCELLANEOUS STATS / SAN DIEGO STATE RECORD

Category	2017-18 Season		Career	
	Games	SDSU W/L	Games	SDSU W/L
Double-Figure Scoring	23	16-7	65*	16-7
Double-Figure Assists	0	0-0	0	0-0
Double-Doubles	0	0-0	0	0-0
Led SDSU in Scoring	9	6-3	9	6-3
Led SDSU in Rebounding	0	0-0	0	0-0
Led SDSU in Assists	12	6-6	12	6-6
15+ Point Games	9	6-3	36	6-3
5+ Assist Games	10	6-4	33	6-4
Consecutive Games	Current	Long		
Double-Figure Scoring	2	19		
With At Least 1 Assist	41	41		
Played 30 or More Minutes	2	18		
Consecutive Made Fts	0	N/A		

* - 42 double-digit scoring games came while at San Francisco.

▶ WATSON CAREER STATISTICS

Year	G-GS	Min.-Avg.	FG-FGA	Pct.	3P-3PA	Pct.	FT-FTA	Pct.	OR	DR	Reb	Avg.	PF-D	AT	TO	BS	ST	Pts	Avg.
14-15*	31-17	732-23.6	82-214	.383	16-64	.250	81-111	.730	13	39	52	1.7	58-2	78	59	0	31	261	8.4
15-16*	30-30	1,041-34.7	192-459	.418	65-186	.349	159-217	.733	9	65	74	2.5	53-2	146	89	0	27	608	20.3
17-18	32-32	1,001-31.3	127-309	.411	47-122	.385	94-122	.770	16	67	83	2.6	46-0	122	59	0	31	395	12.3
Totals	93-79	2,774-29.8	401-982	.408	128-372	.344	334-450	.742	38	171	209	2.2	157-4	346	207	0	89	1,264	13.6

* - San Francisco

SEASON / CAREER HIGHS

Points

Season 28 vs. New Mexico (3-10-18)
Career 28 vs. New Mexico (3-10-18)

Rebounds

Season 10 at Arizona State (11-14-17)
Career 12 vs. Air Force (3-1-17)

Assists

Season 9 vs. Nevada (3-3-18)
9 at San José State (2-24-18)
Career 9 vs. Nevada (3-3-18)
9 at San José State (2-24-18)

Field Goals

Season 10 vs. New Mexico (3-10-18)
Career 10 vs. New Mexico (3-10-18)

Field Goals Attempted

Season 17 vs. Georgia (11-24-17)
Career 17 vs. Georgia (11-24-17)
17 vs. New Mexico (2-6-16)
17 at Colorado State (1-13-16)

Three-Point Field Goals

Season 3 vs. Eastern Illinois (11-20-17)
Career 4 - seven times

Three-Point FG Attempted

Season 6 at Boise State (1-13-18)
6 vs. Washington State (11-26-17)
Career 12 vs. Air Force (2-13-16)

Free Throws

Season 8 vs. Gonzaga (12-21-17)
Career 9 at Wyoming (1-14-15)

Free Throws Attempted

Season 10 vs Gonzaga (12-21-17)
Career 12 vs. Fresno State (1-19-16)
12 vs. St. John's (3-20-15)

Steals

Season 4 vs. Washington State (11-26-17)
Career 5 vs. Tulsa (12-23-16)
5 vs. Arizona State (12-10-16)

Blocked Shots

Season 1 vs. San José State (1-9-18)
1 vs. California (12-9-17)
1 vs. Washington State (11-26-17)
1 at Arizona State (11-14-17)
Career 2 vs. Boise State (3-9-17)
2 vs. San José State (1-10-17)
2 vs. Utah State (3-10-16)

Minutes Played

Season 39 at San José State (2-24-18)
Career 39 at San José State (2-24-18)



3 • TREY KELL

GUARD • 6-4 • 216 • SENIOR - 3L
SAN DIEGO, CALIF. (ST. AUGUSTINE HIGH)

MW TOURNAMENT MVP | WOODEN LEGACY ALL-TOURNAMENT TEAM

Mountain West Rankings (all games)

- 2nd in assist-to-turnover ratio (2.6)
- 5th in assists per game (4.1)

Quick Hits

- Named MW tournament MVP after averaging 18.3 ppg, 4.7 rpg, 2.7 apg.
- One of 11 active players in Division I with at least 1,300 points, 500 rebounds, 300 assists and 100 steals.
- In the last 20 years, only two SDSU players have posted at least 1,300 points, 500 rebounds, 300 assists and 100 steals - Winston Shepard and Trey Kell.
- Missed eight games (entire/part) due to injury.
- Scored in double figures in four straight games, which is his longest streak since November (6).
- Since returning from injury (left ankle): 50 assists and 11 turnovers in 275 minutes.
- Has 104 assists in his last 24 games played (4.3 apg).
- Owns the most starting experience of any Aztec on the roster with 111 career starting assignments, including 96 of the last 98 games he has played after not starting on Senior Night last year and vs. Gonzaga (12-21-17).
- Has five or more assists in 19 career games (SDSU is 17-2 in those games).

Season Highlights

- Led the team with 16 points and 10 rebounds at Arizona State (11-14-17).
- Had three treys vs. Eastern Illinois (11-20-17) en route to 14 points and seven assists.
- Posted 13 points and game-high numbers of nine rebounds and five assists, while committing zero turnovers in 38 minutes vs. Georgia (11-24-17).
- Scored 19 points to go with five rebounds, three assists and a season-high four steals vs. Washington State (11-26-17).
- Had 12 points and all four of his assists in the second half vs. No. 12/15 Gonzaga... He finished with 14 points and made 8-of-10 free throws.
- Tied his then-career high with seven assists vs. San José State (1-9-18).
- Tied for the team lead in points (14) and led all players with five assists to go with zero turnovers in 35 minutes vs. Fresno State (1-17-18).
- Went 6-for-12 from the field en route to 17 points with five assists and zero turnovers despite battling pneumonia vs. Colorado State (1-24-18).
- Returned from a three-game absence (left ankle) vs. Wyoming (2-14-18) and posted six points, four rebounds and a game-high six assists in 26 minutes.
- Had a game-high six assists and just one turnover in 21 minutes vs. UNLV (2-17-18).
- Dished out a then-career-best eight assists and had only one turnover in 29 minutes at Air Force (2-21-18).
- Set a career high with nine assists and added six points, six rebounds and three steals in a career-high 39 minutes at San José State (2-24-18).
- Led the team with 17 points and a career-high nine assists and added five rebounds vs. No. 21/21 Nevada (3-3-18)... He is the first player with at least 17 points and nine assists in a game since Tony Bland vs. CSUN on Nov. 21, 2001; He is the first player to do it for the Aztecs in an MW game.
- Had a team-highs in points (16) and rebounds (7) in 35 minutes vs. Fresno State (3-8-18) in the MW quarterfinals.
- Posted a team-best five assists to go with 11 points, five rebounds and two steals vs. No. 22/22 Nevada (3-9-18) in the MW semifinals.
- Scored 21 of his career-high 28 points in the second half vs. New Mexico (3-10-18) in the MW championship game... Set a career high with 10 field goals.

2017-18 GAME-BY-GAME STATISTICS

Opponent	GS	FG	3FG	FT	O-D-R	PF	TP	A	TO	B	S	MP
San Diego Christian	*	3-3	2-2	1-2	0-1-1	3	9	1	1	0	0	18
at Arizona State	*	6-14	2-3	2-2	2-8-10	1	16	4	4	1	0	33
McNeese	*	5-11	1-5	2-2	0-2-2	1	13	1	0	0	0	24
Eastern Illinois	*	3-8	3-5	5-8	1-4-5	1	14	7	2	0	0	30
vs. Sacramento State	*	4-6	1-1	2-2	0-0-0	2	11	2	2	0	0	14
vs. Georgia	*	5-17	0-4	3-4	2-7-9	0	13	5	0	0	1	38
vs. Washington State	*	7-16	2-6	3-5	1-4-5	2	19	3	2	1	4	35
at San Diego		DNP-Injured										
Bradley		DNP-Injured										
California	*	1-6	1-4	0-0	0-0-0	1	3	3	2	1	1	18
Gonzaga		3-7	0-2	8-10	1-3-4	3	14	4	2	0	1	23
at Wyoming	*	2-9	0-1	3-4	1-5-6	1	7	1	3	0	2	36
Utah State	*	3-6	1-2	0-0	0-3-3	1	7	2	1	0	1	30
at Colorado State	*	4-13	1-5	2-3	1-5-6	1	11	4	5	0	1	33
San José State	*	2-4	1-2	0-0	1-4-5	0	5	7	1	1	0	29
at Boise State	*	2-14	1-6	0-0	1-2-3	1	5	4	2	1	2	29
Fresno State	*	4-10	2-3	4-8	1-1-2	2	14	5	0	0	2	35
at New Mexico	*	2-8	1-4	0-0	2-4-6	1	5	2	3	0	1	30
Colorado State	*	6-12	2-5	3-4	0-2-2	1	17	5	0	0	2	26
at UNLV	*	0-1	0-1	0-0	0-2-2	0	0	0	1	0	0	3
Air Force		DNP-Injured										
at Fresno State		DNP-Injured										
at Nevada		DNP-Injured										
Wyoming	*	3-5	0-2	0-0	0-4-4	2	6	6	0	0	1	26
UNLV	*	0-4	0-2	2-2	0-2-2	2	2	6	1	0	2	21
at Air Force	*	2-7	0-1	1-2	0-3-3	0	5	8	1	0	0	29
at San José State	*	2-8	0-5	2-3	2-4-6	1	6	9	1	0	3	39
Boise State	*	2-4	0-1	4-4	0-3-3	4	8	4	2	0	2	29
Nevada	*	5-11	2-4	5-6	1-4-5	1	17	9	1	1	1	34
vs. Fresno State (MW-QF)	*	5-12	1-4	5-7	0-7-7	1	16	0	3	0	1	35
vs. Nevada (MW-SF)	*	3-9	1-4	4-6	0-5-5	0	11	5	1	0	2	28
vs. New Mexico (MW-CH)	*	10-16	1-3	7-8	0-2-2	1	28	3	1	0	1	34

MISCELLANEOUS STATS / SAN DIEGO STATE RECORD

Category	2017-18 Season		Career Games	Career SDSU W/L
	Games	SDSU W/L		
Double-Figure Scoring	14	11-3	72	54-18
Double-Figure Assists	0	0-0	0	0-0
Double-Doubles	1	0-1	2	1-1
Led SDSU in Scoring	5	3-2	33	23-10
Led SDSU in Rebounding	3	2-1	11	6-5
Led SDSU in Assists	12	11-1	42	31-11
15+ Point Games	6	4-2	38	29-9
5+ Assist Games	11	10-1	19	17-2
Consecutive Games	Current	Long		
Double-Figure Scoring	4	20		
With At Least 1 Assist	2	42		
Played 30 or More Minutes	1	13		
Consecutive Made FTs	4	17		

► KELL CAREER STATISTICS

Year	G-GS	Min.-Avg.	FG-FGA	Pct.	3P-3PA	Pct.	FT-FTA	Pct.	OR	DR	Reb	Avg.	PF-D	AT	TO	BS	ST	Pts	Avg.
14-15	35-15	709-20.3	62-186	.333	15-68	.221	58-91	.637	19	79	98	2.8	33-0	56	38	3	20	197	5.6
15-16	38-38	1,084-28.5	158-390	.405	71-185	.384	90-135	.667	29	113	142	3.7	51-1	54	68	7	30	477	12.6
16-17	33-32	1,050-31.8	143-381	.375	38-142	.268	111-145	.766	17	145	162	4.9	56-2	96	57	14	45	435	13.2
17-18	27-26	759-28.1	94-241	.390	26-87	.299	68-92	.739	17	91	108	4.0	34-0	110	42	6	31	282	10.4
Totals	133-111	3,602-27.1	457-1,198	.381	150-482	.311	327-463	.706	82	428	510	3.8	174-3	316	205	30	126	1,391	10.5

CAREER HIGHS

Points

Career 4 vs. SD Christian (11-10-17)

Rebounds

Career 1 vs. Eastern Illinois (11-20-17)
1 vs. SD Christian (11-10-17)

Assists

Career 1 vs. Colorado State (1-24-18)
1 vs. Sacramento State (11-23-17)

Field Goals

Career 1 vs. San José State (1-9-18)
1 vs. SD Christian (11-10-17)

Field Goals Attempted

Career 2 vs. Colorado State (1-24-18)

Three-Point Field Goals

Career

Three-Point FG Attempted

Career 2 vs. Colorado State (1-24-18)

Free Throws

Career 2 vs. SD Christian (11-10-17)

Free Throws Attempted

Career 2 vs. Bradley (12-3-17)
2 vs. SD Christian (11-10-17)

Steals

Career 1 vs. San José State (1-9-18)
1 vs. Sacramento State (11-23-17)

Blocked Shots

Career

Minutes Played

Career 6 vs. Sacramento State (11-23-17)



4 • MICHAEL SOHIKISH

GUARD • 5-9 • 160 • JUNIOR - RS
SAN DIEGO, CALIF. (UNIVERSITY CITY HIGH)

Quick Hits

- Played in 11 games this season.
- Named team co-captain for the Centurions and was a San Diego Union-Tribune All-Academic Team selection in 2013 and 2014.
- Led University City in scoring his final two seasons.
- During his senior season in 2014, he helped the Centurions to a 15-12 record, which was a seven-win improvement over the year before, while averaging 13.6 points, 5.6 assists and 2.1 steals.

Season Highlights

- Finished with four points in three minutes in his SDSU debut vs. San Diego Christian (11-10-17).
- Logged one minute of action in back-to-back games at Arizona State (11-14-17) and against McNeese (11-17-17).
- Grabbed a rebound in three minutes vs. Eastern Illinois (11-20-17).
- Had two points, one assist and one steals in six minutes vs. Sacramento State (11-23-17).
- Played for the first time in four games vs. Bradley (12-6-17), logging two minutes.
- Stole the ball in the open court and made his only shot, a layup, vs. San José State (1-9-18).
- Had one assist and took a pair of three-pointers in three minutes vs. Colorado State (1-24-18).
- Played in his first MW tournament in the rout of No. 22/22 Nevada (3-9-18) in the semifinals.

2017-18 GAME-BY-GAME STATISTICS

Opponent	GS	FG	3FG	FT	O-D-R	PF	TP	A	TO	B	S	MP
San Diego Christian	1-1	0-0	2-2	0-1-1	1	4	0	0	0	0	0	3
at Arizona State	0-1	0-1	0-0	0-0-0	0	0	0	0	0	0	0	1
McNeese	0-0	0-0	0-0	0-0-0	0	0	0	0	0	0	0	1
Eastern Illinois	0-1	0-0	0-0	0-1-1	0	0	0	0	0	0	0	3
vs. Sacramento State	1-1	0-0	0-0	0-0-0	0	2	1	1	0	1	0	6
vs. Georgia												
vs. Washington State												
at San Diego												
Bradley	0-0	0-0	0-2	0-0-0	0	0	0	0	0	0	0	2
California												
Gonzaga												
at Wyoming												
Utah State	0-0	0-0	0-0	0-0-0	0	0	0	0	0	0	0	1
at Colorado State												
San José State	1-1	0-0	0-0	0-0-0	1	2	0	0	0	1	2	2
at Boise State												
Fresno State												
at New Mexico												
Colorado State	0-2	0-2	0-0	0-0-0	0	0	1	0	0	0	0	3
at UNLV												
Air Force	0-2	0-1	0-0	0-0-0	1	0	0	1	0	0	0	4
at Fresno State												
at Nevada												
Wyoming												
UNLV												
at Air Force												
at San José State												
Boise State												
Nevada												
vs. Fresno State (MW-QF)												
vs. Nevada (MW-SF)	0-0	0-0	0-0	0-0-0	0	0	0	0	0	0	0	1
vs. New Mexico (MW-CH)												

MISCELLANEOUS STATS / SAN DIEGO STATE RECORD

Category	2017-18 Season	
	Games	SDSU W/L
Double-Figure Scoring	0	0-0
15-Point Games	0	0-0
Led SDSU in Scoring	0	0-0
Led SDSU in Rebounding	0	0-0
Led SDSU in Assists	0	0-0
Multiple Steals	0	0-0
One Turnover or Less	11	10-1
Consecutive Games	Current	Long
Consecutive Games Played	0	5
Without Fouling Out	11	11
Scoring A Point	0	1
One Turnover or Less	11	11

► SOHIKISH CAREER STATISTICS

Year	G-GS	Min.-Avg.	FG-FGA	Pct.	3P-3PA	Pct.	FT-FTA	Pct.	OR	DR	Reb	Avg.	PF-D	AT	TO	BS	ST	Pts	Avg.
17-18	11-0	27-2.5	3-9	.333	0-4	.000	2-4	.500	0	2	2	0.2	3-0	2	2	0	2	8	0.7

CAREER HIGHS

Points

Career 19 at Colorado State (1-2-18)

Rebounds

Career 13 vs. Air Force (2-3-18)
13 vs. Fresno State (1-17-18)
13 vs. Sacramento State (11-23-17)

Assists

Career 4 vs. Nevada (3-9-18)

Field Goals

Career 8 vs. UNLV (2-17-18)
8 at Colorado State (1-2-18)

Field Goals Attempted

Career 14 vs. UNLV (2-17-18)

Three-Point Field Goals

Career 1 at Air Force (2-21-18)
1 at Nevada (2-10-18)
1 vs. Bradley (12-3-17)

Three-Point FG Attempted

Career 2 at Nevada (2-10-18)
2 vs. San José State (1-9-18)
2 vs. Bradley (12-3-17)
2 vs. Eastern Illinois (11-20-17)

Free Throws

Career 10 at San José State (2-24-18)

Free Throws Attempted

Career 10 at San José State (2-24-18)

Steals

Career 4 vs. San José State (1-9-18)

Blocked Shots

Career 3 at San José State (2-24-18)

Minutes Played

Career 36 vs. Boise State (2-27-18)
36 vs. Fresno State (1-17-18)



5 • JALEN MCDANIELS

FORWARD • 6-10 • 195 • FRESHMAN - RS
FEDERAL WAY, WASH. (FEDERAL WAY HIGH)

ALL-MW 3RD TEAM (MEDIA) | MW HONORABLE MENTION (COACHES) | WOODEN LEGACY ALL-TOURNAMENT TEAM

Mountain West Rankings (all games)

- 6th in rebounding (7.5)
- 7th in offensive rebounds (2.3)
- 9th in defensive rebounds (5.2)
- 10th in free-throw percentage (79.2)

Quick Hits

- One of 14 freshmen in the nation to average 10.0 points and 7.5 rebounds a game.
- One of only three freshmen in the country to average 10.0 points, 7.5 rebounds and shoot 59 percent or better from the field.
- Averaged 10.7 points, 8.0 rebounds and 2.0 assists, and shot 60.0 percent from the floor and 80.0 percent from the free-throw line at the MW tournament.
- Named MW Player of the Week on Feb. 19, after averaging 17.0 points, 8.0 rebounds, 2.0 assists and 1.5 steals, while shooting 60.9 percent from the field (14-23) and 75.0 percent from the free-throw line (6-8) in wins over Wyoming and UNLV.
- In his last 25 games he has connected on 113-of-178 field-goal attempts (63.5 percent), while averaging 11.9 points and 8.2 rebounds (298 points, 205 rebounds).
- Posted two double-digit rebounding performances in the first nine games of his career. It was the most by an Aztec freshman since Kawhi Leonard had three in the first nine games of his career back in 2009-10.
- Has made 80 of his last 97 free throws (82.5 percent) after starting his career 0-for-4, covering four games.
- Committed one turnover or less in all but eight games this season.

Season Highlights

- Had eight points and a career-high 13 rebounds vs. Sacramento State (11-23-17).
- Posted his first career double-digit game with 11 points to go with eight rebounds vs. Georgia (11-24-17).
- Recorded his first career double-double with 14 points and 12 rebounds vs. Bradley (12-3-17).
- Led the team with 15 points and 10 rebounds, while adding a career-high two steals vs. No. 12/15 Gonzaga (12-21-17).
- Started his first career game at Wyoming (12-27-17) and produced six points and a team-high 10 rebounds.
- Had 13 points and tied career highs in free throws made (7) and free throws attempted (8) in the victory over Utah State (12-30-17).
- Posted his third double-double in the last six games with a career-high 19 points and 10 rebounds at Colorado State (1-2-18).
- Notched 13 points to go with a team-high seven rebounds and game highs in blocked shots (2) and steals (career-high 4) vs. San José State (1-9-18).
- Made 6-of-8 from the field to score 16 points to go with five rebounds and a team-high-tying two steals in a career-high 34 minutes at Boise State (1-13-18).
- Led the team with 14 points and 13 rebounds vs. Fresno State (1-17-18).
- Made 6-of-7 shots for 13 points and seven rebounds at New Mexico (1-20-18).
- Had 11 points to go with a career-high three assists and team highs in rebounding (6) and steals (3) vs. Colorado State (1-24-18).
- Registered team-best numbers in scoring (16 on 7-of-10 shooting) and rebounding (career-high 13) vs. Air Force (2-3-18).
- Led all players with 18 points on a career-high eight field goals, and 12 rebounds, while tying his career high with three assists vs. UNLV (2-17-18).
- Led the team with 16 points (career-high 10-10 FT), a game-high 10 rebounds and a game-high three blocked shots at San José State (2-24-18).
- Had team highs in points (15) and rebounds (10) for his second straight double-double against Boise State (2-27-18).
- Did not start on Senior Night, but came off the bench and grabbed a game-high nine rebounds with seven points in 17 minutes vs. No. 21/21 Nevada (3-3-18).
- Posted a double-double (17 points, game-high 12 rebounds) and had four assists vs. No. 22/22 Nevada (3-9-18) in the semifinals of the MW tournament.

2017-18 GAME-BY-GAME STATISTICS

Opponent	GS	FG	3FG	FT	O-D-R	PF	TP	A	TO	B	S	MP
San Diego Christian	1-3	0-1	0-2	0-5-5	0	2	2	1	2	0	0	20
at Arizona State	0-1	0-0	0-0	0-1-1	0	0	0	0	0	0	0	9
McNeese	2-4	0-0	0-0	1-3-4	3	4	0	1	1	0	1	17
Eastern Illinois	1-3	0-2	0-2	0-2-2	0	2	0	0	1	0	1	10
vs. Sacramento State	2-7	0-1	4-4	5-8-13	4	8	0	2	0	0	0	28
vs. Georgia	2-6	0-0	7-8	2-6-8	2	11	0	0	0	1	2	26
vs. Washington State	1-2	0-1	0-0	0-1-1	2	2	0	1	0	0	0	14
at San Diego	1-1	0-0	0-0	0-2-2	2	2	0	1	0	0	0	8
Bradley	6-8	1-2	1-2	5-7-12	1	14	2	1	0	1	0	26
California	3-4	0-0	3-3	0-4-4	3	9	1	0	0	0	0	23
Gonzaga	5-8	0-0	5-6	5-5-10	1	15	1	0	0	2	2	28
at Wyoming	* 3-6	0-0	0-0	2-8-10	4	6	1	1	0	1	0	27
Utah State	* 3-6	0-0	7-8	3-5-8	1	13	1	1	1	1	0	26
at Colorado State	* 8-11	0-0	3-4	5-5-10	3	19	0	0	0	2	2	29
San José State	* 6-8	0-2	1-2	1-6-7	2	13	1	0	2	4	2	23
at Boise State	* 6-8	0-0	4-5	3-2-5	3	16	1	0	1	2	3	34
Fresno State	* 4-7	0-0	6-8	3-10-13	2	14	1	2	2	2	2	36
at New Mexico	* 6-7	0-0	1-1	1-6-7	4	13	0	1	0	0	0	27
Colorado State	* 3-4	0-1	5-5	2-4-6	0	11	3	2	0	3	2	23
at UNLV	* 4-9	0-0	1-2	3-3-6	2	9	0	2	1	0	2	24
Air Force	* 7-10	0-0	2-2	3-10-13	4	16	1	1	1	1	1	32
at Fresno State	* 3-4	0-0	0-0	1-7-8	3	6	0	5	1	0	0	28
at Nevada	* 4-11	1-2	2-2	3-5-8	2	11	1	2	0	0	0	30
Wyoming	* 6-9	0-0	4-6	3-1-4	5	16	1	0	0	1	2	22
UNLV	* 8-14	0-1	2-2	3-9-12	1	18	3	1	0	2	2	29
at Air Force	* 3-4	1-1	0-0	1-6-7	0	7	1	1	0	2	2	27
at San José State	* 3-7	0-0	10-10	3-7-10	4	16	1	0	3	1	3	34
Boise State	* 6-8	0-1	3-5	3-7-10	3	15	0	2	0	0	0	36
Nevada	3-4	0-0	1-2	4-5-9	3	7	0	2	0	0	0	17
vs. Fresno State (MW-QF)	* 3-6	0-1	3-4	1-6-7	4	9	0	2	1	1	2	23
vs. Nevada (MW-SF)	* 6-8	0-1	5-6	5-7-12	2	17	4	0	1	0	2	29
vs. New Mexico (MW-CH)	* 3-6	0-0	0-0	1-4-5	3	6	2	2	0	1	2	22

MISCELLANEOUS STATS / SAN DIEGO STATE RECORD

Category	2017-18 Season	
	Games	SDSU W/L
Double-Figure Scoring	17	13-4
15-Point Games	9	8-1
Double-Doubles	9	8-1
10-Rebounding Games	11	9-2
Led SDSU in Scoring	8	7-1
Led SDSU in Rebounding	18	16-2
Led SDSU in Assists	0	0-0
Multiple Steals	8	6-2
One Turnover or Less	23	17-6
Consecutive Games	Current	Long
Consecutive Games Played	32	32
Without Fouling Out	8	23
Scoring A Point	30	30
One Turnover or Less	0	11

► MCDANIELS CAREER STATISTICS

Year	G-GS	Min.-Avg.	FG-FGA	Pct.	3P-3PA	Pct.	FT-FTA	Pct.	OR	DR	Reb	Avg.	PF-D	AT	TO	BS	ST	Pts	Avg.
17-18	32-20	787-24.6	122-204	.598	3-17	.176	80-101	.792	72	167	239	7.5	73-1	28	34	18	27	327	10.2

SEASON / CAREER HIGHS

Points

Season 20 vs. Colorado State (1-24-18)
Career 21 vs. Boise State (3-9-17)

Rebounds

Season 6 at Air Force (2-21-18)
6 vs. UNLV (2-17-18)
6 vs. Air Force (2-3-18)
6 at New Mexico (1-20-18)
Career 9 vs. San José State (1-10-17)
9 vs. Miss. Valley State (11-14-14)

Assists

Season 4 vs. Wyoming (2-14-18)
Career 4 vs. Wyoming (2-14-18)

Field Goals

Season 6 vs. UNLV (2-17-18)
6 vs. Colorado State (1-24-18)
6 vs. San José State (1-9-18)
Career 7 vs. Boise State (3-9-17)

Field Goals Attempted

Season 13 vs. UNLV (2-17-18)
Career 13 vs. UNLV (2-17-18)
13 at Boise State (1-7-17)

Three-Point Field Goals

Season 5 at San José State (2-24-18)
5 vs. UNLV (2-17-18)
5 vs. Colorado State (1-24-18)
Career 5 - six times

Three-Point FG Attempted

Season 9 vs. UNLV (2-17-18)
9 vs. Colorado State (1-24-18)
Career 9 - five times

Free Throws

Season 4 vs. SD Christian (11-10-17)
Career 6 vs. Fresno State (2-22-17)
6 vs. Alabama State (12-12-16)
6 vs. Miss. Valley State (11-14-14)

Free Throws Attempted

Season 4 vs. Colorado State (1-24-18)
4 vs. Utah State (12-30-17)
4 vs. SD Christian (11-10-17)
Career 9 vs. Fresno State (2-22-17)

Steals

Season 2 vs. SD Christian (11-10-17)
Career 3 at UNLV (1-17-17)

Blocked Shots

Season 1 vs. Nevada (3-9-18)
1 vs. UNLV (2-17-18)
1 vs. Air Force (2-3-18)
1 at New Mexico (1-20-18)
Career 1 - 14 times

Minutes Played

Season 24 at Fresno State (2-6-18)
24 at UNLV (1-27-18)
Career 34 at Boise State (1-7-17)



10 • MAX MONTANA

FORWARD • 6-9 • 210 • JUNIOR - 1L
CALABASAS, CALIF. (INDIANA)

Quick Hits

- Averaging 3.8 rebounds (53 rebounds) in his last 15 games and had a season-best six rebounds four times during that stretch.
- Had scored in double figures three straight games for the first time this season (14.7 ppg) until the game at Fresno State (2-6-18) broke the streak.
- Is 26-for-65 from three-point distance (40.0 percent) in his last 15 games.
- Made at least one trey in 14 of his last 18 games.
- Has 15 career games with at least three three-point field goals.
- Snapped an 0-for-15 three-point field goal slump by connecting on 3-of-6 from beyond the arc against Utah State (12-30-17).
- Committed only 11 turnovers in the last 18 games (302 minutes on the court).
- Hyperextended his left knee in the second half of the game at Arizona State (11-14-17) and missed the next six games before returning vs. Bradley (12-3-17).

Season Highlights

- Made all four free throws and finished with nine points and two steals vs. San Diego Christian (11-10-17).
- Knocked down his first four three-pointers, all of which came in the first half, and finished with 15 points at Arizona State (11-14-17).
- Broke an 0-for-15 slump beyond the arc, by making 3-of-6 three-point field goals en route to a 14-point performance against Utah State (12-30-17).
- Had a game-high-tying 17 points with nine coming off three-pointers in 16 minutes vs. San José State (1-9-18)... Also tied his season high with four rebounds and one assist.
- Scored eight points to go with a season-high six rebounds and career highs in assists (3) and blocked shots (1) at New Mexico (1-20-18).
- Connected on a career-high five three-pointers en route to a season-high 20 points in just 22 minutes vs. Colorado State (1-24-18).
- Made three treys to finish with 13 points and a season-high six rebounds at Air Force (2-3-18).
- Set a career high with four assists to go with three points and five rebounds vs. Wyoming (2-14-18).
- Went off for 17 points in 18 minutes after making a career-high-tying five three-pointers and grabbed a season-high six rebounds vs. UNLV (2-17-18).
- Pulled down a season-high six rebounds at Air Force (2-21-18).
- Made a career-high five three-pointers, all in the second half, for 15 points in 19 minutes at San José State (2-24-18).
- Converted a four-point play, which was the tail end of a back-to-back three-point sequence that gave the team a three-point lead with 6:19 left in the second half vs. New Mexico (3-10-18) in the MW championship game.

2017-18 GAME-BY-GAME STATISTICS

Opponent	GS	FG	3FG	FT	O-D-R	PF	TP	A	TO	B	S	MP
San Diego Christian	2-6	1-5	4-4	1-3-4	1	9	0	2	0	2	19	
at Arizona State	5-8	4-6	1-2	0-2-2	2	15	1	1	0	1	21	
McNeese												DNP-Injured
Eastern Illinois												DNP-Injured
vs. Sacramento State												DNP-Injured
vs. Georgia												DNP-Injured
vs. Washington State												DNP-Injured
at San Diego												DNP-Injured
Bradley	0-2	0-2	0-0	0-0-0	0	0	0	0	0	0	0	4
California	1-7	0-6	0-0	0-3-3	3	2	0	0	0	0	0	20
Gonzaga	0-4	0-2	1-2	2-1-3	4	1	0	0	0	0	1	18
at Wyoming	0-3	0-3	0-0	0-2-2	3	0	0	1	0	0	0	11
Utah State	4-9	3-6	3-4	0-2-2	2	14	1	1	0	0	0	17
at Colorado State	1-4	1-4	0-0	1-0-1	3	3	1	0	0	0	1	16
San José State	6-10	3-7	2-2	0-4-4	0	17	1	0	0	0	0	16
at Boise State	1-4	1-2	0-0	0-0-0	2	3	0	0	0	0	0	10
Fresno State												DNP-CD
at New Mexico	3-8	2-5	0-0	1-5-6	2	8	3	0	1	0	0	20
Colorado State	6-11	5-9	3-4	1-3-4	2	20	0	0	0	0	0	22
at UNLV	4-7	2-4	1-2	3-0-3	4	11	0	3	0	1	24	
Air Force	5-10	3-7	0-0	2-4-6	3	13	2	1	1	0	0	22
at Fresno State	0-5	0-2	0-0	1-2-3	0	0	2	1	0	0	0	24
at Nevada	3-6	2-5	0-1	0-3-3	2	8	1	1	0	1	23	
Wyoming	1-4	1-4	0-0	0-5-5	2	3	4	1	0	1	0	19
UNLV	6-13	5-9	0-0	1-5-6	2	17	0	1	1	0	0	18
at Air Force	1-5	0-4	2-2	2-4-6	1	4	1	1	0	0	0	17
at San José State	5-8	5-8	0-0	1-2-3	5	15	0	0	0	0	0	19
Boise State	0-2	0-2	0-0	0-0-0	2	0	0	0	0	0	0	13
Nevada	0-1	0-1	0-0	0-2-2	0	0	1	0	0	0	0	6
vs. Fresno State (MW-QF)	1-3	1-2	0-0	0-0-0	1	3	0	1	0	0	0	9
vs. Nevada (MW-SF)	0-3	0-2	2-2	0-2-2	1	2	0	1	1	0	0	12
vs. New Mexico (MW-CH)	2-5	1-3	1-3	3-1-4	1	6	1	0	0	0	0	18

MISCELLANEOUS STATS / SAN DIEGO STATE RECORD

Category	2017-18 Season		Career Games	Career SDSU W/L
	Games	SDSU W/L		
Double-Figure Scoring	8	7-1	19*	11-7
Double-Figure Rebounds	0	0-0	0	0-0
Double-Doubles	0	0-0	0	0-0
Led SDSU in Scoring	2	2-0	3	3-0
Led SDSU in Rebounding	0	0-0	6	5-1
Led SDSU in Assists	1	0-1	1	0-1
15+ Point Games	5	4-1	10*	6-3
One Turnover or Less	23	16-7	75	31-16
Multiple Three-Pointers	10	6-4	24	12-12
Consecutive Games	Current	Long		
Double-Figure Scoring	0	4		
With At Least 1 Assist	1	4		
Played 30 or More Minutes	0	1		
Consecutive Made FTs	1	10		

* - One career double-digit scoring game came while at Indiana.

► MONTANA CAREER STATISTICS

Year	G-GS	Min.-Avg.	FG-FGA	Pct.	3P-3PA	Pct.	FT-FTA	Pct.	OR	DR	Reb	Avg.	PF-D	AT	TO	BS	ST	Pts	Avg.
14-15*	31-0	240-7.7	24-56	.429	10-29	.345	15-21	.714	10	31	41	1.3	32-1	10	13	3	4	73	2.4
16-17	29-10	556-19.2	68-187	.364	52-150	.347	34-42	.810	31	80	111	3.8	50-2	12	25	7	17	222	7.7
17-18	25-0	412-16.5	57-148	.385	40-110	.364	20-28	.714	19	56	75	3.0	46-1	20	17	4	8	174	7.0
Totals	85-10	1,208-14.2	149-391	.381	102-289	.353	69-91	.758	60	167	227	2.7	128-4	42	55	14	29	469	5.5

* - Indiana

CAREER HIGHS

Points
Career 31 vs. Eastern Illinois (11-20-17)

Rebounds
Career 9 vs. Washington State (11-26-17)

Assists
Career 6 vs. California (12-9-17)

Field Goals
Career 10 vs. Eastern Illinois (11-20-17)

Field Goals Attempted
Career 14 vs. Eastern Illinois (11-20-17)

Three-Point Field Goals
Career 7 vs. Eastern Illinois (11-20-17)

Three-Point FG Attempted
Career 11 vs. Eastern Illinois (11-20-17)


Free Throws
Career 5 vs. UNLV (2-17-18)

Free Throws Attempted
Career 6 vs. Washington State (11-26-17)

Steals
Career 3 vs. Nevada (3-9-18)
3 vs. Boise State (2-27-18)
3 vs. UNLV (2-17-18)
3 vs. Eastern Illinois (11-20-17)

Blocked Shots
Career 3 vs. Air Force (2-3-18)

Minutes Played
Career 36 vs. Gonzaga (12-21-17)



11 • MATT MITCHELL

FORWARD • 6-6 • 230 • FRESHMAN - HS
RIVERSIDE, CALIF. (ROOSEVELT HIGH)
WOODEN LEGACY ALL-TOURNAMENT TEAM

Mountain West Rankings (all games)

- Among freshmen, 1st in assists (1.8)
- Among freshmen, 1st in three-pointers (4.9)
- Among freshmen, 2nd in scoring (10.7)
- Among freshmen, 3rd in free-throw percentage (77.1)
- Among freshmen, 4th in Points-Assists-Rebounds (18.6)
- Among freshmen, 4th in rebounding (4.0)

Quick Hits

- Last eight games: 34-65 FG (52.3 percent), 14-34 3FG (41.2 percent)
- Has made 70 of his last 138 field-goal attempts (50.7 percent) over his last 17 games and 46-for-74 from two-point range (62.2 percent).
- Has at least one steal in 19 of his last 24 games (30 steals).
- Has made 49 of his last 126 three-point attempts (38.9 percent) after starting his career by going 0-for-10, covering three games.
- Made at least one three-point field goal in 24 of his last 29 games.
- Entered the Eastern Illinois game having made just two of his first 18 shots (0-10 3FG) on the season before going for 31 points (10-14 FG, 7-11 3FG) in 29 minutes.

Season Highlights

- Started the first game of his career in his SDSU debut and finished with six points, a team-high eight rebounds, two assists, one blocked shot and two steals vs. San Diego Christian (11-10-17)... Was the 15th freshman to start a season-opening game with Dutcher on the bench, dating back to the 1988-89 campaign, and the 10th while Dutcher has been at SDSU... The others are Juwan Howard, Jalen Rose, Chris Webber, Jerod Ward, Albert White, Bradley Jackson, Steve Sir, Brandon Heath, Richie Williams, D.J. Gay, Tim Shelton, Kawhi Leonard, Trey Kell and Jeremy Hemsley.
- Set career highs in points (31), assists (3), steals (3), field goals (10), three-pointers (7), free throws (4) and free throws attempted (5) to go with six rebounds vs. Eastern Illinois (11-20-17)... His seven treys were tied for the fourth most in school history, the most ever by an SDSU freshman, and tied for the second most by an Aztec in Viejas Arena history... He had the most points by an Aztec freshman since 2003 (Evan Burns)... His 31 points were the fourth most by a freshman this season... He became one of five freshmen this season to score at least 30 points... His seven three-pointers were tied for the second most nationally this season.
- Scored 13 points, including a big three-pointer down the stretch vs. Georgia (11-24-17), to give SDSU a four-point lead with 2:44 left.
- Had 12 points and a career-high nine rebounds vs. Washington State (11-26-17).
- Made all four of his shot attempts en route to 13 points at San Diego (11-30-17).
- Played a then-career-high 35 minutes and produced 13 points and a career-high six assists vs. California (12-9-17).
- Shared the team lead with 15 points and played a career-high 36 minutes vs. No. 12/15 Gonzaga (12-21-17).
- Made 6-of-11 shots en route to 13 points at Boise State (1-13-18).
- Turned in 13 points and two assists vs. Fresno State (1-17-18).
- Registered 15 points, his most in his last eight games, and four assists, his second most in a game, vs. Colorado State (1-24-18).
- Recorded 11 points, a team-high eight rebounds and three assists at UNLV (1-27-18).
- Blocked a career- and team-high three shots, while adding a team-best four assists vs. Air Force (2-3-18).
- Led the team with 16 points and two assists, and grabbed five rebounds at Fresno State (2-6-18).
- Scored a game-high 21 points, had a career-high three steals and went a career-best 5-for-5 from the free-throw line vs. UNLV (2-17-18).
- Scored 11 points in the first 2:58 of the second half and finished with a game-high 17 points on 6-of-7 shooting (4-5 3FG) at Air Force (2-21-18).
- Tied his career high with three steals to go with 11 points, three rebounds and three assists vs. Boise State (2-27-18).
- Filled the stat sheet with 13 points, five rebounds, three assists and a career-high three steals vs. No. 22/22 Nevada (3-9-18) in the MW semifinals.

2017-18 GAME-BY-GAME STATISTICS

Opponent	GS	FG	3FG	FT	O-D-R	PF	TP	A	TO	B	S	MP
San Diego Christian	*	1-8	0-5	4-4	1-7-8	1	6	2	3	1	2	18
Arizona State		0-4	0-2	3-4	0-2-2	5	3	1	2	0	0	17
McNeese	*	1-6	0-3	0-0	0-3-3	0	2	3	1	0	0	19
Eastern Illinois	*	10-14	7-11	4-5	1-5-6	2	31	3	2	0	3	29
vs. Sacramento State	*	3-8	2-6	3-4	1-2-3	1	11	1	1	0	0	20
vs. Georgia	*	4-11	1-5	4-4	1-1-2	3	13	0	2	0	0	27
vs. Washington State	*	3-10	2-6	4-6	3-6-9	4	12	1	5	0	1	28
at San Diego	*	4-4	1-1	4-5	0-4-4	2	13	0	5	0	0	32
Bradley	*	1-4	1-2	2-2	0-6-6	0	5	1	2	0	2	25
California	*	5-8	3-6	0-0	1-2-3	4	13	6	1	0	2	35
Gonzaga	*	4-12	3-8	4-5	1-4-5	1	15	2	2	1	1	36
at Wyoming	*	3-7	3-6	2-3	0-6-6	4	11	1	3	0	1	30
Utah State	*	1-7	0-3	0-2	0-3-3	2	2	2	1	0	2	29
at Colorado State	*	2-6	1-2	4-4	1-5-6	3	9	3	2	0	1	26
San José State	*	3-9	1-6	0-0	1-3-4	5	7	2	2	0	1	26
at Boise State	*	6-11	0-4	1-1	3-1-4	4	13	0	0	0	1	28
Fresno State	*	5-9	0-1	3-4	0-2-2	4	13	2	1	0	1	29
at New Mexico	*	3-5	1-3	0-0	0-2-2	4	7	1	3	0	0	21
Colorado State	*	6-8	3-4	0-0	0-2-2	0	15	4	2	0	1	30
at UNLV	*	4-9	2-5	1-2	2-6-8	3	11	3	3	0	1	34
Air Force	*	1-6	1-4	1-2	0-1-1	0	4	4	4	3	2	27
at Fresno State	*	6-12	1-4	3-4	2-3-5	4	16	2	2	1	1	34
at Nevada	*	5-9	2-5	0-0	1-2-3	3	12	1	2	0	1	27
Wyoming	*	0-4	0-0	2-2	0-6-6	3	2	2	3	1	0	18
UNLV	*	7-9	2-3	5-5	1-0-1	2	21	0	1	0	3	28
at Air Force	*	6-7	4-5	1-2	0-2-2	5	17	1	2	0	1	22
at San José State	*	5-11	2-6	0-0	0-3-3	1	12	1	2	0	0	26
Boise State	*	4-9	0-4	3-4	0-3-3	2	11	3	0	0	3	28
Nevada	*	3-10	2-5	0-0	1-2-3	2	8	0	0	0	2	26
vs. Fresno State (MW-QF)	*	3-7	1-3	3-5	1-4-5	2	10	1	2	1	0	33
vs. Nevada (MW-SF)	*	4-8	2-5	3-4	0-5-5	1	13	3	2	0	3	27
vs. New Mexico (MW-CH)	*	2-4	1-3	0-0	1-3-4	2	5	0	3	0	0	20

MISCELLANEOUS STATS / SAN DIEGO STATE RECORD

Category	2017-18 Season	
	Games	SDSU W/L
Double-Figure Scoring	20	12-8
15-Point Games	6	5-1
Led SDSU in Scoring	6	4-2
Led SDSU in Rebounding	3	1-2
Led SDSU in Assists	3	1-2
Multiple Steals	10	9-1
One Turnover or Less	9	6-3
Consecutive Games	Current	Long
Consecutive Games Played	32	32
Without Fouling Out	6	11
Scoring A Point	32	32
With A Steal	0	9
One Turnover or Less	0	2

► MITCHELL CAREER STATISTICS

Year	G-GS	Min.-Avg.	FG-FGA	Pct.	3P-3PA	Pct.	FT-FTA	Pct.	OR	DR	Reb	Avg.	PF-D	AT	TO	BS	ST	Pts	Avg.
17-18	32-31	855-26.7	115-256	.449	49-136	.360	64-83	.771	23	106	129	4.0	79-3	56	66	8	36	343	10.7

CAREER HIGHS

Points

Career 14 vs. Wyoming (2-14-18)

Rebounds

Career 7 vs. Washington State (11-26-17)

Assists

Career 2 vs. UNLV (2-17-18)
2 vs. Wyoming (2-14-18)
2 vs. Colorado State (1-24-18)
2 vs. San José State (1-9-18)
2 vs. Washington State (11-26-17)

Field Goals

Career 5 vs. Wyoming (2-14-18)

Field Goals Attempted

Career 7 vs. San José State (1-9-18)
7 vs. Sacramento State (11-23-17)

Three-Point Field Goals

Career 4 vs. Wyoming (2-14-18)

Three-Point FG Attempted

Career 5 vs. UNLV (2-17-18)
5 vs. Wyoming (2-14-18)
5 vs. Air Force (2-3-18)
5 vs. McNeese (11-17-17)

Free Throws

Career 2 vs. Nevada (3-9-18)
2 vs. Air Force (2-3-18)
2 vs. Bradley (12-3-17)
2 vs. SD Christian (11-10-17)

Free Throws Attempted

Career 4 vs. Nevada (3-9-18)

Steals

Career 2 vs. San José State (1-9-18)

Blocked Shots

Career 1 at New Mexico (1-20-18)
1 at Wyoming (12-27-17)
1 vs. McNeese (11-17-17)

Minutes Played

Career 26 vs. Washington State (11-26-17)



20 • JORDAN SCHAKEL

GUARD • 6-6 • 195 • FRESHMAN - HS
TORRANCE, CALIF. (BISHOP MONTGOMERY HIGH)

Quick Hits

- Is 8-for-23 from three-point distance (34.8 percent) over his last nine games.
- One of four players to see action in all 32 games this season.
- Made 27 three-pointers in 32 games.
- Has nine turnovers in 446 minutes this season.
- One turnover or less in 25 straight games (320 minutes).

Season Highlights

- Recorded seven points and zero turnovers in his SDSU debut vs. San Diego Christian (11-10-17).
- Put up eight points after knocking down a pair of three-pointers and pulled down four rebounds vs. McNeese (11-17-17).
- Played the most minutes off the bench (20), along with Jeremy Hemsley, and recorded his first career assist vs. Eastern Illinois (11-20-17).
- Had five points and four boards in 23 minutes vs. Sacramento State (11-23-17).
- Scored three points and grabbed three rebounds, but took two charges to help SDSU defeat Georgia (11-24-17).
- Finished with six points, a career-high seven rebounds, a personal-best two assists and a career-high-tying one steal in 26 minutes vs. Washington State (11-26-17).
- Snapped a four-game streak without a three-pointer when he made 1-of-2 at Wyoming (12-27-17), while also blocking his second career shot.
- Made two three-pointers for six points and added five rebounds, and career highs in assists (2) and steals (2) vs. San José State (1-9-18).
- Knocked down both of his three-point attempts (6 points), each coming in big moments, at Boise State (1-13-18).
- Connected on half of his four three-point attempts to score six points, while tying his career high with one blocked shot at New Mexico (1-20-18).
- Tied his career high with two assists vs. Colorado State (1-24-18).
- Equaled his then-career high in points (8), three-pointers (2) and free throws (2) vs. Air Force (2-3-18).
- Exploded for 11 points in the first half before finishing with a career-high 14 points on 5-of-6 shooting (career-high four three-pointers), five rebounds, two assists and a steal in 17 minutes vs. Wyoming (2-14-18).
- Turned in six points after making two treys, three rebounds and tied his career high with two assists vs. UNLV (2-17-18).

2017-18 GAME-BY-GAME STATISTICS

Opponent	GS	FG	3FG	FT	O-D-R	PF	TP	A	TO	B	S	MP
San Diego Christian	2-5	1-4	2-2	0-3-3	3	7	0	0	0	0	1	15
at Arizona State	1-2	0-1	0-0	0-3-3	0	2	0	0	0	0	0	8
McNeese	3-6	2-5	0-0	1-3-4	1	8	0	1	1	1	1	19
Eastern Illinois	1-3	1-2	1-2	0-1-1	1	4	1	0	0	0	0	20
vs. Sacramento State	2-7	1-4	0-0	1-3-4	1	5	1	1	0	0	0	23
vs. Georgia	1-2	1-2	0-0	0-3-3	3	3	1	1	0	0	0	15
vs. Washington State	2-4	2-4	0-0	2-5-7	3	6	2	2	0	1	1	26
at San Diego	0-0	0-0	0-0	0-1-1	1	0	1	0	0	0	1	12
Bradley	0-2	0-2	2-2	0-1-1	4	2	0	0	0	0	0	17
California	0-0	0-0	0-0	0-0-0	0	0	0	0	0	0	0	2
Gonzaga	0-2	0-1	0-0	0-0-0	0	0	0	0	0	0	0	8
at Wyoming	1-2	1-2	0-0	0-0-0	4	3	0	0	1	0	1	12
Utah State	1-5	0-3	0-0	2-0-2	0	2	0	0	0	0	0	11
at Colorado State	1-3	1-2	0-0	1-4-5	1	3	0	0	0	0	0	15
San José State	2-7	2-4	0-0	4-1-5	4	6	2	1	0	2	1	19
at Boise State	2-3	2-2	0-0	0-0-0	2	6	0	0	0	0	0	14
Fresno State	0-2	0-1	0-0	0-1-1	2	0	0	0	0	0	0	9
at New Mexico	2-4	2-4	0-0	0-1-1	5	6	0	0	1	1	1	18
Colorado State	0-3	0-2	0-2	2-1-3	4	0	2	0	0	1	1	15
at UNLV	1-3	1-3	0-0	0-1-1	4	3	1	0	0	1	1	13
Air Force	2-6	2-5	2-2	0-2-2	1	8	1	0	0	0	0	19
at Fresno State	0-0	0-0	0-0	0-1-1	2	0	0	1	0	0	0	13
at Nevada	0-2	0-2	0-0	0-1-1	2	0	0	1	0	0	0	9
Wyoming	5-6	4-5	0-0	2-3-5	4	14	2	1	0	1	1	17
UNLV	2-5	2-5	0-0	1-2-3	3	6	2	0	0	1	1	16
at Air Force	1-4	1-3	1-1	0-3-3	0	4	0	0	0	1	1	19
at San José State	0-2	0-2	0-0	0-0-0	2	0	0	0	0	0	0	8
Boise State	0-2	0-2	0-0	0-0-0	2	0	0	0	0	0	0	13
Nevada	1-3	1-2	0-0	1-1-2	0	3	1	0	0	0	0	12
vs. Fresno State (MW-QF)	0-2	0-2	0-0	0-0-0	1	0	1	0	0	0	0	11
vs. Nevada (MW-SF)	0-1	0-1	2-4	0-1-1	3	2	0	0	0	0	0	9
vs. New Mexico (MW-CH)	0-2	0-1	1-2	0-4-4	2	1	0	0	0	0	0	9

MISCELLANEOUS STATS / SAN DIEGO STATE RECORD

Category	2017-18 Season	
	Games	SDSU W/L
Double-Figure Scoring	1	1-0
15-Point Games	0	0-0
Led SDSU in Scoring	0	0-0
Led SDSU in Rebounding	0	0-0
Led SDSU in Assists	0	0-0
Multiple Three-Pointers	8	5-3
One Turnover or Less	31	22-9
Consecutive Games	Current	Long
Consecutive Games Played	32	32
Without Fouling Out	14	17
Scoring A Point	2	7
One Turnover or Less	25	25

► SCHAKEL CAREER STATISTICS

Year	G-GS	Min.-Avg.	FG-FGA	Pct.	3P-3PA	Pct.	FT-FTA	Pct.	OR	DR	Reb	Avg.	PF-D	AT	TO	BS	ST	Pts	Avg.
17-18	32-0	446-13.9	33-100	.330	27-78	.346	11-17	.647	17	50	67	2.1	65-1	18	9	3	12	104	3.3

SEASON / CAREER HIGHS

Points

Season 21 at Wyoming (12-27-17)
Career 22 vs. Boise State (3-9-17)
22 at Colorado State (1-24-15)

Rebounds

Season 13 at Nevada (2-10-18)
Career 13 at Nevada (2-10-18)

Assists

Season 4 vs. Nevada (3-3-18)
Career 5 vs. UNLV (3-5-16)

Field Goals

Season 10 at Wyoming (12-27-17)
Career 10 at Wyoming (12-27-17)

Field Goals Attempted

Season 22 at Wyoming (12-27-17)
Career 22 at Wyoming (12-27-17)

Three-Point Field Goals

Season 2 at Arizona State (11-14-17)
Career 4 at Colorado State (1-24-15)

Three-Point FG Attempted

Season 4 at Wyoming (12-27-17)
4 at Arizona State (11-14-17)
Career 5 - nine times

Free Throws

Season 3 vs. Utah State (12-30-17)
3 vs. McNeese (11-17-17)
Career 7 vs. Boise State (3-9-17)

Free Throws Attempted

Season 8 vs. New Mexico (3-10-18)
8 vs. Bradley (12-3-17)
Career 8 vs. New Mexico (3-10-18)
8 vs. Bradley (12-3-17)
8 vs. Boise State (3-9-17)
8 at New Mexico (3-4-17)
8 vs. Wyoming (1-31-17)

Steals

Season 3 at Arizona State (11-14-17)
Career 4 vs. Wyoming (1-31-17)

Blocked Shots

Season 4 at New Mexico (1-20-18)
4 at San Diego (11-30-17)
Career 4 at New Mexico (1-20-18)
4 at San Diego (11-30-17)

Minutes Played

Season 36 vs. California (12-9-17)
Career 37 at New Mexico (3-1-16)



21 • MALIK POPE

FORWARD • 6-10 • 220 • SENIOR - 3L

SACRAMENTO, CALIF. (LAGUNA CREEK HIGH)

ALL-MW 2ND TEAM (COACHES) | MW HONORABLE MENTION (MEDIA) | WOODEN LEGACY HONORABLE MENTION

Mountain West Rankings (all games)

- 4th in field-goal percentage (52.1)
- 7th in blocked shots (1.1)
- 9th in rebounding (6.6)
- 9th in offensive rebounds (2.2)
- 19th in scoring (12.9)

Quick Hits

- Averaged 14.0 points on 61.5 percent shooting at the MW tournament.
- Scored in double figures in a career-long eight straight games and has at least one assist in a career-best 13 consecutive outings.
- Reached the 1,000-point plateau for his career against Wyoming (2-14-18). He became the 33rd member of that club at San Diego State.
- Has made 92-of-175 shots over his last 10 games played (52.6 percent).
- Tallied six or more rebounds in 16 of the last 24 games played (6.6 rpg; 158 rebs.)... Last 10 games: 6.7 rpg (67 rebounds, 26 offensive).
- Scored in double figures in 19 of his last 23 games played (13.3 ppg; 307 pts.) and scored at least eight in all 23... Last eight games: 13.8 ppg (110 points)

Season Highlights

- Poured in a game-high 20 points on 9-of-11 shooting and six rebounds in only 18 minutes vs. San Diego Christian (11-10-17).
- Recorded 14 points, eight rebounds and a game-high three steals at Arizona State (11-14-17).
- Put up 16 points and a game-high nine rebounds vs. McNeese (11-17-17).
- Had a double-double with 17 points and a game-high 11 rebounds to go with two assists, one blocked shot and one steal vs. Eastern Illinois (11-20-17).
- Pulled down a game-high nine rebounds, blocked a career-high four shots and shared the team lead with two assists at San Diego (11-30-17).
- Scored SDSU's first 13 points before finishing with a game-high 20 points and adding team-best numbers in rebounding (8), blocked shots (2) and steals (2) vs. California (12-9-17).
- Had a season-high 21 points on a career-high 10 field goals and nine rebounds at Wyoming (12-27-17).
- Made 8-of-10 shots to finish with a game-high 17 points vs. San José State (1-9-18).
- Posted 18 points (8-11 FG) and a game-high nine rebounds at Boise State (1-13-18).
- Battled foul trouble and took a knee to the groin, which limited him to 10 points in 18 minutes vs. Fresno State (1-17-18).
- Led the team with 16 points and eight rebounds, while tying his career high with four blocked shots at New Mexico (1-20-18).
- Finished with 14 points and a team-high eight rebounds at UNLV (1-27-18).
- Filled the stat sheet with nine points on 3-of-5 shooting, six rebounds, one assist and a game-high three blocked shots vs. Air Force (2-3-18).
- Turned in a double-double with 10 points and a game-high 10 rebounds, including a season-best seven offensive, at Fresno State (2-6-18).
- Pulled down a career-high 13 rebounds and scored nine points at No. 23/23 Nevada (2-10-18).
- Had 10 points and a team-high nine rebounds vs. Wyoming (2-14-18) and reached the 1,000-point plateau for his career.
- Produced 17 points, nine rebounds and a team-high three blocked shots vs. UNLV (2-17-18).
- Recorded 13 points, five rebounds and blocked the team's only two shots at Air Force (2-21-18).
- Made 7-of-11 shots for 16 points to go with five rebounds and a season-high four assists vs. No. 21/21 Nevada (3-3-18).
- Went for 12 points, four rebounds and two assists vs. Fresno State (3-8-18) in the quarterfinals of the MW tournament.
- Hit six of his eight field-goal attempts for 14 points vs. No. 22/22 Nevada (3-9-18) in the MW semifinals.
- Tallied 16 points and a game-high-tying five rebounds vs. New Mexico (3-10-18) in the MW title game.

2017-18 GAME-BY-GAME STATISTICS

Opponent	GS	FG	3FG	FT	O-D-R	PF	TP	A	TO	B	S	MP
San Diego Christian	* 9-11	1-2	1-4	2-4-6	0	20	0	0	1	0	18	
at Arizona State	* 5-10	2-4	2-3	4-4-8	3	14	0	3	1	3	25	
McNeese	* 6-9	1-1	3-4	0-9-9	0	16	1	0	0	0	26	
Eastern Illinois	* 8-14	1-1	0-0	3-8-11	1	17	2	1	1	1	30	
vs. Sacramento State	* 3-5	1-1	0-1	0-5-5	2	7	2	0	0	1	16	
vs. Georgia	* 4-12	0-2	1-2	3-4-7	4	9	1	1	2	0	19	
vs. Washington State	* 2-3	0-0	0-1	0-1-1	2	4	0	0	1	0	14	
at San Diego	* 3-9	0-0	0-1	1-8-9	1	6	2	6	4	2	32	
Bradley	* 3-6	0-0	7-8	2-4-6	2	13	1	3	0	1	18	
California	* 7-11	1-2	5-6	2-6-8	3	20	1	3	2	2	36	
Gonzaga	* 4-10	1-3	0-0	1-5-6	2	9	1	2	0	1	21	
at Wyoming	* 10-22	0-4	1-3	3-6-9	1	21	0	3	1	1	35	
Utah State	* 5-11	0-1	3-4	2-5-7	1	13	2	3	0	2	27	
at Colorado State	* 3-7	0-0	2-4	4-5-9	3	8	1	4	3	1	30	
San José State	* 8-10	1-1	0-0	2-2-4	0	17	1	1	2	0	28	
at Boise State	* 8-11	0-0	2-2	3-6-9	4	18	2	3	0	0	35	
Fresno State	* 4-5	1-1	1-1	0-2-2	3	10	0	1	0	0	18	
at New Mexico	* 5-15	0-1	6-7	3-5-8	1	16	0	1	4	0	31	
Colorado State	* 4-5	0-1	2-2	0-0-0	1	10	1	1	0	1	27	
at UNLV	* 6-14	1-3	1-2	4-4-8	4	14	2	2	1	0	28	
Air Force	* 3-5	0-0	3-4	2-4-6	1	9	1	3	3	0	26	
at Fresno State	* 5-14	0-0	7-3-10	4	10	1	1	0	1	0	23	
at Nevada	* 4-12	1-2	0-0	5-8-13	3	9	1	3	0	0	29	
Wyoming	* 4-10	0-1	2-2	5-4-9	3	10	2	1	1	0	23	
UNLV	* 8-13	1-2	0-0	3-6-9	1	17	1	0	3	1	30	
at Air Force	* 5-11	0-1	3-3	0-5-5	3	13	1	3	2	1	28	
at San José State	Did Not Travel											
Boise State	* 5-13	0-3	2-2	2-4-6	3	12	1	2	0	2	29	
Nevada	* 7-11	1-1	1-4	1-4-5	3	16	4	2	0	1	27	
vs. Fresno State (MW-QF)	* 5-10	0-0	2-2	1-3-4	3	12	2	0	0	1	31	
vs. Nevada (MW-SF)	* 6-8	0-0	2-2	1-0-1	3	14	1	1	0	0	22	
vs. New Mexico (MW-CH)	* 5-8	0-0	6-8	1-4-5	2	16	1	0	2	0	26	

MISCELLANEOUS STATS / SAN DIEGO STATE RECORD

Category	2017-18 Season		Career Games	Career SDSU W/L
	Games	SDSU W/L		
Double-Figure Scoring	23	15-8	52	36-16
Double-Doubles	2	1-1	9	7-2
Led SDSU in Scoring	5	2-3	19	11-8
Led SDSU in Rebounding	11	5-6	33	20-13
Led SDSU in Assists	1	1-0	10	7-3
15+ Point Games	11	7-4	24	16-8
20+ Point Games	3	1-2	6	3-3
2+ Assist Games	9	7-2	31	22-9
Consecutive Games	Current	Long		
Double-Figure Scoring	8	8		
With At Least 1 Assist	13	13		
Played 30 or More Minutes	0	3		
Consecutive Made FTs	1	10		

► POPE CAREER STATISTICS

Year	G-GS	Min.-Avg.	FG-FGA	Pct.	3P-3PA	Pct.	FT-FTA	Pct.	OR	DR	Reb	Avg.	PF-D	AT	TO	BS	ST	Pts	Avg.
14-15	31-0	459-14.8	56-123	.455	20-49	.408	27-40	.675	25	59	84	2.7	30-0	19	25	24	8	159	5.1
15-16	38-16	810-21.3	101-252	.401	38-102	.373	37-57	.649	33	156	189	5.0	56-1	29	41	29	10	277	7.3
16-17	24-21	621-25.9	96-212	.453	20-51	.392	52-74	.703	42	105	147	6.1	52-1	36	34	23	18	264	11.0
17-18	31-31	808-26.1	164-315	.521	14-38	.368	58-81	.716	67	138	205	6.6	67-0	36	54	34	23	400	12.9
Totals	124-68	2,698-21.8	417-902	.462	92-240	.383	174-252	.690	167	458	625	5.0	205-2	120	154	110	59	1,100	8.9

SEASON / CAREER HIGHS

Points

Season 18 vs. Wyoming (2-14-18)
Career 18 vs. Wyoming (2-14-18)

Rebounds

Season 7 vs. Washington State (11-26-17)
7 vs. SD Christian (11-10-17)
Career 7 vs. Washington State (11-26-17)
7 vs. SD Christian (11-10-17)

Assists

Season 2 vs. UNLV (2-17-18)
2 vs. Bradley (12-3-17)
Career 2 vs. UNLV (2-17-18)
2 vs. Bradley (12-3-17)

Field Goals

Season 8 vs. Wyoming (2-14-18)
Career 8 vs. Wyoming (2-14-18)

Field Goals Attempted

Season 10 vs. Wyoming (2-14-18)
Career 10 vs. Wyoming (2-14-18)

Three-Point Field Goals

Season 1 at San José State (2-24-18)
1 vs. UNLV (2-17-18)
1 vs. Wyoming (2-14-18)
1 vs. McNeese (11-17-17)
Career 1 at San José State (2-24-18)
1 vs. UNLV (2-17-18)
1 vs. Wyoming (2-14-18)
1 vs. McNeese (11-17-17)
1 at Utah State (2-15-17)

Three-Point FG Attempted

Season 2 vs. UNLV (2-17-18)
Career 2 vs. UNLV (2-17-18)

Free Throws

Season 4 vs. Boise State (2-27-18)
Career 4 vs. Boise State (2-27-18)

Free Throws Attempted

Season 4 vs. Boise State (2-27-18)
4 vs. Sacramento State (11-23-17)
Career 4 vs. Boise State (2-27-18)
4 vs. Sacramento State (11-23-17)

Steals

Season 2 vs. Bradley (12-3-17)
Career 2 vs. Bradley (12-3-17)

Blocked Shots

Season 1 at San José State (2-24-18)
1 vs. Fresno State (1-17-18)
1 vs. Washington State (11-26-17)
Career 1 at San José State (2-24-18)
1 vs. Fresno State (1-17-18)
1 vs. Washington State (11-26-17)

Minutes Played

Season 24 vs. Sacramento State (11-23-17)
Career 24 vs. Sacramento State (11-23-17)



24 • NOLAN NARAIN

FORWARD • 6-10 • 226 • SOPHOMORE - 1L
HAMILTON, ONTARIO, CANADA (LA LUMIERE SCHOOL (IND.))

Quick Hits

- Ranks 17th nationally in field-goal percentage (.688) among players with at least 60 field-goal attempts (through March 10 games) and is the only player in the top 17 with at least one three-pointer.
- Last eight games: 5.4 points, 1.9 rebounds, 63.0 percent from field (17-27), 10.8 minutes.
- Nearly half of his rebounds are on the offensive glass this season (21 of 46).
- Scored 18 points vs. Wyoming (2-14-18) after only scoring 12 points in seven Mountain West games entering the contest vs. the Cowboys.
- Has scored in nine of his last 12 games played.
- Grabbed at least one rebound in 24 of his last 30 outings.
- Has only missed 20 shots this season.

Season Highlights

- Notched a then-career-high nine points after making all four of his shots in a career-high 19 minutes vs. San Diego Christian (11-10-17).
- Made his first three-pointer of the season en route to five points, two rebounds and one assist vs. McNeese (11-17-17).
- Was a perfect 3-for-3 from the field en route to seven points in 11 minutes vs. Eastern Illinois (11-20-17).
- Scored eight points in 24 minutes off the bench vs. Sacramento State (11-23-17).
- Posted his first career double-digit scoring game with 10 points to go with a career-high seven rebounds vs. Washington State (11-26-17).
- Recorded nine points and career highs in assists (2) and steals (2) in 15 minutes vs. Bradley (12-3-17).
- Made both of his field-goal attempts and 2-of-3 from the free-throw line for six points to go with one rebound and one blocked shot in 12 minutes vs. Fresno State (1-17-18).
- Connected on 8-of-10 shots from the field, including his lone three-point attempt, en route to a career-best 18 points in 18 minutes vs. Wyoming (2-14-18)... At halftime, he had already tied his previous career high of 10 points in just eight minutes.
- Produced five points, four rebounds and a career-high two assists in 11 minutes vs. UNLV (2-17-18).
- Made his first career start at San José State (2-24-18) and finished with eight points, four rebounds, one blocked shot and one steal in 18 minutes.
- Half of his eight points came on a career-high four free throws vs. Boise State (2-17-18).

2017-18 GAME-BY-GAME STATISTICS

Opponent	GS	FG	3FG	FT	O-D-R	PF	TP	A	TO	B	S	MP
San Diego Christian	4-4	0-0	1-1	4-3-7	0	9	1	1	0	0	0	19
at Arizona State	2-3	0-0	0-0	1-0-1	4	4	0	0	0	0	0	14
McNeese	2-3	1-1	0-0	2-0-2	4	5	1	1	0	0	0	15
Eastern Illinois	3-3	0-0	1-2	0-1-1	2	7	0	0	0	0	0	11
vs. Sacramento State	3-5	0-1	2-4	1-1-2	3	8	0	4	0	1	0	24
vs. Georgia	0-0	0-0	0-0	0-0-0	0	0	0	0	0	0	0	1
vs. Washington State	5-6	0-1	0-1	5-2-7	4	10	0	1	1	0	0	18
at San Diego	0-3	0-1	0-0	2-2-4	2	0	0	1	0	1	0	16
Bradley	4-5	0-0	1-1	2-2-4	2	9	2	2	0	2	1	15
California	0-0	0-0	0-0	0-0-0	1	0	0	0	0	0	0	1
Gonzaga												DNP-CD
at Wyoming												DNP-CD
Utah State												DNP-CD
at Colorado State												DNP-CD
San José State	0-0	0-0	0-0	0-0-0	2	0	0	1	0	0	0	4
at Boise State												DNP-CD
Fresno State	2-2	0-0	2-3	0-1-1	1	6	0	0	1	0	0	12
at New Mexico	0-0	0-0	2-2	0-1-1	2	2	0	0	0	0	0	2
Colorado State	1-2	0-1	0-0	0-0-0	1	2	0	0	0	0	0	4
at UNLV												DNP-CD
Air Force												DNP-Injured
at Fresno State	1-1	0-0	0-0	1-0-1	0	2	0	2	0	0	0	6
at Nevada	0-1	0-1	0-0	0-1-1	2	0	1	1	0	0	0	11
Wyoming	8-10	1-1	1-1	2-2-4	1	18	0	1	0	0	0	18
UNLV	2-4	1-2	0-0	0-4-4	0	5	2	1	0	0	0	11
at Air Force	2-4	0-1	0-2	0-1-1	1	4	0	0	0	0	0	10
at San José State	3-4	1-1	1-2	1-3-4	4	8	0	1	1	1	1	18
Boise State	2-4	0-0	4-4	0-1-1	1	8	0	0	0	0	0	11
Nevada	0-0	0-0	0-0	0-0-0	0	0	0	0	0	0	0	4
vs. Fresno State (MW-QF)												DNP-CD
vs. Nevada (MW-SF)	0-0	0-0	0-0	0-0-0	0	0	0	1	0	0	0	3
vs. New Mexico (MW-CH)												DNP-CD

MISCELLANEOUS STATS / SAN DIEGO STATE RECORD

Category	2017-18 Season		Career Games	Career SDSU W/L
	Games	SDSU W/L		
Double-Figure Scoring	2	1-1	2	1-1
15-Point Games	1	1-0	1	1-0
Led SDSU in Scoring	1	1-0	1	1-0
Led SDSU in Rebounding	0	0-0	0	0-0
Led SDSU in Assists	0	0-0	0	0-0
Multiple Steals	1	1-0	1	1-0
One Turnover or Less	19	13-6	28	20-8
Consecutive Games Played	0	10		
Without Fouling Out	32	32		
Scoring A Point	0	5		
One Turnover or Less	8	13		

► NARAIN CAREER STATISTICS

Year	G-GS	Min.-Avg.	FG-FGA	Pct.	3P-3PA	Pct.	FT-FTA	Pct.	OR	DR	Reb	Avg.	PF-D	AT	TO	BS	ST	Pts	Avg.
16-17	9-0	55-6.1	6-18	.333	1-4	.250	0-0	.000	2	7	9	1.0	9-0	0	3	0	1	13	1.4
17-18	23-1	248-10.8	44-64	.688	4-11	.364	15-23	.652	21	25	46	2.0	37-0	7	18	3	5	107	4.7
Totals	32-1	303-9.5	50-82	.610	5-15	.333	15-23	.652	23	32	55	1.7	46-0	7	21	3	6	120	3.8

SEASON / CAREER HIGHS

Points

Season 19 at UNLV (1-27-18)
Career 30 at Nevada (1-4-17)

Rebounds

Season 5 vs. Bradley (12-3-17)
5 vs. Eastern Illinois (11-20-17)
Career 7 vs. San José State (1-10-17)

Assists

Season 6 vs. SD Christian (11-10-17)
Career 9 vs. Savannah State (11-28-16)

Field Goals

Season 7 at UNLV (1-27-18)
Career 12 at Nevada (1-4-17)

Field Goals Attempted

Season 12 at UNLV (1-27-18)
Career 25 at Nevada (1-4-17)

Three-Point Field Goals

Season 3 at Colorado State (1-2-18)
Career 7 at Grand Canyon (12-7-16)

Three-Point FG Attempted

Season 7 at Nevada (2-10-18)
Career 12 at Nevada (1-4-17)

Free Throws

Season 8 vs. Bradley (12-3-17)
Career 10 vs. New Mexico (2-6-16)

Free Throws Attempted

Season 8 vs. California (12-9-17)
8 vs. Bradley (12-3-17)
Career 10 vs. New Mexico (2-6-16)

Steals

Season 3 vs. SD Christian (11-10-17)
Career 4 at Wyoming (2-24-16)

Blocked Shots

Season 2 vs. Fresno State (3-8-18)
Career 2 vs. Fresno State (3-8-18)
2 vs. San José State (1-10-17)
2 vs. California (11-21-16)
2 vs. Wyoming (12-30-15)
2 at Utah (11-16-15)

Minutes Played

Season 32 at Nevada (2-10-18)
32 at Fresno State (2-6-18)
32 vs. Bradley (12-3-17)
32 at San Diego (11-30-17)
Career 38 vs. New Mexico (2-6-16)



42 • JEREMY HEMSLEY

GUARD • 6-3 • 200 • JUNIOR - 2L
RANCHO CUCAMONGA, CALIF. (DAMIEN HIGH)

Quick Hits

- Became the 32nd member of the school's 1,000-point club at UNLV (1-27-18). He needed 14 points and finished with 19.
- Is 39 for his last 81 from the field (48.1 percent) over his last 14 games.
- SDSU is 16-3 when he has at least four assists, 15-6 when he scores at least 15 points and 34-12 when he commits one turnover or less.
- Has multiple assists in 18 of 31 games this season and at least three in 13 of them.
- Was 3-for-3 from three-point range at Colorado State (1-2-18), it was just the 19th time in the last 20 seasons that an Aztec player was perfect from beyond the arc (min: 3FGA) and the first time since Matt Shrigley on March 21, 2016.

Season Highlights

- Posted 10 points, a game-high six assists and a game-high-tying three steals vs. San Diego Christian (11-10-17).
- Came off the bench to contribute nine points, two assists and a blocked shot vs. McNeese (11-17-17).
- Played the most minutes off the bench (20), along with Jordan Schakel, and had five points, a season-high five rebounds, four assists, one blocked shot and a pair of steals vs. Eastern Illinois (11-20-17).
- Had 10 points, three rebounds and a team-high three assists in just 16 minutes vs. Sacramento State (11-23-17).
- Started his second game of the season and produced 11 points and three boards at San Diego (11-30-17).
- Recorded 13 points on an 8-for-8 performance from the free-throw line, five rebounds and a team-high five assists vs. Bradley (12-3-17).
- Scored in double figures for a third straight game, totaling 13 to go with two assists vs. California (12-9-17).
- Had a team-high four assists along with nine points in the victory over Utah State (12-30-17).
- Tied a then-season high with 13 points, connecting on all three of his three-point field goal attempts at Colorado State (1-2-18).
- Credited with five assists, his second-highest total of the season, vs. San José State (1-9-18).
- Made 5-of-6 six shots and all five from two-point range en route to 11 points with three assists vs. Colorado State (1-24-18).
- Registered a team- and season-high 19 points on a season-best seven field goals at UNLV (1-27-18).
- Started vs. Air Force (2-3-18) for the injured Trey Kell and had 14 points, his third straight double-figure scoring performance.
- Scored 13 points on 5-for-7 shooting in a season-high-tying 32 minutes at Fresno State (2-6-18).
- Had five assists and zero turnovers in 22 minutes vs. UNLV (2-17-18).
- Led the team with three assists and tied his career high with two blocked shots vs. Fresno State (3-8-18) in the MW quarterfinals.
- Scored nine of the team's 15 points off the bench vs. No. 22/22 Nevada (3-9-18) in the semifinals of the MW tournament.

2017-18 GAME-BY-GAME STATISTICS

Opponent	GS	FG	3FG	FT	O-D-R	PF	TP	A	TO	B	S	MP
San Diego Christian	4-5	0-0	2-4	0-1-1	0	10	6	1	0	3	22	
at Arizona State	* 1-8	0-2	2-2	0-3-3	1	4	3	2	0	0	26	
McNeese	3-5	1-2	2-6	0-1-1	3	9	2	1	1	0	21	
Eastern Illinois	2-6	0-2	1-1	1-4-5	0	5	4	3	1	2	20	
vs. Sacramento State	3-5	1-2	3-4	0-3-3	4	10	3	3	0	1	16	
vs. Georgia	2-8	0-2	2-2	0-1-1	1	6	0	0	0	0	18	
vs. Washington State	3-11	0-5	0-0	1-2-3	0	6	4	1	0	0	18	
at San Diego	* 4-7	0-2	3-6	0-3-3	3	11	0	1	0	0	32	
Bradley	* 2-8	1-4	8-8	1-4-5	2	13	5	2	0	1	32	
California	3-6	1-4	6-8	0-0-0	2	13	2	5	0	0	26	
Gonzaga	* 2-5	2-3	0-0	0-1-1	2	6	3	1	0	1	25	
at Wyoming	DNP-Illness											
Utah State	4-5	1-2	0-0	0-0-0	2	9	4	2	0	1	21	
at Colorado State	5-8	3-3	0-2	1-0-1	0	13	1	1	0	0	19	
San José State	0-7	0-3	0-0	0-0-0	2	0	5	1	0	1	18	
at Boise State	0-1	0-1	0-0	0-1-1	1	0	0	0	0	0	12	
Fresno State	1-3	0-2	1-2	0-1-1	2	3	1	2	0	0	22	
at New Mexico	1-4	0-1	0-0	1-1-2	2	2	0	1	0	0	16	
Colorado State	5-6	1-2	0-0	0-2-2	1	11	3	3	0	1	21	
at UNLV	7-12	1-2	4-5	0-2-2	1	19	2	1	0	0	30	
Air Force	* 5-8	2-5	2-3	0-1-1	1	14	2	1	0	1	24	
at Fresno State	* 5-7	1-2	2-6	0-1-1	2	13	1	2	0	0	32	
at Nevada	* 2-11	2-7	2-4	0-1-1	2	8	4	1	0	1	32	
Wyoming	2-5	1-3	0-0	0-2-2	3	5	0	3	0	1	21	
UNLV	0-3	0-1	0-0	0-1-1	0	0	5	0	0	0	22	
at Air Force	3-5	0-2	0-1	0-1-1	2	6	0	1	0	1	17	
at San José State	1-4	1-4	1-2	0-3-3	2	4	2	4	0	0	18	
Boise State	2-3	0-1	1-3	0-1-1	3	5	1	1	0	2	14	
Nevada	2-5	0-2	5-7	0-1-1	3	9	0	2	0	0	23	
vs. Fresno State (MW-QF)	1-4	0-1	0-0	1-1-2	2	2	3	1	2	0	19	
vs. Nevada (MW-SF)	3-5	1-3	2-4	0-1-1	3	9	1	4	0	0	20	
vs. New Mexico (MW-CH)	1-3	1-2	0-0	0-3-3	3	3	0	3	0	2	22	

MISCELLANEOUS STATS / SAN DIEGO STATE RECORD

Category	2017-18 Season		Career Games	Career SDSU W/L
	Games	SDSU W/L		
Double-Figure Scoring	10	7-3	57	39-18
Double-Figure Assists	0	0-0	0	0-0
Double-Doubles	0	0-0	0	0-0
Led SDSU in Scoring	1	0-1	27	16-11
Led SDSU in Rebounding	0	0-0	0	0-0
Led SDSU in Assists	6	5-1	31	21-10
15+ Point Games	1	0-1	21	15-6
5+ Assist Games	4	4-0	12	11-1
One Turnover or Less	17	12-5	46	34-12
Consecutive Games	Current	Long		
Double-Figure Scoring	0	8		
With At Least 1 Assist	0	11		
Played 30 or More Minutes	0	4		
Consecutive Made FTs	2	17		

► HEMSLEY CAREER STATISTICS

Year	G-GS	Min.-Avg.	FG-FGA	Pct.	3P-3PA	Pct.	FT-FTA	Pct.	OR	DR	Reb	Avg.	PF-D	AT	TO	BS	ST	Pts	Avg.
15-16	37-25	1,014-27.4	147-342	.430	42-118	.356	107-141	.759	19	70	89	2.4	82-3	68	71	12	27	443	12.0
16-17	32-31	917-28.7	146-352	.415	56-150	.373	64-102	.627	16	62	78	2.4	67-1	66	64	9	20	412	12.9
17-18	31-7	679-21.9	79-183	.432	21-77	.273	49-80	.613	6	47	53	1.7	55-0	67	54	4	19	228	7.4
Totals	100-63	2,610-26.1	372-877	.424	119-345	.345	220-323	.681	41	179	220	2.2	202-4	201	189	25	66	1,083	10.8

SEASON / CAREER HIGHS

Points

Season 12 vs. Nevada (3-3-18)
Career 15 vs. UC Irvine (11-16-16)

Rebounds

Season 9 vs. Sacramento State (11-23-17)
Career 14 at Washington (2-18-16)

Assists

Season 2 at San Diego (11-30-17)
Career 2 at San Diego (11-30-17)
2 vs. Stanford (2-6-16)
2 at Utah (1-27-16)

Field Goals

Season 6 vs. Nevada (3-3-18)
Career 6 vs. Nevada (3-3-18)

Field Goals Attempted

Season 6 vs. Nevada (3-3-18)
Career 8 at Washington State (2-21-16)

Three-Point Field Goals

Season
Career

Three-Point FG Attempted

Season
Career

Free Throws

Season 5 vs. New Mexico (3-10-18)
Career 7 vs. UC Irvine (11-16-16)

Free Throws Attempted

Season 6 vs. New Mexico (3-10-18)
Career 12 vs. UC Irvine (11-16-16)

Steals

Season 2 vs. McNeese (11-17-17)
Career 2 vs. McNeese (11-17-17)
2 vs. UC Irvine (11-16-16)

Blocked Shots

Season 3 vs. Nevada (3-3-18)
3 vs. McNeese (11-17-17)
Career 4 vs. San Diego State (11-21-16)
4 vs. South Dakota State (11-11-16)

Minutes Played

Season 20 vs. Georgia (11-24-17)
20 vs. McNeese (11-17-17)
Career 34 vs. UC Irvine (11-16-16)



45 • KAMERON ROOKS

CENTER • 7-1 • 266 • SENIOR - TR
SAN MARCOS, CALIF. (CALIFORNIA)

Mountain West Rankings (all games)

- 10th in blocked shots (0.8)

Quick Hits

- Nearly half (44 of 94) of his rebounds are on the offensive glass.
- Scored in 11 of his last 17 games played (46 points in 155 minutes played).
- Has 33 rebounds in his last nine games, including 14 offensive boards.
- SDSU is 6-0 this season when he blocks multiple shots.
- Is a 55.1-percent shooter for his career.
- Has made at least one field goal in games where he has attempted a shot in all but three games this season.
- The Aztecs are 14-0 this season when he plays at least 12 minutes.

Season Highlights

- Had four points and one blocked shot in his SDSU debut vs. San Diego Christian (11-10-17).
- Pulled down seven rebounds, including four on the offensive glass, blocked three shots and tied his career high with two steals vs. McNeese (11-17-17).
- Scored four points and had five rebounds, including three offensive, vs. Eastern Illinois (11-20-17).
- Posted six points, nine rebounds, one blocked shot and one steal in 12 minutes vs. Sacramento State (11-23-17).
- Totaled four points, six rebounds and one assist in 20 minutes vs. Georgia (11-24-17).
- Tallied six points, seven rebounds, a career- and game-high two assists, and two blocked shots at San Diego (11-30-17).
- Blocked a game-high two shots to go with four points and five rebounds vs. Bradley (12-3-17).
- Had three points, two blocked shots and one steal in 12 minutes vs. San José State (1-9-18).
- Posted two points and two boards in eight minutes vs. Fresno State (1-17-18).
- Provided two points, three rebounds and one blocked shot in seven minutes at UNLV (1-27-18).
- Grabbed seven rebounds, including a team-high four offensive, scored four points and blocked two shots in 14 minutes vs. Air Force (2-3-18).
- Made all six (career high) of his field-goal attempts en route to a season-high 12 points with six rebounds and a season-best three blocked shots vs. No. 21/21 Nevada (3-3-18) on Senior Night... Became the second Aztec in the last 22 years to make at least six field goals without a miss, grab six rebounds and block three shots in a game; The other was Billy White vs. Wyoming on Feb. 14, 2009.
- Shared team-high honors with seven rebounds and added six points vs. Fresno State (3-8-18) in the quarterfinals of the MW tournament.
- Played 17 minutes vs. No. 22/22 Nevada (3-9-18) in the semifinals of the MW tournament and tallied two points and four rebounds, including three offensive.
- Made a season-high five free throws and collected four rebounds vs. New Mexico (3-10-18) in the MW championship game.

2017-18 GAME-BY-GAME STATISTICS

Opponent	GS	FG	3FG	FT	O-D-R	PF	TP	A	TO	B	S	MP
San Diego Christian	*	2-2	0-0	0-0	1-2-3	0	4	0	0	1	0	15
at Arizona State	*	1-1	0-0	0-0	1-0-1	3	2	0	1	0	0	10
McNeese	*	1-4	0-0	0-0	4-3-7	1	2	1	1	3	2	20
Eastern Illinois	*	2-3	0-0	0-0	3-2-5	0	4	0	1	1	0	16
vs. Sacramento State	*	2-3	0-0	2-2	4-5-9	2	6	0	0	1	1	12
vs. Georgia	*	2-5	0-0	0-2	4-2-6	3	4	1	0	0	0	20
vs. Washington State	*	2-2	0-0	0-0	2-2-4	0	4	0	0	0	0	10
at San Diego	*	2-5	0-0	2-3	2-5-7	1	6	2	2	2	0	17
Bradley	*	2-5	0-0	0-0	2-3-5	0	4	0	1	2	0	17
California	*	0-1	0-0	0-0	1-1-2	1	0	1	0	0	0	8
Gonzaga	*	1-1	0-0	0-0	0-3-3	3	2	0	0	0	0	13
at Wyoming		0-0	0-0	2-2	0-0-0	1	2	0	0	0	0	3
Utah State		2-4	0-0	0-2	2-1-3	3	4	1	1	1	0	10
at Colorado State		0-0	0-0	0-0	1-0-1	0	0	0	0	0	0	6
San José State		1-1	0-0	1-2	1-0-1	1	3	0	0	2	1	12
at Boise State					DNP-CD							
Fresno State		1-1	0-0	0-2	1-1-2	0	2	0	0	0	1	8
at New Mexico		0-0	0-0	0-0	0-0-0	1	0	0	0	0	0	2
Colorado State		0-2	0-0	0-0	1-1-2	0	0	0	0	0	0	4
at UNLV		1-2	0-0	0-0	1-2-3	1	2	0	0	1	0	7
Air Force		2-3	0-0	0-0	4-3-7	1	4	0	2	2	0	14
at Fresno State		0-0	0-0	0-0	0-0-0	1	0	0	0	0	1	3
at Nevada					DNP-CD							
Wyoming					DNP-CD							
UNLV		1-2	0-0	0-0	0-1-1	0	2	0	0	0	0	4
at Air Force					DNP-CD							
at San José State		0-0	0-0	0-2	0-1-1	0	0	0	0	0	0	6
Boise State					DNP-CD							
Nevada	*	6-6	0-0	0-0	2-4-6	4	12	0	0	3	0	18
vs. Fresno State (MW-QF)		2-3	0-0	2-4	2-5-7	3	6	0	1	1	0	14
vs. Nevada (MW-SF)		1-1	0-0	0-0	3-1-4	4	2	1	1	0	0	17
vs. New Mexico (MW-CH)		0-1	0-0	5-6	2-2-4	1	5	0	1	1	0	14

MISCELLANEOUS STATS / SAN DIEGO STATE RECORD

Category	2017-18 Season		Career Games	Career SDSU W/L
	Games	SDSU W/L		
Double-Figure Scoring	1	1-0	5	1-0
Double-Figure Rebounds	0	0-0	3	0-0
Double-Doubles	0	0-0	1	0-0
Led SDSU in Scoring	0	0-0	0	0-0
Led SDSU in Rebounding	1	1-0	1	1-0
Led SDSU in Assists	1	1-0	1	1-0
15+ Point Games	0	0-0	1	0-0
One Turnover or Less	25	17-8	77	17-8
Multiple Blocked Shots	6	6-0	22	6-0
Consecutive Games	Current	Long		
Double-Figure Scoring	0	1		
With At Least 1 Blocked Shot	1	4		
With At Least 1 Assist	0	3		
One Turnover or Less	7	12		

► ROOKS CAREER STATISTICS

Year	G-GS	Min.-Avg.	FG-FGA	Pct.	3P-3PA	Pct.	FT-FTA	Pct.	OR	DR	Reb	Avg.	PF-D	AT	TO	BS	ST	Pts	Avg.
13-14*	26-0	182-7.0	12-28	.429	0-0	.000	9-17	.529	13	28	41	1.6	31-0	4	6	10	3	33	1.3
15-16*	33-10	566-17.2	47-82	.573	0-0	.000	26-46	.565	63	98	161	4.9	98-6	12	18	28	5	120	3.6
16-17*	24-10	411-17.1	41-75	.547	0-0	.000	36-60	.600	42	65	107	4.5	60-4	8	20	22	4	118	4.9
17-18	27-12	300-11.1	34-58	.586	0-0	.000	14-27	.519	44	50	94	3.5	35-0	7	12	21	6	82	3.0
Totals	110-32	1,459-13.3	134-243	.551	0-0	.000	85-150	.567	162	241	403	3.7	224-10	31	56	81	18	353	3.2

* - California



Game 1

**San Diego State 91
San Diego Christian 52**
Nov. 10, 2017 ♦ San Diego, Calif.
Viejas Arena ♦ Att.: 11,285

SAN DIEGO - San Diego State opened the Brian Dutcher Era with a 91-52 victory over San Diego Christian at Viejas Arena. The game marked the first of Dutcher's head coaching career after serving as an assistant under Steve Fisher for 18 seasons.

The Dutcher-led Aztecs opened the night by scoring 14 unanswered points and were never threatened the rest of the night. SDSU kept the Hawks from reaching double digits for almost 10 minutes. A basket by Derrick Novsek gave San Diego Christian its ninth and 10th points with 10:43 left in the first half to make it a 27-10 game.

The Aztecs led at halftime, 46-24, thanks to 56.7-percent shooting. On two-point attempts alone, SDSU was connecting at a 76.2-percent clip (16-21).

The second half was more of the same from San Diego State as it made 55.6 percent from the floor and made 11 of 13 attempts from the charity stripe. Defensively, SDSU did not allow the Hawks to get to the free-throw line. For the game, San Diego Christian was 3-for-4 from the charity stripe.

SDSU had two players reach double figures in scoring, but had six others score at least six points. Malik Pope made nine of his 11 shot attempts for a game-high 20 points. Jeremy Hemsley chipped in 10 points to go with a game-high six assists.

Pope received the starting assignment and was joined by three players who had never suited up for the Aztecs in graduate transfer Kameron Rooks, junior transfer Devin Watson and true freshman Matt Mitchell. Senior Trey Kell filled out the group.

SDC	FG	3FG	FT	R	F	TP	A	TO	B	S	MP
Short*	4-7	1-2	0-0	2	3	9	1	0	0	1	17
Crankshaw*	2-4	2-3	0-0	6	3	6	3	4	1	2	29
Frederick*	4-11	2-8	0-0	1	3	10	3	3	0	1	25
Novsek*	6-16	1-6	0-0	5	1	13	4	3	0	2	36
Stanley*	0-4	0-3	0-0	1	3	0	0	0	0	0	20
Dumas	0-3	0-3	0-0	0	1	0	0	0	0	0	8
Watkins	0-3	0-0	0-0	0	0	0	1	0	0	0	11
Gonzalez	1-4	0-1	2-2	0	3	4	1	1	0	1	11
Corbett	0-1	0-1	0-0	1	0	0	0	0	0	0	6
Williams	0-0	0-0	1-2	1	1	1	1	0	0	0	7
Van Ommerin	0-4	0-3	0-0	3	0	1	0	0	0	0	11
Limon	1-2	1-2	0-0	0	1	3	0	1	0	0	4
Halloway	3-5	0-0	0-0	5	2	6	1	2	0	0	15
Team				3					1		
Totals	21-64	7-32	3-4	27	22	52	16	15	1	7	200

SDSU	FG	3FG	FT	R	F	TP	A	TO	B	S	MP
Mitchell*	1-8	0-5	4-4	8	1	6	2	3	1	2	18
Pope*	9-11	1-2	1-4	6	0	20	0	0	1	0	18
Rooks*	2-2	0-0	0-0	3	0	4	0	0	1	0	15
Watson*	2-5	0-2	4-4	2	1	8	2	2	0	3	24
Kell*	3-3	2-2	1-2	1	3	9	1	1	0	0	18
Sohikish	1-1	0-0	2-2	1	1	4	0	0	0	0	3
McDaniels	1-3	0-1	0-2	5	0	2	2	1	2	0	20
Montana	2-6	1-5	4-4	4	1	9	0	2	0	2	19
Schakel	2-5	1-4	2-2	3	3	7	0	0	0	1	15
Narain	4-4	0-0	1-1	7	0	9	1	1	0	0	19
Gill-Caesar	1-4	0-2	1-2	0	1	3	0	0	0	0	9
Hemsley	4-5	0-0	2-4	1	0	10	6	1	0	3	22
Team				3							
Totals	32-57	5-23	22-31	44	11	91	14	11	5	11	200

Halftime: San Diego State 46, San Diego Christian 24. **FG%:** San Diego State 56.1, San Diego Christian 32.8. **3FG%:** San Diego Christian 21.9, San Diego State 21.7. **FT%:** San Diego Christian 75.0, San Diego State 71.0. **Officials:** Jeff Wooten, Wilson Holland, Ryan McDaniel. **Technical:** None.



Game 2

**Arizona State 90
San Diego State 68**
Nov. 14, 2017 ♦ Tempe, Ariz.
Wells Fargo Arena ♦ Att.: 6,640

TEMPE, Ariz. - San Diego State rallied from a 10-point first-half deficit to lead at halftime, but could not hold its advantage as Arizona State stormed back in the second half to defeat the Aztecs, 90-68, at Wells Fargo Arena.

SDSU scored the first five points of the game and enjoyed a three-point lead through the first media timeout. The tide began to turn with a De'Quon Lake layup, which led to another by Kodi Justice, but Devin Watson and Malik Pope connected for an alley-oop to help the Aztecs regain the lead at 11-10 with 13:41 left.

The Pope dunk, however, would be a blip on ASU's radar as the hosts responded by scoring nine straight points. Max Montana briefly stopped the run with a three-pointer only to have the Sun Devils score five additional points to go up, 24-14.

San Diego State then made its next nine field goal attempts to move in front, 38-32. Of those nine buckets, three were Montana treys, giving him four in four tries. The Aztecs ultimately led at halftime, 40-34.

Things started well for SDSU out of the break as Pope banked in a three-pointer to move its advantage to nine. ASU scored seven unanswered points to get within two, but Pope answered with a dunk.

With the Aztecs up, 47-45, the Sun Devils outscored the Aztecs, 31-5, over the next 10:11, to take a 76-52 lead with 6:56 left in the game. SDSU never got closer than 18 points the rest of the way.

Trey Kell led the Aztecs with 16 points and 10 rebounds with Pope adding 14 points and eight boards. Montana finished with 15 points.

Tra Holder had 24 points for an ASU side that featured five double-figures scorers.

SDSU	FG	3FG	FT	R	F	TP	A	TO	B	S	MP
Pope*	5-10	2-4	2-3	8	3	14	0	3	1	3	25
Rooks*	1-1	0-0	0-0	1	3	2	0	1	0	0	10
Watson*	4-14	0-2	0-1	4	1	8	9	2	0	0	36
Kell*	6-14	2-3	2-2	10	1	16	4	4	1	0	33
Hemsley*	1-8	0-2	2-2	3	1	4	3	2	0	0	26
Sohikish	0-1	0-1	0-0	0	0	0	0	0	0	0	1
McDaniels	0-1	0-0	0-0	1	0	0	0	0	0	0	9
Montana	5-8	4-6	1-2	2	2	15	1	1	0	1	21
Mitchell	0-4	0-2	3-4	2	5	3	1	2	0	0	17
Schakel	1-2	0-1	0-0	3	0	2	0	0	0	0	8
Narain	2-3	0-0	0-0	1	4	4	0	0	0	0	14
Team				1							
Totals	25-66	8-21	10-14	36	20	68	18	15	2	4	200

ASU	FG	3FG	FT	R	F	TP	A	TO	B	S	MP
Shihel*	0-2	0-2	0-0	0	2	0	1	0	0	0	14
White*	5-10	0-0	6-9	15	3	16	1	6	1	1	32
Holder*	7-14	4-9	6-7	8	3	24	6	2	0	2	36
Evans II*	4-9	1-4	5-6	6	2	14	6	1	0	2	36
Justice*	4-7	1-3	0-0	1	0	9	0	2	2	2	32
Martin	4-12	2-7	2-2	3	2	12	3	1	0	2	33
Wirherill	0-0	0-0	0-0	1	0	0	0	0	0	0	1
Fogerty	0-0	0-0	0-0	0	0	0	0	0	0	0	1
Lake	7-7	0-0	1-1	7	5	15	1	0	2	0	15
Team				1							
Totals	31-61	8-25	20-25	42	17	90	18	12	5	9	200

Halftime: San Diego State 40, Arizona State 34. **FG%:** Arizona State 50.8, San Diego State 37.9. **3FG%:** San Diego State 38.1, Arizona State 32.0. **FT%:** Arizona State 80.0, San Diego State 71.4. **Officials:** Randy McCall, David Hall, Eric Curry. **Technical:** None.



Game 3

**San Diego State 83
McNeese 52**
Nov. 17, 2017 ♦ San Diego, Calif.
Viejas Arena ♦ Att.: 10,702

SAN DIEGO - San Diego State bounced back from its first loss of the season and handled McNeese, 83-52, at Viejas Arena.

The Aztecs scored the first nine points of the game and never looked back, leading from wire-to-wire. The Cowboys, however, made it somewhat of a game shortly after SDSU's ninth point, rallying to get within 13-11. From there, San Diego State put up seven unanswered points to lead by nine again.

The 7-0 run was a glimpse of what was to come the rest of the first half as it was a part of an opening-period-ending 26-8 blitz of McNeese, which trailed at halftime, 46-19. The Cowboys made just eight of their 32 attempts from the field, including a 1-for-11 effort from three-point distance in the first 20 minutes.

The second half was more of the same from the Aztecs, so much so that head coach Brian Dutcher sat all five of his starters with 10:47 left in the game. SDSU led by as many as 32 points in the final 10 minutes to cruise to the 31-point win.

Three of the Aztecs' five starters reached double figures in scoring and the group was led by Devin Watson's season-high 20 points. The junior added eight assists and just one turnover, giving him 17 assists and three miscues in his last two games.

Malik Pope chipped in 16 points and nine rebounds with Trey Kell contributing 13 points. Jeremy Hemsley and Jordan Schakel, meanwhile, scored nine and eight points, respectively, off the bench.

Quattarius Wilson had 15 points and eight rebounds to pace McNeese.

MCN	FG	3FG	FT	R	F	TP	A	TO	B	S	MP
Wilson*	7-11	0-0	1-1	8	3	15	1	3	1	1	32
Ugochukwu*	1-5	0-1	0-0	2	2	2	1	0	1	2	19
Ledoux, K.*	2-15	1-6	0-0	5	2	5	1	2	0	1	26
Harvey*	1-8	1-7	0-0	1	0	3	1	0	0	0	26
Greenwood*	2-5	1-4	4-4	4	4	9	0	1	0	0	26
Laku	2-3	0-1	0-0	1	1	4	0	0	1	1	12
Haywood	1-1	0-0	0-0	0	0	2	0	0	0	0	2
Hutchinson	0-2	0-0	0-0	1	1	0	0	0	0	1	5
Ledoux, J.	0-3	0-1	1-2	4	1	1	0	5	0	0	14
Bonnington	0-1	0-0	0-0	0	0	0	0	0	0	0	4
Hill	0-1	0-0	0-0	2	1	0	0	1	0	0	10
Henry Jr.	0-1	0-0	0-0	1	1	0	1	1	0	0	8
Brown	2-3	0-0	0-1	0	0	4	0	0	0	0	5
Owens	2-5	0-0	3-4	4	1	7	2	1	0	0	11
Team				3					2		
Totals	20-64	3-20	9-12	36	17	52	7	16	3	6	200

SDSU	FG	3FG	FT	R	F	TP	A	TO	B	S	MP
Mitchell*	1-6	0-3	0-0	3	0	2	3	1	0	0	19
Pope*	6-9	1-1	3-4	9	0	16	1	0	0	0	26
Rooks*	1-4	0-0	0-0	7	1	2	1	1	3	2	20
Watson*	8-14	1-3	3-3	4	1	20	8	1	0	1	27
Kell*	5-11	1-5	2-2	2	1	13	1	0	0	0	24
Sohikish	0-0	0-0	0-0	0	0	0	0	0	0	0	1
McDaniels	2-4	0-0	0-0	4	3	4	0	1	1	0	17
Schakel	3-6	2-5	0-0	4	1	8	0	1	1	1	19
Narain	2-3	1-1	0-0	2	4	5	1	1	0	0	15
Gill-Caesar	2-5	0-2	0-0	3	1	4	1	1	0	1	11
Hemsley	3-5	1-2	2-6	1	3	9	2	1	1	0	21
Team				3							
Totals	33-67	7-22	10-15	42	15	83	18	8	6	5	200

Halftime: San Diego State 46, McNeese 19. **FG%:** San Diego State 49.3, McNeese 31.3. **3FG%:** San Diego State 31.8, McNeese 15.0. **FT%:** McNeese 75.0, San Diego State 66.7. **Officials:** Bill Vinovich, Frank Harvey III, Rick Randall. **Technical:** None.



Game 4

**San Diego State 94
Eastern Illinois 63**
Nov. 20, 2017 ♦ San Diego, Calif.
Viejas Arena ♦ Att.: 9,821

SAN DIEGO - Freshman Matt Mitchell totaled 31 points on 10-14 shooting, including a 7-11 mark from three-point range as SDSU defeated Eastern Illinois, 94-63, at Viejas Arena on Monday night.

The Aztecs never trailed in the contest, and jumped out to an 18-point lead (26-8) just 9:54 into the first half. SDSU went into halftime with a 40-25 lead.

After Malik Pope nearly had a double double in the first half alone with 13 points and seven rebounds, Mitchell stole the show in the second half, recording 26 of SDSU's 54 second-half points in just 16 minutes of action.

SDSU used a 20-4 run in the second half to build a 76-45 lead with 8:25 left. During the run, Mitchell erupted for 16 points in only four and a half minutes, while the Aztecs as a team converted on seven of its eight shot attempts.

Pope finished with his first double double of the year and eighth of his career, tallying 17 points and 11 rebounds. Trey Kell and Devin Watson reached double figures with 14 and 10 points, respectively, while Kell tied his career-high with seven assists.

Mitchell's 31 points were the most by a freshman since Evan Burns scored 31 vs. New Mexico in 2003. With seven three-pointers on the night, Mitchell set a new freshman record, while his 31 points were the fourth most by any freshman in the nation this season. The seven converted three-pointers were also tied for second most nationally and the fourth most by an Aztec since 1996-97.

Eastern Illinois was led by Jajuan Starks' 17 points and seven rebounds.

EIU	FG	3FG	FT	R	F	TP	A	TO	B	S	MP
Starks*	7-10	3-4	0-0	7	2	17	1	2	2	1	31
Dama*	1-9	0-0	0-0	6	5	2	0	1	1	0	18
Jackson*	1-6	1-3	1-2	3	2	4	3	5	0	2	19
Lewis*	1-5	1-5	0-0	1	3	3	2	0	1	0	34
Goodwin*	6-14	1-5	1-1	4	1	14	1	3	0	2	26
Smith	1-6	0-5	2-2	2	2	4	4	1	0	0	23
Crossland	1-6	1-3	0-0	3	3	3	1	2	0	0	22
Chavers	4-5	1-1	2-2	3	1	11	0	0	1	0	10
Green	2-5	1-4	0-0	0	1	5	0	0	0	1	5
Price	0-0	0-0	0-0	1	1	0	0	1	0	0	3
Jones	0-0	0-0	0-0	0	0	0	0	0	0	0	2
Diallo	0-0	0-0	0-0	1	0	0	0	0	0	0	7
Team				4				1			
Totals	24-66	9-30	6-7	35	21	63	13	18	4	7	200

SDSU	FG	3FG	FT	R	F	TP	A	TO	B	S	MP
Mitchell*	10-14	7-11	4-5	6	2	31	3	2	0	3	29
Pope*	8-14	1-1	0-0	11	1	17	2	1	1	1	30
Rooks*	2-3	0-0	0-0	5	0	4	0	1	1	0	16
Watson*	2-6	1-2	5-6	2	2	10	3	4	0	1	26
Kell*	3-8	3-5	5-8	5	1	14	7	2	0	0	30
Sohikish	0-1	0-0	0-0	1	0	0	0	0	0	0	3
McDaniels	1-3	0-2	0-2	2	0	2	0	0	1	0	10
Schakel	1-3	1-2	1-2	1	1	4	1	0	0	0	20
Narain	3-3	0-0	1-2	1	2	7	0	0	0	0	11
Gill-Caesar	0-0	0-0	0-0	0	0	1	0	0	0	0	5
Hemsley	2-6	0-2	1-1	5	0	5	4	3	1	2	20
Team				2							
Totals	32-61	13-25	17-26	41	9	94	21	13	4	7	200

Halftime: San Diego State 40, Eastern Illinois 25. **FG%:** San Diego State 52.5, Eastern Illinois 36.4. **3FG%:** San Diego State 52.0, Eastern Illinois 30.0. **FT%:** Eastern Illinois 85.7, San Diego State 65.4. **Officials:** Michael Irving, Glen Mayberry, Brent Meaux. **Technical:** None.



Game 5

**San Diego State 89
Sacramento State 52**
Nov. 23, 2017 ♦ Fullerton, Calif.
Titan Gym ♦ Att.: 2,131

FULLERTON, Calif. - San Diego State led Sacramento State, 12-0, before the game was three minutes old and cruised to victory in the quarterfinal round of the Wooden Legacy, 89-52, at Titan Gym on the campus of Cal State Fullerton.

The Hornets committed three turnovers and missed both of their shots, each of which were three-point attempts, and the Aztecs made five of their first six shots to race out to the 12-0 lead.

Both teams went scoreless for the next 1:42 before Sacramento State snapped its scoreless streak with a Izayah Mauriohooho-Le'afa free throw with 15:24 left. SDSU ended up closing the half on a 37-13 run to take a 49-14 lead at halftime.

In the first half, San Diego State limited Sacramento State to 23.1-percent shooting, including an 0-for-13 effort from behind the three-point arc. The Aztecs, meanwhile, knocked down seven three-pointers and were 12-of-15 from the charity stripe.

When action resumed, SDSU grew its lead to 47 points, leading 65-18, with 15:12 to play. Soon thereafter, all of the Aztecs' starters were out of the game.

The Hornets nearly outscored San Diego State in the second half, putting up 40 points and allowing 38 to the Aztecs. Despite the nearly equal half, SDSU never let the Hornets get closer than 37 points.

Devin Watson led the Aztecs with 12 points and Jalen McDaniels grabbed a career-high 13 rebounds. Kell and Matt Mitchell each had 11 points and Jeremy Hemsley added 10.

SDSU	FG	3FG	FT	R	F	TP	A	TO	B	S	MP
Mitchell*	3-8	2-6	3-4	3	1	11	1	1	0	0	20
Pope*	3-5	1-1	0-1	5	2	7	2	0	0	1	16
Rooks*	2-3	0-0	2-2	9	2	6	0	0	1	1	12
Watson*	4-9	2-6	2-2	1	1	12	2	1	0	3	23
Kell*	4-6	1-1	2-2	0	2	11	2	2	0	0	14
Sohikish	1-1	0-0	0-0	0	0	2	1	1	0	1	6
McDaniels	2-7	0-1	4-4	13	4	8	0	2	0	0	28
Schakel	2-7	1-4	0-0	4	1	5	1	1	0	0	23
Narain	3-5	0-1	2-4	2	3	8	0	4	0	1	24
Gill-Caesar	2-5	2-3	3-4	5	1	9	1	5	0	1	18
Hemsley	3-5	1-2	3-4	3	4	10	3	3	0	1	16
Team				5							
Totals	29-61	10-25	21-27	50	21	89	13	20	1	9	200

SSU	FG	3FG	FT	R	F	TP	A	TO	B	S	MP
Strings*	3-10	0-5	4-5	7	1	10	2	2	1	0	28
Patton*	2-4	0-0	1-4	4	1	5	0	3	2	0	19
M. Le'afa*	1-6	0-2	1-2	1	3	3	2	4	0	1	22
Hicks*	2-5	2-5	2-3	0	4	8	2	2	0	1	22
Tolbert*	2-9	0-2	0-1	2	5	4	2	4	0	1	20
Jacobs	0-1	0-0	0-0	2	2	0	1	2	0	0	14
Wu	3-8	1-5	0-0	2	1	7	2	0	0	0	29
Wright	2-2	2-2	0-0	1	0	6	0	1	0	0	3
Fowler	1-1	0-0	0-0	1	3	2	0	1	0	1	12
Martin	1-2	0-0	0-3	2	4	2	0	1	0	0	15
Perez	1-3	1-2	0-0	1	0	3	0	2	0	1	8
Herrick	1-2	0-0	0-0	1	1	2	0	0	0	0	8
Team				2							
Totals	19-53	6-23	8-18	26	25	52	11	22	3	5	200

Halftime: San Diego State 49, Sacramento State 14. **FG%:** San Diego State 47.5, Sacramento State 35.8. **3FG%:** San Diego State 40.0, Sacramento State 26.1. **FT%:** San Diego State 77.8, Sacramento State 44.4. **Officials:** Mike Scyphers, Ed Greshaw, Rick Batsell. **Technical:** None.



Game 6

**San Diego State 75
Georgia 68**
Nov. 24, 2017 ♦ Fullerton, Calif.
Titan Gym ♦ Att.: 2,513

FULLERTON, Calif. - San Diego State rallied from a 12-point first-half deficit and defeated Georgia, 75-68, in the semifinals of the Wooden Legacy.

The Aztecs won by doing the little things, such as outrebounding the Bulldogs, 48-44, taking and making more free throws, and committing a season-low five turnovers. All of that, however, was not present during an opening-game run that saw Georgia jump out to a 16-4 lead nearly eight minutes into the game.

The Bulldogs led 6-0 before Trey Kell ended SDSU's 0-for-8 start from the field to begin the contest. On the Aztecs' second possession following the Kell bucket, Malik Pope was issued a foul and then a technical, giving him three personal fouls with 15:11 left. He did not return until the second half.

SDSU, meanwhile, plugged away without its leading scorer and rebounder, and went on a 7-0 run to get within five points. Georgia, however, answered with back-to-back threes to push its lead back to double figures.

The Aztecs later went on an 18-3 run to take a 31-27 lead with four minutes to go and eventually went into halftime down, 34-33.

The second half was a back-and-forth affair and the score was tied at 61 with 5:12 remaining after Matt Mitchell made two free throws. Georgia moved ahead, 64-63, on a trey by William Jackson II, but the Aztecs responded with a Pope tip-in and a Mitchell three. The four points were part of a larger 13-3 run that put SDSU ahead by eight in a game it won by seven.

Devin Watson had a team-high 16 points, Kell turned in 13 points and a game-high nine rebounds, and Mitchell finished with 13 points. Jalen McDaniels added a career-high 11 points and eight rebounds.

UGA	FG	3FG	FT	R	F	TP	A	TO	B	S	MP
Maten*	4-15	1-5	8-8	7	3	17	0	5	1	2	32
Wilridge*	1-2	0-1	0-0	1	2	2	1	0	1	1	10
Hammonds*	1-5	0-2	0-0	5	2	2	0	1	0	0	20
Ogbeide*	2-6	0-0	3-4	7	3	7	2	0	0	0	17
Jackson II*	6-13	4-7	1-2	3	2	17	4	0	1	0	34
Harris	0-0	0-0	0-0	1	1	0	1	1	0	0	18
Parker	2-3	1-2	0-0	3	2	5	0	0	0	0	2
Crump	3-7	1-5	0-0	1	3	7	1	2	0	0	23
Diatto	0-1	0-0	0-0	3	1	0	1	1	0	0	12
Hightower	2-4	0-0	0-0	3	1	4	2	0	0	0	8
Claxton	3-7	1-2	0-3	7	2	7	0	2	3	0	24
Team				3							
Totals	24-63	8-24	12-17	44	22	68	12	12	6	3	200

SDSU	FG	3FG	FT	R	F	TP	A	TO	B	S	MP
Mitchell*	4-11	1-5	4-4	2	3	13	0	2	0	0	27
Pope*	4-12	0-2	1-2	7	4	9	1	1	2	0	19
Rooks*	2-5	0-0	0-2	6	3	4	1	0	0	0	20
Watson*	5-12	1-4	5-5	4	0	16	4	1	0	0	36
Kell*	5-17	0-4	3-4	9	0	13	5	0	0	1	38
McDaniels	2-6	0-0	7-8	8	2	11	0	0	0	1	26
Schakel	1-2	1-2	0-0	3	3	3	1	1	0	0	15
Narain	0-0	0-0	0-0	0	0	0	0	0	0	0	1
Hemsley	2-8	0-2	2-2	1	1	6	0	0	0	0	18
Team				8							
Totals	25-73	3-19	22-27	48	16	75	12	5	2	2	200

Halftime: Georgia 34, San Diego State 33. **FG%:** Georgia 38.1, San Diego State 34.2. **3FG%:** Georgia 33.3, San Diego State 15.8. **FT%:** San Diego State 81.5, Georgia 70.6. **Officials:** Mike Greenstein, Chance Moore, Ken Ditty. **Technical:** Georgia - Maten, San Diego State - Pope.



Game 7

Washington State 93
San Diego State 86

Nov. 26, 2017 ♦ Fullerton, Calif.
Titan Gym ♦ Att.: 1,733

FULLERTON, Calif. - San Diego State fell short in its bid for a second Wooden Legacy championship, dropping a 93-86 decision in the title game to Washington State.

The Aztecs took a 73-64 lead after Matt Mitchell knocked down a three-pointer with 8:25 left in the second half, but the advantage soon evaporated. An 11-2 Cougar run buoyed by a trio of three-pointers, including a pair from Viont'e Daniels, leveled the score at 75.

The game was tied twice more, but only briefly, as Malachi Flynn made his first free throw to make it 79-79 and then converted the second with 3:58 to play. From there, Washington State scored five straight points to move ahead by six.

The Aztecs got to within three points on two different occasions in the final 1:23 only to have WSU answer with two points of its own each time to end the threat.

The first-half was a see-saw battle with Washington State taking threes on every other shot. Of WSU's 30 field-goal attempts, 16 were from behind the arc. Its effort, however, helped it take a 46-43 lead at halftime after it connected on eight treys.

As for the Aztecs, they struggled to shoot the three, making eight for the game, with six coming in the first half. Half of their threes came from SDSU's starting backcourt of Devin Watson and Trey Kell as both made a pair en route to 23 and 19 points, respectively. Watson added six assists and Kell had four steals.

San Diego State, however, suffered a pair of big blows, losing leading scorer and rebounder Malik Pope, and Kell to ankle injuries. Pope played 14 first-half minutes and was unavailable in the second. Kell, meanwhile, suffered his injury with 6:38 left in the game before returning with 3:58 to go. The Aztecs were up by five when Kell left the game and were down one when he returned.

WSU	FG	3FG	FT	R	F	TP	A	TO	B	S	MP
Franks*	6-13	3-5	7-7	5	1	22	2	1	0	0	31
Bernstine*	4-6	0-0	0-0	6	1	8	1	2	1	0	17
Rooks*	2-3	2-3	2-2	4	4	8	3	1	0	1	35
Daniels*	1-6	0-3	0-0	2	5	2	6	4	0	1	28
Acquaah*	7-16	6-11	4-4	5	0	24	6	1	0	0	36
Flynn*	6-8	0-0	4-4	3	2	16	1	1	0	0	21
Pollard	2-7	1-3	2-2	3	2	7	2	0	0	3	12
Chidom	1-2	1-2	2-2	3	2	5	0	2	0	1	16
Hinson	0-1	0-1	1-4	2	0	1	0	1	0	0	4
Team				2							
Totals	29-62	13-28	22-25	35	17	93	21	13	1	6	200

SDSU	FG	3FG	FT	R	F	TP	A	TO	B	S	MP
Mitchell*	3-10	2-6	4-6	9	4	12	1	5	0	1	28
Pope*	2-3	0-0	0-0	1	2	4	0	0	1	0	14
Rooks*	2-2	0-0	0-0	4	0	4	0	0	0	0	10
Watson*	8-20	2-7	5-8	4	4	23	6	1	0	1	37
Kell*	7-16	2-6	3-5	5	2	19	3	2	1	4	35
McDaniels	1-2	0-1	0-0	1	2	2	0	1	0	0	14
Schakel	2-4	2-4	0-0	7	3	6	2	2	0	1	26
Narain	5-6	0-1	0-1	7	4	10	0	1	1	0	18
Hemsley	3-11	0-5	0-0	3	0	6	4	1	0	0	18
Team				3							
Totals	33-74	8-30	12-20	44	21	86	16	13	3	7	200

Halftime: Washington State 46, San Diego State 43. **FG%:** Washington State 46.8, San Diego State 44.6. **3FG%:** Washington State 46.4, San Diego State 26.7. **FT%:** Washington State 88.0, San Diego State 60.0. **Officials:** Mike Greenstein, Mike Scyphers, Michael Irving. **Technical:** None.



Game 8

San Diego State 66
San Diego 57

Nov. 30, 2017 ♦ San Diego, Calif.
Jenny Craig Pavilion ♦ Att.: 4,536

SAN DIEGO - San Diego State, playing without two of its top six players, defeated San Diego, 66-57, at Jenny Craig Pavilion to notch its 11th win in its last 12 series meetings.

The Aztecs, who were without Max Montana and Trey Kell due to injuries, rode the back of Devin Watson. The junior guard knocked down all six of his shot attempts in the first half to lead SDSU offensively, while the defense collectively shut down the Toreros attack.

USD took a 7-6 lead with 16:11 left in the first half after Isaiah Pineiro connected on a jumper. After that, the Aztec defense forced the Toreros into missing eight straight shots before a Juwan Gray snapped San Diego's scoring drought. By then, the Aztecs were ahead, 13-8, and then responded by making USD miss an additional six shots in a row.

The Aztecs only led, 30-22, at halftime as a result of seven first-half turnovers, but it was their defense that stole the headlines. SDSU limited USD to just 27.3-percent shooting, including a 2-for-15 effort from behind the three-point line, in the first half.

Despite its shooting woes, San Diego stuck with it and cut its deficit to four points on two different occasions, the last coming with 15:23 left in regulation. The Aztecs, however, answered with seven consecutive points to keep the Toreros at bay.

USD later trailed by nine points with just over 10 minutes to play, but that would be as close as it would get until the waning moments when it decided to send the Aztecs to the free-throw line.

With Montana out with a knee injury and Kell unable to go due to an ankle injury despite giving it a go during warm-ups, Watson scored a season-high 26 points to go with five steals. Matt Mitchell was a perfect 4-for-4 from the floor en route to 13 points and Jeremy Hemsley added 11 points in just his second start of the year.

SDSU	FG	3FG	FT	R	F	TP	A	TO	B	S	MP
Mitchell*	4-4	1-1	4-5	4	2	13	0	5	0	0	32
Pope*	3-9	0-0	0-1	9	1	6	2	6	4	2	32
Rooks*	2-5	0-0	2-3	7	1	6	2	2	2	0	17
Watson*	7-11	2-5	10-11	3	1	26	1	0	5	4	40
Hemsley*	4-7	0-2	3-6	3	3	11	0	1	0	0	32
McDaniels	1-1	0-0	0-0	2	2	2	0	1	0	0	8
Schakel	0-0	0-0	0-0	1	1	0	1	0	0	1	12
Narain	0-3	0-1	0-0	4	2	0	0	1	0	1	16
Gill-Caesar	0-5	0-2	2-2	2	0	2	0	0	1	0	11
Team				2							
Totals	21-45	3-11	21-28	37	13	66	6	17	7	9	200

USD	FG	3FG	FT	R	F	TP	A	TO	B	S	MP
Pineiro*	8-18	2-6	1-1	5	5	19	1	2	3	3	30
Floresca*	1-1	1-1	0-0	3	0	3	1	1	0	1	14
Neubauer*	1-4	0-2	0-0	3	2	2	2	1	0	4	27
Carter III*	4-11	2-8	2-2	1	3	12	2	2	0	1	32
Wright*	4-15	2-9	0-0	6	4	10	6	3	0	2	37
Williams	1-5	0-3	0-0	0	3	2	2	1	0	0	21
Gray	2-4	0-1	1-2	3	2	5	0	0	0	0	16
Martinez	0-0	0-0	0-0	0	1	0	0	0	0	0	1
Massalski	2-3	0-0	0-2	6	0	4	1	1	1	0	22
Team				4							
Totals	23-61	7-30	4-7	31	20	57	15	11	4	11	200

Halftime: San Diego State 30, San Diego 22. **FG%:** San Diego State 46.7, San Diego 37.7. **3FG%:** San Diego State 27.3, San Diego 23.3. **FT%:** San Diego State 75.0, San Diego 57.1. **Officials:** Randy McCall, David Hall, Tony Padilla. **Technical:** None.



Game 9

San Diego State 75
Bradley 52

Dec. 3, 2017 ♦ San Diego, Calif.
Viejas Arena ♦ Att.: 11,102

SAN DIEGO - San Diego State used a stifling defense early in the game to pull away from Bradley in what ended in a 75-52 home win for the Aztecs in the Mountain West-Missouri Valley Challenge.

SDSU forced the Braves into missing nine of their first 10 field-goal attempts and built a 22-3 lead before Bradley could record its fourth and fifth points with 9:58 left in the first half.

The Aztecs led, 11-3, after BU's JoJo McGlaston made the first of two free-throw attempts. After that, Jalen McDaniels provided seven of SDSU's next 11 points, four coming off of two offensive rebounds and the other three coming on a trey.

Bradley cut into its deficit and trailed by 13 points with 1:44 to go before halftime, but San Diego State ultimately led, 37-23, at intermission.

With the Braves within reasonable striking distance, SDSU ended all hope as play resumed. The Aztecs made four straight free throws and then received buckets from Kameron Rooks and Malik Pope to push their advantage to 22.

A McDaniels basket stretched SDSU's lead to 24 points with 13:27 left and Bradley answered to back-to-back three-pointers from Ryan Stipanovich to get within 18 points. That would be as close as the visitors would get as San Diego State enjoyed a 20-point margin the rest of the way.

McDaniels led the way for the Aztecs with a career-high 14 points and 12 rebounds. Pope and Jeremy Hemsley each added 13 points. Max Montana, meanwhile, played four minutes in his first game back from a knee injury suffered in the second game of the year.

BU	FG	3FG	FT	R	F	TP	A	TO	B	S	MP
Thomas*	0-3	0-0	0-0	4	3	0	0	1	1	1	14
Bar*	2-3	0-0	0-0	1	1	4	1	2	0	0	16
Brown*	4-13	0-2	4-5	2	3	12	2	4	0	2	27
Lautier-Ogunleye*	3-3	1-1	0-0	0	2	7	1	1	0	0	15
Kennell*	1-6	1-4	0-0	2	3	3	0	0	0	0	19
Lundy	0-4	0-1	1-2	0	0	1	1	0	0	0	5
Childs	0-4	0-1	0-0	7	1	0	2	4	2	2	18
van Bree	3-6	2-4	0-0	2	4	8	0	1	1	0	17
Stipanovich	2-3	2-2	0-0	1	1	6	0	1	1	3	14
McGlaston	3-9	0-3	2-3	3	0	8	2	1	0	4	24
Barker	0-1	0-0	0-0	2	2	0	0	0	0	0	8
Hodgson	1-3	1-3	0-0	2	1	3	1	1	0	1	23
Team				0							
Totals	19-58	7-21	7-10	26	21	52	10	16	5	13	200

SDSU	FG	3FG	FT	R	F	TP	A	TO	B	S	MP
Mitchell*	1-4	1-2	2-2	6	0	5	1	2	0	2	25
Pope*	3-6	0-0	7-8	6	2	13	1	3	0	1	18
Rooks*	2-5	0-0	0-0	5	0	4	0	1	2	0	17
Watson*	3-11	1-4	2-4	3	1	9	2	4	0	1	34
Hemsley*	2-8	1-4	8-8	5	2	13	5	2	0	1	32
Sohikish	0-0	0-0	0-2	0	0	0	0	0	0	0	2
McDaniels	6-8	1-2	1-2	12	1	14	2	1	0	1	26
Montana	0-2	0-2	0-0	0	0	0	0	0	0	0	4
Schakel	0-2	0-2	2-2	1	4	2	0	0	0	0	17
Narain	4-5	0-0	1-1	4	2	9	2	2	0	2	15
Gill-Caesar	3-3	0-0	0-0	3	0	6	1	1	0	0	10
Team				2							
Totals	24-54	4-16	23-29	47	12	75	14	16	2	8	200

Halftime: San Diego State 37, Bradley 23. **FG%:** San Diego State 44.4, Bradley 32.8. **3FG%:** San Diego State 33.3, San Diego State 25.0. **FT%:** San Diego State 79.3, Bradley 70.0. **Officials:** Gerry Pollard, Kelly Self, Randy Heimerman. **Technical:** None.



Game 10

California 63
San Diego State 62
 Dec. 9, 2017 ♦ San Diego, Calif.
 Viejas Arena ♦ Att.: 11,381

SAN DIEGO - San Diego State rallied from a 14-point second-half deficit, but let the game slip away in the final minutes, falling to California at home, 63-62.

The Aztecs trailed by their largest margin with 16:53 left in the second half (48-34) and found themselves down, 53-40, with 13:10 to go in the game. A methodical comeback by SDSU, one that saw it outscore the Golden Bears, 18-3, over an 8:43 span, gave the home side a 58-56 lead with 4:27 to play.

California, which led by five points at halftime, halted the Aztec run with a pair of free throws to level the score, but Matt Mitchell scored his fifth consecutive point to get SDSU back in front. Both teams missed three-pointers on their next possessions, leading to Malik Pope making one of two free throws.

With the Aztecs up, 61-58, Mitchell stole the ball from Justice Sueing and Jeremy Hemsley wound up being fouled, sending the junior to the line. Hemsley, however, made just one of two tries and eight seconds later, Don Coleman completed a three-point play with 42 seconds left.

A turnover by Mitchell with 11 seconds to go forced SDSU to foul and Juhwan Harris-Dyson made both attempts to put the visitors ahead by one. Then with just under eight seconds left, Devin Watson raced down the court, handed the ball off to Hemsley, who missed from the top of three-point arc as time expired.

Pope, who scored San Diego State's first 13 points of the game, finished with a game-high 20 points and a team-best eight rebounds. Mitchell had 13 points and a career-high six assists, and Hemsley contributed 13 points off the bench.

SDSU welcomed back Trey Kell to the starting lineup after he missed two games due to an ankle injury. The guard, however, sustained a quad injury in the first half was limited to just three second-half minutes.

CAL	FG	3FG	FT	R	F	TP	A	TO	B	S	MP
Sueing*	5-10	2-4	0-0	6	3	12	0	3	1	4	34
Lee*	3-4	0-0	0-0	3	5	6	2	2	1	1	25
McNeill*	3-5	2-3	2-2	0	4	10	1	1	0	1	26
Coleman*	6-15	0-1	7-9	7	4	19	5	4	0	3	40
Hamilton*	0-1	0-0	0-0	1	0	1	0	1	0	0	12
Harris-Dyson	1-1	0-0	2-2	2	0	4	0	0	0	0	9
Okoroh	4-10	0-0	1-2	10	4	9	1	4	0	2	33
Winston	0-1	0-1	0-0	0	0	0	0	0	0	0	6
Antficevich	0-2	0-2	3-4	4	0	3	0	0	0	0	15
Team				1				2			
Totals	22-49	4-11	15-19	33	21	63	10	17	2	11	200

SDSU	FG	3FG	FT	R	F	TP	A	TO	B	S	MP
Mitchell*	5-8	3-6	0-0	3	4	13	6	1	0	2	35
Pope*	7-11	1-2	5-6	8	3	20	1	3	2	2	36
Rooks*	0-1	0-0	0-0	2	1	0	1	0	0	0	8
Watson*	0-6	0-6	2-2	4	1	2	1	3	0	1	31
Kell*	1-6	1-4	0-0	0	1	3	3	2	1	1	18
McDaniels	3-4	0-0	3-3	4	3	9	1	0	0	0	23
Montana	1-7	0-6	0-0	3	3	2	0	0	0	0	20
Schakel	0-0	0-0	0-0	0	0	0	0	0	0	0	2
Narain	0-0	0-0	0-0	0	1	0	0	0	0	0	1
Hemsley	3-6	1-4	6-8	0	2	13	2	5	0	0	26
Team				0							
Totals	20-49	6-28	16-19	24	19	62	15	14	3	6	200

Halftime: California 39, San Diego State 34. **FG%:** California 44.9, San Diego State 40.8. **3FG%:** California 36.4, San Diego State 21.4. **FT%:** San Diego State 84.2, California 78.9. **Officials:** Chris Rastatter, Michael Irving, Keith Kimble. **Technical:** None.



Game 11

San Diego State 72
No. 12/15 Gonzaga 70
 Dec. 21, 2017 ♦ San Diego, Calif.
 Viejas Arena ♦ Att.: 12,414

SAN DIEGO - San Diego State returned to action after a 12-day lay-off and overwhelmed No. 12/15 Gonzaga early to post the 72-70 victory at Viejas Arena.

The Aztecs scored the game's first 11 points and never looked back in winning in wire-to-wire fashion. SDSU received three straight treys from Matt Mitchell, Devin Watson and Mitchell once again to move ahead, 9-0. Malik Pope capped the run with a jumper before the game was four minutes old.

The pace was rapid so much so that the first media timeout came with 11:27 left and the Aztecs up, 16-10. SDSU later pushed its lead to 22-10, before the Bulldogs closed the final eight minutes on a 13-3 run. At halftime, San Diego State found itself ahead, 25-23.

SDSU led by no more than four points for the first nine minutes of the second half and held onto a one-point lead on four different occasions. The Aztecs, however, had an answer in the form of a defensive stop or a basket.

San Diego State created some breathing room when Jeremy Hemsley hit one of his two three-pointers with just under 11 minutes to play. The bucket was a part of a 9-3 spurt that helped the Aztecs extend their lead to seven.

SDSU later led by eight, but withstood two more Gonzaga runs, both of which got the Bulldogs to within two points, once with 2:26 to go and the other with 1:36 left.

The latter was answered by Trey Kell, who did not get a full practice in during the 12-day break due to a thigh bruise. The senior scored four consecutive points and Mitchell added a pair of free throws to put the home side ahead, 68-60, with 37 seconds left.

Gonzaga made a trio of threes and a free throw to close out the game, but SDSU made four of its last five from the charity stripe to emerge with the win.

GU	FG	3FG	FT	R	F	TP	A	TO	B	S	MP
Williams*	4-8	1-1	3-6	15	4	12	2	1	4	1	35
Tillie*	3-6	1-3	0-0	5	5	7	3	4	4	1	25
Melson*	3-12	1-5	1-2	6	5	8	3	2	0	1	34
Perkins*	1-7	1-6	2-4	1	5	5	7	6	0	0	37
Norvell, Jr.*	9-18	4-11	0-0	4	3	22	1	2	0	0	33
Wade	1-1	1-1	0-0	0	0	3	0	0	0	0	0+
Larsen	0-0	0-0	0-0	3	0	0	0	0	1	0	3
Hachimura	4-7	0-2	5-5	5	1	13	1	1	1	1	19
Jones	0-0	0-0	0-0	0	0	0	0	0	0	0	5
Kispert	0-0	0-0	0-0	1	0	0	0	0	0	1	9
Team				1							
Totals	25-59	9-29	11-17	41	23	70	17	16	10	5	200

SDSU	FG	3FG	FT	R	F	TP	A	TO	B	S	MP
Mitchell*	4-12	3-8	4-5	5	1	15	2	2	1	1	36
Pope*	4-10	1-3	0-0	6	2	9	1	2	0	1	21
Rooks*	1-1	0-0	0-0	3	3	2	0	0	0	0	13
Watson*	3-12	1-4	3-3	1	0	10	3	1	0	1	28
Hemsley*	2-5	2-3	0-0	1	2	6	3	1	0	1	25
Kell	3-7	0-2	8-10	4	3	14	4	2	0	1	23
McDaniels	5-8	0-0	5-6	10	1	15	1	0	0	2	28
Montana	0-4	0-2	1-2	3	4	1	0	0	0	1	18
Schakel	0-2	0-1	0-0	0	0	0	0	0	0	0	8
Team				5							
Totals	22-61	7-23	21-26	38	16	72	14	9	1	8	200

Halftime: San Diego State 25, Gonzaga 23. **FG%:** Gonzaga 42.4, San Diego State 36.1. **3FG%:** Gonzaga 31.0, San Diego State 30.4. **FT%:** San Diego State 80.8, Gonzaga 64.7. **Officials:** David Hall, Randy McCall, Eric Curry. **Technical:** Gonzaga - Williams, San Diego State - Mitchell.



Game 12

Wyoming 82
San Diego State 69
 Dec. 27, 2017 ♦ Laramie, Wyo.
 Arena-Auditorium ♦ Att.: 4,823

LARAMIE, Wyo. - San Diego State allowed Wyoming to shoot 55.2 percent from the field in the second half, including a 7-for-12 performance from three-point distance, which helped the Cowboys erase a three-point halftime deficit and turn it into an 82-69 home win.

Wyoming received a huge performance from Hayden Dalton, who hurt the Aztecs nearly every time he touched the ball. The forward scored 36 points on 10-of-17 shooting and an 11-for-14 effort from the charity stripe to go with 15 rebounds, five assists, two blocked shots and one steal in 37 minutes. In the first half alone, he had 17 points and seven assists.

Despite the impressive showing by Dalton, the Aztecs managed to lead, 40-37, at halftime thanks to Malik Pope and a solid team defensive effort. Pope had 13 points and six rebounds at intermission, and the defense held the Cowboys to 36.7 percent shooting and a 5-for-17 performance from behind the arc. In fact, SDSU forced Wyoming into missing nine of its final 10 three-point shots to end the half.

Things, however, changed once play resumed. As cold as the Cowboys were to end the half, they were the opposite in the second period, hitting seven of their first 11 threes. SDSU, which led by five points with 17:03 left, all of sudden found itself down, 71-57, with 9:54 to play.

Wyoming later led by as many as 19 points before the final media timeout and ultimately settled for the 13-point victory.

Pope led SDSU with a season-high 21 points on a career-best 10 made field goals. Devin Watson added 13 points and Matt Mitchell for the third straight game made three treys en route to 11 points. Jalen McDaniels, meanwhile, pulled down a team-high 10 rebounds in his first career start.

SDSU	FG	3FG	FT	R	F	TP	A	TO	B	S	MP
McDaniels*	3-6	0-0	0-0	10	4	6	1	1	0	1	27
Mitchell*	3-7	3-6	2-3	6	4	11	1	3	0	1	30
Pope*	10-22	0-4	1-3	9	1	21	0	3	1	1	35
Watson*	4-8	3-4	2-2	1	2	13	4	1	0	1	32
Kell*	2-9	0-1	3-4	6	1	7	1	3	0	2	36
Montana	0-3	0-3	0-0	2	3	0	0	1	0	0	11
Schakel	1-2	1-2	0-0	0	4	3	0	0	1	0	12
Gill-Caesar	2-4	2-4	0-1	2	2	6	0	2	0	0	14
Rooks	0-0	0-0	2-2	0	1	2	0	0	0	0	3
Team				4							
Totals	25-61	9-24	10-15	40	22	69	7	14	2	6	200

UW	FG	3FG	FT	R	F	TP	A	TO	B	S	MP
Herndon*	3-7	1-4	1-2	6	2	8	1	1	0	1	36
Dalton*	10-17	5-9	11-14	15	2	36	5	3	2	1	37
James*	4-13	0-4	1-1	2	1	9	0	0	0	0	25
Kelley*	5-8	4-6	0-0	2	3	14	1	2	0	1	24
Maldonado*	2-5	0-0	2-2	6	2	6	4	1	0	1	30
Redding	0-0	0-0	1-2	1	2	1	1	1	0	0	16
Moemeka	0-0	0-0	0-0	1	0	0	0	0	0	0	4
Aka Gorski	2-8	2-6	0-0	1	1	6	2	1	0	0	21
Adams	1-1	0-0	0-1	0	0	2	0	1	0	0	4
Naughton	0-0	0-0	0-0	0	1	0	0	1	0	0	3
Team				1							
Totals	27-59	12-29	16-22	35	14	82	14	11	2	4	200

Halftime: San Diego State 40, Wyoming 37. **FG%:** Wyoming, 45.8, San Diego State 41.0. **3FG%:** Wyoming 41.4, San Diego State 37.5. **FT%:** Wyoming 72.7, San Diego State 66.7. **Officials:** Verne Harris, Chris Rastatter, Kipp Kissinger. **Technical:** San Diego State - Gill-Caesar, Wyoming - Dalton.



Game 13

San Diego State 79
Utah State 59

Dec. 30, 2017 ♦ San Diego, Calif.
Viejas Arena ♦ Att.: 12,414

SAN DIEGO - Juniors Devin Watson (15) and Max Montana (14) paced four San Diego State players with at least 13 points as the Aztecs defeated Utah State for a 10th consecutive time, 79-59.

San Diego State never trailed in handing the Aggies their worst loss of the season and tied the largest margin of victory for the Aztecs in a regular-season game against Utah State.

The Aztecs had comfortable advantages in rebounds (36-27) and turnovers (10-19) in improving to 6-1 at home and 1-1 in Mountain West Conference play this season.

In the first half, the Aztecs used an aggressive defense to get Utah State out of its half court execution game. SDSU forced 13 first half miscues by the Aggies and enjoyed a 17-0 lead in points off of turnovers after 20 minutes.

Having built a 14-point halftime advantage, the Aztecs remained in complete control in the second half and did not have a lead of less than 10 points in the final 23 minutes of the contest.

Watson reached double figures for the second game in a row and the ninth time this season with 15 points.

Montana snapped out of an 0-for-15 three-point field goal slump by connecting on three treys en route to 14 points.

Senior Malik Pope scored nine or more points for a fifth straight game, tallying 13 points and pulling down seven rebounds.

True freshman Jalen McDaniels continued his stellar play with 13 points and eight rebounds. He led the team on the glass for a third consecutive game and has averaged 8.8 boards in his last five contests.

USU	FG	3FG	FT	R	F	TP	A	TO	B	S	MP
Taylor*	0-1	0-0	0-0	4	1	0	2	1	1	0	19
Brown Jr.*	2-5	0-2	0-0	1	5	4	0	1	0	1	19
McEwen*	5-14	3-8	2-2	7	1	15	0	4	0	0	33
Merrill*	7-10	4-7	0-0	2	3	18	1	2	0	1	29
Brito*	0-1	0-1	0-0	1	1	0	3	1	0	1	27
Isby	5-10	1-3	4-5	3	2	15	0	4	1	0	27
Ainge	0-1	0-0	0-0	0	0	0	0	0	0	0	4
Pearre	0-0	0-0	0-0	0	1	0	0	1	0	0	7
Dargentton	1-2	0-0	2-2	4	1	4	4	4	3	0	22
Henson	1-4	1-3	0-0	3	4	3	0	1	1	0	12
Porter	0-0	0-0	0-0	0	0	0	0	0	0	0	1
Team				2							
Totals	21-48	9-24	8-9	27	19	59	10	19	6	3	200

SDSU	FG	3FG	FT	R	F	TP	A	TO	B	S	MP
McDaniels*	3-6	0-0	7-8	8	1	13	1	1	1	0	26
Mitchell*	1-7	0-3	0-2	3	2	2	2	1	0	2	29
Pope*	5-11	0-1	3-4	7	1	13	2	3	0	2	27
Watson*	6-12	3-6	0-0	3	0	15	1	0	0	1	28
Kell*	3-6	1-2	0-0	3	1	7	2	1	0	1	30
Sohikish	0-0	0-0	0-0	0	0	0	0	0	0	0	1
Monatna	4-9	3-6	3-4	2	2	14	1	1	0	0	17
Schakel	1-5	0-3	0-0	2	0	2	0	0	0	0	11
Hemsley	4-5	1-2	0-0	2	9	4	2	0	1	21	
Rooks	2-4	0-0	0-2	3	3	4	1	1	1	0	10
Team				5							
Totals	29-65	8-23	13-20	36	12	79	14	10	2	7	200

Halftime: San Diego State 43, Utah State 29. **FG%:** San Diego State 44.6, Utah State 43.8. **3FG%:** Utah State 37.5, San Diego State 34.8. **FT%:** Utah State 88.9, San Diego State 65.0. **Officials:** Mike Scyphers, Shawn Leigh, Rick O'Neill. **Technical:** None.



Game 14

San Diego State 77
Colorado State 68

Jan. 2, 2018 ♦ Fort Collins, Colo.
Moby Arena ♦ Att.: 3,020

FORT COLLINS, Colo. - San Diego State used timely baskets and hot shooting in the second half to pull away from home-standing Colorado State, 77-68, at Moby Arena.

The Aztecs shot 60.0 percent in the second half, including 60.0 percent from behind the three-point arc, to help aid 11 miscues in the final 20 minutes.

The 11 turnovers led to SDSU giving away an eight-point lead and the Rams moved out front, 61-60, with 5:35 left. Jalen McDaniels, however, scored on a layup and Jordan Schakel knocked down a trey on the Aztecs' next possession to give the visitors a four-point lead.

Later, Trey Kell gave SDSU a five-point cushion with a jumper and then provided the Aztecs their next points, this time a three-pointer to put San Diego State ahead, 71-66, with 1:14 to go.

CSU's last effort translated into a J.D. Paige bucket to bring the Rams to within three points with 58 seconds to play. Malik Pope, however, made a jump hook to extend the Aztecs' lead and Colorado State would get no closer.

McDaniels led San Diego State with a career-high 19 points and pulled down a game-high 10 rebounds. The redshirt freshman made 8-of-11 from the field and added two steals in 29 minutes.

Jeremy Hemsey came off the bench to provide 13 points after he made all three of his three-point attempts. Kell and Devin Watson each scored 11 points and between the two of them, had nine of SDSU's 15 assists.

Paige led Colorado State with 22 points. Anthony Bonner added 13 points and Prentiss Nixon scored 11 for a Rams side that trailed at halftime, 34-31.

SDSU	FG	3FG	FT	R	F	TP	A	TO	B	S	MP
McDaniels*	8-11	0-0	3-4	10	3	19	0	0	2	2	29
Mitchell*	2-6	1-2	4-4	6	3	9	3	2	0	1	26
Pope*	3-7	0-0	2-4	9	3	8	1	4	3	1	30
Watson*	4-6	2-4	1-1	2	2	11	5	4	0	2	26
Kell*	4-13	1-5	2-3	6	1	11	4	5	0	1	33
Montana	1-4	1-4	0-0	1	3	3	1	0	0	1	16
Schakel	1-3	1-2	0-0	5	1	3	0	0	0	0	15
Hemsley	5-8	3-3	0-2	1	0	13	1	1	0	0	19
Rooks	0-0	0-0	0-0	1	0	0	0	0	0	0	6
Team				4							
Totals	28-58	9-20	12-18	45	16	77	15	16	3	8	200

CSU	FG	3FG	FT	R	F	TP	A	TO	B	S	MP
Bob*	2-2	1-1	2-2	8	2	7	4	4	0	2	23
Carvacho*	2-3	0-0	2-4	7	5	6	3	0	2	3	28
Nixon*	4-17	1-5	2-2	4	4	11	0	1	1	1	32
Bonner*	5-9	3-4	0-2	2	0	13	2	1	0	2	38
Paige*	9-18	3-7	1-3	1	3	22	1	3	0	1	35
Mitchell	0-1	0-0	2-2	2	1	2	1	1	0	1	13
Jenkins	1-4	0-1	0-0	4	0	2	0	0	0	0	12
Berwick	0-0	0-0	0-0	0	1	0	0	0	0	0	1
James	2-8	0-1	1-2	3	4	5	1	0	2	0	18
Team				1							
Totals	25-62	8-19	10-17	32	20	68	12	11	5	10	200

Halftime: San Diego State 34, Colorado State 31. **FG%:** San Diego State 48.3, Colorado State 40.3. **3FG%:** San Diego State 45.0, Colorado State 42.1. **FT%:** San Diego State 66.7, Colorado State 58.8. **Officials:** David Hall, John Higgins, Rick Randall. **Technical:** San Diego State - Pope.



Game 15

San Diego State 85
San José State 49

Jan. 9, 2018 ♦ San Diego, Calif.
Viejas Arena ♦ Att.: 11,761

SAN DIEGO - San Diego State used a 16-2 second-half-opening run to break open what was a nine-point halftime lead to ultimately defeat visiting San José State, 85-49, at Viejas Arena.

The Aztecs' 16-2 outburst was a part of a larger 26-4 run that spanned the final 4:31 of the first half and the first 5:11 of the second period. The Spartans cut SDSU's lead to 22-21 only to have Jalen McDaniels make the second of three straight baskets to put the home side in front by one.

The McDaniels dunk sparked a 10-2 first-half-ending spurt that put San Diego State out in front, 32-23, at intermission. SJSU answered by scoring on its first possession once play resumed before succumbing to the Aztec full-court press and giving up 16 straight points, the last of which came on a Malik Pope trey. At this point, San Diego State enjoyed a 48-25 lead with 14:49 to go.

The Aztecs pushed their lead to as many as 40 twice down the stretch before settling for the 36-point win, which was their second-largest margin of victory in Mountain West history.

Pope led a balanced San Diego State attack with a game-high-tying 17 points on 8-of-10 shooting. Max Montana hit a flurry of three-pointers late to also finish with 17 points. Junior classmate Devin Watson put up 15 points and six assists, and McDaniels chipped with 13 points, a team-high seven rebounds and a game-high four steals. Trey Kell, meanwhile, added a career-high-tying seven assists.

As a team, SDSU held the Spartans to just 30.8 percent from the field, which included a 1-for-11 performance from three-point range. Keith Fisher led SJSU with 14 points, but Ryan Welage, the team's leading scorer, had just eight points on 3-for-14 shooting.

SJSU	FG	3FG	FT	R	F	TP	A	TO	B	S	MP
Fisher*	4-11	0-0	6-6	7	3	14	1	2	0	1	32
Welage*	3-14	0-3	2-2	8	0	8	1	0	1	0	35
Chastain*	2-4	1-1	1-2	6	1	6	0	2	0	1	26
Nichols*	0-5	0-2	2-2	3	2	2	0	3	0	0	13
Baumann*	0-3	0-2	2-3	1	0	2	0	1	0	0	18
Carlisle	1-2	0-0	0-0	1	0	2	0	1	0	2	11
Simmons	0-0	0-0	0-0	0	2	0	0	2	0	0	9
Barry	1-3	0-0	1-1	3	0	2	0	0	0	0	12
James	0-0	0-0	0-0	1	1	0	1	1	0	1	13
Mitchell	1-2	0-1	1-2	0	0	3	0	1	0	0	10
Hillsman	4-8	0-2	2-5	3	3	10	1	3	0	1	21
Team				2				2			
Totals	16-52	1-11	16-23	35	12	49	4	18	1	6	200

SDSU	FG	3FG	FT	R	F	TP	A	TO	B	S	MP
McDaniels*	6-8	0-2	1-2	7	2	13	1	0	2	4	23
Mitchell*	3-9	1-6	0-0	4	5	7	2	2	0	1	26
Pope*	8-10	1-1	0-0	4	0	17	1	1	2	0	28
Watson*	6-9	0-2	3-3	4	3	15	6	2	0	0	23
Kell*	2-4	1-2	0-0	5	0	5	7	1	1	0	29
Sohikish	1-1	0-0	0-0	0	1	2	0	0	0	1	2
Montana	6-10	3-7	2-2	4	0	17	1	0	0	0	16
Schakel	2-7	2-4	0-0	5	4	6	2	1	0	2	19
Narain	0-0	0-0	0-0	2	0	0	1	0	0	0	4
Hemsley	0-7	0-3	0-0	0	2	0	5	1	0	1	18
Rooks	1-1	0-0	1-2	1	1	3	0	0	2	1	12
Team				1							
Totals	35-66	8-27	7-9	35	20	85	25	9	7	10	200

Halftime: San Diego State 32, San José State 23. **FG%:** San Diego State 53.0, San José State 30.8. **3FG%:** San Diego State 29.6, San José State 9.1. **FT%:** San Diego State 77.8, San José State 69.6. **Officials:** Verne Harris, Randy McCall, Tony Padilla. **Technical:** San José State - Fisher.



Game 16

Boise State 83
San Diego State 80

Jan. 13, 2018 ♦ Boise, Idaho
Taco Bell Arena ♦ Att.: 10,874

BOISE, Idaho - SDSU overcame an 11-point first-half deficit and nearly overcame 44 points from Boise State's Chandler Hutchison in what turned out to be an 83-80 road loss to the Broncos.

Hutchison scored Boise State's first 16 points to carry the home team to a 16-9 lead with under 11 minutes to play in the first period. The Broncos' lead swelled to 11 with 6:37 left after a Zach Haney three-pointer and once again with 4:11 to go before half-time after a Chris Sengfelder triple.

The Aztecs, however, cut their deficit to six points by halftime after Max Montana nailed a trey and Matt Mitchell hit a lay-up in the final minute.

SDSU used that momentum once play resumed and scored six straight points, including four off Malik Pope dunks, to level the score at 40 apiece. Boise State moved out in front again, leading by six points with 10:44 to go, but San Diego State used a 9-0 run to take a 64-61 lead.

It was a see-saw battle down the stretch with SDSU tying the score, 77-77, with 2:11 to play after a Mitchell bucket. With just over a minute remaining, the Broncos led by four only to have Pope slash the deficit in half with 59 seconds to go.

San Diego State forced a turnover on Boise State's next possession and Jalen McDaniels made one of two free throws to help the Aztecs get to within one point. Mitchell, however, made a play on the ball in the inbounds play, but the officials ruled it an intentional foul, sending Hutchison to the free throw line where he made both attempts and giving the ball back to the Broncos.

Down by three points with 15 seconds left, SDSU fouled Hutchison, who this time missed the front end of a 1-and-1 situation.

Then with 12 seconds left, both Devin Watson and Mitchell missed game-tying threes to send the Aztecs home with the loss.

Watson led the team with 19 points and eight assists. Pope has 18 points and nine rebounds. McDaniels added 16 points.

SDSU	FG	3FG	FT	R	F	TP	A	TO	B	S	MP
McDaniels*	6-8	0-0	4-5	5	3	16	1	0	1	2	34
Mitchell*	6-11	0-4	1-1	4	4	13	0	0	0	1	28
Pope*	8-11	0-0	2-2	9	4	18	2	3	0	0	35
Watson*	6-13	4-8	3-4	4	0	19	8	3	0	0	38
Kell*	2-14	1-6	0-0	3	1	5	4	2	1	2	29
Montana	1-4	1-2	0-0	0	2	3	0	0	0	0	10
Schakel	2-3	2-2	0-0	0	2	6	0	0	0	0	14
Hemsley	0-1	0-1	0-0	1	1	0	0	0	0	0	12
Team				2							
Totals	31-65	8-23	10-12	28	17	80	15	8	2	5	200

BSU	FG	3FG	FT	R	F	TP	A	TO	B	S	MP
Haney*	3-4	1-1	0-1	7	2	7	0	2	0	3	29
Sengfelder*	2-4	2-4	0-0	5	0	6	3	2	0	1	26
Williams*	5-8	2-4	4-4	2	2	16	0	2	0	0	32
Jessup*	3-9	2-7	2-2	1	4	10	2	3	1	0	35
Hutchison*	15-21	7-10	7-9	8	2	44	1	2	0	0	35
Dickinson	0-2	0-1	0-0	0	0	2	1	0	0	0	12
Jorch	0-0	0-0	0-0	1	2	0	1	1	0	0	5
Hobbs	0-3	0-1	0-0	4	1	0	2	2	0	0	26
Team				2							
Totals	28-51	14-28	13-16	30	13	83	11	15	1	4	200

Halftime: Boise State 40, San Diego State 34. **FG%:** Boise State 54.9, San Diego State 47.7. **3FG%:** Boise State 50.0, San Diego State 34.8. **FT%:** San Diego State 83.3, Boise State 81.3. **Officials:** Larry Spaulding, Gregory Nixon, Brent Meaux. **Technical:** None.



Game 17

Fresno State 77
San Diego State 73

Jan. 17, 2018 ♦ San Diego, Calif.
Viejas Arena ♦ Att.: 11,358

SAN DIEGO - SDSU missed 12 free throws and let a 10-point second-half lead slip away in a 77-73 home loss to Fresno State.

The first half was a hotly contested battle with the entire 20 minutes featuring a score that was no bigger than a two-possession contest. The Aztecs, however, ended the first half on a 7-0 run to take a 40-36 lead.

When the game resumed, SDSU came out firing on all cylinders thanks to Matt Mitchell's hot hand. First, the freshman made two free throws to open the half and went on to make back-to-back jumpers to help keep the Aztecs' lead at four.

Mitchell's final basket helped spur an 8-0 run to move SDSU out in front, 52-42, with 15:46 to go. Fresno State briefly halted the Aztecs with a Nate Grimes lay-up, but Devin Watson converted a pair of free throws to get SDSU's lead back to 10.

The Bulldogs stayed within striking distance, ultimately taking a 63-62 lead with 6:49 left. Just over 90 seconds later, Mitchell cashed in on a three-point play to put the Aztecs up, 68-65. Fresno State, however, leveled the score on a Sam Bittner triple and took a four-point lead thanks to four Ray Bowles free throws.

Trey Kell (three-pointer) and Jalen McDaniels (two free throws) helped the Aztecs get back to within one in the final 1:21, but each time Jaron Hopkins extended the Bulldogs' lead, once on a jumper and the other time on a free throw.

SDSU had a chance to tie the game with 30 seconds left, but Watson's lay-up attempt was blocked by Grimes and Deshon Taylor made two free throws to provide the final margin.

McDaniels led the Aztecs with 14 points and 13 rebounds. Kell finished with 14 points and Mitchell added 13.

Grimes, meanwhile, had 15 points, 10 rebounds and four blocked shots for Fresno State. Deshon Taylor poured in a game-high 22 points.

FS	FG	3FG	FT	R	F	TP	A	TO	B	S	MP
Williams*	5-10	0-0	1-2	2	4	11	3	2	0	0	30
Bittner*	2-3	1-2	1-1	1	3	6	1	3	0	0	17
Hopkins*	2-6	0-0	2-4	7	2	6	3	3	0	3	34
Taylor, D.*	7-14	2-4	6-6	5	3	22	3	1	0	0	37
Bowles*	3-11	1-3	6-6	1	4	13	2	0	0	0	32
McWilliams	0-0	0-0	1-2	0	0	1	0	0	0	0	2
Taylor, J.	1-4	1-4	0-0	2	2	3	2	0	0	0	19
Grimes	7-7	0-0	1-1	10	4	15	1	0	4	0	24
Carter II	0-1	0-0	0-0	1	2	0	0	0	0	0	5
Team				0							
Totals	27-56	5-13	18-22	29	24	77	15	9	4	3	200

SDSU	FG	3FG	FT	R	F	TP	A	TO	B	S	MP
McDaniels*	4-7	0-0	6-8	13	2	14	1	2	2	2	36
Mitchell*	5-9	0-1	3-4	2	4	13	2	1	0	1	29
Pope*	4-5	1-1	1-1	2	3	10	0	1	0	0	31
Watson*	2-8	0-1	7-8	1	4	11	3	4	0	0	18
Kell*	4-10	2-3	4-8	2	2	14	5	0	0	2	35
Schakel	0-2	0-1	0-0	1	2	0	0	0	0	0	9
Narain	2-2	0-0	2-3	1	1	6	0	0	1	0	12
Hemsley	1-3	0-2	1-2	1	2	3	1	2	0	0	22
Rooks	1-1	0-0	0-2	2	0	2	0	0	0	1	8
Team				4							
Totals	23-47	3-9	24-36	29	20	73	12	10	3	6	200

Halftime: San Diego State 40, Fresno State 36. **FG%:** San Diego State 48.9, Fresno State 48.2. **3FG%:** Fresno State 38.5, San Diego State 33.3. **FT%:** Fresno State 81.8, San Diego State 66.7. **Officials:** Dick Cartmell, Michael Irving, D.G. Nelson. **Technical:** None.



Game 18

New Mexico 79
San Diego State 75

Jan. 20, 2018 ♦ Albuquerque, N.M.
Dreamstyle Arena ♦ Att.: 11,418

ALBUQUERQUE, N.M. - San Diego State for the second straight game let a 10-point second-half lead evaporate as New Mexico clawed back to win at home, 79-75.

The Aztecs led by as many as 13 points in the first half thanks to a 7-1 run that started with a Malik Pope jumper with 6:16 left in the first half. He later went on to convert a three-point play before Max Montana capped the run with basket of his own.

New Mexico ended the spurt with a lay-up by Makuach Maluach, but Nolan Narain made two free throws to push SDSU's lead back to 13 with 4:09 left in the first half.

The Aztecs led by 13 twice more down the stretch, the last of which came on a Montana trey with 1:51 left. By the time the half-time horn went off, SDSU led, 48-38.

New Mexico closed to within four points with 12:35 left in the second half, but Jordan Schakel silenced the crowd with one of his two three-pointers. Not a minute later, the Lobos cut their deficit to three only to have Matt Mitchell follow Schakel with a three of his own to put SDSU ahead, 63-57.

New Mexico launched 29 threes, making 13, and used it to stay close to the Aztecs. After Mitchell's three, the Lobos surrounded two Pope free throws with threes to get to within two.

With the clock showing 2:59, Antino Jackson connected on a three-pointer that gave New Mexico a 75-73 lead. Devin Watson connected with Pope on an alley-oop to level the score, but Jackson answered with a jumper with 22 seconds left to propel the Lobos to a two-point advantage.

Watson then brought the ball up and missed his jumper with three seconds to go. Joe Furstinger provided the final margin with a pair of free throws to put the game out of reach.

Pope and Watson led SDSU with 16 points. Jalen McDaniels added 13 for a team that made 13-of-15 from the free-throw line.

SDSU	FG	3FG	FT	R	F	TP	A	TO	B	S	MP
McDaniels*	6-7	0-0	1-1	7	4	13	0	1	0	0	27
Mitchell*	3-5	1-3	0-0	2	4	7	1	3	0	0	21
Pope*	5-15	0-1	6-7	8	1	16	0	1	4	0	31
Watson*	5-10	2-3	4-5	3	3	16	7	3	0	1	33
Kell*	2-8	1-4	0-0	6	1	5	2	3	0	1	30
Montana	3-8	2-5	0-0	6	2	8	3	0	1	0	20
Schakel	2-4	2-4	0-0	1	5	6	0	0	1	1	18
Narain	0-0	0-0	2-2	1	2	2	0	0	0	0	2
Hemsley	1-4	0-1	0-0	2	2	2	0	1	0	0	16
Rooks	0-0	0-0	0-0	0	1	0	0	0	0	0	2
Team				4							
Totals	27-61	8-21	13-15	40	25	75	13	12	6	3	200

UNM	FG	3FG	FT	R	F	TP	A	TO	B	S	MP
Furstinger*	3-6	0-0	6-9	10	4	12	3	1	1	1	34
Simmons*	0-2	0-0	0-1	5	2	0	0	0	0	0	17
Pinchuk*	0-0	0-0	1-2	2	0	1	0	2	1	0	17
Jackson*	8-12	6-10	2-2	1	2	24	6	0	0	1	28
Mathis*	7-12	4-7	3-3	5	3	21	0	0	0	1	34
McNeal	2-6	2-3	0-1	1	3	6	3	1	0	0	17
Mondragon	0-0	0-0	0-0	0	0	0	0	0	0	0	1
Maluach	4-13	1-4	6-7	1	2	15	1	0	1	0	27
Kuiper	0-7	0-5	0-0	3	0	0	0	1	0	0	25
Team				6							
Totals	24-58	13-29	18-25	34	16	79	13	5	3	4	200

Halftime: San Diego State 48, New Mexico 38. **FG%:** San Diego State 44.3, New Mexico 41.4. **3FG%:** New Mexico 44.8, San Diego State 38.1. **FT%:** San Diego State 86.7, New Mexico 72.0. **Officials:** Chris Rastatter, Bob Staffen, Bill Vinovich. **Technical:** None.



Game 19

San Diego State 97
Colorado State 78

Jan. 24, 2018 ♦ San Diego, Calif.
Viejas Arena ♦ Att.: 11,144

SAN DIEGO - San Diego State had seven players reach double figures in scoring and collectively shot 55.6 percent from the field to help it beat Colorado State in wire-to-wire fashion, 97-78.

Max Montana tied his career high with five three-pointers as he finished with a team-best 20 points. Trey Kell battled pneumonia to score 17 points, Matt Mitchell had 15, Jalen McDaniels and Devin Watson each turned in 11, and Malik Pope added 10.

The score was tied at 14 in the early going before Montana made a pair of threes to spark a 14-2 run to put the Aztecs up, 28-16, with 7:48 left in the first half.

The Rams managed to cut their deficit to five points with 3:16 remaining in the period, but SDSU closed the half by outscoring the visitors, 11-2, to take a 47-33 lead at halftime.

Both teams traded points in the opening minutes of the second half, but the Aztecs surrounded the first media timeout with an 8-0 run to push their lead to 20 points. Then, in about 80 seconds, SDSU watched its lead balloon to 27 points after a Watson trey.

Colorado State would not get closer than 20 points the rest of the way. In fact, the three times the Rams closed to within 20, San Diego State had an answer on its next possession.


The Rams, who were without the services of their top scorer (Prentiss Nixon), were led by Anthony Bonner's 22 points and Nico Carvacho's 14 points and 12 rebounds.

San Diego State's 97 points represented a season high and the second-most scored in a Mountain West game in school history. The Aztecs had 25 assists on 35 baskets, marking the second time this season they set a school record for most assists in an MW game. SDSU also connected on 13 three-pointers for the second time this season, which was also the second most in a Mountain West game for any Aztec team in the 19-year history of the league.

CSU	FG	3FG	FT	R	F	TP	A	TO	B	S	MP
Bob*	1-4	0-1	4-4	3	1	6	3	3	1	2	23
James*	2-3	0-1	0-0	1	4	4	0	3	0	0	14
Carvacho*	6-10	2-2	0-2	12	4	14	3	3	0	0	35
Bonner*	7-10	4-6	4-4	2	3	22	1	3	0	0	28
Paige*	2-13	1-4	0-0	2	0	5	3	1	1	4	29
Mitchell	4-9	0-4	1-1	4	2	9	4	2	0	1	33
Jenkins	2-5	1-3	0-0	1	1	5	1	0	0	0	17
Ryan	5-6	3-4	0-0	4	5	13	1	1	0	0	21
Team				2	1						
Totals	29-60	11-25	9-11	31	21	78	16	16	2	7	200

SDSU	FG	3FG	FT	R	F	TP	A	TO	B	S	MP
McDaniels*	3-4	0-1	5-5	6	0	11	3	2	0	3	23
Mitchell*	6-8	3-4	0-0	2	0	15	4	2	0	1	30
Pope*	4-5	0-1	2-2	0	1	10	1	1	0	1	27
Watson*	4-8	2-3	1-4	3	2	11	6	1	0	0	25
Kell*	6-12	2-5	3-4	2	1	17	5	0	0	2	26
Sohikish	0-2	0-2	0-0	0	0	0	1	0	0	0	3
Montana	6-11	5-9	3-4	4	2	20	0	0	0	0	22
Schakel	0-3	0-2	0-2	3	4	0	2	0	0	1	15
Narain	1-2	0-1	0-0	0	1	2	0	0	0	0	4
Hemsley	5-6	1-2	0-0	2	1	11	3	3	0	1	21
Rooks	0-2	0-0	0-0	2	0	0	0	0	0	0	4
Team				4							
Totals	35-63	13-30	14-21	28	12	97	25	9	0	9	200

Halftime: San Diego State 47, Colorado State 33. **FG%:** San Diego State 55.6, Colorado State 48.3. **3FG%:** Colorado State 44.0, San Diego State 43.3. **FT%:** Colorado State 81.8, San Diego State 66.7. **Officials:** David Hall, John Higgins, Eric Curry. **Technical:** Colorado State - Team.



Game 20

UNLV 88
San Diego State 78

Jan. 27, 2018 ♦ Las Vegas, Nev.
Thomas & Mack Center ♦ Att.: 11,137

LAS VEGAS - San Diego State could not extend its 11-game series winning streak over UNLV, falling to the Runnin' Rebels, 88-78, at Thomas & Mack Center.

The Aztecs, who had won seven straight games over UNLV at Thomas & Mack Center, started slow out of the gates and lost Trey Kell all within the first 3:20.

The Rebels scored the first four points, all in the paint by Brandon McCoy, and led, 9-2, when Kell rebounded a Jovan Mooring three-point misfire and turned his ankle while completing the play. He was replaced by Jeremy Hemsley and did not return.

Hemsley scored four of SDSU's next six points to help the Aztecs trim their deficit to 15-8, but the home team answered with four consecutive points to extend its lead to 11.

A 10-2 run capped by a pair of Hemsley free throws got the Aztecs to within a pair, but UNLV answered and moved out in front by six. SDSU thrice took a one-point lead with under 2:30 to go and ultimately went into the locker room tied at 38.

Similar to the start of the game, the Rebels were hot after half-time, outscoring the visitors, 10-3, to pull ahead, 48-41. SDSU leveled the score, but UNLV responded with six straight points.

The Rebels enjoyed a comfortable lead as the clock wound down and led, 75-63, with 6:31 left. SDSU, however, had one last run in them, answering with a 12-2 spurt in a matter of 1:38, helped by back-to-back-to-back threes from Malik Pope, Devin Watson and Max Montana.

Six consecutive points scored by UNLV extinguished the potential fire and the Rebels went on to claim the 10-point victory.

Hemsley finished with a season-high 19 points and Pope turned in 14 points and eight rebounds. As for UNLV, which shot 58.6 percent from the field, it was led by Shakur Juiston's 12 points, 11 rebounds, five assists and four blocked shots, and McCoy's 21 points and seven boards.

SDSU	FG	3FG	FT	R	F	TP	A	TO	B	S	MP
McDaniels*	4-9	0-0	1-2	6	2	9	0	2	1	0	24
Mitchell*	4-9	2-5	1-2	8	3	11	3	3	0	1	34
Pope*	6-14	1-3	1-2	8	4	14	2	2	1	0	28
Watson*	3-11	2-4	1-2	4	1	9	4	4	0	0	37
Kell*	0-1	0-1	0-0	2	0	0	0	1	0	0	3
Montana	4-7	2-4	1-2	3	4	11	0	3	0	1	24
Schakel	1-3	1-3	0-0	1	4	3	1	0	0	1	13
Hemsley	7-12	1-2	4-5	2	1	19	2	1	0	0	30
Rooks	1-2	0-0	0-0	3	1	2	0	0	1	0	7
Team				2							
Totals	30-68	9-22	9-15	39	20	78	12	16	3	3	200

UNLV	FG	3FG	FT	R	F	TP	A	TO	B	S	MP
Juiston*	10-13	0-0	1-2	11	3	21	5	1	0	4	36
Beck*	2-4	1-1	0-0	3	0	5	0	3	1	1	29
McCoy*	9-12	0-0	3-8	7	3	21	2	3	2	0	31
Johnson*	4-11	0-3	6-6	3	4	14	4	2	1	2	36
Mooring*	4-7	2-4	2-4	5	3	12	5	2	0	0	26
Clyburn	2-4	0-2	1-2	1	0	5	0	0	0	0	15
Hardy	1-4	1-4	0-0	0	0	3	2	1	0	0	18
Diang	2-3	0-0	3-5	2	1	7	0	0	0	2	9
Team				1							
Totals	34-58	4-14	16-27	33	14	88	18	12	4	9	200

Halftime: San Diego State 38, UNLV 38. **FG%:** UNLV 58.6, San Diego State 44.1. **3FG%:** San Diego State 40.9, UNLV 28.6. **FT%:** San Diego State 60.0, UNLV 59.3. **Officials:** Mike Reed, Tommy Nunez, Nate Harris. **Technical:** San Diego State - Watson, UNLV - Johnson.



Game 21

San Diego State 81
Air Force 50

Feb. 3, 2018 ♦ San Diego, Calif.
Viejas Arena ♦ Att.: 11,482

SAN DIEGO - San Diego State had four players reach double figures in scoring and shot 51.9 percent from the field to defeat Air Force, 81-50, at Viejas Arena.

The Aztecs were led by Jalen McDaniels' 16 points and career-high 13 rebounds, and Jeremy Hemsley's 14 points. Hemsley started for the fifth time this season due to Trey Kell's left ankle injury suffered at UNLV. Devin Watson and Max Montana both added 13 points and were a combined 6-for-11 from three-point distance.

San Diego State never trailed in the game and enjoyed a 35-21 lead at halftime. After 20 minutes of action, SDSU was 12-for-24 from the field, including an 8-for-16 effort from behind the three-point arc.

In the second half, McDaniels got going offensively after making his only attempt from the field in the first period. Over the last 20 minutes, the freshman was 6-for-9 from the floor and collected seven boards to post his fifth double-double of the season.

SDSU took a 63-40 lead into the final five minutes and scored nine points in 58 seconds, the last four of which were posted to McDaniels' stat line. The Aztecs later enjoyed their biggest lead, 36 points, after Montana made his third three-pointer with 1:31 remaining before settling for the 31-point victory. The winning margin matched the Aztecs' largest over the Falcons in a home game in series history.

Air Force was led by Lavelle Scottie's 16 points. Ryan Swan added a team-high seven rebounds.

AFA	FG	3FG	FT	R	F	TP	A	TO	B	S	MP
Scottie*	8-13	0-1	0-3	5	2	16	0	4	1	0	30
Swan*	1-5	0-1	0-0	7	2	2	1	1	0	0	20
Siples*	1-4	1-2	0-0	1	2	3	1	1	0	1	16
Lyons*	0-8	0-4	0-0	4	2	0	5	1	0	1	31
Van Soelen*	0-3	0-3	0-0	0	1	0	3	1	0	0	18
Morris	1-6	1-3	0-0	2	2	3	1	1	0	0	14
Norman	0-2	0-1	0-0	1	1	0	0	0	0	0	6
Tomes	3-6	2-5	0-0	1	3	8	3	1	0	4	19
Joyce	0-1	0-1	0-0	0	0	0	1	0	0	0	3
Akaya	1-1	1-1	0-0	0	0	3	0	0	0	1	3
Brown	2-2	0-0	1-2	0	0	5	1	0	0	0	3
Van	0-2	0-2	0-0	0	0	0	0	0	0	2	8
Dewane	1-3	1-1	3-4	0	0	6	1	0	0	1	10
Manning	2-4	0-2	0-0	1	0	4	0	0	0	0	9
Toohy	0-1	0-0	0-0	3	2	0	0	2	0	0	10
Team				4							
Totals	20-61	6-27	4-9	29	17	50	17	13	1	10	200

SDSU	FG	3FG	FT	R	F	TP	A	TO	B	S	MP
McDaniels*	7-10	0-0	2-2	13	4	16	1	1	1	1	32
Mitchell*	1-6	1-4	1-2	1	0	4	4	4	3	2	27
Pope*	3-5	0-0	3-4	6	1	9	1	3	3	0	26
Watson*	3-4	3-4	4-4	3	2	13	4	1	0	1	32
Hemsley*	5-8	2-5	2-3	1	1	14	2	1	0	1	24
Sohikish	0-2	0-1	0-0	0	1	0	1	0	0	0	4
Montana	5-10	3-7	0-0	6	3	13	2	1	1	0	22
Schakel	2-6	2-5	2-2	2	1	8	1	0	0	0	19
Rooks	2-3	0-0	0-0	7	1	4	0	2	2	0	14
Team				2							
Totals	28-54	11-26	14-17	41	14	81	15	14	10	5	200

Halftime: San Diego State 35, Air Force 21. **FG%:** San Diego State 51.9, Air Force 32.8. **3FG%:** San Diego State 42.3, Air Force 22.2. **FT%:** San Diego State 82.4, Air Force 44.4. **Officials:** Chris Rastatter, Shawn Lehigh, Jon Stigliano. **Technical:** Air Force - Scottie, San Diego State - McDaniels.



Game 22

Fresno State 79
San Diego State 61
 Feb. 6, 2018 ♦ Fresno, Calif.
 Viejas Arena ♦ Att.: 6,128

FRESNO, Calif. - San Diego State let the final six-plus minutes of the first half get away from them and never recovered in a 79-61 road loss at Fresno State.

Neither team led by more than three points in the first 13 minutes. SDSU led, 16-13, as late as 10:06 left in the first half and Fresno State led, 20-17, with 7:12 to go.

Matt Mitchell leveled the score at 20 with a trey just as the game clock dipped under 6:30, and that would be as close as the Aztecs would get to taking the lead. The Bulldogs' Bryson Williams gave the home side the lead and Jalen McDaniels turned the ball over on the inbounds, which led to another Williams lay-up.

Fresno State's four straight points spearheaded a 10-0 run, which was temporarily stopped by a Nolan Narain bucket. The speed bump, however, was just that as the Bulldogs kept the pressure on with five Ray Bowles points. SDSU outscored FS, 4-2, all on free throws, in the final three minutes to make it a 37-26 lead for the Bulldogs at halftime.

San Diego State found itself down by 14 points right out of the second-half gate as Sam Bittner nailed a three-pointer, but trailed, 51-39, with 13:40 to play. Jeremy Hemsley, however, started an Aztec rally with a trey, which later led to a Mitchell layup to cut SDSU's deficit to seven points.

Fresno State answered with a 21-8 run to push its lead to 20 points with under five minutes to play to effectively kill any thoughts of a San Diego State comeback. Malik Pope and Devin Watson scored on SDSU's final two possessions to provide the game its final margin.

Mitchell led the Aztecs with 16 points, Watson had 14, and Pope, who fought foul trouble all night, contributed 10 points and a game-high 10 rebounds. Hemsley, meanwhile, scored 13 points in his second straight start for the injured Trey Kell (ankle).

SDSU	FG	3FG	FT	R	F	TP	A	TO	B	S	MP
McDaniels*	3-4	0-0	0-0	8	3	6	0	5	1	0	28
Mitchell*	6-12	1-4	3-4	5	4	16	2	2	1	1	34
Pope*	5-14	0-0	0-0	10	4	10	1	1	0	1	23
Watson*	5-13	2-4	2-3	1	1	14	1	2	0	1	37
Hemsley*	5-7	1-2	2-6	1	2	13	1	2	0	0	32
Montana	0-5	0-0	0-0	3	0	0	2	1	0	0	24
Schakel	0-0	0-0	0-0	1	2	0	0	1	0	0	13
Narain	1-1	0-0	0-0	1	0	2	0	2	0	0	6
Rooks	0-0	0-0	0-0	0	1	0	0	0	0	1	3
Team				2							
Totals	25-56	4-12	7-13	32	17	61	7	16	2	4	200

FS	FG	3FG	FT	R	F	TP	A	TO	B	S	MP
Williams*	4-11	0-0	4-4	5	2	12	1	0	0	0	31
Bittner*	4-5	1-2	0-0	2	0	9	1	0	0	0	20
Hopkins*	8-12	1-2	3-4	3	4	20	5	1	2	2	31
Taylor, D.*	2-7	1-4	2-2	5	2	7	4	4	0	2	34
Bowles*	3-8	1-3	1-2	2	4	8	2	1	0	2	26
McWilliams	0-0	0-0	0-0	0	0	0	0	0	0	0	1
Taylor, J.	2-6	1-3	0-0	2	2	5	3	0	0	0	29
Grimes	7-9	0-0	1-1	6	3	15	0	2	1	1	24
Carter II	1-1	0-0	1-1	0	1	3	0	1	0	0	4
Team				3							
Totals	31-59	5-14	12-14	28	18	79	16	10	3	7	200

Halftime: Fresno State 37, San Diego State 26. **FG%:** Fresno State 52.5, San Diego State 44.6. **3FG%:** Fresno State 35.7, San Diego State 33.3. **FT%:** Fresno State 85.7, San Diego State 53.8. **Officials:** Verne Harris, Mike Reed, Tommy Nunez. **Technical:** None.



Game 23

No. 23/23 Nevada 83
San Diego State 58
 Feb. 10, 2018 ♦ Reno, Nev.
 Lawlor Events Center ♦ Att.: 10,134

RENO, Nev. - San Diego State found itself tied with Nevada at half-time, but was not able to overcome a slow second half in an 83-58 road defeat at No. 23/23 Nevada.

The start of the game was promising for the Aztecs as Matt Mitchell knocked down his first two three-point attempts to help the visitors to a 6-2 lead before the game was two minutes old.

Midway through the first half, Devin Watson nailed one of his two treys to give SDSU another four-point lead, this time at 20-16, with 10:06 to play. The Wolf Pack, however, answered with 10 straight points to take a six-point lead.

Undeterred, the Aztecs roared back with a Jalen McDaniels dunk, a three by Max Montana and a jumper from Mitchell to move out in front, 27-26. Nevada responded with another 6-0 run, but Jeremy Hemsley scored SDSU's next eight points in a 61-second span. A Wolf Pack three by Caleb Martin with 1:10 left made it a 35-all game at halftime.

Seven unanswered points by Nevada put SDSU in a quick hole, but similar to the first half, it came back with a Mitchell bucket and a Watson three to get the Aztecs to within 42-40 with 16:47 left. Lindsey Drew gave Nevada a five-point cushion two possessions later and Watson cut into the Aztecs' deficit with a jumper. SDSU's three-point disadvantage would be as close as it would get the rest of the way as the Wolf Pack embarked on a 12-3 run to pull away.

SDSU shot 33.9 percent from the field, its lowest mark of the season, and only made 28.1 percent of its field-goal attempts in the second half. On the flip side, Nevada shot 50 percent in the final 20 minutes and finished at 46.7 percent for the night.

Mitchell led the Aztecs with 12 points and Malik Pope grabbed a career-high 13 rebounds. Jordan Caroline led Nevada with 26 points and Kendall Stephens added 21. Drew nearly missed a triple-double with 12 points, 11 rebounds and nine assists.

SDSU	FG	3FG	FT	R	F	TP	A	TO	B	S	MP
McDaniels*	4-11	1-2	2-2	8	2	11	1	2	0	0	30
Mitchell*	5-9	2-5	0-0	3	3	12	1	2	0	1	27
Pope*	4-12	1-2	0-0	13	3	9	1	3	0	0	29
Watson*	3-10	2-6	2-3	4	1	10	3	0	0	2	39
Hemsley*	2-11	2-7	2-4	1	2	8	4	1	0	1	32
Montana	3-6	2-5	0-1	3	2	8	1	1	0	1	23
Schakel	0-2	0-2	0-0	1	2	0	0	1	0	0	9
Narain	0-1	0-1	0-0	1	2	0	1	1	0	0	11
Team				1							
Totals	21-62	10-30	6-10	35	17	58	12	11	0	5	200

NEV	FG	3FG	FT	R	F	TP	A	TO	B	S	MP
Caroline*	8-14	0-3	10-11	11	1	26	1	1	0	0	37
Martin, Co.*	3-7	0-2	3-4	3	1	9	5	2	2	2	33
Cooke*	2-3	1-2	0-0	4	3	5	0	2	0	0	22
Drew*	5-8	1-2	1-3	11	1	12	9	1	0	0	40
Stephens*	7-14	7-13	0-0	3	2	21	1	1	0	0	34
Tooley	0-1	0-1	0-0	0	0	0	0	0	0	0	1
Martin, Ca.	3-12	2-10	2-2	4	1	10	2	0	0	1	23
Foster	0-0	0-0	0-0	1	0	0	0	0	0	0	5
Hall	0-1	0-1	0-0	0	1	0	0	1	0	0	3
Cunningham	0-0	0-0	0-0	0	1	0	0	1	0	0	1
Cooks	0-0	0-0	0-0	1	2	0	0	0	0	0	1
Team				4							
Totals	28-60	11-34	16-20	42	13	83	18	9	2	3	200

Halftime: San Diego State 35, Nevada 35. **FG%:** Nevada 46.7, San Diego State 33.9. **3FG%:** San Diego State 33.3, Nevada 32.4. **FT%:** Nevada 80.0, San Diego State 60.0. **Officials:** David Hall, Eric Curry, Michael Irving. **Technical:** None.



Game 24

San Diego State 87
Wyoming 77
 Feb. 14, 2018 ♦ San Diego, Calif.
 Viejas Arena ♦ Att.: 10,494

SAN DIEGO - San Diego State's bench outscored Wyoming's reserves, 40-1, to help the Aztecs defeat the Cowboys, 87-77, at Viejas Arena. The win snapped SDSU's two-game slide.

The Aztecs had two players, Jordan Schakel and Nolan Narain, come off the bench and score in double figures in the first half. Schakel posted a career-high 11 points, while Narain matched his career best with 10 points.

Schakel made all three attempts from beyond the arc in the first half. His first gave San Diego State a nine-point lead, the second a 14-point advantage and his third came with five seconds left in the half, which gave the Aztecs a 53-31 cushion at intermission. As for Narain, his 10 points came in eight minutes and included his second three-pointer of the year.

Wyoming made it a game in the second half, trimming a 22-point deficit down to nine with 5:02 left in the game. SDSU's veterans, Malik Pope and Jeremy Hemsley, however, scored on back-to-back possessions to help the Aztecs keep a double-figure lead.

Hayden Dalton, who scored 20 points, got the Cowboys to within 83-75 with 2:42 to go, but Jalen McDaniels answered with a basket 41 seconds later and Pope added two free throws, the last of which gave the senior 1,000 career points and a 12-point lead.

On the next possession, Wyoming looked to Hunter Maldonado, but Pope sent his shot into the stands to preserve the lead and the game.

Narain ended with a career-high 18 points and Schakel finished with 14. McDaniels added 16 points, Devin Watson had 13 and Pope contributed 10 on a night where the Aztecs shot 53.2 percent from the floor.

Dalton, who went for 36 points, 15 rebounds and five assists in the first meeting, only shot 5-for-15 from the floor with four rebounds. Justin James led all scorers with 26 points and Alan Herndon recorded a double-double (17 points, 10 rebounds).

UW	FG	3FG	FT	R	F	TP	A	TO	B	S	MP
Herndon*	6-9	2-3	3-4	10	2	17	5	2	3	2	37
Dalton*	5-15	5-10	5-6	4	3	20	0	0	0	1	36
James*	9-17	1-4	7-10	7	3	26	4	2	0	1	39
Kelley*	0-2	0-2	0-0	2	4	0	5	1	0	0	29
Maldonado*	4-10	1-5	4-6	3	3	13	3	1	1	2	35
Redding	0-0	0-0	0-0	1	3	0	0	1	0	1	7
Moemeka	0-0	0-0	0-0	0	1	0	0	1	0	0	3
Aka Gorski	0-5	0-4	1-2	0	0	1	0	1	0	1	14
Team				1							
Totals	24-58	9-28	20-28	28	19	77	17	9	4	8	200

SDSU	FG	3FG	FT	R	F	TP	A	TO	B	S	MP
McDaniels*	6-9	0-0	4-6	4	5	16	1	0	0	1	22
Mitchell*	0-4	0-0	2-2	6	3	2	2	3	1	0	18
Pope*	4-10	0-1	2-2	9	3	10	2	1	1	0	23
Watson*	4-9	1-2	4-6	2	1	13	5	3	0	0	36
Kell*	3-5	0-2	0-0	4	2	6	6	0	0	1	26
Montana	1-4	1-4	0-0	5	2	3	4	1	0	1	19
Schakel	5-6	4-5	0-0	5	4	14	2	1	0	1	17
Narain	8-10	1-1	1-1	4	1	18	0	1	0	0	18
Hemsley	2-5	1-3	0-0	2	3	5	0	3	0	1	21
Team				1							
Totals	33-62	8-18	13-17	42	24	87	22	13	2	5	200

Halftime: San Diego State 53, Wyoming 31. **FG%:** San Diego State 53.2, Wyoming 41.4. **3FG%:** San Diego State 44.4, Wyoming 32.1. **FT%:** San Diego State 76.5, Wyoming 71.4. **Officials:** John Higgins, Steve Olson, Larry Spaulding. **Technical:** Wyoming - Redding, San Diego State - McDaniels.



Game 25

San Diego State 94
UNLV 56

Feb. 17, 2018 ♦ San Diego, Calif.
Viejas Arena ♦ Att.: 11,180

SAN DIEGO - San Diego State led wire-to-wire and handed UNLV a 94-56 loss at Viejas Arena. The 38-point margin of victory was the largest by any team in the history of the series.

SDSU jumped on the Runnin' Rebels from the start, scoring the game's first six points and took a 10-2 lead on a Jalen McDaniels layup, which forced UNLV to call timeout.

Coming out of the first break, the Rebels scored five quick points to get within three and later cut their deficit to one point after a Jordan Johnson three-pointer with 13:15 remaining in the first.

The Aztecs, however, responded with nine unanswered points, getting six off three-pointers by Max Montana and Jordan Schakel. UNLV got back to within six, but Malik Pope and Nolan Narain hit back-to-back treys, and Pope added a dunk to push SDSU's lead to 14.

UNLV's Jovan Mooring nailed a three-pointer of his own to help the Rebels cut their deficit to 11 points, but that would be as close as the visitors would get the rest of the way. SDSU took a 48-28 lead into halftime.

The Aztecs still led by 20 points at the first media timeout of the second half and just over three minutes later, their lead swelled to 31 points. SDSU kept its foot on the gas and did not let UNLV get any closer than 25 points for the balance of the game.

Matt Mitchell led all scorers with 21 points and McDaniels contributed 18 points, a game-high 12 rebounds and a career-high three assists. Pope and Montana added 17 points apiece with the latter connecting on a career-high-tying five three-pointers.

SDSU, which shot 50.7 percent from the field, was stout defensively, holding UNLV's leading scorer and rebounder, Brandon McCoy, to nine points and six rebounds.

UNLV	FG	3FG	FT	R	F	TP	A	TO	B	S	MP
Juiston*	6-10	0-0	0-0	7	1	12	0	6	0	1	28
Beck*	2-4	0-0	1-2	1	3	5	0	3	0	0	19
McCoy*	3-11	0-2	3-4	6	2	9	0	2	4	1	27
Johnson*	2-6	2-4	1-2	0	4	7	3	3	0	1	29
Mooring*	5-12	1-4	5-5	5	2	16	3	2	0	0	31
Green	0-2	0-2	0-0	0	1	0	1	0	0	0	8
Clyburn	1-3	1-2	0-0	0	0	3	2	0	0	0	18
Hardy	2-5	0-2	0-0	0	2	4	1	0	0	0	21
Dembele	0-0	0-0	0-0	1	0	0	0	0	0	0	4
Diong	0-1	0-0	0-0	7	0	0	1	2	2	0	15
Team				3				1			
Totals	21-54	4-16	10-13	30	15	56	11	19	6	3	200

SDSU	FG	3FG	FT	R	F	TP	A	TO	B	S	MP
McDaniels*	8-14	0-1	2-2	12	1	18	3	1	0	2	29
Mitchell*	7-9	2-3	5-5	1	2	21	0	1	0	3	28
Pope*	8-13	1-2	0-0	9	1	17	1	0	3	1	30
Watson*	2-4	0-1	2-4	0	1	6	3	2	0	0	21
Kell*	0-4	0-2	2-2	2	2	2	6	1	0	2	21
Montana	6-13	5-9	0-0	6	2	17	0	1	1	0	18
Schakel	2-5	2-5	0-0	3	3	6	2	0	0	1	16
Narain	2-4	1-2	0-0	4	0	5	2	1	0	0	11
Hemsley	0-3	0-1	0-0	1	0	0	5	0	0	0	22
Rooks	1-2	0-0	0-0	1	0	2	0	0	0	0	4
Team				2			2				
Totals	36-71	11-26	11-13	41	12	94	22	9	4	9	200

Halftime: San Diego State 48, UNLV 28. **FG%:** San Diego State 50.7, UNLV 38.9. **3FG%:** San Diego State 42.3, UNLV 25.0. **FT%:** San Diego State 84.6, UNLV 76.9. **Officials:** Verne Harris, Mike Scyphers, Gerry Pollard. **Technical:** None.



Game 26

San Diego State 67
Air Force 56

Feb. 21, 2018 ♦ USAF Academy, Colo.
Clune Arena ♦ Att.: 1,868

USAF ACADEMY, Colo. - Matt Mitchell scored 11 points in the first 2:58 of the second half to help San Diego State turn a three-point halftime lead into a 14-point advantage in a 67-56 road win at Air Force.

Malik Pope converted a three-point play with 8.0 seconds left before halftime and Mitchell opened the second period with a trey. A dunk by Jalen McDaniels followed with Mitchell surrounding a Ryan Swan layup with two additional three-pointers. The freshman put the finishing touches on a 13-2 second-half-opening run with a dribble-drive layup, which put SDSU ahead, 39-25.

After Air Force called for a timeout and Lavelle Scottie made a three, McDaniels and Trey Kell scored on back-to-back possessions to push SDSU's lead to 15 points.

The Falcons' ability to make three-pointers kept them in the game as they made four in the second half that cut their deficit to single digits. Air Force, however, never got closer than eight points and faced a single-digit deficit (9 points) with at few as 2:32 left in the game.

San Diego State was turnover-prone in the early going, committing six in the first 8:45 of the game. The Aztecs tightened up with the ball after that, committing just four turnovers the rest of the way.

Mitchell led all players with 17 points and was 6-for-7 from the field, including a 4-for-5 effort from three-point distance. Pope, meanwhile, had 13 points and five rebounds. Senior classmate Trey Kell posted a game- and career-high eight assists and had just one turnover in 29 minutes.

All nine Aztecs who played scored at least four points and each of them had at least one rebound and one field goal made.

Swan led the Falcons with 11 points and CJ Siples had 10.

SDSU	FG	3FG	FT	R	F	TP	A	TO	B	S	MP
McDaniels*	3-4	1-1	0-0	7	0	7	1	1	0	2	27
Mitchell*	6-7	4-5	1-2	2	5	17	1	2	0	1	22
Pope*	5-11	0-1	3-3	5	3	13	1	3	2	1	28
Watson*	3-7	0-2	1-2	1	0	7	1	1	0	1	31
Kell*	2-7	0-1	1-2	3	0	5	8	1	0	0	29
Montana	1-5	0-4	2-2	6	1	4	1	1	0	0	17
Schakel	1-4	1-3	1-1	3	0	4	0	0	0	1	19
Narain	2-4	0-1	0-2	1	1	4	0	0	0	0	10
Hemsley	3-5	0-2	0-1	1	2	6	0	1	0	1	17
Team				4							
Totals	26-54	6-20	9-15	33	12	67	13	10	2	7	200

AFA	FG	3FG	FT	R	F	TP	A	TO	B	S	MP
Scottie*	3-9	2-4	0-0	1	2	8	0	3	0	0	29
Swan*	5-7	1-2	0-0	8	3	11	4	4	1	1	34
Siples*	3-7	3-7	1-2	1	5	10	4	1	1	3	29
Lyons*	1-9	1-6	0-0	5	1	3	7	1	0	1	33
Van Soelen*	2-6	0-3	0-0	4	1	4	4	3	1	0	28
Morris*	3-6	3-6	0-0	7	1	9	0	0	0	1	14
Tomes	2-4	2-4	0-0	3	2	6	1	1	0	0	15
Van	0-1	0-1	0-0	0	1	0	0	0	0	0	3
DeWane	1-1	0-0	0-0	0	0	2	0	0	0	0	3
Manning	1-3	1-3	0-0	1	0	3	0	1	0	0	9
Toohay	0-0	0-0	0-0	0	1	0	0	0	0	0	3
Team				2							
Totals	21-53	13-36	1-2	32	17	56	20	15	3	6	200

Halftime: San Diego State 26, Air Force 23. **FG%:** San Diego State 48.1, Air Force 39.6. **3FG%:** Air Force 36.1, San Diego State 30.0. **FT%:** San Diego State 60.0, Air Force 50.0. **Officials:** Tony Padilla, Kelly Self, Kelly Pfeifer. **Technical:** None.



Game 27

San Diego State 71
San José State 59

Feb. 24, 2018 ♦ San Jose, Calif.
The Event Center ♦ Att.: 2,642

SAN JOSE, Calif. - San Diego State used a second-half surge to pull away from San José State, 71-59, at The Event Center.

The Aztecs enjoyed a 45-43 lead with 10:55 left in the second half when Max Montana knocked down a three-pointer. Underneath the hoop, Jalen McDaniels was fouled and went to the free-throw line where he converted both attempts to complete the five-point play.

The Spartans responded with a bucket on the next possession, but SDSU scored six unanswered points with three coming off another Montana trey to open up an 11-point advantage with 6:35 to go.

SJSU scored the next four points to get within seven, but that would be as close as the Spartans would get the rest of the way. Montana would go on to make two additional three-pointers to tie his career high of five.

The Aztecs needed all five of Montana's second-half three-pointers and their five-point play after a going through a sluggish first half. SDSU shot just 36.0 percent from the floor and allowed the hosts to shoot 39.3 percent. Toward the end of the opening period, San Diego State appeared to be headed to the locker room with a five-point lead only to have Jalen James beat the halftime horn with a lay-up that made it a three-point Aztec lead.

McDaniels led San Diego State with 16 points, 10 rebounds and a career-high three blocked shots. The freshman also made all 10 of his free-throw attempts. Montana finished with 15 points in 19 minutes, Matt Mitchell scored 12 and Devin Watson added 10 points and four assists. Trey Kell, meanwhile, filled the stat sheet with six points, six rebounds, a career-high nine assists and three steals. Nolan Narain, who made his first career start, had eight points in 18 minutes.

SDSU	FG	3FG	FT	R	F	TP	A	TO	B	S	MP
McDaniels*	3-7	0-0	10-10	10	4	16	1	0	3	1	34
Mitchell*	5-11	2-6	0-0	3	1	12	1	2	0	0	26
Narain*	3-4	1-1	1-2	4	4	8	0	1	1	1	18
Watson*	3-12	3-8	1-2	0	1	10	4	0	0	1	29
Kell*	2-8	0-5	2-3	6	1	6	9	1	0	3	39
Montana	5-8	5-8	0-0	3	5	15	0	0	0	0	19
Schakel	0-2	0-2	0-0	0	2	0	0	0	0	0	8
Hemsley	1-4	1-4	1-2	3	2	4	2	4	0	0	18
Rooks	0-0	0-0	0-2	1	0	0	0	0	0	0	6
Team				3							
Totals	22-56	12-34	15-21	33	20	71	17	9	4	6	200

SJSU	FG	3FG	FT	R	F	TP	A	TO	B	S	MP
Fisher*	6-12	0-0	9-10	4	4	21	0	2	2	0	30
Welage*	3-10	0-2	3-4	8	1	9	4	3	1	0	38
Barry*	0-0	0-0	0-0	1	3	0	0	1	0	0	8
James*	2-8	0-2	0-0	0	4	4	2	1	0	1	23
Hillsman*	3-7	2-4	2-4	7	3	10	5	4	0	0	37
Carlisle	0-0	0-0	0-0	0	0	0	0	0	0	0	2
Nichols	3-5	3-5	0-0	3	4	9	0	0	0	0	25
Simmons	0-1	0-1	0-0	2	1	0	0	0	0	0	6
Baumann	1-2	1-2	0-0	4	2	3	0	1	0	0	16
Chastain	1-4	0-0	1-3	4	2	3	2	2	1	0	15
Team				2							
Totals	19-49	6-16	15-21	35	24	59	13	14	4	1	200

Halftime: San Diego State 30, San José State 27. **FG%:** San Diego State 39.3, San José State 38.8. **3FG%:** San José State 37.5, San Diego State 35.3. **FT%:** San Diego State 71.4, San José State 71.4. **Officials:** Randy Heimerman, Nate Harris, Ryan Holmes. **Technical:** None.



Game 28

San Diego State 72
Boise State 64

Feb. 27, 2018 ♦ San Diego, Calif.
Viejas Arena ♦ Att.: 11,211

SAN DIEGO - San Diego State held Boise State to its lowest conference field-goal percentage and point total this season, and it resulted in its worst Mountain West defeat of the campaign as the Aztecs emerged with the 72-64 victory at Viejas Arena.

The Broncos appeared poised to not set futility records in the first half, shooting 48.0 percent from the floor, including a 6-for-14 effort from three-point distance. SDSU, meanwhile, shot 53.8 percent in the opening 20 minutes, but made just one of its nine attempts from behind the arc, which led the Aztecs to go into half-time only up, 38-37.

In the second half, San Diego State was much better on the defensive end, holding the Broncos to 30.4-percent shooting and 2-of-13 from deep. SDSU's shooting, however, slipped itself, but the Aztecs made 14-of-20 from the free-throw line after making all nine attempts in the first half.

Boise State overcame its one-point halftime deficit on two different occasions in the second half, taking one-point leads before the first media timeout. SDSU responded by scoring seven straight points on its way to a 12-2 run that put it ahead, 54-46.

San Diego State enjoyed a lead no bigger than eight points over the next several minutes and the Broncos cut their deficit to four points with 4:15 to play. The Aztecs scored the next three points, but a Lexus Williams trey put the visitors three behind the hosts with 2:12 remaining.

SDSU scored six of the game's final eight points to avenge an earlier loss to Boise State, one in which Chandler Hutchison scored 44 points. In the rematch, the Aztecs held the senior to 4-of-14 shooting and 18 points. BSU shot 39.6 percent for the game.

Jalen McDaniels led San Diego State with 15 points and 10 rebounds, and Devin Watson added 13 points and four assists with no turnovers in 33 minutes.

BSU	FG	3FG	FT	R	F	TP	A	TO	B	S	MP
Haney*	3-5	0-2	2-3	11	3	8	1	1	0	1	28
Hutchison*	4-14	0-4	10-15	9	2	18	5	3	0	0	37
Sengfelder*	2-4	0-1	1-2	1	4	5	1	0	0	0	17
Williams*	3-6	3-5	0-0	1	4	9	0	2	0	0	25
Jessup*	4-8	3-7	0-0	3	4	11	1	1	0	0	32
Dickinson	3-7	2-5	1-1	1	3	9	3	4	0	1	23
Jorch	0-0	0-0	0-0	2	2	0	0	1	0	0	12
Jardine	0-1	0-1	2-2	2	2	2	0	0	0	0	9
Hobbs	0-3	0-2	2-2	2	2	2	0	4	0	1	17
Team				2				1			
Totals	25-60	9-21	14-19	37	18	73	8	7	1	8	200

SDSU	FG	3FG	FT	R	F	TP	A	TO	B	S	MP
McDaniels*	6-8	0-1	3-5	10	3	15	0	2	0	0	36
Mitchell*	4-9	0-4	3-4	3	2	11	3	0	0	3	28
Pope*	5-13	0-3	2-2	6	3	12	1	2	0	2	29
Watson*	3-8	1-2	6-7	3	2	13	4	0	0	1	33
Kell*	2-4	0-1	4-4	3	4	8	4	2	0	2	29
Montana	0-2	0-2	0-0	1	0	0	1	1	0	0	7
Schakel	0-2	0-2	0-0	0	2	0	0	0	0	0	13
Narain	2-4	0-0	4-4	1	1	8	0	0	0	0	11
Hemsley	2-3	0-1	1-3	1	3	5	1	1	0	2	14
Team				3							
Totals	24-53	1-16	23-29	31	20	72	14	8	0	10	200

Halftime: San Diego State 38, Boise State 37. **FG%:** San Diego State 45.3, Boise State 39.6. **3FG%:** Boise State 29.6, San Diego State 6.3. **FT%:** San Diego State 79.3, Boise State 72.0. **Officials:** David Hall, Randy McCall, Keith Kimble. **Technical:** None.



Game 29

San Diego State 79
No. 21/21 Nevada 74

March 3, 2018 ♦ San Diego, Calif.
Viejas Arena ♦ Att.: 12,414

SAN DIEGO - San Diego State was led by its senior class in its final regular-season home game as the Aztecs defeated No. 21/21 Nevada, 79-74, in front of a sold-out crowd at Viejas Arena.

Trey Kell, Malik Pope and Kameron Rooks were recognized prior to the game, started and delivered. Kell had a team-high 17 points and a career-high nine assists with five rebounds. Pope added 16 points, five rebounds and a season-high four assists. Rooks, meanwhile, made all six of his field-goal attempts en route to 12 points with six rebounds and a season-high three blocked shots.

Their contributions were needed against the outright regular-season champions, who led by 10 points with 5:22 to go in the first half. San Diego State, however, answered with a 14-2 period-ending run to take a 36-34 lead at halftime. Both teams shot the ball well with the Wolf Pack connecting on 55.6 percent from floor (4-8 3FG) and the Aztecs hitting at a 53.3-percent clip.

In the second half, SDSU used a 10-2 run to turn a 40-40 game into a 50-42 lead, but Nevada stayed close with a 6-0 answer of its own.

San Diego State made it a game of runs as it scored the next five points to move out in front by seven, but Nevada responded with another five points. A 10-1 Aztec run put the home side in front, 65-54, with 7:52 to go, but the Wolf Pack was not done. They closed to within, 74-72, with 1:07 to play only to have the SDSU seniors complete the mission.

Kell made two free throws, and after a Jordan Caroline basket, hit a step-back jumper to put SDSU ahead by four points with 41 seconds left. Pope made 1-of-2 free throws, but Caleb Martin made it a three-point game with eight seconds left. After that, Kell made two free throws to ice the game.

Both teams finished at 49.2-percent shooting for the game. Caroline led all players with 29 points.

NEV	FG	3FG	FT	R	F	TP	A	TO	B	S	MP
Martin, Ca.*	8-21	3-10	3-4	9	2	22	4	1	1	1	38
Martin, Co.*	6-12	0-3	1-2	6	4	13	6	6	2	1	39
Caroline*	11-16	3-3	4-6	6	1	29	2	0	0	1	39
Cooke*	1-3	0-2	0-0	1	4	2	1	0	1	0	28
Stephens*	3-7	2-6	0-0	2	4	8	0	1	0	0	31
Foster	0-0	0-0	0-0	0	0	0	0	0	0	0	3
Hall	0-0	0-0	0-0	3	2	0	1	2	0	1	22
Team				3							
Totals	29-59	8-24	8-12	30	17	74	14	10	4	4	200

SDSU	FG	3FG	FT	R	F	TP	A	TO	B	S	MP
Mitchell*	3-10	2-5	0-0	3	2	8	0	0	0	2	26
Pope*	7-11	1-1	1-4	5	3	16	4	2	0	1	27
Rooks*	6-6	0-0	0-0	6	4	12	0	3	0	0	18
Watson*	3-10	1-3	0-3	2	0	7	4	2	0	0	33
Kell*	5-11	2-4	5-6	5	1	17	9	1	1	1	34
McDaniels	3-4	0-0	1-2	9	3	7	0	2	0	0	17
Montana	0-1	0-1	0-0	2	0	0	1	0	0	0	6
Schakel	1-3	1-2	0-0	2	0	3	1	0	0	0	12
Narain	0-0	0-0	0-0	0	0	0	0	0	0	0	4
Hemsley	2-5	0-2	5-7	1	3	9	0	2	0	0	23
Team				2							
Totals	30-61	7-18	12-22	37	16	79	19	9	4	4	200

Halftime: San Diego State 36, Nevada 34. **FG%:** San Diego State 49.2, Nevada 49.2. **3FG%:** San Diego State 38.9, Nevada 33.3. **FT%:** Nevada 66.7, San Diego State 54.5. **Officials:** Tony Padilla, Tommy Nunez, D.G. Nelson. **Technical:** None.



Game 30

[5] San Diego State 64,
[4] Fresno State 52

March 8, 2018 ♦ Las Vegas, Nev.
Thomas & Mack Center ♦ Att.: 6,753

LAS VEGAS - Trey Kell scored 16 points and grabbed seven rebounds to lead fifth-seeded San Diego State to a 64-52 win over fourth-seeded Fresno State in a quarterfinal game of the 2018 Mountain West Championship.

It was the seventh straight win for the Aztecs, who only led by three points at 29-26 at halftime.

SDSU used a 12-3 run midway through the second half and led by as many as 14 points at 58-44 on a Matt Mitchell lay-up with 3:48 to play.

Fresno State scored the next seven points of the game, including a 3-pointer by Deshon Taylor three with 1:41 remaining, before calling a timeout.

San Diego State responded on a 6-1 run to close the game, making all four of its free-throw attempts.

The win was the 20th of the season for the Aztecs, their 12th 20-win campaign over the last 13 seasons.

Malik Pope had 12 points and four rebounds, while Mitchell added 10 points and five rebounds for San Diego State. Jalen McDaniels chipped in with nine points and seven rebounds, and Kameron Rooks finished with six points and seven rebounds in 14 minutes off the bench.

The Aztecs limited the Bulldogs a season-low 52 points. San Diego State held FS to just 34.4 percent (11-for-32) shooting from the field in the first half and 37.7 percent (20-for-53) overall in the game.

SDSU committed 12 turnovers, but FS only turned that into two points. San Diego State, meanwhile, converted 14 Fresno State turnovers into 17 points.

The Aztec win came after the Bulldogs swept them during the regular season.

SDSU	FG	3FG	FT	R	F	TP	A	TO	B	S	MP
McDaniels*	3-6	0-1	3-4	7	4	9	0	2	1	1	23
Mitchell*	3-7	1-3	3-5	5	2	10	1	2	1	0	33
Pope*	5-10	0-0	2-2	4	3	12	2	0	0	1	31
Watson*	2-5	0-0	2-2	2	3	6	1	2	0	0	25
Kell*	5-12	1-4	5-7	7	1	16	0	3	0	1	35
Montana	1-3	1-2	0-0	1	3	0	1	0	0	0	9
Schakel	0-2	0-2	0-0	0	1	0	1	0	0	0	11
Hemsley	1-4	0-1	0-0	2	2	2	3	1	2	0	19
Rooks	2-3	0-0	2-4	7	3	6	0	1	1	0	14
Team				2							
Totals	22-52	3-13	17-24	36	20	64	8	12	5	3	200

FS	FG	3FG	FT	R	F	TP	A	TO	B	S	MP
Williams*	10-19	0-1	3-3	9	1	23	1	5	0	0	37
Bittner*	1-2	0-1	0-0	0	5	2	0	2	0	1	30
Taylor, J.*	0-8	0-5	2-2	7	3	2	2	1	0	1	34
Taylor, D.*	3-9	3-6	3-5	2	4	12	1	3	0	0	37
Bowles*	4-10	0-2	1-3	5	1	9	2	1	2	1	40
McWilliams	0-0	0-0	0-0	0	0	0	0	0	0	0	1
Grimes	0-0	0-0	0-0	2	0	0	0	1	0	0	7
Carter III	2-5	0-0	0-1	3	5	4	0	2	1	0	14
Team				4							
Totals	20-53	3-14	9-14	30	21	52	6	14	4	3	200

Halftime: San Diego State 29, Fresno State 26. **FG%:** San Diego State 42.3, Fresno State 37.7. **3FG%:** San Diego State 23.1, Fresno State 21.4. **FT%:** San Diego State 70.8, Fresno State 64.3. **Officials:** Eric Curry, Greg Nixon, Tom O'Neill. **Technical:** None.



Game 31

[5] San Diego State 90, [1] No. 22/22 Nevada 73

March 9, 2018 ♦ Las Vegas, Nev.
Thomas & Mack Center ♦ Att.: 8,224

LAS VEGAS - Fifth-seeded San Diego State jumped out to a 30-point lead at the half and cruised to a 90-73 victory over No. 22/22 and top-seeded Nevada in a semifinal game at the 2018 Mountain West tournament.

The Aztecs, who defeated the Wolf Pack, 79-74, in San Diego just six days earlier, shot 61.3 percent (19 of 31) in the first half, including 7 of 15 (46.7 pct.) from 3-point range. The 30-point lead at the half was the largest by an unranked team against a ranked team since the 2001 NCAA tournament when Butler led No. 23 Wake Forest, 43-10.

The win clinched a fourth title game appearance for SDSU in five years, and for the eighth time in 10 seasons.

Devin Watson had 20 points, and Jalen McDaniels had his ninth double-double of the season with 17 points and 12 rebounds to lead the Aztecs. Malik Pope (14 points), Matt Mitchell (13 points) and Trey Kell (11 points, 5 assists) also reached double-figures in scoring for SDSU.

San Diego State limited the regular-season conference champion to just 39.7 percent (27 of 68) shooting from the floor, including a season-low 24.1 percent (7 of 29) from behind the 3-point arc.

SDSU's 55 points in the first half were a Mountain West tournament record and San Diego State trailed for only 42 seconds in the game.

Additionally, the Aztecs converted eight Nevada turnovers into 14 points, while they outscored the Wolf Pack 14-3 with second-chance points.

SDSU	FG	3FG	FT	R	F	TP	A	TO	B	S	MP
McDaniels*	6-8	0-1	5-6	12	2	17	4	0	1	0	29
Mitchell*	4-8	2-5	3-4	5	1	13	3	2	0	3	27
Pope*	6-8	0-0	2-2	1	3	14	1	1	0	0	22
Watson*	5-11	4-7	6-6	5	2	20	2	1	0	0	32
Kell*	3-9	1-4	4-6	5	0	11	5	1	0	2	28
Sohikish	0-0	0-0	0-0	0	0	0	0	0	0	0	1
Montana	0-3	0-2	2-2	2	1	2	0	1	1	0	12
Schakel	0-1	0-1	2-4	1	3	2	0	0	0	0	9
Narain	0-0	0-0	0-0	0	0	0	0	1	0	0	3
Hemsley	3-5	1-3	2-4	1	3	9	1	4	0	0	20
Rooks	1-1	0-0	0-0	4	4	2	1	1	0	0	17
Team				2				2			
Totals	28-54	8-23	26-34	38	19	90	17	14	2	5	200

NEV	FG	3FG	FT	R	F	TP	A	TO	B	S	MP
Martin, Co.*	5-18	0-9	3-4	4	3	13	2	0	1	3	34
Martin, Co.*	3-11	2-7	1-2	4	4	9	8	1	0	2	39
Caroline*	9-19	3-6	4-7	10	5	25	4	3	1	2	35
Cooke*	3-5	2-3	2-2	3	5	10	0	1	0	1	28
Stephens*	1-5	0-3	0-0	0	0	2	0	2	0	0	20
Tooley	0-1	0-1	2-2	0	0	2	0	0	0	0	1
Jones	0-0	0-0	0-0	0	0	0	0	0	0	0	1
Cooks	0-0	0-0	0-0	0	0	0	0	0	0	0	1
Foster	1-1	0-0	0-0	0	0	2	0	0	0	0	8
Cunningham	1-1	0-0	0-0	0	0	2	0	0	0	1	1
Hall	4-7	0-0	0-0	4	3	8	0	3	1	0	29
Brent	0-0	0-0	0-0	0	1	0	0	0	0	1	3
Team				3	1						
Totals	27-68	7-29	12-17	28	22	73	14	10	3	10	200

Halftime: San Diego State 55, Nevada 25. **FG%:** San Diego State 51.9, Nevada 39.7. **3FG%:** San Diego State 34.8, Nevada 24.1. **FT%:** San Diego State 76.5, Nevada 70.6. **Officials:** Randy McCall, Larry Spaulding, Kevin Brill. **Technical:** San Diego State - Hemsley, Nevada - Caroline, Team.



Game 32

[5] San Diego State 82 [3] New Mexico 75

March 10, 2018 ♦ Las Vegas, Nev.
Thomas & Mack Center ♦ Att.: 8,456

LAS VEGAS - Trey Kell scored 21 of his 28 points in the second half, including 11 down the stretch, to lift fifth-seeded San Diego State over third-seeded New Mexico, 82-75, in the MW Championship game.

It was the Aztecs' MW-record fifth MW tournament title, but first since 2011. SDSU's 11 overall MW championships are also the most in league history.

Down, 63-57, with 7:35 left in the game, Kell hit a pair of free throws, Jeremy Hemsley buried a 3-pointer and Max Montana completed a four-point play after being fouled on his trey, igniting a 15-2 run. Suddenly, San Diego State was back in front, 72-65 with 3:57 remaining.

For his efforts, Kell was named the MW tournament MVP, the fourth SDSU player to win the award in league history (also Randy Holcomb in 2002, Marcus Slaughter in 2006 and Kawhi Leonard in 2010).

Kell's 28 points matched the most by a San Diego State player in MW tournament history (also Billy White vs. New Mexico on March 3, 2010 and Brandon Heath vs. Air Force on March 10, 2005).

It was the ninth consecutive win for the Aztecs, who also received 16 points from Malik Pope, and 12 points and five assists from Devin Watson. Pope surpassed Heath for the most points in league tournament history by a San Diego State player with 152, while Watson's play earned him a spot on the MW all-tournament team with Kell.

SDSU limited the Lobos, who came into the game ranked fifth in the country with 11.1 3-pointers per game, to just 33.3 percent (8-for-24) from the 3-point line.

San Diego State also snapped a three-game losing streak to UNM in the MW tournament.

SDSU	FG	3FG	FT	R	F	TP	A	TO	B	S	MP
McDaniels*	3-6	0-0	0-0	5	3	6	2	2	0	1	22
Mitchell*	2-4	1-3	0-0	4	2	5	0	3	0	0	20
Pope*	5-8	0-0	6-8	5	2	16	1	0	2	0	36
Watson*	5-11	1-3	1-2	3	2	12	5	2	0	2	35
Kell*	10-16	1-3	7-8	2	1	28	3	1	0	1	34
Montana	2-5	1-3	1-3	4	1	6	1	0	0	0	18
Schakel	0-2	0-1	1-2	4	2	1	0	0	0	0	9
Hemsley	1-3	1-2	0-0	3	3	3	0	3	0	2	22
Rooks	0-1	0-0	5-6	4	1	5	0	1	1	0	14
Team				2							
Totals	28-56	5-15	21-29	36	17	82	12	12	3	6	200

UNM	FG	3FG	FT	R	F	TP	A	TO	B	S	MP
Logwood*	3-7	1-2	4-5	5	4	11	4	6	0	1	26
Pinchuk*	2-3	0-0	0-0	4	3	4	0	0	0	0	14
McNeal*	0-2	0-1	0-0	1	1	0	1	1	0	0	19
Jackson*	5-13	2-6	5-5	4	2	17	7	2	0	1	25
Simons*	4-8	2-4	1-2	3	3	11	0	1	1	3	31
Furstinger	6-9	0-0	0-0	5	3	12	1	0	1	0	26
Maluach	1-7	0-2	2-2	2	4	4	0	1	0	0	13
Kuiper	1-5	1-2	0-0	2	3	3	1	1	0	0	19
Mathis	4-9	2-7	3-3	3	2	13	1	0	0	1	27
Team				1							
Totals	26-63	8-24	15-17	30	25	75	15	12	2	6	200

Halftime: San Diego State 39, New Mexico 38. **FG%:** San Diego State 50.0, New Mexico 41.3. **3FG%:** San Diego State 33.3, New Mexico 33.3. **FT%:** San Diego State 72.4, New Mexico 88.2. **Officials:** David Hall, Verne Harris, Chris Rastatter. **Technical:** None.

SAN DIEGO STATE SCHEDULE/RESULTS

Record: 22-10 (Home: 13-2, Away: 4-7, Neutral: 5-1)
 Mountain West: 11-7 (Home: 8-1, Away: 3-6)

Date	SDSU		SDSU Result	W-L	Record	MW	Scorer	San Diego State High		
	NR	Opponent						Rebounder	Assists	Attendance
Nov. 10		SAN DIEGO CHRISTIAN	W 91-52	W1	1-0		Pope - 20	Mitchell - 8	Hemsley - 6	11,285
Nov. 14		at Arizona State	L 68-90	L1	1-1		Kell - 16	Kell - 10	Watson - 9	6,640
Nov. 17		MCNEESE	W 83-52	W1	2-1		Watson - 20	Pope - 9	Watson - 8	10,702
Nov. 20		EASTERN ILLINOIS	W 94-63	W2	3-1		Mitchell - 31	Pope - 11	Kell - 7	9,821
Nov. 23		vs. Sacramento State#	W 89-52	W3	4-1		Watson - 12	McDaniels - 13	Hemsley - 3	2,131
Nov. 24		vs. [--/rv] Georgia#	W 75-68	W4	5-1		Watson - 16	Kell - 9	Kell - 5	2,513
Nov. 26		vs. Washington State#	L 86-93	L1	5-2		Watson - 23	Mitchell - 9	Watson - 6	1,733
Nov. 30		at San Diego	W 66-57	W1	6-2		Watson - 26	Pope - 9	Pope, Rooks - 2	4,536
Dec. 3		BRADLEY	W 75-52	W2	7-2		McDaniels - 14	McDaniels - 12	Hemsley - 5	11,102
Dec. 9	--/rv	CALIFORNIA	L 62-63	L1	7-3		Pope - 20	Pope - 8	Mitchell - 6	11,381
Dec. 21		(12/15) GONZAGA	W 72-70	W1	8-3		McDaniels, Mitchell - 15	McDaniels - 10	Kell - 4	12,414 (c)
Dec. 27		at Wyoming*	L 69-82	L1	8-4	0-1	Pope - 21	McDaniels - 10	Watson - 4	4,823
Dec. 30		UTAH STATE*	W 79-59	W1	9-4	1-1	Watson - 15	McDaniels - 8	Hemsley - 4	12,414 (c)
Jan. 2		at Colorado State*	W 77-68	W2	10-4	2-1	McDaniels - 19	McDaniels - 10	Watson - 5	3,020
Jan. 9		SAN JOSE STATE*	W 85-49	W3	11-4	3-1	Montana, Pope - 17	McDaniels - 7	Kell - 7	11,761
Jan. 13		at [--/rv] Boise State*	L 80-83	L1	11-5	3-2	Watson - 19	Pope - 9	Watson - 8	10,874 (c)
Jan. 17		FRESNO STATE*	L 73-77	L2	11-6	3-3	Kell, McDaniels - 14	McDaniels - 13	Kell - 5	11,358
Jan. 20		at New Mexico* (:22)	L 75-79	L3	11-7	3-4	Pope, Watson - 14	Pope - 8	Watson - 7	11,418
Jan. 24		COLORADO STATE*	W 97-78	W1	12-7	4-4	Montana - 20	McDaniels - 6	Watson - 6	11,144
Jan. 27		at UNLV*	L 78-88	L1	12-8	4-5	Hemsley - 19	Mitchell, Pope - 8	Watson - 4	11,137
Feb. 3		AIR FORCE*	W 81-50	W1	13-8	5-5	McDaniels - 16	McDaniels - 13	Mitchell, Watson - 4	11,482
Feb. 6		at Fresno State*	L 61-79	L1	13-9	5-6	Mitchell - 16	Pope - 10	Mitchell, Montana - 2	6,128
Feb. 10		at (23/23) Nevada*	L 58-83	L2	13-10	5-7	Mitchell - 12	Pope - 13	Hemsley - 4	10,134
Feb. 14		WYOMING*	W 87-77	W1	14-10	6-7	Narain - 18	Pope - 9	Kell - 6	10,494
Feb. 17		UNLV*	W 94-56	W2	15-10	7-7	Mitchell - 21	McDaniels - 12	Kell - 6	11,180
Feb. 21		at Air Force*	W 67-56	W3	16-10	8-7	Mitchell - 17	McDaniels - 7	Kell - 8	1,868
Feb. 24		at San José State*	W 71-59	W4	17-10	9-7	McDaniels - 16	McDaniels - 10	Kell - 9	2,642
Feb. 27		(rv/--) BOISE STATE*	W 72-64	W5	18-10	10-7	McDaniels - 15	McDaniels - 10	Kell, Watson - 4	11,211
Mar. 3		(21/21) NEVADA*	W 79-74	W6	19-10	11-7	Kell - 17	McDaniels - 9	Kell - 9	12,414 (c)
Mar. 8		vs. [4] Fresno State`	W 64-52	W7	20-10		Kell - 16	Kell, McDaniels, Rooks - 7	Hemsley - 3	6,753
Mar. 9		vs. [1] (22/22) Nevada`	W 90-73	W8	21-10		Watson - 20	McDaniels - 12	Kell - 5	8,224
Mar. 10		vs. [3] New Mexico`	W 82-75	W9	22-10		Kell - 28	McDaniels, Pope - 5	Watson - 5	8,456
Mar. 15	rv/rv	vs. [6] (21/19) Houston^								

Caps denotes home game. # - Wooden Legacy (Titan Gym; Fullerton, Calif.). * - Mountain West Game. ` - Mountain West Men's Basketball Championship (Thomas & Mack Center; Las Vegas, Nevada). ^ - NCAA Men's Basketball Championship (Intrust Bank Arena; Wichita, Kan.). c - Capacity crowd. SDSU NR - San Diego State national ranking (Associated Press and USA Today coaches polls at game time). Time to the right of opponent name indicates time remaining on a game-winning shot.

Record/Attendance Summary

	G	W-L	Total	Average	High
Home	15	13-2	170,163	11,344	12,414 - three times
Mountain West	9	8-1	103,458	11,495	12,414 vs. No. 21/21 Nevada (Mar. 3), Utah State (Dec. 30)
Away	11	4-7	73,220	6,656	11,418 at New Mexico (Jan. 20)
Mountain West	9	3-6	62,044	6,894	11,418 at New Mexico (Jan. 20)
Neutral	6	5-1	29,810	4,968	8,456 vs. New Mexico (March 10)
Total	32	22-10	273,193	8,537	12,414 - three times
Mountain West	18	11-7	165,502	9,195	12,414 vs. No. 21/21 Nevada (Mar. 3), Utah State (Dec. 30)

Win/Loss Margin

	1	2	3	4	5	7	8	9	10	11	12	13	14	17	18	19	20	22	23	25	31	36	37	38	39	≈<3	≈<5	≈<10
Win		1			1	2	1	2	1	1	2			1		1	1		1		3	1	1	1	1	1	2	8
Loss	1		1	2		1			1			1			1			1		1						2	4	6

SEASON STATS

Record: 22-10 (Home: 13-2, Away: 4-7, Neutral: 5-1)

No.	Player	GP	GS	Min	Avg	TOTAL			3-PTS			FT			REBOUNDS				PF	FO	A	TO	Blk	Stl	Pts	Avg
						FG	FGA	Pct	3FG	FGA	Pct	FT	FTA	Pct	Off	Def	Tot	Avg								
21	POPE, Malik	31	31	808	26.1	164	315	.521	14	38	.368	58	81	.716	67	138	205	6.6	67	0	36	54	34	23	400	12.9
00	WATSON, Devin	32	32	1001	31.3	127	309	.411	47	122	.385	94	122	.770	16	67	83	2.6	46	0	122	59	0	31	395	12.3
11	MITCHELL, Matt	32	31	855	26.7	115	256	.449	49	136	.360	64	83	.771	23	106	129	4.0	79	3	56	66	8	36	343	10.7
05	MCDANIELS, Jalen	32	20	787	24.6	122	204	.598	3	17	.176	80	101	.792	72	167	239	7.5	73	1	28	34	18	27	327	10.2
03	KELL, Trey	27	26	759	28.1	94	241	.390	26	87	.299	68	92	.739	17	91	108	4.0	34	0	110	42	6	31	282	10.4
42	HEMSLEY, Jeremy	31	7	679	21.9	79	183	.432	21	77	.273	49	80	.613	6	47	53	1.7	55	0	67	54	4	19	228	7.4
10	MONTANA, Max	25	0	412	16.5	57	148	.385	40	110	.364	20	28	.714	19	56	75	3.0	46	1	20	17	4	8	174	7.0
24	NARAIN, Nolan	23	1	248	10.8	44	64	.688	4	11	.364	15	23	.652	21	25	46	2.0	37	0	7	18	3	5	107	4.7
20	SCHAKEL, Jordan	32	0	446	13.9	33	100	.330	27	78	.346	11	17	.647	17	50	67	2.1	65	1	18	9	3	12	104	3.3
45	ROOKS, Kameron	27	12	300	11.1	34	58	.586	0	0	.000	14	27	.519	44	50	94	3.5	35	0	7	12	21	6	82	3.0
31	GILL-CAESAR, Montagu	7	0	78	11.1	10	26	.385	4	13	.308	6	9	.667	4	11	15	2.1	5	0	4	9	1	2	30	4.3
04	SOHIKISH, Michael	11	0	27	2.5	3	9	.333	0	4	.000	2	4	.500	0	2	2	0.2	3	0	2	2	0	2	8	0.7
TEAM															49	41	90	2.8	0			6			0	
SAN DIEGO STATE		32				882	1,913	.461	235	693	.339	481	667	.721	355	851	1,206	37.7	545	6	477	382	102	202	2,480	77.5
OPPONENTS		32				773	1,849	.418	246	754	.326	381	525	.726	287	751	1,038	32.4	613	-	435	436	108	198	2,173	67.9

SCORE BY PERIODS:	1st	2nd	OT	2OT	Total
SAN DIEGO STATE	1,229	1,251			- 2,480
OPPONENTS	970	1,203			- 2,173

Mountain West: 11-7 (Home: 8-1, Away: 3-6)

No.	Player	GP	GS	Min	Avg	TOTAL			3-PTS			FT			REBOUNDS				PF	FO	A	TO	Blk	Stl	Pts	Avg
						FG	FGA	Pct	3FG	FGA	Pct	FT	FTA	Pct	Off	Def	Tot	Avg								
05	MCDANIELS, Jalen	18	17	504	28.0	86	137	.628	2	8	.250	52	64	.813	47	106	153	8.5	46	1	16	23	12	21	226	12.6
21	POPE, Malik	17	17	474	27.9	94	189	.497	6	22	.273	29	40	.725	46	73	119	7.0	39	0	21	34	20	11	223	13.1
00	WATSON, Devin	18	18	567	31.5	69	162	.426	31	67	.463	44	63	.698	10	31	41	2.3	26	0	73	33	0	12	213	11.8
11	MITCHELL, Matt	18	18	489	27.2	70	148	.473	25	70	.357	26	35	.743	12	52	64	3.6	51	2	32	33	5	22	191	10.6
10	MONTANA, Max	17	0	291	17.1	46	110	.418	33	82	.402	11	15	.733	13	44	57	3.4	33	1	18	12	3	4	136	8.0
42	HEMSLEY, Jeremy	17	3	362	21.3	45	97	.464	13	43	.302	18	35	.514	2	19	21	1.2	29	0	31	26	0	9	121	7.1
03	KELL, Trey	15	15	429	28.6	39	116	.336	11	44	.250	26	36	.722	10	48	58	3.9	18	0	72	22	3	20	115	7.7
20	SCHAKEL, Jordan	18	0	252	14.0	21	62	.339	19	49	.388	3	5	.600	13	22	35	1.9	42	1	11	4	2	8	64	3.6
24	NARAIN, Nolan	12	1	111	9.3	21	32	.656	3	7	.429	10	14	.714	4	14	18	1.5	15	0	3	7	2	1	55	4.6
45	ROOKS, Kameron	13	1	97	7.5	14	21	.667	0	0	.000	3	10	.300	13	14	27	2.1	13	0	1	3	9	3	31	2.4
31	GILL-CAESAR, Montagu	1	0	14	14.0	2	4	.500	2	4	.500	0	1	.000	1	1	2	2.0	2	0	0	2	0	0	6	6.0
04	SOHIKISH, Michael	4	0	10	2.5	1	5	.200	0	3	.000	0	0	.000	0	0	0	0.0	2	0	1	1	0	1	2	0.5
TEAM															25	25	50	2.8	0			3			0	
SAN DIEGO STATE		18				508	1,083	.469	145	399	.363	222	318	.698	196	449	645	35.8	316	5	279	203	56	112	1,383	76.8
OPPONENTS		18				443	1,005	.441	147	414	.355	228	316	.722	160	414	574	31.9	319	-	250	232	55	96	1,261	70.1

SCORE BY PERIODS:	1st	2nd	OT	2OT	Total
SAN DIEGO STATE	683	700			- 1,383
OPPONENTS	578	683			- 1,261

HOME/AWAY STATS

Home: 13-2

No.	Player	GP	GS	Min	Avg	TOTAL			3-PTS			REBOUNDS			PF	FO	A	TO	Blk	Stl	Pts	Avg				
						FG	FGA	Pct	3FG	FGA	Pct	FT	FTA	Pct									Off	Def	Tot	Avg
21	POPE, Malik	15	15	384	25.6	85	144	.590	9	20	.450	30	41	.732	27	67	94	6.3	24	0	19	23	13	12	209	13.9
05	MCDANIELS, Jalen	15	8	368	24.5	64	100	.640	1	10	.100	40	55	.727	36	83	119	7.9	29	1	17	14	10	16	169	11.3
00	WATSON, Devin	15	15	432	28.8	51	126	.405	15	45	.333	46	61	.754	4	33	37	2.5	21	0	55	30	0	11	163	10.9
11	MITCHELL, Matt	15	15	403	26.9	52	123	.423	23	65	.354	28	35	.800	7	49	56	3.7	28	1	36	25	6	25	155	10.3
03	KELL, Trey	13	12	343	26.4	40	91	.440	15	39	.385	34	46	.739	5	33	38	2.9	22	0	60	13	3	13	129	9.9
42	HEMSLEY, Jeremy	15	3	332	22.1	37	80	.463	10	36	.278	28	42	.667	2	20	22	1.5	26	0	43	28	2	14	112	7.5
10	MONTANA, Max	12	0	188	15.7	31	79	.392	21	60	.350	13	16	.813	7	33	40	3.3	19	0	10	7	2	4	96	8.0
24	NARAIN, Nolan	12	0	125	10.4	28	37	.757	3	5	.600	10	12	.833	10	14	24	2.0	15	0	6	7	1	2	69	5.8
20	SCHAKEL, Jordan	15	0	212	14.1	19	57	.333	15	43	.349	7	10	.700	13	19	32	2.1	29	0	11	3	1	7	60	4.0
45	ROOKS, Kameron	13	7	159	12.2	21	35	.600	0	0	.000	1	6	.167	22	25	47	3.6	14	0	3	6	15	4	43	3.3
31	GILL-CAESAR, Montagu	4	0	35	8.8	6	12	.500	0	4	.000	1	2	.500	2	4	6	1.5	2	0	3	2	0	1	13	3.3
04	SOHIKISH, Michael	8	0	19	2.4	2	7	.286	0	3	.000	2	4	.500	0	2	2	0.3	3	0	1	1	0	1	6	0.8
TEAM														20	19	39	2.6	0					3			0
SAN DIEGO STATE		15				436	891	.489	112	330	.339	240	330	.727	155	401	556	37.1	232	2	264	162	53	110	1,224	81.6
OPPONENTS		15				337	856	.394	100	338	.296	162	221	.733	136	335	471	31.4	295	-	188	228	53	97	936	62.4

SCORE BY PERIODS:	1st	2nd	OT	2OT	Total
SAN DIEGO STATE	600	624			- 1,224
OPPONENTS	425	511			- 936

Road/Neutral: 9-8 (Away: 4-7, Neutral: 5-1)

No.	Player	GP	GS	Min	Avg	TOTAL			3-PTS			REBOUNDS			PF	FO	A	TO	Blk	Stl	Pts	Avg				
						FG	FGA	Pct	3FG	FGA	Pct	FT	FTA	Pct									Off	Def	Tot	Avg
00	WATSON, Devin	17	17	569	33.5	76	183	.415	32	77	.416	48	61	.787	12	34	46	2.7	25	0	67	29	0	20	232	13.6
21	POPE, Malik	16	16	424	26.5	79	171	.462	5	18	.278	28	40	.700	40	71	111	6.9	43	0	17	31	21	11	191	11.9
11	MITCHELL, Matt	17	16	452	26.6	63	133	.474	26	71	.366	36	48	.750	16	57	73	4.3	51	2	20	41	2	11	188	11.1
05	MCDANIELS, Jalen	17	12	419	24.6	58	104	.558	2	7	.286	40	46	.870	36	84	120	7.1	44	0	11	20	8	11	158	9.3
03	KELL, Trey	14	14	416	29.7	54	150	.360	11	48	.229	34	46	.739	12	58	70	5.0	12	0	50	29	3	18	153	10.9
42	HEMSLEY, Jeremy	16	4	347	21.7	42	103	.408	11	41	.268	21	38	.553	4	27	31	1.9	29	0	24	26	2	5	116	7.3
10	MONTANA, Max	13	0	224	17.2	26	69	.377	19	50	.380	7	12	.583	12	23	35	2.7	27	1	10	10	2	4	78	6.0
20	SCHAKEL, Jordan	17	0	234	13.8	14	43	.326	12	35	.343	4	7	.571	4	31	35	2.1	36	1	7	6	2	5	44	2.6
45	ROOKS, Kameron	14	5	141	10.1	13	23	.565	0	0	.000	13	21	.619	22	25	47	3.4	21	0	4	6	6	2	39	2.8
24	NARAIN, Nolan	11	1	123	11.2	16	27	.593	1	6	.167	5	11	.455	11	11	22	2.0	22	0	1	11	2	3	38	3.5
31	GILL-CAESAR, Montagu	3	0	43	14.3	4	14	.286	4	9	.444	5	7	.714	2	7	9	3.0	3	0	1	7	1	1	17	5.7
04	SOHIKISH, Michael	3	0	8	2.7	1	2	.500	0	1	.000	0	0	.000	0	0	0	0.0	0	0	1	1	0	1	2	0.7
TEAM														29	22	51	3.0	0					3			0
SAN DIEGO STATE		17				446	1,022	.436	123	363	.339	241	337	.715	200	450	650	38.2	313	4	213	220	49	92	1,256	73.9
OPPONENTS		17				436	993	.439	146	416	.351	219	304	.720	151	416	567	33.4	318	-	247	208	55	101	1,237	72.8

SCORE BY PERIODS:	1st	2nd	OT	2OT	Total
SAN DIEGO STATE	629	627			- 1,256
OPPONENTS	545	692			- 1,237

WIN/LOSS STATS

Wins: 22

No.	Player	GP	GS	Min	Avg	TOTAL			3-PTS			REBOUNDS			PF	FO	A	TO	Blk	Stl	Pts	Avg						
						FG	FGA	Pct	3FG	FGA	Pct	FT	FTA	Pct									Off	Def	Tot	Avg		
00	WATSON, Devin	22	22	650	29.5	87	196	.444	30	77	.390	66	84	.786	6	47	53	2.4	28	0	76	36	0	24	270	12.3		
21	POPE, Malik	21	21	534	25.4	108	198	.545	8	21	.381	40	57	.702	36	93	129	6.1	39	0	29	34	24	16	264	12.6		
05	MCDANIELS, Jalen	22	13	535	24.3	88	145	.607	2	14	.143	63	80	.788	56	120	176	8.0	48	1	23	20	13	22	241	11.0		
11	MITCHELL, Matt	22	22	572	26.0	75	172	.436	35	94	.372	47	59	.797	11	74	85	3.9	40	2	38	44	7	27	232	10.5		
03	KELL, Trey	19	18	540	28.4	70	163	.429	17	59	.288	56	73	.767	9	65	74	3.9	25	0	88	25	2	19	213	11.2		
42	HEMSLEY, Jeremy	22	4	465	21.1	56	120	.467	16	51	.314	32	53	.604	4	35	39	1.8	42	0	50	39	4	18	160	7.3		
10	MONTANA, Max	17	0	259	15.2	40	100	.400	29	77	.377	18	23	.783	14	39	53	3.1	28	1	13	10	3	5	127	7.5		
24	NARAIN, Nolan	16	1	184	11.5	34	51	.667	4	9	.444	11	17	.647	14	20	34	2.1	23	0	6	14	1	5	83	5.2		
20	SCHAKEL, Jordan	22	0	322	14.6	24	78	.308	19	59	.322	11	17	.647	15	37	52	2.4	41	0	15	5	1	9	78	3.5		
45	ROOKS, Kameron	19	9	249	13.1	29	51	.569	0	0	.000	12	23	.522	38	44	82	4.3	27	0	6	11	20	4	70	3.7		
31	GILL-CAESAR, Montagu	6	0	64	10.7	8	22	.364	2	9	.222	6	8	.750	3	10	13	2.2	3	0	4	7	1	2	24	4.0		
04	SOHIKISH, Michael	10	0	26	2.6	3	8	.375	0	3	.000	2	4	.500	0	2	2	0.2	3	0	2	2	0	2	8	0.8		
TEAM														34	33	67	3.0	0					6					0
SAN DIEGO STATE		22				622	1,304	.477	162	473	.342	364	498	.731	240	619	859	39.0	347	4	350	253	76	153	1,770	80.5		
OPPONENTS		22				492	1,276	.386	157	529	.297	215	310	.694	201	496	697	31.7	446	-	281	323	81	138	1,356	61.6		

SCORE BY PERIODS:	1st	2nd	OT	2OT	Total
SAN DIEGO STATE	851	919			- 1,770
OPPONENTS	590	766			- 1,356

Losses: 10

No.	Player	GP	GS	Min	Avg	TOTAL			3-PTS			REBOUNDS			PF	FO	A	TO	Blk	Stl	Pts	Avg						
						FG	FGA	Pct	3FG	FGA	Pct	FT	FTA	Pct									Off	Def	Tot	Avg		
21	POPE, Malik	10	10	274	27.4	56	117	.479	6	17	.353	18	24	.750	31	45	76	7.6	28	0	7	20	10	7	136	13.6		
00	WATSON, Devin	10	10	351	35.1	40	113	.354	17	45	.378	28	38	.737	10	20	30	3.0	18	0	46	23	0	7	125	12.5		
11	MITCHELL, Matt	10	9	283	28.3	40	84	.476	14	42	.333	17	24	.708	12	32	44	4.4	39	1	18	22	1	9	111	11.1		
05	MCDANIELS, Jalen	10	7	252	25.2	34	59	.576	1	3	.333	17	21	.810	16	47	63	6.3	25	0	5	14	5	5	86	8.6		
03	KELL, Trey	8	8	219	27.4	24	78	.308	9	28	.321	12	19	.632	8	26	34	4.3	9	0	22	17	4	12	69	8.6		
42	HEMSLEY, Jeremy	9	3	214	23.8	23	63	.365	5	26	.192	17	27	.630	2	12	14	1.6	13	0	17	15	0	1	68	7.6		
10	MONTANA, Max	8	0	153	19.1	17	48	.354	11	33	.333	2	5	.400	5	17	22	2.8	18	0	7	7	1	3	47	5.9		
20	SCHAKEL, Jordan	10	0	124	12.4	9	22	.409	8	19	.421	0	0	.000	2	13	15	1.5	24	1	3	4	2	3	26	2.6		
24	NARAIN, Nolan	7	0	64	9.1	10	13	.769	0	2	.000	4	6	.667	7	5	12	1.7	14	0	1	4	2	0	24	3.4		
45	ROOKS, Kameron	8	3	51	6.4	5	7	.714	0	0	.000	2	4	.500	6	6	12	1.5	8	0	1	1	1	2	12	1.5		
31	GILL-CAESAR, Montagu	1	0	14	14.0	2	4	.500	2	4	.500	0	1	.000	1	1	2	2.0	2	0	0	2	0	0	6	6.0		
04	SOHIKISH, Michael	1	0	1	1.0	0	1	.000	0	1	.000	0	0	.000	0	0	0	0.0	0	0	0	0	0	0	0	0.0		
TEAM														15	8	23	2.3	0					0					0
SAN DIEGO STATE		10				260	609	.427	73	220	.332	117	169	.692	115	232	347	34.7	198	2	127	129	26	49	710	71.0		
OPPONENTS		10				281	573	.490	89	225	.396	166	215	.772	86	255	341	34.1	167	-	154	113	27	60	817	81.7		

SCORE BY PERIODS:	1st	2nd	OT	2OT	Total
SAN DIEGO STATE	378	332			- 710
OPPONENTS	380	437			- 817

2018 MOUNTAIN WEST TOURNAMENT

Record: 3-0 (Home: 0-0, Away: 0-1)

No.	Player	GP	GS	Min	Avg	TOTAL			3-PTS			REBOUNDS			PF	FO	A	TO	Blk	Stl	Pts	Avg				
						FG	FGA	Pct	3FG	FGA	Pct	FT	FTA	Pct									Off	Def	Tot	Avg
03	KELL, Trey	3	3	97	32.3	18	37	.486	3	11	.273	16	21	.762	0	14	14	4.7	2	0	8	5	0	4	55	18.3
21	POPE, Malik	3	3	79	26.3	16	26	.615	0	0	.000	10	12	.833	3	7	10	3.3	8	0	4	1	2	1	42	14.0
00	WATSON, Devin	3	3	92	30.7	12	27	.444	5	10	.500	9	10	.900	1	9	10	3.3	7	0	8	5	0	2	38	12.7
05	MCDANIELS, Jalen	3	3	74	24.7	12	20	.600	0	2	.000	8	10	.800	7	17	24	8.0	9	0	6	4	2	2	32	10.7
11	MITCHELL, Matt	3	3	80	26.7	9	19	.474	4	11	.364	6	9	.667	2	12	14	4.7	5	0	4	7	1	3	28	9.3
42	HEMSLEY, Jeremy	3	0	61	20.3	5	12	.417	2	6	.333	2	4	.500	1	5	6	2.0	8	0	4	8	2	2	14	4.7
45	ROOKS, Kameron	3	0	45	15.0	3	5	.600	0	0	.000	7	10	.700	7	8	15	5.0	8	0	1	3	2	0	13	4.3
10	MONTANA, Max	3	0	39	13.0	3	11	.273	2	7	.286	3	5	.600	3	3	6	2.0	3	0	1	2	1	0	11	3.7
20	SCHAKEL, Jordan	3	0	29	9.7	0	5	.000	0	4	.000	3	6	.500	0	5	5	1.7	6	0	1	0	0	0	3	1.0
24	NARAIN, Nolan	1	0	3	3.0	0	0	.000	0	0	.000	0	0	.000	0	0	0	0.0	0	0	0	1	0	0	0	0.0
04	SOHIKISH, Michael	1	0	1	1.0	0	0	.000	0	0	.000	0	0	.000	0	0	0	0.0	0	0	0	0	0	0	0	0.0
TEAM														2	4	6	2.0	0				2				0
SAN DIEGO STATE		3				78	162	.481	16	51	.314	64	87	.736	26	84	110	36.7	56	0	37	38	10	14	236	78.7
OPPONENTS		3				73	184	.397	18	67	.269	36	48	.750	28	60	88	29.3	68	-	35	36	9	19	200	66.7

SCORE BY PERIODS:	1st	2nd	OT	2OT	Total
SAN DIEGO STATE	123	113			- 236
OPPONENTS	389	111			- 200

VS. 2018 NCAA TOURNAMENT TEAMS

Record: 3-2 (Home: 2-0, Away: 0-2, Neutral: 1-0)

No.	Player	GP	GS	Min	Avg	TOTAL			3-PTS			REBOUNDS			PF	FO	A	TO	Blk	Stl	Pts	Avg				
						FG	FGA	Pct	3FG	FGA	Pct	FT	FTA	Pct									Off	Def	Tot	Avg
21	POPE, Malik	5	5	124	24.8	26	51	.510	5	10	.500	5	9	.556	12	21	33	6.6	14	0	7	11	1	5	62	12.4
03	KELL, Trey	4	3	118	29.5	17	41	.415	5	13	.385	19	24	.792	4	20	24	6.0	5	0	22	8	2	4	58	14.5
00	WATSON, Devin	5	5	168	33.6	18	57	.316	8	22	.364	11	16	.688	5	11	16	3.2	4	0	21	6	0	3	55	11.0
11	MITCHELL, Matt	5	4	133	26.6	16	43	.372	9	25	.360	10	13	.769	3	15	18	3.6	12	1	7	8	1	7	51	10.2
05	MCDANIELS, Jalen	5	2	113	22.6	18	32	.563	1	3	.333	13	16	.813	17	23	40	8.0	8	0	6	4	1	2	50	10.0
42	HEMSLEY, Jeremy	5	3	126	25.2	10	34	.294	5	17	.294	11	17	.647	0	7	7	1.4	11	0	11	10	0	2	36	7.2
10	MONTANA, Max	5	0	80	16.0	8	22	.364	6	16	.375	4	7	.571	2	10	12	2.4	9	0	3	3	1	3	26	5.2
45	ROOKS, Kameron	4	3	58	14.5	9	9	1.000	0	0	.000	0	0	.000	6	8	14	3.5	14	0	1	2	3	0	18	4.5
20	SCHAKEL, Jordan	5	0	46	9.2	2	10	.200	1	7	.143	2	4	.500	1	6	7	1.4	5	0	1	1	0	0	7	1.4
24	NARAIN, Nolan	4	0	32	8.0	2	4	.500	0	1	.000	0	0	.000	1	1	2	0.5	6	0	1	2	0	0	4	1.0
04	SOHIKISH, Michael	2	0	2	1.0	0	1	.000	0	1	.000	0	0	.000	0	0	0	0.0	0	0	0	0	0	0	0	0.0
TEAM														4	7	11	2.2	0				3				0
SAN DIEGO STATE		5				126	304	.414	40	115	.348	75	106	.708	55	129	184	36.8	88	1	80	58	9	26	367	73.4
OPPONENTS		5				140	307	.456	43	141	.305	67	91	.736	46	137	183	36.6	92	-	81	57	24	31	390	78.0

SCORE BY PERIODS:	1st	2nd	OT	2OT	Total
SAN DIEGO STATE	191	176			- 367
OPPONENTS	151	239			- 390

TEAM GAME-BY-GAME

Opponent	Site/Date	FG-FGA	Pct	3P-3PA	Pct	FT-FTA	Pct	Off-Def	Tot	PF	AT	TO	BS	ST	1st-2nd	Pts
at SDSU	H	32-57	.561	5-23	.217	22-31	.710	11-33	44	11	14	11	5	11	46-45	91
San Diego Christian	11/10	21-64	.328	7-32	.219	3-4	.750	8-19	27	22	16	15	1	7	24-28	52
SDSU	A	25-66	.379	8-21	.381	10-14	.714	10-26	36	20	18	15	2	4	40-28	68
at Arizona State	11/14	31-61	.508	8-25	.320	20-25	.800	8-34	42	17	18	12	5	9	34-56	90
at SDSU	H	33-67	.493	7-22	.318	10-15	.667	11-31	42	15	18	8	6	5	46-37	83
McNeese	11/17	20-64	.313	3-20	.150	9-12	.750	12-24	36	17	7	16	3	6	19-33	52
at SDSU	H	32-61	.525	13-25	.520	17-26	.654	11-30	41	9	21	13	4	7	40-54	94
Eastern Illinois	11/20	24-66	.364	9-30	.300	6-7	.857	12-23	35	21	13	18	4	7	25-38	63
SDSU	N	29-61	.475	10-25	.400	21-27	.778	18-32	50	21	13	20	1	9	49-40	89
vs. Sacramento State	11/23	19-53	.358	6-23	.261	8-18	.444	7-19	26	25	11	22	3	5	14-38	52
SDSU	N	25-73	.342	3-19	.158	22-27	.815	18-30	48	16	12	5	2	2	33-42	75
vs. (--/rv) Georgia	11/24	24-63	.381	8-24	.333	12-17	.706	11-33	44	22	12	12	6	3	34-34	68
SDSU	N	33-74	.446	8-30	.267	12-20	.600	18-26	44	21	16	13	3	7	43-43	86
vs. Washington State	11/26	29-62	.468	13-28	.464	22-25	.880	8-27	35	17	21	13	1	6	46-47	93
SDSU	A	21-45	.467	3-11	.273	21-28	.750	6-31	37	13	6	17	7	9	30-36	66
at San Diego	11/30	23-61	.377	7-30	.233	4-7	.571	8-23	31	20	15	11	4	11	22-35	57
at SDSU	H	24-54	.444	4-16	.250	23-29	.793	15-32	47	12	14	16	2	8	37-38	75
Bradley	12/3	19-58	.328	7-21	.333	7-10	.700	8-18	26	21	10	16	5	13	23-29	52
at (--/rv) SDSU	H	20-49	.408	6-28	.214	16-19	.842	4-20	24	19	15	14	3	6	34-28	62
California	12/9	22-49	.449	4-11	.364	15-19	.789	8-25	33	21	10	17	2	11	39-24	63
at SDSU	H	22-61	.361	7-23	.304	21-26	.808	11-27	38	16	14	9	1	8	25-47	72
(12/15) Gonzaga	12/21	25-59	.424	9-29	.310	11-17	.647	9-32	41	23	17	16	10	5	23-47	70
SDSU	A	25-61	.410	9-24	.375	10-15	.667	11-29	40	22	7	14	2	6	40-29	69
at Wyoming	12/27	27-59	.458	12-29	.414	16-22	.727	7-28	35	14	14	11	2	4	37-45	82
at SDSU	H	29-65	.446	8-23	.348	13-20	.650	12-24	36	12	14	10	2	7	43-36	79
Utah State	12/30	21-48	.438	9-24	.375	8-9	.889	4-23	27	19	10	19	6	3	29-30	59
SDSU	A	28-58	.483	9-20	.450	12-18	.667	15-30	45	16	15	16	3	8	34-43	77
at Colorado State	1/2	25-62	.403	8-19	.421	10-17	.588	13-19	32	20	12	11	5	10	31-37	68
at SDSU	H	35-66	.530	8-27	.296	7-9	.778	10-25	35	20	25	9	7	10	32-53	85
San José State	1/9	16-52	.308	1-11	.091	16-23	.696	13-22	35	12	4	18	1	6	23-26	49
SDSU	A	31-65	.477	8-23	.348	10-12	.833	11-17	28	17	15	8	2	5	34-46	80
at (--/rv) Boise State	1/13	28-51	.549	14-28	.500	13-16	.813	9-21	30	13	11	15	1	4	40-43	83
at SDSU	H	23-47	.489	3-9	.333	24-36	.667	6-23	29	20	12	10	3	6	40-33	73
Fresno State	1/17	27-56	.482	5-13	.385	18-22	.818	7-22	29	24	15	9	4	3	36-41	77
SDSU	A	27-61	.443	8-21	.381	13-15	.867	12-28	40	25	13	12	6	3	48-27	75
at New Mexico	1/20	24-58	.414	13-29	.448	18-25	.720	11-23	34	16	13	5	3	4	38-41	79
at SDSU	H	35-63	.556	13-30	.433	14-21	.667	10-18	28	12	25	9	0	9	47-50	97
Colorado State	1/24	29-60	.483	11-25	.440	9-11	.818	12-19	31	21	16	16	2	7	33-45	78
SDSU	H	30-68	.441	9-22	.409	9-15	.600	18-21	39	20	12	16	3	3	38-40	78
at UNLV	1/27	34-58	.586	4-14	.286	16-27	.593	8-25	33	14	18	12	4	9	38-50	88
at SDSU	H	28-54	.519	11-26	.423	14-17	.824	12-29	41	14	15	14	10	5	35-46	81
Air Force	2/3	20-61	.328	6-27	.222	4-9	.444	14-15	29	17	17	13	1	10	21-29	50
SDSU	A	25-56	.446	4-12	.333	7-13	.538	14-18	32	17	7	16	2	4	26-35	61
at Fresno State	2/6	31-59	.525	5-14	.357	12-14	.857	10-18	28	18	16	10	3	7	37-42	79
SDSU	A	21-62	.339	10-30	.333	6-10	.600	11-24	35	17	12	11	0	5	35-23	58
at (23/23) Nevada	2/10	28-60	.467	11-34	.324	16-20	.800	10-32	42	13	18	9	2	3	35-48	83
at SDSU	H	33-62	.532	8-18	.444	13-17	.765	12-30	42	24	22	13	2	5	53-34	87
Wyoming	2/14	24-58	.414	9-28	.321	20-28	.714	9-19	28	19	17	9	4	8	31-46	77
at SDSU	H	36-71	.507	11-26	.423	11-13	.846	11-30	41	12	22	9	4	9	48-46	94
UNLV	2/17	21-54	.389	4-16	.250	10-13	.769	5-25	30	15	11	19	6	3	28-28	56
SDSU	A	26-54	.481	6-20	.300	9-15	.600	5-28	33	12	13	10	2	7	26-41	67
at Air Force	2/21	21-53	.396	13-36	.361	1-2	.500	5-27	32	17	20	15	3	6	23-33	56

INDIVIDUAL GAME-BY-GAME (POINTS/REBS./ASTS.)

	0	2	3	4	5	10	11	20	21	24	31	42	45
	Devin	Adam	Trey	Michael	Jalen	Max	Matt	Jordan	Malik	Nolan	Montaque	Jeremy	Kameron
Opponent	Watson	Seiko	Kell	Sohikish	McDaniels	Montana	Mitchell	Schakel	Pope	Narain	Gill-Caesar	Hemsley	Rooks
SAN DIEGO CHRISTIAN	8/2/2	DND	9/1/1	4/1/0	2/5/2	9/4/0	6/8/2	7/3/0	20/6/0	9/7/1	3/0/0	10/1/6	4/3/0
at Arizona State	8/4/9	DND	16/10/4	0/0/0	0/1/0	15/2/1	3/2/1	2/3/0	14/8/0	4/1/0	CD	4/3/3	2/1/0
MCNEESE	20/4/8	DND	13/2/1	0/0/0	4/4/0	INJ	2/3/3	8/4/0	16/9/1	5/2/1	4/3/1	9/1/2	2/7/1
EASTERN ILLINOIS	10/2/3	DND	14/5/7	0/1/0	2/2/0	INJ	31/6/3	4/1/1	17/11/2	7/1/0	0/0/1	5/5/4	4/5/0
vs. Sacramento State#	12/1/2	DND	11/0/2	2/0/1	8/13/0	INJ	11/3/1	5/4/1	7/5/2	8/2/0	9/5/1	10/3/3	6/9/0
vs. (--/rv) Georgia#	16/4/4	DND	13/9/5	CD	11/8/0	INJ	13/2/0	3/3/1	9/7/1	0/0/0	CD	6/1/0	4/6/1
vs. Washington State#	23/4/6	DND	19/5/3	CD	2/1/0	INJ	12/9/1	6/7/2	4/1/0	10/7/0	CD	6/3/4	4/4/0
at San Diego	26/3/1	DND	INJ	CD	2/2/0	INJ	13/4/0	0/1/1	6/9/2	0/4/0	2/2/0	11/3/0	6/7/2
BRADLEY	9/3/2	DND	INJ	0/0/0	14/12/2	0/0/0	5/6/1	2/1/0	13/6/1	9/4/2	6/3/1	13/5/5	4/5/0
CALIFORNIA	2/4/1	DND	3/0/3	CD	9/4/1	2/3/0	13/3/6	0/0/0	20/8/1	0/0/0	CD	13/0/2	0/2/1
(12/15) GONZAGA	10/1/3	DND	14/4/4	CD	15/10/1	1/3/0	15/5/2	0/0/0	9/6/1	CD	INJ	6/1/3	2/3/0
at Wyoming*	13/1/4	DND	7/6/1	CD	6/10/1	0/2/0	11/6/1	3/0/0	21/9/0	CD	6/2/0	INJ	2/0/0
UTAH STATE*	15/3/1	DND	7/3/2	CD	13/8/1	14/2/1	2/3/2	2/2/0	13/7/2	CD		9/0/4	4/3/1
at Colorado State*	11/2/5	DND	11/6/4	CD	19/10/0	3/1/1	9/6/3	3/5/0	8/9/1	CD		13/1/1	0/1/0
SAN JOSÉ STATE*	15/4/6	DND	5/5/7	2/0/0	13/7/1	17/4/1	7/4/2	6/5/2	17/4/1	0/0/0		0/0/5	3/1/0
at (--/rv) Boise State*	19/4/8	DND	5/3/4	CD	16/5/1	3/0/0	13/4/0	6/0/0	18/9/2	CD		0/1/0	CD
FRESNO STATE*	11/1/3	DND	14/2/5	CD	14/13/1	CD	13/2/2	0/1/0	10/2/0	6/1/0		3/1/1	2/2/0
at New Mexico*	16/3/7	DNT	5/6/2	CD	13/7/0	8/6/3	7/2/1	6/1/0	16/8/0	2/1/0		2/2/0	0/0/0
COLORADO STATE*	11/3/6	DND	17/2/5	0/0/1	11/6/3	20/4/0	15/2/4	0/3/2	10/0/1	2/0/0		11/2/3	0/2/0
at UNLV*	9/4/4	DND	0/2/0	CD	9/6/0	11/3/0	11/8/3	3/1/1	14/8/2	CD		19/2/2	2/3/0
AIR FORCE*	13/3/4	DND	INJ	0/0/0	16/13/1	13/6/2	4/1/4	8/2/1	9/6/1	INJ		14/1/2	4/7/0
at Fresno State*	14/1/1	DND	INJ	CD	6/8/0	0/3/2	16/5/2	0/1/0	10/10/1	2/1/0		13/1/1	0/0/0
at (23/23) Nevada*	10/4/3	DND	INJ	CD	11/8/1	8/3/1	12/3/1	0/1/0	9/13/1	0/1/1		8/1/4	CD
WYOMING*	13/2/5	DND	6/4/6	CD	16/4/1	3/5/4	2/6/2	14/5/2	10/9/2	18/4/0		5/2/0	CD
UNLV*	6/0/3	DND	2/2/6	INJ	18/12/3	17/6/0	21/1/0	6/3/2	17/9/1	5/4/2		0/1/5	2/1/0
at Air Force*	7/1/1	DND	5/3/8	INJ	7/7/1	4/6/1	17/2/1	4/3/0	13/5/1	4/1/0		6/1/0	CD
at San José State*	10/0/4	DND	6/6/9	CD	16/10/1	15/3/0	12/3/1	0/0/0	WH	8/4/0		4/3/2	0/1/0
(rv/--) BOISE STATE*	13/3/4	DND	8/3/4	CD	15/10/0	0/1/1	11/3/3	0/0/0	12/6/1	8/1/0		5/1/1	CD
(21/21) NEVADA*	7/2/4	DND	17/5/9	CD	7/9/0	0/2/1	8/3/0	3/2/1	16/5/4	0/0/0		9/1/0	12/6/0
[5] vs. Fresno State (QF)`	6/2/1	DND	16/7/0	CD	9/7/0	3/0/0	10/5/1	0/0/1	12/4/2	CD		2/2/3	6/7/0
[1] (22/22) vs. Nevada (SF)`	20/5/2	DND	11/5/5	0/0/0	17/12/4	2/2/0	13/5/3	2/1/0	14/1/1	0/0/0		9/1/1	2/4/1
[3] vs. New Mexico (CH)`	12/3/5	DND	28/2/3	CD	6/5/2	6/4/1	5/4/0	4/0/0	16/5/1	CD		3/3/0	5/4/1
[6] (21/19) vs. Houston (R1)^													

Red indicates players started. CD – Did Not Play-Coach’s Decision. DND - Did Not Dress. DNT - Did Not Travel. INJ – Did Not Play-Injured. SUSP - Suspension. WH - Withheld From Competition. Caps denotes home game. # - Wooden Legacy (Titan Gym; Fullerton, Calif.). * – Mountain West Game. ` - Mountain West Men’s Basketball Championship (Thomas & Mack Center; Las Vegas, Nevada). ^ - NCAA Men’s Basketball Championship (Intrust Bank Arena; Wichita, Kan.).

STARTING LINEUPS

G/F	F	C	G	G	W-L	Record As SDSU Starter	Season	Career*
Mitchell	Pope	Rooks	Kell	Watson	5-2	Montaque Gill-Caesar		2-0
Kell	Pope	Rooks	Hemsley	Watson	0-1	Jeremy Hemsley	4-3	39-24
Mitchell	Pope	Rooks	Hemsley	Watson	3-0	Trey Kell	18-8	75-36
Mitchell	McDaniels	Pope	Kell	Watson	11-5	Jalen McDaniel	13-7	13-7
Mitchell	McDaniels	Pope	Hemsley	Watson	1-2	Matt Mitchell	22-9	22-9
Mitchell	McDaniels	Narain	Kell	Watson	1-0	Max Montana		5-5
Mitchell	Pope	Rooks	Kell	Watson	1-0	Nolan Narain	1-0	1-0
						Malik Pope	21-10	44-24
						Kameron Rooks	9-3	9-3
						Devin Watson	22-10	22-10

* Aztec career

INDIVIDUAL SUPERLATIVES

Category	San Diego State	Opponent
Points Scored	31 - Matt Mitchell vs. Eastern Illinois (11-20-17)	44 - Chandler Hutchinson, Boise State (1-13-18)
Field Goals	10 - Trey Kell vs. UNM, Malik Pope at Wyoming, Matt Mitchell vs. Eastern Illinois	15 - Chandler Hutchinson, Boise State (1-13-18)
Field Goals Attempted	22 - Malik Pope at Wyoming (12-27-17)	21 - Chandler Hutchinson, Boise State (1-13-18)
Highest FG Percentage (min. 5 made)	.857 (6-7) Mitchell at Air Force (2-11-18); McDaniels at New Mexico (1-20-18)	1.000 (7-7) - Nate Grimes, Fresno State (1-17-18); De'Quan Lake, ASU (11-14-17)
Highest FG Percentage (min. 10 made)	.714 (10-14) - Matt Mitchell vs. Eastern Illinois (11-20-17)	.769 (10-13) - Shakur Juiston, UNLV (1-27-18)
3-Point Field Goals Made	7 - Matt Mitchell vs. Eastern Illinois (11-20-17)	7 - Kendall Stephens, Nevada (2-10-18); Chandler Hutchinson, Boise State (1-13-18)
3-Point Field Goals Attempted	11 - Matt Mitchell vs. Eastern Illinois (11-20-17)	13 - Kendall Stephens, Nevada (2-10-18)
3-Point Field Goal Percentage (min. 4 made)	.800 (4-5) - Matt Mitchell at Air Force (2-21-18); Jordan Schakel vs. Wyoming (2-14-18)	.700 (7-10) - Chandler Hutchinson, Boise State (1-13-18)
3-Point Field Goal Percentage (min. 5 made)	.636 (7-11) - Matt Mitchell vs. Eastern Illinois (11-20-17)	.700 (7-10) - Chandler Hutchinson, Boise State (1-13-18)
Free Throws	10 - Jalen McDaniels at SJSU (2-24-18); Devin Watson at San Diego (11-30-17)	11 - Hayden Dalton, Wyoming (12-27-17)
Free Throws Attempted	11 - Devin Watson at San Diego (11-30-17)	15 - Chandler Hutchinson, Boise State (2-27-18)
Free Throw Percentage (min. 7 made)	1.000 (10-10) - Jalen McDaniels at San José State (2-24-18)	1.000 (8-8) - Yante Maten, Georgia (11-24-17); (7-7) Robert Franks, Wash. St. (11-26-17)
Free Throw Percentage (min. 10 made)	1.000 (10-10) - Jalen McDaniels at San José State (2-24-18)	.909 (10-11) - Jordan Caroline, Nevada (2-10-18)
Offensive Rebounds	7 - Malik Pope at Fresno State (2-6-18)	6 - Jordan Caroline, Nevada (2-10-18); Kingsley Okoroh, California (12-9-17)
Defensive Rebounds	10 - Jalen McDaniels vs. Air Force (2-3-18); vs. Fresno State (1-17-18)	12 - Hayden Dalton, Wyoming (12-27-17); Johnathan Williams, Gonzaga (12-21-17)
Total Rebounds	13 - Malik Pope at Nevada; Jalen McDaniels vs. AFA, vs. Fresno, vs. Sacramento State	15 - H. Dalton, Wyo. (12-27-17); J. Williams, Gonz. (12-21-17); R. White, Ariz. St. (11-14-17)
Assists	9 - Trey Kell vs. Nevada and at San José State; Devin Watson at ASU	9 - Lindsey Drew, Nevada (2-10-18)
Blocked Shots	4 - Malik Pope at New Mexico (1-20-18); at San Diego (11-30-17)	4 - Brandon McCoy, UNLV; Johnathan Williams, Gonzaga
Steals	5 - Devin Watson at San Diego (11-30-17)	4 - six times
Minutes Played	40 - Devin Watson at San Diego (11-30-17)	40 - Lindsey Drew, Nevada (2-10-18); Don Coleman, California (12-9-17)

TEAM SUPERLATIVES

SDSU High	SDSU Low	Category	Opponent High	Opponent Low
97 vs. Colorado State (1-24-18)	58 at Nevada (2-10-18)	Points Scored	93, vs. Washington State (11-26-17)	49, vs. San José State (1-9-18)
36 vs. UNLV (2-17-18)	20 vs. California (12-9-17)	Field Goals	34, at UNLV (1-27-18)	16, vs. San José State (1-9-18)
74 vs. Washington State (11-26-17)	45 at San Diego (11-30-17)	Field Goals Attempted	68, vs. Nevada (3-9-18)	48, vs. Boise St. (2-27-18); vs. Utah St. (12-30-17)
.561 vs. San Diego Christian (11-10-17)	.339 at Nevada (2-10-18)	FG Percentage	.586, at UNLV (1-27-18)	.308, vs. San José State (1-9-18)
13 vs. CSU (1-24-18); vs. Eastern Illinois (11-20-17)	1 vs. Boise State (2-27-18)	3-Point Field Goals Made	14, at Boise State (1-13-18)	1, vs. San José State (1-9-18)
34 at San José State (2-24-18)	9 vs. Fresno State (1-17-18)	3-Point Field Goals Attempted	36, at Air Force (2-21-18)	11, vs. San José St. (1-9-18); California (12-9-17)
.520 vs. Eastern Illinois (11-20-17)	.063 vs. Boise State (2-27-18)	3-Point Field Goal Percentage	.500, at Boise State (1-13-18)	.091, vs. San José State (1-9-18)
26 vs. Nevada (3-9-18)	6 at Nevada (2-10-18)	Free Throws Made	22, vs. Washington State (11-26-17)	1, at Air Force (2-21-18)
36 vs. Fresno State (1-17-18)	9 vs. San José State (1-9-18)	Free Throws Attempted	28, vs. Wyoming (2-14-18)	2, at Air Force (2-21-18)
.867 at New Mexico (1-20-18)	.538 at Fresno State (2-6-18)	Free Throw Percentage	.889, vs. Utah State (12-30-17)	.444, vs. Air Force, vs. Sacramento State
18 - four times	4 vs. California (12-9-17)	Offensive Rebounds	14, vs. Air Force (2-3-18)	4, vs. Utah State (12-30-17)
33 vs. San Diego Christian (11-10-17)	17 at Boise State (1-13-18)	Defensive Rebounds	34, at Arizona State (11-14-17)	15, vs. Air Force (2-3-18)
50 vs. Sacramento State (11-23-17)	24 vs. California (12-9-17)	Total Rebounds	44, vs. Georgia (11-24-17)	26, Bradley (12-3-17); vs. Sac State (11-23-17)
25 at New Mexico (1-20-18)	9 vs. Eastern Illinois (11-20-17)	Fouls	26, vs. Boise State (2-27-18)	12, vs. CSU (1-24-18); vs. San José State (1-9-18)
1 - six times	0 - 26 times	Fouled Out	3, Gonzaga (12-21-17)	0, 19 times
25 vs. CSU (1-24-18); vs. San José State (1-9-18)	6 at San Diego (11-30-17)	Assists	21, vs. Washington State (11-26-17)	4, vs. San José State (1-9-18)
20 vs. Sacramento State (11-23-17)	5 vs. Georgia (11-24-17)	Turnovers	22, vs. Sacramento State (11-23-17)	5 at New Mexico (1-20-18)
10 vs. Air Force (2-3-18)	0 vs. Boise State (2-27-18); at Nevada (2-10-18)	Blocked Shots	10, Gonzaga (12-21-17)	0, vs. Boise State (2-27-18)
11 vs. San Diego Christian (11-10-17)	2 vs. Georgia (11-24-17)	Steals	13, Bradley (12-3-17)	1, at San José State (2-24-18)
55 vs. Nevada (3-9-18)	23 (2nd) at Nevada (2-10-18)	Points/Half	56 (2nd), at Arizona State (11-14-17)	14 (1st), vs. Sacramento State (11-23-17)
.640 (2nd) at Air Force (2-21-18)	.281 (2nd) at Nevada; (1st) vs. Gonzaga	FG Percentage/Half	.667 (2nd), at Arizona State (11-14-17)	.231 (1st), vs. Sacramento State (11-23-17)
7 vs. Colorado State (1-24-18)	2 at Air Force (2-21-18); vs. SD Christian (11-10-17)	Double-Figure Scorers	5, vs. New Mexico (03-10-18), at Arizona St. (11-14-17)	1, vs. Air Force, vs. BU; vs. Sac State; vs. McNeese
+24 vs. Sacramento State (11-23-17)	-9 vs. California (12-9-17)	Rebound Margin	+9, California (12-9-17)	-24, vs. Sacramento State (11-23-17)
+35 vs. Sacramento State (11-23-17)	-11 at Fresno State (2-6-18)	Halftime Scoring Margin	+11, at Fresno State (2-6-18)	-35, vs. Sacramento State (11-23-17)

BIGGEST LEADS/TIME IN LEAD/SPECIALTY STATS

Date	Opponent	SDSU Result	SDSU Big		Opp Big	Ties	LC	SDSU in			Opp in		Paint		Off TOs		2nd Ch.		Bench	
			Lead	Lead				Lead	Lead	Tied	SD	Opp	SD	Opp	SD	Opp	SD	Opp		
Nov. 10	SAN DIEGO CHRISTIAN	W 91-52	41	0	0	0	!	39:45	0:00	0:15	50	20	17	12	17	1	44	14		
Nov. 14	at Arizona State	L 68-90	9	26	4	5	!	24:45	24:55	2:20	34	42	8	13	20	12	24	27		
Nov. 17	MCNEESE	W 83-52	33	0	0	0	!	39:17	0:00	0:43	48	24	14	9	13	18	30	18		
Nov. 20	EASTERN ILLINOIS	W 94-63	33	0	0	0	!	39:27	0:00	0:33	34	16	25	16	11	8	23	18		
Nov. 23	vs. Sacramento State#	W 89-52	47	0	0	0	!	39:15	0:00	0:18	30	20	26	15	8	8	42	22		
Nov. 24	vs. (-/rv) Georgia#	W 75-68	8	12	8	15	!	34:42	21:10	5:08	34	18	17	2	15	9	20	23		
Nov. 26	vs. Washington State#	L 86-93	9	7	12	14	!	20:11	14:14	5:34	42	24	11	14	18	7	24	29		
Nov. 30	at San Diego	W 66-57	14	3	1	5	!	35:37	2:05	2:18	18	14	8	14	2	2	4	11		
Dec. 3	BRADLEY	W 75-52	29	0	0	0	!	39:48	0:00	0:12	38	18	27	13	17	8	31	26		
Dec. 9	CALIFORNIA	L 62-63	4	14	3	4	!	3:28	34:19	2:13	24	30	13	19	4	8	24	16		
Dec. 21	(12/15) GONZAGA	W 72-70	12	0	0	0	!	38:25	0:00	1:35	28	32	14	8	11	7	30	16		
Dec. 27	at Wyoming*	L 69-82	5	19	3	9	!	14:31	24:45	0:44	24	26	8	14	9	8	11	9		
Dec. 30	UTAH STATE*	W 79-59	21	0	0	0	!	39:05	0:00	0:55	38	18	23	8	14	6	29	22		
Jan. 2	at Colorado State*	W 77-68	9	3	4	8	!	33:41	3:49	2:30	30	20	11	15	18	11	19	9		
Jan. 9	SAN JOSÉ STATE*	W 85-49	42	4	4	4	!	31:35	3:20	4:26	46	24	18	8	7	8	28	17		
Jan. 13	at (-/rv) Boise State*	L 80-83	4	11	3	11	!	5:39	32:03	2:18	38	24	14	5	13	6	9	0		
Jan. 17	FRESNO STATE*	L 73-77	10	6	9	13	!	20:23	11:03	8:33	36	40	6	8	8	12	11	19		
Jan. 20	at New Mexico*	L 75-79	13	5	2	6	!	32:28	3:32	4:00	34	18	5	9	10	8	18	21		
Jan. 24	COLORADO STATE*	W 97-78	27	0	2	0	!	38:50	0:00	1:10	34	26	20	9	18	13	33	27		
Jan. 27	at UNLV*	L 78-88	1	12	4	8	!	1:47	35:47	2:26	30	48	14	18	19	10	35	15		
Feb. 3	AIR FORCE*	W 81-50	24	0	2	0	!	39:40	0:00	0:20	28	10	17	18	19	13	25	29		
Feb. 6	at Fresno State*	L 61-79	3	23	1	9	!	8:45	29:59	1:16	40	42	12	21	16	12	2	23		
Feb. 10	at (23/23) Nevada*	L 58-83	4	25	6	10	!	7:26	27:16	5:18	18	26	8	9	8	19	8	10		
Feb. 14	WYOMING*	W 87-77	23	1	1	2	!	39:04	0:32	0:24	44	22	11	11	18	9	40	1		
Feb. 17	UNLV*	W 94-56	38	0	0	0	!	39:44	0:00	0:16	42	30	29	7	13	6	30	7		
Feb. 21	at Air Force*	W 67-56	17	4	3	4	!	36:16	1:56	1:48	34	14	18	11	6	0	18	20		
Feb. 24	at San Jose State*	W 71-59	17	1	0	2	!	38:51	0:16	0:53	16	20	26	16	5	8	19	15		
Feb. 27	(rv/-) BOISE STATE*	W 72-64	8	9																
Mar. 3	(21/21) NEVADA*	W 79-74	11	10	5	2	!	26:55	9:53	3:11	36	34	8	11	12	9	19	0		
Mar. 8	vs. [4] Fresno State`	W 64-52	14	2	5	6	!	35:16	1:40	3:04	36	30	17	2	4	7	11	4		
Mar. 9	vs. [1] (22/22) Nevada'	W 90-73	34	3	1	1	!	38:15	0:42	1:03	36	38	18	19	20	17	15	14		
Mar. 10	vs. [3] New Mexico'	W 82-75	7	8	6	11	!	24:19	13:14	2:27	38	30	8	12	12	11	15	32		
Mar. 15	vs. [6] (21/19) Houston^																			

Caps denotes home game. Red denotes loss. # - Wooden Legacy (Titan Gym; Fullerton, Calif.). * - Mountain West Game. ` - Mountain West Men's Basketball Championship (Thomas & Mack Center; Las Vegas, Nevada). ^ - NCAA Men's Basketball Championship (Intrust Bank Arena; Wichita, Kan.). ! - indicates San Diego State did not trail in the second half of a victory.

LEADS AND DEFICITS

SEASON

MOUNTAIN WEST GAME

SDSU Biggest Halfime Lead	30 vs. No. 22/22 Nevada (3-9-18)	22 vs. Wyoming (2-14-18)
SDSU Biggest Halfime Lead Lost	10 at New Mexico (1-20-18)	10 at New Mexico (1-20-18)
SDSU Biggest Halfime Lead Lost in a Loss	10 at New Mexico (1-20-18)	10 at New Mexico (1-20-18)
SDSU Biggest Halfime Deficit	11 at Fresno State (2-6-18)	11 at Fresno State (2-6-18)
SDSU Biggest Halfime Deficit Overcome	6 at Boise State (1-13-18)	6 at Boise State (1-13-18)
SDSU Biggest Halfime Deficit Overcome for Victory	1 vs. Georgia (11-24-17)	none
SDSU Biggest Lead	47 vs. Sacramento State (11-23-17)	42 vs. San José State (1-9-18)
SDSU Biggest Lead Lost	13 at New Mexico (1-20-18)	13 at New Mexico (1-20-18)
SDSU Biggest Lead Lost in a Loss	13 at New Mexico (1-20-18)	13 at New Mexico (1-20-18)
SDSU Biggest Deficit	26 at Arizona State (11-14-17)	25 at Nevada (2-10-18)
SDSU Biggest Deficit Overcome	14 vs. California (12-9-17)	11 at UNLV (1-27-18), at Boise State (1-13-18)
SDSU Biggest Deficit Overcome in a Victory	12 vs. Georgia (11-24-17)	10 vs. No. 21/21 Nevada (3-3-18)

BIGGEST RUN/STARTERS, POINTS, MINUTES BY CLASS

Date	Opponent	SDSU Result	Biggest Run			Starters By Class (Sr.-Jr.-So.Fr.)	Points By Class				Minutes By Class			
			SDSU	Opp.	Opp.		Sr.	Jr.	So.	Fr.	Sr.	Jr.	So.	Fr.
Nov. 10	SAN DIEGO CHRISTIAN	W	91-52	14	5	3-1-0-1	33	34	9	15	51	77	19	53
Nov. 14	at Arizona State	L	68-90	8	12	3-1-0-1	32	27	4	5	68	84	14	34
Nov. 17	MCNEESE	W	83-52	17	9	3-1-0-1	31	33	5	14	70	60	15	55
Nov. 20	EASTERN ILLINOIS	W	94-63	14	6	3-1-0-1	35	15	7	37	76	58	7	59
Nov. 23	vs. Sacramento State#	W	89-52	12	6	3-1-0-1	24	37	8	24	42	63	24	71
Nov. 24	vs. [-/rv] Georgia#	W	75-68	11	7	3-1-0-1	26	22	0	27	77	54	1	68
Nov. 26	vs. Washington State#	L	86-93	9	8	3-1-0-1	27	29	10	20	59	55	18	68
Nov. 30	at San Diego	W	66-57	6	6	2-2-0-1	12	39	0	15	49	83	16	52
Dec. 3	BRADLEY	W	75-52	11	8	2-2-0-1	17	28	9	21	35	82	15	68
Dec. 9	CALIFORNIA	L	62-63	9	10	3-1-0-1	23	17	0	22	62	77	1	60
Dec. 21	[12/15] GONZAGA	W	72-70	11	8	2-2-0-1	25	16	0	31	57	71	0	72
Dec. 27	at Wyoming*	L	69-82	6	10	2-1-0-2	30	19	0	20	74	57	0	69
Dec. 30	UTAH STATE*	W	79-59	10	5	2-1-0-2	24	38	0	17	67	67	0	66
Jan. 2	at Colorado State*	W	77-68	7	10	2-1-0-2	19	27	0	31	63	67	0	70
Jan. 9	SAN JOSÉ STATE*	W	85-49	16	6	2-1-0-2	25	34	0	26	69	59	4	68
Jan. 13	at [-/rv] Boise State*	L	80-83	9	7	2-1-0-2	23	22	0	35	64	60	0	76
Jan. 17	FRESNO STATE*	L	73-77	9	7	2-1-0-2	26	14	6	27	61	53	12	74
Jan. 20	at New Mexico*	L	75-79	8	9	2-1-0-2	21	26	2	26	63	69	2	66
Jan. 24	COLORADO STATE*	W	97-78	11	6	2-1-0-2	27	42	2	26	57	71	4	68
Jan. 27	at UNLV*	L	78-88	9	7	2-1-0-2	16	39	0	23	38	91	0	71
Feb. 3	AIR FORCE*	W	81-50	10	6	1-2-0-2	13	40	0	28	40	82	0	78
Feb. 6	at Fresno State*	L	61-79	5	10	1-2-0-2	10	27	2	22	26	93	6	75
Feb. 10	at [23/23] Nevada*	L	58-83	8	10	1-2-0-2	9	26	0	23	29	94	11	66
Feb. 14	WYOMING*	W	87-77	12	7	2-1-0-2	16	21	18	32	49	76	18	57
Feb. 17	UNLV*	W	94-56	12	6	2-1-0-2	21	23	5	45	55	61	11	73
Feb. 21	at Air Force*	W	67-56	11	7	2-1-0-2	18	17	4	28	57	65	10	68
Feb. 24	at San Jose State*	W	71-59	8	7	1-1-1-2	6	29	8	28	39	75	18	68
Feb. 27	[rv/-] BOISE STATE*	W	72-64	7		2-1-0-2	20	18	8	26	58	54	11	77
Mar. 3	[21/21] NEVADA*	W	79-74	12	13	3-1-0-1	45	16	0	18	79	62	4	55
Mar. 8	vs. (4) Fresno State`	W	64-52	8	7	2-1-0-2	34	11	0	19	80	53	0	67
Mar. 9	vs. [1] (22/22) Nevada'	W	90-73	13	8	2-1-0-2	27	31	0	32	67	61	3	69
Mar. 10	vs. [3] New Mexico'	W	82-75	9	6	2-1-0-2	49	21	0	12	74	75	0	51
Mar. 15	vs. [6] (21/19) Houston^													

Caps denotes home game. Red denotes loss. # - Wooden Legacy (Titan Gym; Fullerton, Calif.). * - Mountain West Game. ` - Mountain West Men's Basketball Championship (Thomas & Mack Center; Las Vegas, Nevada). ^ - NCAA Men's Basketball Championship (Intrust Bank Arena; Wichita, Kan.). ! - indicates San Diego State did not trail in the second half of a victory.

Date	Opponent	Run	Prior	After
Nov. 20	McNeese	17	20-13	37-13
Jan. 9	San Jose State	16	32-25	48-25
Nov. 17	McNeese	14	12-8	26-8
Nov. 10	San Diego Christian	14	71-44	85-44
Nov. 10	San Diego Christian	*14	0-0	14-0
Mar. 9	vs. (22/22) Nevada	13	42-21	55-21
Mar. 3	Nevada	12	24-34	36-34
Feb. 17	UNLV	12	32-21	44-21
Feb. 14	Wyoming	12	25-21	37-21
Nov. 23	vs. Sacramento State	*12	0-0	12-0
Feb. 21	at Air Force	11	23-23	34-23
Jan. 24	Colorado State	11	36-31	47-31
Dec. 21	Gonzaga	*11	0-0	11-0
Dec. 3	Bradley	11	11-3	22-3
Nov. 24	vs. Georgia	11	20-27	31-27
Nov. 17	McNeese	11	65-45	76-45
Nov. 10	San Diego Christian	11	46-27	57-27
Feb. 3	Air Force	10	51-32	61-32
Dec. 30	Utah State	10	60-49	70-49
Dec. 3	Bradley	10	56-37	66-37

Date	Opponent	Run	Prior	After
Mar. 3	Nevada	15	15-9	15-24
Nov. 14	at Arizona State	12	52-64	52-76
Feb. 10	at Nevada	10	20-16	20-26
Feb. 6	at Fresno State	10	20-20	20-30
Jan. 2	at Colorado State	10	7-0	7-10
Dec. 27	at Wyoming	10	50-46	50-56
Dec. 9	California	+10	34-38	34-48
Nov. 14	at Arizona State	10	50-54	50-64

* - indicates run opened game, + - indicates run overlapped halftime.

MISCELLANEOUS STATISTICS

SEASON	Team Leader -----			Games With -----					Double-Doubles	
	Points	Rebounds	Assists	10+ Pts	20+Pts	30+Pts	10+Rebs	10+Ast	Point/Reb.	Point/Ast.
Montaque Gill-Caesar										
Jeremy Hemsley	1		6	10						
Trey Kell	5	3	12	13	1		1		1	
Jalen McDaniels	7	18		17					9	
Matt Mitchell	6	3	3	20	2	1				
Max Montana	2		1	8	1					
Nolan Narain	1			2						
Malik Pope	5	11	1	23	3		3		2	
Kameron Rooks		1	1	1						
Jordan Schakel				1						
Adam Seiko										
Michael Sohikish										
Devin Watson	9		12	23	4					

CAREER	Team Leader -----			Games With -----					Double-Doubles	
	Points	Rebounds	Assists	10+ Pts	20+Pts	30+Pts	10+Rebs	10+Ast	Point/Reb.	Point/Ast.
Montaque Gill-Caesar		1		17	1					
Jeremy Hemsley	27		31	57	9	1				
Trey Kell	33	11	42	72	8		3		2	
Jalen McDaniels	7	18		17			11		9	
Matt Mitchell	6	3	3	20	2	1				
Max Montana	3	6	1	19	2					
Nolan Narain	1			2						
Malik Pope	19	33	10	52	6		9		9	
Kameron Rooks		1	1	5			3		1	
Jordan Schakel				1						
Adam Seiko										
Michael Sohikish										
Devin Watson	9		12	65	23	3				

DUNKS	SEASON	GM. HIGH
Malik Pope	33	4
Jalen McDaniels	32	5
Matt Mitchell	5	2
Nolan Narain	3	1
Trey Kell	2	1
Max Montana	1	1
TOTAL	76	8

TOP SCORING PERFORMANCES

- 31, Matt Mitchell vs. Eastern Illinois (11-20-17)
- 28, Trey Kell vs. New Mexico (3-10-18)
- 26, Devin Watson at San Diego (11-30-17)
- 23, Devin Watson vs. Washington State (11-26-17)
- 21, Matt Mitchell vs. UNLV* (2-17-18)
- 21, Malik Pope at Wyoming* (12-27-17)
- 20, Devin Watson vs. Nevada* (3-9-18)
- 20, Max Montana vs. Colorado State* (1-24-18)
- 20, Malik Pope vs. California (12-9-17)
- 20, Devin Watson vs. McNeese (11-17-17)
- 20, Malik Pope vs. San Diego Christian (11-10-17)
- 19, Jeremy Hemsley at UNLV* (1-27-18)
- 19, Devin Watson at Boise State* (1-13-18)
- 19, Jalen McDaniels at Colorado State* (1-2-18)
- 19, Trey Kell vs. Washington State (11-26-17)
- 18, Jalen McDaniels vs. UNLV* (2-17-18)
- 18, Nolan Narain vs. Wyoming* (2-14-18)
- 18, Malik Pope at Boise State* (1-13-18)

TOP REBOUNDING PERFORMANCES

- 13, Malik Pope at Nevada* (2-10-18)
- 13, Jalen McDaniels vs. Air Force* (2-3-18)
- 13, Jalen McDaniels vs. Fresno State* (1-17-18)
- 13, Jalen McDaniels vs. Sacramento State (11-24-17)

- 12, Jalen McDaniels vs. Nevada* (3-9-18)
- 12, Jalen McDaniels vs. UNLV* (2-17-18)
- 12, Jalen McDaniels vs. Bradley (12-3-17)
- 11, Malik Pope vs. Eastern Illinois (11-20-17)
- 10, Jalen McDaniels vs. Boise State* (2-27-18)
- 10, Jalen McDaniels at San José State* (2-24-18)
- 10, Malik Pope at Fresno State* (2-6-18)
- 10, Jalen McDaniels at Wyoming* (12-27-17)
- 10, Jalen McDaniels vs. Gonzaga (12-21-17)
- 10, Trey Kell at Arizona State (11-14-17)
- 10, Jalen McDaniels at Colorado State* (1-2-18)

TOP ASSIST PERFORMANCES

- 9, Trey Kell vs. Nevada* (3-3-18)
- 9, Trey Kell at San José State* (2-24-18)
- 9, Devin Watson at Arizona State (11-14-17)
- 8, Trey Kell at Air Force* (2-21-18)
- 8, Devin Watson at Boise State* (1-13-18)
- 8, Devin Watson vs. McNeese (11-17-17)
- 7, Devin Watson at New Mexico* (1-20-18)
- 7, Trey Kell vs. San José State* (1-9-18)
- 7, Trey Kell vs. Eastern Illinois (11-20-17)
- 6, Trey Kell vs. UNLV* (2-17-18)
- 6, Trey Kell vs. Wyoming* (2-14-18)
- 6, Devin Watson vs. Colorado State* (1-24-18)
- 6, Devin Watson vs. San José State* (1-9-18)
- 6, Matt Mitchell vs. California (12-9-17)
- 6, Devin Watson vs. Washington State (11-26-17)
- 6, Jeremy Hemsley vs. San Diego Christian (11-10-17)

TOP 3-POINT FG PERFORMANCES

- 7, Matt Mitchell vs. Eastern Illinois (11-20-17)
- 5, Max Montana at San José State* (2-24-18)
- 5, Max Montana vs. UNLV* (2-17-18)

- 5, Max Montana vs. Colorado State* (1-24-18)
- 4, Devin Watson vs. Nevada* (3-9-18)
- 4, Matt Mitchell at Air Force* (2-21-18)
- 4, Jordan Schakel vs. Wyoming* (2-14-18)
- 4, Devin Watson at Boise State* (1-13-18)
- 4, Max Montana at Arizona State (11-14-17)

TOP STEALS

- 5, Devin Watson at San Diego (11-30-17)
- 4, Jalen McDaniels vs. San José State* (1-9-18)
- 4, Trey Kell vs. Washington State (11-26-17)
- 3, Matt Mitchell vs. Nevada* (3-9-18)
- 3, Matt Mitchell vs. Boise State* (2-27-18)
- 3, Trey Kell at San José State* (2-24-18)
- 3, Matt Mitchell vs. UNLV* (2-17-18)
- 3, Jalen McDaniels vs. Colorado State* (1-24-18)
- 3, Devin Watson vs. Sacramento State (11-23-17)
- 3, Matt Mitchell vs. Eastern Illinois (11-20-17)
- 3, Malik Pope at Arizona State (11-14-17)
- 3, Jeremy Hemsley vs. San Diego Christian (11-10-17)
- 3, Devin Watson vs. San Diego Christian (11-10-17)

GAMES MISSED

Max Montana	5
Trey Kell	5
Michael Sohikish	2
Montaque Gill-Caesar	1
Jeremy Hemsley	1
Nolan Narain	1
Malik Pope	1
TOTAL	16

* - conference game. * - conference tournament game.

SEASON/CAREER HIGHS

#0 • DEVIN WATSON

	Season	Career
Points	26 at San Diego, 11-30-17	33 - two times
Rebounds	5 vs. Nevada* (3-9-18)	8 vs. Coppin State, 12-18-15
Assists	9 at Arizona State, 11-14-17	9 at Arizona State, 11-14-17
Steals	5 at San Diego, 11-30-17	6 at Florida Gulf Coast, 11-25-14
Blocked Shots		
Minutes	40 at San Diego, 11-30-17	42 - two times
10+ Scoring Games	23 times (16-7)	64 times
20+ Scoring Games	4 times (3-1)	21 times
30+ Scoring Games		3 times

#2 • ADAM SEIKO

	Season/Career
Points	
Rebounds	
Assists	
Steals	
Blocked Shots	
Minutes	

#3 • TREY KELL

	Season	Career
Points	28 vs. New Mexico, 3-10-18	28 vs. New Mexico, 3-10-18
Rebounds	10 at Arizona State, 11-14-17	12 vs. Air Force*, 3-1-17
Assists	9 - two times	9 - two times
Steals	4 vs. Washington State, 11-26-17	5 - two times
Blocked Shots	1 - six times	2 - three times
Minutes	39 at San José State*, 2-24-18	39 at San José State*, 2-24-18
10+ Scoring Games	14 times (11-3)	70 times (53-17)
20+ Scoring Games	1 times (1-0)	8 times (7-1)

#4 • MICHAEL SOHIKISH

	Season/Career
Points	4 vs. San Diego Christian, 11-10-17
Rebounds	1 vs. San Diego Christian, 11-10-17
Assists	1 - two times
Steals	1 - two times
Blocked Shots	
Minutes	6 vs. Sacramento State, 11-23-17

#5 • JALEN MCDANIELS

	Season/Career
Points	19 at Colorado State*, 1-2-18
Rebounds	13 - three times
Assists	4 vs. Nevada* (3-9-18)
Steals	4 vs. San José State*, 1-9-18
Blocked Shots	3 at San José State*, 2-24-18
Minutes	36 - two times
10+ Scoring Games	17 times (13-4)
10+ Rebounding Games	11 times (9-2)
Double-Doubles	9 times (8-1)

#10 • MAX MONTANA

	Season	Career
Points	20 vs. Colorado State*, 1-24-18	21 vs. Boise State*, 3-9-17
Rebounds	6 - three times	9 - two times
Assists	4 vs. Wyoming*, 2-14-18	4 vs. Wyoming*, 2-14-18
Steals	2 vs. San Diego Christian, 11-10-17	3 at UNLV*, 1-17-17
Blocked Shots	1 - three times	1 - 12 times
Minutes	24 - two times	34 at Boise State*, 1-7-17
10+ Scoring Games	7 times (6-1)	17 times

#11 • MATT MITCHELL

	Season/Career
Points	31 vs. Eastern Illinois, 11-20-17
Rebounds	9 vs. Washington State, 11-26-17
Assists	6 vs. California, 12-9-17
Steals	3 - three times
Blocked Shots	3 vs. Air Force*, 2-3-18
Minutes	36 vs. Gonzaga, 12-21-17
10+ Scoring Games	20 times (12-8)
20+ Scoring Games	1 time (1-0)

#20 • JORDAN SCHAKEL

	Season/Career
Points	14 vs. Wyoming*, 2-14-18
Rebounds	7 vs. Washington State, 11-26-17
Assists	2 - five times
Steals	2 vs. San José State*, 1-9-18
Blocked Shots	1 - three times
Minutes	26 vs. Washington State, 11-26-17
10+ Scoring Games	1 time (1-0)

#21 • MALIK POPE

	Season	Career
Points	21 at Wyoming*, 12-27-17	22 - two times
Rebounds	13 at Nevada*, 2-10-18	13 at Nevada*, 2-10-18
Assists	4 vs. Nevada*, 3-3-18	5 vs. UNLV*, 3-5-16
Steals	3 at Arizona State, 11-14-17	4 vs. Wyoming*, 1-31-17
Blocked Shots	4 - two times	4 - two times
Minutes	36 vs. California, 12-9-17	37 at New Mexico*, 3-1-16
10+ Scoring Games	23 times (15-8)	52 times (36-16)
20+ Scoring Games	3 times (1-2)	6 times (3-3)
Double-Doubles	2 times (1-1)	9 times (7-2)

#24 • NOLAN NARAIN

	Season	Career
Points	18 vs. Wyoming*, 2-14-18	18 vs. Wyoming*, 2-14-18
Rebounds	7 - two times	7 - two times
Assists	2 - two times	2 - two times
Steals	2 vs. Bradley, 12-3-17	2 vs. Bradley, 12-3-17
Blocked Shots	1 - three times	1 - three times
Minutes	24 vs. Sacramento State, 11-23-17	24 vs. Sacramento State, 11-23-17
10+ Scoring Games	2 times (1-1)	2 times (1-1)

#42 • JEREMY HEMSLEY

	Season	Career
Points	19 at UNLV*, 1-27-18	30 at Nevada*, 1-4-17
Rebounds	5 - two times	7 vs. San José State*, 1-10-17
Assists	6 vs. San Diego Christian, 11-10-17	9 vs. Savannah State, 11-28-16
Steals	3 vs. San Diego Christian, 11-10-17	4 at Wyoming*, 2-24-16
Blocked Shots	2 vs. Fresno State* (3-8-18)	2 - five times
Minutes	32 - four times	38 vs. New Mexico*, 2-6-16
10+ Scoring Games	10 times (7-3)	56 times (38-18)
20+ Scoring Games	9 times (7-2)	9 times (7-2)
30+ Scoring Games		1 time (0-1)

#45 • KAMERON ROOKS

	Season	Career
Points	12 vs. Nevada*, 3-3-18	15 vs. UC Irvine, 11-16-16
Rebounds	9 vs. Sacramento State, 11-23-17	14 at Washington, 2-18-16
Assists	2 at San Diego, 11-30-17	2 - three times
Steals	2 vs. McNeese, 11-17-17	2 - two times
Blocked Shots	3 - two times	4 - two times
Minutes	20 vs. McNeese, 11-17-17	34 vs. UC Irvine, 11-16-16
10+ Scoring Games	1 time (1-0)	5 times
10+ Rebounding Games		3 times
Double-Doubles		1 times

MISCELLANEOUS STATISTICS

San Diego State's Record When...

Category	2017-18 Season	Since 1999-2000	SDSU Streak	Note
Home	13-2	241-63	Won 6	SDSU is 69-11 in its last 80 home games and 45-6 in its last 51 MW home games (since Jan. 26, 2013)
Away	4-7	108-122	Won 2	SDSU is 59-36 in its last 95 road games; Aztecs are 58-28 in last 86 road games vs. non-AP top 25 teams
Neutral	5-1	60-33	Won 3	Aztecs have won 38 of the last 56 games at neutral sites (38-18); Won last two meetings with AP Top 25 teams
Scoring First	18-5		Won 7	SDSU is 135-39 in its last 174 games in which it has scored first
Opponent Scores First	4-5		Won 2	SDSU is 75-31 in its last 106 games in which the opponent has scored first
Leading at Half	21-4	322-55	Won 11	SDSU is 83-12 in its last 95 games when ahead at half; 87-5 in last 92 at home when leading at half
Trailing at Half	1-4	70-156	Lost 4	SDSU is 6-15 the last 21 times trailing at the half and 32-44 since the start of '10-11
Tied at Half	0-2	16-8	Lost 2	SDSU is 7-5 in last 12 games that have been tied at half
Leading with 5:00 Left	21-4		Won 11	Won 274 of last 283; 164-game winning streak snapped vs. Boise State (2-27-16); Last loss before 164-game winning streak: at Wyoming (1-9-10)
Trailing with 5:00 Left	0-6		Lost 17	SDSU is 7-49 in its last 56; Last win: vs. Utah State (3-10-16)
Tied with 5:00 Left	1-0		Won 1	SDSU is 4-3 in last seven outings
In Overtime		22-14	Won 3	SDSU is 21-2 in its last 23 in OT; Last loss: at Cincinnati (12-17-14); Won last seven OT home games
SDSU Outrebounds Opp.	17-5	301-91	Won 7	SDSU is 48-12 in its last 60 and 158-31 in its last 189 games. Last loss: at Fresno State (2-6-18)
SDSU is Outrebounded	4-4	95-119	Won 2	SDSU is 44-34 in its last 78 games when outrebounded; Last win: vs. Boise State (2-27-18)
SDSU Commits Fewer TOs	15-2	243-69	Won 7	SDSU is 60-9 in its last 69 when committing fewer turnovers. Last loss: at Boise State (1-13-18)
Opp. Commits Fewer TOs	5-7	136-133	Won 2	SDSU is 68-41 in its last 109 games when committing more turnovers; Last win: vs. Nevada (3-9-18)
SDSU More FT Attempts	18-1	301-76	Won 8	SDSU is 156-26 in its last 182 games in the category. Last loss: vs. Fresno State (1-17-18)
Opp. More FT Attempts	2-8	92-135	Won 1	SDSU is 45-39 in its last 84 games in this category. Last win: vs. Wyoming (2-14-18)
SDSU Shoots Better than Opp.	19-2	330-45	Won 10	SDSU is 21-2 in last 23; 182-12 in last 194 with higher FG pct. Last loss: at New Mexico (1-20-18)
Opp. Shoots Better than SDSU	2-8	72-171	Lost 5	SDSU is 36-56 since the start of '10-11 when the opponent has a higher FG pct.; Last win: vs. Gonzaga (12-21-17)
SDSU Shoots 50% or Better	9-0	138-14	Won 67	Won 67 straight; Last loss: at No. 15 UNM (2-6-10); Won 72 straight at home when FG pct. >= 50.0 pct. (last loss: UNLV, 1-26-02)
SDSU Shoots 40-50%	10-8	200-94	Won 4	Since March 3, 2010, SDSU is 105-26 overall and 55-7 at home
SDSU Shoots 40% or Less	3-2	70-111	Won 1	SDSU is 70-5 when shooting 38.9 pct. or better (since Jan. 31, 2015); SDSU is 70-5 since Feb. 22, 2012, at home when shooting at least 38.9 pct.
Opp. Shoots 50% or Better	0-4	24-64	Lost 6	Duke snapped streak of 41 straight SDSU foes to shoot less than 50 pct. in the '15 NCAA tourney
Opp. Shoots 40-50%	7-6	154-120	Won 3	Suffered seven losses last season. Last loss: at No. 23/23 Nevada (2-10-18)
Opp. Shoots 40% or Less	15-0	230-35	Won 16	SDSU is 224-30 in last 254 games. Last loss: at New Mexico (3-4-17)
SDSU Bench Outscores Opp.	15-4	240-88	Won 6	SDSU is 142-28 in this category since the beginning of the 2010-11 season; Aztecs are 110-24 in last 134 games
Opp. Bench Outscores SDSU	6-6	158-122	Won 2	SDSU is 62-40 in this category since the beginning of the 2010-11 season
SDSU Scores Less Than 60	0-1	37-79	Lost 2	SDSU is 23-29 in its last 52 games when scoring less than 60 points; Last win: vs. Air Force (3-1-17)
SDSU Scores At Least 60 & Less Than 70	3-4	112-88	Won 2	SDSU is 59-27 in its last 86 games. Last loss: at Fresno State (2-6-18)
SDSU Scores Between 70-79	8-3	156-32	Won 3	SDSU is 10-3 in last 13, 97-11 in its last 108 when scoring 70-79. Last loss: at New Mexico (1-20-18); 31-2 at home in last 33
SDSU Scores Between 80-89	6-2	75-18	Won 3	SDSU is 27-4 in its last 31 games when scoring between 80-89 points
SDSU Scores Between 90-99	5-0	25-2	Won 20	The Aztecs have won 20 straight games and are 25-2 since 1999-2000 in this category
SDSU Scores 100+		3-0	Won 26	The Aztecs have won 26 straight games when reaching triple digits
Opp. Scores Less Than 60	12-0	209-22	Won 14	SDSU is 136-12 in the category in last 148 games; Last loss: at Colorado State (2-25-17) SDSU is 113-4 the last 117 home games when holding the opponent to 60 points or less
Opp. Scores Less Than 50	1-0	69-4	Won 5	SDSU is 54-3 in last 57 in this category (at UW, 12-7-14; vs. Wyo., 3-14-15; Little Rock, 11-21-15)
Opp. Scores Between 50-59	10-0	138-18	Won 11	SDSU is 52-7 in last 59 games in this category; 56-2 in last 58 home games
Opp. Scores Between 60-69	4-1	127-59	Won 2	SDSU is 59-23 in the category since the start of 2010-11.
Opp. Scores Between 70-79	6-3	65-76	Won 4	SDSU is 22-24 in its last 46 games when allowing between 70-79 points
Opp. Scores Between 80-89	0-4	6-43	Lost 5	SDSU is 2-9 since the beginning of the 2010-11 season in this category.
Opp. Scores Between 90-99	0-2	1-16	Lost 2	SDSU snapped a 24-game losing streak in the category by winning at TCU (3-3-12)
Opp. Scores 100+		0-3	Lost 9	
Wearing Black	8-7		Won 6	SDSU is 24-20 in last 44 and 52-38 in its last 90 in the black uniforms; Last worn vs. New Mexico in MW title game (3-10-18)
Wearing Red			Won 1	Aztecs are 15-5 in their last 20 when wearing red since the start of 2010-11; Last worn: at San Jose St. (2-21-15)
Wearing White	13-3		Won 5	Last wore on the road at USD (11-30-17)
Wearing Retro White	3-1	6-3	Won 2	Wore vs. USD and vs. No. 2/3 Kansas in 2015-16; vs. Alabama State, Wyoming, Air Force in 2016-17; vs. Georgia and California, USU, CSU in 2017-18
Wearing Camouflage		0-1	Lost 1	SDSU lost to No. 9/9 Syracuse (11-11-12)
Wearing Pewter Gray		3-1	Won 2	Uniforms made its debut vs. USD (12-15-12); also worn against UNLV (1-16-13), FS (2-9-13), BSU (3-13-13)
Wearing Turquoise	1-0	4-0	Won 4	Uniforms made its debut vs. Bakersfield (11-20-14); Also worn vs. SD Christian (11-18-15), vs. Savannah St. (11-28-16), vs. McNeese (11-17-17)
On Monday	1-0		Won 4	Aztecs are 13-2 on Monday since the beginning of 2010-11
On Tuesday	3-2		Won 1	SDSU is 35-9 in its last 44 games played on Tuesday. Last loss: at Fresno State (2-6-18)
On Wednesday	3-2		Won 3	SDSU is 18-6 in last 24 and 48-14 in its last 62 games played on Wednesday
On Thursday	4-0		Won 12	Aztecs played just 26 Thursday games since the start of the 2010-11 season
On Friday	4-0		Won 4	SDSU is 27-5 in its last 32 games played on the day
On Saturday	6-5		Won 4	SDSU is 61-29 in its last 90 games played on Saturday
On Sunday	1-1		Won 1	The Aztecs have played only 22 Sunday games since the beginning of the 2010-11 campaign (14-8)
In November	6-2		Won 1	SDSU is 40-11 in November since the beginning of the 2010-11 campaign
In December	3-2		Won 1	The Aztecs are 47-11 in their last 58 games played in December. Last loss: at Wyoming (12-27-17)
In January	3-4		Lost 1	SDSU is 31-11 in last 42 and 47-15 in last 62 January games
In February	6-2		Won 5	SDSU is 33-15 in its last 48 games played during the month
In March	4-0		Won 4	The Aztecs are 50-17 in their last 67 March games

SAN DIEGO STATE CAREER RECORDS

Points

Rk	DI	Name	Years	GP	Points
1.	1.	Brandon Heath	04-05-06-07	125	2,189
2.	2.	Michael Cage	81-82-83-84	112	1,846
3.	3.	Anthony Watson	83-84-85-86	110	1,735
4.	4.	Chase Tapley	10-11-12-13	134	1,526
5.	-	Tony Pinkins	55-56-57	82	1,475
6.	5.	Winston Shepard	13-14-15-16	139	1,401
7.	6.	Trey Kell	15-16-17-18	133	1,391
8.	-	Bob Brady	52-53-54	74	1,389
9.	7.	Steve Copp	73-74-75-76	93	1,307
10.	8.	Billy White	08-09-10-11	134	1,294
11.	-	Al Skalecky	66-67-68	82	1,271
12.	9.	Tony Ross	87-88-89	85	1,259
13.	10.	Xavier Thames	12-13-14	97	1,232
14.	11.	Kyle Spain	06-07-08-09	115	1,230
15.	12.	Chad Nelson	94-95-96-97	112	1,225
16.	13.	Marcus Slaughter	04-05-06	87	1,211
17.	14.	Lorenzo Wade	07-08-09	92	1,200
18.	15.	Will Connelly	75-76-77	82	1,188
18.	-	Van Jacobsen	69-70-71	78	1,188
20.	16.	Jamaal Franklin	11-12-13	87	1,181
21.	17.	D.J. Gay	08-09-10-11	140	1,178
22.	-	Bernie Finlay	58-59-60	73	1,110
23.	18.	Malik Pope	15-16-17-18	124	1,100
24.	19.	Myron Epps	99-00-01-02	113	1,090
25.	20.	Eddie Morris	80-81-82-83	105	1,089
26.	21.	Jeremy Hemsley	16-17-18	100	1,083
27.	-	Danny Newport	54-55-56	76	1,048
28.	-	Milton Phelps	39-40-41	97	1,043
29.	-	Dave Miller	66-67-68	82	1,034
30.	22.	Leonard Allen	82-83-84-85	116	1,019
31.	23.	Tony Bland	02-03	63	1,012
32.	24.	Kim Goetz	78-79	54	1,005
33.	25.	Randy Holcomb	01-02	61	1,002
26.	-	Kawhi Leonard	10-11	70	990

Scoring Average

Rk	DI	Name	Years	GP	PPG
1.	-	Bob Brady	52-53-54	74	18.8
2.	1.	Kim Goetz	78-79	54	18.6
3.	-	Tony Pinkins	55-56-57	83	18.1
4.	2.	Brandon Heath	04-05-06-07	125	17.51
5.	3.	Jason Richey	97-98	52	17.46
6.	4.	Michael Cage	81-82-83-84	112	16.5
7.	5.	Randy Holcomb	01-02	61	16.4
8.	6.	Tony Bland	02-03	63	16.1
9.	7.	Anthony Watson	83-84-85-86	110	15.8
10.	-	Al Skalecky	66-67-68	82	15.5
11.	-	Van Jacobsen	69-70-71	77	15.4
12.	8.	Chris McMurray	72-73	42	15.238
13.	9.	Steve Malovic	78-79	55	15.236
14.	-	Bernie Finlay	58-59-60	73	15.205
15.	10.	Mohamed Abukar	06-07	54	15.167
16.	-	Dick Maureau	61-62	49	15.1
17.	11.	Marty Dow	90-91	52	14.9
18.	12.	Jimmy Harris	71-72	54	14.814
19.	13.	Tony Ross	87-88-89	85	14.812
20.	14.	Zack Jones	81-82	54	14.7
21.	15.	Will Connelly	75-76-77	82	14.5
22.	-	Bob Lundgren	67-68	45	14.3
23.	16.	Kawhi Leonard	10-11	70	14.1
24.	17.	Steve Copp	73-74-75-76	93	14.054
25.	18.	Marcus Slaughter	04-05-06	87	13.919
19.	-	Al Faux	01-02	57	13.84
20.	-	Mitch McMullen	88-89	58	13.78
21.	-	Matt Watts	98-99	53	13.7
22.	-	Jamaal Franklin	11-12-13	87	13.6
23.	-	Lorenzo Wade	07-08-09	92	13.0
24.	-	Xavier Thames	12-13-14	97	12.701
25.	-	Marc Carter	94-95	56	12.70

Rebounds

Rk	DI	Name	Years	GP	Rebs.
1.	1.	Michael Cage	81-82-83-84	112	1,317
2.	-	Al Skalecky	66-67-68	82	1,090
3.	2.	Marcus Slaughter	04-05-06	87	775
4.	-	Larry Meek	63-64-65	75	764
5.	3.	Steve Copp	73-74-75-76	93	737
6.	4.	Leonard Allen	82-83-84-85	116	724
7.	5.	Kawhi Leonard	10-11	70	716
8.	6.	Joel Kramer	74-76-77-79	99	711
9.	7.	Winston Shepard	13-14-15-16	139	708
10.	8.	Aerick Sanders	01-02-03-04	109	686
11.	9.	Skylar Spencer	13-14-15-16	144	652
12.	-	Noel Mickelsen	54-55-56	79	642
13.	10.	Will Connelly	75-76-77	82	641
14.	11.	Eddy Gordon	80-81-82-83	107	631
15.	12.	Malik Pope	15-16-17-18	124	625
16.	13.	Billy White	08-09-10-11	134	614
17.	14.	Jamaal Franklin	11-12-13	87	605
18.	-	Tony Pinkins	55-56-57	82	604
19.	15.	Kyle Spain	06-07-08-09	115	596
20.	16.	Joe McNaull	91-92-93	86	572
21.	17.	Malcolm Thomas	10-11	71	561
22.	18.	Marcelo Correa	97-98-99-00-01	112	522
23.	19.	Trey Kell	15-16-17-18	133	510
24.	20.	Myron Epps	99-00-01-02	113	508
25.	21.	JJ O'Brien	13-14-15	105	502
22.	-	Chris McMurray	72-73	42	492
23.	-	Steve Malovic	78-79	55	484
24.	-	Randy Holcomb	01-02	61	481
25.	-	Allen Bunting	74-75-76	78	456

Rebound Average

Rk	DI	Name	Years	GP	RPG
1.	-	Al Skalecky	66-67-68	82	13.3
1.	1.	Michael Cage	81-82-83-84	112	11.8
2.	-	Kawhi Leonard	10-11	70	10.2
3.	-	Marcus Slaughter	04-05-06	87	8.9
4.	-	Steve Malovic	78-79	55	8.8
5.	-	Marty Dow	90-91	52	8.0
6.	-	Steve Copp	73-74-75-76	93	7.9247
7.	-	Larry Jones	72-73	53	7.9245
8.	-	Malcolm Thomas	10-11	71	7.90
9.	-	Randy Holcomb	01-02	61	7.885
10.	-	Will Connelly	75-76-77	82	7.817
11.	-	Joel Kramer	74-76-77-78	99	7.2
12.	-	Mitch McMullen	88-89	58	7.03
13.	-	Jamaal Franklin	11-12-13	87	6.95
14.	-	Leon Carter	95-96	57	6.93
15.	-	John Anderson	73-74	52	6.8
16.	-	Joe McNaull	91-92-93	86	6.7
17.	-	Aerick Sanders	01-02-03-04	109	6.294
18.	-	Roy Krusivvyk	97-98	55	6.290
19.	-	Leonard Allen	82-83-84-85	116	6.24
20.	-	Marc Carter	94-95	56	6.1

Assists

Rk	Name	Years	GP	Assists
1.	Tony Gwynn	78-79-80-81	107	590
2.	Richie Williams	06-07-08-09	127	479
3.	Chad Nelson	94-95-96-97	112	412
4.	Brandon Heath	04-05-06-07	125	394
5.	Mark Delsman	74-75-76-77	109	376
6.	Anthony Watson	83-84-85-86	110	356
7.	Keith Smith	82-83	53	349
8.	D.J. Gay	08-09-10-11	140	344
9.	Deandre Moore	01-02-03	88	339
10.	Trey Kell	15-16-17-18	133	316
10.	Xavier Thames	12-13-14	97	316
12.	Winston Shepard	13-14-15-16	139	315
13.	Dean Decker	77-78	56	307

14.	Chase Tapley	10-11-12-13	134	303
15.	Ray Leary	74-75-76	76	279
16.	Lorenzo Wade	07-08-09	92	275
17.	Mike Dodd	76-77-78-79	91	271
18.	Creon Dorsey	85-86	59	263
19.	Bryan Williams	88-89	48	243
20.	Michael Best	89-90	56	238
21.	Tony Bland	02-03	63	213
22.	Arthur Massey	90-91	59	212
23.	Jeff Konek	85	57	211
24.	Jeremy Hemsley	16-17-18	91	189
24.	David Abramowitz	99-00-01	79	189

Assist Average

Rk	Name	Years	GP	APG
1.	Keith Smith	82-83	53	6.6
2.	Tony Gwynn	78-79-80-81	107	5.51
3.	Dean Decker	77-78	56	5.48
4.	Creon Dorsey	85-86	59	4.5
5.	Michael Best	89-90	56	4.3
6.	Deandre Moore	01-02-03	88	3.85
7.	Richie Williams	06-07-08-09	127	3.77
8.	Jeff Konek	85	57	3.702
9.	Chad Nelson	94-95-96-97	112	3.679
10.	Ray Leary	74-75-76	76	3.671

Field Goals

Rk	DI	Name	Years	GP	FG
1.	1.	Brandon Heath	04-05-06-07	125	749
2.	2.	Anthony Watson	83-84-85-86	110	702
3.	3.	Michael Cage	81-82-83-84	112	679
4.	4.	Chase Tapley	10-11-12-13	134	573
5.	5.	Billy White	08-09-10-11	134	529
6.	6.	Steve Copp	73-74-75-76	93	507
7.	-	Tony Pinkins	55-56-57	82	495
8.	7.	Eddie Morris	80-81-82-83	105	483
9.	-	Al Skalecky	66-67-68	82	481
10.	8.	Will Connelly	75-76-77	82	477
11.	9.	Winston Shepard	13-14-15-16	139	466
12.	-	Bob Brady	52-53-54	74	461
13.	10.	Trey Kell	15-16-17-18	133	457
14.	11.	Van Jacobsen	69-70-71	78	457
15.	12.	Lorenzo Wade	07-08-09	92	448
16.	13.	Kim Goetz	78-79	54	435
17.	14.	Malik Pope	15-16-17-18	124	417
15.	-	Tony Ross	87-88-89	85	413
16.	-	Myron Epps	99-00-01-02	113	407
17.	-	Joel Kramer	74-76-77-78	99	406
18.	-	Marcus Slaughter	04-05-06	87	403
19.	-	Leonard Allen	82-83-84-85	116	396
20.	-	Mike Dodd	76-77-78-79	91	392
21.	-	Randy Holcomb	01-02	61	383

Field Goal Attempts

Rk	Name	Years	GP	FGA
1.	Brandon Heath	04-05-06-07	125	1,815
2.	Anthony Watson	83-84-85-86	110	1,576
3.	Chase Tapley	10-11-12-13	134	1,247
4.	Michael Cage	81-82-83-84	112	1,238
5.	Trey Kell	15-16-17-18	133	1,198
6.	Winston Shepard	13-14-15-16	139	1,164
7.	Steve Copp	73-74-75-76	93	1,126
8.	Eddie Morris	80-81-82-83	105	1,098
9.	D.J. Gay	08-09-10-11	140	1,046
10.	Will Connelly	75-76-77	82	1,020
11.	Lorenzo Wade	07-08-09	92	977
12.	Xavier Thames	12-13-14	97	949
13.	Tony Ross	87-88-89	85	933
14.	Kyle Spain	06-07-08-09	115	912
15.	Malik Pope	15-16-17-18	124	902
16.	Billy White	08-09-10-11	134	881
17.	Jeremy Hemsley	16-17-18	100	877

SAN DIEGO STATE CAREER RECORDS (CONT.)

18.	Jamaal Franklin	11-12-13	87	857
19.	Kim Goetz	78-79	54	852
20.	Marcus Slaughter	04-05-06	87	844
21.	Kawhi Leonard	10-11	70	840

Field Goal Percentage

minimum 500 career attempts

Rk	DI	Name	Years	FG/FGA	FG%
1.	1.	Billy White	08-09-10-11	529/881	60.0
2.	2.	Leonard Allen	82-83-84-85	396/692	57.2
3.	3.	Mitch McMullen	88-89	296/527	56.2
4.	4.	Marty Dow	90-91	309/557	55.5
5.	5.	Steve Malovic	78-79	337/609	55.3
6.	-	Danny Newport	54-55-56	379/686	55.2
7.	6.	Michael Cage	81-82-83-84	679/1,238	54.8
8.	7.	Aerick Sanders	01-02-03-04	334/619	53.958
9.	8.	Malcolm Thomas	10-11	298/553	53.89
10.	9.	Mike Mackell	02-03	291/543	53.6
11.	10.	Joe McNaull	91-92-93	333/627	53.1
12.	11.	Joel Kramer	74-76-77-78	406/779	52.1
13.	12.	Mike Dodd	76-77-78-79	392/758	51.7
14.	13.	Kim Goetz	78-79	435/852	51.1
15.	14.	Myron Epps	99-00-01-02	407/803	50.7
15.	15.	Marcelo Correa	97-98-99-00-01	273/546	50.0
16.	16.	Jimmy Wilkins	71-72	253/517	48.9
17.	17.	Zach Jones	81-82	323/668	48.4
18.	18.	JJ O'Brien	13-14-15	361/751	48.1
19.	19.	Mohamed Abukar	06-07	303/634	47.8
20.	20.	Marcus Slaughter	04-05-06	403/844	47.7

Three-Point Field Goals

in existence since 1986-87 season

Rk	Name	Years	GP	3FG
1.	Brandon Heath	04-05-06-07	125	281
2.	Tony Ross	87-88-89	85	270
3.	Chase Tapley	10-11-12-13	134	223
4.	D.J. Gay	08-09-10-11	140	219
5.	John Sharper	03-04-05-06	119	166
6.	Trey Kell	15-16-17-18	133	150
7.	Matt Shrigley	14-15-16-17	113	138
8.	Jason Richey	97-98	52	136
9.	Kyle Spain	06-07-08-09	115	130
10.	James Rahon	11-12-13	100	129
11.	Chad Nelson	94-95-96-97	112	122
12.	Jeremy Hemsley	16-17-18	100	119
13.	Xavier Thames	12-13-14	97	114
14.	Richie Williams	06-07-08-09	127	112
15.	Michael Best	89-90	56	107
16.	Al Faux	01-02	57	106
17.	Jamaal Franklin	11-12-13	87	100
18.	David Abramowitz	99-00-01	79	98
19.	Malik Pope	15-16-17-18	124	92
19.	Max Montana	17-18	54	92
21.	Deandre Moore	01-02-03	88	84

Three-Point Field Goal Atts.

in existence since 1986-87 season

Rk	Name	Years	GP	3FGA
1.	Brandon Heath	04-05-06-07	125	798
2.	D.J. Gay	08-09-10-11	140	607
3.	Tony Ross	87-88-89	85	589
4.	Chase Tapley	10-11-12-13	134	565
7.	Trey Kell	15-16-17-18	133	482
5.	Matt Shrigley	14-15-16-17	113	420
6.	John Sharper	03-04-05-06	119	412
8.	Jason Richey	97-98	52	381
9.	James Rahon	11-12-13	100	368
10.	Jeremy Hemsley	16-17-18	100	345
11.	Chad Nelson	94-95-96-97	112	337
12.	Kyle Spain	06-07-08-09	115	332
13.	Jamaal Franklin	11-12-13	87	328
14.	Xavier Thames	12-13-14	97	320
15.	Richie Williams	06-07-08-09	127	303

16.	Michael Best	89-90	56	292
17.	David Abramowitz	99-00-01	79	284
18.	Max Montana	17-18	54	260
19.	Kelvin Davis	08-09-10	74	259
20.	Al Faux	01-02	57	256
21.	Berry Randle	93-94-95-96	113	253

Malik Pope 15-16-17-18 124 240

Three-Point Field Goal Percentage

minimum 40 career three-point field goals

Rk	Name	Years	3FG/3FGA	3FG%
1.	Tony Ross	87-88-89	270/589	45.84
2.	Al Faux	01-02	106/256	41.41
3.	John Sharper	03-04-05-06	166/412	40.29
4.	Steve Sir	03-04	47/118	39.83
5.	Chase Tapley	10-11-12-13	223/565	39.47
6.	Kyle Spain	06-07-08-09	130/332	39.16
7.	Malik Pope	15-16-17-18	92/240	38.33
8.	Richie Williams	06-07-08-09	112/303	36.96
9.	Michael Best	89-90	107/292	36.64
10.	Tony Clark	92-93	52/142	36.62
11.	Chad Nelson	94-95-96-97	122/337	36.20
12.	D.J. Gay	08-09-10-11	219/607	36.08
13.	Aqeel Quinn	14-15	82/228	35.96
14.	Jason Richey	97-98	136/381	35.70
15.	Xavier Thames	12-13-14	114/320	35.63
16.	Max Montana	17-18	92/260	35.38
17.	Brandon Heath	04-05-06-07	281/798	35.21
18.	Deandre Moore	01-02-03	84/239	35.15
19.	James Rahon	11-12-13	129/368	35.05

Jeremy Hemsley 16-17-18 119/345 34.49

Free Throws

Rk	DI	Name	Years	GP	FT
1.	1.	Michael Cage	81-82-83-84	112	488
2.	-	Tony Pinks	55-56-57	82	485
3.	-	Bob Brady	52-53-54	74	467
4.	2.	Winston Shepard	13-14-15-16	139	428
4.	2.	Chad Nelson	94-95-96-97	112	415
6.	4.	Brandon Heath	04-05-06-07	125	410
7.	5.	Marcus Slaughter	04-05-06	87	388
8.	6.	Xavier Thames	12-13-14	97	372
9.	-	Bernie Finlay	58-59-60	73	352
10.	7.	Jamaal Franklin	11-12-13	87	349
11.	8.	Kyle Spain	06-07-08-09	115	336
12.	9.	Anthony Watson	83-84-85-86	110	331
13.	10.	Trey Kell	15-16-17-18	133	327
14.	-	Al Skalecky	66-67-68	82	309
15.	11.	Courtie Miller	90-91-92-93-94	101	302
16.	12.	Steve Copp	73-74-75-76	93	293
17.	-	Danny Newport	54-55-56	76	290
18.	13.	Myron Epps	99-00-01-02	113	274
19.	14.	Tony Gwynn	78-79-80-81	107	245
20.	15.	Lorenzo Wade	07-08-09	92	240
16.	16.	Will Connelly	75-76-77	82	234
17.	17.	Tony Bland	02-03	63	233
18.	18.	Leonard Allen	82-83-84-85	116	227
19.	19.	Billy White	08-09-10-11	134	221
20.	20.	Jeremy Hemsley	16-17-18	100	220
21.	21.	Jason Richey	97-98	52	218

Free Throws Attempted

DI	Name	Years	GP	FTA
1.	Michael Cage	81-82-83-84	112	667
2.	Winston Shepard	13-14-15-16	139	653
3.	Marcus Slaughter	04-05-06	87	530
4.	Brandon Heath	04-05-06-07	125	524
5.	Chad Nelson	94-95-96-97	112	519
6.	Myron Epps	99-00-01-02	113	466
7.	Trey Kell	15-16-17-18	133	463
8.	Jamaal Franklin	11-12-13	87	446

8.	Anthony Watson	83-84-85-86	110	446
10.	Xavier Thames	12-13-14	97	443
11.	Steve Copp	73-74-75-76	93	439
12.	Kyle Spain	06-07-08-09	115	434
13.	Courtie Miller	90-91-92-93-94	101	398
14.	Will Connelly	75-76-77	82	376
15.	Leonard Allen	82-83-84-85	116	369
16.	Mitch McMullen	88-89	58	356
17.	Lorenzo Wade	07-08-09	92	341
18.	Tony Bland	02-03	63	340
19.	Tony Gwynn	78-79-80-81	107	334
20.	Billy White	08-09-10-11	134	332

Jeremy Hemsley 16-17-18 100 323

Free-Throw Percentage

minimum 40 career free throws

Rk	DI	Name	Years	FT/FTA	FT%
1.	1.	Kim Goetz	78-79	135/158	85.44
2.	-	Mike Spigler	69-70	112/134	83.58
3.	2.	LaBradford Franklin	11-12-13	45/54	83.33
4.	3.	Xavier Thames	12-13-14	372/449	82.85
5.	4.	Steve Malovic	78-79	164/199	82.41
6.	5.	Mohamed Abukar	06-07	186/226	82.30
7.	6.	Jason Richey	97-98	218/271	80.44
8.	7.	Tony Ross	87-88-89	163/203	80.30
9.	8.	Chad Nelson	94-95-96-97	415/519	79.96
10.	9.	Jalen McDaniels	18	80/101	79.21
11.	10.	Jamaal Franklin	11-12-13	349/446	78.25
12.	11.	Brandon Heath	04-05-06-07	410/524	78.24
13.	12.	Mike Dodd	76-77-78-79	144/185	77.84
14.	-	Bernie Finlay	58-59-60	352/453	77.70
15.	14.	Kyle Spain	06-07-08-09	336/434	77.42
16.	15.	Max Montana	17-18	54/70	77.14
17.	15.	Matt Mitchell	18	64/83	77.11
18.	16.	Devin Watson	18	94/122	77.05
19.	17.	Chris McMurray	72-73	130/169	76.92
20.	18.	Joel Kramer	74-76-77-78	137/179	76.54
19.	19.	Jimmy Wilkins	71-72	149/195	76.41
20.	20.	Chase Tapley	10-11-12-13	157/206	76.21

Blocks

since 1978-79 season

Rk	Name	Years	GP	Blk.
1.	Skyler Spencer	13-14-15-16	144	303
2.	Leonard Allen	82-83-84-85	116	214
3.	Malcolm Thomas	10-11	71	127
4.	Michael Cage	81-82-83-84	112	118
5.	Joe McNaull	91-92-93	86	114
6.	Malik Pope	15-16-17-18	124	110
7.	Aerick Sanders	01-02-03-04	109	105
8.	Billy White	08-09-10-11	134	102
9.	Marcelo Correa	97-98-99-00-01	112	100
10.	Marcus Slaughter	04-05-06	87	78
11.	Lorenzo Wade	07-08-09	92	72
12.	Eddy Gordon	80-81-82-83	107	71
13.	Marty Dow	90-91	52	68
13.	Rodney Hawkins	86-87-88	70	68
15.	Dakarai Allen	14-15-16-17	133	66
16.	Leon Carter	95-96	57	58
17.	Marc Carter	94-95	56	55
18.	Chase Tapley	10-11-12-13	134	54
19.	Valentine Izundu	17	30	53
20.	Jamaal Franklin	11-12-13	87	51
20.	Randy Holcomb	01-02	61	51
20.	Courtie Miller	90-91-92-93-94	101	51

Steals

since 1978-79 season

Rk	Name	Years	GP	Steals
1.	Richie Williams	06-07-08-09	127	246
2.	Brandon Heath	04-05-06	125	217
3.	Anthony Watson	83-84-85-86	110	192

SAN DIEGO STATE CAREER RECORDS (CONT.)

4.	Chase Tapley	10-11-12-13	134	187
5.	Chad Nelson	94-95-96-97	112	175
6.	Billy White	08-09-10-11	134	149
7.	Tony Gwynn	78-79-80-81	107	141
8.	Kyle Spain	06-07-08-09	115	137
9.	Eddie Morris	80-81-82-83	105	131
10.	Trey Kell	15-16-17-18	133	126
10.	D.J. Gay	08-09-10-11	140	126
10.	Matt Watts	98-99	53	126
10.	Michael Best	89-90	56	126
10.	Michael Cage	81-82-83-84	112	126
15.	Lorenzo Wade	07-08-09	92	125
16.	Dakarai Allen	14-15-16-17	133	121
17.	Xavier Thames	12-13-14	97	120
18.	Deandre Moore	01-02-03	88	114
19.	Eddy Gordon	80-81-82-83	107	111
20.	Creon Dorsey	85-86	59	109

Games Played

Rk	DI	Name	Years	GP
1.	1.	Skylar Spencer	13-14-15-16	144
2.	2.	D.J. Gay	08-09-10-11	140
3.	3.	Winston Shepard	13-14-15-16	139
4.	4.	Chase Tapley	10-11-12-13	134
4.	4.	Billy White	08-09-10-11	134
6.	6.	Trey Kell	15-16-17-18	133
6.	6.	Dakarai Allen	14-15-16-17	133
8.	8.	Richie Williams	06-07-08-09	127
9.	9.	Brandon Heath	04-05-06-07	125
10.	10.	Malik Pope	15-16-17-18	124
10.	10.	Matt Thomas	05-06-07-08-09	124
12.	12.	John Sharper	03-04-05-06	119
13.	13.	Leonard Allen	82-83-84-85	116
14.	14.	Kyle Spain	06-07-08-09	115
15.	15.	Matt Shrigley	14-15-16-17	113
15.	15.	Myron Epps	99-00-01-02	113
15.	15.	Berry Randle	93-94-95-96	113
18.		Marcelo Correa	97-98-99-00-01	112
18.		Chad Nelson	94-95-96-97	112
18.		Michael Cage	81-82-83-84	112

Games Started

since 1978-79				
Rk	Name	Years	GP	GS
1.	Billy White	08-09-10-11	134	124
2.	D.J. Gay	08-09-10-11	140	120
2.	Brandon Heath	04-05-06-07	125	120
4.	Chase Tapley	10-11-12-13	134	114
5.	Michael Cage	81-82-83-84	112	112
6.	Trey Kell	15-16-17-18	133	111
6.	Leonard Allen	82-83-84-85	116	110
8.	Richie Williams	06-07-08-09	127	109
9.	JJ O'Brien	13-14-15	105	104
10.	Chad Nelson	94-95-96-97	112	103
11.	Skylar Spencer	13-14-15	144	102
12.	Winston Shepard	13-14-15	139	101
13.	Kyle Spain	06-07-08-09	115	95
14.	Anthony Watson	83-84-85-86	110	93
15.	Xavier Thames	12-13-14	97	91
15.	Marcelo Correa	97-98-99-00-01	112	91
17.	Myron Epps	99-00-01-02	113	81
18.	Marcus Slaughter	04-05-06	87	74
19.	Lorenzo Wade	07-08-09	92	73
19.	Deandre Moore	01-02-03	88	73

Consecutive Games Started

since 1980-81 season				
Rk	Name	Years	GP	CGS
1.	Michael Cage	81-82-83-84	112	112
2.	Chad Nelson	94-95-96-97	112	103
3.	Brandon Heath	04-05-06-07	125	85
4.	Skylar Spencer	13-14-15-16	144	76
5.	D.J. Gay	08-09-10-11	140	71

6.	Leonard Allen	82-83-84-85	116	70
7.	Malcolm Thomas	10-11	71	68
8.	Trey Kell	15-16-17	106	66
9.	Kawhi Leonard	10-11	70	64
10.	Winston Shepard	13-14-15-16	139	62
10.	JJ O'Brien	13-14-15	105	62
12.	Randy Holcomb	01-02	61	61
13.	Aerick Sanders	01-02-03-04	109	60
14.	Myron Epps	99-00-01-02	113	58
15.	Chris Walters	1993-94	57	57
15.	Joe McNaull	91-92-93	86	57
17.	Jamaal Franklin	11-12-13	87	55
17.	Kevin Betts	97-98	55	55
17.	Anthony Watson	83-84-85-86	110	55

Minutes Played

since 1978-79 season				
Rk	Name	Years	GP	Min.
1.	Brandon Heath	04-05-06-07	125	4,275
2.	Michael Cage	81-82-83-84	112	4,262
3.	D.J. Gay	08-09-10-11	140	4,222
4.	Chase Tapley	10-11-12-13	134	3,813
5.	Richie Williams	06-07-08-09	127	3,780
6.	Chad Nelson	94-95-96-97	103	3,692
7.	Trey Kell	15-16-17-18	133	3,602
8.	Winston Shepard	13-14-15-16	139	3,583
9.	Billy White	08-09-10-11	134	3,532
10.	Anthony Watson	83-84-85-86	110	3,330
11.	Leonard Allen	82-83-84-85	116	3,191
12.	Skylar Spencer	13-14-15-16	144	3,100
13.	JJ O'Brien	13-14-15	105	3,077
14.	Xavier Thames	12-13-14	97	3,035
15.	Myron Epps	99-00-01-02	113	2,971
16.	Kyle Spain	06-07-08-09	115	2,948
17.	Lorenzo Wade	07-08-09	92	2,911
18.	Malik Pope	15-16-17-18	124	2,698
19.	Marcus Slaughter	04-05-06	87	2,659
20.	Eddie Morris	80-81-82-83	105	2,627
21.	Jeremy Hemsley	16-17-18	100	2,610
22.	Marcelo Correa	97-98-99-00-01	112	2,594

Efficiency Points

since 1978-79 season				
Rk	Name	Years	GP	Eff. Pts.
1.	Michael Cage	81-82-83-84	112	2,534
2.	Brandon Heath	04-05-06-07	125	1,652
3.	Billy White	08-09-10-11	134	1,635
4.	Chase Tapley	10-11-12-13	134	1,574
5.	Marcus Slaughter	04-05-06	87	1,495
6.	Steve Copp	73-74-75-76	93	1,450
7.	Joel Kramer	74-76-77-78	99	1,407
8.	Leonard Allen	82-83-84-85	116	1,395
9.	Chad Nelson	94-95-96-97	112	1,351
10.	Winston Shepard	13-14-15-16	139	1,343
11.	Anthony Watson	83-84-85-86	110	1,337
12.	Kawhi Leonard	10-11	70	1,322
13.	Kyle Spain	06-07-08	115	1,308
14.	Malik Pope	15-16-17-18	124	1,297
15.	Trey Kell	15-16-17-18	133	1,291
16.	Aerick Sanders	01-02-03-04	109	1,276
17.	Jamaal Franklin	11-12-13	87	1,282
18.	Skylar Spencer	13-14-15-16	144	1,252
19.	Lorenzo Wade	07-08-09	92	1,244
20.	Richie Williams	06-07-08-09	127	1,220
21.	Will Connelly	75-76-77	82	1,216
22.	Malcolm Thomas	10-11	71	1,153
23.	Xavier Thames	12-13-14	97	1,139
24.	Steve Malovic	78-79	55	1,137

Efficiency Average

min. 50 games; since 1978-79 season				
Rk	Name	Years	GP	EPG
1.	Michael Cage	81-82-83-84	112	22.63

2.	Steve Malovic	78-79	55	20.67
3.	Kawhi Leonard	10-11	70	18.89
4.	Marty Daw	90-91	52	17.52
5.	Marcus Slaughter	04-05-06	87	17.18
6.	Malcolm Thomas	10-11	71	16.24
7.	Kim Goetz	78-79	54	16.09
8.	Steve Copp	73-74-75-76	93	15.59
9.	Randy Holcomb	01-02	61	15.34
10.	Will Connelly	75-76-77	82	14.83
11.	Jamaal Franklin	11-12-13	87	14.74
12.	Jason Richey	97-98	52	14.40
13.	Joel Kramer	74-76-77-78	99	14.21
14.	Mohamed Abukar	06-07	54	14.20
15.	Leon Carter	95-96	57	13.82
16.	Mitch McMullen	88-89	58	13.78
17.	Lorenzo Wade	07-08-09	92	13.52
18.	Tony Bland	02-03	63	13.27
19.	Brandon Heath	04-05-06-07	125	13.22
20.	Kevin Betts	97-98	55	13.14

Points-Rebounds-Assists

since 1972-73 season				
Rk	Name	Years	GP	PRA
1.	Michael Cage	81-82-83-84	112	3,261
2.	Brandon Heath	04-05-06-07	125	3,002
3.	Anthony Watson	83-84-85-86	110	2,453
4.	Winston Shepard	13-14-15-16	139	2,424
5.	Chase Tapley	10-11-12-13	134	2,238
6.	Trey Kell	15-16-17-18	133	2,217
7.	Steve Copp	73-74-75-76	93	2,215
8.	Marcus Slaughter	04-05-06	87	2,099
9.	Billy White	08-09-10-11	134	2,069
10.	Chad Nelson	94-95-96-97	112	2,007
11.	Kyle Spain	06-07-08-09	115	1,959
12.	Jamaal Franklin	11-12-13	87	1,952
13.	Lorenzo Wade	07-08-09	92	1,918
14.	Will Connelly	75-76-77	82	1,901
15.	Kawhi Leonard	10-11	70	1,862
16.	Malik Pope	15-16-17-18	123	1,845
17.	Xavier Thames	12-13-14	97	1,833
18.	Joel Kramer	74-76-77-78	99	1,822
19.	Richie Williams	06-07-08-09	127	1,807
20.	D.J. Gay	08-09-10-11	140	1,783
21.	Leonard Allen	82-83-84-85	116	1,765

Victories

since 1975-76				
Rk	Name	Years	GP	Wins
1.	Skylar Spencer	13-14-15-16	144	109
2.	D.J. Gay	08-09-10-11	140	105
3.	Winston Shepard	13-14-15-16	139	104
4.	Chase Tapley	10-11-12-13	134	103
5.	Billy White	08-09-10-11	134	101
6.	Dakarai Allen	14-15-16-17	133	99
7.	Trey Kell	15-16-17-18	133	92
8.	Malik Pope	15-16-17-18	124	86
8.	Matt Shrigley	14-15-16-17	113	85
8.	Tim Shelton	08-09-10-11-12	109	85
8.	Richie Williams	06-07-08-09	127	85
12.	JJ O'Brien	13-14-15	105	80
12.	Kyle Spain	06-07-08-09	115	80
14.	James Rahon	11-12-13	100	78
15.	Leonard Allen	82-83-84-85	116	76
16.	Xavier Thames	12-13-14	97	75
17.	Matt Thomas	05-06-07-08-09	124	74
18.	Brandon Heath	04-05-06-07	125	71
19.	Jamaal Franklin	11-12-13	87	68
20.	Michael Cage	81-82-83-84	112	68

Jeremy Hemsley 16-17-18 100 67

SAN DIEGO STATE CAREER RECORDS (CONT.)

Conference Victories

Rk	Name	Years	since 1975-76	
			CGP	Wins
1.	Winston Shepard	13-14-15-16	70	55
1.	Skylar Spencer	13-14-15-16	70	55
3.	Dakarai Allen	14-15-16-17	68	51
4.	Matt Shrigley	14-15-16-17	64	49
5.	Trey Kell	15-16-17-18	68	48
5.	Malik Pope	15-16-17-18	67	48
7.	D.J. Gay	08-09-10-11	64	45
8.	Billy White	08-09-10-11	56	43
9.	Chase Tapley	10-11-12-13	59	41
10.	JJ O'Brien	13-14-15	51	39
10.	Richie Williams	06-07-08-09	60	39
12.	Kyle Spain	06-07-08-09	51	36
12.	Leonard Allen	82-83-84-85	64	36
14.	Jeremy Hemsley	16-17-18	52	35
15.	Xavier Thames	12-13-14	44	33
15.	Michael Cage	81-82-83-84	64	33
17.	Matt Thomas	05-06-07-08-09	59	32
17.	Brandon Heath	04-05-06-07	60	32
17.	Anthony Watson	83-84-85-86	64	32
20.	James Rahon	11-12-13	44	31
21.	Angelo Chol	15-16	36	30
21.	Ageel Quinn	14-15	36	30
21.	Tim Shelton	08-09-10-11-12	43	30

SAN DIEGO STATE SINGLE-SEASON RECORDS

Points

Rk	DI	Name	Pts.	Yr.
1.	1.	Michael Cage (Sr.)	686	84
2.	2.	Brandon Heath (Sr.)	637	07
3.	3.	Xavier Thames (Sr.)	633	14
4.	4.	Anthony Watson (Sr.)	630	86
5.	5.	Brandon Heath (Sr.)	607	06
6.	-	Bob Brady (Sr.)	585	53
7.	6.	Jamaal Franklin (Sr.)	560	13
8.	7.	Randy Holcomb (Sr.)	558	02
9.	8.	Jamaal Franklin (So.)	557	12
9.	8.	Kawhi Leonard (So.)	557	11
10.	-	Michael Cage (Sr.)	547	83
11.	-	Anthony Watson (Sr.)	544	85
12.	-	Chase Tapley (Sr.)	537	12
13.	-	Brandon Heath (So.)	532	05
13.	-	Kim Goetz (Sr.)	532	79
-	-	Tony Pinkins (Sr.)	529	57
-	-	Bernie Finlay (Sr.)	522	60
-	-	Tony Pinkins (Sr.)	522	56
15.	-	Shawn Jamison (Sr.)	520	90
15.	-	Steve Copp (Sr.)	520	76
17.	-	Tony Bland (Sr.)	519	02
18.	-	Mohamed Abukar (Sr.)	505	07
19.	-	Kyle Spain (Sr.)	504	09
20.	-	Marcus Slaughter (Sr.)	494	06
20.	-	Al Faux (Sr.)	494	02
20.	-	Marty Dow (Sr.)	494	91
23.	-	Tony Bland (Sr.)	493	03
24.	-	Lorenzo Wade (Sr.)	487	08
25.	-	Aerick Sanders (Sr.)	482	04

		Malik Pope (Sr.)	400	18
		Devin Watson (Sr.)	395	18

Scoring Average

Rk	DI	Name (Class)	PPG	Yr.
1.	1.	Michael Cage (Sr.)	24.5	84
2.	2.	Anthony Watson (Sr.)	22.5	86
3.	-	Bob Brady (Sr.)	20.9	53
4.	3.	Kim Goetz (Sr.)	20.5	79
5.	-	Bernie Finlay (Sr.)	20.1	60
6.	-	Tony Pinkins (Sr.)	19.6	57
7.	4.	Michael Cage (Sr.)	19.5	83
8.	5.	Brandon Heath (Sr.)	19.3	07
9.	-	Bob Brady (Sr.)	18.7	54
10.	6.	Brandon Heath (Sr.)	18.4	06
10.	-	Von Jacobsen (So.)	18.4	69
7.	-	Brandon Heath (So.)	18.34	05
8.	-	Carlus Groves (Sr.)	18.27	94
-	-	Tony Pinkins (Sr.)	18.0	56
9.	-	Steve Copp (Sr.)	17.9	76
10.	-	Marcus Slaughter (So.)	17.8	05
11.	-	Will Connelly (So.)	17.7	75
12.	-	Jason Richey (Sr.)	17.6	97
13.	-	Xavier Thames (Sr.)	17.58	14
14.	-	Anthony Watson (Sr.)	17.5	85
15.	-	Steve Malovic (Sr.)	17.44	79
16.	-	Jamaal Franklin (So.)	17.41	12
17.	-	Jason Richey (Sr.)	17.36	98
18.	-	Zach Jones (Sr.)	17.1	81
19.	-	Al Faux (Sr.)	17.0	02
19.	-	Marty Dow (Sr.)	17.0	91
21.	-	Jamaal Franklin (Sr.)	16.97	13
22.	-	Randy Holcomb (Sr.)	16.91	02
23.	-	Kim Goetz (Sr.)	16.89	78
24.	-	Shawn Jamison (Sr.)	16.8	90
25.	-	Will Connelly (Sr.)	16.6	76

Rebounds

Rk	DI	Name (Class)	Rebs.	Yr.
1.	-	Al Skalecky (Sr.)	394	67
2.	1.	Kawhi Leonard (So.)	380	11

3.	-	Al Skalecky (So.)	356	66
4.	2.	Michael Cage (Fr.)	355	81
5.	3.	Michael Cage (Sr.)	354	83
6.	4.	Michael Cage (Sr.)	352	84
7.	5.	Chris McMurray (Sr.)	350	72
8.	-	Tony Pinkins (Sr.)	346	56
9.	6.	Josh Davis (Sr.)	342	14
10.	-	Al Skalecky (Sr.)	340	68
7.	-	Kawhi Leonard (Fr.)	336	10
8.	-	Marcus Slaughter (Sr.)	329	06
9.	-	Jamaal Franklin (Sr.)	312	13
10.	-	Malcolm Thomas (Sr.)	301	11
11.	-	Randy Holcomb (Sr.)	296	02
12.	-	Aerick Sanders (Sr.)	295	04
-	-	Eric Martensen (Sr.)	278	69
-	-	Larry Meek (So.)	277	63
13.	-	Marty Dow (Sr.)	274	91
14.	-	Steve Malovic (Sr.)	265	79
15.	-	Malcolm Thomas (Sr.)	260	10
16.	-	Will Connelly (Sr.)	258	76
17.	-	Joel Kramer (Sr.)	257	77
18.	-	Michael Cage (So.)	256	82
19.	-	Joel Kramer (Sr.)	255	78
20.	-	Jamaal Franklin (So.)	252	12
21.	-	Leonard Allen (Sr.)	252	85
22.	-	Steve Copp (Sr.)	248	76
22.	-	Will Connelly (So.)	248	75
24.	-	Steve Copp (Sr.)	247	75
25.	-	Marcus Slaughter (So.)	242	05

		Jalen McDaniels (Fr.)	239	18

Rebound Average

Rk	DI	Name (Class)	RPG	Yr.
1.	-	Al Skalecky (So.)	13.7	66
2.	-	Al Skalecky (Sr.)	13.6	67
3.	1.	Michael Cage (Fr.)	13.1	81
4.	2.	Michael Cage (Sr.)	12.64	83
5.	-	Al Skalecky (Sr.)	12.59	68
6.	3.	Michael Cage (Sr.)	12.57	84
7.	4.	Chris McMurray (Sr.)	12.50	72
8.	-	Tony Pinkins (Sr.)	11.9	56
9.	5.	Marcus Slaughter (Sr.)	11.0	06
10.	-	Larry Meek (Sr.)	10.68	65
-	-	Larry Meek (So.)	10.654	63
6.	-	Kawhi Leonard (So.)	10.56	11
7.	-	Chris McMurray (Sr.)	10.1	73
8.	-	Josh Davis (Sr.)	10.06	14
9.	-	Kawhi Leonard (Fr.)	9.9	10
10.	-	Aerick Sanders (Sr.)	9.83	04
11.	-	Steve Malovic (Sr.)	9.81	79
12.	-	Jamaal Franklin (Sr.)	9.45	13
13.	-	Marty Dow (Sr.)	9.4	91
14.	-	Will Connelly (So.)	9.19	75
15.	-	Joel Kramer (Sr.)	9.18	77
16.	-	Steve Copp (Sr.)	9.15	75
17.	-	Joel Kramer (Sr.)	9.11	78
18.	-	Randy Holcomb (Sr.)	8.97	02
19.	-	Marcus Slaughter (So.)	8.96	05
20.	-	Will Connelly (Sr.)	8.90	76
21.	-	Eddy Gordon (Fr.)	8.85	80
22.	-	Michael Cage (So.)	8.83	82
23.	-	Gary Schneider (Sr.)	8.80	71
24.	-	Larry Jones (Sr.)	8.7	72
25.	-	Steve Copp (Sr.)	8.6	76

Assists

<i>in existence since 1972-73 season</i>				
Rk	DI	Name (Class)	Asts.	Yr.
1.	-	Tony Gwynn (Sr.)	221	80
2.	-	Keith Smith (Sr.)	212	82
3.	-	Dean Decker (Sr.)	176	78
4.	-	Wesley Stokes (Sr.)	175	04
5.	-	Creon Dorsey (Sr.)	171	85

6.	-	Tony Gwynn (Sr.)	164	81
7.	-	Ray Leary (Sr.)	163	76
8.	-	Tony Gwynn (So.)	153	79
9.	-	Richie Williams (So.)	151	07
10.	-	Raymond King (Fr.)	150	96
11.	-	Bryan Williams (Sr.)	148	88
12.	-	Arthur Massey (Sr.)	139	91
13.	-	Keith Smith (Sr.)	137	83
14.	-	Jeff Konek (Sr.)	132	84
15.	-	Dean Decker (Sr.)	131	77
16.	-	Xavier Thames (So.)	128	12
17.	-	Richie Williams (Fr.)	127	06
18.	-	Richie Williams (Sr.)	126	09
19.	-	Michael Best (Sr.)	125	90
20.	-	Deandre Moore (So.)	124	03
21.	-	Devin Watson (Sr.)	122	18
21.	-	Deandre Moore (Sr.)	122	01
21.	-	Chad Nelson (Sr.)	122	96
24.	-	Mike Dodd (Sr.)	121	79
25.	-	Brandon Heath (Sr.)	120	07
25.	-	Mark Delsman (Fr.)	120	74

		Trey Kell (Sr.)	110	18

Assist Average

<i>in existence since 1972-73 season</i>				
Rk	DI	Name (Class)	APG	Yr.
1.	-	Tony Gwynn (Sr.)	8.2	80
2.	-	Keith Smith (Sr.)	7.3	82
3.	-	Tony Gwynn (Sr.)	6.31	81
4.	-	Dean Decker (Sr.)	6.28	78
5.	-	Wesley Stokes (Sr.)	5.8	04
6.	-	Bryan Williams (Sr.)	5.8	88
7.	-	Keith Smith (Sr.)	5.71	83
8.	-	Tony Gwynn (So.)	5.67	79
9.	-	Ray Leary (Sr.)	5.6	76
10.	-	Creon Dorsey (Sr.)	5.5	85

Field Goals

Rk	DI	Name (Class)	FG	Yr.
1.	1.	Michael Cage (Sr.)	250	84
2.	2.	Anthony Watson (Sr.)	246	86
3.	3.	Kim Goetz (Sr.)	229	79
4.	4.	Brandon Heath (Sr.)	225	07
5.	5.	Anthony Watson (Sr.)	222	85
6.	6.	Randy Holcomb (Sr.)	220	02
7.	7.	Kawhi Leonard (So.)	211	11
8.	8.	Marty Dow (Sr.)	207	91
8.	8.	Steve Copp (Sr.)	207	76
10.	10.	Kim Goetz (Sr.)	206	78
11.	-	Brandon Heath (Sr.)	204	06
12.	-	Shawn Jamison (Sr.)	203	90
13.	-	Chase Tapley (Sr.)	200	12
13.	-	Aerick Sanders (Sr.)	200	04
15.	-	Will Connelly (So.)	196	75
16.	-	Steve Malovic (Sr.)	192	79
17.	-	Michael Cage (Sr.)	191	83
18.	-	Xavier Thames (Sr.)	188	14
19.	-	Will Connelly (Sr.)	187	76
20.	-	Mohamed Abukar (Sr.)	185	07
20.	-	Tony Bland (Sr.)	185	02
22.	-	Zach Jones (Sr.)	183	81
23.	-	Tony Bland (Sr.)	180	03
24.	-	Jimmy Harris (Sr.)	179	72
25.	-	Chris McMurray (Sr.)	177	72

Field Goal Attempts

DI	Name (Class)	FGA	Yr.	
1.	-	Brandon Heath (Sr.)	534	07
2.	-	Anthony Watson (Sr.)	520	86
3.	-	Brandon Heath (Sr.)	481	06
4.	-	Kawhi Leonard (So.)	475	11
4.	-	Anthony Watson (Sr.)	475	85

6.	-	Xavier Thames (Sr.)	457	14
7.	-	Kim Goetz (Sr.)	451	79
8.	-	Michael Cage (Sr.)	445	84
9.	-	Chase Tapley (Sr.)	440	12
10.	-	Brandon Heath (So.)	432	05
11.	-	Chris McMurray (Sr.)	428	72
12.	-	Randy Holcomb (Sr.)	426	02
13.	-	Steve Copp (Sr.)	417	76
14.	-	Tony Bland (Sr.)	416	02
15.	-	Jimmy Harris (Sr.)	413	72
16.	-	Will Connelly (So.)	410	75
17.	-	Jamaal Franklin (Sr.)	409	13
18.	-	Kim Goetz (Sr.)	401	78
19.	-	Jamaal Franklin (So.)	400	12
20.	-	Will Connelly (Sr.)	397	76
21.	-	Mohamed Abukar (Sr.)	392	07
22.	-	Tony Bland (Sr.)	392	03
23.	-	Trey Kell (So.)	390	16
24.	-	Zach Jones (Sr.)	387	81
25.	-	Lorenzo Wade (Sr.)	387	08

Field Goal Percentage

<i>min. 5 FGA per game</i>				
Rk	DI	Name (Class)	Pct.	Yr.
1.	-	Danny Newport (Fr.)	79.9	54
2.	1.	Billy White (So.)	66.3	09
3.	2.	Billy White (Fr.)	61.5	08
4.	3.	Leon Carter (Sr.)	60.5	96
5.	4.	Leonard Allen (Sr.)	60.1	85
6.	5.	Jalen McDaniels (Fr.)	59.8	18
7.	6.	Kevin Betts (Sr.)	59.8	98
8.	7.	Jerome Habel (Sr.)	59.6	07
9.	8.	Billy White (Sr.)	58.3	10
10.	9.	Mitch McMullen (Sr.)	58.0	89
8.	7.	Joe McNaull (So.)	57.9	92
11.	-	Von Jacobsen (Sr.)	57.3	71
12.	-	Marty Dow (Sr.)	57.2	91
13.	-	Michael Cage (Sr.)	57.0	83
14.	-	Kevin Betts (Sr.)	56.9	97
15.	-	Shawn Jamison (Sr.)	56.23	90
16.	-	Leonard Allen (So.)	56.20	83
17.	-	Billy White (Sr.)	56.18	11
17.	-	Michael Cage (Sr.)	56.18	84
19.	-	Steve Malovic (Sr.)	56.0	78
20.	-	Michael Kennedy (Sr.)	55.93	85
21.	-	Leonard Allen (Sr.)	55.88	84
22.	-	Roy Krusivsky (Sr.)	55.84	98
23.	-	Michael Cage (Fr.)	55.83	81
24.	-	Aerick Sanders (Sr.)	55.4	04
25.	-	Myron Epps (Sr.)	54.88	01

Three-Point Field Goals

<i>in existence since 1986-87 season</i>				
Rk	DI	Name (Class)	3FGs	Yr.
1.	-	Tony Ross (Fr.)	104	87
2.	-	Tony Ross (So.)	100	88
3.	-	Brandon Heath (Sr.)	98	06
4.	-	Brandon Heath (Sr.)	87	07
5.	-	John Sharper (Sr.)	79	06
6.	-	Chase Tapley (Sr.)	77	12
7.	-	D.J. Gay (Sr.)	73	11
8.	-	Jason Richey (Sr.)	72	98
9.	-	Trey K		

SAN DIEGO STATE SINGLE-SEASON RECORDS (CONT.)

21.	James Rahon (So.)	53	11
22.	Max Hoetzel (So.)	52	17
23.	Jamaal Franklin (So.)	51	12
23.	Michael Best (Sr.)	51	89
25.	Matt Mitchell (Fr.)	49	18
25.	Derric Croft (Jr.)	49	94

	Devin Watson (Jr.)	47	18
	Max Montana (Jr.)	40	18

Three-Pt. Field Goal Atts.

in existence since 1986-87 season

Rk	Name (Class)	3FGA	Yr.
1.	Brandon Heath (Sr.)	247	07
2.	Brandon Heath (Jr.)	240	06
3.	Tony Ross (Fr.)	223	87
4.	Tony Ross (So.)	213	88
5.	D.J. Gay (Sr.)	204	11
6.	Jason Richey (Sr.)	202	98
7.	John Sharper (Sr.)	188	06
8.	Chase Tapley (Sr.)	186	13
9.	Trey Kell (So.)	185	16
10.	Josko Visnjic (Jr.)	179	98
10.	Jason Richey (Jr.)	179	97
12.	Chase Tapley (Jr.)	178	12
13.	Michael Best (Sr.)	173	90
14.	Kyle Spain (Sr.)	171	09
15.	Xavier Thames (Sr.)	164	14
16.	Al Faux (Sr.)	161	02
17.	D.J. Gay (Jr.)	160	10
17.	Brandon Heath (Fr.)	160	04
18.	Jamaal Franklin (So.)	157	12
20.	Tony Ross (Jr.)	153	89
21.	Derric Croft (Jr.)	152	94
22.	Brandon Heath (So.)	151	05
23.	Jeremy Hemsley (So.)	150	17
23.	Max Hoetzel (So.)	150	17
23.	Jamaal Franklin (Jr.)	150	13

	Matt Mitchell (Fr.)	136	18
	Devin Watson (Jr.)	122	18
	Max Montana (Jr.)	110	18

Three-Point FG Pct.

min 20 3FGs; in existence since 1986-87 season

Rk	Name (Class)	Pct.	Yr.
1.	Jason Hamilton (Fr.)	50.0	93
2.	Tony Ross (So.)	46.9	88
3.	Chad Nelson (Fr.)	46.7	94
4.	Tony Ross (Fr.)	46.6	87
5.	Richie Williams (So.)	45.8	07
6.	James Rahon (So.)	43.4	11
7.	Chase Tapley (Jr.)	43.3	12
8.	Tony Ross (Jr.)	43.1	89
9.	Michael Best (Jr.)	42.9	89
10.	Al Faux (Jr.)	42.1	01
11.	John Sharper (Sr.)	42.0	06
12.	Al Faux (Sr.)	41.0	02
13.	Brady Trenkle (So.)	40.84	97
14.	Brandon Heath (Jr.)	40.83	06
15.	Steve Sir (Fr.)	40.4	03
16.	John Sharper (So.)	40.0	04
17.	Malik Pope (Jr.)	39.21	17
18.	Kyle Spain (Sr.)	39.18	09
19.	Deandre Moore (Jr.)	39.0	02
20.	Kyle Spain (Jr.)	38.6	08
21.	Devin Watson (Jr.)	38.5	18
22.	Trey Kell (So.)	38.4	16
23.	Jordan Schakel (Fr.)	38.3	18
24.	D.J. Gay (Jr.)	38.1	10
25.	Chase Tapley (So.)	38.0	11

	Max Montana (Jr.)	36.4	18

	Matt Mitchell (Fr.)	36.0	18
	Jordan Schakel (Fr.)	34.6	18

Free Throws

Rk	DI	Name (Class)	FT	Yr.
1.	-	Bob Brady (Jr.)	213	53
2.	1.	Xavier Thames (Sr.)	196	14
3.	2.	Marcus Slaughter (Jr.)	192	06
4.	3.	Michael Cage (Sr.)	186	84
4.	-	Bernie Finlay (Sr.)	186	60
6.	4.	Jamaal Franklin (Jr.)	180	13
7.	-	Tony Pinkins (So.)	170	55
8.	5.	Michael Cage (Jr.)	165	83
8.	-	Tony Pinkins (Sr.)	165	57
10.	6.	Jamaal Franklin (So.)	160	12
	-	Tony Pinkins (Jr.)	150	56
	-	Bob Brady (Sr.)	145	54
7.		Chad Nelson (Sr.)	142	97
8.		Marcus Slaughter (So.)	141	05
9.		Anthony Watson (Sr.)	138	86
10.		Winston Shepard (Sr.)	137	16
10.		Kyle Spain (Sr.)	137	09
10.		Leonard Allen (Sr.)	137	85
13.		Brandon Heath (So.)	132	05
14.		John Martens (Sr.)	130	86
15.		Jason Richey (Jr.)	122	97
15.		Chad Nelson (So.)	122	95
17.		Tony Bland (Jr.)	120	02
18.		Lorenzo Wade (Jr.)	116	08
18.		Mohamed Abukar (Sr.)	116	07
20.		Shawn Jamison (Jr.)	114	90
21.		Tony Bland (Sr.)	113	03
22.		Trey Kell (Jr.)	111	17
22.		Zylan Cheatham (Fr.)	111	16
24.		Kawhi Leonard (So.)	110	11
25.		Mike Mackell (Sr.)	108	03

Free Throw Attempts

DI	Name (Class)	FTA	Yr.
1.	Marcus Slaughter (Jr.)	252	06
2.	Michael Cage (Sr.)	251	84
3.	Xavier Thames (Sr.)	235	14
4.	Shawn Jamison (Jr.)	232	90
5.	Jamaal Franklin (Jr.)	229	13
6.	Michael Cage (Jr.)	221	83
7.	Leonard Allen (Sr.)	204	85
8.	Winston Shepard (So.)	202	12
8.	Marcus Slaughter (So.)	202	05
10.	Jamaal Franklin (So.)	200	12
11.	Winston Shepard (Sr.)	194	16
12.	John Martens (Sr.)	183	86
13.	Anthony Watson (Sr.)	182	86
14.	Mitch McMullen (Jr.)	181	88
15.	Mitch McMullen (Sr.)	175	89
16.	Lorenzo Wade (Jr.)	173	08
17.	Myron Epps (So.)	172	00
18.	Tony Bland (Sr.)	171	03
19.	Tony Bland (Jr.)	169	04
20.	Malcolm Thomas (Jr.)	167	10
20.	Randy Holcomb (Sr.)	167	02
22.	Chad Nelson (Sr.)	166	97
23.	Kyle Spain (Sr.)	164	09
24.	Mike Mackell (Sr.)	164	03
25.	Malcolm Thomas (Sr.)	162	11

Free Throw Percentage

min. 3 FTA per game

Rk	DI	Name (Class)	Pct.	Yr.
1.	1.	Kim Goetz (Sr.)	90.2	79
2.	2.	Jason Richey (Sr.)	85.7	98
3.	3.	Chad Nelson (Sr.)	85.5	97
4.	4.	Gary Schneider (Sr.)	85.2	71
5.	5.	Brandon Heath (Jr.)	84.9	06

6.	6.	Steve Malovic (Sr.)	83.7	79
7.	7.	Kyle Spain (Sr.)	83.5	09
8.	8.	Xavier Thames (Sr.)	83.4	14
9.	-	Mike Spilger (Sr.)	83.3	70
9.	-	Bob Brady (Sr.)	83.3	54
9.		Mohamed Abukar (Sr.)	82.9	07
10.		Xavier Thames (So.)	82.8	12
		Bernie Finlay (So.)	82.6	59
11.		Brandon Heath (So.)	82.0	05
12.		Courtie Miller (Jr.)	81.7	93
13.		Mark Delsman (Sr.)	81.3	77
14.		Courtie Miller (Sr.)	81.1	94
14.		Steve Malovic (Jr.)	81.1	78
16.		Jamaal Franklin (So.)	80.0	12
16.		Kyle Spain (Jr.)	80.0	08
18.		Chad Nelson (Jr.)	79.8	96
19.		Jalen McDaniels (Fr.)	79.2	18
20.		Tony Gwynn (Jr.)	79.0	80
21.		Jamaal Franklin (Jr.)	78.6	13
22.		Jimmy Wilkins (Jr.)	78.5	71
23.		Chris McMurray (Jr.)	78.4	72
24.		Anthony Watson (Jr.)	78.1	85
24.		Pete Geoff (Sr.)	78.1	73

		Matt Mitchell (Fr.)	77.1	18
		Devin Watson (Jr.)	77.0	18

Blocks

in existence since 1978-79 season

Rk	Name (Class)	Blks.	Yr.
1.	Skylar Spencer (Jr.)	91	15
2.	Skylar Spencer (Sr.)	89	14
3.	Leonard Allen (Sr.)	82	85
4.	Malcolm Thomas (Sr.)	75	11
5.	Skylar Spencer (Sr.)	72	16
6.	Valentine Izundu (Sr.)	53	17
7.	Malcolm Thomas (Jr.)	52	10
8.	Skylar Spencer (Fr.)	51	13
9.	Michael Cage (Sr.)	47	84
10.	Marty Dow (Sr.)	46	91
10.	Leonard Allen (Jr.)	46	84
12.	Leonard Allen (Fr.)	45	82
13.	Eddy Gordon (Fr.)	43	80

	Malik Pope (Sr.)	34	18

Steals

in existence since 1978-79 season

Rk	Name (Class)	Stls.	Yr.
1.	Richie Williams (Sr.)	77	09
2.	Anthony Watson (Jr.)	74	85
3.	Richie Williams (So.)	69	07
4.	Matt Watts (Sr.)	65	99
4.	Michael Best (Sr.)	65	90
6.	Brandon Heath (Sr.)	64	07
7.	Brandon Heath (Fr.)	63	05
7.	Raymond King (Fr.)	63	96
7.	Creon Dorsey (Jr.)	63	85
10.	Lorenzo Wade (So.)	62	07

Minutes Played

since 1978-79 season

Rk	Name (Class)	Min.	Yr.
1.	D.J. Gay (Sr.)	1,302	11
2.	Brandon Heath (Sr.)	1,217	07
3.	JJ O'Brien (Sr.)	1,183	15
4.	D.J. Gay (Jr.)	1,175	10
5.	Kawhi Leonard (So.)	1,172	11
6.	Brandon Heath (Jr.)	1,164	06
7.	Chase Tapley (Jr.)	1,157	12
8.	Tony Bland (Jr.)	1,140	02
9.	Malcolm Thomas (Sr.)	1,126	11
10.	Xavier Thames (Sr.)	1,126	14

11.	Richie Williams (So.)	1,123	07
12.	Jamaal Franklin (Jr.)	1,091	13
13.	Richie Williams (Sr.)	1,090	09
14.	Michael Cage (Sr.)	1,085	84
15.	Trey Kell (So.)	1,084	16
16.	Shawn Jamison (Jr.)	1,082	90
17.	Michael Cage (So.)	1,076	82
18.	Michael Cage (Jr.)	1,070	83
19.	Winston Shepard (Sr.)	1,067	16
19.	Randy Holcomb (Sr.)	1,067	02
21.	Kawhi Leonard (Fr.)	1,064	10
22.	Malcolm Thomas (Jr.)	1,063	10
23.	Mohamed Abukar (Sr.)	1,061	07
24.	Lorenzo Wade (Jr.)	1,059	08
25.	Trey Kell (Jr.)	1,050	17

	Devin Watson (Jr.)	1,001	18

Efficiency Points

since 1978-79 season

Rk	Name (Class)	Pts.	Yr.
1.	Michael Cage (Sr.)	820	84
2.	Kawhi Leonard (So.)	725	11
3.	Michael Cage (Jr.)	717	83
4.	Jamaal Franklin (Jr.)	659	13
5.	Marcus Slaughter (Jr.)	643	06
6.	Aerick Sanders (Sr.)	634	04
7.	Malcolm Thomas (Sr.)	628	11
8.	Steve Malovic (Sr.)	620	79
9.	Kawhi Leonard (Fr.)	597	10
10.	Marty Dow (Sr.)	589	91
11.	Randy Holcomb (Sr.)	584	02
12.	Leonard Allen (Sr.)	584	85
13.	Xavier Thames (Sr.)	558	14
14.	Jamaal Franklin (So.)	545	12
15.	Michael Cage (Fr.)	537	81
16.	Anthony Watson (Sr.)	527	86
17.	Malcolm Thomas (Jr.)	525	10
18.	Chase Tapley (Jr.)	517	12
19.	Leon Carter (Sr.)	504	96
20.	Brandon Heath (Sr.)	503	07
20.	Rodney Hawkins (Sr.)	503	98
22.	Marcus Slaughter (So.)	492	05
23.	Kyle Spain (Sr.)	477	09
24.	Mohamed Abukar (Sr.)	475	07
25.	Kim Goetz (Sr.)	474	79

	Malik Pope (Sr.)	470	18

Efficiency Average

since 1978-79 season

Rk	Name (Class)	EPG	Yr.
1.	Michael Cage (Sr.)	29.29	84
2.	Michael Cage (Jr.)	25.61	83
3.	Steve Malovic (Sr.)	22.96	79
4.	Marcus Slaughter (Jr.)	21.43	06
5.	Aerick Sanders (Sr.)	21.13	04
6.	Marty Dow (Sr.)	20.31	91
7.	Kawhi Leonard (So.)	20.14	11
8.	Jamaal Franklin (Jr.)	19.17	13
9.	Michael Cage (Fr.)	19.89	81
10.	Leonard Allen (Sr.)	18.84	85
11.	Anthony Watson (Sr.)	18.82	86
12.	Kim Goetz (Sr.)	18.23	79
13.	Marcus Slaughter (So.)	18.22	05
14.	Randy Holcomb (Sr.)	17.70	02
15.	Kawhi Leonard (Fr.)	17.55	10
16.	Leon Carter (Sr.)	17.38	96
17.	Rodney Hawkins (Sr.)	17.34	88
18.	Jamaal Franklin (So.)	17.03	12
19.	Malcolm Thomas (Sr.)	16.97	11
20.	Eddy Gordon (Fr.)	16.78	80
21.	Joe McNaull (So.)	15.93	92
22.	Michael Cage (So.)	15.86	82

SAN DIEGO STATE SINGLE-SEASON RECORDS (CONT.)

23.	Carlus Groves (Sr.)	15.68	94
24.	Mitch McMullen (Sr.)	15.52	89
25.	Xavier Thames (Sr.)	15.50	14

Pts.-Rebs.-Assists (PRA)

<i>since 1972-73 season</i>			
Rk	Name (Class)	PRA	Yr.
1.	Michael Cage (Sr.)	1,050	84
2.	Kawhi Leonard (So.)	1,028	11
3.	Jamaal Franklin (Jr.)	981	13
4.	Michael Cage (Jr.)	932	83
5.	Randy Holcomb (Sr.)	911	02
6.	Brandon Heath (Sr.)	884	07
7.	Marcus Slaughter (Jr.)	879	06
8.	Anthony Watson (Sr.)	868	86
9.	Jamaal Franklin (So.)	856	12
10.	Xavier Thames (Sr.)	853	14
11.	Kawhi Leonard (Fr.)	834	10
12.	Brandon Heath (Jr.)	832	06
12.	Steve Copp (Sr.)	832	76
14.	Aerick Sanders (Sr.)	808	04
15.	Malcolm Thomas (Sr.)	807	11
16.	Steve Malovic (Sr.)	793	79
17.	Marty Dow (Sr.)	786	91
18.	Will Connelly (Jr.)	771	76
19.	Winston Shepard (Sr.)	768	16
20.	Tony Bland (Jr.)	762	02
21.	Chase Tapley (Jr.)	760	12
22.	Shawn Jamison (Jr.)	759	90
23.	Marcus Slaughter (So.)	757	05
24.	Lorenzo Wade (Jr.)	756	08
25.	Anthony Watson (Jr.)	751	85

7.	Chase Tapley (So.)	31	11
11.	Josh Davis (Sr.)	30	14
11.	JJ O'Brien (So.)	30	14
11.	Winston Shepard (So.)	30	14
14.	Dwayne Polee II (Jr.)	29	14
14.	Aqeel Quinn (Jr.)	29	14
16.	Dakarai Allen (Jr.)	28	16
16.	Angelo Chol (Sr.)	28	16
16.	Zylan Cheatham (Fr.)	28	16
16.	Trey Kell (So.)	28	16
16.	Malik Pope (So.)	28	16
16.	Skylar Spencer (Sr.)	28	16
16.	Tim Shelton (Jr.)	28	11
23.	Jeremy Hemsley (Fr.)	27	16
23.	Winston Shepard (Sr.)	27	16
23.	JJ O'Brien (Sr.)	27	16
23.	Winston Shepard (Jr.)	27	16
23.	Skylar Spencer (Jr.)	27	16

PRA Average

<i>since 1972-73 season</i>			
Rk	Name (Class)	PRA/G	Yr.
1.	Michael Cage (Sr.)	37.50	84
2.	Michael Cage (Jr.)	33.29	83
3.	Anthony Watson (Sr.)	31.00	86
4.	Jamaal Franklin (Jr.)	29.73	13
5.	Steve Malovic (Sr.)	29.37	79
6.	Marcus Slaughter (Jr.)	29.30	06
7.	Steve Copp (Sr.)	28.69	76
8.	Chris McMurray (Jr.)	28.64	72
9.	Kawhi Leonard (So.)	28.56	11
10.	Marcus Slaughter (So.)	28.04	05
11.	Randy Holcomb (Sr.)	27.61	02
12.	Will Connelly (So.)	27.52	75
13.	Marty Dow (Sr.)	27.10	91
14.	Aerick Sanders (Sr.)	26.93	04
15.	Brandon Heath (Sr.)	26.78	07
16.	Kim Goetz (Sr.)	26.77	79
17.	Jamaal Franklin (So.)	26.75	12
18.	Will Connelly (Jr.)	26.59	76
19.	Carlus Groves (Sr.)	25.95	94
20.	Brandon Heath (So.)	25.52	05
21.	Jason Richey (Jr.)	25.48	97
22.	Brandon Heath (Jr.)	25.21	06
23.	Steve Copp (Jr.)	25.11	75
24.	Steffond Johnson (Sr.)	24.76	86
25.	Joel Kramer (Sr.)	24.68	78

Victories

DI	Name (Class)	Wins	Yr.
1.	Brian Carlwell (Sr.)	34	11
1.	D.J. Gay (Sr.)	34	11
1.	James Rahon (So.)	34	11
1.	Malcolm Thomas (Sr.)	34	11
5.	Kawhi Leonard (So.)	33	11
5.	Billy White (Sr.)	33	11
7.	Matt Shrigley (Fr.)	31	14
7.	Skylar Spencer (So.)	31	14
7.	Xavier Thames (Sr.)	31	14

SAN DIEGO STATE FRESHMAN RECORDS

Points

Rk	Name	Points	Year
1.	Tony Ross	455	1987
2.	Jeremy Hemsley	443	2016
3.	Kawhi Leonard	433	2010
4.	Brandon Heath	413	2004
5.	Eddy Gordon	345	1980
6.	Matt Mitchell	343	2018
6.	Presnell Gilbert	338	1977
8.	Jalen McDaniels	327	2018
9.	Anthony Watson	319	1983
9.	Eddie Morris	319	1980
11.	Myron Epps	308	1999
12.	Zylan Cheatham	300	2016

Scoring Average

Rk	Name	PPG	Year
1.	Tony Ross	16.3	1987
2.	Presnell Gilbert	15.4	1977
3.	Brandon Heath	13.8	2004
4.	Eddie Morris	13.3	1980
5.	Eddy Gordon	12.8	1980
6.	Kawhi Leonard	12.7	2010
7.	Jeremy Hemsley	12.0	2016
8.	Myron Epps	11.8	1999
9.	Anthony Watson	11.4	1983
10.	Michael Cage	10.9	1981
---	---	---	---
---	Matt Mitchell	10.2	2018

Rebounds

Rk	Name	Rebounds	Year
1.	Michael Cage	355	1981
2.	Kawhi Leonard	336	2010
3.	Jalen McDaniels	239	2018
3.	Eddy Gordon	239	1980
5.	Zylan Cheatham	205	2016
6.	Marcus Slaughter	204	2004
7.	Billy White	195	2008
8.	Steve Copp	173	1973
9.	Tim Shelton	161	2009
10.	Kyle Spain	158	2006

Rebound Average

Rk	Name	RPG	Year
1.	Michael Cage	13.1	1981
2.	Kawhi Leonard	9.9	2010
3.	Eddy Gordon	8.9	1980
4.	Jalen McDaniels	7.5	2018
5.	Marcus Slaughter	6.8	2004
6.	Steve Copp	6.7	1973
7.	Presnell Gilbert	6.5	1977
8.	Billy White	5.9	2008
9.	Kyle Spain	5.6	2006
9.	Myron Epps	5.6	1999

Assists

Rk	Name	Assists	Year
1.	Raymond King	150	1996
2.	Richie Williams	127	2006
3.	Mark Delsman	120	1974
4.	Bradley Jackson	101	2000
5.	Jason Hamilton	97	1993
6.	Chad Nelson	90	1994
7.	Anthony Watson	85	1983
8.	Tracy Dildy	73	1986
9.	Chase Tapley	72	2010
10.	Jeremy Hemsley	68	2016

Assist Average

Rk	Name	APG	Year
1.	Raymond King	5.2	1996
2.	Mark Delsman	4.6	1974

3.	Richie Williams	3.8	2006
4.	Jason Hamilton	3.7	1993
5.	Bradley Jackson	3.6	2000
6.	Chad Nelson	3.2	1994
7.	Anthony Watson	3.0	1983
8.	Tracy Dildy	2.5	1986
9.	David Abramowitz	2.3	1999
10.	Chase Tapley	2.2	2010

Matt Mitchell 1.8 2018

Blocks

Rk	Name	Blocks	Year
1.	Skylar Spencer	51	2013
2.	Leonard Allen	45	1982
3.	Eddy Gordon	43	1980
4.	Joe McNaull	32	1991
5.	Zylan Cheatham	26	2016
6.	Billy White	25	2008
6.	Evan Burns	25	2003
8.	Malik Pope	24	2015
8.	Kawhi Leonard	24	2010
10.	Michael Cage	20	1981

Jalen McDaniels 18 2018

Steals

Rk	Name	Steals	Year
1.	Raymond King	63	1996
2.	Richie Williams	58	2006
3.	Jason Hamilton	55	1993
4.	Kawhi Leonard	47	2010
4.	Billy White	47	2008
6.	Brandon Heath	41	2004
7.	Tracy Dildy	40	1986
8.	Bradley Jackson	38	2000
9.	Chase Tapley	37	2010
10.	Matt Mitchell	36	2018
10.	Chad Nelson	36	1994

Field Goals

Rk	Name	FG	Year
1.	Kawhi Leonard	166	2010
2.	Tony Ross	152	1987
3.	Eddy Gordon	149	1980
4.	Presnell Gilbert	148	1977
5.	Jeremy Hemsley	147	2016
6.	Brandon Heath	144	2004
6.	Eddie Morris	144	1980
8.	Anthony Watson	132	1983
9.	Jalen McDaniels	122	2018
10.	Billy White	118	2008
11.	Myron Epps	116	1999

Matt Mitchell 115 2018

Field Goal Attempts

Rk	Name	FGA	Year
1.	Brandon Heath	368	2004
2.	Kawhi Leonard	365	2010
3.	Tony Ross	364	1987
4.	Jeremy Hemsley	342	2016
5.	Eddie Morris	326	1980
6.	Presnell Gilbert	321	1977
7.	Anthony Watson	320	1983
8.	Eddy Gordon	312	1980
9.	Matt Mitchell	256	2018
10.	Myron Epps	241	1999

Field Goal Percentage

Rk	Name	Pct.	Year
1.	Billy White	61.5	2008
2.	Jalen McDaniels	59.8	2018
3.	Michael Cage	55.8	1981
4.	Zylan Cheatham	52.8	2016
5.	Tim Shelton	50.2	2009
6.	Chase Tapley	50.0	2010
7.	Kyle Spain	49.5	2006
8.	Evan Burns	49.2	2003
9.	Myron Epps	48.1	1999
10.	Eddy Gordon	47.8	1980

Three-Point Field Goals

Rk	Name	3FGs	Year
1.	Tony Ross	104	1987
2.	Matt Mitchell	49	2018
3.	Brandon Heath	48	2004
4.	Steve Sir	46	2003
5.	D.J. Gay	45	2008
6.	Jeremy Hemsley	42	2016
7.	Matt Shrigley	40	2014
8.	Chase Tapley	35	2010
9.	David Abramowitz	29	1999
10.	Jason Hamilton	28	1993

Three-Point Field Goal Attempts

Rk	Name	3FGA	Year
1.	Tony Ross	223	1987
2.	Brandon Heath	160	2004
3.	Matt Mitchell	136	2018
4.	D.J. Gay	121	2008
5.	Jeremy Hemsley	118	2016
6.	Steve Sir	114	2003
7.	Matt Shrigley	113	2014
8.	Matt Mitchell	102	2018
9.	Chase Tapley	93	2010
10.	David Abramowitz	87	1999
11.	Robert Ringo	84	1992

Three-Point Field Goal Pct.

Rk	Name	Pct.	Year
1.	Jason Hamilton	50.0	1993
2.	Chad Nelson	46.7	1994
3.	Tony Ross	46.6	1987
4.	Steve Sir	40.4	2003
5.	Chase Tapley	37.6	2010
6.	D.J. Gay	37.2	2008
7.	Matt Mitchell	36.0	2018
8.	Jeremy Hemsley	35.6	2016
9.	Matt Shrigley	35.4	2014
10.	Jordan Schakel	34.6	2018
11.	Bradley Jackson	33.9	2000

Free Throws

Rk	Name	FT	Year
1.	Zylan Cheatham	111	2016
2.	Jeremy Hemsley	107	2016
3.	Kawhi Leonard	85	2010
4.	Jalen McDaniels	80	2018
5.	Brandon Heath	77	2004
6.	Myron Epps	76	1999
7.	Steve Copp	76	1973
8.	Matt Thomas	65	2005
8.	Michael Cage	65	1981
10.	Matt Mitchell	64	2018
11.	Kyle Spain	63	2006

12.	Chad Nelson	60	1996
12.	Courtie Miller	60	1991

Free Throw Attempts

Rk	Name	FTA	Year
1.	Zylan Cheatham	155	2016
2.	Myron Epps	147	1999
3.	Jeremy Hemsley	141	2016
4.	Kawhi Leonard	117	2010
5.	Steve Copp	113	1973
6.	Brandon Heath	110	2004
7.	Jalen McDaniels	101	2018
8.	Vincent Okotie	96	1999
9.	Matt Thomas	95	2005
10.	Kyle Spain	92	2006
11.	Trey Kell	91	2015

Free-Throw Percentage

Rk	Name	Pct.	Year
1.	Jalen McDaniels	79.2	2018
2.	Matt Mitchell	77.1	2018
3.	Jeremy Hemsley	75.9	2016
4.	Michael Cage	75.6	1981
5.	Bradley Jackson	74.0	2000
6.	Chad Nelson	73.2	1994
7.	Kawhi Leonard	72.6	2010
8.	Marcus Slaughter	72.4	2004
9.	Zylan Cheatham	71.6	2016
9.	Richie Williams	71.6	2006

Minutes Played

Rk	Name	Min.	Year
1.	Kawhi Leonard	1,064	2010
2.	Michael Cage	1,031	1981
3.	Raymond King	1,016	1996
4.	Jeremy Hemsley	1,014	2016
5.	Billy White	946	2008
6.	Richie Williams	935	2006
7.	Brandon Heath	897	2004
8.	Jason Hamilton	874	1993
9.	Matt Mitchell	855	2018
10.	Bradley Jackson	830	2000
11.	Eddy Gordon	805	1980

Jalen McDaniels 787 2018

Efficiency Points

Rk	Name	Points	Year
1.	Kawhi Leonard	597	2010
2.	Michael Cage	537	1981
3.	Jalen McDaniels	502	2018
4.	Eddy Gordon	453	1980
5.	Billy White	429	2008
6.	Zylan Cheatham	390	2016
7.	Marcus Slaughter	360	2004
8.	Matt Mitchell	346	2018
9.	Jeremy Hemsley	339	2016
10.	Tim Shelton	329	2009
11.	Kyle Spain	320	2006

Efficiency Average

Rk	Name	EPG	Year
1.	Michael Cage	19.89	1981
2.	Kawhi Leonard	17.55	2010
3.	Eddy Gordon	16.78	1980
4.	Jalen McDaniels	15.69	2018
5.	Billy White	13.00	2008
6.	Marcus Slaughter	12.00	2004
7.	Evan Burns	11.69	2003

SAN DIEGO STATE FRESHMAN RECORDS (CONT.)

8.	Kyle Spain	11.43	2006
9.	Jason Hamilton	10.42	1993
10.	Matt Mitchell	10.81	2018

Points-Rebs.-Assists (PRA)

since 1972-73 season

Rk	Name	PRA	Year
1.	Kawhi Leonard	834	2010
2.	Michael Cage	661	1981
3.	Eddy Gordon	630	1980
4.	Jeremy Hemsley	600	2016
5.	Jalen McDaniels	594	2018
6.	Tony Ross	551	1987
7.	Brandon Heath	546	2004
8.	Zylan Cheatham	541	2016
9.	Matt Mitchell	528	2018
10.	Presnell Gilbert	516	1977
11.	Billy White	508	2008
12.	Steve Copp	476	1973

PRA Average

since 1972-73 season

Rk	Name	PRAPG	Year
1.	Kawhi Leonard	24.53	2010
2.	Michael Cage	24.48	1981
3.	Presnell Gilbert	23.45	1977
4.	Eddy Gordon	23.33	1980
5.	Tony Ross	19.68	1987
6.	Jalen McDaniels	18.56	2018
7.	Steve Copp	18.31	1973
8.	Brandon Heath	18.20	2004
9.	Eddie Morris	18.08	1980
10.	Myron Epps	17.96	1999
	...		
	Matt Mitchell	16.50	2018