Aztec Basketball

GAME 30

(4) BYU (17-10/7-7) vs. (5) SDSU (18-11/7-7)

Thursday, March 7, 2002
2:30 p.m. PST
Thomas & Mack Center (18,500)
Las Vegas, Nev.

Tip Time: 2:30 p.m. PST

Television: ESPN+Plus.

Radio: XTRA AM-690 in San Diego. Jim Stone (play-by-play).

The Records: San Diego State is 18-11 and 7-7 in conference play after the Aztecs won for the fifth time in six games with a 49-47 decision over Air Force on Saturday at Cox Arena. Brigham Young ended the regular season with a 17-10 record, 7-7 in league play after a 79-75 loss at Colorado State on Saturday.

SDSU Coach Steve Fisher: Fisher (Illinois State '67) is in his third season at San Diego State with a record of 37-48. Now in his 11th full season he has amassed a 221-130 mark. Fisher led Michigan to the 1989 national championship and made three trips to the national championship game in his eight full seasons in Ann Arbor. The 1991-92 national coach of the year led the Aztecs to a 14-14 mark last year.

BYU Coach Steve Cleveland: Cleveland (UC Irvine '76) is in his fifth season both at Brigham Young and overall. He has guided the Cougars to an 84-67 mark, including the 2001 Mountain West Conference Championship and a berth in the NCAA Tournament.

The Series: Brigham Young leads the series 35-14 after the teams split the season series this year. Brigham Young won in Provo, 75-64 on Jan. 12 while the Aztecs won in San Diego on Feb. 11 by a 77-73 score. This is the first postseason meeting between the teams.

SDSU Schedule/Results

Red Raider Classic (Lubbock, Texas)

N.16	vs. Northern Iowa	W, 71-57
N.17	at Texas Tech	L, 71-81
N.21	Norfolk State	W, 78-71
N.24	at New Mexico State	L, 79-94
N.27	UC San Diego	W, 98-53
D.1	Cal State Northridge	W, 80-70
D.5	at San Diego	L, 67-72
D.8	(21/16) Fresno State	W, 93-78
D.14	at Hawai'i	W, 61-58
D.20	Eastern Washington	W, 86-58
D.29	at (1/1) Duke	L, 79-92
D.31	Columbia	W, 75-59
J.2	IPFW	W, 90-72
J.8	at Texas A&M-Corpus Christi	W, 82-79
J.12	at Brigham Young*	L, 64-75
J.14	at Utah*	L, 70-76
J.19	Colorado State*	W, 81-69
J.21	Wyoming*	ot-L, 85-88
J.26	UNLV*	ot-L, 79-80
J.29	Houston	W, 78-66
F.2	at New Mexico*	W, 78-65
F.4	at Air Force*	L, 54-67
F.9	Utah*	L, 53-70
F.11	Brigham Young*	W, 77-73
F.16	at Colorado State*	W, 75-63
F.18	at Wyoming*	W, 68-64
F.23	at UNLV*	ot-L, 76-83
F.28	New Mexico*	W, 84-71
M.2	Air Force*	W, 49-47

Mountain West Tournament (Las Vegas, Nev.)

M.7 vs. (4) Brigham Young 2:30 p.m.

MWC Tournament Schedule

Thursday, March 7
(1) Wyoming vs. (8) Air Force, noon (ESPN+Plus)
(4) BYU vs. (5) SDSU, 2:30 p.m. (ESPN+Plus)
(2) Utah vs. (7) Colorado St., 6 p.m. (ESPN+Plus)
(3) UNLV vs. (6) New Mexico, 9 p.m. (ESPN)

Friday, March 8
Semifinal Game One, 6 p.m. (ESPN+Plus)
Semifinal Game Two, 9 p.m. (ESPN)

Saturday, March 9
Championship Game, 7 p.m. (ESPN)

All Times Pacific

San Diego State and the 2002 MWC Tournament

Current Record: 18-11 overall, 7-7 in the MWC (4th-place tie).

Tournament Seed: 5th (lost tie-breaker to Brigham Young).

MWC Tournament Appearance: This is the third annual Mountain West Conference Tournament and the third for the Aztecs. SDSU is 0-2 in MWC Tournament action.

All-Time Tournament Record: 14-15 in 17 conference tournaments. The Aztecs have lost three straight conference tournament games dating back to a 60-57 overtime win over Wyoming in the 1998 Western Athletic Conference Tournament.

Steve Fisher's Conference Tournament Record: 0-2. Both losses coming while at SDSU as the Big Ten did not have a tournament when he coached at Michigan.

Conference Tournament Titles: 2. 1976 PCAA Champions and 1985 WAC Champions.

Record Prior to Quarterfinals: 7-2

Record in Quarterfinals: 3-10

Record in Semifinals: 2-3

Record in Finals: 2-0

Tournament Record in Las Vegas: 1-3

Record vs. Brigham Young in Postseason Play: First meeting

Record in PCAA Tournament: 4-2

Record in WAC Tournament: 10-11

Record in Mountain West Tournament: 0-2

San Diego State Tournament Headquarters: Embassy Suites, 4315 Swenson Street; Las Vegas, Nevada 89119. Telephone: (702) 795-2800; Fax (702) 795-1520.

SID Contacts: Assistant Sports Information Director Mike May and Assistant Athletic Director for Media Relations Kevin Klintworth will be present in Las Vegas.

Interview Opportunities: San Diego State coach Steve Fisher and players will be available on Tuesday during the Aztecs' scheduled press conference. Details can be found to the right. All other interview requests should be made through the SID office. Please note there is no formal press conference in Las Vegas prior to the quarterfinal round games.

Selection Sunday Press Conference: San Diego State coach Steve Fisher will be available at a time and site to be determined.

Week-At-A-Glance

Monday, March 4

9:02 a.m.	MWC/Steve Fisher Teleconference
3:30 p.m.	SDSU Practice - Cox Arena

Tuesday, March 5

2:15 p.m.	Press Luncheon - Cox Arena
2:40 p.m.	Steve Fisher Press Conference
3:00 p.m.	SDSU Player Press Conference
3:30 p.m.	SDSU Practice - Cox Arena

Practice on Wednesday has yet to be determined. SDSU has time alloted in Las Vegas for an open practice but may elect not to use it.

Wednesday, March 6

11:30 a.m.	Depart Cox Arena
1:30 p.m.	Fly to Las Vegas, Southwest No. 1497 (arrive at 2:20 p.m.)
5:30 p.m.	SDSU Practice - Gym No. 1 (UNLV)

Times local to site.

▶ NOTE OF THE WEEK: For the seven seasons from 1993-94 to 1998-99, San Diego State had an average RPI of 190. Last season, the Aztecs jumped to 154 in the final RPI and this season, as of Monday, San Diego State was 52 in the RPI.

Page 2

SDSU Quick Facts

Location	San Diego, CA 92182
Founded	1897
Enrollment	33,500
Symbol	Aztecs
Colors	Scarlet (PMS 185) and Black
President	Dr. Stephen L. Weber
Exec. Director of Athletics	Rick Bay
SDSU Ticket Office	(619) 283-SDSU

SDSU and BYU Contact Information

SDSU MBB SID	Mike May
Office Phone	(619) 594-5342
Cell Phone	(619) 957-8372
Home Phone	(619) 265-2375
E-mail	mmay@mail.sdsu.edu
SDSU SID Fax	(619) 582-6541
SDSU Website	goaztecs.com

BYU MBB SID	Brett Pyne
Office Phone	(801) 378-4912
Home Phone	(801) 796-6687
E-mail	brett_pyne@byu.edu
BYU SID Fax	(801) 378-3520
BYU Website	byucougars.com

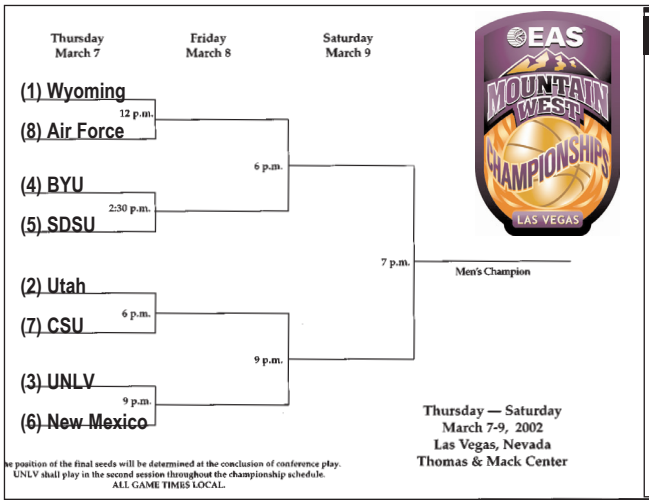

MWC Tournament Schedule

Thursday, March 7
(1) Wyoming vs. (8) Air Force, noon (ESPN+Plus)
(4) BYU vs. (5) SDSU, 2:30 p.m. (ESPN+Plus)
(2) Utah vs. (7) Colorado St., 6 p.m. (ESPN+Plus)
(3) UNLV vs. (6) New Mexico, 9 p.m. (ESPN)

Friday, March 8
Semifinal Game One, 6 p.m. (ESPN+Plus)
Semifinal Game Two, 9 p.m. (ESPN)

Saturday, March 9
Championship Game, 7 p.m. (ESPN)

Aztecs Open Mountain West Conference Tournament Play with Thursday Afternoon Game Against Brigham Young

Having secured its first winning season in six years, its highest victory total in 17 years and its first .500 or better conference record since the 1984-85 campaign, fifth-seeded San Diego State, 18-11 overall and 7-7 in the Mountain West Conference, opens up the 2002 EAS Mountain West Conference Championship with a Thursday afternoon game against fourth-seeded Brigham Young, 17-10 overall and 7-7 in league action. The game, scheduled to tip-off at 2:30 p.m. PST, will be televised by ESPN+Plus, will be available nationally through ESPN Full Court, and will be broadcast on XTRA-AM 690.

The Aztecs, enter the tournament having won five of their last six games, their best stretch to end a regular season since 1977-78 (24 seasons) when SDSU won nine of 10 games, and ended the regular season with a hard fought 49-47 victory over Air Force. Senior guard Al Faux came off a ball screen at the top of the key and hit a running jumper with 2.6 seconds remaining to provide the winning margin.

Brigham Young ended the season with a heartbreaking 79-75 overtime loss at Colorado State last Saturday. The Cougars ended the season with a perfect 15-0 mark at the Marriott Center, a 1-10 road record and a 1-0 record on neutral courts. The neutral court victory was an impressive one, defeating 12th-ranked Stanford 81-76 at the Thomas & Mack Center on Dec. 22.

The teams finished in a tie for fourth place. The Cougars won the tie-breaker and will get to wear the light jersey based on the teams' record against second-seeded Utah. Brigham Young split with the Utes, while SDSU was swept by the team from Salt Lake City, giving the Cougars the higher seed.

Thursday will mark the 50th meeting between the teams, with Brigham Young owning a 35-14 series advantage. The teams split games this season, with the Cougars winning 75-64 in Provo and the Aztecs claiming a 77-73 decision in San Diego.

MWC Standings

Since Feb. 11

1.	**San Diego State ◄**	**5-1**
	UNLV	5-1
3.	Wyoming	4-2
4.	Brigham Young	3-3
	Utah	3-3
6.	New Mexico	2-4
	Colorado State	2-4
8.	Air Force	0-6

Aztecs At-A-Glance

^- Indicates walk-on; Probable Starters Shaded

No.	Name (Career G/GS)	Pos.	Ht.	Wt.	Cl.	PPG	RPG	Misc.	Note
0	Tommy Johnson (20/0)	G	6-4	184	Fr.	1.5	0.9	33.3 3FG Pct.	Made 11 of last 23 FGs after connecting on just one of his first 10
1	Deandre Moore (83/48)	G	5-10	195	Jr.	3.3	2.1	2.9 apg	2nd on team in assists; 31 assists and 11 TOs in last 10 games
2	Brandon Smith (107/53)	G/F	6-7	215	Sr.	3.7	2.3	2.4 apg	Shooting 58.5 percent from the floor; Has a 1.5 assists-to-TO ratio
3	Chris Walton (57/3)	F	6-9	228	So.	3.0	3.0	0.8 apg	Had big game vs. NM last Thurs.: 8 pts., 9 rebs., CH 4 blks., 19 min.
4	Tony Bland (93/61)	G	6-5	192	Jr.	16.4	3.6	3.6 apg	Ten 20-point scoring games this season; CH 33 pts. vs. Houston
5	Al Faux ^ (53/37)	G	6-2	178	Sr.	16.7	3.6	40.7 3FG Pct.	Scored 10+ points in 26 of last 27; Trey in 10 straight games
10	Karlo Kovacic (45/12)	G	6-5	196	Sr.	2.6	0.3	0.5 apg	Had six points in 17 mins. vs. AFA on Senior Day
20	Trimaine Davis (0/0)	F	6-7	212	Fr.	--	--	--	REDSHIRT CANDIDATE. Talented freshman who has yet to play
21	Steve Sir (0/0)	G	6-6	192	Fr.	--	--	--	REDSHIRT CANDIDATE. Walk-on sharpshooter from Minnesota
23	Randy Holcomb (88/57)	F	6-9	222	Sr.	17.2	9.3	51.3 FG Pct.	Has 10+ points in 52-of-57 games at SDSU; 19 career double-doubles
30	Mike Mackell (29/25)	C	6-9	241	Jr.	10.3	4.4	52.7 FG Pct.	'01 Calif. junior college player of the year; 33 minutes total in last 2 gms.
31	Andre Torres ^ (12/0)	G	5-9	170	Jr.	--	--	--	REDSHIRT CANDIDATE. Walk-on guard who may redshirt
32	Ben Wardrop ^ (12/0)	G	6-2	185	So.	0.8	0.8	0.2 apg	Walk-on with tremendous work ethic; Hit a trey at the buzzer vs. EWU
33	Myron Epps (109/82)	F	6-6	221	Sr.	2.3	2.4	19-29 FTs	1,082 career points for 13th place in SDSU history; 15+ mins. in 6 straight
34	Aerick Sanders (45/0)	F	6-8	198	So.	2.4	3.0	0.8 bpg	Has 87 rebounds in 321 minutes this season; Per 40 minute avg.: 10.8 reb.
40	Markee White (0/0)	F	6-7	184	Fr.	--	--	--	REDSHIRT CANDIDATE. Gaining valuable experience for future

Head Coach: Steve Fisher (Illinois State, 1967) • 221-130 (11th full season overall) • 37-48 (third season at SDSU)
Assistant Head Coach: Brian Dutcher (Minnesota, 1982)
Assistant Coaches: Marvin Menzies (UCLA, 1986), Jim Tomey (Michigan, 1981)
Director of Operations: Gregg Gottlieb (UCLA, 1995)
Athletic Trainer: Mark Haines (Metropolitan State College, 1987)

SDSU Most Victories

Div. I Era (starting 1969-70)

Rk.	Year	Record
1.	1984-85	23-8
2.	1981-82	20-9
3.	1977-78	19-9
4.	**2001-02 ◀**	**18-11**
	1982-83	18-10
	1971-72	18-10

Highest Conf. Win. Pct.

Div. I Era (starting 1969-70)

Rk.	Year	Pct.
1.	1977-78	78.6 (11-3)
2.	1976-77	75.0 (9-3)
3.	1984-85	68.8 (11-5)
	1981-82	68.8 (11-5)
5.	1974-75	60.0 (6-4)
6.	1972-73	58.3 (7-5)
	1971-72	58.3 (7-5)
8.	**2001-02 ◀**	**50.0 (7-7)**
	1982-83	50.0 (8-8)
	1980-81	50.0 (8-8)
	1975-76	50.0 (5-5)

Highest Attendance Average

Rk.	Year	Average
1.	**2001-02 ◀**	**6,165**
2.	1981-82	4,824
3.	1980-81	4,787
4.	2000-01	4,528
5.	1997-98	4,312

'01-02 Conference RPI

As of Sun., March 2

Rk.	Team	RPI
1.	Utah	21
2.	Brigham Young	43
3.	**SDSU ◀**	**53**
4.	Wyoming	55
5.	New Mexico	58
6.	UNLV	68
7.	Colorado State	162
8.	Air Force	191

Highest Two-Year Win Total

Div. I Era (starting 1969-70)

Rk.	Year	Wins
1.	1984-85	38
	1982-83	38
3.	1981-82	35
4.	1985-86	33
	1983-84	33
	1972-73	33
7.	**2001-02 ◀**	**32**

Year listed represents second half of the season. For exam-

On the Line

▶ With 18 victories this season, San Diego State has posted its highest single-season victory totals since the 1984-85 team went to the NCAA tournament and finished 23-8. This is the third consecutive year, all under Steve Fisher, the Aztecs have bettered their win total from the previous season (4 to 5 to 14 to 18 this season). The 18 victories are the fourth highest victory total of the Division I era (beginning with the 1969-70 season).

▶ The Aztecs finished league play with a 7-7 record, marking the first time SDSU has finished .500 in conference action since the 1984-85 team finished second in the WAC with an 11-5 mark. In the previous 15 seasons, the Aztecs have averaged 3.9 league wins. After finishing no better than sixth place in a conference (Western Athletic or Mountain West) since the 1984-85 campaign and having an average finish of 7.7 in the previous 16 seasons, the Aztecs finished in a tie for fourth place.

▶ At 18-11 overall, San Diego State is seven games above .500 for the first time this season and the second time in the Steve Fisher era (10-3 after 13 games in 2000-01). This is the first time the Aztecs have been seven games above .500 in March since the 1984-85 campaign.

▶ San Diego State had a string of four consecutive games with a field goal percentage of at least 50 percent come to an end against Air Force on Saturday. Nonetheless, the Aztecs have connected on 48.1 percent from the floor on the season which ranked 15th in the most recent NCAA statistics. (Kansas, Duke and Oregon are the top three teams in the category).

▶ The Aztecs' high-scoring trio of Randy Holcomb, Al Faux and Tony Bland combined to score 58 points in San Diego State's 13-point win over New Mexico on Thursday. SDSU is 10-1 this season in regulation games when the triumvir scores at least 50 points. The lone loss came when they combined for 58 points in the loss to top-ranked Duke.

▶ San Diego State set a school record in attendance this season in both total home attendance (92, 475) and home average (6,165). In 15 home games this season, San Diego State shattered the previous school record for highest average, set back in 1981-82 when SDSU averaged 4,824. This season's average was a 36.1 percent increase over last season. This season's attendance is an increase of 135.4 percent over Steve Fisher's first season (1999-2000).

▶ San Diego State posted a 5-3 record in February, marking the fourth straight month the Aztecs have posted a .500 or better mark. The last time the Aztecs had a break-even record or better in Nov., Dec., Jan. and Feb. in the same season was 1984-85. The Aztecs are off to a 1-0 start in March and are looking to post a .500 or better mark in all five months of the same season.

Project Postseason

San Diego State head coach Steve Fisher has stated the goal for the 2001-02 basketball team throughout the season - to play in a postseason tournament.

As we approach selection Sunday, the Aztecs' resume continues to get stronger. Below is a quick look at some of the reasons many believe the Aztecs will return to the postseason for the first time since the 1984-85 campaign.

▶ As of Sunday, San Diego State had the 53rd ranked RPI which is the third highest rating in the Mountain West Conference, the seventh-highest ranked league.

▶ As of Sunday, San Diego State's strength of schedule ranked as the 35th most difficult in the nation and the second most difficult in the Mountain West Conference.

▶ As of Sunday, San Diego State was one of just 21 teams in the country that ranked among the top 10 percent in strength of schedule (top 35) and won at least 18 games this season. In fact, the Aztecs were the only school not affiliated with the six power leagues (ACC, Big East, Big 10, Big 12, Pac 10 and SEC) to meet both qualifications.

▶ The Aztecs ended the regular-season playing their best basketball of the campaign. San Diego State has won five of its last six games and is seven games above .500 for the first time this season. During that stretch, the Aztecs became the only team this season to defeat MWC regular-season champion Wyoming in Laramie.

▶ Interest in the San Diego State basketball program is at an all-time high. In addition to shattering the single-season attendance mark this season, the Aztecs also played in front of six of the 10 largest crowds in arena history.

▶ Simply put... great storylines like Steve Fisher, one of six coaches to win both the NCAA and the NIT championships and NBA Draft prospect Randy Holcomb.

Page 3

San Diego State 2001-02 Player Honors

▶ Tony Bland

MWC Newcomer of the Year, Media (Preseason)
Red Raider Classic All-Tournament Team (Nov. 17)
M W C Player of the Week (Dec. 3)
M W C Honorable Mention, Coaches (Mar. 4)

▶ Al Faux

M W C Player of the Week (Dec. 10)
M W C Second Team, Coaches (Mar. 4)

▶ Randy Holcomb

First Team All-MWC, Media (Preseason)
Red Raider Classic All-Tournament Team (Nov. 17)
NBCSports.com 10 best college players who have escaped attention of fans and media (Dec. 10)
M W C Player of the Week (Jan. 14)
M W C Player of the Year, Collegeinsider.com (Mar. 1)
MWC First Team, Coaches (Mar. 4)

▶ Mike Mackell

Lindy s Second Best Junior College Power Forwards (Preseason)
The Sporting News Top 10 Junior College Power Forwards (Preseason)
Street & Smith JC All-West Team (Preseason)

▶ Deandre Moore

The Sporting News M W C Best Player Under 6-0 (Preseason)

Page 4

Stat Comparison

Category	SDSU	BYU
Record	18-11	17-10
Conference Record	7-7	7-7
Points Per Game	75.2	71.0
Opponent PPG	70.7	65.0
Field Goal Pct.	48.1	47.4
Opp. Field Goal Pct.	43.0	42.1
3-Pt. FG Per game	4.5	5.7
3-Pt. FG Pct.	36.2	39.9
Opp. 3-Pt. FG Pct.	33.5	30.5
FT Percentage	65.8	76.5
Rebound Margin	+4.4	+2.0
Turnover Margin	-0.3	-0.9

Mountain West Conf.

Final Regular Season Standings

	Conference		Overall	
Team	W	L	W	L
Wyoming	11	3	20	7
Utah	10	4	20	7
UNLV	9	5	18	9
San Diego State ◀	**7**	**7**	**18**	**11**
BYU	7	7	17	10
New Mexico	6	8	16	12
Colorado State	3	11	12	17
Air Force	3	11	9	18

Results

▶ Monday, Feb. 25

Colorado State 59, at Air Force 51

at New Mexico 74, Wyoming 65

▶ Thursday, Feb. 28

Utah 72, at Colorado State 62

at UNLV 73, Air Force 66

at Wyoming 76, BYU 60

at San Diego State 84, New Mexico 71

▶ Saturday, March 2

at Wyoming 57, Utah 56

at Colorado State 79, BYU 75, overtime

at San Diego State 49, Air Force 47

at UNLV 91, New Mexico 82

End of Regular Season

(4) Brigham Young Roster (17-10/7-7 MWC)

No.	Name	Pos.	Ht.	Wt.	Cl.	PPG	RPG	Hometown	Probable Starters ◀
2	Travis Hansen ◀	G	6-6	210	Jr.	15.5	6.4	Orem, Utah (Utah Valley State College)	
3	Mark Bigelow ◀	F	6-7	190	So.	14.8	2.8	Olympia, Wash. (Olympia High)	
4	Jesse Pinegar	F	6-9	225	Fr.	0.3	0.5	Salt Lake City, Utah (Brighton High)	
10	Terry Nashif	G	5-10	165	Fr.	0.5	0.4	Vancouver, Wash. (Evergreen High)	
12	Shawn Opunui	G	5-11	175	Fr.	1.5	1.0	Orem, Utah (Orem High)	
20	Daniel Bobik	G	6-6	205	So.	6.3	2.3	Newbury Park, Calif. (Newbury Park High)	
22	Jimmy Balderson	G	6-6	200	Fr.	4.1	1.5	Magrath, Alberta (Margrath High)	
25	Eric Nielsen ◀	F	6-9	215	Sr.	10.4	4.9	Fremont, Calif. (Irvington High)	
31	Matt Montague ◀	G	6-0	190	Sr.	6.6	4.1	Louisville, Ky. (Male High)	
32	Bart Jepsen	F	6-9	235	So.	0.9	1.5	Roswell, N.M. (Roswell High)	
40	Don Howard ◀	C	7-0	225	So.	1.7	2.1	Kaysville, Utah (Davis High)	
42	Jon Carlisle	C	6-10	260	So.	1.8	1.5	Salt Lake City, Utah (Utah)	
52	Jared Jensen	C	6-9	245	Fr.	9.3	3.5	Plain City, Utah (Fremont High)	

Head Coach: Steve Cleveland
Associate Head Coach: Dave Rose
Assistant Coaches: Andy Toolson, John Wardenburg

SDSU vs. BYU Series

Series. . . . . BYU, 35-14
Streak . . . . . SDSU, 1

In San Diego . . . BYU, 14-12
Home Streak . . . . . SDSU, 1

In Provo. . . . . BYU, 21-2
Away Streak . . . . . BYU, 4

The Big Note: The Aztecs are attempting to win consecutive meetings with the Cougars for just the fifth time in series history.

Coach Breakdown

Fisher v. BYU. 2-4
Cleveland v. SDSU 7-1
Fisher v. Cleveland 1-4

Know Thy Enemy: About Brigham Young

Location: Provo, Utah
Founded: 1875
Enrollment: 30,069
President: Merrill J. Bateman
Nickname: Cougars
Colors: Blue, White and Tan
Arena: Marriott Center (22,700)

SDSU-Brigham Young Series History

▶ Brigham Young leads the all-time series 35-14. See right column of page five for series results.

▶ Thursday's meeting will be the 50th between the Aztecs and Cougars, but the first in postseason play..

▶ The teams split the series this season with each school winning on its home court. On Jan. 12 in Provo, the Cougars claimed a 75-64 decision for their fourth straight series victory in Provo. On Feb. 11 in San Diego, the Aztecs snapped an eight-game Cougar win streak in the series with a 77-73 decision.

▶ Although the Aztecs snapped the Cougars eight-game series win streak last month, Brigham Young has still won eight of the last nine and 20 of the last 23 meetings.

▶ San Diego State has not won consecutive meetings with Brigham Young since claiming wins on Feb. 18, 1995 and Jan.. 13, 1996. Only four times in series history has San Diego State claimed at least two straight games from the Cougars. In fact, just once since 1986 has SDSU won at least two straight in the series (the aformentioned '95 and '96 meetings).

▶ The first meeting between the teams came on Dec. 19, 1940 with San Diego State claiming a 49-45 home-court victory. The Cougars would not claim a victory in the series for another 39 years (Feb. 3, 1979).

Brigham Young-San Diego State Recent Meetings

▶ San Diego State 77, Brigham Young 73; Feb. 11, 2002; Cox Arena; San Diego, Calif.

Two days after its worst performance of the season and just hours after learning head coach Steve Fisher's mother had passed away, San Diego State delivered its most inspired performance of the season.

The Aztecs never trailed in defeating Brigham Young for the first time in eight tries, 77-73, on Feb. 11 at Cox Arena.

San Diego State had five players score 13 or more points and dished out 20 assists while tying a season-low with just seven turnovers.

Despite the solid team effort, Brigham Young hung tight for the entire contest based on 51.0 percent field goal shooting for the game, including 60.0 percent after intermission.

Despite leading throughout, the Aztecs' biggest advantage was 11 points in the first half and nine points in the second half.

Randy Holcomb recorded a double-double with 15 points and 10 rebounds. Mike Mackell added 15 points, while Deandre Moore, Tony Bland and Al Faux each chipped in 13 points.

Moore enjoyed his best game of the season. In addition to connecting on 4-of-4 attempts from three-point range, he also recorded six assists and did not commit a turnover in 25 minutes of action.

The game marked just the third time in the Steve Fisher era the Aztecs have won a game when the opponent has shot better than 50.0 percent from the floor.

▶ Brigham Young 75, San Diego State 64; Jan. 12, 2002; Marriott Center; Provo, Utah

BYU held San Diego State to a season-low 36.8 percent field goal shooting and connected on 26-of-35 free throw attempts to claim a 75-64 victory in the opening Mountain West Conference game for both teams.

The Cougars had four players score in double figures in extending their home winning streak to 29 games. Travis Hansen led the way with 19 points, including three three-point field goals.

The Aztecs were led for the sixth consecutive game by forward Randy Holcomb. The senior scored a game-high 21 points and added 11 rebounds to record a double-double for the third consecutive game. Junior center Mike Mackell connected on 11-of-12 free throws en route to 15 points and senior guard Al Faux added 14 points.

The Cougars led 39-32 at intermission and extended the lead to 54-37 with 12:04 left. San Diego State responded with a 13-2 run and eventually chiseled the lead down to four points with 3:18 to play. San Diego State had the ball with a chance to pull closer, but an Aztec turnover followed by four straight Cougar points iced the game for Brigham Young.

San Diego State enjoyed a 44-28 edge in rebounds but was not able to overcome a cold shooting night.

In a Hurry? Try Aztec Cliff Notes

SDSU By the Numbers

Overall Record	18-11
MWC Record	7-7
MWC Finish	4th (tie)
Record vs. AP 25	1-1
Home Record	12-3
Road Record	5-8
Neutral Record	1-0
vs. current RPI 1-25	0-4
vs. current RPI 1-50	2-5
vs. current RPI 51-100	5-4
vs. current RPI 100+	9-2
vs. Non-Division I	2-0

San Diego State starts a three-guard lineup consisting of Deandre Moore, Al Faux and Tony Bland... The frontcourt is comprised of Randy Holcomb and Mike Mackell... The Aztecs have had three different players earn Mountain West Conference Player of the Week awards this season - Tony Bland, Al Faux and Randy Holcomb... The Aztecs feature three of the top five scorers in the league in Randy Holcomb (17.2), Tony Bland (16.7) and Al Faux (16.4)... Off the bench the Aztecs have primarily used Brandon Smith, Aerick Sanders, Myron Epps and Chris Walton.

The high-scoring trio of Holcomb, Bland and Faux have accounted for 1,395 points this season and have accounted for 64.0 percent of the points and average 48.1 points per game.. The Aztecs are 10-1 in games decided in regulation when the Triumvir scored at least 50 points (lone loss at Duke).

The Aztecs are shooting 48.1 percent from the field, which ranks 15th nationally and a four percent increase over last season... San Diego State has a rebound margin of +4.4 after posting negative numbers in the category the last six seasons (including -1.4 last year and -6.3 in 1999-2000, Fisher's first season)... The Aztecs play well with others - as confirmed by their average of 14.6 assists per game, third-best in the league.

San Diego State is attempting to post consecutive .500 or better seasons since 1983-84 and 1984-85 campaigns... The Aztecs have gone 17 seasons without two straight .500 or better seasons... Only two of San Diego State's Division I opponents posted a sub .500 record in conference play (Norther Iowa and Columbia)... The Aztecs' 13-point loss at No. 1 Duke is tied with Virginia for the Blue Devils' narrowest victory at Cameron Indoor Stadium this season... Despite a 7-7 Mountain West Conference record, San Diego State has had the lead or been tied in the final five minutes of four of its league losses.

The Aztecs lead the Mountain West in field goal percentage (48.1 percent) and ranks second in rebound offense (37.3) and defensive rebounds (24.93).

San Diego State's conference record is 1-0 when having more preparation time, 2-3 when having less preparation and 4-4 when having equal preparation time.

The Aztecs opened the season 10-4, posted a 3-6 record in its next nine games before ending the regular season 5-1 in its last six contests... The 5-1 record was the best mark to end a regular season since the the 1977-78 season.

The Enemy Camp

AP	Coaches	RPI	Sagarin	Team	Overall	Conference	Conference Affiliation	*SDSU Won game ◀*
--	--	173	171	Northern Iowa ◀	14-15	8-10	Missouri Valley	
arv	arv	17	22	Texas Tech	21-7	10-6	Big 12	
--	--	260	275	Norfolk State ◀	10-18	9-9	Mid-Eastern Athletic	
--	--	98	104	New Mexico State	20-10	11-4	Sun Belt	
--	--	--	--	UC San Diego ◀	8-21	5-17	Division II/CCAA	
--	--	170	160	Cal State Northridge ◀	12-15	11-7	Big West	
--	--	131	103	San Diego	16-13	7-7	West Coast	
--	--	71	76	Fresno State ◀	18-13	9-9	Western Athletic	
arv	arv	33	48	Hawai'i ◀	24-5	15-3	Western Athletic	
--	--	146	143	Eastern Washington ◀	16-12	10-4	Big Sky	
3	3	3	1	Duke	26-3	13-3	Atlantic Coast	
--	--	215	240	Columbia ◀	11-17	4-10	Ivy	
--	--	--	305	IPFW ◀	3-21	--	Independent	
--	--	283	255	Texas A&M-CC ◀	12-15	--	Independent	
--	--	90	100	Houston ◀	16-13	9-7	Conference USA	

Div. I Totals (does not include 4-11 vs. SDSU) 212-145 (.594)

All records and rankings through games of Monday, March 4.

Page 5

The Series: SDSU-Brigham Young

Brigham Young leads 35-14

Year	Winner	Site	SD	BY
12.19.40	SDSU	H	49	45
12.20.40	SDSU	H	42	40
12.23.77	SDSU	SA-H	104	88
2.3.79	BYU	A	80	88
3.1.79	BYU	SA-H	95	96
1.24.80	20-BYU	SA-H	91	123
3.1.80	12-BYU	A	81	114
1.8.81	17-BYU	A	73	84
2.14.81	15-SDSU	SA-H	73	72
1.28.82	SDSU	SA-H	80	66
2.27.82	BYU	A	66	106
1.14.83	BYU	A	74	96
2.12.83	BYU	SA-H	67	69
1.21.84	SDSU	SA-H	79	75
2.16.84	BYU (ot)	A	92	94
1.12.85	SDSU	SA-H	89	70
1.31.85	SDSU	A	77	71
1.11.86	BYU	A	70	82
2.6.86	BYU	SA-H	71	81
1.15.87	BYU	A	82	94
2.26.87	BYU	SA-H	68	85
1.9.88	BYU	A	65	92
2.18.88	7-SDSU (ot)	SA-H	82	80
1.12.89	BYU	A	81	85
2.9.89	SDSU	SA-H	89	74
1.6.90	BYU	SA-H	60	63
2.1.90	BYU	A	58	75
1.3.91	BYU	SA-H	61	73
2.7.91	BYU	A	55	75
2.6.92	BYU	SA-H	59	89
2.29.92	BYU	A	78	98
1.21.93	BYU	A	64	76
2.13.93	BYU	PG-H	73	80
1.20.94	BYU (ot)	PG-H	82	83
2.10.94	BYU	A	87	101
1.12.95	BYU	A	57	66
2.18.95	SDSU	PG-H	58	52
1.13.96	SDSU	PG-H	83	76
2.15.96	BYU	A	68	81
12.31.96	SDSU (ot)	A	89	86
11.14.97	BYU	Cox-H	59	73
1.14.99	BYU	Cox-H	76	83
2.13.99	BYU	A	76	93
2.3.00	BYU	Cox-H	50	72
3.4.00	BYU	A	50	67
1.13.01	BYU	A	50	79
2.12.01	BYU	Cox-H	66	69
1.12.02	BYU	A	64	75
2.11.02	SDSU	Cox-H	77	73

Page 6

Inside the Ratings

Previous Year-End Ratings

Season	Sagarin	RPI
1993-1994		183
1994-1995		218
1995-1996		170
1996-1997		198
1997-1998		160
1998-1999	278	284
1999-2000	273	264
2000-2001	143	154

2000-01 Season

Date	Sagarin	RPI
Preseason	262	–
Nov. 20	258	–
Nov. 27	130	142-T
Dec. 4	133	100
Dec. 11	150	216
Dec. 18	111	140
Dec. 20	112	134
Dec. 27	114	152
Jan. 1	93	109
Jan. 8	92	119
Jan. 15	119	119
Jan. 22	143	131
Jan. 29	133	161
Feb. 5	135	155
Feb. 12	153	172
Feb. 19	149	172
Feb. 26	138	156
Feb. 28	136	153
Mar. 4	137	143
Mar. 6	137	143
Final	143	154

2001-02 Season

Date	Sagarin	RPI
Preseason	203	–
Nov. 19	150	–
Nov. 26	188	102
Dec. 3	158	119
Dec. 10	106	116
Dec. 17	78	72
Dec. 24	59	65
Dec. 31	51	53
Jan. 7	47	38
Jan. 14	58	50
Jan. 21	58	49
Jan. 28	72	63
Feb. 4	66	56
Feb. 11	81	73
Feb. 18	73	63
Feb. 25	70	59
Mar. 4	71	53

Three Aztecs' Players Earn Mountain West Recognition; Holcomb Earns First-Team Honors; Faux Named to Second Team and Bland is Honorable Mention

San Diego State senior forward Randy Holcomb was named to the all-Mountain West Conference first team on Monday, making him the first Aztec to earn first-team league honors since Leon Carter was named to the all-WAC team at the end of 1995-96 season.

Holcomb was an all-newcomer team selection last season and ranks second in scoring (17.2 rpg) and first in rebounding (9.3) in the league this year. He also led the MWC in double-doubles this season with 13 and ranked tied for second in 20-plus scoring games with 10. The senior became the first Aztec player in the Mountain West Conference era to be named to the all-conference team.

Two other Aztecs join Holcomb on the all-league squad, with senior guard Al Faux being named to the second team and junior guard Tony Bland receiving an honorable mention nod.

Faux is fourth in the league in scoring at 16.7 points per game and is third in three-point field goals made at 2.41 per contest. Four times this season the senior walk-on has made five three-point field goals.

Bland is fifth in the conference in scoring at 16.4 points per game and fourth in assists at 3.55 per contest. The junior guard is the only player in the league that ranks in the top five of both categories.

Utah's Britton Johnsen was named player of the year. The league's freshman of the year award will be shared by Wyoming's Jason Straight and Brigham Young's Jared Jensen. Wyoming's Steve McClain earned coach of the year honors after guiding the Cowboys to a first-place finish in the league race. UNLV's Marcus Banks was named defensive player of the year.

2002 All-MWC

First Team
Marcus Bailey. . . . . Wyoming
Ruben Douglas . New Mexico
Randy Holcomb . . . . . SDSU
Britton Johnsen . . . . . Utah
Dalron Johnson . . . . . UNLV

Second Team
Marcus Banks, ... UNLV
Al Faux. . . . . SDSU
Brian Greene . . . Colorado St.
Travis Hansen . . . . . BYU
U. Nsonwu-Amadi. . Wyoming

Third Team
Eric Chatfield . . . New Mexico
Josh Davis . . . . . Wyoming
Nick Jacobson . . . . . Utah
Jeff Johnsen . . . . . Utah
Donta Richardson . . Wyoming

SDSU Honorable Mention
Tony Bland. . . . . SDSU

Honors Keep Piling Up for Holcomb

San Diego State men's basketball player Randy Holcomb was named to the NABC Division I District 13 first-team, the National Association of Basketball Coaches announced.

Selected and voted on by member coaches of the NABC, the 150 student-athletes named to the 15 district teams are now eligible for the NABC All-America Team to be announced at the conclusion of the 2001-02 men's basketball season. Of the 150 players named nationally, only 75 received first-team honors.

Holcomb, a 6-9 forward from Chicago, Ill., is second in the Mountain West Conference in scoring and first in rebounding and ranks among the conference leaders in field-goal percentage and blocked shots. While leading San Diego State to a 18-11 mark this season, Holcomb has averaged 17.2 points and 9.3 rebounds per contest. He has connected on 51.3 percent of his attempts from the field and 31.6 percent from beyond the three-point arc. He ranks among the national leaders in double-doubles with 13 this season and 19 in his career. Last month he recorded his 1,000th career point.

Holcomb, a preseason first-team all-Mountain West Conference selection, was one of just three Mountain West Conference players to earn first-team honors, joining Utah's Britton Johnsen and Wyoming's Josh Davis.

NABC District 13 Teams

First Team
Melvin Ely, Fresno State
Randy Holcomb, San Diego State
Predrag Savovic, Hawai'i
Britton Johnsen, Utah
Josh Davis, Wyoming

Second Team
Ruben Douglas, New Mexico
Jermaine Boyette, Weber State
Nick Jacobson, Utah
Abe Jackson, Boise State
Chris Jeffries, Fresno State

A Tale of Three Seasons

The story of the 2001-02 San Diego State season can be divided into three distinct chapters: 1. The 10-4 start. 2. The 3-6 slide. 3. The 5-1 regular season finish.

The Aztecs opened the season 10-4, with wins over 21st-ranked Fresno State and at Hawai'i and a respectable 13-point loss at top-ranked Duke.

The 3-6 stretch began with the conference opener at Brigham Young on Jan. 12. Of the six losses during that stretch two came in overtime and three were by six points or less.

Since the second loss to Utah, the Aztecs have responded by going 5-1, with the lone loss coming in overtime at UNLV. The Aztecs also posted impressive wins at Wyoming and Colorado State during the recent stretch.

	W-L	PPG	Opp. PPG	FG Pct.	Opp. FG Pct.	3FG Pct.	3FG Pct.	Margin Rebs.	Margin TOs
Gms. 1-14	10-4	79.3	71.0	49.6	41.3	35.4	30.5	+7.3	-0.2
Gms. 15-23	3-6	71.3	72.9	43.6	45.3	36.4	39.5	+4.8	-0.2
Gms. 24-29	**5-1**	**71.5**	**66.8**	**51.3**	**43.8**	**37.9**	**31.9**	**+4.0**	**-0.8**

The Tale of Two Mackells

Since adjusting to major college basketball, Mike Mackell has posted some lofty numbers. The 2001 California junior college player of the year struggled early in the season, but recently has posted impressive numbers.

In his first 14 games, Mackell recorded double-figure point totals four times and averaged 8.6 points and 3.7 rebounds. In his last 15 games, which corresponds with the opening of conference play, the junior has averaged 11.8 points and 5.1 rebounds per contest. He also has been a model of consistency scoring 10 or more points in 10 of the last 15 games.

A native of Washington D.C., Mackell is averaging 10.3 points and 4.4 rebounds on the campaign.

Below is a look at how Mackell's numbers have increased as the season has progressed.

	GP	GS	MPG	PPG	RPG	FG Pct.	FT Pct.
First 14 Games	14	12	19.6	8.6	3.7	54.5	64.1
Last 15 Games	15	13	24.3	11.8	5.1	51.3	75.3

Would've, Could've, Should've

San Diego State may have ended the season with a 7-7 conference mark, but in six league defeats, the Aztecs have been close to victory. The Aztecs lost three conference games in overtime and three of the league defeats have been by a total of 10 points.

at Brigham Young, Jan. 12 - The Aztecs didn't play their best game but still found themselves in a position to end the nation's second-longest homecourt winning streak. After trailing by as many as 17 points, San Diego State rallied to within four points (63-59) with 3:18 remaining and had possession. Brigham Young scored the next four points and the Aztecs never got that close again. **FINAL:** BYU 75, SDSU 64.

at Utah, Jan. 14 - San Diego State led 9:30 of the final 15:07 in the contest. The Aztecs led by four points on three different occasions, the final coming at the 6:35 mark. Utah took the lead for good with 3:36 to play but the game was still a one possession contest with 30 seconds remaining. **FINAL:** Utah 76, SDSU 70.

vs. Wyoming, Jan. 21 - San Diego State led by as many as 14 points in the first half and led or was tied for a consecutive period of 32:33. After relinquishing the lead, the Aztecs rallied from five points down with 28 seconds left to force overtime before losing. **FINAL:** Wyoming 88, SDSU 85 (overtime).

vs. UNLV, Jan. 26 - San Diego State lost consecutive games in overtime for the first time in school history. San Diego State trailed by as many as 15 in the second half and were down 12 with nine minutes to play, but used a 21-9 run to force overtime. Tony Bland scored six points in the final 2:16 of regulation and converted a layup with 27 seconds left to force the extra session. SDSU fell behind by seven points in the extra period, but tied the score with 11 seconds left. A foul call with 2.3 seconds left put Louis Amundson on the line to make the game-winning point. **FINAL:** UNLV 80, SDSU 79 (overtime).

at Air Force, Feb. 4 - Air Force had nine days of prep time while the Aztecs played in Albuquerque two nights earlier and yet SDSU still had a chance to win. Trailing by 15 points, the Aztecs went on a 9-0 run during which they missed seven shots from the field. That cut the deficit to six points with 6:19 to play and obviously it could have been closer. SDSU once again cut the lead to six with 1:17 to play but was unable to draw any closer. **FINAL:** Air Force 67, SDSU 54.

at UNLV, Feb. 23 - San Diego State never trailed during regulation play and led by as many as 11 points... The Aztecs led by four points with 29 seconds remaining before UNLV scored five points in the final 19 seconds to force overtime... SDSU shot 50.8 percent from the field and outrebounded UNLV 43-35 in the contest. **FINAL:** UNLV 83, SDSU 76 (overtime).

All We Want are a Couple Days Off

In the first seven league games, during which the Aztecs posted a 2-5 mark, San Diego State's opponents had more prep time (in days) than the Aztecs five times. The other two times the teams had equal prep time and the Aztecs are yet to have an advantage in preparation time.

Date	Opponent	Prep Days SDSU-Opponent	Difference	Result
Jan. 12	*at Brigham Young	3-6	-3	L, 64-75
Jan. 14	*at Utah	1-1	0	L, 70-76
Jan. 19	*COLORADO STATE	4-6	-2	W, 81-69
Jan. 21	*WYOMING	1-8	-7	L-ot, 85-88
Jan. 26	*UNLV	4-4	0	L-ot, 79-80
Feb. 2	*at New Mexico	3-4	-1	W, 78-65
Feb. 4	*at Air Force	1-6	-5	L, 54-67

In the second half of the conference campaign the prep time was evened out with the Aztecs and their opponent having the sam prep time in six of seven games. The Aztecs did have one advantage in prep time, and the Aztecs took advantage defeating New Mexico 84-71.

Triumvir of Scoring

San Diego State features one of the highest scoring trios in all the country. Senior forward Randy Holcomb, junior guard Tony Bland and senior guard Al Faux have combined to average 50.3 points per contest. At least one of the three has led the Aztecs in scoring in 28 of 29 games this season and the trio has combined to produce 64.0 percent of the offense this season. That is even more impressive considering that Al Faux missed

Page 7

Mountain West Conf. Overall Rankings

(as of end of regular season)

Team Category	Number	Rank
Scoring Offense	75.2	3rd
Scoring Defense	70.7	2nd
Scoring Margin	+4.5	4th
Free Throw Pct.	65.8	8th
Field Goal Pct.	48.1	1st
Field Goal Pct. Def.	43.0	4th
3-Pt. FG Pct.	36.2	6th
3-Pt. FG Pct. Def.	33.5	4th
Rebound Offense	37.3	2nd
Rebound Defense	32.9	7th
Rebound Margin	+4.4	3rd
Blocked Shots	3.83	4th
Assists	14.62	3rd
Steals	7.10	4th
Turnover Margin	-0.34	5th
Assist/Turnover Ratio	0.93	5th
Offenive Rebounds	12.34	3rd
Defensive Rebounds	24.93	2nd
3-Pt. FG Made	4.52	7th

INDIVIDUAL

Scoring	PPG
2. Randy Holcomb	17.2
4. Al Faux	16.7
5. Tony Bland	16.4

Rebounding	RPG
1. Randy Holcomb	9.3
14. Mike Mackell	4.4

Assists	APG
4. Tony Bland	3.55
11. Deandre Moore	2.86

Field Goal Pct.	Pct.
7. Mike Mackell	52.7
9. Randy Holccomb	51.3

Field Throw Pct.	Pct.
11. Mike Mackell	71.4
13. Tony Bland	70.9

Three-Point FG/Game	3FG
3. Al Faux	2.20

Blocked Shots	BPG
4. Randy Holcomb	1.07
11. Aerick Sanders	0.76

Page 8

Mountain West Conf. Conference Rankings

(as of end of regular season)

Team Category	Number	Rank
Scoring Offense	70.9	3rd
Scoring Defense	70.8	6th
Scoring Margin	+0.1	5th
Free Throw Pct.	66.1	8th
Field Goal Pct.	46.7	2nd
Field Goal Pct. Def.	44.9	3rd
3-Pt. FG Pct.	35.3	4th
3-Pt. FG Pct. Def.	44.9	3rd
Rebound Offense	36.2	2nd
Rebound Defense	31.3	6th
Rebound Margin	+4.9	3rd
Blocked Shots	4.00	1st
Assists	11.71	5th
Steals	5.93	4th
Turnover Margin	-1.00	5th
Assist/Turnover Ratio	0.81	6th
Offenive Rebounds	11.86	1st
Defensive Rebounds	24.36	2nd
3-Pt. FG Made	3.93	7th

INDIVIDUAL

Scoring	PPG
4. Randy Holcomb	16.6
5. Al Faux	15.8
10. Tony Bland	13.9
18. Mike Mackell	11.9

Rebounding	RPG
2. Randy Holcomb	8.9
11. Mike Mackell	5.0
18. Tony Bland	3.8

Assists	APG
9. Tony Bland	2.71
13. Deandre Moore	2.57

Field Goal Pct.	Pct.
6. Mike Mackell	53.3
12. Randy Holccomb	47.1

Field Throw Pct.	Pct.
8. Mike Mackell	76.9
12. Al Faux	73.1

Three-Point FG/Game	3FG
4. Al Faux	2.00

Blocked Shots	BPG
7. Aerick Sanders	0.93
10. Randy Holcomb	0.71

the first four games of the season. This season the trio has scored 1,395 points.

The Aztecs currently have three of the top five scorers in the Mountain West Conference in Randy Holcomb (17.2/second), Al Faux (16.7/fourth) and Tony Bland (16.4/fifth). Al Faux became eligible for the conference charts after the game at Utah on Jan. 14.

Thirteen times this season the trio has combined to score 50 or more points, with the Aztecs posting a 10-3 mark in those games. One of the losses came at top-ranked Duke when Holcomb, Bland and Faux combined to score 58 points and the other two came in overtime. SDSU is 10-1 when the trio scores 50 or more points in regulation. Below is a look at the highest scoring games for the Big Three.

Opponent	Result	Trio Points	Individual Breakdown
at Texas A&M-CC	W, 82-79	72	Holcomb (30), Faux (24), Bland (18)
vs. Cal State Northridge	W, 80-70	63	Bland (22), Faux (21), Holcomb (20)
at Colorado State	W, 75-63	59	Faux (24), Bland (23), Holcomb 12)
vs. No. 21/16 Fresno State	W, 93-78	59	Faux (25), Holcomb (19), Bland (15)
vs. Wyoming	L-ot, 85-88	59	Faux (26), Holcomb (17), Bland (16)
vs. New Mexico	W, 84-71	58	Faux (26), Holcomb (19), Bland (13)
at No. 1/1 Duke	L, 79-92	58	Holcomb (22), Bland (21), Faux (15)
vs. UNLV	L-ot, 79-80	57	Holcomb (24), Faux (17), Bland (16)
vs. Houston	W, 78-66	56	Bland (33), Holcomb (14), Faux (9)
vs. IPFW	W, 90-72	53	Holcomb (22), Faux (17), Bland (14)
vs. Colorado State	W, 81-69	52	Faux (21), Holcomb (18), Bland (13)
vs. Eastern Washington	W, 86-58	51	Holcomb (23), Faux (15), Bland (13)
at New Mexico	W, 78-65	50	Holcomb (25), Bland (15), Faux (10)

Holcomb Tops Mountain West in Rebounding, Second in Scoring

San Diego State senior forward Randy Holcomb currently leads the Mountain West Conference in rebounding (9.3) and is second in scoring (17.2). He also is first in defensive rebounding, second in offensive rebounding, fourth in blocked shots and ninth in field goal percentage.

He also ranks among the national leaders with 13 double-doubles this season.

In league play, Holcomb ranks among the leaders in rebounding (2nd), defensive rebounding (2nd), offensive rebounding (2nd), scoring (4th), blocked shots (10th), field goal percentage (12th).

Holcomb, a three-time winner of the Mountain West Conference player of the week award, was the Aztec nominee for the award for five consecutive weeks earlier this season.

Holcomb's Junior and Senior Seasons

Statistic	Junior	Senior
Points Per Game	15.9	17.2
Rebounds Per Game	6.6	9.3
Field Goal Pct.	42.2	51.3
3-Point FG Pct.	29.2	31.6
Free Throw Pct.	68.3	64.0
Blocked Shots	19	31

No Second-Year Jinx

Randy Holcomb made quite the splash last season earning a spot on *The Sporting News* all-Mountain West Conference first team and earning league newcomer of the year accolades by the magazine. Holcomb was also one of just three non-Pac-10 players to earn a spot on the United States Basketball Writers Association (USBWA) District 9 team.

All of that being said, Holcomb has put together an even more impressive season this year, showing improvement in points, rebounds, field-goal percentage and three-point field goal percentage.

The Great Turnaround: Fisher and Company Place Aztec Program on the Map

Under third-year coach Steve Fisher, the Aztecs continue to take great strides. Last season the Aztecs posted a 14-14 record, just the second .500 or better campaign in the past 16 seasons. As if going from 5-23 in 1999-00 to 14-14 in 2000-01 wasn't enough, this season the turnaround continues. Below is a look inside the nation's top turnaround.

▶ The RPI shows the improvement of the Aztec program. For the seven seasons from 1993-94 to 1998-99, San Diego State had an average RPI of 190, Last season, the Aztecs jumped to 154 in the final RPI and this season, as of Monday, San Diego State was 52 in the RPI ahead of traditional programs such as New Mexico (58), Louisville (62), UNLV (67), Fresno State (71), Iowa (80), Purdue (95), North Carolina (121) and Michigan (152).

▶ After going 1-28 in its previous 29 games against nationally-ranked competition, the Aztecs defeated 21st-ranked Fresno State, 93-78, handing the Bulldogs their worst lost of the season at that point. The Aztecs also snapped a 10-game losing streak with the Bulldogs.

▶ For the first time in 30 years and 31 seasons, San Diego State defeated both Fresno State and Hawai'i in the same season. Both the Bulldogs and the Rainbow Warriors are members of the Western Athletic Conference, the league the Aztecs called home from 1978-79 season to 1998-99.

▶ After finishing no better than sixth place in a conference (Western Athletic or Mountain West) since the 1984-85 campaign and having an average finish of 7.7 in the last 16 seasons, San Diego State finished in a tie for fourth place this season.

▶ The Aztecs are attempting to post consecutive .500 seasons or better for the first time since the 1983-84 and 1984-85 seasons. The Aztecs, which went 14-14 last season, are 18-11 this season.

▶ One sign of the Aztecs' improvement can be found in the victory count. San Diego State won 137 games in the 14 seasons from 1986-87 to 1999-00 (an average of just 9.79 wins per season). Last season the Aztecs

passed that average win total in the first week of January, prior to posting a 14-win campaign. This season, San Diego State has nearly doubled its average win total from the 14 seasons from 1986-87 to 1999-00.

▶ San Diego State won nine consecutive games at Cox Arena, breaking the arena-record win streak in the five-year old facility. The Aztecs were 16-28 in their first three seasons in the building, but have posted an impressive 24-8 mark since. San Diego State has won 12 consecutive non-conference home games, breaking the Division I era school-record of 10 straight from Dec. 8, 1995 to Dec. 23, 1996. San Diego State is now 40-36 all-time in Cox Arena after entering last season 13 games below the .500 mark.

▶ San Diego State has posted .500 or better months in November, December, January and February for the first time since the 1984-85 season.

▶ The Aztecs defeated Colorado State in Fort Collins for the first time in 20 years.

▶ San Diego State snapped a 10-game losing streak to New Mexico and won at The Pit for the first time since 1984 when "Owner of a Lonely Heart" by Yes was the number one song in the country.

▶ San Diego State tied a school record this season with three victories in November. The Aztecs tied the record they set last season, marking the only two times in the 81 years of the program that SDSU has won three games in the Thanksgiving month.

▶ Below is a look at the Aztecs' records since the start of the 2000-01 campaign. The record on the right shows how many games it took San Diego State to win the same number of games prior to the 2000-01 season.

	Start of the 2000-01 Season		
Record	Since	Before	Comparing the Timetable
Record	32-25	32-74	Reached 32 wins 49 games sooner
Conference	11-17	11-49	Reached 11 conference wins 32 games sooner
Home Rec.	24-8	24-32	Reached 24 home wins 24 games sooner
Away/Neutral Rec.	8-17	8-41	Reached eight road wins 24 games sooner

Charting the Difference

As you would expect, the Aztecs have shown improvement in nearly every statistical category the last couple of seasons, in improving from 5-23 in 1999-2000 to 14-14 last season, to this season's 18-11 mark.

One area where the Aztecs have shown the most improvement is in field-goal shooting. Two seasons ago, San Diego State connected on just 40.9 percent of its field goal attempts. This season, the Aztecs are currently connecting on 48.1 percent of their attempts.

A quick glance shows that San Diego State has made strides despite playing a schedule that is more difficult to date than both of the previous two seasons.

A look at how this season's numbers stack up against the previous two years is listed below.

	W-L	PPG	Opp. PPG	FG Pct.	Opp. FG Pct.	Margin Rebs.	Margin TOs	RPI Schedule Strength
1999-00	5-23	62.3	74.9	40.9	45.6	-6.3	-1.6	98
2000-01	14-14	68.8	67.5	44.5	42.1	-1.4	-0.2	129
2001-02	18-11	75.2	70.7	48.1	43.0	+4.4	-0.3	36

The Difference Between Winning and Losing

Through 29 games trends have developed in Aztecs victories and losses. Statistically, the biggest keys to the outcome have occurred at the free throw line and from the three-point arc.

In San Diego State's 18 wins, SDSU is connecting on 66.5 percent of its free-throw attempts while getting to the line an average of 24.6 times per contest. The Aztecs are averaging more than three more attempts in wins compared to losses.

The difference is even more dramatic for the opponent. In San Diego State's defeats, Aztec opponents are averaging 29.3 free-throw attempts per contest, more than seven attempts more than in Aztec wins. The opponent success percentage in those games also increases by 6.4 percent.

San Diego State forces three more opponent turnovers in wins and makes 5.2 three-point field goals, nearly two treys more than in the defeats. Opponents shoot 40.7 percent from the three-point arc in Aztec losses compared to 29.0 percent in Aztec wins.

The biggest individual scoring difference in the wins and losses belongs to senior forward Randy Holcomb, although both numbers are impressive. A native of Chicago, Ill., Holcomb averages 15.7 points, 10.4 rebounds while connecting on 49.3 percent from the field - in losses. In victories the all-Mountain West Conference selection is averaging 18.2 points, 8.6 rebounds and is connecting on 52.5 percent of his attempts.

Comparing the Wins and Losses

Statistic	Wins	Losses
SDSU PPG	78.0	70.6
SDSU FG Pct.	49.8	45.3
SDSU 3FG Pct.	38.4	31.6
SDSU 3FG/Gm.	5.2	3.4
SDSU FT Pct.	66.5	64.4
SDSU FTA/Gm.	24.6	21.5
SDSU Turnovers	14.5	17.5
Opp. PPG	65.2	79.8
Opp. FG Pct.	41.5	45.4
Opp. 3FG Pct. ◀	29.0	40.7
Opp. 3FG/Gm.	5.2	7.4
Opp. FT Pct.	64.1	70.5
Opp. FTA/Gm. ◀	21.7	29.3
Opp. Turnovers	16.4	13.5
Rebound Margin	+4.9	+3.8

Page 9

San Diego State's MWC Player of the Week Nominee

Release Date	Player
Nov. 19	Tony Bland
Nov. 26	Tony Bland
Dec. 3	Tony Bland
Dec. 10	Al Faux
Dec. 17	Al Faux
Dec. 24	Randy Holcomb
Dec. 31	Randy Holcomb
Jan. 7	Randy Holcomb
Jan. 14	Randy Holcomb
Jan. 21	Tony Bland
Jan. 28	Randy Holcomb
Feb. 4	Tony Bland
Feb. 11	no nominee
Feb. 18	Al Faux
Feb. 25	Randy Holcomb
Mar.4	Al Faux

Bold indicates player was named MWC Player of the Week.

Page 10

The Nation's Best Walk-On

San Diego State senior guard Al Faux may be the best walk on in the country.

After a sensational junior season during which he averaged 10.5 points 3.5 rebounds and 2.6 assists in starting 15 of 28 games, Faux was offered a scholarship by coach Steve Fisher. The Los Angeles native asked the coaching staff if he turned down the scholarship, could the Aztecs could sign an additional player. The staff said yes, and Faux, who does receive financial aid, remained a walk-on.

This season, Faux missed six games (two exhibition games and four regular season) for a violation of team rules. Since his return, Faux has made quite a presence, playing in 24 games and starting 20 of the last 21 contests.

Faux is fourth in the league in scoring at 16.7, third in three-pointers at 2..20 and 10th in three-point field goal percentage at 40.7.

Faux has shot 50 percent or better in 16-of-25 games this season. He has made three or more treys in nine games this season.

The senior had his Mountain West Conference best streak of double-figure scoring games snapped at 17, when he scored a season-low nine points against Houston. He has scored 20+ points nine times this season.

Faux earned Mountain West Conference player of the week honors on Dec. 10th following the Aztecs' upset of 21st-ranked Fresno State. In the two games that week, Faux averaged 25.0 points, 6.5 rebounds, 3.5 assists and two steals in the two appearances. He shot 53.8 percent (21-of-39) from the field, including 53.3 percent (8-of-15) from three-point range.

He followed that up with 20 points, three rebounds and three steals at Hawai'i. Faux scored 16 of his 20 points after intermission and scored seven points and had two steals in the final 5:35 in the contest. His efforts helped San Diego State erase a 13-point deficit en route to a 61-58 win.

Record Winning Streaks=Record Crowds

Along with more talented student-athletes, more victories and better competition, another sign of the growth of the Aztecs' program has been at the turnstile.

In Steve Fisher's first season, the 1999-2000 campaign, San Diego State averaged 2,618 fans per 15 home games. Last season, the Aztecs had the second-largest Division I percentage increase and seventh-biggest average increase over the previous season when SDSU averaged 4,528 fans for 17 home games. That was third highest average in school history and the biggest since the 1981-82 campaign.

This season the trend continues. Through the conclusion of the regular-season, San Diego State is averaging 6,165 fans. That mark, which represents a 36.1 percent increase over last season and a 135.4 percent jump over two years ago (Fisher's first season), eclipsed the school record of 4,824 set during the 1981-82 campaign.

Largest Crowds in Cox Arena History

Largest San Diego State Basketball Crowds in Cox Arena
(Inagural Season: 1997-98)

Opponent (Date)	Attendance
1. UNLV (1/26/02)	**11,764**
2. Fresno State (1/31/98)	11,334
3. Fresno State (12/8/01)	**8,438**
4. San Diego (12/9/00)	8,186
5. Utah (2/9/02)	**7,232**
6. Utah (2/10/01)	7,164
7. Air Force (3/2/02)	6,967
8. New Mexico (1/8/01)	6,739
9. Colorado State (1/19/02)	**6,553**
10. Wyoming (1/21/02)	**6,171**

Five of the 10 largest crowds in Cox Arena history have occurred this season.

A crowd of 11,764, the largest in Cox Arena history and the second largest in school history watched San Diego State and UNLV play on Jan. 26, 2002. Earlier this season, a crowd of 8,438, the third largest crowd ever to see a San Diego State basketball game at Cox Arena, saw the Aztecs tie the facility record with their fifth straight win on Dec. 8. That night, the Aztecs defeated 21st-ranked Fresno State 93-78, making it the biggest crowd ever to see an Aztec victory in Cox Arena.

Conference Tournament History

▶ PCAA Tournament

1976 • Stockton, Calif.

SF: (3) SDSU. 67, (2) San Jose St. 64
CH: SDSU 76, Pacific 64

1977 • Anaheim, Calif. (starting with SF)

FR: (2) SDSU. 51, (7) Fresno State 41 (San Diego, Calif.)
SF: (3) San Jose State 75, SDSU 74

1978 • Anaheim, Calif. (starting with SF)

FR: (2) SDSU 96, (7) UCSB 70
SF: (3) CS Fullerton 64, SDSU 50

▶ Western Athletic Tournament

1985 El Paso, Texas
SF: (2) SDSU 98, (3) New Mexico 84
CH: SDSU 87, (1) UTEP 81

1986 Laramie, Wyo.
QF: (6) SDSU 73, (3) Utah 71
SF: (3) UTEP 78, SDSU 76

1987 Albuquerque, N.M. (starting with QF)
FR: (9) SDSU 93, (8) Hawaii 90 (San Diego, Calif.)
QF: (1) UTEP 85, SDSU 65

1988 Provo, Utah
QF: (2) Wyoming 83, (7) SDSU 76

1989 Salt Lake City, Utah
FR: (8) Utah 70, (9) SDSU 57

1990 El Pasoo, Texas
FR: (9) Air Force 70, (8) SDSU 64 (ot)

1991 Laramie, Wyo.
FR: (8) SDSU 58, (9) Air Force 51
QF: (1) Utah 67, SDSU 56

1993 Salt Lake City, Utah
FR: (9) SDSU 59, (8) Wyoming 57
QF: (1) Utah 85, SDSU 64

1994 Salt Lake City, Utah
FR: (9) SDSU 54, (8) Wyoming 51
QF: (1) New Mexico 61, SDSU 46

1995 Albuquerque, N.M.
FR: (9) SDSU 71, (8) Fresno St. 57
QF: (1) Utah 72, San Diego State 63

1996 Albuquerque, N.M.
FR: (7) SDSU 80, (10) Air Force 69
QF: (2) New Mexico 75, SDSU 65

1998 Las Vegas, Nev.
FR: (P6) SDSU 60, (M3) Wyoming 57 (ot)
QF: (P2) Fresno State 92, SDSU 57

▶ Mountain West Tournament

2000 Las Vegas, Nev.
QF: (1) UNLV 77, (8) San Diego State 72

2001 Las Vegas, Nev.
QF: (3) Wyoming 73, (6) San Diego State 58

▶ Awards/Honors

USBWA District 9 Team
2000-01 Randy Holcomb
2001-02 Randy Holcomb

Mountain West Conference Player of the Year
2001-02 Randy Holcomb, Collegeinsider.com

Mountain West Conference First Team
2000-01 Randy Holcomb, The Sporting News
2001-02 Randy Holcomb, MWC Coaches

Mountain West Conference Second Team
2001-02 Al Faux, MWC Coaches

Mountain West Conference Honorable Mention
2001-02 Tony Bland, MWC Coaches

Mountain West Conference Newcomer of the Year
2000-01 Randy Holcomb, The Sporting News

Mountain West Conference Newcomer Team
2000-01 Randy Holcomb, MWC coaches

Academic All-Mountain West Conference
2000-01 Karlo Kovacic (3.93, International Bus.)
2000-01 Chris Walton (3.08, Business)

Mountain West Conference Players of the Week
12.18.00 Randy Holcomb (vs. Arizona State)
1.8.01 Randy Holcomb (vs. TA&M-CC, LMU)
12.3.01 Tony Bland (vs. UCSD, CSUN)
12.10.01 Al Faux (vs. USD, Fresno State)
1.14.02 Randy Holcomb (vs. TA&M-CC, BYU)

Page 11

First-Team All-Conference Selections

Southern Calif. Junior College Conf.
1921-22 John Hancock
1922-23 Alvin Morrison

So. Calif. Intercollegiate Athletic Conference
1929-30 Al DeWeese
1931-32 Bob Tucker
Art Linkletter
Terry Miles
1933-34 Charles Wilson
Art Linkletter
1934-35 Clinton Moss
1935-36 Byron Lindsley
1936-37 Byron Lindsley
1938-39 Milton Phelps
Don DeLauer

Calif. Collegiate Athletic Association
1939-40 Milton Phelps
Don DeLauer
1940-41 Milton Phelps
Kenny Hale
1941-42 Jim Ahler
Joe Davis
1948-49 Dick Barnes
Tom Keesey
1949-50 Dick Barnes
1952-53 Bob Brady
1953-54 Bob Brady
1954-55 Tony Pinkins
1955-56 Tony Pinkins
1956-57 Tony Pinkins
1957-58 Bernie Finlay
1987-59 Bernie Finlay
1959-60 Bernie Finlay
1962-63 Jack Shawcroft
1963-64 Jack Shawcroft
1964-65 Larry Meek
1965-66 Al Skalecky
Rip Barrett
1966-67 Bob Lundgren
1967-68 Al Skalecky
Dave Miller

Pacific Coast Athletic Association
1971-72 Chris McMurray
1974-75 Steve Copp
1975-76 Steve Copp (Co-MVP)
Will Gomelly
1976-77 Joel Kramer
1977-78 Joel Kramer (MVP)
Steve Malovic

Western Athletic Conference
1978-79 Steve Malovic
Kim Goetz
1982-83 Michael Cage (Co-MVP)
1983-84 Michael Cage (MVP)
1984-85 Leonard Allen
Anthony Watson
1985-86 Anthony Watson (MVP)
1992-93 Joe McNaull
1995-96 Leon Carter

Mountain West Conference
2000-01 Randy Holcomb (TSN)
2001-02 Randy Holcomb

'01-02 Aztec Senior Class

The 2001-02 San Diego State men's basketball senior class will be remembered as the class that put Aztec basketball on the map. The five seniors - Myron Epps, Randy Holcomb, Al Faux, Karlo Kovacic and Brandon Smith - are responsible for one of the greatest turnarounds in college basketball history. They helped take a program that went 9-45 in the 1998-99 and 1999-2000 seasons to a squad that will post its second consecutive .500 or better season for the first time in 18 seasons.

Some other noteworthy accomplishments that have occurred in no small part because of the senior class.

* - Posted an 18-11 record, highest win total since the 1984-85 squad won 23 games.

* - Two-year win total of 32 games, highest total since the Aztecs won 38 games in 1983-84 and 1984-85 seasons.

* - In their tenure, the following streaks were broken: 17-game overall losing streak, 30-game road losing streak, 17-game conference losing streak, 24-game conference road losing streak, eight-game losing streak to Brigham Young, 18-game losing streak at Colorado State, eight-game road losing streak at Wyoming.

Myron Epps

Forward, 6-6, 221, Sr.-3L

Tulare, Calif. (Union High)

The lone four-year senior on this season's squad... Epps leaves SDSU with his name firmly etched in the school's record book... Became just the 18th player in SDSU history to record 1,000 career points.

In the School Record Book: 5th in career starts (82), 5th in career minutes (2,914), 6th in games played (109), 13th in career points (1,082).

Game to Remember: Scored a career-high 32 points in a losing cause at Wyoming on Jan. 29, 2000. He connected on 14-of 23 field goals in that contest and added eight rebounds in 36 minutes of action.

FYI: Has five career double-doubles... Pulled down a career-best 14 rebounds his freshman season at LMU... 54 career double-digit scoring games... Led SDSU in scoring 27 times and in rebounds 27 times... Has 41 career victories, the most by any current Aztec player.

Randy Holcomb

Forward, 6-9, 222, Sr.-1L

Chicago, Ill. (Lincoln Park/Fresno State/LA City College)

Brought instant credibility to the program when he inked with the Aztecs out of L.A. City College... Already he has earned league MVP honors from Collegeinsider.com and received all district honors from the NABCA, with more postseason accolades sure to follow.

In the School Record Book: 5th in career scoring average (16.6), 8th in career rebound average (8.0), 11th in career blocked shots (50).

Game to Remember: It is hard to pick one, but he put on quite a performance at top-ranked Duke in the Aztecs first network television appearance. Scored 22 points and added a career-high 15 rebounds while connecting on 11-of-14 attempts from the floor against the Devils.

FYI: Has 19 career double-doubles, including 13 this season... Scored 10 or more points in 53 of his 57 career Aztec games... 944 of his 1,108 career points came while at SDSU... 17 20-plus scoring games... Tied his career-high with 30 points vs. Texas A&M-CC earlier this season.

Al Faux

Guard, 6-2, 178, Sr.-1L

Los Angeles, Calif. (Crenshaw High/Shoreline JC)

One of the premiere outside shooters in the country... Added a solid mid-range game during his two years at SDSU.

In the School Record Book: 2nd in career three-point field-goal percentage (41.3), 6th in career three-point field goals (95).

Game to Remember: Had the best three-point field-goal shooting performance in Division I last season when he scored a career-high 28 points against an Oklahoma State team that advanced to the NCAA tournament. Faux connected on 7-of-8 attempts from three-point range.

FYI: Four times this season he has connected on five three-point field goals in a game. Just the fifth Aztecs' player to record at least 50 three-point field goals in a single season. Ranks among the league leaders in field goal percentage this season despite the fact that 44.7 percent of his attempts are from behind the arc.

Karlo Kovacic

Guard, 6-5, 196, Sr.-1L

Rijeka, Croatia (Modesto JC)



A nominee for Academic All-America honors, Kovacic carries a 3.92 grade-point average while double majoring in math and international business.

In the School Record Book: Ranks just outside the career three-point field goal chart with 47.

Game to Remember: Made 5-of-10 three-point field goal attempts en route to a career-high 15 points against Morgan State last season. Added four rebounds and scored his 15 points in 17 minutes of action.

FYI: Has 13 career multiple-trey games and has eight games with at least three treys. One of 15 players selected to the Mountain West Conference basketball academic team and had the highest grade-point average on the squad... Has nine career double-figure scoring games and led the Aztecs in scoring twice during his career.

Brandon Smith

Guard/Forward, 6-7, 215, Sr.-TR

Amarillo, Texas (Palo Duro High/Univ. of Michigan)

Reunited with Coach Fisher for his senior season... Fisher recruited Smith to Michigan, but never coached the Lone Star native... Smith transferred to SDSU and sat out last season to play for Fisher.

In the School Record Book: With just one season at SDSU, he does not appear on the school chart but still has impressive career numbers like 107 games, 53 starts, 601 points, 288 rebounds, 184 assists and 51.0 FG percentage.

Game to Remember: Had many while at Michigan - double-double at Purdue, career-high 16 points vs. Penn State, but his best in an SDSU uniform might have been his 13-point, six-assist performance at Duke.

FYI: Overcame knee surgery on Nov. 6 to become the starting point guard by the eighth game of the season... Played multiple positions and numerous roles for the Aztecs this season... Despite the changing circumstances, continues to be a model of efficiency, shooting 58.5 percent from the field and third on the team with 65 assists.

SAN DIEGO STATE ROSTER

Alphabetical Roster

No.	Name	Pos.	Ht.	Wt.	Yr.	Exp.	Hometown (High School/Previous School)
4	Tony Bland	G	6-5	192	Jr.	TR	Los Angeles, Calif. (Westchester High/Syracuse)
33	Myron Epps	F	6-6	221	Sr.	3L	Tulare, Calif. (Union High)
5	Al Faux	G	6-2	178	Sr.	1L	Los Angeles, Calif. (Crenshaw High/Shoreline JC)
23	Randy Holcomb	F	6-9	222	Sr.	1L	Chicago, Ill. (Lincoln Park High/Fresno St./L.A. City)
0	Tommy Johnson	G	6-4	184	Fr.	HS	Los Angeles, Calif. (Crenshaw High)
10	Karlo Kovacic	G	6-5	196	Sr.	1L	Rijeka, Croatia (Modesto JC)
30	Mike Mackell	C	6-9	241	Jr.	TR	Washington D.C. (Eastern High/Porterville JC)
1	Deandre Moore	G	5-10	195	Jr.	1L	Compton, Calif. (Compton High/Vanderbilt Univ.)
34	Aerick Sanders	F	6-8	198	So.	1L	Carson, Calif. (Gardena Serra High)
2	Brandon Smith	G/F	6-7	215	Sr.	TR	Amarillo, Texas (Palo Duro/Michigan)
3	Chris Walton	F	6-9	228	So.	1L	San Diego, Calif. (Univ. of San Diego High)
32	Ben Wardrop	G	6-2	185	So.	SQ	Anaheim, Calif. (Loara High)

Numerical Roster

No.	Name	Pos.	Ht.	Wt.	Yr.	Exp.	Hometown (High School/Previous School)
0	Tommy Johnson	G	6-4	184	Fr.	HS	Los Angeles, Calif. (Crenshaw High)
1	Deandre Moore	G	5-10	195	Jr.	1L	Compton, Calif. (Compton High/Vanderbilt Univ.)
2	Brandon Smith	G/F	6-7	215	Sr.	TR	Amarillo, Texas (Palo Duro/Michigan)
3	Chris Walton	F	6-9	228	So.	1L	San Diego, Calif. (Univ. of San Diego High)
4	Tony Bland	G	6-5	192	Jr.	TR	Los Angeles, Calif. (Westchester High/Syracuse)
5	Al Faux	G	6-2	178	Sr.	1L	Los Angeles, Calif. (Crenshaw High/Shoreline JC)
10	Karlo Kovacic	G	6-5	196	Sr.	1L	Rijeka, Croatia (Modesto JC)
23	Randy Holcomb	F	6-9	222	Sr.	1L	Chicago, Ill. (Lincoln Park High/Fresno St./L.A. City)
30	Mike Mackell	C	6-9	241	Jr.	TR	Washington D.C. (Eastern High/Porterville JC)
32	Ben Wardrop	G	6-2	185	So.	SQ	Anaheim, Calif. (Loara High)
33	Myron Epps	F	6-6	221	Sr.	3L	Tulare, Calif. (Union High)
34	Aerick Sanders	F	6-8	198	So.	1L	Carson, Calif. (Gardena Serra High)

Head Coach: Steve Fisher (Illinois State, 1967)
Assistant Head Coach: Brian Dutcher (Minnesota, 1982)
Assistant Coaches: Marvin Menzies (UCLA, 1986), Jim Tomey (Michigan, 1981)
Director of Operations: Gregg Gottlieb (UCLA, 1995)
Athletic Trainer: Mark Haines (Metropolitan State College, 1987)

2001-02 Redshirts

No.	Name	Pos.	Ht.	Wt.	Yr.	Exp.	Hometown (High School/Previous School)
20	Trimaine Davis	F	6-7	212	Fr.	HS	Bay Point, Calif. (Pittsburg High)
21	Steve Sir	G	6-6	192	Fr.	HS	Minnetonka, Minn. (Cretin Derham Hall High)
31	Andre Torres	G	5-9	170	Jr.	SQ	Chula Vista, Calif. (Eastlake High)
40	Markee White	F	6-7	184	Fr.	HS	Long Beach, Calif. (Long Beach Poly High)

Pronunciation Guide

Al Faux • Al FOX
Karlo Kovacic • Karlo Koe-VAH-chich
Mike Mackell • Mike muh-KAY-el
Aerick Sanders • AIR-ick Sanders

Breakdown By Class

Seniors (5)
Myron Epps
Al Faux
Randy Holcomb
Karlo Kovacic
Brandon Smith

Juniors (4)
Tony Bland
Mike Mackell
Deandre Moore
Andre Torres

Sophomores (3)
Aerick Sanders
Chris Walton
Ben Wardrop

Freshmen (4)
Trimaine Davis
Tommy Johnson
Steve Sir
Markee White

Breakdown By Position

Guards (8)
Tony Bland
Al Faux
Tommy Johnson
Karlo Kovacic
Deandre Moore
Steve Sir
Andre Torres
Ben Wardrop

Forwards (7)
Trimaine Davis
Myron Epps
Randy Holcomb
Aerick Sanders
Brandon Smith
Chris Walton
Markee White

Center (1)
Mike Mackell

STEVE FISHER

Head Coach 11th Full Season 3rd Season at SDSU Illinois State, 1967

The profile of the men's basketball program rose considerably on March 26, 1999, when Rick Bay stood before a packed news conference and introduced Steve Fisher. The blip on the radar screen may have been small, but for the first time in 15 years, Aztec Basketball was on the map.

Suddenly the nation's left corner became a hot spot for the college basketball media. *The Philadelphia Inquirer* came to town. So did the *Los Angeles Times*, the *Chicago Tribune* and *USA Today*. There was the chat session on espn.com and the headline in *The Sporting News*. There were national talk shows and numerous TV requests.

Less than three years later, Steve Fisher has spearheaded one of the magnificent turnarounds in college basketball. Last season, the Aztecs enjoyed just their second .500 or better season in the last 16 years, posting a 14-14 record. That's more victories than the Aztecs had in the 1998-99 and 1999-2000 seasons - combined.

This season the Aztecs are 18-11 and own victories over three teams that advanced to the 2001 NCAA Tournament.

Steve Fisher arrived in San Diego after spending one season as an assistant coach for the NBA's Sacramento Kings, where he was reunited briefly with his former player, Chris Webber. However, he is best known for his efforts at the collegiate level. He became a household name at Michigan, where he transformed a prominent program into a perennial national-championship contender -- and winner. Returning to college basketball was returning home.

That point would be very hard to argue.

No head coaching career, at any level, started quicker than that of Steve Fisher. Six games into his career he was undefeated and sporting a national championship ring. And the success didn't stop with the national title.

Fisher's eight-plus seasons at the University of Michigan produced a 184-82 (.692) record, nine postseason tournament berths and three trips to the NCAA championship game, including the magical run to the championship in 1989.

Under Fisher, the Wolverines also claimed an NIT championship, won at least 20 games four times and finished among the top three in the powerful Big Ten Conference five times. In 1995, Michigan set a league record by holding opponents to just 39.4 percent shooting from the floor.

Fisher and company raised the bar even higher in the postseason. His seven NCAA tournament teams combined for a 20-6 record, ranking him third among active coaches and ninth in NCAA history with a winning percentage of .769 in the national bracket. Only 13 coaches have taken more teams to the Final Four, including just five that are currently active. He is one of three coaches to guide three teams to the Final Four in the first five years of a head-coaching career and one of just six coaches that sport a championship in the NCAA Tournament as well as the NIT. The others to accomplish that feat are Bobby Knight of Indiana, Adolph Rupp and Joe B. Hall of Kentucky, Al McGuire of Marquette and Dean Smith from North Carolina.

Add to the accolades the fact that Fisher coached perhaps the most famous group of players in modern NCAA history. In 1991, Fisher and current Aztec assistant Brian Dutcher inked a recruiting class that would later be known as the "Fab Five". The group included Juwan Howard, Ray Jackson, Jimmy King, Jalen Rose and Chris Webber. They were the heart, indeed the starting five, of a pair of NCAA runner-up squads in Ann Arbor. In all, Fisher's years in Michigan resulted in seven players that would be taken in the first round of the NBA draft, including three members of the "Fab Five".

In 1982, Fisher moved across the state and helped Bill Frieder and the Michigan Wolverines to a pair of conference titles in the early and mid 1980s. Again, Steve Fisher was happy out of the spotlight, serving as Frieder's assistant in the Big Ten.

Seven years after his hiring, on the verge of the NCAA Tournament, Bill Frieder accepted the head-coaching job at Arizona State and Michigan athletic director Bo Schembechler quickly moved Fisher to the front of the bench. Fisher moved himself into the national spotlight.

He assumed the role of interim head coach in 1989 and promptly led a team that finished third in the Big Ten race to the NCAA title. Included in that run was a win over Big Ten champ Illinois, considered the best team in the nation. It was the first and remains the only national title for the Michigan basketball program.

The 1991-92 and 1992-93 seasons were the years of the "Fab Five" for Fisher. Not only did the Wolverines achieve cult-like status, but they were one of the most successful groups of underclassmen in the history of college sports.

In the years before early entries into the NBA and prior to prep stars signing with agents, Michigan's successes were even more incredible. Two trips to the national championship game with five freshmen, and then five sophomores, marked an incredible feat. The 1992-93 season resulted in a Michigan-record 31 wins.

And the media took notice. Fisher was named the national coach of the year by *Basketball Times* after leading the freshmen to the championship game opposite Duke in 1992.

He had taken an established program and elevated it to another level. After that feat, there really is only one other challenge for a head coach -- to build a program. To turn failures into titles. And Steve Fisher's second team at San Diego State figures to put that process in motion.

In all, Steve Fisher carved out one of the most successful tenures in Michigan history. His final team in Ann Arbor won the NIT title. However, he is clearly planted in southern California.

The season-ticket base is growing. The interview requests are still coming, and the builder that Rick Bay commissioned to construct a program is at work all over town. He is everything that the San Diego State brass hoped for when they announced his hiring. He is breathing life into a dormant program.

FISHER'S COACHING RECORD

Year	School	W	L	Pct.	Postseason/Honors
1989	Michigan	6	0	1.000	NCAA Champions
1989-90	Michigan	23	8	.742	NCAA Second Round
1990-91	Michigan	14	15	.483	NIT First Round
1991-92	Michigan	25	9	.735	NCAA Runner-Up, *Basketball Times* Coach of the Year
1992-93	Michigan	31	5	.861	NCAA Runner-Up
1993-94	Michigan	24	8	.750	NCAA Regional Finalist
1994-95	Michigan	17	14	.548	NCAA First Round
1995-96	Michigan	20	12	.625	NCAA First Round
1996-97	Michigan	24	11	.686	NIT Champions
Eight Full Seasons at UM		**184**	**82**	**.691**	**7 NCAA Tournaments, 9 Postseason Appearances**

Year	School	W	L	Pct.	Postseason/Honors
1999-00	San Diego State	5	23	.179	
2000-01	San Diego State	14	14	.500	Second .500 or better season at SDSU in last 16 years
2001-02	San Diego State	18	11	.621	
Third Season at SDSU		**37**	**48**	**.435**	

Year	School	W	L	Pct.	Postseason/Honors
11-Season Career Totals		**221**	**130**	**.630**	**7 NCAA Tournaments, 9 Postseason Appearances**



0 • TOMMY JOHNSON

Guard 6-4 184 Fr.-HS Los Angeles, Calif. (Crenshaw High)

Listed as one of the top 100 prep players nationally, Johnson is a gifted athlete who received attention from major colleges like Michigan and Boston College... Originally signing with Washington State, Johnson remained at Crenshaw High last season and signed with the Aztecs in April of 2001... The guard was listed as the number two shooting guard in the 2000 southern California prep class, behind DeShawn Stevenson, who bypassed college and went directly from Washington Union High in Fresno, Calif., to the National Basketball Association's Utah Jazz.

This Season: Only freshman to see action this season... Played in 20 of 24 games this season... Seen just eight minutes of action in last 16 San Diego State games... Made 11 of his last 23 attempts from the field (47.8 percent) after connecting on just one of his first 10 attempts of the season... Got a key offensive rebound and subsequent lay-in late in the second half as the Aztecs rallied to defeat Hawai'i (12-14)... Has scored in consecutive games three different times this season... Never scored in three straight contests... Figure to be a key member of next year's Aztec rotation... Has committed just four turnovers in 120 minutes of play.

Season/Career Highs

Points
Career 10 vs. UCSD, 11-27-01

Rebounds
Career 3 vs. UNI, 11-16-01 and at Hawai'i, 12-14-01

Assists
Career 3 vs. Cal State Northridge, 12-1-01

Field Goals
Career 4 vs. UCSD, 11-27-01

Three-Point Field Goals
Career 2 at New Mexico State, 11-24-01 and vs. UC San Diego, 11-27-01

Free Throws
Career 1 at Hawai'i, 12-14-01

Free Throws Attempted
Career 2 at Hawai'i, 12-14-01

Steals
Career 3 at NMSU, 11-24-01

Blocked Shots
Career 1 - four times

Minutes Played
Career 14 at New Mexico State, 11-24-01 and vs. UC San Diego, 11-27-01

2001-02 Game-By-Game Statistics

Date	Opponent	MP	FG-FGA	3FG-FGA	FT-FTA	REB	PF	A	TO	BK	S	TP
11-16	vs. Northern Iowa	11	0-4	0-3	0-0	1-2=3	3	0	0	1	0	0
11-17	at Texas Tech	10	1-2	1-1	0-0	0-1=1	3	0	0	0	0	3
11-21	Norfolk State	11	0-4	0-3	0-0	0-1=1	0	1	0	0	1	0
11-24	at New Mexico State	14	2-5	2-4	0-0	0-1=1	3	1	0	0	3	6
11-27	UC San Diego	14	4-5	2-2	0-0	0-0=0	0	0	1	1	0	10
12-1	Cal State Northridge	8	0-1	0-1	0-1	0-1=1	1	3	0	0	0	0
12-5	at San Diego	1	0-0	0-0	0-0	0-0=0	1	0	0	0	0	0
12-8	Fresno State			Did Not Play								
12-14	at Hawai'i	13	2-4	1-2	1-2	2-1=3	4	1	0	0	0	6
12-20	Eastern Washington	9	1-1	0-0	0-1	1-1=2	1	0	1	1	0	2
12-29	at Duke	11	0-1	0-0	0-0	0-2=2	2	1	0	0	0	0
12-31	Columbia	3	1-1	0-0	0-0	0-0=0	0	0	0	1	0	2
1-2	IPFW	7	1-1	0-0	0-0	0-1=1	1	0	0	0	0	2
1-8	at Texas A&M-CC			Did Not Play								
1-12	at Brigham Young*	1	0-0	0-0	0-0	0-0=0	0	0	0	0	0	0
1-14	at Utah*			Did Not Play								
1-19	Colorado State*	1	0-1	0-0	0-0	1-1=2	0	0	1	0	0	0
1-21	Wyoming*	1	0-0	0-0	0-0	0-0=0	0	0	0	0	0	0
1-26	UNLV*	2	0-1	0-1	0-0	0-0=0	0	0	0	0	0	0
1-29	Houston			Did Not Play								
2-2	at New Mexico*	1	0-1	0-1	0-0	0-0=0	0	0	0	0	0	0
2-4	at Air Force*	1	0-1	0-0	0-0	0-1=1	1	0	1	0	0	0
2-9	Utah*			Did Not Play								
2-11	Brigham Young*	1	0-0	0-0	0-0	0-0=0	0	0	0	0	0	0
2-16	at Colorado State*	0+	0-0	0-0	0-0	0-0=0	0	0	0	0	0	0
2-18	at Wyoming*			Did Not Play								
2-23	at UNLV*			Did Not Play								
2-28	New Mexico*			Did Not Play								
3-2	Air Force*			Did Not Play								

* – Indicates Mountain West Conference game. ^ – Indicates started game.

▶ Johnson Career Statistics

Year	G-GS	Min.-Avg.	FG-FGA	Pct.	3P-3PA	Pct.	FT-FTA	Pct.	OR	DR	Reb	Avg.	PF-D	AT	TO	BS	ST	Pts	Avg.
01-02	20-0	120-6.0	12-33	.364	6-18	.333	1-4	.250	5	13	18	0.9	21-0	7	4	4	4	31	1.5



1 • DEANDRE MOORE

Guard 5-10 195 Jr.-1L Compton, Calif. (Compton High/Vanderbilt)

MWC Overall Rankings: 11th in assists (2.86)

MWC Conference Rankings: 13th in assists (2.57)

This Season: Has led SDSU's charge up the standings in the second half of the league race... SDSU is 4-1 since his return to the starting lineup... He did not start the season finale due to Senior Night... Beginning with the Aztecs' home win over BYU, he has 17 assists and just eight turnovers...During that same span he is 9-of-17 from three-point range after hitting just 11 three-pointers in the first 22 games of the season... Was 4-of-4 from three-point range in the 77-73 win over the Cougars... Enters the tournament having hit five of his last seven free throws... Had 13 points, six assists and no turnovers in the win over BYU... Had seven assists in the win over Houston for a season high... Enters the tournament having not committed a turnover in two straight games (first time this season)... Began the season by starting the first seven games before giving way to Brandon Smith... Four steals against Colorado State (1-19) are a season-high and tie his career-high mark... Recorded his 300th career point and his 250th career assist against the Rams... Has fouled out of three games... Had four assists in 19 minutes of action in the win at Hawai'i (12-14) and came off the bench to spark the Aztecs' run to open up the game against Eastern Washington (12-20)... Against the Eagles he had five assists, three steals, three rebounds and two points in 19 minutes of action... Has nearly a two-to-one assist ratio both for the season and his career... Enters the tournament having connected on seven of his last 12 shots from the floor.

Season/Career Highs

Points
Season 13 vs. BYU, 2-11-02
Career 20 vs. Okla. St., 12-30-00

Rebounds
Season 6 vs. UNI, 11-16-01
Career 6 - four times

Assists
Season 7 vs. Houston, 1-29-02
Career 11 - two times

Field Goals
Season 4 vs. BYU, 2-11-02
Career 6 vs. Okla. St., 12-30-00

Three-Point Field Goals
Season 4 vs. BYU, 2-11-02
Career 4 vs. BYU, 2-11-02 and vs. Okla. St., 12-30-00

Free Throws
Season 2 - three times
Career 5 - three times

Free Throws Attempted
Season 3 - three times
Career 8 - three times

Steals
Season 4 vs. CSU, 1-19-02
Career 4 - four times

Blocked Shots
Season 1 vs. Wyoming, 1-21-02
Career 1 - four times

Minutes Played
Season 35 - three times
Career 43 at UCSB, 12-6-00

2001-02 Game-By-Game Statistics

Date	Opponent	MP	FG-FGA	3FG-FGA	FT-FTA	REB	PF	A	TO	BK	S	TP
11-16	vs. Northern Iowa	35^	3-7	3-6	0-2	0-6=6	4	4	3	0	2	9
11-17	at Texas Tech	30^	0-1	0-1	0-0	1-0=1	3	6	2	0	0	0
11-21	Norfolk State	32^	2-5	2-4	2-2	1-0=1	4	4	2	0	0	8
11-24	at New Mexico State	26^	1-5	0-1	0-1	1-2=3	1	4	1	0	0	2
11-27	UC San Diego	20^	1-1	1-1	0-0	0-1=1	1	1	0	0	0	3
12-1	Cal State Northridge	23^	0-1	0-1	2-3	1-3=4	3	1	2	0	1	2
12-5	at San Diego	27^	0-0	0-0	0-2	0-0=0	3	2	2	0	2	0
12-8	Fresno State	15	0-1	0-1	1-2	0-5=5	2	3	3	0	1	1
12-14	at Hawai'i	19	0-0	0-0	0-2	1-1=2	1	4	1	0	0	0
12-20	Eastern Washington	19	1-1	0-0	0-1	0-3=3	3	5	1	0	3	2
12-29	at Duke	16	0-1	0-0	0-0	0-2=2	2	2	4	0	0	0
12-31	Columbia	15	0-0	0-0	0-0	0-3=3	3	0	0	0	0	0
1-2	IPFW	15	0-1	0-1	0-0	1-0=1	5	0	2	0	2	0
1-8	at Texas A&M-CC	22	1-2	0-0	0-0	0-0=0	3	4	1	0	2	2
1-12	at Brigham Young*	19	1-2	1-2	0-0	0-1=1	2	1	0	0	0	3
1-14	at Utah*	18	0-2	0-2	0-1	1-1=2	0	4	2	0	1	0
1-19	Colorado State*	19	1-2	0-1	0-0	0-1=1	4	4	0	0	4	2
1-21	Wyoming*	25	1-3	0-1	0-0	0-2=2	2	3	2	1	2	2
1-26	UNLV*	20	1-1	0-0	1-3	1-3=4	1	0	3	0	1	3
1-29	Houston	32^	3-3	2-2	2-2	0-1=1	4	7	1	0	1	10
2-2	at New Mexico*	27^	1-5	1-4	0-2	1-2=3	2	4	0	0	0	3
2-4	at Air Force*	31^	2-5	1-3	0-0	0-1=1	1	3	1	0	0	5
2-9	Utah*	20	0-1	0-1	0-0	0-1=1	1	0	1	0	0	0
2-11	Brigham Young*	25^	4-5	4-4	1-2	0-1=1	2	6	0	0	1	13
2-16	at Colorado State*	33^	1-5	0-4	2-2	0-2=2	2	3	4	0	0	4
2-18	at Wyoming*	24^	2-3	1-2	0-0	1-1=2	5	3	1	0	2	5
2-23	at UNLV*	35^	2-4	2-3	0-0	1-4=5	5	2	3	0	0	6
2-28	New Mexico*	35^	3-4	2-3	2-2	0-1=1	3	3	0	0	2	10
3-2	Air Force*	31	0-1	0-1	1-3	0-1=1	3	0	0	0	0	1

* – Indicates Mountain West Conference game. ^ – Indicates started game.

▶ Moore Career Statistics

Year	G-GS	Min.-Avg.	FG-FGA	Pct.	3P-3PA	Pct.	FT-FTA	Pct.	O R	D R	Reb	Avg.	PF-D	AT	TO	B S	ST	Pts	Avg.
98-99	29-9	546-18.8	29-77	.377	13-42	.310	26-47	.553	11	39	50	1.7	50-0	78	45	1	24	97	3.3
00-01	25-24	732-29.3	52-138	.377	20-73	.274	45-70	.643	14	70	84	3.4	60-2	124	56	2	38	169	6.8
01-02	29-15	708-24.4	31-72	.431	20-49	.408	14-32	.438	11	49	60	2.1	75-3	83	42	1	27	96	3.3
Totals	83-48	1,988-24.0	112-287	.390	53-164	.323	85-149	.570	36	158	194	2.3	185-5	285	143	4	89	362	4.4



2 • BRANDON SMITH

G/F 6-7 215 Sr.-TR Amarillo, Texas (Palo Duro High/Michigan)

This Season: Not a big scorer, but is a valuable and versatile player for the Aztecs... Was sidelined early due to knee surgery, but came back to start 14 games at point guard... Has been coming off the bench lately, but returned to the starting lineup for Senior Night... Is one of the most athletic Aztecs... Can play as many as four positions... Surgery on his right knee came Nov. 6 to repair torn cartilage... That surgery resulted in Smith missing the first two regular-season games of the season (also missed the second exhibition contest) and limited his playing time for the next several games... Efficient shooter, connecting on 38-of-56 attempts from the field for 58.5 percent... A career 51.0 percent shooter from the floor... Third on the team in assists with 65 and second in steals with 33... Connected on 38-of-56 shots inside the arc this season (67.9 percent)... Started 12 consecutive games prior to the contest against Houston... Has at least one steal in 17 games... His field-goal percentage is tops on the team... Has committed just three turnovers over the last six games of the regular season... Has posted three games this season with six rebounds, all coming against Mountain West foes (Brigham Young, Wyoming and Utah)... Had a season-best two blocked shots against Colorado State (1-19)... Started seven of San Diego State's 14 league games... Hit 17 of his 29 field-goal attempts against league foes... Has not connected on a three-pointer this season... Played a season-low three minutes in the home win over New Mexico... Has not attempted a three-point shot since Jan. 29th... Is third on the team with 13 blocked shots... Is shooting 51 percent over the course of is career at SDSU and Michigan.

Season/Career Highs

Points
Season 13 at Duke, 12-29-01
Career 16 vs. Penn St., 2-19-00

Rebounds
Season 6 at BYU, 1-12-02, Wyoming, 1-21-02, Utah, 2-2-02
Career 11 at Minnesota, 1-5-00

Assists
Season 6 at Duke, 12-29-01
Career 7 vs. Indiana, 1-5-99

Field Goals
Season 5 at Duke, 12-29-01
Career 7 vs. Penn St., 2-19-00 and Chattanooga, 12-20-97

Three-Point Field Goals
Season -
Career 3 vs. Bradley

Free Throws
Season 6 vs. Fresno St., 12-8-01
Career 8 at Eastern Michigan

Free Throws Attempted
Season 10 vs. Fresno St., 12-8-01
Career 10 - three times

Steals
Season 3 - five times
Career 3 - 12 times

Blocked Shots
Season 2 vs. CSU, 1-19-02
Career 4 - three times

Minutes Played
Season 31 vs. Columbia, 12-31-01
Career 38 vs. Illinois, 1999-00

2001-02 Game-By-Game Statistics

Date	Opponent	MP	FG-FGA	3FG-FGA	FT-FTA	REB	PF	A	TO	BK	S	TP
11-16	vs. Northern Iowa	Did Not Play - Injured										
11-17	at Texas Tech	Did Not Play - Injured										
11-21	Norfolk State	5	0-0	0-0	0-0	0-0=0	0	2	1	0	0	0
11-24	at New Mexico State	18	4-7	0-1	0-0	0-1=1	1	1	1	0	3	8
11-27	UC San Diego	19	3-4	0-1	0-1	0-3=3	1	5	2	1	2	6
12-1	Cal State Northridge	9	0-0	0-0	2-4	0-1=1	1	1	3	0	1	2
12-5	at San Diego	15	1-1	0-0	2-2	0-2=2	5	4	2	0	2	4
12-8	Fresno State	13^	1-1	0-0	6-10	1-0=1	5	3	0	1	1	8
12-14	at Hawai'i	19^	1-3	0-0	1-3	0-1=1	4	4	3	1	2	3
12-20	Eastern Washington	20^	0-2	0-1	0-0	1-0=1	3	5	0	1	0	0
12-29	at Duke	24^	5-6	0-1	3-3	2-0=2	4	6	5	0	3	13
12-31	Columbia	31^	4-6	0-1	2-3	0-2=2	1	4	0	0	3	10
1-2	IPFW	24^	2-3	0-1	3-4	2-3=5	2	4	3	1	1	7
1-8	at Texas A&M-CC	14^	0-2	0-1	0-0	1-3=4	2	4	3	0	0	0
1-12	at Brigham Young*	24^	2-3	0-0	0-0	3-3=6	4	2	2	0	0	4
1-14	at Utah*	24^	2-3	0-0	0-2	0-3=3	4	5	0	0	3	4
1-19	Colorado State*	20^	2-3	0-0	0-0	0-2=2	4	2	2	2	0	4
1-21	Wyoming*	23^	2-5	0-0	3-3	1-5=6	5	2	3	1	2	7
1-26	UNLV*	13^	1-2	0-1	1-4	0-1=1	4	1	7	1	0	3
1-29	Houston	14	0-1	0-1	0-0	0-1=1	2	2	0	0	2	0
2-2	at New Mexico*	6	0-1	0-0	0-0	1-1=2	1	2	1	1	0	0
2-4	at Air Force*	13	2-2	0-0	0-0	1-1=2	1	1	2	0	1	4
2-9	Utah*	23^	1-4	0-0	0-0	3-3=6	3	1	1	0	3	2
2-11	Brigham Young*	8	1-1	0-0	0-0	1-0=1	4	1	0	0	1	2
2-16	at Colorado State*	7	1-1	0-0	1-1	0-0=0	1	1	0	1	0	3
2-18	at Wyoming*	9	1-2	0-0	0-0	1-3=4	3	0	2	1	2	2
2-23	at UNLV*	7	1-1	0-0	0-0	0-2=2	1	1	0	0	1	2
2-28	New Mexico*	3	0-0	0-0	0-0	0-0=0	2	0	1	0	0	0
3-2	Air Force*^	10	1-1	0-0	0-0	2-2=4	0	1	0	1	0	2

* – Indicates Mountain West Conference game. ^ – Indicates started game.

▶ Smith Career Statistics

Year	G-GS	Min.-Avg.	FG-FGA	Pct.	3P-3PA	Pct.	FT-FTA	Pct.	O R	D R	Reb	Avg.	PF-D	AT	TO	B S	S T	Pts	Avg.
97-98	31-0	279-9.0	38-62	.613	11-25	.440	13-26	.500	12	29	41	1.3	27-0	21	18	13	9	100	3.2
98-99	30-29	864-28.8	93-210	.443	12-53	.226	52-80	.650	39	71	110	3.7	95-8	63	71	30	38	250	8.3
99-00	19-10	487-25.6	57-106	.538	3-15	.200	34-49	.694	24	50	74	3.9	60-4	35	43	14	19	151	7.9
01-02	27-14	415-15.4	38-65	.585	0-9	.000	24-40	.600	20	43	63	2.3	68-3	65	44	13	33	100	3.7
Totals	107-53	2,045-19.1	226-443	.510	25-93	.269	123-195	.631	95	193	288	2.7	250-15	184	176	70	99	601	5.6



3 • CHRIS WALTON

Forward 6-9 228 So.-1L San Diego, Calif. (Univ. of San Diego High)

An intellectual player that impresses by making solid game decisions, showing maturity beyond his years... Showed marked improvement as his freshman season unfolded and has seen his playing time increase in his sophomore season.

This Season: Has seen his role on the team grow during his sophomore campaign... Against New Mexico (2-28)... He had eight points, nine rebounds and a career-best four blocked shots in just 19 minutes of action... Career best for points came Dec. 2nd with 12 against IPFW... Has hit eight of his last 13 FG attempts... One of just six players to see action in all 29 games... Got the start in three games with his lone start against Mountain West competition coming in the home game against Utah... Recorded his first career double-double with a season-high 12 points and a career-best 10 rebounds vs. IPFW (1-2)...

Season/Career Highs

Points
Season 12 vs. IPFW, 1-2-02
Career 13 vs. Colorado St., 3-3-01

Rebounds
Season 10 vs. IPFW, 1-2-02
Career 10 vs. IPFW, 1-2-02

Assists
Season 5 vs. UCSD, 11-27-01
Career 5 vs. UCSD, 11-27-01

Field Goals
Season 6 vs. IPFW, 1-2-02
Career 6 vs. IPFW, 1-2-02

Three-Point Field Goals
Season None
Career 1 vs. New Mexico, 1-8-01

Free Throws
Season 4 at Hawai'i, 12-14-01
Career 4 at Wyoming, 2000-01 and at Hawai'i, 12-14-01

Free Throws Attempted
Season 4 vs. CSUN, 12-1-01, at Hawai'i, 12-14-01 and vs. IPFW, 1-2-02
Career 8 - three times

Blocked Shots
Season 4 - vs. UNM, 2-28-02
Career 1 - 12 times

Minutes Played
Season 23 - three times
Career 28 vs. Brigham Young and vs. Colorado State

2001-02 Game-By-Game Statistics

Date	Opponent	MP	FG-FGA	3FG-FGA	FT-FTA	REB	PF	A	TO	BK	S	TP
11-16	vs. Northern Iowa	11	0-3	0-0	0-0	1-4=5	2	0	0	0	1	0
11-17	at Texas Tech	13	1-2	0-0	0-0	0-3=3	3	2	2	0	0	2
11-21	Norfolk State	13^	1-2	0-1	0-0	2-1=3	2	1	2	0	0	2
11-24	at New Mexico State	13^	1-3	0-0	0-0	0-2=2	3	0	0	0	0	2
11-27	UC San Diego	21	3-6	0-0	1-1	1-4=5	0	5	1	0	0	7
12-1	Cal State Northridge	13	1-1	0-0	3-4	1-1=2	1	1	0	0	1	5
12-5	at San Diego	14	1-1	0-0	1-2	0-2=2	3	1	2	1	0	3
12-8	Fresno State	13	0-2	0-0	0-0	0-2=2	4	0	1	1	0	0
12-14	at Hawai'i	23	1-2	0-0	4-4	1-2=3	3	1	2	0	2	6
12-20	Eastern Washington	22	2-3	0-0	1-1	1-2=3	2	0	0	0	3	5
12-29	at Duke	23	2-4	0-1	0-0	0-4=4	5	1	1	1	1	4
12-31	Columbia	14	1-3	0-0	0-0	0-3=3	3	0	0	1	1	2
1-2	IPFW	23	6-10	0-1	0-4	7-3=10	0	0	1	1	0	12
1-8	at Texas A&M-CC	8	0-2	0-0	0-0	1-1=2	1	1	1	0	0	0
1-12	at Brigham Young*	11	0-1	0-0	1-2	0-2=2	2	2	0	0	0	1
1-14	at Utah*	11	1-2	0-0	0-0	1-1=2	3	0	1	0	0	2
1-19	Colorado State*	19	1-6	0-1	0-0	2-1=3	1	2	0	0	2	2
1-21	Wyoming*	14	1-5	0-1	0-0	2-2=4	3	1	1	1	0	2
1-26	UNLV*	3	0-0	0-0	0-0	1-0=1	0	0	2	0	0	0
1-29	Houston	17	0-2	0-0	0-0	0-2=2	4	1	0	1	0	0
2-2	at New Mexico*	5	1-1	0-0	0-0	0-0=0	0	0	0	0	0	2
2-4	at Air Force*	13	1-1	0-0	0-1	1-1=2	1	0	1	0	0	2
2-9	Utah*	20^	2-5	0-0	0-0	1-1=2	1	1	0	1	1	4
2-11	Brigham Young*	8	1-2	0-0	0-0	1-1=2	2	0	0	0	0	2
2-16	at Colorado State*	14	0-1	0-0	0-0	1-2=3	2	0	0	0	1	0
2-18	at Wyoming*	16	2-5	0-0	1-2	0-1=1	4	2	1	0	2	5
2-23	at UNLV*	5	2-3	0-0	0-0	1-2=3	0	0	0	0	0	4
2-28	New Mexico*	19	3-4	0-0	2-2	3-6=9	2	1	2	4	0	8
3-2	Air Force*	6	1-1	0-0	1-2	1-1=2	2	0	0	0	0	3

* – Indicates Mountain West Conference game. ^ – Indicates started game.

▶ Walton Career Statistics

Year	G-GS	Min.-Avg.	FG-FGA	Pct.	3P-3PA	Pct.	FT-FTA	Pct.	OR	DR	Reb	Avg.	PF-D	AT	TO	BS	ST	Pts	Avg.
00-01	28-0	443-15.8	34-72	.472	1-9	.111	23-33	.697	20	51	71	2.5	54-0	35	47	4	8	92	3.3
01-02	29-3	405-14.0	36-83	.434	0-5	.000	15-25	.600	30	57	87	3.0	59-1	23	21	12	15	87	3.0
Totals	57-3	855-15.0	70-155	.452	1-14	.071	38-58	.655	50	108	158	2.8	113-1	58	68	16	23	179	3.1

4• TONY BLAND

Junior 6-5 192 Jr.-TR Los Angeles, Calif. (Westchester High/Syracuse)

MWC Overall Rankings: 4th in assists (3.6), 5th in scoring (16.4), 8th in assist/turnover ratio (1.20), 13th in FT percentage (.709).

MWC Conference Rankings: 9th in assists (2.71), 10th in scoring (13.9), 15th in steals (1.07), 15th in blocked shots (0.50), 15thin defensive rebounds (2.93), 18th in rebounding (3.8).

This Season: A workhorse for the Aztecs in his first season... Started every game but Senior Night... Has played at least 32 minutes in 13 straight games and leads the Aztecs with an average of 34.7 mpg... Third on the team and fifth in the MWC in scoring... Had 42 points and 16 rebounds on SDSU's sweep of the CSU-Wyoming road trip... Had eight boards in both of those games (career highs)... Has scored in double figures in 14 straight games and 27 of 29 games this season... Shooting 36 percent from three-point range... Named Mountain West Conference player of the week on Dec. 3rd... Scored a career-high 33 points on 12-of-19 shooting against Houston (1-29)... The 33 points were the most by an Aztec player this season ... Scored 20 or more points in six straight games earlier this season... Has scored 20+ in 10 games and has led SDSU in scoring 10 times this season... Despite all the success Bland had at Syracuse, he has eclipsed his single-season bests for scoring, assists and rebounds... Named the preseason newcomer of the year by the league media... Played a career-high 43 minutes and had a career-high three blocks vs. Wyoming (1-21)... Could crack the single-season scoring chart if SDSU can extend the season... Needs 43 points to reach No. 10, but Randy Holcomb is 23 points in front of him on the year.

Season/Career Highs

Points
Season 33 vs. Houston, 1-29-02
Career 33 vs. Houston, 1-29-02

Rebounds
Season 8 - two times
Career 8 - two times

Assists
Season 9 vs. Norfolk St., 11-21-01
Career 9 vs. Norfolk St., 11-21-01

Field Goals
Season 12 vs. Houston, 1-29-02
Career 12 vs. Houston, 1-29-02

Three-Point Field Goals
Season 4 vs. Norfolk St., 11-21-01
Career 5 vs. Providence, '98-99

Free Throws
Season 8 vs. UNI, 11-16-01
Career 8 vs. UNI, 11-16-01

Free Throws Attempted
Season 10 vs. CSU, 1-19-02
10 vs. UNM, 2-2-02
Career 10 vs. CSU, 1-19-02
10 vs. UNM, 2-2-02

Steals
Season 4 at. Wyoming, 2-18-02
Career 4 at Providence, '99-00
4 at Wyoming, 2-18-02

Minutes Played
Season 43 vs. Wyoming, 1-21-02
Career 43 vs. Wyoming, 1-21-02

2001-02 Game-By-Game Statistics

Date	Opponent	MP	FG-FGA	3FG-FGA	FT-FTA	REB	PF	A	TO	BK	S	TP
11-16	vs. Northern Iowa	38^	8-19	0-5	8-9	1-4=5	2	8	3	1	3	24
11-17	at Texas Tech	35^	11-19	1-3	1-2	1-0=1	1	2	7	0	0	24
11-21	Norfolk State	40^	9-18	4-6	2-3	0-2=2	2	9	3	0	2	24
11-24	at New Mexico State	35^	10-19	0-1	2-3	1-1=2	1	4	4	0	0	22
11-27	UC San Diego	22^	7-9	0-0	6-6	2-1=3	1	8	4	0	1	20
12-1	Cal State Northridge	39^	7-13	3-5	5-6	2-2=4	2	2	5	0	0	22
12-5	at San Diego	38^	3-10	1-3	3-6	0-0=0	2	2	3	0	0	10
12-8	Fresno State	37^	6-16	1-5	2-4	0-5=5	1	5	1	0	1	15
12-14	at Hawai'i	33^	3-13	0-1	3-4	2-3=5	0	2	2	1	1	9
12-20	Eastern Washington	25^	2-6	2-3	7-8	0-3=3	2	3	0	0	1	13
12-29	at Duke	39^	7-19	1-1	6-8	1-3=4	3	2	3	1	2	21
12-31	Columbia	33^	4-8	0-2	5-5	0-1=1	2	5	4	0	3	13
1-2	IPFW	31^	4-13	1-4	5-6	1-4=5	1	2	4	0	1	14
1-8	at Texas A&M-CC	36^	7-18	1-5	3-7	2-4=6	0	6	5	0	1	18
1-12	at Brigham Young*	36^	0-10	0-0	2-2	0-2=2	1	1	1	2	0	2
1-14	at Utah*	31^	9-14	2-4	2-2	0-2=2	2	2	2	0	2	22
1-19	Colorado State*	33^	3-6	0-0	7-10	1-3=4	3	5	4	0	1	13
1-21	Wyoming*	43^	6-16	0-1	4-8	1-3=4	3	6	4	3	1	16
1-26	UNLV*	37^	4-11	1-1	7-8	0-1=1	1	3	4	0	2	16
1-29	Houston	35^	12-19	3-6	6-6	3-3=6	0	5	2	0	0	33
2-2	at New Mexico*	36^	4-9	0-2	7-10	0-4=4	2	6	1	0	1	15
2-4	at Air Force*	33^	4-12	2-6	0-2	1-3=4	4	0	3	1	0	10
2-9	Utah*	34^	3-10	1-4	3-4	0-3=3	2	0	4	0	0	10
2-11	Brigham Young*	32^	4-7	1-1	4-5	0-3=3	0	2	0	0	1	13
2-16	at Colorado State*	36^	10-14	1-1	2-4	2-6=8	2	3	2	0	1	23
2-18	at Wyoming*	32^	9-16	0-2	1-2	5-3=8	1	1	2	0	4	19
2-23	at UNLV*	39^	6-11	0-0	0-6	0-1=1	1	3	3	0	1	12
2-28	New Mexico*	34^	6-12	1-2	0-0	1-3=4	1	4	4	1	1	13
3-2	Air Force*	34	3-10	1-4	4-5	1-4=5	1	2	2	0	0	11

* – Indicates Mountain West Conference game. ^ – Indicates started game.

▶ Bland Career Statistics

Year	G-GS	Min.-Avg.	FG-FGA	Pct.	3P-3PA	Pct.	FT-FTA	Pct.	O R	D R	Reb	Avg.	PF-D	AT	TO	B S	ST	Pts	Avg.
98-99	32-1	502-15.7	53-124	.427	12-40	.300	24-40	.600	13	31	44	1.4	35-1	51	46	8	27	142	4.4
99-00	32-32	669-20.9	86-194	.443	22-70	.314	20-32	.625	16	36	52	1.6	38-1	55	36	10	33	214	6.7
01-02	29-28	1006-34.7	171-377	.454	28-78	.359	107-151	.709	28	77	105	3.6	44-0	103	86	10	31	477	16.4
Totals	93-61	2,177-23.4	310-695	.446	62-188	.330	151-223	.677	57	144	201	2.2	117-2	209	168	28	91	833	8.9



5 • AL FAUX

Guard 6-2 178 Sr.-1L Los Angeles, Calif. (Crenshaw High/Shoreline JC)

MWC Overall Rankings: 4th in scoring (16.7), 5th in steals (1.52), 10th in 3FG percentage (.407), 3rd in 3-pointers per game (2.20)

MWC Conference Rankings: 5th in scoring (15.8), 12th in FT percentage (.731), 9th in 3FG percentage (.412), 4th in 3FGs made (2.00)

This Season: The best non-scholarship player in the country... Named Mountain West Conference Player of the Week on Dec. 10 after posting consecutive 25-point games at San Diego (12-5) and vs. Fresno State (12-8)... Concluded the season by hitting the game-winning shot with 2.6 seconds left vs. Air Force... Has scored in double figures in 24 of the 25 games in which he has played including a 26-point effort in the season finale against Air Force... Has hit at least five three-pointers in four games... Has nine games in which he has surpassed the 20-point mark... Shooting 47.4 percent from the floor... Has a three-pointer in 10 straight games... Had another 26-point effort vs. Wyoming (1-21)... Scored 25 points and added season-bests with seven rebounds and six assists against Fresno State (12-8)... Had 25 points and six rebounds against San Diego (12-5)... Connected on 9-of-10 free throws against Cal State Northridge (12-1) (both FTM and FTA are career highs)... Recorded his 100th career assist against Colorado State (1-19)... Eclipsed the 500-point mark for his career with 12 points at Utah (1-14).. Now has 713 points in his two-season career at SDSU... His 55 treys this season represent ninth best single-season total at SDSU... Is sixth all-time at SDSU with 95 three-pointers in his career.

Season/Career Highs

Points
Season 26 vs. Wyoming, 1-21-02
26 vs. UNM, 2-28-02
Career 28 vs. Okla. St., 12-30-00

Rebounds
Season 9 vs. UNLV, 1-26-02
Career 11 at UCSB, 12-6-00

Assists
Season 6 vs. Fresno St., 12-8-01
Career 6 vs. Morgan State, 12-21-00, vs. Texas A&M-CC, 1-4-01, vs. Fresno St., 12-8-01

Field Goals
Season 11 at USD, 12-5-01
Career 11 at USD, 12-5-01

Three-Point Field Goals
Season 5 - four times
Career 7 vs. Okla. St., 12-30-00

Free Throws
Season 9 vs. CSUN, 12-1-01
Career 9 vs. CSUN, 12-1-01

Free Throws Attempted
Season 10 - twice
Career 10 - twice

Steals
Season 3 - five times
Career 4 vs. Morgan St., 12-21-00

Minutes Played
Season 43 vs. UNLV, 1-26-02
Career 43 vs. UNLV, 1-26-02

2001-02 Game-By-Game Statistics

Date	Opponent	MP	FG-FGA	3FG-FGA	FT-FTA	REB	PF	A	TO	BK	S	TP
11-16	vs. Northern Iowa			Did Not Play								
11-17	at Texas Tech			Did Not Play								
11-21	Norfolk State			Did Not Play								
11-24	at New Mexico State			Did Not Play								
11-27	UC San Diego	13	4-7	0-2	2-4	0-2=2	1	2	1	0	3	10
12-1	Cal State Northridge	27	5-10	2-6	9-10	1-3=4	4	2	2	0	1	21
12-5	at San Diego	28	11-20	3-8	0-3	3-3=6	3	1	2	0	2	25
12-8	Fresno State	34^	10-19	5-7	0-2	3-4=7	0	6	1	0	2	25
12-14	at Hawai'i	33^	8-15	3-7	1-1	0-3=3	3	1	1	1	3	20
12-20	Eastern Washington	22^	7-13	1-5	0-3	4-1=5	2	5	1	0	2	15
12-29	at Duke	31^	6-11	1-4	2-3	0-5=5	1	1	4	0	1	15
12-31	Columbia	27^	6-11	2-3	2-2	1-3=4	0	0	1	0	3	16
1-2	IPFW	24^	5-11	3-8	4-8	0-0=0	2	0	4	1	2	17
1-8	at Texas A&M-CC	35^	10-19	4-11	0-0	1-4=5	1	2	2	1	3	24
1-12	at Brigham Young*	32^	5-18	2-5	2-3	1-2=3	3	3	3	0	1	14
1-14	at Utah*	30^	5-9	2-3	0-0	0-1=1	2	1	1	0	0	12
1-19	Colorado State*	31^	6-12	5-9	4-5	1-3=4	2	3	2	0	0	21
1-21	Wyoming*	41^	10-20	5-8	1-2	0-2=2	3	0	1	0	2	26
1-26	UNLV*	43^	6-13	0-3	5-8	1-8=9	3	4	6	1	2	17
1-29	Houston	30^	3-6	3-6	0-0	0-3=3	3	2	2	0	3	9
2-2	at New Mexico*	39^	3-7	1-3	3-6	0-1=1	2	0	2	0	0	10
2-4	at Air Force*	28^	1-9	1-5	7-7	0-3=3	3	0	4	1	1	10
2-9	Utah*	35^	2-8	1-3	7-8	0-3=3	2	1	1	0	0	12
2-11	Brigham Young*	32^	3-8	1-5	6-8	0-3=3	2	4	1	0	2	13
2-16	at Colorado State*	28^	7-8	2-2	8-10	3-4=7	3	0	0	0	2	24
2-18	at Wyoming*	35^	5-9	1-2	1-3	0-2=2	2	1	2	1	0	12
2-23	at UNLV*	34^	4-15	1-6	5-6	2-3=5	5	1	3	1	0	14
2-28	New Mexico*	33^	7-14	5-11	7-8	0-1=1	1	3	2	1	2	26
3-2	Air Force*	29^	4-10	1-3	1-4	0-2=2	3	1	2	0	1	10

* – Indicates Mountain West Conference game. ^ – Indicates started game.

▶ Faux Career Statistics

Year	G-GS	Min.-Avg.	FG-FGA	Pct.	3P-3PA	Pct.	FT-FTA	Pct.	O R	D R	Reb	Avg.	PF-D	AT	TO	B S	ST	Pts	Avg.
00-01	28-15	722-25.8	96-227	.423	40-95	.421	63-97	.649	21	76	97	3.5	59-1	73	61	9	28	295	10.5
01-02	25-22	774-31.0	143-302	.474	55-135	.407	77-114	.675	21	69	90	3.6	56-1	44	51	8	38	418	16.7
Totals	53-37	1,496-28.2	239-529	.452	95-230	.413	140-211	.664	42	145	187	3.5	115-2	117	112	17	66	713	13.5



10 • KARLO KOVACIC

Guard 6-5 196 Sr.-1L Rijeka, Croatia (Modesto JC)

A sharp-shooting two-guard who showed that he was a long-range threat last season... In addition to being a threat from behind the arc, he also is a bright student-athlete both on and off the court... Selected as a member of the all-Mountain West Conference all-academic team... Hard-nosed player with blue-collar work ethic... Was the first player to ink with SDSU in the spring of 2000... Academic All-America candidate.

This Season: Described by Head Coach Steve Fisher as "the person you want your son to become" ... Played in 15 of the 29 games this season... Got a start on Senior Night and responded with six points in 17 minutes... Has nine three-pointers to rank fifth on the squad... Lone double-figure scoring game was 10 points against Norfolk State... Had eight points off the bench at Texas Tech (11-17).

Season/Career Highs

Points
Season 10 vs. Norfolk St., 11-21-01
Career 15 vs. Morgan St., 12-21-00

Rebounds
Season 2- two times
Career 4 - five times

Assists
Season 3 vs. IPFW, 1-2-02
Career 3 vs. IPFW, 1-2-02

Field Goals
Season 3 vs. Norolk St., 11-21-01
Career 5 - two times

Three-Point Field Goals
Season 3 vs. Norfolk St., 11-21-01
Career 5 vs. Morgan St., 12-21-00

Free Throws
Season 2 at Texas Tech, 11-17-01 and vs. IPFW, 1-2-02
Career 3- three times

Free Throws Attempted
Season 3 vs. Norfolk St., 11-21-01
Career 7 vs. UNLV

Steals
Season 2 vs. Norfolk St., 11-21-01
Career 3 at Wyoming

Minutes Played
Season 21 vs. Noroflk St., 11-21-01
Career 41 at UCSB, 12-6-00

2001-02 Game-By-Game Statistics

Date	Opponent	MP	FG-FGA	3FG-FGA	FT-FTA	REB	PF	A	TO	BK	S	TP
11-16	vs. Northern Iowa			Did Not Play								
11-17	at Texas Tech	18	2-6	2-6	2-2	0-2=2	3	1	0	0	0	8
11-21	Norfolk State	21	3-10	3-10	1-3	1-1=2	3	1	0	0	2	10
11-24	at New Mexico State	11	1-3	0-2	0-0	0-0=0	1	1	0	1	0	2
11-27	UC San Diego	12	1-3	1-1	0-0	0-0=0	0	1	1	0	0	3
12-1	Cal State Northridge			Did Not Play								
12-5	at San Diego	7	0-2	0-1	0-0	0-0=0	2	0	0	0	0	0
12-8	Fresno State			Did Not Play								
12-14	at Hawai'i	1	0-0	0-0	0-0	0-0=0	0	0	0	0	0	0
12-20	Eastern Washington	7	1-2	0-0	0-0	0-0=0	1	0	2	0	0	2
12-29	at Duke			Did Not Play								
12-31	Columbia	10	1-1	1-1	0-0	0-1=1	0	0	2	0	1	3
1-2	IPFW	10	1-4	1-3	2-2	0-0=0	0	3	0	0	1	5
1-8	at Texas A&M-CC			Did Not Play								
1-12	at Brigham Young*	2	0-1	0-1	0-0	0-0=0	0	0	0	0	0	0
1-14	at Utah*	4	0-0	0-0	0-0	0-0=0	2	0	0	0	0	0
1-19	Colorado State*	4	0-0	0-0	0-0	0-0=0	0	0	0	0	0	0
1-21	Wyoming*			Did Not Play								
1-26	UNLV*			Did Not Play								
1-29	Houston			Did Not Play								
2-2	at New Mexico*			Did Not Play								
2-4	at Air Force*	9	0-0	0-0	0-0	0-0=0	2	1	3	0	0	0
2-9	Utah*	3	0-0	0-0	0-0	0-0=0	0	0	0	0	0	0
2-11	Brigham Young*			Did Not Play								
2-16	at Colorado State*			Did Not Play								
2-18	at Wyoming*			Did Not Play								
2-23	at UNLV*			Did Not Play								
2-28	New Mexico*			Did Not Play								
3-2	Air Force*	17^	2-4	1-3	1-2	0-0=0	2	0	0	0	0	6

* – Indicates Mountain West Conference game. ^ – Indicates started game.

▶ Kovacic Career Statistics

Year	G-GS	Min.-Avg.	FG-FGA	Pct.	3P-3PA	Pct.	FT-FTA	Pct.	O R	D R	Reb	Avg.	PF-D	AT	TO	B S	ST	Pts	Avg.
00-01	28-11	457-16.3	49-135	.363	38-104	.365	12-29	.414	9	42	51	1.8	38-0	19	19	3	8	148	5.3
01-02	16-1	136-8.5	12-36	.333	9-28	.321	6-9	.667	1	4	5	0.3	16-0	8	8	1	4	39	2.4
Totals	44-12	593-13.5	61-171	.357	47-132	.356	18-38	.474	10	46	56	1.3	54-0	27	27	4	12	187	4.3



23• RANDY HOLCOMB

Forward 6-9 222 Sr.-1L Chicago, Ill. (Lincoln Park/Fresno St./L.A. City)

MWC Overall Rankings: 2nd in scoring (17.2), 1st in rebounding (9.3), 9th in FG percentage (.513), 4th in blocked shots (1.07), 2nd in offensive rebounds (2.76), 1st in defensive rebounds (6.52)

MWC Conference Rankings: 4th in scoring (16.6), 12th in FG percentage (.471), 2nd in rebounding (8.9), 10th in blocked shots (0.71), 2nd in offensive rebounds (2.64), 2nd in defensive rebounds (6.21)

This Season: Has recorded perhaps the best season in the MWC this season... Leads SDSU in virtually every offensive category... Has cracked the 1,000-point mark for his career (first meeting at Air Force)... Has 944 points in his two years at San Diego State... Has led SDSU in scoring 12 times and in rebounding 22 times... Has recorded a MWC-best 13 double-doubles and was a rebound short of having 18 double-doubles... Named Mountain West Player of the Week on Jan. 14 after scoring 51 points and adding 25 rebounds on 24-of-32 shooting from the field in games against Texas A&M-Corpus Christi (1-8) and Brigham Young (1-12)... Scored in double figures in 27 of the team's 29 games... Has scored at least 20 points nine times this season and 16 times in two years at State... Started all 52 games at SDSU since transferring from Fresno State following his freshman season... His 14 FGs at Corpus Christi are the most by MWC player this season... Had a 22-point, 15-rebound effort on network television in San Diego State's loss at Duke... Has not connected on a three-pointer since going 2-of-3 behind the arc in the win at New Mexico (2-2)... Has played 40 minutes or more three times this season.

Season/Career Highs

Points
Season 30 at Texas A&M-Corpus Christi, 1-8-02
Career 30 vs. Sac St., 12-1-98 and 30 at Texas A&M-Corpus Christi, 1-8-02

Rebounds
Season 15 at Duke, 12-29-01
Career 15 at Duke, 12-29-01

Assists
Season 4 - three times
Career 7 vs. UCSD, 11-18-00

Field Goals
Season 14 at Texas A&M-Corpus Christi, 1-8-02
Career 14 vs. Sac St., 12-1-08 and at Texas A&M-Corpus Christi, 1-8-02

Three-Point Field Goals
Season 2 vs. Norofik St., 11-21-00
2 at UNM, 2-2-02
Career 3 at Fresno St., 11-27-00

Free Throws
Season 8 - three times
Career 8 - five times

Free Throws Attempted
Season 10 - two times
Career 11 - two times

Steals
Season 4 vs. Norfolk St., 11-21-00
Career 4 - two times

Minutes Played
Season 43 vs. UNLV, 1-26-02

2001-02 Game-By-Game Statistics

Date	Opponent	MP	FG-FGA	3FG-FGA	FT-FTA	REB	PF	A	TO	BK	S	TP
11-16	vs. Northern Iowa	31^	7-11	1-2	1-2	2-3=5	2	2	5	1	1	16
11-17	at Texas Tech	34^	5-11	1-1	4-8	3-10=13	4	2	3	2	1	15
11-21	Norfolk State	33^	10-18	2-3	1-3	5-8=13	3	3	0	1	4	23
11-24	at New Mexico State	24^	2-10	0-0	2-4	3-3=6	3	1	2	1	0	6
11-27	UC San Diego	19^	6-9	0-2	3-4	0-5=5	2	1	0	0	1	15
12-1	Cal State Northridge	34^	6-11	0-1	8-10	4-6=10	2	1	6	0	0	20
12-5	at San Diego	30^	7-9	0-1	0-0	1-9=10	3	0	6	3	0	14
12-8	Fresno State	32^	7-12	1-2	4-7	3-6=9	3	3	5	2	0	19
12-14	at Hawai'i	32^	3-10	1-1	6-7	2-9=11	3	0	10	2	2	13
12-20	Eastern Washington	24^	10-16	0-1	3-6	1-4=5	2	0	5	0	2	23
12-29	at Duke	34^	11-14	0-1	0-1	3-12=15	3	3	5	1	1	22
12-31	Columbia	32^	6-13	0-0	4-8	4-5=9	3	3	3	1	0	16
1-2	IPFW	28^	7-12	0-0	8-9	3-10=13	2	4	2	1	0	22
1-8	at Texas A&M-CC	36^	14-18	1-2	1-1	6-8=14	3	2	1	3	3	30
1-12	at Brigham Young*	35^	10-14	0-1	1-2	2-9=11	4	0	6	0	0	21
1-14	at Utah*	34^	6-14	0-1	2-2	2-7=9	2	0	1	0	0	14
1-19	Colorado State*	29^	5-10	0-0	8-10	1-6=7	3	1	6	1	0	18
1-21	Wyoming*	42^	6-18	1-2	4-7	3-9=12	3	2	3	4	0	17
1-26	UNLV*	43^	9-13	1-1	5-7	6-6=12	2	3	1	0	0	24
1-29	Houston	28^	5-15	1-2	3-3	3-4=7	0	0	3	3	2	14
2-2	at New Mexico*	38^	11-19	2-3	1-3	1-8=9	4	1	1	2	1	25
2-4	at Air Force*	28^	1-6	0-2	4-5	0-7=7	5	0	2	1	0	6
2-9	Utah*	32^	5-18	0-2	4-7	2-3=5	1	0	3	0	0	14
2-11	Brigham Young*	35^	6-14	0-2	3-4	4-6=10	2	3	3	1	0	15
2-16	at Colorado State*	31^	5-10	0-1	2-6	1-7=8	2	2	5	0	2	12
2-18	at Wyoming*	33^	6-15	0-1	3-6	4-4=8	1	4	3	0	0	15
2-23	at UNLV*	40^	9-17	0-1	2-4	5-9=14	3	4	7	1	1	20
2-28	New Mexico*	34^	7-13	0-2	5-9	3-4=7	2	3	1	0	2	19
3-2	Air Force*	27^	4-10	0-0	4-5	3-2=5	4	0	3	0	1	12

* – Indicates Mountain West Conference game. ^ – Indicates started game.

▶ Holcomb Career Statistics

Year	G-GS	Min.-Avg.	FG-FGA	Pct.	3P-3PA	Pct.	FT-FTA	Pct.	O R	D R	Reb	Avg.	PF-D	AT	TO	B S	ST	Pts	Avg.
98-99	31-0	429-13.8	63-128	.492	8-19	.421	30-53	.566	38	55	93	3.0	40-0	18	51	15	15	164	5.3
00-01	28-28	863-30.8	163-386	.422	19-65	.292	99-145	.683	53	132	185	6.6	73-1	40	91	19	24	444	15.9
01-02	29-29	932-32.1	196-382	513	12-38	.316	96-150	.640	80	189	269	9.3	76-1	48	101	31	24	500	17.2
Totals	88-57	2,219-25.2	422-896	.471	39-122	.320	225-348	.647	171	376	547	6.2	189-2	106	243	65	63	1,108	12.6



30• MIKE MACKELL

Center 6-9 241 Jr.-TR Washington D.C. (Eastern High/Porterville JC)

MWC Overall Rankings: 7th in field-goal percentage (54.1), 7th in offensive rebounding (2.42), 12th in rebounding (4.8), 13th in free-thow percentage (72.4), 19th in scoring (10.9).

MWC Conference Rankings: 1st in offensive rebounds (3.78), 7th in rebounding (6.4), 8th in scoring (14.6), 9th in field-goal percentage (50.6), 10th in free-throw percentage (79.0).

This Season: Posted great numbers in the last 15 games: 11.8 ppg and 5.1 rpg... That is well above the average from his first 14 contests when he was posting 8.6 ppg and 3.7 rpg... Has scored in double figures in 10 of the last 15 games... Was a perfect 6-for-6 from the field, with 17 points and six rebounds against Colorado State (1-19)... Played in all 29 games and has 25 starts this season... Pulled down seven or more rebounds on eight occasions, including a career-high nine boards at Utah (1-14) and at Air Force (2-4)... Shot 50 percent or better from the floor in 20 of 29 games this season, including four of the last five contests... Has 177 points and 76 rebounds in his last 15 games... Had two monster dunks in the Aztecs victory over Fresno State (12-8).

Season/Career Highs

Points
Career 21 at New Mexico, 2-2-02

Rebounds
Career 9 at Utah, 1-14-02 and at Air Force, 2-4-02

Assists
Career 3 vs. BYU, 2-11-02

Field Goals
Career 7 at NMSU, 11-24-01 and vs. EWU, 12-20-01

Three-Point Field Goals
Career -

Free Throws
Career 11 at BYU, 1-12-02
11 at UNM, 2-11-02

Free Throws Attempted
Career 13 at New Mexico, 2-2-02

Steals
Career 3 vs. AFA, 3-2-02

Minutes Played
Career 35 at Texas Tech, 11-17-01

2001-02 Game-By-Game Statistics

Date	Opponent	MP	FG-FGA	3FG-FGA	FT-FTA	REB	PF	A	TO	BK	S	TP
11-16	vs. Northern Iowa	25^	6-9	0-0	3-4	2-1=3	4	1	1	0	1	15
11-17	at Texas Tech	35^	4-10	0-0	2-2	2-6=8	3	0	2	0	1	10
11-21	Norfolk State	17	3-6	0-0	1-2	2-2=4	0	1	4	0	0	7
11-24	at New Mexico State	21	7-9	0-0	4-6	1-6=7	5	0	2	0	0	18
11-27	UC San Diego	17^	2-2	0-0	2-2	2-1=3	2	1	2	0	2	6
12-1	Cal State Northridge	13^	1-3	0-0	1-2	3-4=7	5	0	3	0	0	3
12-5	at San Diego	22^	4-7	0-0	1-3	2-1=3	2	0	1	0	1	9
12-8	Fresno State	24^	6-10	0-0	5-6	2-3=5	4	2	1	0	0	17
12-14	at Hawai'i	14^	1-2	0-0	0-0	0-0=0	3	0	0	1	0	2
12-20	Eastern Washington	20^	7-11	0-0	2-3	1-1=2	1	0	1	0	0	16
12-29	at Duke	14^	1-5	0-0	0-2	0-1=1	5	0	1	0	1	2
12-31	Columbia	20^	3-7	0-0	0-3	1-0=1	3	0	2	1	0	6
1-2	IPFW	14^	1-3	0-0	4-4	1-0=1	2	1	2	0	0	6
1-8	at Texas A&M-CC	19^	2-4	0-0	0-0	2-5=7	5	2	2	0	0	4
1-12	at Brigham Young*	26^	2-6	0-0	11-12	4-2=6	5	1	0	0	0	15
1-14	at Utah*	32^	5-10	0-0	6-9	5-4=9	3	0	3	0	1	16
1-19	Colorado State*	24^	6-6	0-0	5-8	3-3=6	2	0	3	0	0	17
1-21	Wyoming*	27^	6-14	0-0	1-2	6-0=6	5	1	1	0	1	13
1-26	UNLV*	25^	4-5	0-0	4-4	2-2=4	5	0	2	0	0	12
1-29	Houston	25^	4-12	0-0	2-4	3-3=6	3	0	4	0	1	10
2-2	at New Mexico*	33^	5-9	0-0	11-13	1-7=8	3	0	1	0	2	21
2-4	at Air Force*	22^	6-9	0-0	5-5	7-2=9	4	0	2	1	1	17
2-9	Utah*	14	1-8	0-0	3-6	5-2=7	3	0	1	0	1	5
2-11	Brigham Young*	30^	6-14	0-0	3-3	1-2=3	4	3	1	0	0	15
2-16	at Colorado State*	28^	4-8	0-0	0-0	2-3=5	4	0	3	1	0	8
2-18	at Wyoming*	14^	2-3	0-0	0-0	0-1=1	4	0	2	0	0	4
2-23	at UNLV*	32^	6-8	0-0	4-7	2-2=4	5	1	2	0	0	16
2-28	New Mexico*	18^	3-4	0-0	0-0	0-0=0	1	0	1	1	0	6
3-2	Air Force*	15	1-3	0-0	0-0	1-1=2	1	1	1	1	3	2

* – Indicates Mountain West Conference game. ^ – Indicates started game.

▶ Mackell Career Statistics

Year	G-GS	Min.-Avg.	FG-FGA	Pct.	3P-3PA	Pct.	FT-FTA	Pct.	OR	DR	Reb	Avg.	PF-D	AT	TO	BS	ST	Pts	Avg.
01-02	29-25	640-22.1	109-207	.527	0-0	.000	80-112	.714	63	65	128	4.4	96-8	15	51	6	16	298	10.3



33• MYRON EPPS

Forward 6-6 221 Sr.-3L Tulare, Calif. (Union High)

Entered his senior season as San Diego State's most experienced player... Became the 18th player in school history to score 1,000 career points and entered the season 16th in Aztec history in scoring... First Aztec player to average double figures in three consecutive seasons since Chad Nelson did it in 1994-95, 1995-96 and 1996-97 seasons... Led San Diego State in field-goal percentage in each of his three seasons, joining only Von Jacobsen (1968-69, 1969-70 and 1970-71) as the only Aztec players to do that in the Division I era... Is the only player on the current squad that was a member of the team when Steve Fisher was hired on March 26, 1999.

This Season: Is 13th all-time at SDSU with 1,082 points... Has seen his role on the team increase dramatically in the last month... Is averaging over 22 minutes per game, beginning with the win at Wyoming... His 31 minutes in the finale against Air Force were his most since he played 35 in the season opener... Considered SDSU's best perimeter defender... Had five rebounds against the Academy, his most since five against Eastern Washington in December... Season rebounding high is six vs. New Mexico State... Scoring high for 2001-2002 is nine vs. Texas Tech... Was 5-of-6 from the line against Northern Iowa and NMSU.

Season/Career Highs

Points
Season 9 at Texas Tech, 11-17-01
Career 32 at Wyoming, 1-29-00

Rebounds
Season 6 at NMSU, 11-24-01
Career 12 vs. TA&M-CC, 1-4-01

Assists
Season 4 vs. EWU, 12-20-01
Career 4 vs. SJSU, 2-27-99 and vs. BYU, 2-12-01, vs. EWU, 12-20-01

Field Goals
Season 3 - twice
Career 14 at Wyoming, 1-29-00

Free Throws
Season 5 -twice
Career 9 vs. New Mexico, 2-5-00

Free Throws Attempted
Season 6 - twice
Career 12 vs. Wyoming, 2-19-00 and vs. New Mexico, 2-5-00

Steals
Season 1 vs. CSUN, 12-1-01
Career 2 - two times

Minutes Played
Season 35 vs. UNI, 11-16-01
Career 50 vs Air Force, 1-20-00

2001-02 Game-By-Game Statistics

Date	Opponent	MP	FG-FGA	3FG-FGA	FT-FTA	REB	PF	A	TO	BK	S	TP
11-16	vs. Northern Iowa	35^	1-7	0-0	5-6	3-2=5	2	3	1	0	0	7
11-17	at Texas Tech	19^	3-6	0-0	3-3	0-2=2	0	1	0	0	0	9
11-21	Norfolk State	13^	0-2	0-0	0-0	1-1=2	2	1	0	0	0	0
11-24	at New Mexico State	19^	1-3	0-0	5-6	2-4=6	2	1	2	0	0	7
11-27	UC San Diego	19^	3-4	0-0	0-0	1-3=4	0	1	2	1	0	6
12-1	Cal State Northridge	17^	0-2	0-0	2-2	1-4=5	2	2	4	0	1	2
12-5	at San Diego	6^	0-0	0-0	0-0	1-1=2	1	0	3	0	0	0
12-8	Fresno State	24	2-4	0-0	0-0	0-2=2	2	2	2	0	0	4
12-14	at Hawai'i	4	0-0	0-0	0-0	0-0=0	3	0	1	0	0	0
12-20	Eastern Washington	16	1-2	0-0	1-2	3-2=5	1	4	3	0	0	3
12-29	at Duke			Did Not Play								
12-31	Columbia			Did Not Play								
1-2	IPFW	7	1-1	0-0	0-0	1-0=1	1	0	0	0	0	2
1-8	at Texas A&M-CC	14	1-2	0-0	0-2	2-1=3	0	1	0	0	0	2
1-12	at Brigham Young*	5	0-0	0-0	0-0	0-1=1	1	0	0	0	0	0
1-14	at Utah*	11	0-0	0-0	0-0	0-2=2	2	1	0	0	0	0
1-19	Colorado State*	10	1-2	0-1	0-0	0-1=1	0	1	0	0	0	2
1-21	Wyoming*	1	0-0	0-0	0-0	0-0=0	0	0	0	0	0	0
1-26	UNLV*	20	1-2	0-0	0-0	0-2=2	3	0	1	0	0	2
1-29	Houston	9	0-3	0-0	0-0	2-0=2	1	0	0	0	0	0
2-2	at New Mexico*	11	0-0	0-0	0-0	0-1=1	3	0	0	0	0	0
2-4	at Air Force*	14	0-0	0-0	0-0	1-0=1	3	0	0	0	0	0
2-9	Utah*	9	1-1	0-0	0-0	2-1=3	1	0	1	1	0	2
2-11	Brigham Young*	23	2-4	0-0	0-0	2-2=4	2	1	1	0	0	4
2-16	at Colorado State*	15	0-0	0-0	1-3	0-0=0	0	0	2	0	0	1
2-18	at Wyoming*	22	1-2	0-0	0-1	1-2=3	1	0	2	0	0	2
2-23	at UNLV*	20	1-1	0-0	0-0	1-2=3	1	0	1	0	0	2
2-28	New Mexico*	15	1-2	0-0	0-0	0-1=1	2	1	0	0	0	2
3-2	Air Force*	31^	0-1	0-0	2-4	2-3=5	1	1	1	1	0	2

* – Indicates Mountain West Conference game. ^ – Indicates started game.

▶ Epps Career Statistics

Year	G-GS	Min.-Avg.	FG-FGA	Pct.	3P-3PA	Pct.	FT-FTA	Pct.	O R	D R	Reb	Avg.	PF-D	AT	TO	B S	ST	Pts	Avg.
98-99	26-20	758-28.7	116-241	.481	0-2	.000	76-147	.517	63	82	145	5.6	56-1	14	48	4	10	308	11.8
99-00	28-26	932-33.3	148-290	.510	2-4	.500	104-172	.605	71	94	165	5.9	80-2	18	68	7	10	402	14.4
00-01	28-28	818-29.2	118-215	.549	0-2	.000	75-118	.636	60	66	126	4.5	53-0	27	52	2	10	311	11.1
01-02	27-8	409-15.1	21-51	.412	0-1	.000	19-29	.655	26	40	66	2.4	37-0	21	27	3	1	61	2.3
Totals	109-82	2,914-26.7	403-797	.506	2-9	.222	274-466	.588	220	282	502	4.6	226-3	80	195	16	31	1,082	9.9



34• AERICK SANDERS

Forward 6-8 198 So.-1L Carson, Calif. (Gardena Serra High)

MWC Overall Ranking: 11th in blocked shots (0.76)

MWC Conference Ranking: 7th in blocked shots (0.93)

Was a consistent contributor as a freshman before suffering a stress reaction in his right foot that put an end to his season in mid-January... Very athletic for a power forward player, he continues to look more comfortable on the court... Off-season strength and conditioning program helping him to compete in the low post... Team player that will grind in the low post for the betterment of the team.

This Season: Has posted career highs for points (12 vs. UC San Diego) and rebounds (10 at New Mexico State)... Pulled down 87 rebounds in 321 minutes of action... Had eight rebounds in just 14 minutes against Eastern Washington (12-20) and six boards in 15 minutes vs. IPFW (1-2)... Is shooting .582 from the floor... Blocked four shots in just 19 minutes against UNLV... Has fouled out of two games and been tagged with four fouls in four other contests... His 22 blocked shots are second on the team to Randy Holcomb... He is among the MWC leaders in that category.

Season/Career Highs

Points
Season 12 vs. UCSD, 11-27-01
Career 12 vs. UCSD, 11-27-01

Rebounds
Season 10 at NMSU, 11-24-01
Career 10 at NMSU, 11-24-01

Assists
Season 1- six times
Career 1 -seven times

Field Goals
Season 6 vs. UCSD, 11-27-01
Career 6 vs. UCSD, 11-27-01

Free Throws
Season 2 twice
Career 3 vs. Sac St., 12-2-00

Free Throws Attempted
Season 2 - four times
Career 4 vs. Sac St., 12-2-00

Blocked Shots
Season 4 vs. UNLV, 1-26-02
Career 4 - two times

Minutes Played
Season 20 vs. UCSD, 11-27-01
Career 24 vs. USD, 12-9-00

2001-02 Game-By-Game Statistics

Date	Opponent	MP	FG-FGA	3FG-FGA	FT-FTA	REB	PF	A	TO	BK	S	TP
11-16	vs. Northern Iowa	14	0-0	0-0	0-0	2-4=6	0	1	0	1	0	0
11-17	at Texas Tech	6	0-0	0-0	0-0	0-0=0	4	1	0	0	0	0
11-21	Norfolk State	15	2-5	0-0	0-0	2-1=3	1	0	1	1	1	4
11-24	at New Mexico State	19	3-7	0-0	0-0	7-3=10	5	0	1	1	1	6
11-27	UC San Diego	20	6-8	0-0	0-0	0-6=6	3	0	0	0	0	12
12-1	Cal State Northridge	17	1-1	0-0	1-2	1-4=5	3	0	1	1	0	3
12-5	at San Diego	12	1-2	0-0	0-0	1-1=2	1	0	1	0	1	2
12-8	Fresno State	8	1-2	0-0	2-2	1-1=2	0	0	0	1	0	4
12-14	at Hawai'i	9	1-1	0-0	0-0	0-1=1	2	0	0	0	0	2
12-20	Eastern Washington	14	1-1	0-0	0-0	1-7=8	4	0	0	1	2	2
12-29	at Duke	8	1-1	0-0	0-0	0-1=1	2	0	1	1	1	2
12-31	Columbia	14	3-4	0-0	1-3	1-2=3	5	0	0	1	0	7
1-2	IPFW	15	1-2	0-0	1-2	3-3=6	3	1	0	0	0	3
1-8	at Texas A&M-CC	16	1-3	0-0	0-0	1-0=1	3	0	1	0	0	2
1-12	at Brigham Young*	9	1-2	0-0	2-2	0-2=2	4	0	1	0	1	4
1-14	at Utah*	5	0-0	0-0	0-0	0-2=2	0	0	1	0	0	0
1-19	Colorado State*	10	1-1	0-0	0-0	0-2=2	1	0	0	1	1	2
1-21	Wyoming*	8	1-2	0-0	0-0	1-0=1	2	0	1	1	2	2
1-26	UNLV*	19	1-1	0-0	0-0	1-3=4	1	1	2	4	0	2
1-29	Houston	10	1-3	0-0	0-0	2-1=3	3	0	1	1	0	2
2-2	at New Mexico*	4	1-1	0-0	0-0	1-1=2	2	0	1	0	0	2
2-4	at Air Force*	8	0-0	0-0	0-0	0-1=1	1	1	0	0	0	0
2-9	Utah*	10	2-3	0-0	0-0	2-1=3	2	0	0	1	0	4
2-11	Brigham Young*	6	0-1	0-0	0-0	0-1=1	0	0	1	1	0	0
2-16	at Colorado State*	8	0-0	0-0	0-0	0-0=0	4	0	0	1	1	0
2-18	at Wyoming*	15	2-3	0-0	0-0	2-3=5	4	1	2	2	1	4
2-23	at UNLV*	13	0-1	0-0	0-1	0-5=5	1	0	0	1	1	0
2-28	New Mexico*	9	0-0	0-0	0-0	0-1=1	0	0	0	1	0	0
3-2	Air Force*	0+	0-0	0-0	0-0	0-1=1	0	0	0	0	0	0

* – Indicates Mountain West Conference game. ^ – Indicates started game.

▶ Sanders Career Statistics

Year	G-GS	Min.-Avg.	FG-FGA	Pct.	3P-3PA	Pct.	FT-FTA	Pct.	O R	D R	Reb	Avg.	PF-D	AT	TO	B S	S T	Pts	Avg.
00-01	16-0	264-16.5	25-46	.543	0-0	.000	10-23	.435	24	37	61	3.8	41-2	5	16	15	13	60	3.8
01-02	29-0	321-11.1	32-55	.582	0-0	.000	7-12	.583	29	58	87	3.1	61-2	6	16	22	13	71	2.4
Totals	45-0	585-13.0	57-101	.564	0-0	.000	17-35	.486	53	95	148	3.3	102-4	11	32	37	26	131	2.9

SAN DIEGO STATE RECORDS UPDATE

▶ CAREER POINTS

Pl.	Name, Years	Points
1.	Michael Cage, 1981-82-83-84	1,846
2.	Anthony Watson, 1983-84-85-86	1,735
3.	Tony Pinkins, 1955-56-57	1,473
4.	Bob Brady, 1952-53-54	1,389
5.	Steve Copp, 1973-74-75-76	1,352
6.	Al Skalecky, 1966-67-68	1,271
7.	Tony Ross, 1987-88-89	1,254
8.	Chad Nelson, 1994-95-96-97	1,225
9.	WIll Connelly, 1975-76-77	1,188
	Von Jacobsen, 1969-70-71	1,188
11.	Bernie Finlay, 1958-59-60	1,110
12.	Eddie Morris, 1980-81-82-83	1,089
13.	**Myron Epps, 1999-00-01-02**	**1,082**
14.	Danny Newport, 1954-55-56	1,048
15.	Milton Phelps, 1939-40-41	1,043
16.	Dave Miller, 1966-67-68	1,021
17.	Leonard Allen, 1982-83-84-85	1,019
18.	Kim Goetz, 1978-79	1,005

▶ CAREER SCORING AVG.

minimum 600 points

Pl.	Name, Years	PPG
1.	Bob Brady, 1952-53-54	18.8
2.	Kim Goetz, 1978-79	18.6
3.	Tony Pinkins, 1955-56-57	18.1
4.	Jason Richey, 1997-98	17.5
5.	**Randy Holcomb, 2001-02**	**16.6**
6.	Michael Cage, 1981-82-83-84	16.3
7.	Anthony Watson, 1983-84-85-86	15.8
8.	Al Skalecky, 1966-67-68	15.5
9.	Von Jacobsen, 1969-70-71	15.4
10.	Chris McMurray, 1972-73	15.238
11.	Steve Malovic, 1978-79	15.236
12.	Von Jacobsen, 1969-70-71	15.231
13.	Bernie Finlay, 1958-59-60	15.205
14.	Dick Maureau, 1961-62	15.1
15.	Marty Dow, 1990-91	14.94
16.	Tony Ross, 1987-88-89	14.93
17.	Jimmy Harris, 1971-72	14.8
18.	Zack Jones, 1981-82	14.70
19.	Steve Copp, 1973-74-75-76	14.54
20.	Will Connelly, 1975-76-77	14.49

▶ CAREER GAMES

Pl.	Name, Years	Games
1.	Leonard Allen, 1982-83-84-85	116
2.	Berry Randle, 1993-94-95-96	113
3.	Marcelo Correa, 1997-98-99-00-01	112
	Chad Nelson, 1994-95-96-97	112
	Michael Cage, 1981-82-83-84	112
5.	Anthony Watson, 1983-84-85-86	110
6.	Mark Delsman, 1974-75-76-77	109
	Myron Epps, 1999-00-01	**109**
8.	Eddy Gordon, 1980-81-82-83	107
	Tony Gwynn, 1978-79-80-81	107
	Noel Mickelsen, 1953-54-55-56	107
11.	Eddie Morris, 1980-81-82-83	105

▶ CAREER ASSISTS

Pl.	Name, Years	Assists
1.	Tony Gwynn, 1978-79-80-81	590
2.	Chad Nelson, 1994-95-96-97	412
3.	Mark Delsman, 1974-75-76-77	376
4.	Anthony Watson, 1983-84-85-86	356
5.	Keith Smith, 1982-83	349
6.	Dean Decker, 1977-78	307
7.	Ray Leary, 1974-75-76	279
8.	Mike Dodd, 1976-77-78-79	277
9.	Creon Dorsey, 1985-86	263
10.	Bryan Williams, 1988-89	243
nr.	**Deandre Moore, 2001-02**	**207**

▶ CAREER 3-POINT FGS

Pl.	Name, Years	3FG
1.	Tony Ross, 1987-88-89	270
2.	Jason Richey, 1997-98	136
3.	Chad Nelson, 1994-95-96-97	122
4.	Michael Best, 1989-90	107
5.	David Abramowitz, 1999-00-01	98
6.	**Al Faux, 2001-02**	**95**
7.	Berry Randle, 1993-94-95-96	76
8.	Matt Watts, 1998-99	65
9.	Brady Trenkel, 1995-97-99	56
	Chris Walters, 1993-94	56
11.	Josko Visnjic, 1998	55
nr.	**Karlo Kovacic, 2001-02**	**47**

▶ CAREER 3-POINT FG PCT.

minimum 40 career three-point field goals

Pl.	Name, Years	3FG Pct.
1.	Tony Ross, 1987-88-89	45.8
2.	**Al Faux, 2001-02**	**41.3**
3.	Brady Trenkle, 1995-97-99	37.2
4.	Michael Best, 1989-90	36.6
	Tony Clark, 1992-93	36.6
6.	Chad Nelson, 1994-95-96-97	36.2
7.	Jason Richey, 1997-98	35.7
8.	**Karlo Kovacic, 2001-02**	**35.6**
9.	Darryl Gaines, 1986-87	34.8
10.	David Abramowitz, 1999-00-01	34.5
11.	Chris Walters, 1993-94	33.9

▶ GAMES STARTS

Since 1978-79 season

Pl.	Name, Years	Starts
1.	Michael Cage, 81-82-83-84	112
2.	Leonard Allen, 82-83-84-85	110
3.	Chad Nelson, 94-95-96-97	103
4.	Anthony Watson, 83-84-85-86	93
5.	**Myron Epps, 99-00-01-02**	**82**
6.	Marcelo Correa, 97-98-99-00-01	76
7.	Joe McNaull, 91-92-93	62
	Eddie Morris, 80-81-82-83	62
9.	Tony Gwynn, 78-79-80-81	61
10.	Rodney Hawkins, 1987-88	59

▶ CAREER MINUTES

Pl.	Name, Years	Minutes
1.	Michael Cage, 1981-82-83-84	4,262
2.	Chad Nelson, 1994-95-96-97	3,692
3.	Anthony Watson, 1983-84-85-86	3,330
4.	Leonard Allen, 1982-83-84-85	3,191
5.	**Myron Epps, 1999-00-01-02**	**2,914**
6.	*Tony Gwynn, 1978-79-80-81	2,422
7.	Tony Ross, 1987-88-89	2,402
8.	Joe McNaull, 1991-92-93	2,101
9.	Eddie Morris, 1980-81-82-83	1,962
10.	Rodney Hawkins, 1987-88	1,880

** - Minutes not available from Gwynn's first season in 1977-78.*

▶ CAREER BLOCKED SHOTS

Pl.	Name, Years	Blocks
1.	Leonard Allen, 1982-83-84-85	214
2.	Michael Cage, 1981-82-83-84	118
3.	Joe McNaull, 1991-92-93	114
4.	Marcelo Correa, 1997-98-99-00-01	100
5.	Rodney Hawkins, 1987-88	77
6.	Eddy Gordon, 1980-81-82-83	71
7.	Marty Dow, 1990-91	68
8.	Leon Carter, 1995-96	58
9.	Marc Carter, 1994-95	55
10.	Courtie Miller, 1991-92-93-94	51
nr.	**Randy Holcomb, 2001-02**	**50**

SDSU SEASON/CAREER HIGHS

▶ 0 • TOMMY JOHNSON

	Season
Points	10 vs. UCSD, 11-27-01
Rebounds	3 - two times
Assists	3 vs. CSUN, 12-1-01
Steals	3 at NMSU, 11-24-01
Blocked Shots	1 - four times
Minutes	14 - two times

▶ 1 • DEANDRE MOORE

	Season	Career
Points	13 vs. BYU, 2-11-02	20 vs. Okla. St., 12-30-00
Rebounds	6 vs. UNI, 11-16-01	6 - four times
Assists	7 vs. Houston, 1-29-02	11 - two times
Steals	4 vs. CSU, 1-19-02	8 - three times
Blocked Shots	1 vs. Wyoming, 1-21-02	1 - four times
Minutes	35 - two times	43 at UCSB, 12-6-00

▶ 2 • BRANDON SMITH

	Season	Career
Points	13 at Duke, 12-29-01	16 vs. Penn St., 2-19-00
Rebounds	6 - three times	11 at Minnesota, 1-5-00
Assists	6 at Duke, 12-29-01	7 vs. Indiana, 1-5-99
Steals	3 - five times	3 - 13 times
Blocked Shots	2 vs. CSU, 1-19-02	4 - three times
Minutes	31 vs. Columbia, 12-31-01	38 vs. Illinois, 1999-00

▶ 3 • CHRIS WALTON

	Season	Career
Points	12 vs. IPFW, 1-2-02	13 vs. CSU, 3-3-01
Rebounds	10 vs. IPFW, 1-2-02	10 vs. IPFW, 1-2-02
Assists	5 vs. UCSD, 11-27-01	5 vs. UCSD, 11-27-01
Steals	3 vs. E. Wash., 12-20-01	3 vs. E. Wash., 12-20-01
Blocked Shots	4 vs. UNM, 2-28-02	4 vs. UNM, 2-28-02
Minutes	23 - three times	28 - two times

▶ 4 • TONY BLAND

	Season	Career
Points	33 vs. Houston, 1-29-02	33 vs. Houston, 1-29-02
Rebounds	8 - two times	8 - two times
Assists	9 vs. NSU, 11-21-01	9 vs. NSU, 11-21-01
Steals	4 at Wyoming, 2-18-02	4 - two times
Blocked Shots	3 vs. Wyoming, 1-21-02	3 vs. Wyoming, 1-21-02
Minutes	43 vs. Wyoming, 1-21-02	43 vs. Wyoming, 1-21-02

▶ 5 • AL FAUX

	Season	Career
Points	26 - two times	28 vs. Okla. St., 12-30-00
Rebounds	9 vs. UNLV, 1-26-02	11 at UCSB, 12-6-00
Assists	6 vs. Fresno St., 12-8-01	6 - three times
Steals	3 - five times	4 vs. Morgan St., 12-21-00
Blocked Shots	1 - eight times	3 at UCSB, 12-6-00
Minutes	43 vs. UNLV, 1-29-02	43 vs. UNLV, 1-29-02

▶ 10 • KARLO KOVACIC

	Season	Career
Points	10 vs. NSU, 11-21-01	15 vs. Morgan St., 12-21-00
Rebounds	2 - two times	4 - five times
Assists	3 vs. IPFW, 1-2-02	3 vs. IPFW, 1-2-02
Steals	2 vs. NSU, 11-21-01	3 at Wyoming
Blocked Shots	1 at NMSU, 11-24-01	1 - four times
Minutes	21 vs. NSU, 11-21-01	41 at UCSB, 12-6-00

▶ 23 • RANDY HOLCOMB

	Season	Career
Points	30 at TA&M-CC, 1-8-02	30 - two times
Rebounds	15 at Duke, 12-29-01	15 at Duke, 12-29-01
Assists	4 - three times	7 vs. UCSD, 11-18-00
Steals	4 vs. NSU, 11-21-00	4 - two times
Blocked Shots	4 vs. Wyoming, 1-21-02	4 vs. Wyoming, 1-21-02
Minutes	43 vs. UNLV, 1-29-02	43 vs. UNLV, 1-29-02

▶ 30 • MIKE MACKELL

	Season
Points	21 at New Mexico, 2-2-02
Rebounds	9 - two times
Assists	3 vs. BYU, 2-11-02
Steals	3 vs. Air Force, 3-2-02
Blocked Shots	1 - six times
Minutes	35 at Texas Tech, 11-17-01

▶ 32 • BEN WARDROP

	Season	Career
Points	3 vs. E. Wash., 12-20-01	3 vs. E. Wash., 12-20-01
Rebounds	2 vs. UCSD, 11-27-01	2 vs. UCSD, 11-27-01
Assists	1 vs. UCSD, 11-27-01	1 - two times
Steals	0	0
Blocked Shots	0	0
Minutes	4 vs. UCSD, 11-27-01	4 vs. UCSD, 11-27-01

▶ 33 • MYRON EPPS

	Season	Career
Points	9 at Texas Tech, 11-17-01	32 at Wyoming, 1-29-00
Rebounds	6 at NMSU, 11-24-01	12 at TA&M-CC, 1-4-01
Assists	4 vs. EWU, 12-20-01	4 - three times
Steals	1 vs. CSUN, 12-1-01	2 - two times
Blocked Shots	1 - three times	2 - two times
Minutes	35 vs. UNI, 11-16-01	50 vs. AFA, 1-20-00

▶ 34 • AERICK SANDERS

	Season	Career
Points	12 vs. UCSD, 11-27-01	12 vs. UCSD, 11-27-01
Rebounds	10 at NMSU, 11-24-01	10 at NMSU, 11-14-01
Assists	1 - six times	1 - 10 times
Steals	2 - two times	2 - six times
Blocked Shots	4 vs. UNLV, 1-26-02	4 - two times
Minutes	20 vs. UCSD, 11-27-01	24 vs. USD, 12-9-00

San Diego State Player Notes

vs. Brigham Young
March 7, 2002

0 Tommy Johnson

Guard, 6-4, 184, Fr.-HS
Los Angeles, Calif. (Crenshaw High)

	PPG	RPG	APG	FG	3FG	FT
01-02	1.5	0.9	0.4	36.4	33.3	25.0
MWC	0.0	0.4	0.0	0.0	0.0	0.0

Best Games: CH 10 pts., 4-5 FGs vs. UCSD
6 pts., 3 stl. at New Mexico State
6 pts., 3 rebs at Hawai'i

Only freshmen to see action... Explosive scorer who displays a knowledge about the game that is unusual for a first-year player... Made 11 of his last 23 attempts from the floor (47.8 percent) after opening the season 1-for-10 (10.0 percent)... Key offensive put back off a missed free throw late in the Aztec victory at Hawai'i.

1 Deandre Moore

Guard, 5-10, 195, Jr.-1L
Compton, Calif. (Compton High/Vanderbilt)

	PPG	RPG	APG	FG	3FG	FT
01-02	3.3	2.1	2.9	43.1	40.8	43.8
MWC	4.1	1.9	2.6	44.2	38.7	46.7

Best Games: 10 pts., SH 7 ast. vs. Houston
SH 13 pts., 6 rebs. vs. BYU
9 pts., SH 6 rebs. vs. UNI

True point guard that led the MWC in assists during league games last season... Aztecs are 5-1 since returning to the starting lineup... Second on the team in assists... Has nearly a two-to-one assist-to-turnover ratio both for the season and his career... Last 10 games: 31 assists, 11 turnovers... Made nine of his last 17 attempts from three-point range.

2 Brandon Smith

Guard/Forward, 6-7, 215, Sr.-TR
Amarillo, Texas (Palo Duro High/Univ. of Michigan)

	PPG	RPG	APG	FG	3FG	FT
01-02	3.7	2.3	2.4	58.5	0.0	60.0
MWC	2.8	2.8	1.4	58.6	0.0	50.0

Best Games: SH 13 pts., SH 6 ast. at Duke
10 pts., 4 ast. vs. Columbia
8 pts, 4-7 FGs at NMSU

Had orthoscopic knee surgery on Nov. 6 and missed the second exhibition game and the first two regular-season games... Connected on 38-of-65 field goal attempts (58.5 percent)... Third on team in assists... Nickname is Smooth... Coach Fisher originally recruited Smith to Michigan... Featured twice on ESPN's Plays of the Week for his dunks.

3 Chris Walton

Forward, 6-9, 228, So.-1L
San Diego, Calif. (Univ. San Diego High)

	PPG	RPG	APG	FG	3FG	FT
01-02	3.0	3.0	0.8	43.4	0.0	60.0
MWC	2.6	2.6	0.6	43.2	0.0	55.6

Best Games: SH 12 pts., CH 10 rebs. vs. IPFW
7 pts., CH 5 ast. vs. UCSD
5 pts., 2 rebs vs. CSUN

Youngest son of former UCLA All-American Bill Walton... Older brother Luke currently plays college basketball at Arizona... Member of the Mountain West Conference all-academic team... Recorded his first career double-double with 12 points and 10 rebounds in 23 minutes of action against IPFW... Last 4 games: 20 pts., 15 rebs., 3 ast. in 46 minutes of action.

4 Tony Bland

Guard, 6-5, 192, Jr.-TR
Los Angeles, Calif. (Westchester High/Syracuse)

	PPG	RPG	APG	FG	3FG	FT
01-02	16.4	3.6	3.6	45.4	35.9	70.9
MWC	13.9	3.8	2.7	44.9	35.7	63.2

Best Games: CH 33 pts., 12-19 FGs vs. Houston
24 pts, CH 9 ast. vs. Norfok St.
24 pts., 8 ast. vs. UNI

Named Mountain West Conference player of the week on Dec. 3... Scored 20 or more points in first six games of the season... Only player in the MWC to rank in the top five of scoring and assists... Scored career-high 33 pts. vs. Houston... 10 20+ scoring games this season... Named the MWC preseason newcomer of the year... 14 straight double-digit scoring games.

5 Al Faux

Guard, 6-2, 178, Sr.-1L
Los Angeles, Calif. (Crenshaw High/Shoreline JC)

	PPG	RPG	APG	FG	3FG	FT
01-02	16.7	3.6	1.8	47.4	40.7	67.5
MWC	15.8	3.3	1.6	42.5	41.2	73.1

Best Games: 26 pts., 5-8 3FGs vs. Wyoming
25 pts., 5-7 3FGs vs. Fresno St.
25 pts., 6 rebs. at USD

Named Mountain West Conference player of the week on Dec. 10... Missed two ehxibition games and first four regular-season games serving a team suspension... Scores 21.6 points per 40 minutes... Shot 50 percent or better from the field in 16 of his 24 games this season... 10+ points in 25 of last 26 games... Last 5 gms.: 86 pts. (17.2 ppg), 27-for-56 FGs (48.2 pct), 3.4 rpg.

10 Karlo Kovacic

Guard, 6-5, 196, Sr.-1L
Rijeka, Croatia (Modesto JC)

	PPG	RPG	APG	FG	3FG	FT
01-02	2.6	0.3	0.5	33.3	32.1	66.7
MWC	1.0	0.0	0.2	40.0	25.0	50.0

Best Games: SH 10 pts., 3 3FGs vs. Norfolk St.
8 pts., 2 rebs. at Texas Tech
6 pts., 2-4 FGs vs. AFA

Of his 12 made field goals this season, nine have been from behind the arc... 132 of his 171 attempts in his career have been from three-point range... Has 13 games with multiple-treys, including two this season... Needs three treys to reach 50 for his career... Scored six points on Senior Night vs. Air Force (first pts. since Jan. 2).

23 Randy Holcomb

Forward, 6-9, 222, Sr.-1L
Chicago, Ill. (Lincoln Park/Fresno State/LA City College)

	PPG	RPG	APG	FG	3FG	FT
01-02	17.2	9.3	1.7	51.3	31.6	64.0
MWC	16.6	8.9	1.6	47.1	21.1	62.3

Best Games: CH 30 pts., 14 rebs. at TA&M-CC
SH 23 pts., CH 13 rebs. vs. NSU
22 pts., CH 15 rebs. at Duke

A preseason first-team all-Mountain West Conference selection by the media... Named NABC All-District First Team... Has 19 career double-doubles, including a MWC-best 13 this season... Shot 50 percent or better from the field in 17-of-29 games this season... 10+ pts. in 52-of-57 SDSU games... Leads MWC in rebounding, second in scoring... Scored 1,000th point at Air Force.

30 Mike Mackell

Center, 6-9, 241, Jr.-TR
Wahington D.C. (Eastern High/Porterville JC)

	PPG	RPG	APG	FG	3FG	FT
01-02	10.3	4.4	0.5	52.7	0.0	71.4
MWC	11.9	5.0	0.5	53.3	0.0	76.8

Best Games: CH 18 pts., 7-9 FGs at NMSU
17 pts., 5 rebs vs. Fresno State
16 pts., 9 rebs. at Utah

Named is pronounced muh-KAY-ul (as in Kevin McHale)... Named the California junior college player of the year last season... Named the number two JC power forward by *Lindy's*... Has 15 double-digit scoring games... Had eight straight 10+ scoring games broken vs. Utah... Shooting 52.7 percent from the floor... Last 15 gms.: 11.8 ppg, 5.1 rpg.

32 Ben Wardrop

Guard, 6-2, 185, So.-SQ
Anaheim, Calif. (Long Beach Poly High)

	PPG	RPG	APG	FG	3FG	FT
01-02	0.8	0.8	0.3	16.7	100.0	0.0
MWC	-	-	-	-	-	-

Best Games: CH 3 pts., 1-1 3FGs vs. EWU
2 rebs., 1 ast. vs. UCSD
1 reb. vs. IPFW

Walk-on who joined the squad during Steve Fisher's first season... Did not play during the 1999-2000 season... Saw action in eight games during the 2000-01 campaign... Scored his first career points on a buzzer-beater against Eastern Washington... Had two rebounds and one assist in four minutes of action in the victory over UC San Diego.

33 Myron Epps

Forward, 6-6, 221, Sr.-3L
Tulare, Calif. (Union High)

	PPG	RPG	APG	FG	3FG	FT
01-02	2.3	2.4	0.8	41.2	0.0	65.5
MWC	1.4	1.9	0.4	53.3	0.0	37.5

Best Games: SH 9 pts., 2 rebs. at Texas Tech
7 pts., SH 6 rebs. at NMSU
7 pts., 5 rebs. vs. UNI

Has 1,082 career points to rank 13th in San Diego State history... Made 403 of his 797 career field goal attempts (50.6 percent)... Played in 109 career games and has 82 starts in his SDSU career... Strong defensive player who often is assigned to opposition's top scorer... Played 88 minutes in the last four games (22.0 mpg).

34 Aerick Sanders

Forward, 6-8, 198, So.-1L
Carson, Calif. (Gardena Serra High)

	PPG	RPG	APG	FG	3FG	FT
01-02	2.4	3.0	0.2	58.2	0.0	58.3
MWC	1.4	2.1	0.2	60.0	0.0	66.7

Best Games: CH 12 pts., 6 rebs. vs. UCSD
6 pts., CH 10 rebs. at NMSU
2 pts., 8 rebs vs. EWU

Has 87 rebounds in 321 minutes this season (averages 10.8 rebounds per 40 minutes of court time)... Had seven offensive rebounds at New Mexico State... Eight rebounds in 14 minutes vs. EWU... Six boards in 15 minutes vs. IPFW... Recorded 12 rebounds in his last 37 minutes of action, covering four games.

Coach Steve Fisher

Assistant Head Coach: Brian Dutcher
Assistant Coaches: Marvin Menzies, Jim Tomey

- – 11th full season overall: 221-130
- – 3rd season at SDSU: 37-48
- – 1989 NCAA Championship
- – Appeared in national championship game three times ('89, '92, '93)
- – 7 NCAA Tournament Appearances
- – 2nd in Active NCAA Tournament winning percentage (ahead of Tubby Smith, Jerry Tarkanian, Roy Williams, Bob Knight and Rick Majerus)
- – One of six coaches to win NCAA and postseason NIT titles
- – 7 NCAA Tournament Appearances

Broadcast Roster

SAN DIEGO STATE UNIVERSITY BASKETBALL



#0
TOMMY JOHNSON

Guard
6-4, 184, Freshman-TR
Los Angeles, Calif.
Crenshaw High

PPG: 1.5 RPG: 0.9 APG: 0.4
FG%: 36.4 3FG: 33.0 FT%: 25.0



#1
DEANDRE MOORE

Guard
5-10, 195, Junior-1L
Compton, Calif.
Compton High/
Vanderbilt Univ.

PPG: 3.3 RPG: 2.1 APG: 2.9
FG%: 43.1 3FG: 40.8 FT%: 43.8



#2
BRANDON SMITH

Guard/Forward
6-7, 215, Senior-TR
Amarillo, Texas
Palo Duro High/
Univ. of Michigan

PPG: 3.7 RPG: 2.3 APG: 2.4
FG%: 58.5 3FG: 0.0 FT%: 60.0



#3
CHRIS WALTON

Forward
6-9, 228, Sophomore-1L
San Diego, Calif.
Univ. of San Diego High

PPG: 3.0 RPG: 3.0 APG: 0.8
FG%: 43.4 3FG: 0.0 FT%: 60.0

#4
TONY BLAND

Guard
6-5, 192, Junior-TR
Los Angeles, Calif.
Westchester High/
Syracuse Univ.

PPG: 16.4 RPG: 3.6 APG: 3.6
FG%: 45.4 3FG: 35.9 FT%: 70.9



#5
AL FAUX

Guard
6-2, 178, Senior-1L
Los Angeles, Calif.
Crenshaw High/
Shoreline JC

PPG: 16.7 RPG: 3.6 APG: 1.8
FG%: 47.4 3FG: 40.7 FT%: 67.5

#10
KARLO KOVACIC

Guard
6-5, 196, Senior-1L
Rijeka, Croatia
Modesto JC

PPG: 2.6 RPG: 0.3 APG: 0.5
FG%: 33.3 3FG: 32.1 FT%: 66.7



#23
RANDY HOLCOMB

Forward
6-9, 222, Senior-1L
Chicago, Ill.
Licoln Park High/Fresno
State/L.A. City College

PPG: 17.2 RPG: 9.3 APG: 1.7
FG%: 51.3 3FG: 31.6 FT%: 64.0



#30
MIKE MACKELL

Center
6-9, 241, Junior-TR
Washington D.C.
Eastern High/
Porterville JC

PPG: 10.3 RPG: 4.4 APG: 0.5
FG%: 52.7 3FG: 0.0 FT%: 71.4



#32
BEN WARDROP

Guard
6-2, 185, Sophomore-SQ
Anaheim, Calif.
Loara High

PPG: 0.8 RPG: 0.8 APG: 0.3
FG%: 16.7 3FG: 100.0 FT%: 0.0

#33
MYRON EPPS

Forward
6-6, 221, Senior-3L
Tulare, Calif.
Union High

PPG: 2.3 RPG: 2.4 APG: 0.8
FG%: 41.2 3FG: 0.0 FT%: 65.5



#34
AERICK SANDERS

Forward
6-8, 198, Sophomore-1L
Carson, Calif.
Gardena Serra High

PPG: 2.4 RPG: 3.0 APG: 0.2
FG%: 58.2 3FG: 0.0 FT%: 58.3

Head Coach
STEVE FISHER

11th full season as head coach 221-130
3rd year at San Diego State 37-48
1989 NCAA champion
3 NCAA Championship game appearances
3rd in Active NCAA Tournament winning percentage (ahead of Tubby Smith, Jerry Tarkanian, Roy Williams, Jim Calhoun and Rick Majerus)
One of six coaches to win NCAA and postseason NIT titles

SAN DIEGO STATE UNIVERSITY

Record: 18-11 (Home: 12-3, Away: 5-8, Neutral: 1-0)
Mountain West Conference: 7-7 (Home: 4-3, Away: 3-4)

Date	Opp NR	Opponent	SDSU	Result	W-L	Record	MWC	San Diego State High Scorer	Rebounder	Assists	Attendance
Nov. 16		~vs.Northern Iowa	W	71-57	W1	1-0		Bland-24	Moore/Sanders-6	Bland-8	10,444
Nov. 17		~at Texas Tech	L	71-81	L1	1-1		Bland-24	Holcomb-13	Moore-6	9,638
Nov. 21		NORFOLK STATE	W	78-71	W1	2-1		Bland-24	Holcomb-13	Bland-9	4,877
Nov. 24		at New Mexico State	L	79-94	L1	2-2		Bland-22	Sanders-10	Bland/Moore-4	7,546
Nov. 27		UC SAN DIEGO	W	98-53	W1	3-2		Bland-20	Sanders-6	Bland-8	4,764
Dec. 1		CAL STATE NORTHRIDGE	W	80-70	W2	4-2		Bland-22	Holcomb-10	Johnson-3	5,435
Dec. 5		at San Diego	L	67-72	L1	4-3		Faux-25	Holcomb-10	Smith-4	(c) 5,100
Dec. 8	21/16	FRESNO STATE	W	93-78	W1	5-3		Faux-25	Holcomb-9	Faux-6	8,438
Dec. 14		at Hawai'i	W	61-58	W2	6-3		Faux-20	Holcomb-11	Moore/Smith-4	6,443
Dec. 20		EASTERN WASHINGTON	W	86-58	W3	7-3		Holcomb-23	Sanders-8	Faux/Moore/Smith-5	4,694
Dec. 29	1/1	at Duke (D)	L	79-92	L1	7-4		Holcomb-22	Holcomb-15	Smith-6	(c) 9,314
Dec. 31		COLUMBIA (D)	W	75-59	W1	8-4		Faux/Holcomb-16	Holcomb-9	Bland-5	4,576
Jan. 2		IPFW	W	90-72	W2	9-4		Holcomb-22	Holcomb-13	Holcomb/Smith-4	4,284
Jan. 8		at Texas A&M-CC	W	82-79	W3	10-4		Holcomb-30	Holcomb-14	Bland-6	1,357
Jan. 12		*at Brigham Young (D)	L	64-75	L1	10-5	0-1	Holcomb-21	Holcomb-11	Faux-3	19,411
Jan. 14		*at Utah	L	70-76	L2	10-6	0-2	Bland-22	Holcomb/Mackell-9	Smith-5	11,005
Jan. 19		*COLORADO STATE	W	81-69	W1	11-6	1-2	Faux-21	Holcomb-7	Bland-5	6,553
Jan. 21		*WYOMING	L-ot	85-88	L1	11-7	1-3	Faux-26	Holcomb-12	Bland-6	6,171
Jan. 26		*UNLV (:02.4)	L-ot	79-80	L2	11-8	1-4	Holcomb-24	Holcomb-12	Faux-4	11,764
Jan. 29		HOUSTON	W	78-66	W1	12-8		Bland-33	Holcomb-7	Moore-7	5,027
Feb. 2		*at New Mexico	W	78-65	W2	13-8	2-4	Holcomb-25	Holcomb-9	Bland-6	16,841
Feb. 4		*at Air Force	L	54-67	L1	13-9	2-5	Mackell-17	Mackell-9	Moore-3	1,310
Feb. 9		*UTAH (D)	L	53-70	L2	13-10	2-6	Holcomb-14	Mackell-7	Faux/Smith/Walton-1	7,232
Feb. 11		*BRIGHAM YOUNG	W	77-73	W1	14-10	3-6	Holcomb/Mackell-15	Holcomb-10	Moore-6	5,752
Feb. 16		*at Colorado State	W	75-63	W2	15-10	4-6	Faux-24	Bland/Holcomb-8	Bland/Moore-3	3,074
Feb. 18		*at Wyoming	W	68-64	W3	16-10	5-6	Bland-19	Bland/Holcomb-8	Holcomb-4	9,121
Feb. 23		*at UNLV	L-ot	76-83	L1	16-11	5-7	Holcomb-20	Holcomb-14	Holcomb-4	11,154
Feb. 28		*NEW MEXICO	W	84-71	W1	17-11	6-7	Faux-26	Walton-9	Bland-4	5,941
Mar. 2		*AIR FORCE (:02.6)	W	49-47	W2	18-11	7-7	Holcomb-12	Bland/Epps/Holcomb-5	Bland-2	6,967
Mar. 7		^vs. (4) Brigham Young (D)									

Caps denotes home game. ~ – 2001 Ford Red Raider Classic (Lubbock, Texas). * – Indicates Mountain West Conference Game. ^ – Mountain West Conference Championship (Las Vegas, Nev.). Two-letter abbreviation indicates round, number to left of team indicates seed. Opp. NR – Indicates San Diego State's opponent national rankings in the Associated Press and ESPN/*USA Today* coaches polls at gametime. :00 – Time remaining in the final ten seconds when winning team scored final points to break a tie or win the game. D – Indicates day game. c – Indicates capacity.

Record/Attendance Summary

	G	W-L	Total	Average	High
Home	15	12-3	92,475	6,165	11,764 vs. UNLV (Jan. 26)
Mountain West	7	4-3	50,380	7,197	11,764 vs. UNLV (Jan. 26)
Away	13	5-8	111,314	8,563	19,411 at Brigham Young (Jan. 12)
Mountain West	7	3-4	71,916	10,274	19,411 at Brigham Young (Jan. 12)
Neutral	1	1-0	10,444	10,444	10,444 vs. Northern Iowa (Nov. 16)
Total	29	18-11	214,233	7,387	19,411 at Brigham Young (Jan. 12)
Mountain West	14	7-7	122,296	8,735	19,411 at Brigham Young (Jan. 12)

Win/Loss Margin

	1	2	3	4	5	6	7	8	9	10	11	12	13	14	15	16	17	18	19	20	21	22	23	24	25	28	45
Win		1	2	2			1			1		3	2	1	1	1		1								1	1
Loss	1		1		1	1	1			1	1		2		1		1										

SAN DIEGO STATE UNIVERSITY

Record: 18-11 (Home: 12-3, Away: 5-8, Neutral: 1-0)

						TOTAL		3-PTS				REBOUNDS											
No.	Player	GP	GS	Min	Avg	FG-FGA	Pct	3FG-FGA	Pct	FT-FTA	Pct	Off	Def	Tot	Avg	PF	FO	A	TO	Blk	Stl	Pts	Avg
23	HOLCOMB, Randy	29	29	932	32.1	196-382	.513	12-38	.316	96-150	.640	80	189	269	9.3	76	1	48	101	31	24	500	17.2
04	BLAND, Tony	29	28	1006	34.7	171-377	.454	28-78	.359	107-151	.709	28	77	105	3.6	44	0	103	86	10	31	477	16.4
05	FAUX, Al	25	22	774	31.0	143-302	.474	55-135	.407	77-114	.675	21	69	90	3.6	56	1	44	51	8	38	418	16.7
30	MACKELL, Mike	29	25	640	22.1	109-207	.527	0-0	.000	80-112	.714	63	65	128	4.4	96	8	15	51	6	16	298	10.3
02	SMITH, Brandon	27	14	415	15.4	38-65	.585	0-9	.000	24-40	.600	20	43	63	2.3	68	3	65	44	13	33	100	3.7
01	MOORE, Deandre	29	15	708	24.4	31-72	.431	20-49	.408	14-32	.438	11	49	60	2.1	75	3	83	42	1	27	96	3.3
03	WALTON, Chris	29	3	405	14.0	36-83	.434	0-5	.000	15-25	.600	30	57	87	3.0	59	1	23	21	12	15	87	3.0
34	SANDERS, Aerick	29	0	321	11.1	32-55	.582	0-0	.000	7-12	.583	29	58	87	3.0	61	2	6	16	22	13	71	2.4
33	EPPS, Myron	27	8	409	15.1	21-51	.412	0-1	.000	19-29	.655	26	40	66	2.4	37	0	21	27	3	1	61	2.3
10	KOVACIC, Karlo	15	1	136	9.1	12-36	.333	9-28	.321	6-9	.667	1	4	5	0.3	16	0	8	8	1	4	39	2.6
00	JOHNSON, Tommy	20	0	120	6.0	12-33	.364	6-18	.333	1-4	.250	5	13	18	0.9	21	0	7	4	4	4	31	1.5
32	WARDROP, Ben	4	0	9	2.2	1-6	.167	1-1	1.000	0-0	.000	1	2	3	0.8	1	0	1	2	0	0	3	0.8
	TEAM											43	57	100	3.4				1				
	SDSU TOTALS	29				802-1669	.481	131-362	.362	446-678	.658	358	723	1081	37.3	610	19	424	454	111	206	2181	75.2
	OPPONENTS	29				700-1627	.430	174-520	.335	477-712	.670	321	632	953	32.9	590	-	399	444	95	236	2051	70.7

SCORE BY PERIODS:	1st	2nd	OT	Total
SAN DIEGO STATE	985	1,166	30	- 2,181
Opponents	961	1,049	41	- 2,051

Mountain West Conference: 7-7 (Home: 4-3, Away: 3-4)

						TOTAL		3-PTS				REBOUNDS											
No.	Player	GP	GS	Min	Avg	FG-FGA	Pct	3FG-FGA	Pct	FT-FTA	Pct	Off	Def	Tot	Avg	PF	FO	A	TO	Blk	Stl	Pts	Avg
23	HOLCOMB, Randy	14	14	481	34.4	90-191	.471	4-19	.211	48-77	.623	37	87	124	8.9	38	1	23	45	10	7	232	16.6
05	FAUX, Al	14	14	470	33.6	68-160	.425	28-68	.412	57-78	.731	8	38	46	3.3	36	1	22	30	5	13	221	15.8
04	BLAND, Tony	14	13	490	35.0	71-158	.449	10-28	.357	43-68	.632	12	41	53	3.8	24	0	38	36	7	15	195	13.9
30	MACKELL, Mike	14	12	340	24.3	57-107	.533	0-0	.000	53-69	.768	39	31	70	5.0	49	4	7	23	4	9	167	11.9
01	MOORE, Deandre	14	7	362	25.9	19-43	.442	12-31	.387	7-15	.467	5	22	27	1.9	33	2	36	17	1	13	57	4.1
02	SMITH, Brandon	14	7	190	13.6	17-29	.586	0-1	.000	5-10	.500	13	26	39	2.8	37	1	20	21	8	13	39	2.8
03	WALTON, Chris	14	1	164	11.7	16-37	.432	0-2	.000	5-9	.556	15	21	36	2.6	23	0	9	8	6	6	37	2.6
34	SANDERS, Aerick	14	0	124	8.9	9-15	.600	0-0	.000	2-3	.667	7	23	30	2.1	22	0	3	9	13	7	20	1.4
33	EPPS, Myron	14	1	207	14.8	8-15	.533	0-1	.000	3-8	.375	9	18	27	1.9	20	0	5	9	2	0	19	1.4
10	KOVACIC, Karlo	6	1	39	6.5	2-5	.400	1-4	.250	1-2	.500	0	0	0	0.0	6	0	1	3	0	0	6	1.0
00	JOHNSON, Tommy	8	0	8	1.0	0-4	.000	0-2	.000	0-0	.000	1	2	3	0.4	2	0	0	2	0	0	0	0.0
	TEAM											20	32	52	3.7				0				
	SDSU TOTALS	**14**				**357-764**	**.467**	**55-156**	**.353**	**224-339**	**.661**	**166**	**341**	**507**	**36.2**	**290**	**9**	**164**	**203**	**56**	**83**	**993**	**70.9**
	OPPONENTS	**14**				**338-753**	**.449**	**87-235**	**.370**	**228-329**	**.693**	**135**	**303**	**438**	**31.3**	**296**	**-**	**188**	**189**	**47**	**108**	**991**	**70.8**

SCORE BY PERIODS:	1st	2nd	OT	Total
SAN DIEGO STATE	438	525	30	- 993
Opponents	442	508	41	- 991

SAN DIEGO STATE UNIVERSITY

2001-02 Game-By-Game Results

Opponent	Site/Date	FG-FGA	Pct	3P-3PA	Pct	FT-FTA	Pct	Off-Def	Tot	PF	AT	TO	BS	ST	1st-2nd	Pts
vs. SDSU	N	25-62	.403	4-16	.250	17-23	.739	15-30	45	19	19	14	4	8	27-44	71
Northern Iowa	11/16	18-52	.346	4-19	.211	17-25	.680	8-24	32	20	8	13	1	4	28-29	57
SDSU	A	27-57	.474	5-12	.417	12-17	.706	8-26	34	24	15	16	2	2	33-38	71
at Texas Tech	11/17	27-66	.409	5-9	.556	22-32	.688	20-24	44	17	18	8	3	9	50-31	81
at SDSU	H	30-70	.429	11-27	.407	7-13	.538	14-19	33	17	23	13	2	10	36-42	78
Norfolk State	11/21	29-56	.518	5-12	.417	8-14	.571	9-28	37	16	18	24	5	11	32-39	71
SDSU	A	32-71	.451	2-9	.222	13-20	.650	16-25	41	25	13	13	3	7	30-49	79
at New Mexico St.	11/24	31-68	.456	10-21	.476	22-28	.786	16-27	43	16	18	14	6	4	45-49	94
at SDSU	H	40-59	.678	4-9	.444	14-18	.778	8-28	36	11	26	15	3	9	57-41	98
UC San Diego	11/27	19-53	.358	10-33	.303	5-14	.357	9-13	22	17	11	20	1	9	30-23	53
at SDSU	H	21-43	.488	5-14	.357	33-44	.750	15-30	45	24	13	26	1	5	44-36	80
CS Northridge	12/1	26-61	.426	6-20	.300	12-27	.444	12-12	24	34	15	14	1	11	36-34	70
SDSU	A	28-52	.538	4-13	.308	7-18	.389	11-20	31	26	10	22	4	8	37-30	67
San Diego	12/5	24-51	.471	5-12	.417	19-32	.594	13-22	35	15	17	18	1	10	29-43	72
at SDSU	H	33-67	.493	7-15	.467	20-33	.606	13-29	42	21	24	14	5	5	41-52	93
Fresno State	12/8	28-69	.406	9-31	.290	13-21	.619	12-26	38	23	17	15	2	8	40-38	78
SDSU	A	20-50	.400	5-11	.455	16-23	.696	12-22	34	26	13	20	6	10	19-42	61
at Hawai'i	12/14	17-54	.315	1-12	.083	23-30	.767	15-20	35	20	11	18	5	7	26-32	58
at SDSU	H	34-62	.548	4-11	.364	14-25	.560	14-27	41	23	22	15	3	13	39-47	86
Eastern Washington	12/20	18-51	.353	2-14	.143	20-28	.714	7-20	27	20	8	18	3	8	31-27	58
SDSU	A	33-62	.532	2-8	.250	11-17	.647	6-32	38	27	16	24	4	10	35-44	79
at Duke	12/29	28-60	.467	11-29	.379	25-39	.641	6-27	33	17	18	17	4	10	46-46	92
at SDSU	H	29-55	.527	3-7	.429	14-24	.583	10-20	30	20	12	12	5	11	35-40	75
Columbia	12/31	19-42	.452	6-15	.400	15-24	.625	9-22	31	20	10	22	7	8	29-30	59
at SDSU	H	29-61	.475	5-18	.278	27-39	.692	19-27	46	19	15	18	4	7	42-48	90
IPFW	1/2	29-71	.408	1-18	.056	13-19	.684	18-19	37	29	15	18	0	11	30-42	72
SDSU	A	36-70	.514	6-19	.316	4-10	.400	16-26	42	18	22	16	4	9	38-44	82
at Texas A&M-CC	1/8	26-66	.394	8-27	.296	19-24	.792	17-23	40	13	14	16	1	9	39-40	79
SDSU	A	21-57	.368	3-9	.333	19-23	.826	16-28	44	26	10	13	2	2	32-32	64
at Brigham Young	1/12	22-49	.449	5-16	.313	26-35	.743	7-21	28	20	12	8	4	6	39-36	75
SDSU	A	28-54	.519	4-10	.400	10-16	.625	10-26	36	20	13	11	0	7	34-36	70
at Utah	1/14	24-54	.444	14-26	.538	14-18	.778	8-19	27	16	16	10	1	7	39-37	76
at SDSU	H	26-49	.531	5-12	.417	24-33	.727	9-24	33	20	18	18	4	8	37-44	81
Colorado State	1/19	26-55	.473	8-17	.471	9-18	.500	11-18	29	24	21	22	1	7	34-35	69
at SDSU	H	33-83	.398	6-13	.462	13-22	.591	18-26	44	26	15	16	11	10	37-36-12	85
Wyoming	1/21	30-62	.484	2-6	.333	26-36	.722	9-34	43	19	13	21	6	9	33-40-15	88
at SDSU	H	27-49	.551	2-7	.286	23-34	.676	13-27	40	20	12	28	6	5	28-41-10	79
UNLV	1/26	28-62	.452	5-17	.294	19-28	.679	13-15	28	29	15	16	7	16	35-34-11	80
at SDSU	H	28-64	.438	9-17	.529	13-15	.867	15-21	36	20	17	13	5	9	34-44	78
Houston	1/29	23-54	.426	4-13	.308	16-26	.615	15-22	37	17	11	20	8	9	28-38	66
SDSU	A	26-53	.491	4-13	.308	22-34	.647	7-27	34	19	13	7	3	4	32-46	78
at New Mexico	2/2	23-55	.418	5-14	.357	14-21	.667	11-26	37	27	13	13	7	4	34-31	65
SDSU	A	17-45	.378	4-16	.250	16-20	.800	12-21	33	26	6	19	4	3	23-31	54
at Air Force	2/4	20-42	.476	7-23	.304	20-29	.690	9-19	28	19	11	13	4	11	31-36	67
at SDSU	H	17-58	.293	2-10	.200	17-25	.680	16-21	37	16	3	12	3	5	23-30	53
Utah	2/9	23-50	.460	12-25	.480	12-16	.750	6-30	36	18	17	12	6	8	42-28	70
at SDSU	H	27-56	.482	6-12	.500	17-22	.773	11-20	31	18	20	7	2	5	40-37	77
BYU	2/11	26-51	,510	6-12	.500	15-20	.750	7-20	27	22	14	9	5	2	32-41	73

SAN DIEGO STATE UNIVERSITY

2001-02 Game-By-Game Results

Opponent	Site/Date	FG-FGA	Pct	3P-3PA	Pct	FT-FTA	Pct	Off-Def	Tot	PF	AT	TO	BS	ST	1st-2nd	Pts
SDSU	A	28-47	.596	3-8	.375	16-26	.615	10-27	37	21	0	16	3	7	28-47	75
at Colorado State	2/16	26-63	.413	2-11	.182	9-17	.529	16-18	34	25	8	12	1	9	20-43	63
SDSU	A	30-58	.517	2-7	..524	6-14	.429	14-23	37	25	12	17	4	11	41-27	68
at Wyoming	2/18	20-51	.392	2-16	.125	22-33	.667	14-19	33	17	11	15	2	8	25-39	64
SDSU	A	31-61	.508	3-10	.300	11-24	.458	13-30	43	22	12	19	3	4	27-41-8	76
at UNLV	2/23	28-64	.438	5-15	.333	22-29	.759	9-26	35	20	14	11	2	13	19-49-15	83
at SDSU	H	30-53	.566	8-18	.444	16-21	.762	7-20	27	14	15	11	8	7	32-52	84
New Mexico	2/28	27-61	.443	7-15	.467	10-13	.769	14-17	31	19	12	14	1	5	40-31	71
at SDSU	H	16-41	.390	3-11	.273	14-25	.560	10-21	31	17	6	9	3	5	24-25	49
Air Force	3/2	15-34	.441	7-22	.318	10-16	.625	1-21	22	21	11	13	0	3	19-28	47

SAN DIEGO STATE UNIVERSITY

2001-02 Player Points/Rebounds/Assists Game-By-Game

Opponent	0 Tommy Johnson	1 Deandre Moore	2 Brandon Smith	3 Chris Walton	4 Tony Bland	5 Al Faux	10 Karlo Kovacic	12 Jim Roban	23 Randy Holcomb	30 Mike Mackell	32 Ben Wardrop	33 Myron Epps	34 Aerick Sanders
vs. Northern Iowa	0/3/0	9/6/4*	INJ	0/5/0	24/5/8*	TS	NS	INJ	16/5/2*	15/3/1*	CD	7/5/3*	0/6/1
at Texas Tech	3/1/0	0/1/6*	INJ	2/3/2	24/1/2*	TS	8/2/1	INJ	15/13/2*	10/8/0*	CD	9/2/1*	0/0/1
NORFOLK STATE	0/1/1	8/1/4*	0/0/2	2/3/1*	24/2/9*	TS	10/2/1	OUT	23/13/3*	7/4/1	CD	0/2/1*	4/3/0
at New Mexico State	6/1/1	2/3/4*	8/1/1	2/2/0*	22/2/4*	TS	2/0/1	OUT	6/6/1*	18/7/0	CD	7/6/1*	6/10/0
UC SAN DIEGO	10/0/0	3/1/1*	6/3/5	7/5/5	20/3/8*	10/2/2	3/0/1	OUT	15/5/1*	6/3/1*	0/2/1	6/4/1*	12/6/0
CAL STATE NORTHRIDGE	0/1/3	2/4/1*	2/1/1	5/2/1	22/4/2*	21/4/2	CD	OUT	20/10/1*	3/7/0*	CD	2/5/2*	3/5/0
at San Diego	0/0/0	0/0/2*	4/2/4	3/2/1	10/0/2*	25/6/1	0/0/0	OUT	14/10/0*	9/3/0*	CD	0/2/0*	2/2/0
FRESNO STATE	CD	1/5/3	8/1/3*	0/2/0	15/5/5*	25/7/6*	CD	OUT	19/9/3*	17/5/2*	CD	4/2/2	4/2/0
at Hawai'i	6/3/1	0/2/4	3/1/4*	6/3/1	9/5/2*	20/3/1*	0/0/0	OUT	13/11/0*	2/0/0*	DNT	0/0/0	2/1/0
EASTERN WASHINGTON	2/2/0	2/3/5	0/1/5*	5/3/0	13/3/3*	15/5/5*	2/0/0	OUT	23/5/0*	16/2/0*	3/0/0	3/5/4	2/8/0
at Duke	0/2/1	0/2/2	13/2/6*	4/4/1	21/4/2*	15/5/1*	CD	OUT	22/15/3*	2/1/0	CD	CD	2/1/0
COLUMBIA	2/0/0	0/3/0	10/2/4*	2/3/0	13/1/5*	16/4/0*	3/1/0	OUT	16/9/3*	6/1/0	0/0/0	TS	7/3/0
Indiana-Purdur Fort Wayne	2/1/0	0/1/0	7/5/4*	12/10/0	14/5/2*	17/0/0*	5/0/3	OUT	22/13/4*	6/1/1*	0/1/0	2/1/0	3/6/1
at Texas A&M-Corpus Christi	CD	2/0/4	0/4/4*	0/2/1	18/6/6*	24/5/2*	CD	OUT	30/14/2*	4/7/2*	CD	2/3/1	2/1/0
*at Brigham Young	0/0/0	3/1/1	4/6/2*	1/2/2	2/2/1*	14/3/3*	0/0/0	OUT	21/11/0*	15/6/1*	DNT	0/1/0	4/2/0
*at Utah	CD	0/2/4	4/3/5*	2/2/0	22/2/2*	12/1/1*	0/0/0	OUT	14/9/0*	16/9/0*	DNT	0/2/1	0/2/0
*COLORADO STATE	0/2/0	2/1/4	4/2/2*	2/3/2	13/4/5*	21/4/3*	0/0/0	OUT	18/7/1*	17/6/0*	CD	2/1/1	2/2/0
*WYOMING	0/0/0	2/2/3	7/6/2*	2/4/1	16/4/6*	26/2/0*	CD	OUT	17/12/2*	13/6/1*	CD	0/0/0	2/1/0
*UNLV	0/0/0	3/4/0	3/1/1*	0/1/0	16/1/3*	17/9/4*	CD	OUT	24/12/3*	12/4/0*	CD	2/2/0	2/4/1
HOUSTON	CD	10/1/7*	0/1/2	0/2/1	33/6/5*	9/3/2*	CD	OUT	14/7/0*	10/6/0*	CD	0/2/0	2/3/0
*at New Mexico	0/0/0	3/3/4*	0/2/2	2/0/0	15/4/6*	10/1/0*	CD	OUT	25/9/1*	21/8/0*	CD	0/1/0	2/2/0
*at Air Force	0/1/0	5/1/3*	4/2/1	2/2/0	10/4/0*	10/3/0*	0/0/1	OUT	6/7/0*	17/9/0*	CD	0/1/0	0/1/1
*UTAH	CD	0/1/0	2/6/1*	4/2/1*	10/3/0*	12/3/1*	0/0/0	OUT	14/5/0*	5/7/0	CD	2/3/0	4/3/0
*BRIGHAM YOUNG	0/0/0	13/1/6*	2/1/1	2/2/0	13/3/2*	13/3/4*	CD	OUT	15/10/3*	15/3/3*	CD	4/4/1	0/10
*at Colorado State	CD	4/2/3*	3/0/1	0/3/0	23/8/3*	24/7/0*	CD	OUT	12/8/2*	8/5/0*	DNT	1/0/0	0/0/0
*at Wyoming	CD	5/2/3*	2/4/0	5/1/2	19/8/1*	12/2/1*	CD	OUT	15/8/4*	4/1/0*	DNT	2/3/0	4/5/1
*at UNLV	CD	6/5/2*	2/2/1	4/3/0	12/1/3*	14/5/1*	0/0/0*	OUT	20/14/4*	16/4/1*	DNT	2/3/0	0/5/0
*NEW MEXICO	CD	10/1/3*	0/0/0	8/9/1	13/4/4*	26/1/3*	CD	OUT	19/7/3*	6/0/0*	CD	2/1/1	0/1/0
*AIR FORCE	CD	1/1/0	2/4/1*	3/2/0	11/5/2	10/2/1*	6/0/0*	OUT	12/5/0*	2/2/1	CD	2/5/1*	0/1/0

^at Mountain West Conference Tournament

* – Indicates starter. CD – Did Not Play-Coach's Decision. INJ – Did Not Play-Injured. TS – Did Not Play-Team Suspension. NS – Did Not Play-NCAA Suspension. ~ – 2001 Ford Red Raider Classic (Lubbock, Texas). * – Indicates Mountain West Conference Game. ^ – Mountain West Conference Championship (Las Vegas, Nev.).

SAN DIEGO STATE UNIVERSITY

2001-02 Superlatives

Individual

Category	San Diego State	Opponent
Points Scored	33 by Tony Bland vs. Houston (1-29)	36 by Marcus Banks, UNLV (2-23)
Field Goals	14 by Randy Holcomb at Texas A&M-CC (1-8)	11 by Marcus Banks, UNLV (2-23)
Field Goals Attempted	20 by Al Faux at San Diego (12-5) and vs. Wyoming (1-21)	21 by Carr, CS Northridge (12-1)/Kelly, UNLV (1-26)
Highest FG Percentage (min. 5 made)	1.000 (6-6) Mike Mackell vs. Colorado State (1-19)	.857 (6-7) by Carlos Boozer, Duke (12-29)
Highest FG Percentage (min. 10 made)	.786 (11-14) Randy Holcomb at Duke (12-29)	.688 (11-16) by Marcus Banks, UNLV (2-23)
3-Point Field Goals Made	5 by Faux vs. Fresno State, vs. CSU, vs. Wyoming, vs. UNM	7 by Nick Jacobson, Utah (1-14)
3-Point Field Goals Attempted	11 by Al Faux at Texas A&M-CC (1-8), vs. New Mexico (2-28)	16 by Damon Jackson, Fresno State (12-8)
3-Point Field Goal Percentage (min. 4 made)	100.0 (4-4) Deandre Moore vs. Utah (2-11)	1.000 (5-5) Will Chavis, Texas Tech (11-17)
Free Throws	11 by Mike Mackell at Brigham Young/at New Mexico	11 by Marcus Banks, UNLV (2-23)
Free Throws Attempted	13 by Mike Mackell at New Mexico (2-2)	16 by Will Chavis, Texas Tech (11-17)
Free Throw Percentage (min. 5 made)	100.0 (6-6) by Bland vs. UNI (11-27)/vs. Houston (1-29)	100.0 (10-10) two times
Free Throw Percentage (min. 10 made)	91.7 (11-12) by Mike Mackell at Brigham Young (1-12)	100.0 (10-10) two times
Offensive Rebounds	7 by Sanders at New Mexico State/Walton vs. IPFW	9 by Andy Ellis, Texas Tech (11-17)
Defensive Rebounds	12 by Randy Holcomb at Duke (12-29)	15 by Uche Nsonwu-Amadi, Wyoming (1-21)
Total Rebounds	15 by Randy Holcomb at Duke (12-29)	17 by Uche Nsonwu-Amadi, Wyoming (1-21)
Assists	9 by Tony Bland vs. Norfolk State (11-21)	9 by Andy Birley, Colorado State (1-19)
Blocked Shots	4 by Holcomb vs. UW/Sanders vs. UNLV/Walton vs. UNM	5 by Jeremee McGuire, Houston (1-29)
Steals	4 by Holcomb vs. NSU/Moore vs. CSU/Bland at Wyoming	5 by Sims, CS Northridge/Johnson, UNLV
Minutes Played	43 by Bland vs. Wyoming/Faux and Holcomb vs. UNLV	42 by Chris Richardson, UNLV (1-26)

Team

SDSU High	SDSU Low	Category	Opponent High	Opponent Low
98 vs. UC San Diego (11-27)	49 vs. Air Force (3-2)	**Points Scored**	94 by New Mexico State (11-24)	47 by Air Force (3-2)
40 vs. UC San Diego (11-27)	16 vs. Air Force (3-2)	**Field Goals**	31 by New Mexico State (11-24)	15 by AIr Force (3-2)
83 vs. Wyoming (1-21)	41 vs. AIr Force (3-2)	**Field Goals Attempted**	71 by IPFW (1-2)	34 by Air Force (3-2)
.678 vs. UC San Diego (11-27)	.293 vs. Utah (2-9)	**FG Percentage**	.518 by Norfolk State (11-21)	.315 by Hawai'i (12-14)
11 vs. Norfolk State (11-21)	2 - five times	**3-Point Field Goals Made**	14 by Utah (1-14)	1 by Hawai'i /IPFW
27 vs. Norfolk State (11-21)	7 vs. Columbia/vs. UNLV/at Wyo.	**3-Point Field Goals Attempted**	33 by UC San Diego (11-27)	6 by Wyoming (1-21)
.529 vs. Houston (1-29)	.200 vs. Utah (2-9)	**3-Point Field Goal Percentage**	.556 by Texas Tech (11-17)	.056 by IPFW (1-2)
33 vs. Cal State Northridge (12-1)	4 at Texas A&M-CC (1-8)	**Free Throws**	26 by Brigham Young/Wyoming	5 by UC San Diego (11-27)
44 vs. Cal State Northridge (12-1)	10 at Texas A&M-CC (1-8)	**Free Throws Attempted**	39 by Duke (12-29)	13 by New Mexico (2-28)
.867 vs. Houston (1-29)	.389 at San Diego (12-5)	**Free Throw Percentage**	.792 by Texas A&M-CC (1-8)	.357 by UC San Diego (11-27)
19 vs. IPFW (1-2)	6 at Duke (12-29)	**Offensive Rebounds**	20 by Texas Tech (11-17)	1 by Air Force (3-2)
32 at Duke (12-29)	19 vs. Norfolk State (11-21)	**Defensive Rebounds**	34 by Wyoming (1-21)	12 by Cal State Northridge (12-1)
46 vs. IPFW (1-2)	27 vs. New Mexico (2-28)	**Total Rebounds**	44 by Texas Tech/BYU	22 by UC San Diego/Air Force
27 at Duke (12-29)	11 vs. UC San Diego (11-27)	**Fouls**	34 by Cal State Northridge (12-1)	13 by Texas A&M-CC (1-8)
3 at UNLV (2-23)	0	**Fouled Out**	2 by UNLV (1-26)	0
26 vs. UC San Diego (11-27)	3 vs. Utah (2-9)	**Assists**	21 by Colorado State (1-19)	6 by Air Force (3-2)
28 vs. UNLV (1-26)	7 at New Mexico (2-2)/vs. BYU (2-11)	**Turnovers**	24 by Norfolk State (11-21)	8 by Texas Tech/BYU
11 vs. Wyoming (1-21)	0 at Utah (1-14)	**Blocked Shots**	8 by Houston (1-29)	0 by IPFW
13 vs. Eastern Washington (12-20)	2 at Texas Tech (11-17)/at BYU (1-12)	**Steals**	16 by UNLV (1-26)	2 by Brigham Young (2-11)
57 vs. UC San Diego, 1st (11-27)	19 at Hawai'i, 1st (12-14)	**Points/Half**	50 by Texas Tech, 1st (11-17)	19 by UNLV/Air Force
.750 vs. UC San Diego, 1st (11-27)	.290 vs. Utah, 2nd (2-9)	**FG Percentage/Half**	.625 by Norfolk State, 2nd (11-21)	.242, 1st at UNLV (2-23)

SAN DIEGO STATE UNIVERSITY

Aztec Record When...

Category	This Season	Fisher Era	SDSU Streak
Home	12-3	29-18	Won 3
Away	5-8	7-29	Lost 1
Neutral	1-0	1-1	Won 1
Scoring First	8-6		Won 2
Opponent Scores First	10-5		Won 2
Leading at Half	13-3	28-9	Won 1
Trailing at Half	5-7	8-38	Won 1
Tied at Half	0-0	1-0	
Leading with 5:00 Left	16-2		Won 1
Trailing with 5:00 Left	2-9		Won 1
Tied with 5:00 Left	0-0		
In Overtime	0-3	0-6	Lost 7
SDSU Outrebounds Opp.	12-8	24-15	Won 1
SDSU is Outrebounded	6-3	13-33	Won 5
SDSU Commits More TOs	5-8	12-34	Lost 1
Opp. Commits More TOs	11-2	22-12	Won 5
SDSU More FT Attempts	11-2	25-18	Won 5
Opp. More FT Attempts	6-9	11-30	Lost 2
SDSU Shoots Better than Opp.	15-6	33-14	Won 1
Opp. Shoots Better than SDSU	3-5	4-34	Won 2
SDSU Shoots 50% or Better	8-5	17-7	Won 1
SDSU Shoots 40-50%	8-2	17-15	Won 6
SDSU Shoots 40% or Less	2-4	3-26	Won 1
Opp. Shoots 50% or Better	2-0	3-13	Won 3
Opp. Shoots 40-50%	10-11	17-30	Won 2
Opp. Shoots 40% or Less	6-0	17-5	Won 11
SDSU Bench Outscores Opp.	4-4	17-21	Won 1
Opp. Bench Outscores SDSU	13-7	19-25	Won 1
SDSU Scores Less Than 60	1-2	1-20	Won 1
SDSU Scores Between 60-69	2-2	7-15	Won 1
SDSU Scores Between 70-79	7-6	15-10	Lost 1
SDSU Scores Between 80-89	5-1	9-3	Won 1
SDSU Scores Between 90-99	3-0	5-0	Won 5
SDSU Scores 100+	0-0	0-0	Won 23
Opp. Scores Less Than 60	6-0	14-2	Won 8
Opp. Scores Between 60-69	5-1	14-6	Won 2
Opp. Scores Between 70-79	7-4	9-22	Won 2
Opp. Scores Between 80-89	0-4	0-12	Lost 21
Opp. Scores Between 90-99	0-2	0-5	Lost 15
Opp. Scores 100+	0-0	0-1	Lost 7

Miscellaneous Stats

STARTING LINEUPS	RECORD
Epps, Holcomb, Mackell, Bland, Moore	3-2
Epps, Holcomb, Walton, Bland, Moore	1-1
Smith, Holcomb, Mackell, Bland, Faux	7-5
Bland, Holcomb, Mackell, Faux, Moore	6-2
Bland, Holcomb, Walton, Faux, Bland	0-1
Smith, Holcomb, Epps, Faux, Kovacic	1-0

GAMES LED SAN DIEGO STATE IN SCORING	SEASON	CAREER
Randy Holcomb	12	30
Tony Bland	9	9
Al Faux	8	13
Mike Mackell	2	2

GAMES LED SAN DIEGO STATE IN REBOUNDING	SEASON	CAREER
Randy Holcomb	22	38
Aerick Sanders	4	5
Tony Bland	3	3
Mike Mackell	3	3
Myron Epps	1	
Deandre Moore	1	2
Chris Walton	1	3

GAMES LED SAN DIEGO STATE IN ASSISTS	SEASON	CAREER
Tony Bland	12	12
Deandre Moore	8	25
Brandon Smith	7	7
Al Faux	5	15
Randy Holcomb	3	6
Tommy Johnson	1	1
Chris Walton	1	2

DOUBLE FIGURE SCORING GAMES	SEASON	CAREER
Randy Holcomb	27	59
Tony Bland	27	43
Al Faux	24	39
Mike Mackell	15	15
Deandre Moore	3	14
Brandon Smith	2	27
Tommy Johnson	1	1
Karlo Kovacic	1	9
Aerick Sanders	1	1
Chris Walton	1	2

DOUBLE-DOUBLES	SEASON	CAREER
Randy Holcomb	13	19
Chris Walton	1	1

LEADS AND DEFICITS

SDSU Biggest Halftime Lead	27 vs. UC San Diego (11-27)
SDSU Biggest Halftime Lead Blown	8 at San Diego (12-5)/at UNLV (2-23)
SDSU Biggest Halftime Deficit	19 vs. Utah (2-9)
SDSU Biggest Halftime Deficit Overcome for Victory	8 vs. New Mexico (2-28)
SDSU Biggest Lead	46 vs. UC San Diego (11-27)
SDSU Biggest Lead Blown	14 vs. Wyoming (1-21)
SDSU Biggest Deficit	25 at Duke (12-29)
SDSU Biggest Deffict Overcome for Victory	13 at Hawai'i (12-14)

SDSU BY MONTH

November 3-2	December 5-2	January 4-4
February 5-3	March 1-0	

SDSU BY DAY

Sunday 0-0	Monday 3-3	Tuesday 3-0
Wednesday 2-1	Thursday 2-0	Friday 2-0
Saturday 6-7		

SDSU vs. Air Force

Series . . . . . SDSU, 33-13
Streak . . . . . SDSU, 1

In San Diego . . . SDSU, 18-4
Home Streak . . . . . SDSU, 2

In USAFA. . . . . SDSU, 13-8
Away Streak . . . . . AFA, 1

Neutral . . . . . SDSU, 2-1
Neutral Streak . . . . . SDSU, 2

vs. Air Force

at Air Force 67, San Diego State 54 | Feb. 4, 2002
at San Diego State 49, Air Force 47 | March 2, 2002

SAN DIEGO STATE - INDIVIDUAL GAME HIGHS

POINTS	17	MACKELL, Mike at Air Force (2-4-02)
	12	HOLCOMB, Randy vs AIR FORCE (03-02-02)
	11	BLAND, Tony vs AIR FORCE (03-02-02)
REBS	9	MACKELL, Mike at Air Force (2-4-02)
	7	HOLCOMB, Randy at Air Force (2-4-02)
ASSISTS	3	MOORE, Deandre at Air Force (2-4-02)

AIR FORCE - INDIVIDUAL GAME HIGHS

POINTS	18	YAZZIE, Lamoni vs San Diego State (2-4-02)
	14	BELLAIRS, Tom vs San Diego State (2-4-02)
	12	GERLACH, Joel vs San Diego State (2-4-02)
REBS	8	BELLAIRS, Tom vs San Diego State (2-4-02)
	6	JENKINS, Vernard vs San Diego State (2-4-02)
ASSISTS	4	BELLAIRS, Tom vs San Diego State (2-4-02)

2001-02 SERIES STATS

No.	Player	GP	GS	Min	Avg	FG-FGA	Pct	3FG-FGA	Pct	FT-FTA	Pct	REBOUNDS Off	Def	Tot	Avg	PF	FO	A	TO	Blk	Stl	Pts	Avg
04	BLAND, Tony	2	1	67	33.5	7-22	.318	3-10	.300	4-7	.571	2	7	9	4.5	5	0	2	5	1	0	21	10.5
05	FAUX, Al	2	2	57	28.5	5-19	.263	2-8	.250	8-11	.727	0	5	5	2.5	6	0	1	6	1	2	20	10.0
30	MACKELL, Mike	2	1	37	18.5	7-12	.583	0-0	.000	5-5	1.000	8	3	11	5.5	5	0	1	3	2	4	19	9.5
23	HOLCOMB, Randy	2	2	55	27.5	5-16	.312	0-2	.000	8-10	.800	3	9	12	6.0	9	1	0	5	1	1	18	9.0
01	MOORE, Deandre	2	1	62	31.0	2-6	.333	1-4	.250	1-3	.333	0	2	2	1.0	4	0	3	1	0	0	6	3.0
10	KOVACIC, Karlo	2	1	26	13.0	2-4	.500	1-3	.333	1-2	.500	0	0	0	0.0	4	0	1	3	0	0	6	3.0
02	SMITH, Brandon	2	1	23	11.5	3-3	1.000	0-0	.000	0-0	.000	3	3	6	3.0	1	0	2	2	1	1	6	3.0
03	WALTON, Chris	2	0	19	9.5	2-2	1.000	0-0	.000	1-3	.333	2	2	4	2.0	3	0	0	1	0	0	5	2.5
33	EPPS, Myron	2	1	45	22.5	0-1	.000	0-0	.000	2-4	.500	3	3	6	3.0	4	0	1	1	1	0	2	1.0
34	SANDERS, Aerick	2	0	8	4.0	0-0	.000	0-0	.000	0-0	.000	0	2	2	1.0	1	0	1	0	0	0	0	0.0
00	JOHNSON, Tommy	1	0	1	1.0	0-1	.000	0-0	.000	0-0	.000	0	1	1	1.0	1	0	0	1	0	0	0	0.0
	TEAM														1	5	6	3.0				0	
	SDSU TOTALS	**2**				**33-86**	**.384**	**7-27**	**.259**	**30-45**	**.667**	**22**	**42**	**64**	**32.0**	**43**	**1**	**12**	**28**	**7**	**8**	**103**	**51.5**
	OPPONENTS	**2**				**35-76**	**.461**	**14-45**	**.311**	**30-45**	**.667**	**10**	**40**	**50**	**25.0**	**40**	**-**	**22**	**26**	**4**	**14**	**114**	**57.0**

SDSU vs. BYU

Series. . . . . BYU, 35-14
Streak . . . . . SDSU, 1

In San Diego . . . BYU, 14-12
Home Streak . . . . . SDSU, 1

In Provo. . . . . BYU, 21-2
Away Streak . . . . . BYU, 4

Neutral . . . . . none
Neutral Streak . . . . . none

vs. Brigham Young

at Brigham Young 75, San Diego State 64 | Jan. 12, 2002
at San Diego State 77, Brigham Young 73 | Feb. 11, 2002

SAN DIEGO STATE - INDIVIDUAL GAME HIGHS

POINTS	21	HOLCOMB, Randy at BYU (01/12/02)
	15	MACKELL, Mike vs BYU (02-11-02)
	15	HOLCOMB, Randy vs BYU (02-11-02)
	15	MACKELL, Mike at BYU (01/12/02)
REBS	11	HOLCOMB, Randy at BYU (01/12/02)
ASSISTS	6	MOORE, Deandre vs BYU (02-11-02)

BRIGHAM YOUNG - INDIVIDUAL GAME HIGHS

POINTS	19	HANSEN, Travis vs SDSU (01/12/02)
	17	JENSEN, Jared vs SDSU (01/12/02)
	14	NIELSEN, Eric at SDSU (02-11-02)
REBS	8	MONTAGUE, Matt vs SDSU (01/12/02)
ASSISTS	6	MONTAGUE, Matt vs SDSU (01/12/02)
	5	MONTAGUE, Matt at SDSU (02-11-02)

2001-02 SEASON STATS

No.	Player	GP	GS	Min	Avg	FG-FGA	Pct	3FG-FGA	Pct	FT-FTA	Pct	REBOUNDS Off	Def	Tot	Avg	PF	FO	A	TO	Blk	Stl	Pts	Avg
23	HOLCOMB, Randy	2	2	70	35.0	16-28	.571	0-3	.000	4-6	.667	6	15	21	10.5	6	0	3	9	1	0	36	18.0
30	MACKELL, Mike	2	2	56	28.0	8-20	.400	0-0	.000	14-15	.933	5	4	9	4.5	9	1	4	1	0	0	30	15.0
05	FAUX, Al	2	2	64	32.0	8-26	.308	3-10	.300	8-11	.727	1	5	6	3.0	5	0	7	4	0	3	27	13.5
01	MOORE, Deandre	2	1	44	22.0	5-7	.714	5-6	.833	1-2	.500	0	2	2	1.0	4	0	7	0	0	1	16	8.0
04	BLAND, Tony	2	2	68	34.0	4-17	.235	1-1	1.000	6-7	.857	0	5	5	2.5	1	0	3	1	2	1	15	7.5
02	SMITH, Brandon	2	1	32	16.0	3-4	.750	0-0	.000	0-0	.000	4	3	7	3.5	8	0	3	2	0	1	6	3.0
33	EPPS, Myron	2	0	28	14.0	2-4	.500	0-0	.000	0-0	.000	2	3	5	2.5	3	0	1	1	0	0	4	2.0
34	SANDERS, Aerick	2	0	15	7.5	1-3	.333	0-0	.000	2-2	1.000	0	3	3	1.5	4	0	0	2	1	1	4	2.0
03	WALTON, Chris	2	0	19	9.5	1-3	.333	0-0	.000	1-2	.500	1	3	4	2.0	4	0	2	0	0	0	3	1.5
10	KOVACIC, Karlo	1	0	2	2.0	0-1	.000	0-1	.000	0-0	.000	0	0	0	0.0	0	0	0	0	0	0	0	0.0
00	JOHNSON, Tommy	2	0	2	1.0	0-0	.000	0-0	.000	0-0	.000	0	0	0	0.0	0	0	0	0	0	0	0	0.0
	TEAM											8	5	13	6.5				0				
	SDSU TOTALS	**2**				**48-113**	**.425**	**9-21**	**.429**	**36-45**	**.800**	**27**	**48**	**75**	**37.5**	**44**	**1**	**30**	**20**	**4**	**7**	**141**	**70.5**
	OPPONENTS	**2**				**48-100**	**.480**	**11-28**	**.393**	**41-55**	**.745**	**14**	**41**	**55**	**27.5**	**42**	**-**	**26**	**17**	**9**	**8**	**148**	**74.0**

SDSU vs. CSU

Series . . . . . CSU, 30-15
Streak . . . . . SDSU, 3

In San Diego . . SDSU, 12-11
Home Streak . . . . . SDSU, 2

In Fort Collins. . . CSU, 20-3
Away Streak . . . . . SDSU, 1

Neutral . . . . . none
Neutral Streak . . . . . none

vs. Colorado State

at San Diego State 81, Colorado State 69 | Jan. 19, 2002
San Diego State 75, at Colorado State 63 | Feb. 16, 2002

SAN DIEGO STATE - INDIVIDUAL GAME HIGHS

POINTS	24	FAUX, Al at CSU (2-16-02)
	23	BLAND, Tony at CSU (2-16-02)
	21	FAUX, Al vs CSU (01-19-02)
REBS	8	HOLCOMB, Randy at CSU (2-16-02)
	8	BLAND, Tony at CSU (2-16-02)
ASSISTS	5	BLAND, Tony vs CSU (01-19-02)

COLORADO STATE - INDIVIDUAL GAME HIGHS

POINTS	19	BIRLEY, Andy at SDSU (01-19-02)
	16	GREENE, Brian at SDSU (01-19-02)
	14	GREENE, Brian vs SDSU (2-16-02)
REBS	8	WILLIAMS, Matt vs SDSU (2-16-02)
	7	GREENE, Brian at SDSU (01-19-02)
ASSISTS	9	BIRLEY, Andy at SDSU (01-19-02)

2001-02 SERIES STATS

												REBOUNDS											
No.	**Player**	**GP**	**GS**	**Min**	**Avg**	**FG-FGA**	**Pct**	**3FG-FGA**	**Pct**	**FT-FTA**	**Pct**	**Off**	**Def**	**Tot**	**Avg**	**PF**	**FO**	**A**	**TO**	**Blk**	**Stl**	**Pts**	**Avg**
05	FAUX, Al	2	2	59	29.5	13-20	.650	7-11	.636	12-15	.800	4	7	11	5.5	5	0	3	2	0	2	45	22.5
04	BLAND, Tony	2	2	69	34.5	13-20	.650	1-1	1.000	9-14	.643	3	9	12	6.0	5	0	8	6	0	2	36	18.0
23	HOLCOMB, Randy	2	2	60	30.0	10-20	.500	0-1	.000	10-16	.625	2	13	15	7.5	5	0	3	11	1	2	30	15.0
30	MACKELL, Mike	2	2	52	26.0	10-14	.714	0-0	.000	5-8	.625	5	6	11	5.5	6	0	0	6	1	0	25	12.5
02	SMITH, Brandon	2	1	27	13.5	3-4	.750	0-0	.000	1-1	1.000	0	2	2	1.0	5	0	3	2	3	0	7	3.5
01	MOORE, Deandre	2	1	52	26.0	2-7	.286	0-5	.000	2-2	1.000	0	3	3	1.5	6	0	7	4	0	4	6	3.0
33	EPPS, Myron	2	0	25	12.5	1-2	.500	0-1	.000	1-3	.333	0	1	1	0.5	0	0	1	2	0	0	3	1.5
03	WALTON, Chris	2	0	33	16.5	1-7	.143	0-1	.000	0-0	.000	3	3	6	3.0	3	0	2	0	0	3	2	1.0
34	SANDERS, Aerick	2	0	18	9.0	1-1	1.000	0-0	.000	0-0	.000	0	2	2	1.0	5	0	0	0	2	2	2	1.0
10	KOVACIC, Karlo	1	0	4	4.0	0-0	.000	0-0	.000	0-0	.000	0	0	0	0.0	0	0	0	0	0	0	0	0.0
00	JOHNSON, Tommy	2	0	1	0.5	0-1	.000	0-0	.000	0-0	.000	1	1	2	1.0	1	0	0	1	0	0	0	0.0
	TEAM											1	4	5	2.5				0				
	SDSU TOTALS	**2**				**54-96**	**.562**	**8-20**	**.400**	**40-59**	**.678**	**19**	**51**	**70**	**35.0**	**41**	**0**	**27**	**34**	**7**	**15**	**156**	**78.0**
	OPPONENTS	**2**				**52-118**	**.441**	**10-28**	**.357**	**18-35**	**.514**	**27**	**36**	**63**	**31.5**	**49**	**-**	**29**	**34**	**2**	**16**	**132**	**66.0**

SDSU vs. UNM

Series . . . . . UNM, 30-19
Streak . . . . . SDSU, 2

In San Diego . . . UNM, 13-10
Home Streak . . . . . SDSU, 1

In Albuquerque. . UNM, 20-4
Away Streak . . . . . SDSU, 1

Neutral . . . . . Tied, 1-1
Neutral Streak . . . . . UNM, 1

vs. New Mexico

San Diego State 78, at New Mexico 65 | Feb. 2, 2002
at San Diego State 84, New Mexico 71 | Feb. 28, 2002

SAN DIEGO STATE - INDIVIDUAL GAME HIGHS

POINTS	26	FAUX, Al vs New Mexico (02/28/02)
	25	HOLCOMB, Randy at New Mexico (02/02/02)
	21	MACKELL, Mike at New Mexico (02/02/02)
REBS	9	WALTON, Chris vs New Mexico (02/28/02)
	9	HOLCOMB, Randy at New Mexico (02/02/02)
ASSISTS	6	BLAND, Tony at New Mexico (02/02/02)

NEW MEXICO - INDIVIDUAL GAME HIGHS

POINTS	20	DOUGLAS, Ruben at SDSU (2/28/02)
	19	CHATFIELD, Eric at SDSU (2/28/02)
REBS	9	WILLIAMS, Jamaal vs SDSU (02/02/02)
	9	CAREY, Senque vs SDSU (02/02/02)
	9	DENNEHY, Patrick vs SDSU(02/02/02)
ASSISTS	8	CHATFIELD, Eric vs SDSU (02/02/02)

2001-02 SEASON STATS

												REBOUNDS											
No.	**Player**	**GP**	**GS**	**Min**	**Avg**	**FG-FGA**	**Pct**	**3FG-FGA**	**Pct**	**FT-FTA**	**Pct**	**Off**	**Def**	**Tot**	**Avg**	**PF**	**FO**	**A**	**TO**	**Blk**	**Stl**	**Pts**	**Avg**
23	HOLCOMB, Randy	2	2	72	36.0	18-32	.562	2-5	.400	6-12	.500	4	12	16	8.0	6	0	4	2	2	3	44	22.0
05	FAUX, Al	2	2	72	36.0	10-21	.476	6-14	.429	10-14	.714	0	2	2	1.0	3	0	3	4	1	2	36	18.0
04	BLAND, Tony	2	2	70	35.0	10-21	.476	1-4	.250	7-10	.700	1	7	8	4.0	3	0	10	5	1	2	28	14.0
30	MACKELL, Mike	2	2	51	25.5	8-13	.615	0-0	.000	11-13	.846	1	7	8	4.0	4	0	0	2	1	2	27	13.5
01	MOORE, Deandre	2	2	62	31.0	4-9	.444	3-7	.429	2-4	.500	1	3	4	2.0	5	0	7	0	0	2	13	6.5
03	WALTON, Chris	2	0	24	12.0	4-5	.800	0-0	.000	2-2	1.000	3	6	9	4.5	2	0	1	2	4	0	10	5.0
33	EPPS, Myron	2	0	26	13.0	1-2	.500	0-0	.000	0-0	.000	0	2	2	1.0	5	0	1	0	0	0	2	1.0
34	SANDERS, Aerick	2	0	13	6.5	1-1	1.000	0-0	.000	0-0	.000	1	2	3	1.5	2	0	0	1	1	0	2	1.0
02	SMITH, Brandon	2	0	9	4.5	0-1	.000	0-0	.000	0-0	.000	1	1	2	1.0	3	0	2	2	1	0	0	0.0
00	JOHNSON, Tommy	1	0	1	1.0	0-1	.000	0-1	.000	0-0	.000	0	0	0	0.0	0	0	0	0	0	0	0	0.0
	TEAM											2	5	7	3.5				0				
	SDSU TOTALS	**2**				**56-106**	**.528**	**12-31**	**.387**	**38-55**	**.691**	**14**	**47**	**61**	**30.5**	**33**	**0**	**28**	**18**	**11**	**11**	**162**	**81.0**
	OPPONENTS	**2**				**50-116**	**.431**	**12-29**	**.414**	**24-34**	**.706**	**25**	**43**	**68**	**34.0**	**46**	**-**	**25**	**27**	**8**	**9**	**136**	**68.0**

SDSU vs. UNLV

Series . . . . . UNLV, 23-5
Streak . . . . . UNLV, 2

In San Diego . . . . UNLV, 8-3
Home Streak . . . . . UNLV, 1

In Las Vegas. . . . UNLV, 12-1
Away Streak. . . . . UNLV, 9

Neutral . . . . . UNLV, 2-1
Neutral Streak . . . . . UNLV, 2

vs. UNLV

UNLV 80, at San Diego State 79 (ot) | Jan. 26, 2002
at UNLV 83, San Diego State 76 (ot) | Feb. 23, 2002

SAN DIEGO STATE - INDIVIDUAL GAME HIGHS

POINTS	24	HOLCOMB, Randy vs UNLV (01/26/02)
	20	HOLCOMB, Randy at UNLV (02/23/02)
REBS	14	HOLCOMB, Randy at UNLV (02/23/02)
	12	HOLCOMB, Randy vs UNLV (01/26/02)
ASSISTS	4	HOLCOMB, Randy at UNLV (02/23/02)
	4	FAUX, Al vs UNLV (01/26/02)

UNLV - INDIVIDUAL GAME HIGHS

POINTS	36	BANKS, Marcus vs SDSU (02/23/02)
	21	KELLY, Lou at SAN DIEGO STATE (01/26/02)
REBS	9	RICHARDSON, Chris at SDSU (01/26/02)
	8	JOHNSON, Dalron vs SDSU (02/23/02)
	6	KELLY, Lou vs SDSU (02/23/02)
ASSISTS	4	JOHNSON, Dalron vs SDSU (02/23/02)
	4	KELLY, Lou vs SDSU (02/23/02)

2001-02 SERIES STATS

												REBOUNDS											
No.	**Player**	**GP**	**GS**	**Min**	**Avg**	**FG-FGA**	**Pct**	**3FG-FGA**	**Pct**	**FT-FTA**	**Pct**	**Off**	**Def**	**Tot**	**Avg**	**PF**	**FO**	**A**	**TO**	**Blk**	**Stl**	**Pts**	**Avg**
23	HOLCOMB, Randy	2	2	83	41.5	18-30	.600	1-2	.500	7-11	.636	11	15	26	13.0	5	0	7	8	1	1	44	22.0
05	FAUX, Al	2	2	77	38.5	10-28	.357	1-9	.111	10-14	.714	3	11	14	7.0	8	1	5	9	2	2	31	15.5
04	BLAND, Tony	2	2	76	38.0	10-22	.455	1-1	1.000	7-14	.500	0	2	2	1.0	2	0	6	7	0	3	28	14.0
30	MACKELL, Mike	2	2	57	28.5	10-13	.769	0-0	.000	8-11	.727	4	4	8	4.0	10	2	1	4	0	0	28	14.0
01	MOORE, Deandre	2	1	55	27.5	3-5	.600	2-3	.667	1-3	.333	2	7	9	4.5	6	1	2	6	0	1	9	4.5
02	SMITH, Brandon	2	1	20	10.0	2-3	.667	0-1	.000	1-4	.250	0	3	3	1.5	5	0	2	7	1	1	5	2.5
33	EPPS, Myron	2	0	40	20.0	2-3	.667	0-0	.000	0-0	.000	1	4	5	2.5	4	0	0	2	0	0	4	2.0
03	WALTON, Chris	2	0	8	4.0	2-3	.667	0-0	.000	0-0	.000	2	2	4	2.0	0	0	0	2	0	0	4	2.0
34	SANDERS, Aerick	2	0	32	16.0	1-2	.500	0-0	.000	0-1	.000	1	8	9	4.5	2	0	1	2	5	1	2	1.0
00	JOHNSON, Tommy	1	0	2	2.0	0-1	.000	0-1	.000	0-0	.000	0	0	0	0.0	0	0	0	0	0	0	0	0.0
	TEAM														2	1	3	1.5				0	
	SDSU TOTALS	**2**				**58-110**	**.527**	**5-17**	**.294**	**34-58**	**.586**	**26**	**57**	**83**	**41.5**	**42**	**4**	**24**	**47**	**9**	**9**	**155**	**77.5**
	OPPONENTS	**2**				**56-126**	**.444**	**10-32**	**.312**	**41-57**	**.719**	**22**	**41**	**63**	**31.5**	**49**	**-**	**29**	**27**	**9**	**29**	**163**	**81.5**

SDSU vs. Utah

Series . . . . . Utah, 42-8
Streak . . . . . Utah, 14

In San Diego . . . . Utah, 16-6
Home Streak . . . . . Utah, 6

In Salt Lake City.. Utah, 24-1
Away Streak . . . . . Utah, 20

Neutral. . . . . Utah, 2-1
Neutral Streak . . . . . Utah, 2

vs. Utah

at Utah 76, San Diego State 70 | Jan. 14, 2002
Utah 70, at San Diego State 53 | Feb. 9, 2002

SAN DIEGO STATE - INDIVIDUAL GAME HIGHS

POINTS	22	BLAND, Tony at Utah (01/14/02)
	16	MACKELL, Mike at Utah (01/14/02)
REBS	9	MACKELL, Mike at Utah (01/14/02)
	9	HOLCOMB, Randy at Utah (01/14/02)
ASSISTS	5	SMITH, Brandon at Utah (01/14/02)
	4	MOORE, Deandre at Utah (01/14/02)

UTAH - INDIVIDUAL GAME HIGHS

POINTS	25	JACOBSON, Nick vs SDSU (01/14/02)
	20	JOHNSEN, Jeff at SDSU (02-09-02)
REBS	12	SPIVEY, Travis at SDSU (02-09-02)
	11	JOHNSEN, Britton vs SDSU (01/14/02)
ASSISTS	6	SPIVEY, Travis vs SDSU (01/14/02)
	6	SPIVEY, Travis at SDSU (02-09-02)

2001-02 SEASON STATS

												REBOUNDS											
No.	**Player**	**GP**	**GS**	**Min**	**Avg**	**FG-FGA**	**Pct**	**3FG-FGA**	**Pct**	**FT-FTA**	**Pct**	**Off**	**Def**	**Tot**	**Avg**	**PF**	**FO**	**A**	**TO**	**Blk**	**Stl**	**Pts**	**Avg**
04	BLAND, Tony	2	2	65	32.5	12-24	.500	3-8	.375	5-6	.833	0	5	5	2.5	4	0	2	6	0	2	32	16.0
23	HOLCOMB, Randy	2	2	66	33.0	11-32	.344	0-3	.000	6-9	.667	4	10	14	7.0	3	0	0	4	0	0	28	14.0
05	FAUX, Al	2	2	65	32.5	7-17	.412	3-6	.500	7-8	.875	0	4	4	2.0	4	0	2	2	0	0	24	12.0
30	MACKELL, Mike	2	1	46	23.0	6-18	.333	0-0	.000	9-15	.600	10	6	16	8.0	6	0	0	4	0	2	21	10.5
02	SMITH, Brandon	2	2	47	23.5	3-7	.429	0-0	.000	0-2	.000	3	6	9	4.5	7	0	6	1	0	6	6	3.0
03	WALTON, Chris	2	1	31	15.5	3-7	.429	0-0	.000	0-0	.000	2	2	4	2.0	4	0	1	1	1	1	6	3.0
34	SANDERS, Aerick	2	0	15	7.5	2-3	.667	0-0	.000	0-0	.000	2	3	5	2.5	2	0	0	1	1	0	4	2.0
33	EPPS, Myron	2	0	20	10.0	1-1	1.000	0-0	.000	0-0	.000	2	3	5	2.5	3	0	1	1	1	0	2	1.0
01	MOORE, Deandre	2	0	38	19.0	0-3	.000	0-3	.000	0-1	.000	1	2	3	1.5	1	0	4	3	0	1	0	0.0
10	KOVACIC, Karlo	2	0	7	3.5	0-0	.000	0-0	.000	0-0	.000	0	0	0	0.0	2	0	0	0	0	0	0	0.0
	TEAM											2	6	8	4.0				0				
	SDSU TOTALS	**2**				**45-112**	**.402**	**6-20**	**.300**	**27-41**	**.659**	**26**	**47**	**73**	**36.5**	**36**	**0**	**16**	**23**	**3**	**12**	**123**	**61.5**
	OPPONENTS	**2**				**47-104**	**.452**	**26-51**	**.510**	**26-34**	**.765**	**14**	**49**	**63**	**31.5**	**34**	**-**	**33**	**22**	**7**	**15**	**146**	**73.0**

SDSU vs. Wyoming

Series . . . . . UW, 30-19
Streak . . . . . SDSU, 1

In San Diego . . . SDSU, 13-9
Home Streak . . . . . UW, 3

In Fort Collins. . . . UW, 19-3
Away Streak . . . . . SDSU, 1

Neutral . . . . . SDSU, 3-2
Neutral Streak . . . . . UW, 1

vs. Wyoming

Wyoming 88, at San Diego State 85 (ot) | Jan. 21, 2002
San Diego State 68, Wyoming 64 | Feb. 18, 2002

SAN DIEGO STATE - INDIVIDUAL GAME HIGHS

POINTS	26	FAUX, Al vs WYOMING (01-21-02)
	19	BLAND, Tony at WYOMING (2/18/02)
REBS	12	HOLCOMB, Randy vs WYOMING (01-21-02)
	8	BLAND, Tony at WYOMING (2/18/02)
	8	HOLCOMB, Randy at WYOMING (2/18/02)
ASSISTS	6	BLAND, Tony vs WYOMING (01-21-02)

WYOMING - INDIVIDUAL GAME HIGHS

POINTS	19	DAVIS, Josh vs SDSU (2/18/02)
	19	CORNER, Paris at SDSU (01-21-02)
	16	RICHARDSON, Donta at SDSU (01-21-02)
REBS	17	NSONWU-AMADI, Uche at SDSU (01-21-02)
	8	DAVIS, Josh at SDSU (01-21-02)
ASSISTS	6	RICHARDSON, Donta vs SDSU (2/18/02)

2001-02 SERIES STATS

												REBOUNDS											
No.	**Player**	**GP**	**GS**	**Min**	**Avg**	**FG-FGA**	**Pct**	**3FG-FGA**	**Pct**	**FT-FTA**	**Pct**	**Off**	**Def**	**Tot**	**Avg**	**PF**	**FO**	**A**	**TO**	**Blk**	**Stl**	**Pts**	**Avg**
05	FAUX, Al	2	2	76	38.0	15-29	.517	6-10	.600	2-5	.400	0	4	4	2.0	5	0	1	3	1	2	38	19.0
04	BLAND, Tony	2	2	75	37.5	15-32	.469	0-3	.000	5-10	.500	6	6	12	6.0	4	0	7	6	3	5	35	17.5
23	HOLCOMB, Randy	2	2	75	37.5	12-33	.364	1-3	.333	7-13	.538	7	13	20	10.0	4	0	6	6	4	0	32	16.0
30	MACKELL, Mike	2	2	41	20.5	8-17	.471	0-0	.000	1-2	.500	6	1	7	3.5	9	1	1	3	0	1	17	8.5
02	SMITH, Brandon	2	1	32	16.0	3-7	.429	0-0	.000	3-3	1.000	2	8	10	5.0	8	1	2	5	2	4	9	4.5
01	MOORE, Deandre	2	1	49	24.5	3-6	.500	1-3	.333	0-0	.000	1	3	4	2.0	7	1	6	3	1	4	7	3.5
03	WALTON, Chris	2	0	30	15.0	3-10	.300	0-1	.000	1-2	.500	2	3	5	2.5	7	0	3	2	1	2	7	3.5
34	SANDERS, Aerick	2	0	23	11.5	3-5	.600	0-0	.000	0-0	.000	3	3	6	3.0	6	0	1	3	3	3	6	3.0
33	EPPS, Myron	2	0	23	11.5	1-2	.500	0-0	.000	0-1	.000	1	2	3	1.5	1	0	0	2	0	0	2	1.0
00	JOHNSON, Tommy	1	0	1	1.0	0-0	.000	0-0	.000	0-0	.000	0	0	0	0.0	0	0	0	0	0	0	0	0.0
	TEAM											4	6	10	5.0				0				
	SDSU TOTALS	**2**				**63-141**	**.447**	**8-20**	**.400**	**19-36**	**.528**	**32**	**49**	**81**	**40.5**	**51**	**3**	**27**	**33**	**15**	**21**	**153**	**76.5**
	OPPONENTS	**2**				**50-113**	**.442**	**4-22**	**.182**	**48-69**	**.696**	**23**	**53**	**76**	**38.0**	**36**	**-**	**24**	**36**	**8**	**17**	**152**	**76.0**