

# UC IRVINE MEN'S BASKETBALL

MEDIA RELATIONS: Jordan Kehoe // PHONE: (949) 824-8934 // EMAIL: [jkehoe1@uci.edu](mailto:jkehoe1@uci.edu) // [www.ucirvinesports.com](http://www.ucirvinesports.com)

## 2022-23 Schedule

Overall: 6-1 | Home: 3-0 | Away: 1-1 | Neutral: 2-0 | Conf: 0-0

### NOVEMBER

3	Thurs.	Alaska Anchorage	W, 87-83
7	Mon.	Chapman	W, 96-50
11	Fri.	at No. 21 Oregon	W, 69-56
15	Tues.	Loyola Marymount	W, 79-64
19	Sat.	at Pepperdine	L, 55-64
21	Mon.	Life Pacific	W, 116-54
25	Fri.	Nicholls State \$	W, 83-56
26	Sat.	New Mexico St. \$	W, 85-68
29	Tues.	at San Diego St.	7 p.m.

### DECEMBER

3	Sat.	Fresno State	6 p.m.
10	Sat.	at South Dakota	12 p.m.
15	Thurs.	at Santa Clara	7 p.m.
20	Tues.	Harvard	7 p.m.
31	Sat.	*at CSU Bakersfield	1 p.m.

### JANUARY

5	Thurs	*at UC Davis	6 p.m.
7	Sat.	*Long Beach St.	6 p.m.
11	Wed.	*C.S. Fullerton	7 p.m.
14	Sat.	*at CSUN	1 p.m.
16	Mon.	*UC Santa Barbara	7 p.m.
19	Thurs.	*Hawaii	7 p.m.
26	Thurs.	*at C.S. Fullerton	7 p.m.
28	Sat.	*CSUN	6 p.m.

### FEBRUARY

2	Thurs.	*at UC San Diego	7 p.m.
4	Sat.	*at Long Beach State	4 p.m.
9	Thurs.	*Cal Poly	7 p.m.
11	Sat.	*UC Riverside	TBA
15	Wed.	*at UC Santa Barbara	7 p.m.
18	Sat.	*UC Davis	1 p.m.
20	Mon.	*at Cal Poly	7 p.m.
23	Thurs.	*UC San Diego	7 p.m.
25	Sat.	*at Hawaii	9 p.m.

### MARCH

2	Thurs.	*at UC Riverside	7 p.m.
4	Sat.	*CSU Bakersfield	6 p.m.
9	Wed.	^Big West Tournament	TBA
10	Thurs.	^Big West Tournament	TBA
11	Fri.	^Big West Tournament	TBA
12	Sat.	^Big West Tournament	TBA

\$ Las Vegas Invitational

\* Big West Conference game

^ Big West Tournament (Henderson, Nevada)

Home games played at Bren Events Center // All times listed are Pacific

## UC IRVINE AT NO. 24 SAN DIEGO STATE

TUESDAY, NOV. 29 | 7:00 PM PT | SAN DIEGO, CALIF. | VIEJAS ARENA



2022-23 Overall Record	4-2
2022-23 Mountain West Record	0-0
Head Coach	Brian Dutcher (6th season)
Record at San Diego State	123-42
Career Record	same

Audio	<a href="http://KUCI.org/AM830">KUCI.org/AM830</a>
Live Stats	<a href="http://ucirvinesports.com">ucirvinesports.com</a>
TV	Mountain West Network
All-Time Series	7-11
Streak	SDSU W3
Last Meeting	SDSU won 77-58 on 11-27-20

## OPENING TIPS

### VIVA LAS VEGAS

UC Irvine was crowned the champions of the Las Vegas Holiday Classic Invite after defeating both Nicholls State and New Mexico State by double-digits. Pierre Crockrell II was named to the All Tournament team and DJ Davis was named the MVP.

### OLD CONFERENCE FOE'S

UCI and No. 24 San Diego State used to compete against each other in the PCAA (before it was renamed the Big West) from 1975-1978 before the Aztecs left the conference. SDSU holds the 2-0 record over the Anteaters in league play.

### BATTLE OFF THE BENCHES

UC Irvine is ranked 15th nationally in bench points with a 34.75 average in seven games played. Similarly, No. 24 San Diego State is ranked 16th in the national for points off the bench averaging 34.71 in six games played.

### MOVIN' ON UP

The Anteaters entered the Las Vegas MTE ranked 114 in KenPom. After two 80-point wins and their third straight double-digit victory, UCI shot up to 87th.

### IT'S RAINING 3'S

UC Irvine registered a season high 14 three-pointers in the neutral site contest against New Mexico State, scor-

ing 11 in the first half of action. The 'Eaters other double-digit three-point game was in the win at then No. 21 Oregon.

### 3J DAVIS

Over the last three games, DJ Davis has shot 10-18 (0.556) from beyond the arc, but most impressively 5-7 (0.714) in the win over New Mexico State. Davis is 22-47 (0.468) so far this season from three-point range.

DJ is a national leader in three-point field goals made (20th), three-pointers per game (39th), and three-point field goal percentage (45th).

### I'D BE HAPPY TO ASSIST YOU

Pierre Crockrell II has led the Anteaters in assists in all seven games this season. The senior set a season high 9 assists in the win over Nicholls State, just one shy of tying his career high.

Crockrell II is a national leader in total assists (23rd) and assists per game (32nd). Out of 2297 eligible players, Pierre is ranked 13th in KenPom for assist rate.

### HOHN'S SHARP SHOOTING

Over the last two contests, Justin Hohn has not missed a three-point attempt (6-6) going 2-2 against Nicholls State and a career high 4-4 versus New Mexico State. Hohn shot 6-8 (0.750) over three games last week.

## PROBABLE STARTERS

No.	Name	Yr.	Pos.	Ht.	Wt.	Pts.	FG%	3P%	FT%	Reb.	Ast.	Stl.	Min
1	Dawson Baker	Jr.	G	6-4	190	13.4	48.6	28.6	81.8	2.7	0.8	0.2	22.7
3	Pierre Crockrell II	Sr.	G	6-0	180	5.0	37.8	0.0	50.0	2.1	5.6	1.1	23.6
11	Devin Tillis	R-So.	F	6-6	210	6.3	50.0	50.0	66.7	4.7	1.0	0.8	17.1
15	Bent Leuchten	So.	C	7-0	258	8.0	48.7	27.3	75.0	7.3	1.3	0.1	16.2
22	DJ Davis	Jr.	G	6-1	170	15.0	43.2	46.8	86.7	1.9	1.7	1.1	23.6

## KEY RESERVES

No.	Name	Yr.	Pos.	Ht.	Wt.	Pts.	FG%	3P%	FT%	Reb.	Ast.	Stl.	Min
0	JC Butler	R-Sr.	F	6-5	195	5.9	54.8	55.6	66.7	2.3	0.4	0.3	13.3
2	Justin Hohn	R-Jr.	G	6-2	185	8.6	45.7	50.0	58.3	2.3	2.4	0.4	15.9
4	Andre Henry	Jr.	G	6-4	180	5.7	39.5	27.3	77.8	3.7	1.7	0.8	15.3
5	Chazz Hutchison	Jr.	F	6-9	215	3.0	81.8	0.0	27.3	3.6	0.2	0.7	10.9
10	Ofure Ujadughele	R-Jr.	G	6-5	210	3.0	61.5	100.0	57.1	3.3	1.3	1.3	13.9
13	Hayden Welling	Fr.	F	6-8	210	2.0	60.0	0.0	50.0	1.3	0.0	0.0	3.7
23	Emilis Butkus	Fr.	G/F	6-5	215	2.4	44.4	25.0	75.0	1.6	0.2	0.6	4.3
31	Dean Keeler	Sr.	F	6-11	240	4.3	59.1	0.0	50.0	4.0	0.7	0.4	15.3
33	Eli Chol	Fr.	F/C	6-11	175	1.2	33.3	0.0	0.0	1.4	0.3	0.0	4.8
43	Akiva McBirney-Griffin	R-Fr.	F	6-9	220	1.4	57.1	0.0	50.0	1.1	0.3	0.2	3.6

# UC IRVINE MEN'S BASKETBALL

## UC IRVINE VS. SAN DIEGO STATE

All-Time Series: SDSU leads 11-7

Date	Site	Result
11-27-20	Las Vegas, Nev.	L, 58-77
11-22-96	San Diego, Calif.	L, 88-100
12-13-95	Irvine, Calif.	L, 66-69
11-30-91	Irvine, Calif.	W, 79-64
12-15-90	San Diego, Calif.	L, 73-87

### Series by the Numbers

Record at UCI	3-4
Record at San Diego St.	1-6
Record at Neutral Site	3-1
Most Points - UCI	95
Most Points - San Diego St.	109
Largest Margin - UCI	33
Largest Margin - San Diego St.	25
Longest UCI Win Streak	W2
Longest San Diego St. Win Streak	W3
Current Streak	SDSU W3

## ABOUT THE AZTECS

- > No. 24/24 San Diego State has started their season 4-2
- > The Aztecs losses have come to top opponents (then No. 14 Arizona and then No. 9 Arkansas)
- > This will be the 18th meeting in program history
- > No. 24/24 San Diego State finished first in the Mountain West with an overall record of 23-9
- > The Aztecs earned a postseason berth to the NCAA March Madness tournament, falling to Creighton in the first round
- > Senior Darrein Trammell leads San Diego State on the offensive end, averaging 14.2 points a game on 28-34 shooting
- > Nathan Mensah is averaging 6.3 rebounds in 21.7 minutes a game
- > No. 24/24 San Diego State was picked to win the Mountain West crown for the 2022-23 season
- > Trammell and Matt Bradley earned MW Pre-season honors
- > Bradley was also named to the watch list for the Jerry West Award

## TALE OF THE TAPE - UC IRVINE VS. NO. 24 SAN DIEGO STATE

UC IRVINE	CATEGORY	SDSU
83.3	POINTS PER GAME	78.0
58.9	OPP. POINTS PER GAME	72.7
.476	FIELD GOAL PERCENTAGE	.458
.351	OPP. FIELD GOAL PERCENTAGE	.445
.423	THREE-POINT FIELD GOAL PERCENTAGE	.315
.253	OPP. THREE-POINT FIELD GOAL PERCENTAGE	.288
.669	FREE THROW PERCENTAGE	.752
18.0	ASSISTS PER GAME	12.3
3.4	BLOCKS PER GAME	2.5
+15.7	REBOUNDING MARGIN	-3.0
+2.0	TURNOVER MARGIN	+5.0

### LEADING THE BIG WEST

Several Anteaters sit in the top ten of the Big West individual statistical rankings: scoring (9th--Davis), rebounding (8th-Leuchten), field goal percentage (6th-Baker), free throw percentage (8th-Baker) three-point field goal percentage (2nd--Davis), three-point field goals per game (1st--Davis), assists (2nd--Crockrell II), assist-TO ratio (5th--Crockrell II), and blocks (7th--Keeler).

### NATIONAL STATISTICS 11.28.22

UC Irvine is ranked top-50 nationally in the following categories: scoring offense (32), scoring defense (27), scoring margin (10) rebounds per game (2), rebound margin (1), assists per game (18), assist-turnover ratio (38), field-goal percentage defense (10), three-point field goal percentage (8), and three-point field goal percentage defense (10).

### KEEPING IT 100!

In Monday night's win over Life Pacific, seven different Anteaters shot perfect whether it was from the field (5) or at the line (2).

JC Butler and Ofure Ujadughele went perfect from the stripe both making their two free throw shots. Bent Leuchten (5-5), Chazz Hutchison (4-4), Eli Chol (3-3), Akiva McBirney-Griffin (3-3), and Dean Keeler (2-2) did not miss any from range.

### BATTLE AT THE BOARDS

It was a career week all around for the Anteaters at the boards. Leuchten, the sophomore center set a career high 14 rebounds in the loss to Pepperdine. Leuchten is also the first Anteater to have a double-figure rebounding game this season. Devin Tillis also notched a season high nine rebounds at Pepperdine just two shy of his career high (11).

Pierre Crockrell II (7) and Hutchison (9) each brought down career highs for rebounds in the win over Life Pacific. Justin Hohn (4) and Andre Henry (5) tallied new season highs in the statistical category.

### HISTORY IN LAS VEGAS

UC Irvine has participated in three other MTE's in Las Vegas prior to the 2022-23 season and all three were under the tenure of Head Coach Russell Turner. The Anteaters are 4-4 all time in MTE's held in the Sin City.

### NATIONAL STATISTICS 11.23.22

UC Irvine is ranked top-50 nationally in the following categories: scoring offense (42), scoring defense (35), scoring margin (17) rebounds per game (7), rebound margin (7), assists per game (20), assist-turnover ratio (24), field-goal percentage defense (24), and three-point field goal percentage defense (27).

### 2022-23 Big West Preseason Poll

- UC Santa Barbara (9)
  - Hawaii (1)
  - Long Beach State (1)
  - UC Irvine**
  - UC Riverside
  - UC Davis
  - Cal State Fullerton
  - CSU Bakersfield
  - Cal Poly
  - UC San Diego
  - CSUN
- ( ) - first place votes

### 2022-23 Big West Standings (Updated 11/28)

No.	School	BWC	Pct.	Overall	Pct.	Streak
1	UC Irvine	0-0	0.000	6-1	0.857	W3
2	Hawaii	0-0	0.000	5-1	0.833	W3
3	UC Santa Barbara	0-0	0.000	4-1	0.800	W2
4	UC Davis	0-0	0.000	6-2	0.750	W2
5	UC Riverside	0-0	0.000	5-2	0.714	W4
6	Cal State Fullerton	0-0	0.000	4-3	0.571	L2
7	Long Beach State	0-0	0.000	4-3	0.571	W1
8	CSU Bakersfield	0-0	0.000	3-3	0.500	L2
9	UC San Diego	0-0	0.000	3-4	0.429	W2
10	Cal Poly	0-0	0.000	2-3	0.400	W1
11	CSUN	0-0	0.000	1-4	0.200	L4

# UC IRVINE MEN'S BASKETBALL



**#0 JC BUTLER**  
F | 6-5 | R-Sr.  
Racine, Wisc.



**#1 DAWSON BAKER**  
G | 6-4 | Jr.  
Coto De Caza, Calif.



**#2 JUSTIN HOHN**  
G | 6-2 | R-Jr.  
Sioux Falls, S.D.



**#3 PIERRE CROCKRELL II**  
G | 6-0 | Sr.  
Takoma, Wash.



**#4 ANDRE HENRY**  
G | 6-4 | Jr.  
La Canada-Flintridge, Calif.



**#5 CHAZZ HUTCHISON**  
F | 6-9 | Jr.  
Mission Viejo, Calif.




**#10 OFURE UJADUGHELE**  
G | 6-5 | R-Jr.  
Long Beach, Calif.



**#11 DEVIN TILLIS**  
F | 6-6 | R-So.  
Los Angeles, Calif.



**#13 HAYDEN WELLING**  
F | 6-8 | Fr.  
Draper, Utah



**#15 BENT LEUCHTEN**  
C | 7-0 | So.  
Karlsfeld, Germany



**#21 LANGSTON REDFIELD**  
G | 6-3 | So.  
Mission Viejo, Calif.



**#22 DJ DAVIS**  
G | 6-1 | Jr.  
Moreno Valley, Calif.



**#23 EMILIS BUTKUS**  
G/F | 6-5 | Fr.  
Vilnius, Lithuania



**#31 DEAN KEELER**  
F | 6-11 | Sr.  
Westminster, Calif.



**#33 ELI CHOL**  
F/C | 6-11 | Fr.  
Cumming, Ga.



**#43 AKIVA MCBIRNEY-GRIFFN**  
F | 6-9 | Fr.  
Hamilton, New Zealand



**RUSSELL TURNER**  
HEAD COACH




**RYAN BADRTALEI**  
ASSOCIATE  
HEAD COACH




**MICHAEL WILDER**  
ASSISTANT COACH



**ALEX YOUNG**  
ASSISTANT COACH



















**ALI TON**  
DIRECTOR OF  
RECRUITING



**SEAN O'DONNELL**  
DIRECTOR OF  
OPERATIONS

# UC IRVINE MEN'S BASKETBALL

0		<b>#0 JC BUTLER</b> Forward // 6-5 // R-Sr. // Racine, Wisc.	<ul style="list-style-type: none"> <li>▶ Played and started in all 25 games, averaging 22 minutes per game</li> <li>▶ Averaged 6.2 points per game and 2.5 rebounds per game</li> <li>▶ Totaled 15 steals and 26 assists</li> </ul>		PPG	RPG	APG	FG%	FT%
				2022-23	5.9	2.3	0.6	0.548	0.667
				CAREER	4.2	2.0	0.6	0.471	0.691
1		<b>#1 DAWSON BAKER</b> Guard // 6-4 // Jr. // Coto De Caza, Calif.	<ul style="list-style-type: none"> <li>▶ All-Big West Honorable Mention</li> <li>▶ Played in 19 games with 19 starts, averaged 26.8 minutes per game</li> <li>▶ Finished second on the team averaging 11.2 points per game</li> <li>▶ Top 25 in the Big West in scoring</li> </ul>		PPG	RPG	APG	FG%	FT%
				2022-23	13.4	2.7	0.9	0.486	0.818
				CAREER	11.3	2.4	1.2	0.461	0.791
2		<b>#2 JUSTIN HOHN</b> Guard // 6-2 // R-Jr. // Sioux Falls, South Dakota	<ul style="list-style-type: none"> <li>▶ Played in all 25 games with 18 starts, averaging 22.6 minutes per game</li> <li>▶ Averaged 7.9 points per game and 2.9 rebounds per game</li> <li>▶ Ranked 14<sup>th</sup> in the Big West in steals, averaging 1 per game</li> </ul>		PPG	RPG	APG	FG%	FT%
				2022-23	8.6	2.3	2.4	0.457	0.583
				CAREER	6.0	2.1	1.6	0.437	0.711
3		<b>#3 PIERRE CROCKRELL II</b> Guard // 6-0 // Sr. // Tacoma, Wash.	<ul style="list-style-type: none"> <li>▶ Played in 30 games making 29 starts, averaging 29.2 minutes per game</li> <li>▶ Ranked 5<sup>th</sup> in the West Coast Conference for assists per game (4.3)</li> <li>▶ Led the team with 129 total assists</li> </ul>		PPG	RPG	APG	FG%	FT%
				2022-23	5.0	2.1	5.6	0.378	0.500
				CAREER	6.3	2.0	4.0	0.426	0.575
4		<b>#4 ANDRE HENRY</b> Guard // 6-4 // Jr. // La Canada, Calif.	<ul style="list-style-type: none"> <li>▶ Played in 14 games, averaging 8.6 minutes per game</li> <li>▶ Averaged 2.2 points per game and 1.4 rebounds per game</li> <li>▶ Added 6 assists and 5 steals</li> </ul>		PPG	RPG	APG	FG%	FT%
				2022-23	5.7	3.7	1.8	0.395	0.778
				CAREER	3.1	1.8	1.0	0.382	0.692
5		<b>#5 CHAZZ HUTCHISON</b> Forward // 6-9 // Jr. // Mission Viejo, Calif.	<ul style="list-style-type: none"> <li>▶ Played and started in 29 games, averaging 28.1 minutes per game</li> <li>▶ Led the team with 7.4 rebounds per game</li> <li>▶ Second on the team in field goal percentage (64.7)</li> <li>▶ Averaged 11.7 points per game and 1.3 assists per game</li> </ul>		PPG	RPG	APG	FG%	FT%
				2022-23	3.0	3.6	0.4	0.818	0.273
				CAREER	3.0	3.6	0.4	0.818	0.273
10		<b>#10 OFURE UJADUGHELE</b> Guard // 6-5 // R-Jr. // Chino Hills, Calif.	<ul style="list-style-type: none"> <li>▶ Played in all 25 games, averaging 12.2 minutes per game</li> <li>▶ Averaged 2 points per game and 2.8 rebounds per game</li> <li>▶ Totaled 19 steals and 25 assists</li> </ul>		PPG	RPG	APG	FG%	FT%
				2022-23	3.0	3.3	1.3	0.615	0.571
				CAREER	1.8	2.3	0.7	0.389	0.472
11		<b>#11 DEVIN TILLIS</b> Forward // 6-6 // R-So. // Los Angeles, Calif.	<ul style="list-style-type: none"> <li>▶ Redshirted during 2021-22 season</li> <li>▶ In 2020-21...</li> <li>▶ Played in 24 games making 8 starts, averaging 19.1 minutes</li> <li>▶ Averaged 3.7 points per game and 3.5 rebounds per game</li> </ul>		PPG	RPG	APG	FG%	FT%
				2022-23	6.3	4.7	1.0	0.500	0.667
				CAREER	4.3	3.8	1.2	0.522	0.909
13		<b>#13 HAYDEN WELLING</b> Forward // 6-8 // Fr. // Draper, Utah	<ul style="list-style-type: none"> <li>▶ Utah State Champion (2019)</li> <li>▶ Utah State Tournament MVP (2019)</li> <li>▶ Utah State Runner-Up (2018)</li> <li>▶ Averaged 17.4 points, 7.6 rebounds, 1.2 assists and 0.5 steals per game</li> </ul>		PPG	RPG	APG	FG%	FT%
				2022-23	2.0	1.3	0.0	0.600	0.500
				CAREER	2.0	1.3	0.0	0.600	0.500
15		<b>#15 BENT LEUCHTEN</b> Center // 7-0 // So // Karlsfeld, Germany	<ul style="list-style-type: none"> <li>▶ Played in 24 games, averaging 7 minutes per game</li> <li>▶ Averaged 3.3 points per game and 1.8 rebounds per game</li> <li>▶ Totaled 3 steals and 7 assists</li> <li>▶ Led the team in field goal percentage (.556)</li> </ul>		PPG	RPG	APG	FG%	FT%
				2022-23	8.0	7.3	1.3	0.487	0.750
				CAREER	4.4	3.0	0.5	0.527	0.647
22		<b>#22 DJ DAVIS</b> Guard // 6-1 // Jr. // Moreno Valley, Calif.	<ul style="list-style-type: none"> <li>▶ Played in 24 games with 2 starts, averaging 21.6 minutes per game</li> <li>▶ Ranked 11<sup>th</sup> in the Big West in three-point field goals per game, totaling 36 (1.5 average)</li> <li>▶ Averaged 1.6 rebounds per game, grabbed 17 steals and had 38 assists</li> </ul>		PPG	RPG	APG	FG%	FT%
				2022-23	15.0	1.9	1.7	0.432	0.867
				CAREER	9.7	1.5	1.8	0.398	0.853
23		<b>#23 EMILIS BUTKUS</b> Guard/Forward // 6-5 // Fr. // Vilnius, Lithuania	<ul style="list-style-type: none"> <li>▶ U18 European Challengers</li> <li>▶ U16 European Championship (2018, 2019)</li> <li>▶ U15 Lithuanian Champion</li> <li>▶ U14 Lithuanian Champion</li> </ul>		PPG	RPG	APG	FG%	FT%
				2022-23	2.4	1.6	0.2	0.444	0.750
				CAREER	2.4	1.6	0.2	0.444	0.750
31		<b>#31 DEAN KEELER</b> Forward // 6-11 // Sr. // Westminster, Calif.	<ul style="list-style-type: none"> <li>▶ Played in 13 games, averaging 7.2 minutes per game</li> <li>▶ Averaged 1.9 points per game and 2.1 rebounds per game</li> <li>▶ Played a season high 12:49 minutes at New Mexico St. on Nov. 9</li> </ul>		PPG	RPG	APG	FG%	FT%
				2022-23	4.3	4.0	0.8	0.591	0.500
				CAREER	1.9	1.9	0.3	0.521	0.583
33		<b>#33 ELI CHOL</b> Forward/Center // 6-11 // Fr. // Cumming, Ga.	<ul style="list-style-type: none"> <li>▶ Two-time Region 6-7A All-Region Team selection</li> <li>▶ Averaged 19.3 ppg, 7.4 rpg, 1.5 apg, and 5.4 blocks per game as a senior</li> <li>▶ Lettered in football, basketball, and track</li> </ul>		PPG	RPG	APG	FG%	FT%
				2022-23	1.2	1.4	0.4	0.333	0.000
				CAREER	1.2	1.4	0.4	0.333	0.000
43		<b>#43 AKIVA MCBIRNEY-GRIFFIN</b> Forward // 6-9 // R-Fr. // Hamilton, New Zealand	<ul style="list-style-type: none"> <li>▶ Redshirted during 2021-22 season</li> </ul>		PPG	RPG	APG	FG%	FT%
				2022-23	1.2	0.8	0.3	0.571	0.500
				CAREER	1.2	0.8	0.3	0.571	0.500
21		<b>#21 LANGSTON REDFIELD</b> Guard // 6-3 // So. // Mission Viejo, Calif.	<ul style="list-style-type: none"> <li>▶ Utilizing redshirt season for 2022-23</li> </ul>		PPG	RPG	APG	FG%	FT%
				2021-22	1.2	0.8	0.5	0.407	0.500
				CAREER	1.2	0.8	0.5	0.407	0.500

# UC IRVINE MEN'S BASKETBALL

## UCI MEN'S BASKETBALL QUICK FACTS

### GENERAL INFORMATION

Location	Irvine, Calif.
Enrollment	37,013
Founded	1962 (Opened 1965)
Nickname	Anteaters
Colors	Blue & Gold
Conference	Big West
Chancellor	Howard Gillman, Ph.D.
Athletics Director	Paula Smith
Home Arena	Bren Events Center (5,000)
Website	ucirvinesports.com
Twitter	@ucimbb
Facebook	/ucimbb
Instagram	@ucimbb

### COACHING INFORMATION

Head Coach	Russell Turner, 13th year
Alma Mater	Hampden-Sydney, 1992
Record at UCI	242-158 (12 seasons)
Career Record	Same
Associate Head Coach	Ryan Badrtalei, 18th year
Assistant Coach	Michael Wilder, 9th year
Assistant Coach	Alex Young, 5th year
Director of Operations	Sean O'Donnell, 2nd year
Director of Recruiting	Ali Ton, 1st year

### TEAM INFORMATION

2021-22 Record	15-10
2021-22 Big West Record (Finish)	9-5 (4th)
2021-22 Postseason	N/A
Letterwinners Returning/Lost	11/5
Starters Returning/Lost	3/2
Newcomers	5

### HISTORICAL INFORMATION

Inaugural Season	1965-66
All-Time Record	867-808 (.518) - 56 years
NCAA Tournament Appearances	2 (2015, 2019)

### MEDIA RELATIONS INFORMATION

Assistant Athletic Director/Media Relations	Stacey King
Assistant Director/Media Relations	Alex Croteau
Media Relations Assistant	Andrea Ohta
Media Relations Assistant (MBB Contact)	Jordan Kehoe
Office Phone	(949) 824-8934
Cell Phone	(949) 880-8403
Email	jkehoe1@uci.edu

\*All media requests for interviews with the coaching staff and/or student-athletes should be directed to Jordan Kehoe in the media relations office. Please submit requests at least 48 hours in advance.

## UC Irvine's 20-Win Seasons

31	2018-19 (31-6)
28	2015-16 (28-10)
25	2000-01 (25-5)
23	2013-14 (23-12)
23	1981-82 (23-7)
<b>21</b>	<b>2019-20 (21-11)</b>
21	2016-17 (21-15)
21	2014-15 (21-12)
21	2012-13 (21-16)
21	2001-02 (21-11)
20	2002-03 (20-9)
20	1967-68 (20-8)

## LEUCHTEN LED THE WAY OVER LMU

Bent Leuchten had a career night in the 15-point win over the Lions of Loyola Marymount University. The sophomore had a career-high 20 points on Tuesday night.

Leuchten went 7-8 from the floor, including a perfect 2-2 from three-point range. Bent recorded 13 of his points in the second half, adding four rebounds and a block in 22 minutes of action.

## THREE-POINT DEFENDERS

Prior to Tuesday night's contest, the 'Eaters were ranked 29th in the country in three-point defense. After holding the Lions to 3-21 (0.143) from behind the arc, UC Irvine soared up the rankings and are currently sixth in the nation in the category holding their opponents to 0.186 from distance.

## DAVIS EARNS BIG WEST PLAYER OF THE WEEK

DJ Davis continues to earn recognition for his efforts over the first two games to push UCI to 2-0. Davis put up a career performance to lead the 'Eaters to a 69-56 win over then No. 21/21 Oregon. Not only did he tie his career high in points (24), he set new heights in field goals made (8), field goals attempted (17), three-point field goals made (6), and three-point field goals attempted (14).

## IT ONLY TAKES ONE

UC Irvine received four votes in the weeks Associated Press (AP) Top 25 poll. The Anteaters 69-56 win knocked the Ducks out of the rankings to give UCI some national nods.

## NATIONAL TEAM OF THE WEEK 11.13.22

Reporter Andy Katz and NCAA March Madness named UC Irvine the Team of the Week for the first weekly award of the season following their efforts in the two win Anteater week.

## NATIONAL STATISTICS 11.13.22

UC Irvine is ranked top-40 nationally in the following categories: scoring defense (29), scoring margin (32), assists per game (24), assist-turnover ratio (29), turnover margin (25), steals per game (39), field goal percentage defense (18), three-point field goal percentage (21), and three-point field goal percentage defense (29).

## SETTLED THE SCORE

After a heartbreaking loss to Oregon in the second round of the NCAA March Madness tournament in 2019, UC Irvine came back with a vengeance to defeat the then nationally ranked Ducks on their home court by the largest margin of victory for the Anteaters (13 points).

## FIRST REGULAR SEASON RANKED WIN FOR COACH

Head Coach Russell Turner earned his first regular season ranked win over the then No. 21/21 Oregon on Friday night, the second of his career. Turner's first ranked win came against Kansas State in the first round of the 2019 NCAA March Madness tournament.

## CAREER NIGHT IN 2022-23 DEBUT

Transfers Devin Tillis, sophomore Bent Leuchten, and senior Dean Keeler put up career numbers in the season opener.

Tillis tied his career high of 14 points previously set in 2019 with his 6-7 shooting. The forward also tied his 3-point field goals made and attempted by draining two out of his three attempts.

Leuchten grabbed five rebounds, had two blocks, and had two assists in the 96-50 win.

Off the bench, Keeler put up eight points on a perfect 4-4 field goal shooting night. The senior had only made three field goals prior to this contest.

## UCI IN THE 2022-23 RANKINGS

	NCAA	BWC	Value
Scoring Offense	32	1	83.3
Scoring Defense	27	3	58.9
Scoring Margin	10	1	24.0
Rebounds Per Game	2	1	45.4
Rebound Margin	1	1	15.0
Assists Per Game	18	1	18.0
Assist-TO Ratio	38	1	1.40
Turnover Margin	109	1	+2.0
Steals Per Game	94	2	8.1
Blocks Per Game	164	5	3.4
FG Pct.	73	2	47.6
FG Pct. Defense	10	1	.351
3FG Pct.	8	1	.423
3FG Pct. Defense	10	1	.351
FT Pct.	253	7	66.9

## A GLANCE AT UC IRVINE

<b>Overall Record</b>	6-1
Non-Conference	6-1
Big West	0-0
Home	3-0
Away	1-1
Neutral	2-0
<b>Current Overall Streak</b>	W3
Last Win	vs. New Mexico St. 11/26/22
Last Loss	at Pepperdine 11/19/22
<b>Current Home Streak</b>	W8
Last Win	vs. Life Pacific 11/21/22
Last Loss	vs. Cal State Fullerton 01/20/22
<b>Current Road Streak</b>	L1
Last Win	at No. 21 Oregon 11/11/22
Last Loss	at Pepperdine 11/19/22
<b>Current Neutral Streak</b>	W2
Last Win	vs. New Mexico St. 11/26/22
Last Loss	vs. UC Santa Barbara 03/10/22
<b>Longest Winning Streak</b>	3
<b>Longest Losing Streak</b>	1

## 2022-23 UCI STATISTICAL LEADERS

POINTS PER GAME	G	PTS	PPG
DJ Davis	7	105	15.0

REBOUNDS PER GAME	G	REBS	RPG
Bent Leuchten	7	51	7.3

ASSISTS PER GAME	G	ASTS	APG
Pierre Crockrell II	7	39	5.6

STEALS PER GAME	G	STLS	SPG
Ofure Ujadughele	7	9	1.3

BLOCKS PER GAME	G	BLKS	BPG
Dean Keeler	7	8	1.1

3FG MADE PER GAME	G	3FG	AVG
DJ Davis	7	22	3.1

FG PCT (Min. 20 att.)	FGM	ATT	PCT
Dean Keeler	13	22	59.1

3FG PCT (Min. 10 att.)	3FGM	ATT	PCT
Justin Hohn	11	22	50.0

FT PCT (Min. 10 att.)	FTM	ATT	PCT
DJ Davis	13	15	86.7

MINUTES PER GAME	G	MPG
DJ Davis	7	23.3

# UC IRVINE MEN'S BASKETBALL

## 7:52

In a game where UCI never trailed, the 'Eaters were able to hold their opponent scoreless for 7:52 minutes, stretching over two halves. Chapman's final basket of the first period was at the 7:36 mark in the first half before they made a jumper 16 seconds into the final period.

## WELCOME TO THE SHOW

Monday's season opener saw plenty of fresh faces hit the court in an Anteater uniform.

Pierre Crockrell II was the first new face to hit the court making the start. In 23 minutes, Crockrell II shot 2-3 from the floor while leading the team with six assists.

Chazz Hutchison was the first newcomer to come off the bench. The junior recorded four points on perfect 2-2 shooting while grabbing five rebounds.

At the 5, Eli Chol led the team with four blocks and six rebounds in 13 minutes of play. Akiva McBirney-Griffin made his Anteater debut after redshirting last season. The New Zealand native had three points, three rebounds, and three assists. Emilis Butkus notched his first points of his collegiate career on free throws.

## EXTRA FRAME IN EXHIBITION

In the unofficial start to the 2022-23 season, UC Irvine scored four points in the final 50 seconds, netting the game at 69 all to force an overtime period. After winning the tip-off in the extra minutes, UCI scored on the first possession and held a seven point advantage five times.

## TRANSFERS OF TALENT

Transfers Devin Tillis, Pierre Crockrell II, and Chazz Hutchison made their first appearance as Anteaters in Thursday's exhibition. Tillis, making his return to the court, tallied 11 points on 4-8 shooting with two three's, five rebounds, and two assists. Crockrell II, a proven assist leader, tied the team lead with four assists in the contest. Off the bench, Hutchison put up six points on 2-3 shooting, going 2-2 at the free throw line, and grabbed four rebounds.

## PRODUCTIVITY AT THE FREE THROW LINE

In six trips to the charity stripe, DJ Davis went a perfect 12-12 in free throw shooting on Thursday. Davis led the team with 28 points in the exhibition contest. DJ was named to the top 25 by CBB Analytics in clutch free throws, not missing one in a minimum of 10 attempts last season.

## THURSDAY'S TEAM LEADERS

Center Bent Leuchten put up 14 points for the 'Eaters on 6-9 shooting. The German native led the team with 10 rebounds while adding two blocks and an assist. Red-shirt junior Justin Hohn came off the bench to contribute four assists in the contest. The guard recorded eight points on 3-7 shooting with one three-pointer.

## CONFERENCE DOMINATION

Since 2012, the Anteaters have compiled a 138-47 record (0.746) record in conference play which is one of the best according to CBK Report. On the list of 25, Kansas and Virginia are the only two power five institutions that sit above UC Irvine. UCI ranks the highest out of the California teams that made the list, sitting above San Diego State and St. Mary's College.

## DEFEND THE BREN

In the Turner era of Anteater basketball, UC Irvine holds a 131-42 (0.757) record inside the Bren Events Center with only one loss on their home court in each of the last two seasons. In similar fashion to their overall conference domination over the last decade, the 'Eaters have gone 64-12 (0.842) in Big West play on their home court.

The Anteaters will play 15 home games including five in the non-conference portion of the schedule.

## CHAMPIONSHIP MENTALITY

In a ten year span, UC Irvine has won seven Big West championships whether it was a regular season or championship title. The Anteaters have won the Big West outright in 2013-14, 2015-16, 2016-17, 2018-19, 2019-20 seasons while earning Big West championship titles in 2014-15 and 2018-19. UCI has made six post-season appearances under the helm of Russell Turner with their last appearance in postseason play in 2019, playing in the NCAA tournament where the Anteaters advanced to the second round.

## WINNING CULTURE

The Anteaters are coming off a 15-10 season (.600), marking their ninth-straight winning season under Head Coach Russell Turner. UCI finished 9-5 in the Big West, ending the 2021-22 season in fourth place.

## HEAD COACH WRITING HISTORY

Coach Turner currently sits fifth all-time in the Big West victory leaders and fourth in career wins. Eight wins will push Turner to fourth all-time in Big West victories as well as eclipse the 250 win mark.

## ALL ABOUT THE NET

The UC Irvine non-conference slate is difficult given the 'Eater's reputation, but was crafted strategically to help become a potential postseason favorite. The non-conference schedule comprises of teams out of Power 5 conferences like the Pac-12 while also competing against powerhouses in the Ivy League, Mountain West, Southland, Summit League, Western Athletic, and West Coast conferences.

UCI's non-conference schedule is one of the most difficult in the Russ Turner era and includes six teams that advanced to the postseason. The Anteaters are also set to play a 20-game Big West ledger.

## GET YOUR HEAD IN THE GAME

The Anteaters will play their toughest conference stretch in January playing six games in 15 days. Similarly, UCI will have another six games stretched over 15 days, including road trips to UC Santa Barbara, Cal Poly, and Hawaii.

## YOUNG AND HUNGRY

While the Anteaters boast a young squad, the 2022-23 season marks the third year in a row where there are no guys on the team who are playing through their last year of eligibility. Coach Turner prides himself on the fact that the whole outside perimeter returns this year.

## FRONT COURT DIFFERENCES

With some changes to the UCI roster, there will be some different faces leading the Anteaters in the front court.

Dean Keeler will return for his senior season. Keeler will be looked at to have an increased roll this year as one

of the senior members of the team. Having dealt with injuries over the last few seasons, Dean should have a special year.

A sophomore out of Germany, Bent Leuchten had his first true offseason where he underwent a physical transformation. Playing at a high level before in his home country, Leuchten got playing experience at the collegiate level during his freshman campaign to prepare for increased time on the floor.

Chazz Hutchison, a new face on the Anteater roster, is a local player who will bring a lot of energy and enthusiasm to this 2022-23 squad. Despite coming late to the game, Hutchison has terrific basketball genetics that helps keep his and his team's intensity up.

## NEW COMPANY IN TOWN

In addition to Hutchison, Turner added four more new faces to the 2022-23 roster.

Pierre Crockrell II, a senior transfer from Pacific, comes to Irvine as a proven player. In his three seasons with the Tiger's, Crockrell II led the team and was among the top of the West Coast Conference in assists.

Three years after announcing his commitment to the Anteater program, Hayden Welling has arrived in Irvine for his freshman campaign. The Utah product won his high school's state championship title in 2019 and was the runner up the previous season.

Emilis Butkus and Eli Chol round out the 16-man roster for UC Irvine. Chol hails from Cumming, Georgia while Butkus has traveled from Lithuania to compete at the collegiate level.

# UC IRVINE MEN'S BASKETBALL

UC IRVINE'S RECORD WHEN...	MISCELLANEOUS STATS	UCI STREAKS	UC IRVINE GAME RECORDS
Playing a night game 5-1	<b>20-Point Games</b>	<b>Consecutive Games Played</b>	Most points 135 vs. Bethesda (11/28/20)
Playing a day game (Before 5 p.m. local time) 1-0	<b>Player 2022-23 Career</b>	<b>Player Current Season High</b>	Most 1st half pts 70 vs. Bethesda (11/28/20)
Leading at halftime 5-1	DJ Davis 2 6	JC Butler 59 7	Most 2nd half pts 76 vs. VMI (11/29/80)
Trailing at halftime 0-0	Dawson Baker — 2	Ofure Ujadughele 53 7	Most total points 258 - L, 119-139 vs. Bradley (12/19/87)
Tied at halftime 1-0	Bent Leuchten 1 1	Justin Hohn 32 7	Most pts allowed 139 vs. Bradley (12/19/87)
Leading with 5:00 left in regulation 6-0	<b>Double-Figure Scoring Games</b>	DJ Davis 26 7	Most pts allowed (half) 71 vs. Bradley (1987)
Trailing with 5:00 left in regulation 0-1	<b>Player 2022-23 Career</b>	Dawson Baker 19 7	Least points 26 vs. LBSU (2/24/80)
Tied with 5:00 left in regulation 0-0	Dawson Baker 6 28	Dean Keeler 14 7	Least 1st half pts 12 vs. UNLV (1/20/92)
Scoring less than 60 points 0-1	Justin Hohn 2 11	Bent Leuchten 12 7	Least 2nd half pts 8 vs. LBSU (2/24/80)
Scoring between 60-69 1-0	DJ Davis 3 17	Andre Henry 7 7	Least total points 56 - L, 26-30 vs. Long Beach State (2/24/80)
Scoring between 70-79 1-0	JC Butler 2 11	Devin Tillis 7 7	Least points allowed 23 - W, 91-23 vs. Pomona-Pitzer (12/7/02)
Scoring between 80-89 2-0	Andre Henry 2 4	Chazz Hutchison 7 7	Margin of Victory 80 vs. Bethesda (11/28/20)
Scoring 90 or more points 2-0	Bent Leuchten 2 3	<b>Consecutive Games Started</b>	Margin of Victory (Division I) 54 vs. MVSU (11/11/05)
Opponent scores less than 60 points 4-0	Devin Tillis 2 2	<b>Player Current Season High</b>	Margin of Defeat 72 vs. UNLV (12/16/75)
Opponent scores between 60-69 2-1	Chazz Hutchison 1 1	Dawson Baker 19 7	Largest Bren Crowd 5,300 vs. Long Beach State (2/22/01)
Opponent scores between 70-79 0-0	<b>Double-Figure Rebounding Games</b>	DJ Davis 7 7	Largest Away Crowd 19,826 at UNLV (2/23/91)
Opponent scores between 80-89 0-0	<b>Player 2022-23 Career</b>	Devin Tillis 7 7	Field Goals Made 56 vs. Bethesda (11/28/20)
Opponent scores 90 or more points 0-0	Bent Leuchten 2 2	Bent Leuchten 7 7	FG Made (Division I) 51 vs. VMI (11/29/80)
UCI has 0 players in double figures 0-0	Dean Keeler 1 1	Pierre Crockrell II 7 7	FG Attempts 89 (3 times, latest in 1990)
UCI has 1 player in double figures 0-1	<b>Double-Figure Assist Games</b>	<b>Player Current Season High</b>	FG Percentage 71.4% vs. USD (12/6/81)
UCI has 2 players in double figures 1-0	<b>Player 2022-23 Career</b>	DJ Davis 2 2	FG Pct. (Half) 81.8% vs. CSF (1/14/82)
UCI has 3 players in double figures 2-0	— —	Dawson Baker 2 4	Lowest FG Pct. 26.3% vs. Idaho (11/28/08)
UCI has 4 players in double figures 1-0	<b>Double-Doubles</b>	JC Butler — 2	Lowest FG Pct. (Half) 16% vs. SJSU (2/1/92)
UCI has 5+ players in double figures 2-0	<b>Player 2022-23 Career</b>	Justin Hohn 2 2	3FG Made 16 vs. Denver (12/15/19)
FG Pct. .500 or better 2-0	— —	Devin Tillis — 2	Consecutive 3s 10 vs. Santa Clara (11/22/05)
FG Pct. under .500 4-1	<b>Games Led UCI in Scoring (includes co-leaders)</b>	Andre Henry — 2	3FG Allowed 17 vs. LBSU (3/10/06)
3FG Pct. .400 or better 5-0	<b>Player 2022-23 Career</b>	Dawson Baker 2 4	3FG Attempts 42 vs. UCLA (11/23/90)
3FG Pct. under .400 0-1	Dawson Baker 2 11	JC Butler — 2	3FG Attempts allowed 34 vs. LBSU (3/10/06)
Better FG percentage 6-0	DJ Davis 3 11	Justin Hohn 2 2	3FG Percentage 75% vs. EWU (12/13/88)
Worse FG percentage 0-1	Justin Hohn — 2	Andre Henry — 2	Free Throws Made 38 (3 times, latest in 1994)
Same FG percentage 0-0	JC Butler — 1	<b>Consecutive Double-Figure Rebounding Games</b>	FT Attempts 49 vs. LBSU (1/27/94)
More FGs made 6-0	Andre Henry 1 2	<b>Player Current Season High</b>	FT Pct. 1.000 (34-for-34) vs. Pacific (2/21/81)
Fewer FGs made 0-0	Devin Tillis 1 1	Bent Leuchten — 1	Rebounds 73 vs. Chicago State (12/30/71)
Same FGs made 0-1	Bent Leuchten 1 1	<b>Consecutive Free Throws Made</b>	Assists 31 vs. Bethesda (11/28/20)
More FGs attempted 5-1	<b>Games Led UCI in Rebounding</b>	<b>Player Current Season High</b>	Steals 22 vs. Pacific (2/24/83)
Fewer FGs attempted 0-0	<b>Player 2022-23 Career</b>	DJ Davis 1 18	Blocks 15 vs. Fresno State (1/9/91)
Same FGs attempted 1-0	JC Butler — 2	Dawson Baker 1 11	
More FTs made 0-0	Justin Hohn — 2	Andre Henry 2 —	
Fewer FTs made 4-1	Ofure Ujadughele 1 2	Justin Hohn 1 3	
Same FTs made 2-0	Dawson Baker — 1	Bent Leuchten — 4	
More FTs attempted 3-0	Bent Leuchten 3 3	JC Butler 2 2	
Fewer FTs attempted 2-1	Devin Tillis 1 1	Ofure Ujadughele 2 2	
Same FTs attempted 1-0	Chazz Hutchison 1 1	<b>Consecutive Games Played with a 3-Pointer</b>	
More rebounds 5-1	Dean Keeler 1 1	<b>Player Current Season High</b>	
Fewer rebounds 1-0	<b>Games Led UCI in Assists</b>	DJ Davis 10 7	
Same rebounds 0-0	<b>Player 2022-23 Career</b>	Justin Hohn 2 4	
More assists 6-0	DJ Davis — 14	Dawson Baker — 3	
Fewer assists 0-1	Justin Hohn — 9	JC Butler — 2	
Same assists 0-0	Dawson Baker — 7	Bent Leuchten — 2	
More steals 4-0	JC Butler — 5	Ofure Ujadughele 1 1	
Fewer steals 2-1	Andre Henry — 3	Andre Henry 2 2	
Same steals 0-0	Ofure Ujadughele — 3	Devin Tillis 5 5	
More turnovers 2-1	Pierre Crockrell II 7 7		
Fewer turnovers 4-0			
Same turnovers 0-0			
vs. Big West 0-0			
vs. Ivy League 0-0			
vs. Mountain West 0-0			
vs. Non-D1 2-0			
vs. Pac-12 1-0			
vs. Southland 1-0			
vs. Summit League 0-0			
vs. WAC 1-0			
vs. West Coast 1-1			
in Overtime 0-0			
in November 6-1			
in December 0-0			
in January 0-0			
in February 0-0			
in March 0-0			
Playing on Sunday 0-0			
Playing on Monday 2-0			
Playing on Tuesday 1-0			
Playing on Wednesday 0-0			
Playing on Thursday 0-0			
Playing on Friday 2-0			
Playing on Saturday 1-1			

## UC IRVINE PLAYER RECORDS

Points	46, Kevin Magee vs. LMU (12/15/81)
Pts (Half)	29, Scott Brooks vs. USU (1/8/87)
	29, Ross Schrader vs. Pepperdine (11/26/05)
Pts by opposing player	51, Hersey Hawkins (Bradley) (12/19/87)
FG Made	20, Kevin Magee vs. LMU (12/15/81)
FG Attempts	30, Wayne Englestad vs. USU (3/12/88)
FG Percentage	1.000 - Ricky Butler (13-of-13) (2/21/91)
	1.000 - Mike Doktorczyk (12-of-12) (1/21/89)
3FG Made	11, Chris Brown vs. NMSU (3/13/94)
3FG Attempts	21 - Chris Brown (11 made) vs. NMSU (3/13/94)
	21 - Keith Stewart (7 made) vs. NEV (1/9/93)
3FG %	1.000 - Dylan Rigdon (7-of-7) vs. CSF (2/24/90)
FT Made	18, Johnny Rogers vs. UNLV (2/15/86)
FT Attempts	20, Johnny Rogers vs. UNLV (2/15/86)
FT %	1.000 - Johnny Rogers (17-of-17) vs. Cincy (12/29/84)
Rebounds	25, Kevin Magee vs. LBSU (1/30/82)
Assists	17, Raimonds Miglinieks vs. UNLV (2/2/95)
Steals	10, Ben McDonald vs. Pacific (2/24/83)
Blocks	11, Mamadou Ndiaye vs. LBSU (2/6/14)

## ANTEATER BASKETBALL PROS

	<p><b>Scott Brooks</b>                      Assistant Coach - Portland  <i>Head Coach - Washington (2016-21)</i>  <i>Head Coach - Oklahoma City (2008-15)</i>                      Assistant Coach - Seattle/OKC (2007-08)                      Assistant Coach - Sacramento (2006-07)                      Assistant Coach - Denver (2003-06)</p> <p><b>Playing Career</b>                      11 seasons (Rockets, Wolves, 76ers, Mavericks, Cavaliers, Knicks)                      680 games, 7 starts, 4.9 PPG, 2.4 APG                      1994 NBA Champion</p>		<p><b>Joe Jacob</b>                      UC Irvine, 1978 (B.S. Biology)                      UCLA (M.S. Public Health)                      Stanford School of Business (MBA)                      Headed group of investors to buy the Golden State Warriors in 2010                      Four-time NBA Champion                      2014-15: Defeated Cleveland, 4-2                      2016-17: Defeated Cleveland, 4-1                      2017-18: Defeated Cleveland, 4-0                      2021-22: Defeated Boston, 4-2                      Reached NBA Finals in 2017 &amp; 2019</p>
	<p><b>Darren Fells</b>                      UC Irvine (2004-08)                      Professional Basketball (2008-12)</p> <p><b>NFL Career</b>                      2013: Seattle Seahawks                      2013-16: Arizona Cardinals                      2017: Detroit Lions                      2018: Cleveland Browns                      2019-20: Houston Texans                      2021: Detroit Lions, Tampa Bay Bucs                      102 games, 123 rec, 1,483 yds, 21 TD</p>		<p><b>David Baker</b>                      President of Pro Football Hall of Fame UC Irvine (1971-75)                      Second all-time in rebounds (926)                      Third all-time in points (1,601)                      B.A. - English Literature and Criticism                      Juris Doctorate (Pepperdine)                      Irvine City Council: 1984-88                      Mayor of Irvine: 1985-86                      Commissioner of Arena Football League from 1996-2008</p>

# UC IRVINE MEN'S BASKETBALL

2022-23 UCI INDIVIDUAL GAME HIGHS	2022-23 UCI TEAM HIGHS/LOWS	2022-23 OPP. TEAM HIGHS/LOWS
<b>Points</b> 25 DJ Davis vs. New Mexico St. (11/26) <b>FG Made</b> 8 DJ Davis vs. New Mexico St. (11/26) <b>FG Attempted</b> 17 DJ Davis at Oregon (11/11) <b>FG Percentage (Min. 5 Made)</b> 1.000 (5-5) Bent Leuchten vs. Life Pacific (11/21) <b>3-Point FG Made</b> 6 DJ Davis at Oregon (11/11) <b>3-Point FG Attempted</b> 14 DJ Davis at Oregon (11/11) <b>3-Point FG Percentage (Min. 2 Made)</b> 1.000 (4-4) Justin Hohn vs. New Mexico St. (11/26) <b>Free Throws Made</b> 5 Andre Henry vs. Nicholls (11/25) <b>Free Throws Attempted</b> 6 Dawson Baker vs. Nicholls (11/25) <b>Free Throw Percentage (Min. 3 Made)</b> 1.000 (5-5) Andre Henry vs Nicholls (11/25) <b>Rebounds</b> 14 Bent Leuchten at Pepperdine (11/19) <b>Assists</b> 9 Pierre Crockrell II vs. Nicholls (11/25) <b>Steals</b> 3 Emilis Butkus vs. Life Pacific (11/21) <b>Blocks</b> 4 Eli Chol vs. Chapman (11/07)	<b>UC IRVINE TEAM HIGHS</b> Points 116 vs. Life Pacific (11/21) Rebounds 55 vs. Life Pacific (11/21) Assists 29 vs. Life Pacific (11/21) Steals 16 vs. Chapman (11/07) Blocks 10 vs. Chapman (11/07) FG Made 50 vs. Life Pacific (11/21) FG Att. 75 vs. Life Pacific (11/21) FG Pct. .667 vs. Life Pacific (11/21) 3FG Made 14 vs New Mexico St. (11/26) 3FG Att. 28 at Oregon (11/11) 3FG Pct. .583 vs. New Mexico St. (11/26) FT Made 17 vs. Nicholls (11/25) FT Att. 26 vs. Nicholls (11/25) FT Pct. (10A) .813 vs. New Mexico St. (11/26) Most TOs 18 vs. Nicholls (11/25) Most Fouls 24 at Pepperdine (11/19)  <b>UC IRVINE TEAM LOWS</b> Points 55 at Pepperdine (11/19) Rebounds 36 vs. LMU (11/15) Assists 10 at Pepperdine (11/19) Steals 4 vs. New Mexico St. (11/26) Blocks 0 at Oregon (11/11) FG Made 19 at Pepperdine (11/19) FG Att. 59 vs New Mexico St. (11/26) FG Pct. .284 at Pepperdine (11/19) 3FG Made 5 at Pepperdine (11/19) 3FG Att. 14 vs. Nicholls (11/25) 3FG Pct. .217 at Pepperdine (11/19) FT Made 7 at Oregon (11/11) FT Att. 10 at Oregon (11/11) FT Pct. (10A) .556 vs. Chapman (11/07) Fewest TOs 8 vs. LMU (11/19) Fewest Fouls 11 vs. Life Pacific (11/21)	<b>OPPONENT TEAM HIGHS</b> Points 68—New Mexico St. (11/26) Rebounds 43—Oregon (11/11) Assists 12—Pepperdine (11/19) Steals 10—Nicholls (11/25) Blocks 9—Oregon (11/11) FG Made 23—LMU (11/15) FG Att 59—New Mexico St. (11/26) FG Pct. .418—LMU (11/15) 3FG Made 11—New Mexico St. (11/26) 3FG Att. 27—New Mexico St. (11/26) 3FG Pct. .429—Pepperdine (11/19) FT Made 20—Pepperdine (11/19) FT Att. 29—Pepperdine (11/19) FT Pct. (10A) .864—Nicholls (11/25) Most TOs 24—Chapman (11/07) Most Fouls 23—LMU (11/15)  <b>OPPONENT TEAM LOWS</b> Points 50—Chapman (11/07) Rebounds 12—Life Pacific (11/21) Assists 8—Chapman (11/07) Steals 1—Oregon (11/11) Blocks 1—Life Pacific (11/21) FG Made 16—Chapman(11/07) FG Att. 49—Pepperdine (11/19) FG Pct. .296—Chapman (11/07) 3FG Made 1—Nicholls (11/25) 3FG Att. 14—Pepperdine (11/19) 3FG Pct. .050—Nicholls (11/25) FT Made 4—Life Pacific(11/21) FT Att. 5—Life Pacific (11/21) FT Pct. (10A) .643—Oregon (11/11) Fewest TOs 10—New Mexico St. (11/26) Fewest Fouls 13—Oregon (11/11)
2022-23 OPP. INDIVIDUAL GAME HIGHS	LAST TIME...	LAST TIME AN ANTEATER...
<b>Points</b> 20 Anthony Roy—New Mexico St. (11/26) <b>FG Made</b> 7 Kyler Villarreal—Life Pacific (11/21) <b>FG Attempted</b> 16 N'Faly Dante—Oregon (11/11) <b>FG Percentage (Min. 5 made)</b> .583 (7-12) Kyler Villarreal—Life Pacific (11/21) <b>3-Point FG Made</b> 4 Adam Vasquez—Life Pacific (11/21) <b>3-Point FG Attempted</b> 6 Anthony Roy—New Mexico St. (11/26) <b>3-Point FG Percentage (Min. 3 Made)</b> 1.000 (3-3) Houston Mallette—Pepperdine (11/19) <b>Free Throws Made</b> 7 Micah Thomas—Nicholls (11/25) <b>Free Throws Attempted</b> 11 N'Faly Dante—Oregon (11/11) <b>Free Throw Percentage (Min. 3 Made)</b> 1.000 (7-7) Cruz Billings—Chapman (11/07) <b>Rebounds</b> 9 DeJuan Gordon—New Mexico St. (11/26) <b>Assists</b> 7 Austin Cook—Life Pacific (11/21) <b>Steals</b> 4 Blakeley Stoughton—Chapman (11/07) <b>Blocks</b> 4 N'Faly Dante—Oregon (11/11)	<b>100 Points by a Team</b> <b>UC Irvine 116, vs. Life Pacific (11/21/22)</b> Opponent 108, at UC Davis (01/29/11)  <b>90-99 Points by a Team</b> <b>UC Irvine 96 vs. Chapman (11/07/21)</b> Opponent 91, at USC (12/08/20)  <b>80-89 Points by a Team</b> <b>UC Irvine 85, vs. New Mexico St. (11/26/22)</b> Opponent 86, at UC Riverside (02/13/21)  <b>30+ Point Win</b> <b>UC Irvine 62- UCI 116 vs Life Pacific 54 (11/21/22)</b> Opponent 35-USC 91 vs. UCI 56 (12/08/20)  <b>20-29 Point Win</b> <b>UC Irvine 27, vs. Nicholls 56, UCI 83 (11/25/22)</b> Opponent 22, vs. Duquesne 76, UCI 54 (12/19/21)  <b>UCI Five + Players Scoring in Double Figures</b> <b>Henry (14), Tillis (10), Leuchten (10), Butler (10), Hutchison (10) vs. Life Pacific (11/21/22)</b>  <b>UCI Three Players with 20+ Points in a Game</b> Michael Wilder (24), Eric Wise (21), Darren Moore (21) vs. LBSU (1/21/11)  <b>Overtime Game</b> UCI Win at UCSB, 66-62 (01/31/19) UCI Loss at Hawaii, 61-62 (01/30/21)	<b>Scored 40+ Points</b> 41 Jerry Green vs. Pepperdine (11/20/01) <b>Scored 36-40 Points</b> 36 Luke Nelson vs. Cal Poly (03/10/16) <b>Scored 30-35 Points</b> 30 Collin Welp at UC Riverside (01/08/22) <b>Scored 25-29 Points</b> 25 DJ Davis vs. New Mexico St. (11/26/22) <b>Scored 20-24 Points</b> 20 Bent Leuchten vs LMU (11/15/22) <b>Had 20+ Rebounds</b> 21 Brad Greene vs. Hawaii (01/01/2020) <b>Had 15-19 Rebounds</b> 19 Collin Welp at LMU (12/17/20) <b>Had 10-14 Rebounds</b> 10 Dean Keeler vs. New Mexico St. (11/26/22) <b>Had 10+ Assists</b> 10 Eyassu Worku vs. Cal Poly (01/25/20) <b>Had 5+ Steals</b> 5 Evan Leonard at UC Riverside (02/10/18) <b>Had 5+ Blocks</b> 5 Austin Johnson at UC Riverside (02/10/22) <b>Made 5+ 3-Pointers</b> 5 DJ Davis vs. New Mexico St. (11/26/22) <b>Had a Double-Double</b> Collin Welp (18 pts, 13 reb) vs Hawaii (02/19/22) <b>UCI Beat a top-25 ranked team</b> <b>Vs. No. 21/21 Oregon (Nov. 11, 2022)</b>



# UC IRVINE MEN'S BASKETBALL

## PRONUNCIATION GUIDE

### Players

10- Ofure Ujadughele – Oh-FUR-AY YOO-ja-DO-gell-AY  
15 – Bent Leuchten—Bent (like sent) LOY-Shhh-tin

### Coaches

Ryan Badrtalei bad-er-TELL-ee



## ROSTER BREAKDOWN

### By Class

**Redshirt Senior (1):** Butler  
**Seniors (2):** Crockrell II, Keeler  
**Redshirt Juniors (2):** Hohn, Ujadughele  
**Juniors (4):** Baker, Davis, Henry, Hutchison  
**Redshirt Sophomore (1):** Tillis  
**Sophomores (2):** Leuchten, Redfield  
**Redshirt Freshman (1):** McBirney-Griffin  
**Freshmen (3):** Butkus, Chol, Welling

### By Height

**7-0 (1):** Leuchten  
**6-11 (2):** Chol, Keeler  
**6-9 (2):** Hutchison, McBirney-Griffin  
**6-8 (1):** Welling  
**6-6 (1):** Tillis  
**6-5 (3):** Butkus, Butler, Ujadughele  
**6-4 (2):** Baker, Henry  
**6-3 (1):** Redfield  
**6-2 (1):** Hohn  
**6-1 (1):** Davis  
**6-0 (1):** Crockrell II

### By State/Country

**California (8):** Baker, Davis, Henry, Hutchison, Keeler, Redfield, Tillis, Ujadughele  
**Georgia (1):** Chol  
**South Dakota (1):** Hohn  
**Utah (1):** Welling  
**Washington (1):** Crockrell II  
**Wisconsin (1):** Butler  
**Germany (1):** Leuchten  
**Lithuania (1):** Butkus  
**New Zealand (1):** McBirney-Griffin

### By Position

**Guards (8):** Baker, Butkus, Crockrell II, Davis, Henry, Hohn, Redfield, Ujadughele  
**Forwards (6):** Butler, Hutchison, Keeler, McBirney-Griffin, Tillis, Welling  
**Centers (2):** Chol, Leuchten

## 2022-23 UC IRVINE MEN'S BASKETBALL ROSTER

No.	Name	Pos.	Ht.	Wt.	Yr.	Hometown	Previous School
0	JC Butler	F	6-5	195	R-Sr.	Racine, Wisc.	The Prairie School
1	Dawson Baker	G	6-4	190	Jr.	Coto De Caza, Calif.	Capistrano Valley HS
2	Justin Hohn	G	6-2	185	R-Jr.	Sioux Falls, South Dakota	Tea HS
3	Pierre Crockrell II	G	6-0	180	Sr.	Tacoma, Wash.	Prolific Prep (Pacific)
4	Andre Henry	G	6-4	180	Jr.	La Canada-Flintridge, Calif.	St. Francis HS
5	Chazz Hutchison	F	6-9	215	Jr.	Mission Viejo, Calif.	Mission Viejo HS (Fullerton College)
10	Ofure Ujadughele	G	6-5	210	R-Jr.	Long Beach, Calif.	Chino Hills HS
11	Devin Tillis	F	6-6	210	R-So.	Los Angeles, Calif.	Windward HS (UNLV)
13	Hayden Welling	F	6-8	210	Fr.	Draper, Utah	Corner Canyon HS
15	Bent Leuchten	C	7-0	258	So.	Karlsfeld, Bavaria, Germany	Josef-Effner-Gymnasium
21	Langston Redfield	G	6-3	185	So.	Mission Viejo, Calif.	Capistrano Valley HS
22	DJ Davis	G	6-1	170	Jr.	Moreno Valley, Calif.	Riverside Poly HS
23	Emilis Butkus	G/F	6-5	215	Fr.	Vilnius, Lithuania	Internationale Basketball Akademie Muenchen
31	Dean Keeler	F	6-11	240	Sr.	Westminster, Calif.	Marina HS
33	Eli Chol	F/C	6-11	175	Fr.	Cumming, Ga.	Forsyth Central HS
43	Akiva-McBirney-Griffin	F	6-9	220	R-Fr.	Hamilton, New Zealand	St. John's College, Hamilton

<b>Head Coach:</b>	Russell Turner (Hampden-Sydney, 1992), 13th year
<b>Associate Head Coach:</b>	Ryan Badrtalei (UCLA, 2003), 18th year
<b>Assistant Coaches:</b>	Michael Wilder (UC Irvine, 2013), 9th year, Alex Young (UC Irvine, 2016) 5th year
<b>Director of Recruiting:</b>	Ali Ton, 1st year
<b>Director of Operations:</b>	Sean O'Donnell, 2nd year
<b>Volunteer Video Coordinator:</b>	Sam Shin
<b>Strength Coach:</b>	Dalton White
<b>Athletic Trainer:</b>	Kimberly Christiansen

## ALPHABETICAL ROSTER

No.	Name	Pos.	Ht.	Wt.	Yr.	Hometown	Previous School
1	Dawson Baker	G	6-4	190	Jr.	Coto De Caza, Calif.	Capistrano Valley HS
23	Emilis Butkus	G/F	6-5	215	Fr.	Vilnius, Lithuania	Internationale Basketball Akademie Muenchen
0	JC Butler	F	6-5	195	R-Sr.	Racine, Wisc.	The Prairie School
33	Eli Chol	F/C	6-11	175	Fr.	Cumming, Ga.	Forsyth Central HS
3	Pierre Crockrell II	G	6-0	180	Sr.	Tacoma, Wash.	Prolific Prep (Pacific)
22	DJ Davis	G	6-1	170	Jr.	Moreno Valley, Calif.	Riverside Poly HS
4	Andre Henry	G	6-4	180	Jr.	La Canada-Flintridge, Calif.	St. Francis HS
2	Justin Hohn	G	6-2	185	R-Jr.	Sioux Falls, South Dakota	Tea HS
5	Chazz Hutchison	F	6-9	215	Jr.	Mission Viejo, Calif.	Mission Viejo HS (Fullerton College)
31	Dean Keeler	F	6-11	240	Sr.	Westminster, Calif.	Marina HS
15	Bent Leuchten	C	7-0	258	So.	Karlsfeld, Bavaria, Germany	Josef-Effner-Gymnasium
43	Akiva-McBirney-Griffin	F	6-9	220	R-Fr.	Hamilton, New Zealand	St. John's College, Hamilton
21	Langston Redfield	G	6-3	185	So.	Mission Viejo, Calif.	Capistrano Valley HS
11	Devin Tillis	F	6-6	210	R-So.	Los Angeles, Calif.	Windward HS (UNLV)
10	Ofure Ujadughele	G	6-5	210	R-Jr.	Long Beach, Calif.	Chino Hills HS
13	Hayden Welling	F	6-8	210	Fr.	Draper, Utah	Corner Canyon HS



# HEAD COACH RUSSELL TURNER

13th Season at UC Irvine; 13th overall

Overall record: 242-158

Record at UC Irvine: Same

Russell Turner, the winningest coach in UCI history, concluded his 12th season at the helm in 2021-22. Turner has guided the Anteaters to 242 wins, averaging over 20 wins a season.

Turner who enters his 13th season as head coach at UC Irvine in 2022-23, has led the 'Eaters to six postseason appearances (2013 CIT, 2014 NIT, 2015 NCAA, 2016 CIT, 2017 NIT and 2019 NCAA).

Turner became the only coach in UCI history to amass 200 wins. He has been named the Big West Coach of the Year four times in his career and has led the 'Eaters to Big West regular season titles in five of the last eight seasons.

On the national stage, Turner has been named a finalist for the Skip Prosser Man of the Year award in 2017 & 2020, and the Hugh Durham Award in 2019 & 2020. Bracketbusters.com also named him one of the Top-10 Big West Coaches of the Century.

UCI's 2020-21 team was the second youngest in the country, and Turner led the Anteaters to a Big West Tournament final for the fourth-consecutive season. He is one of only seven coaches in Big West history to reach over 200 wins and currently ranks fifth all-time on the Big West career wins list.

In 2019-20, Turner led the Anteaters to their second-straight Big West regular season outright title, marking the first time in UCI history the 'Eaters won back-to-back outright titles. UCI entered the Big West Tournament as the No. 1 seed before its cancelation.

He led UCI to a record-breaking 2018-19 season as the Anteaters broke school records in overall wins (31), longest winning streak (17 games) and tied a program best 15-1 mark in Big West play. Turner guided the Anteaters to their second Big West Conference Tournament title and second NCAA Tournament appearance. UCI won its first-ever NCAA Tournament game defeating fourth-seeded Kansas State 70-64. He also helped Jonathan Galloway become the Big West's first-ever three time Defensive Player of the Year recipient. Turner was named the Big West Coach of the Year.

In 2017-18, he guided the Anteaters to their sixth-straight winning season with an 18-17 overall record and second-straight Big West Tournament final. He upped his career win total to 157 becoming the third coach in UC Irvine history to eclipse 150 wins in a career.

He was named Big West Conference Coach of the Year in 2017 after leading the Anteaters to their third regular-season league title in the last four years.

In 2016, Turner led UCI to a 28-10 record, which at the time, set school records for overall victories, non-conference wins (15), and road victories (13).

In 2015, he led UCI to the program's first NCAA Division I Tournament berth as the Anteaters won the Big West Conference Tournament for the first time in school history. UCI took three-time national champion Louisville to the wire in the NCAA Second round, falling 57-55.

Turner was named 2014 Big West Conference Coach of the Year and NABC District 9 Coach of the Year after leading the Anteaters to their first league regular-season title in 12 years and a second consecutive 20-win season.

He guided the 'Eaters to a 23-12 overall record in 2013-14 and a 13-3 mark in Big West play. Five of his players received Big West postseason recognition.

Turner was named UC Irvine's head coach April 9, 2010, after serving the previous six seasons as an assistant coach for the Golden State Warriors of the National Basketball Association following positions at Stanford University and Wake Forest University.

Turner also served as a coach for the Warriors' summer-league entry in Las Vegas for five seasons. He has been an active participant in the NBA's international outreach camps, including Basketball without Borders, representing the league in Turkey, China and Lithuania. BWB is a program that uses basketball to create positive social change in education, health and wellness.

Turner was a member of Mike Montgomery's Stanford University staff from 2000-04 when the Cardinal had a combined overall record of 105-24 (.814), including 59-13 (.819) in Pac-10 play. Stanford won Pac-10 regular-season titles in 2001 and 2004, was ranked No. 1 in the polls both seasons, and advanced to the NCAA tournament each of Turner's four years, including the West Regional final in 2001.

The list of players he worked with at Stanford includes All-Americans Josh Childress, Casey Jacobsen, Jarron Collins and Jason Collins. Prior to Stanford, Turner worked under Dave Odom as an assistant at Wake Forest University from 1994-2000.

The Demon Deacons won 161 games in those six seasons, advancing to the NCAA tournament three times, including the Midwest Regional final in 1996. Tim Duncan was a three-time All-American during Turner's tenure at Wake Forest.

Turner's first coaching position was as an assistant at his alma mater, Hampden-Sydney (Va.) College in 1993-94.

As a player at Hampden-Sydney, Turner was a two-time All-American (1991 & 1992) and set the school's career scoring record of 2,272 points. He was a member of Hampden-Sydney's first two NCAA tournament teams and was inducted into Hampden-Sydney's Athletic Hall of Fame in 2002.

He graduated magna cum laude in 1992 with a B.A. in English and economics, and earned numerous academic honors including election into Phi Beta Kappa.

Turner is a native of Roanoke, Va. He and his wife, Elizabeth, a physician, have two children, Devlin and Darius.

Year	School	Overall Record	Conf. Finish	Big West Tournament	Post Season
2010-11	UC Irvine	13-19 (.406)	6-10 (.375) 8th	Quarterfinals	-
2011-12	UC Irvine	12-20 (.375)	6-10 (.375) 7th	Semifinals	-
2012-13	UC Irvine	21-16 (.568)	11-7 (.611) 4th	Championship	CIT 2nd Round
2013-14	UC Irvine	23-12 (.657)	13-3 (.812) 1st	Semifinals	NIT 1st Round
2014-15	UC Irvine	21-13 (.618)	11-5 (.688) 3rd	Championship	NCAA 1st Round
2015-16	UC Irvine	29-10 (.744)	13-3 (.812) T-1st	Semifinals	CIT Championship Game
2016-17	UC Irvine	21-15 (.583)	12-4 (.750) 1st	Championship	NIT 1st Round
2017-18	UC Irvine	18-17 (.514)	11-5 (.688) 3rd	Championship	-
2018-19	UC Irvine	31-6 (.838)	15-1 (.937) 1st	Champions	NCAA 2nd Round
2019-20	UC Irvine	21-11 (.656)	13-3 (.813) 1st	N/A	N/A
2020-21	UC Irvine	18-9 (.667)	10-4 (.714) 2nd	Championship	-
2021-22	UC Irvine	15-10 (.600)	9-5 (.643) 4th	Quarterfinals	-
<b>12 Years</b>	-	<b>242-158 (.605)</b>	<b>130-60 (.684)</b>	-	-















# UC IRVINE MEN'S BASKETBALL



## #13 HAYDEN WELLING

Freshman  
Forward | 6-8  
Draper, Utah  
Corner Canyon HS

- Utah State Champion (2019)
- Utah State Tournament MVP (2019)
- First Team All-State (2019)
- Third Team All-State (2018)
- Two-time All-Region selection (2018, 2019)
- Utah State Runner-Up (2018)
- Averaged 17.4 points, 7.6 rebounds, 1.2 assists and 0.5 steals per game as a senior
- Recorded 890 career points and 353 career rebounds

### SEASON/CAREER HIGHS

	2022-23 Season	Career
Points	6, vs. Life Pacific (11/21/22)	6, vs. Life Pacific (11/21/22)
Rebounds	4, vs. Life Pacific (11/21/22)	4, vs. Life Pacific (11/21/22)
Assists		
Steals		
Blocks		
FG Made	2, vs. Life Pacific (11/21/22)	2, vs. Life Pacific (11/21/22)
FG Att.	4, vs. Life Pacific (11/21/22)	4, vs. Life Pacific (11/21/22)
3FG Made		
3FG Att.		
FT Made	2, vs. Life Pacific (11/21/22)	2, vs. Life Pacific (11/21/22)
FT Att.	4, vs. Life Pacific (11/21/22)	4, vs. Life Pacific (11/21/22)

### WELLING'S CAREER STATISTICS

Year	GM-GS	MIN-AVG	FG-A	PCT	3FG-A	PCT	FT-A	PCT	TP	PPG
2022-23	4-0	15:3.7	3-5	.600	0-0	.000	2-4	.500	8	2.0
<b>TOTALS</b>	<b>4-0</b>	<b>15:3.7</b>	<b>3-5</b>	<b>.600</b>	<b>0-0</b>	<b>.000</b>	<b>2-4</b>	<b>.500</b>	<b>8</b>	<b>2.0</b>

Year	GM-GS	OR	DR	TR	RPG	PF-DQ	A	TO	BLK	STL
2022-23	4-0	2	3	5	1.3	2-0	0	1	0	0
<b>TOTALS</b>	<b>4-0</b>	<b>2</b>	<b>3</b>	<b>5</b>	<b>1.3</b>	<b>2-0</b>	<b>0</b>	<b>1</b>	<b>0</b>	<b>0</b>



## #23 EMILIS BUTKUS

Freshman  
Guard/Forward | 6-5  
Vilnius, Lithuania  
Internationale Basketball Akademie Muenchen

- U18 European Challengers
- U16 European Championship (2018, 2019)
- U15 Lithuanian Champion
- U14 Lithuanian Champion
- Two-time U13 Lithuanian Champion

### SEASON/CAREER HIGHS

	2022-23 Season	Career
Points	7, vs. Life Pacific (11/21/22)	7, vs. Life Pacific (11/21/22)
Rebounds	5, vs. Life Pacific (11/21/22)	5, vs. Life Pacific (11/21/22)
Assists	1, vs. Life Pacific (11/21/22)	1, vs. Life Pacific (11/21/22)
Steals	3, vs. Life Pacific (11/21/22)	3, vs. Life Pacific (11/21/22)
Blocks		
FG Made	3, vs. Life Pacific (11/21/22)	3, vs. Life Pacific (11/21/22)
FG Att.	7, vs. Life Pacific (11/21/22)	7, vs. Life Pacific (11/21/22)
3FG Made	1, vs. Life Pacific (11/21/22)	1, vs. Life Pacific (11/21/22)
3FG Att.	3, vs. Life Pacific (11/21/22)	3, vs. Life Pacific (11/21/22)
FT Made	2, vs. Chapman (11/07/22)	2, vs. Chapman (11/07/22)
FT Att.	2, Twice (last vs. Nicholls, 11/26/22)	2, Twice (last vs. Nicholls, 11/26/22)

### BUTKUS' CAREER STATISTICS

Year	GM-GS	MIN-AVG	FG-A	PCT	3FG-A	PCT	FT-A	PCT	TP	PPG
2022-23	5-0	21:4.3	4-9	.444	1-4	.250	3-4	0.750	12	2.4
<b>TOTALS</b>	<b>5-0</b>	<b>21:4.3</b>	<b>4-9</b>	<b>.444</b>	<b>1-4</b>	<b>.250</b>	<b>3-4</b>	<b>0.750</b>	<b>12</b>	<b>2.4</b>

Year	GM-GS	OR	DR	TR	RPG	PF-DQ	A	TO	BLK	STL
2022-23	5-0	3	5	8	1.6	0-0	1	2	0	4
<b>TOTALS</b>	<b>5-0</b>	<b>3</b>	<b>5</b>	<b>8</b>	<b>1.6</b>	<b>0-0</b>	<b>1</b>	<b>2</b>	<b>0</b>	<b>4</b>



## #33 ELI CHOL

Freshman  
Forward/Center | 6-11  
Cumming, Ga.  
Forsyth Central HS

- Two-time Region 6-7A All-Region Team selection
- Averaged 19.3 ppg, 7.4 rpg, 1.5 apg, and 5.4 blocks per game as a senior
- Lettered in football, basketball, and track

### SEASON/CAREER HIGHS

	2022-23 Season	Career
Points	6, vs. Life Pacific (11/21/22)	6, vs. Life Pacific (11/21/22)
Rebounds	6, vs. Chapman (11/07/22)	6, vs. Chapman (11/07/22)
Assists	2, vs. Chapman (11/07/22)	2, vs. Chapman (11/07/22)
Steals		
Blocks	4, vs. Chapman (11/07/22)	4, vs. Chapman (11/07/22)
FG Made	3, vs. Life Pacific (11/21/22)	3, vs. Life Pacific (11/21/22)
FG Att.	6, vs. Chapman (11/07/22)	6, vs. Chapman (11/07/22)
3FG Made		
3FG Att.		
FT Made		
FT Att.		

### CHOL'S CAREER STATISTICS

Year	GM-GS	MIN-AVG	FG-A	PCT	3FG-A	PCT	FT-A	PCT	TP	PPG
2022-23	5-0	24:4.8	3-9	.333	0-0	.000	0-0	.000	6	1.2
<b>TOTALS</b>	<b>5-0</b>	<b>24:4.8</b>	<b>3-9</b>	<b>.333</b>	<b>0-0</b>	<b>.000</b>	<b>0-0</b>	<b>.000</b>	<b>6</b>	<b>1.2</b>

Year	GM-GS	OR	DR	TR	RPG	PF-DQ	A	TO	BLK	STL
2022-23	5-0	1	6	7	1.4	2-0	2	1	4	0
<b>TOTALS</b>	<b>5-0</b>	<b>1</b>	<b>6</b>	<b>7</b>	<b>1.4</b>	<b>2-0</b>	<b>2</b>	<b>1</b>	<b>4</b>	<b>0</b>



## #21 LANGSTON REDFIELD

Sophomore  
Guard | 6-3  
Mission Viejo, Calif.  
Capistrano Valley HS

- Will be using a redshirt season

### REDFIELD'S CAREER STATISTICS

Year	GM-GS	MIN-AVG	FG-A	PCT	3FG-A	PCT	FT-A	PCT	TP	PPG
2021-22	22-0	19:6-8.9	11-27	.407	3-9	.333	1-2	.500	26	1.2
<b>TOTALS</b>	<b>22-0</b>	<b>19:6-8.9</b>	<b>11-27</b>	<b>.407</b>	<b>3-9</b>	<b>.333</b>	<b>1-2</b>	<b>.500</b>	<b>26</b>	<b>1.2</b>

Year	GM-GS	OR	DR	TR	RPG	PF-DQ	A	TO	BLK	STL
2021-22	22-0	5	12	17	0.8	9-0	12	9	0	6
<b>TOTALS</b>	<b>22-0</b>	<b>5</b>	<b>12</b>	<b>17</b>	<b>0.8</b>	<b>9-0</b>	<b>12</b>	<b>9</b>	<b>0</b>	<b>6</b>



# UC IRVINE MEN'S BASKETBALL

## 2022-23 Points-Rebounds-Assists

		#0	#1	#2	#3	#4	#5	#10	#11	#13	#15	#21	#22	#23	#31	#33	#43
		Butler	Baker	Hohn	Crockrell	Henry	Hutchison	Ujadughele	Tillis	Welling	Leuchten	Redfield	Davis	Butkus	Keeler	Chol	McBirney-Griffin
Nov. 7	Chapman	10-2-0	14-4-1	12-3-4	5-2-6	4-5-3	4-5-0	6-7-0	14-0-2	0-0-0	4-5-2	0-0-0	10-1-2	2-1-0	8-2-0	0-6-2	3-3-2
Nov. 11	at Oregon	6-5-0	11-3-0	3-1-1	4-0-5	5-5-2	2-1-0	2-4-0	6-2-0	0-0-0	5-6-3	0-0-0	24-2-3	0-0-0	1-4-0	0-0-0	0-0-0
Nov. 15	LMU	4-2-0	19-1-3	5-1-2	2-2-4	6-3-1	0-2-0	2-1-1	4-6-0	0-0-0	20-4-2	0-0-0	15-2-2	0-0-0	2-4-0	0-0-0	0-0-0
Nov. 19	at Pepperdine	2-2-0	12-3-0	6-1-2	6-1-4	0-1-0	2-6-0	0-1-0	7-9-1	0-0-0	9-14-1	0-0-0	7-5-1	0-0-0	4-3-1	0-0-0	0-0-0
Nov. 21	Life Pacific	10-3-3	6-1-0	6-4-4	6-7-6	14-5-5	10-9-1	9-3-2	10-3-3	6-4-0	10-4-1	0-0-0	6-2-3	7-5-1	4-2-0	6-1-0	6-1-0
Nov. 25	vs. Nicholls State <sup>^</sup>	4-2-0	13-3-1	12-4-4	4-3-9	11-6-0	2-0-0	2-4-2	0-6-1	2-1-0	8-12-0	0-0-0	18-1-1	1-2-0	5-3-2	0-0-0	1-3-0
Nov. 26	vs. New Mexico St <sup>^</sup>	5-0-0	19-4-1	16-2-0	8-0-5	0-1-1	1-2-1	0-3-2	3-7-0	0-0-0	0-6-0	0-0-0	25-0-0	2-0-0	6-10-2	0-0-0	0-0-0
Nov. 29	at San Diego State																
Dec. 3	Fresno State																
Dec. 10	at South Dakora																
Dec. 15	at Santa Clara																
Dec. 20	Harvard																
Dec. 31	at CSU Bakersfield*																
Jan. 5	at UC Davis*																
Jan. 7	Long Beach State*																
Jan. 11	Cal State Fullerton*																
Jan. 14	at CSUN*																
Jan. 16	UC Santa Barbara*																
Jan. 19	Hawai'i*																
Jan. 26	at Cal State Fullerton*																
Jan. 28	CSUN*																
Feb. 2	at UC San Diego*																
Feb. 4	at Long Beach State*																
Feb. 9	Cal Poly*																
Feb. 11	UC Riverside*																
Feb. 15	at UC Santa Barbara*																
Feb. 18	UC Davis*																
Feb. 20	at Cal Poly*																
Feb. 23	UC San Diego*																
Feb. 25	at Hawai'i*																
March 2	at UC Riverside*																
March 4	CSU Bakersfield*																

\* Big West Conference game

<sup>^</sup> Las Vegas Holiday Classic

# UC IRVINE MEN'S BASKETBALL

## 2022-23 Specialty Stats

Date	Opponent	Result	UCI		Opponent		Ties	LC	Paint		Off TOs		2nd Ch.		Bench	
			Biggest Lead	Biggest Lead	UCI	OPP			UCI	OPP	UCI	OPP	UCI	OPP		
Nov. 7	Chapman	W	51	0	1	0	0	58	20	30	11	22	4	49	10	
Nov. 11	at Oregon	W	27	1	3	2	2	20	24	25	10	11	8	19	20	
Nov. 15	Loyola Marymount	W	22	6	2	2	2	30	38	16	9	11	4	19	17	
Nov. 19	at Pepperdine	L	15	9	3	3	3	28	16	7	12	13	1	14	22	
Nov. 21	Life Pacific	W	62	4	1	2	2	82	14	28	9	20	4	78	12	
Nov. 25	vs. Nicholls State^	W	30	2	5	5	5	38	30	9	14	16	5	40	19	
Nov. 26	vs. New Mexico St.^	W	21	0	0	0	0	20	20	15	8	13	11	30	32	
Nov. 29	at San Diego State															
Dec. 3	Fresno State															
Dec. 10	at South Dakota															
Dec. 15	at Santa Clara															
Dec. 20	Harvard															
Dec. 31	at CSU Bakersfield*															
Jan. 5	at UC Davis*															
Jan. 7	Long Beach State*															
Jan. 11	Cal State Fullerton*															
Jan. 14	at CSUN*															
Jan. 16	UC Santa Barbara*															
Jan. 19	Hawai'i*															
Jan. 26	at Cal State Fullerton*															
Jan. 28	CSUN*															
Feb. 2	at UC San Diego*															
Feb. 4	at Long Beach State*															
Feb. 9	Cal Poly*															
Feb. 11	UC Riverside*															
Feb. 15	at UC Santa Barbara*															
Feb. 18	UC Davis*															
Feb. 20	at Cal Poly*															
Feb. 23	UC San Diego*															
Feb. 25	at Hawai'i*															
March 2	at UC Riverside*															
March 4	CSU Bakersfield*															

\* Big West Conference game

^ Las Vegas Holiday Classic

# UC IRVINE MEN'S BASKETBALL

## 2022-23 Starting Lineups

Date	Opponent	Result	Forward	Forward/Center	Guard	Guard	Guard
Nov. 7	Chapman	W, 96-50	Tillis	Leuchten	Baker	Crockrell II	Davis
Nov. 11	at Oregon	W, 69-56	Tillis	Leuchten	Baker	Crockrell II	Davis
Nov. 15	Loyola Marymount	W, 79-64	Tillis	Leuchten	Baker	Crockrell II	Davis
Nov. 19	at Pepperdine	L, 55-64	Tillis	Leuchten	Baker	Crockrell II	Davis
Nov. 21	Life Pacific	W, 116-54	Tillis	Leuchten	Baker	Crockrell II	Davis
Nov. 25	vs. Nicholls State <sup>^</sup>	W, 83-56	Tillis	Leuchten	Baker	Crockrell II	Davis
Nov. 26	vs. New Mexico St. <sup>^</sup>	W, 85-68	Tillis	Leuchten	Baker	Crockrell II	Davis
Nov. 29	at San Diego State						
Dec. 3	Fresno State						
Dec. 10	at South Dakota						
Dec. 15	at Santa Clara						
Dec. 20	Harvard						
Dec. 31	at CSU Bakersfield*						
Jan. 5	at UC Davis*						
Jan. 7	Long Beach State*						
Jan. 11	Cal State Fullerton*						
Jan. 14	at CSUN*						
Jan. 16	UC Santa Barbara*						
Jan. 19	Hawai'i*						
Jan. 26	at Cal State Fullerton*						
Jan. 28	CSUN*						
Feb. 2	at UC San Diego*						
Feb. 4	at Long Beach State*						
Feb. 9	Cal Poly*						
Feb. 11	UC Riverside*						
Feb. 15	at UC Santa Barbara*						
Feb. 18	UC Davis*						
Feb. 20	at Cal Poly*						
Feb. 23	UC San Diego*						
Feb. 25	at Hawai'i*						
March 2	at UC Riverside*						
March 4	CSU Bakersfield*						

\* Big West Conference game

<sup>^</sup> Las Vegas Holiday Classic