

Game No. 8



Saint Mary's (6-4) at  
San Diego State (4-3)

**Tuesday, Dec. 14, 2004**

**7:05 p.m. PST (approximate)**

**Cox Arena (12,414)**

**San Diego, Calif.**

► **Television**

There is no live television coverage for this game. This marks the last San Diego State regular season game that will not appear on television this season.

► **Radio**

XPRS-1090 AM, San Diego (The Mighty 1090). Ted Leitner (play-by-play), John Kentera (analysis) and Dave Marcus (producer).

► **Live Stats**

Live stats can be found on San Diego State's home page at goaztecs.com.

► **Series**

This is the fifth meeting between the teams, with the series tied at two wins apiece. Both teams have split two home games in the series. Last season, Saint Mary's claimed an 80-66 decision on Jan. 6 in Moraga.

► **Up Next**

San Diego State celebrates the end of finals week with a Saturday game at Loyola Marymount. Game time is set for 7:05 p.m. and the game will be televised by Channel 4 San Diego. It will be the 56th meeting between the teams, with the Aztecs owning a 30-25 series lead. SDSU is 7-16 all-time at LMU.

# Aztec Basketball

SAN DIEGO STATE GAME NOTES ♦ vs. SAINT MARY'S ♦ TUE., DEC. 14 ♦ COX ARENA AT AZTEC BOWL

## Aztecs Continue California Challenge; Take a Break from Finals to Conclude a Two-Game Homestand Against Saint Mary's on Tuesday Night at Cox Arena

San Diego State (4-3) takes a break from final examinations for a Tuesday night game against Saint Mary's (6-4) at Cox Arena. Game time is set for 7:05 p.m.

There is no live television coverage for the contest, marking the final regular-season game that will not appear on TV this season. The final 19 regular season games plus all Mountain West Conference Championship games will be televised. The game can be heard on XPRS-1090 AM (The Mighty 1090).

San Diego State will be looking to snap a two-game losing streak after a disappointing 60-57 loss to California on Saturday in the inaugural San Diego SLAM presented by PerfectWave Technologies. The Aztecs used a 12-3 run to close within a point at 48-47 with 5:55 to play but were unable to pull out the victory. San Diego State shot just 35.0 percent from the field and was outrebounded 37-30 in the contest.

Sophomore forward Marcus Slaughter, who leads the Mountain West Conference in scoring, had game-highs with 18 points and nine rebounds. Sophomore guard Brandon Heath added 14 points for SDSU as the non-seniors accounted for 55 of the Aztecs' 57 points.

Saint Mary's is 6-4 this season, making an impressive run into the semifinals of the Coaches vs. Cancer Classic. The Gaels, ranked 75th in the RPI as of Monday, have losses to nationally-ranked opponents Mississippi State and Memphis (at Madison Square Garden in New York City), an eight-point loss at Rutgers and a seven-point loss to undefeated Hawai'i last Saturday.

Tuesday will mark just the fifth time the teams have played, with the series knotted at two wins apiece. Each team owns a 1-1 record as the home team. Last season, the Gaels connected on 20 of 23 free throws after intermission en route to an 80-66 win. The Aztecs outscored Saint Mary's from the field, 54-53, but were unable to overcome a 27-12 scoring disadvantage at the free throw line. Guard E.J. Rowland led four Saint Mary's players in double figures with 17 points, while forward Chris Walton had a team-high 13 points for SDSU.

This is the second of four consecutive games against teams from the state of California for the Aztecs. San Diego State is 3-2 currently against the Golden State, playing a total of eight of its first 10 games against teams from the state.

San Diego State is 17-3 in its last 20 December home games with losses to top-ranked Arizona (89-81 on Dec. 7, 2002), Washington (92-81 on Dec. 27, 2003) and California (60-57 on Dec. 11, 2004). That gives the Aztecs a 17-game home court winning streak during the month against non-Pac-10 teams. The Aztecs have not dropped consecutive December home games since 1998, going 28 straight home games in the final month of the calendar year without dropping consecutive home contests. San Diego State is 6-1 in its last seven December home games against teams from the state of California, with the lone loss coming last Saturday against the Golden Bears.

The schedule does not get any easier for San Diego State, as beginning Tuesday, three (Saint Mary's, Iowa State and Providence) of the Aztecs' next five opponents are ranked among the top 75 of the RPI and this is the third of seven (Washington, California, Saint Mary's, Loyola Marymount, Cal State Fullerton, Iowa State and Providence) consecutive games against teams that currently have a record of .500 or better.

## Inside...

■ San Diego State looks to extend a 17-game home court winning streak during the month of December against non-Pac-10 schools.  
► *Aztecs Continue California Challenge, Page 1*

■ San Diego State is 5-2 in Cox Arena against teams from the West Coast Conference and have won four straight home games against the WCC.  
► *San Diego State vs. Saint Mary's: The Series, Page 3*

■ Brandon Heath has 529 career points in just 37 games. He has recorded a steal in nine straight games and has a three-point field goal in eight consecutive contests.  
► *Heath Bio, Page 7*

■ Travis Hanour played 15 minutes against California marking his longest stint since playing 26 vs. Colorado State on Feb. 1, 2003.  
► *Hanour Bio, Page 9*

■ After failing to score in double figures in three consecutive games all of last season, Marcus Slaughter has scored 10+ points in all seven games this season.  
► *Slaughter Bio, Page 17*

## Aztecs At-A-Glance (4-3 Overall | 0-0 MWC)

No.	Name (Career G/GS)	Pos.	Ht.	Wt.	Cl.	PPG	RPG	Misc.	Note	* - Indicates walk-on; ► - Probable Starters
0	Tommy Johnson (84/18)	G	6-3	186	Sr.	0.6	0.6	0.4 apg	Ranks 26th on the school's career 3FG chart (39); 84 career games	
1	► Brandon Heath (37/33)	G	6-3	183	So.	16.6	3.7	4.1 apg	Double figures in 6 of last 7; 22-24 FTs; 11 career 20+ scoring gms.	
2	Wesley Stokes (99/49)	G	6-0	167	Sr.	---	---	---	Not on the active roster; SDSU is 11-4 when he has 20+ pts., rebs., ast.	
3	Chris Walton (92/33)	F	6-8	234	Sr.	0.0	1.0	1.0 apg	String of 31 straight games and 18 consecutive starts snapped vs. Monmouth	
5	Travis Hanour (40/8)	G	6-6	202	Sr.	0.0	1.5	1.0 apg	Played 15 minutes vs. California, most PT since 26 min vs. CSU (2/1/03)	
10	Shawn Weinstein * (2/0)	G	6-0	188	Fr.	0.0	0.0	2 GP	A redshirt last season, he saw action in both exhibition games	
11	Tyler Smith * (6/0)	G	6-2	208	Fr.	1.2	1.2	1.3 apg	Made 2 of his 6 3FGAs; Averages 12.2 mpg; Avg. 4.4 assists per 40 min.	
15	► John Sharper (64/12)	G	6-0	195	Jr.	8.6	1.3	47.6 3FGs	42.6 career 3FG pct; Averages one TO every 20.8 min. for his career	
20	Trimaïne Davis (48/0)	F	6-8	233	Jr.	2.9	1.9	66.7 FGs	Matched his career-high with nine points against UCSD; Avg. 11.6 mpg	
21	Matt Thomas (7/0)	G	6-3	191	Fr.	6.1	3.1	2.4 apg	Scored career-high 14 pts. at Wash.; Has a point, reb., ast. in all 7 gms.	
24	Tim McGrath (0/0)	F	6-5	182	Fr.	---	---	---	REDSHIRT CANDIDATE. High jumped 6-10 in high school.	
30	Chris Lamb (0/0)	F	6-9	205	Fr.	---	---	---	REDSHIRT CANDIDATE. Grew nine inches during his prep career	
31	Jared Ines * (5/0)	F	6-7	234	Sr.	1.6	0.0	5 GP	Hard working senior with great strength for his size; 6 pts. vs. UCSD	
33	► Chris Manker (82/11)	C	7-0	225	Sr.	12.3	3.7	1.9 apg	51 career treys; Aztecs are 9-2 when he blocks a shot and 6-2 when he starts	
42	► Marcus Slaughter (37/25)	F	6-8	223	So.	20.1	8.4	1.4 apg	10+ pts in 7 straight gms. for 1st time in career; 2 double-doubles this yr.	
50	► Mohamed Camara (7/7)	C	6-10	265	Jr.	3.4	5.6	45.8 FGs	Speaks six languages; Averages 9.6 rebounds per 40 minutes	

**Head Coach:** Steve Fisher (Illinois State, 1967) • 258-164 (14th full season overall) • 74-82 (sixth season at SDSU)  
**Assistant Head Coach:** Brian Dutcher (Minnesota, 1982) **Assistant Coaches:** Gregg Gottlieb (UCLA, 1995), Mark Hughes (Michigan, 1989)  
**Director of Operations:** Mark Fisher (Michigan, 2001) **Athletic Trainer:** Mark Haines (Metropolitan State College, 1987)

# Schedule/Results

Date	Opponent (Television)	Time/Result	Note	Record	RPI	Sagarin
N.19	UC Santa Barbara (Ch. 4 San Diego)	ot-L, 72-80	▶ Aztecs overcome 10-point deficit to force OT but can't overcome 38.8 FG pct.	1-4	222	224
N.22	Monmouth (Ch. 4 San Diego)	W, 69-65	▶ SDSU rallies from 18 points to win; Aztecs enjoy 41-20 rebound advantage	1-6	270	260
N.27	UC San Diego	W, 86-51	▶ Manker and Slaughter combine for 43 points; Aztecs force 27 TOs and shoot 60.4 pct.	3-3	---	---
D.1	San Diego (Ch. 4 San Diego)	W, 83-63	▶ SDSU shoots 53.6 percent has 38-24 rebound margin; Heath (26 pts.), Manker (22 pts.)	3-5	300	288
D.4	at UC Santa Barbara	W, 73-55	▶ Aztecs connect on 12-of-20 3FGs and have 60.0 FG pct.; SDSU led by 36 in 2nd half	1-4	222	224
D.7	at No. 16/21 Washington	L, 69-98	▶ Washington scores first eight points and leads wire-to-wire; Thomas career-high 14 pts.	7-1	7	5

## San Diego SLAM Presented By PerfectWave Technologies (Cox Arena, San Diego, Calif.)

D.11	Southern California vs. San Diego	USC, 87-75				
D.11	California (Ch. 4 San Diego)	L, 57-60	▶ SDSU shoots 35.0 percent and is outrebounded 37-30; Slaughter: 18 pts., 9 rebs.	5-3	144	153
<b>D.14</b>	<b>SAINT MARY'S</b>	<b>7:05 p.m. PST</b>	<b>▶ Loss to Gaels last season was the worst non-conference loss since Illinois in '02</b>	<b>6-4</b>	<b>75</b>	<b>118</b>
D.18	at Loyola Marymount (Ch. 4 San Diego)	7:05 p.m. PST	▶ San Diego State broke 30-game road losing streak here on Jan. 6, 2001	5-2	156	95
D.21	CAL ST. FULLERTON (Ch. 4 San Diego)	7:05 p.m. PST	▶ Titans have won the last four games in the series, two in overtime	3-2	281	196
D.28	at Iowa State (Cyclone Television Network)	7:00 p.m. CST	▶ Iowa State is 20-1 in its last 21 regular-season home games at Hilton Coliseum	5-2	48	57
D.31	PROVIDENCE (Ch. 4 San Diego)	2:05 p.m. PST	▶ Aztecs last game against a Big East team was on Dec. 28, 1989	5-4	46	134
J.3	SOUTH DAKOTA ST. (Ch. 4 San Diego)	7:05 p.m. PST	▶ The Jacks are 118-36 (76.6 percent) since the 2000-01 season	1-7	---	237
J.8	*at Brigham Young (SportsWest)	7:05 p.m. MST	▶ San Diego State opens MWC play on the road for the third time in four years	2-6	257	270
J.15	*at UNLV (SportsWest)	7:30 p.m. PST	▶ The two meetings last season were decided by a total of eight points	3-3	85	90
J.22	*WYOMING (SportsWest)	7:05 p.m. PST	▶ Aztecs have won five of the last six meetings between the teams	4-3	107	126
J.24	*COLORADO STATE (ESPN)	9:00 p.m. PST	▶ SDSU is 4-3 in its last seven games versus Colorado State	5-3	274	163
J.29	*at Air Force (Ch. 4 San Diego)	4:05 p.m. MST	▶ Aztecs have left Clune with victories in two of their last four visits	6-3	129	150
J.31	*at New Mexico (SportsWest)	7:00 p.m. MST	▶ Last six meetings have resulted in four Aztec victories	9-1	90	53
F.5	*UTAH (Ch. 4 San Diego)	7:05 p.m. PST	▶ First meeting in 2005 for teams that met three times in the 03-04 season	5-3	87	123
F.7	*BRIGHAM YOUNG (SportsWest)	7:05 p.m. PST	▶ SDSU has defeated Brigham Young twice in the last three meetings at Cox Arena	2-6	257	270
F.12	*UNLV (ESPN+Plus)	Noon PST	▶ Game vs. UNLV in San Diego is broadcast by ESPN+Plus for second straight year	3-3	85	90
F.19	*at Colorado State (Ch. 4 San Diego)	7:00 p.m. MST	▶ Aztecs last won in Fort Collins on Feb. 16, 2002; 2004 game at CSU went 2OTs	5-3	274	163
F.21	*at Wyoming (ESPN)	10:00 p.m. MST	▶ SDSU has won two of its last three games in Laramie	4-3	107	126
F.26	*NEW MEXICO (SportsWest)	7:05 p.m. PST	▶ Aztecs have defeated New Mexico three straight times at Cox Arena	9-1	90	53
F.28	*AIR FORCE (Ch. 4 San Diego)	7:05 p.m. PST	▶ San Diego State is 3-1 in last four "Senior Day" games	6-3	129	50
M.5	*at Utah (ESPN+Plus)	1:00 p.m. MST	▶ Four-point loss at Utah last season was closest for the Aztecs since 1986	5-3	87	123

## Mountain West Conference Basketball Tournament (Pepsi Center, Denver, Colo.)

M.10	Quarterfinal Round	▶ San Diego State tries to repeat 2002 MWC championship run
M.11	Semifinal Round	
M.12	Championship Game	

\* - Indicates Mountain West Conference game. RPI, Sagarin and records are current as of Dec. 13, 2004.

## Contact Information

### ▶ SDSU

**Mike May,**

**Associate MRD/MBB Contact**

Office (619) 594-5547

Cell (619) 957-8372

Home (619) 644-1767

Fax (619) 582-6541

E-Mail mmay@mail.sdsu.edu

Web goaztecs.com

### ▶ Saint Mary's

**Rich Davi,**

**Media Relation Director**

Office (925) 631-4402

Fax (925) 631-4405

E-Mail rdavi@st.marys-ca.edu

Web smcgaels.com

## Aztec Rally Falls Just Short as California Defeats San Diego State 60-57 in Feature Game of Inaugural San Diego SLAM

SAN DIEGO - The Golden Bears limited the Aztecs to 35.0 percent field goal shooting and 4-of-19 on three-point attempts as California claimed a 60-57 victory in the inaugural San Diego SLAM at Cox Arena on Dec. 11.

California never trailed in the final 35:33 of the contest, although the Golden Bear lead was cut to one point with less than six minutes remaining and Matt Thomas missed a three-point field goal at the buzzer that would have forced overtime.

The Golden Bears enjoyed three 10-point leads in the game, the final one coming with 14:22 to play, but the Aztecs went on a 12-3 run to cut the deficit to just one point. Sophomore guard Brandon Heath scored six points during the run and freshman Matt Thomas added four points during the spurt.

On California's next possession, Eric Vierneisel connected on one of the Bears' two three-point field goals on the night to push the advantage to four points and the Aztecs never got closer than three points the rest of the way.

Sophomore forward Marcus Slaughter once again led the Aztecs in scoring with 18 points and added a game-high nine rebounds. Heath added 14 points and junior guard John Sharper chipped in with seven points.

California placed three players in double figures led by DeVon Hardin's 11 points.

The Golden Bears enjoyed a 37-30 rebound advantage, it marked the third consecutive game the Aztecs have been beaten on the boards.

The Aztecs 35.0 percent shooting from the field was its lowest through the first seven games of the season.

## California 60, San Diego State 57

California	MP	FG	3FG	FT	R	F	A	TO	B	S	TP
Benson	*22	3-7	0-0	3-4	5	2	0	2	0	0	9
McGuire	*22	5-9	0-1	0-1	3	1	0	2	0	0	10
Hardin	*23	5-7	0-0	1-2	5	2	0	0	1	0	11
Midgley	*32	2-8	0-6	0-1	2	2	6	3	0	1	4
Kately	*26	5-9	0-1	0-0	8	1	2	1	0	1	10
Panawek	3	0-2	0-1	0-0	0	0	0	0	0	0	0
Vierneisel	22	2-5	2-4	0-0	1	3	0	2	0	0	6
Smith	17	1-3	0-0	0-0	0	2	3	2	1	1	2
Langford	19	1-2	0-0	0-0	5	3	2	1	0	0	2
Paris	14	1-2	0-0	4-6	3	6	2	2	1	0	6
Team					5			0			
<b>Totals</b>	<b>200</b>	<b>25-54</b>	<b>2-13</b>	<b>8-14</b>	<b>37</b>	<b>16</b>	<b>15</b>	<b>15</b>	<b>3</b>	<b>3</b>	<b>60</b>

SDSU	MP	FG	3FG	FT	R	F	A	TO	B	S	TP
Manker	*24	0-6	0-4	2-2	1	1	3	1	0	1	2
Slaughter	*39	8-20	1-4	1-2	9	3	1	2	1	2	18
Camara	*26	3-9	0-0	0-0	7	1	0	2	0	1	6
Heath	*32	4-9	2-5	4-4	3	0	2	5	0	2	14
Sharper	*33	2-6	1-3	2-2	3	3	1	1	0	1	7
Johnson	1	0-0	0-0	0-0	0	0	0	0	0	0	0
Hanour	15	0-3	0-2	0-0	3	2	1	1	1	2	0
Davis	15	2-2	0-0	0-1	1	2	0	0	0	1	4
Thomas	16	2-5	0-1	2-2	2	3	1	2	0	2	6
Team					1			0			
<b>Totals</b>	<b>200</b>	<b>21-60</b>	<b>4-19</b>	<b>11-13</b>	<b>30</b>	<b>15</b>	<b>9</b>	<b>14</b>	<b>2</b>	<b>12</b>	<b>57</b>

**Halftime:** California 37, San Diego State 29. **FG %:** California 46.3, San Diego State 35.0. **3FG%:** San Diego State 21.1, California 15.4. **FT%:** San Diego State 84.6, California 57.1. **Officials:** David Hall, Verne Harris, Randy McCall. **Technical:** Rod Benson. **Attendance:** 8,978

## Mountain West

### Standings

School	MWC		Overall	
	W	L	W	L
New Mexico	0	0	9	1
Air Force	0	0	6	3
CSU	0	0	5	3
Utah	0	0	5	3
SDSU	0	0	4	3
Wyoming	0	0	4	3
UNLV	0	0	3	3
BYU	0	0	2	6

### Schedule and Results

#### Saturday, December 4

at USC 87, Brigham Young 82  
 at Colorado State 72, Drake 62  
 New Mexico 84, at New Mexico St. 66  
**San Diego State 73, at UCSB 55**  
 at Nevada 84, UNLV 78  
 at Utah State 71, Utah 45  
 Wyoming 71, Montana State 70

#### Monday, December 6

at Air Force 59, Colorado College 30

#### Tuesday, December 7

at Colorado St. 78, Montana St. 53  
**at Washington 98, SDSU 69**  
 at Dayton 62, Wyoming 57

#### Wednesday, December 8

at Brigham Young 90, Boise State 77  
 at Pepperdine 86, UNLV 78  
 at Utah 98, Western Montana 63

#### Thursday, December 9

at New Mexico 86, No. Colorado 52

#### Saturday, December 11

Georgia Tech 64, Air Force 42  
 Washington State 49, BYU 46  
 at Purdue 69, Colorado State 68  
**California 60, at SDSU 57**  
 at Arizona 67, Utah 62  
 Kansas State 64, Wyoming 61

#### Sunday, December 12

at New Mexico 77, Ark.-Pine Bluff 53  
 UNLV 91, at Auburn 87 (ot)

#### Monday, December 13

Air Force at Lamar

#### Tuesday, December 14

**Saint Mary's at San Diego State**

#### Friday, December 17

Northern Colorado at Utah

## Saint Mary's (6-4; 0-0 West Coast)

No.	Name	Pos.	Ht.	Wt.	Cl.	PPG	RPG	Hometown
50	Frederic Adjiwanou	F	6-8	230	Sr.	9.8	8.7	Ambilly, France
00	Erik Bond	F	6-7	215	Jr.	0.0	0.0	Seattle, Wash.
23	Brett Collins	F	6-5	225	So.	7.6	3.4	Phoenix, Ariz.
3	Rafael DaSilva	F	6-4	200	Fr.	1.0	0.3	Sao Paulo, Brazil
24	Todd Golden	G	6-3	175	Fr.	1.1	0.9	Phoenix, Ariz.
14	Daniel Kickert	F	6-10	240	Jr.	15.3	9.0	Melbourne, Australia
11	Paul Marigney	G	6-3	195	Sr.	6.0	2.0	Oakland, Calif.
13	Kevin McCaughey	G	6-1	170	Fr.	---	---	Walnut Creek, Calif.
5	Reda Rhalimi	C	7-0	245	Jr.	1.4	2.1	Salé, Morocco
2	E.J. Rowland	G	6-2	190	Sr.	11.3	4.2	Salinas, Calif.
32	Jonathan Sanders	G	6-7	215	Sr.	10.1	5.0	Denver, Colo.
33	Blake Sholberg	C	7-1	260	So.	4.8	3.3	Vacaville, Calif.
10	Daniel Waddy	G	6-2	180	So.	1.4	0.5	Tucson, Ariz.
21	Jason Walberg	G	6-4	190	Jr.	6.5	1.9	Fresno, Calif.

**Head Coach:** Randy Bennett (UC San Diego '86) - 49-51 in fifth season at Saint Mary's and overall

**Assistant Coaches:** Kyle Smith, Lamont Smith, Dan Shell

### San Diego State vs. Saint Mary's: The Series

- ▶ San Diego State and Saint Mary's are meeting for the fifth time overall and the second consecutive season. The teams have split the four previous meetings.
- ▶ This marks the Gaels first trip to Cox Arena. The last time Saint Mary's played at San Diego State, the teams met at Peterson Gym, a game the Aztecs won 80-55 on Jan. 6, 1983.
- ▶ After facing a pair of Pac-10 teams last week, the Aztecs play consecutive West Coast Conference foes this week. Following the game against Saint Mary's, San Diego State travels north for a contest at Loyola Marymount on Saturday.
- ▶ San Diego State is 71-86 all-time against the WCC, but 1-0 this season. Earlier this season, the Aztecs defeated San Diego 83-63 on Dec. 1 at Cox Arena.
- ▶ Steve Fisher owns a 8-6 career mark against current members of the WCC (1-0 vs. Pepperdine, 3-1 vs. Loyola Marymount, 3-3 vs. San Diego, 1-1 vs. Portland and 0-1 vs. Saint Mary's)
- ▶ San Diego State is 5-2 all-time against West Coast Conference teams at Cox Arena and has won the last four encounters with the WCC at home.

▶ **Last Meeting:** Saint Mary's 80, San Diego State 66; Jan. 6, 2004; McKeon Pavilion; MORAGA, Calif. - Saint Mary's College was 81.8 percent from the free throw line, including 20 of 23 attempts in the second half as it defeated San Diego State, 80-66, in a non-conference game Tuesday.

The Gaels, shooting only 69.7 percent from the free throw line for the year, hit seven of 10 first-half attempts and also shot 50 percent from the floor as they built a 38-33 lead. They limited San Diego State to 33.3 percent shooting from the floor in the second half and they made 11 of their final 12 free throws with under two minutes to go.

San Diego State pulled within one (42-41) on a Marcus Slaughter dunk three minutes into the second half, but the Gaels went on a 12-3 run, to take control of the game.

Chris Walton had 13 points to lead the Aztecs before fouling out. Walton scored in double figures in three consecutive games for the first time in his career. Aerick Sanders posted his sixth double-double of the season with 11 points and 10 rebounds. Wesley Stokes notched a game-high eight assists, while Marcus Slaughter posted a new career-high with four assists.

E.J. Rowland led Saint Mary's with 17 points and six assists. Paul Marigney had 16 points and a team-high nine rebounds off the bench.

Saint Mary's attempted 27 free throws to only 12 for the Aztecs.

### ▶ The Series

<b>Overall</b>	Tied, 2-2
<b>at SDSU</b>	Tied, 1-1
<b>at SMC</b>	Tied, 1-1
<b>Neutral</b>	none
<b>Overall Streak</b>	Lost, 1
<b>Fisher vs. SMC</b>	0-1

### ▶ SDSU vs. the West Coast Conference

	W	L
Gonzaga	0	1
Loyola Marymount	30	25
Pepperdine	17	35
Portland	2	5
Saint Mary's	2	2
San Diego	19	16
San Francisco	1	2
Santa Clara	0	0
<b>TOTAL</b>	<b>71</b>	<b>86</b>

### ▶ SDSU vs.

<b>WCC at Cox</b>	SDSU, 5-2
<b>Streak</b>	Won 4

# SAN DIEGO STATE ROSTER

## 2004-05 Alphabetical Roster

No.	Name	Pos.	Ht.	Wt.	Yr.	Exp.	Most Recent Div. I Season			Hometown (High School/Previous School)
							PPG	RPG	APG	
50	Mohamed Camara	C	6-10	265	Jr.	JC	---	---	---	Conakry, Guinea (Moore (Ky.) High/Riverside (Calif.) College)
20	Trimaine Davis	F	6-8	233	Jr.	2L	1.5	1.0	0.1	West Pittsburg, Calif. (Pittsburg High)
5	Travis Hanour	G	6-6	202	Sr.	1L	3.1	3.1	1.0	Laguna Beach, Calif. (Laguna Beach High/Univ. of Arizona)
1	Brandon Heath	G	6-3	183	So.	1L	13.8	2.7	1.8	Los Angeles, Calif. (Westchester High)
31	Jared Ines *	F	6-7	234	Sr.	SQ	0.0	0.0	0.0	Modesto, Calif. (Ceres High/Ohlone College)
0	Tommy Johnson	G	6-3	186	Sr.	3L	4.0	1.9	1.0	Los Angeles, Calif. (Crenshaw High)
30	Chris Lamb	F	6-9	205	Fr.	HS	---	---	---	Louisville, Colo. (Monarch High)
33	Chris Manker	C	7-0	225	Sr.	2L	3.4	2.3	0.3	West Des Moines, Iowa (Laguna Beach (Calif.) High/Oregon State Univ.)
24	Tim McGrath	F	6-5	182	Fr.	HS	---	---	---	Santa Monica, Calif. (Santa Monica High)
15	John Sharper	G	6-0	195	Jr.	2L	4.1	0.9	0.9	Oakland, Calif. (St. Mary's High)
42	Marcus Slaughter	F	6-8	223	So.	1L	7.9	6.8	0.7	Riverside, Calif. (J.W. North High)
11	Tyler Smith *	G	6-2	208	Fr.	HS	---	---	---	San Clemente, Calif. (Santa Margarita Catholic High)
2	Wesley Stokes	G	6-0	167	Sr.	1L	12.1	2.3	5.8	Long Beach, Calif. (Poly High/Univ. of Missouri)
21	Matt Thomas	G	6-3	191	Fr.	HS	---	---	---	Riverside, Calif. (Martin Luther King High)
3	Chris Walton	F	6-8	234	Sr.	3L	8.7	4.9	2.3	San Diego, Calif. (Univ. of San Diego High)
10	Shawn Weinstein *	G	6-0	188	Fr.	RS	---	---	---	Rancho Palos Verdes, Calif. (Peninsula High)

## 2004-05 Numerical Roster

No.	Name	Pos.	Ht.	Wt.	Yr.	Exp.	Most Recent Div. I Season			Hometown (High School/Previous School)
							PPG	RPG	APG	
0	Tommy Johnson	G	6-3	186	Sr.	3L	4.0	1.9	1.0	Los Angeles, Calif. (Crenshaw High)
1	Brandon Heath	G	6-3	183	So.	1L	13.8	2.7	1.8	Los Angeles, Calif. (Westchester High)
2	Wesley Stokes	G	6-0	167	Sr.	1L	12.1	2.3	5.8	Long Beach, Calif. (Poly High/Univ. of Missouri)
3	Chris Walton	F	6-8	234	Sr.	3L	8.7	4.9	2.3	San Diego, Calif. (Univ. of San Diego High)
5	Travis Hanour	G	6-6	202	Sr.	1L	3.1	3.1	1.0	Laguna Beach, Calif. (Laguna Beach High/Univ. of Arizona)
10	Shawn Weinstein *	G	6-0	188	Fr.	RS	---	---	---	Rancho Palos Verdes, Calif. (Peninsula High)
11	Tyler Smith *	G	6-2	208	Fr.	HS	---	---	---	San Clemente, Calif. (Santa Margarita Catholic High)
15	John Sharper	G	6-0	195	Jr.	2L	4.1	0.9	0.9	Oakland, Calif. (St. Mary's High)
20	Trimaine Davis	F	6-8	233	Jr.	2L	1.5	1.0	0.1	West Pittsburg, Calif. (Pittsburg High)
21	Matt Thomas	G	6-3	191	Fr.	HS	---	---	---	Riverside, Calif. (Martin Luther King High)
24	Tim McGrath	F	6-5	182	Fr.	HS	---	---	---	Santa Monica, Calif. (Santa Monica High)
30	Chris Lamb	F	6-9	205	Fr.	HS	---	---	---	Louisville, Colo. (Monarch High)
31	Jared Ines *	F	6-7	234	Sr.	SQ	0.0	0.0	0.0	Modesto, Calif. (Ceres High/Ohlone College)
33	Chris Manker	C	7-0	225	Sr.	2L	3.4	2.3	0.3	West Des Moines, Iowa (Laguna Beach (Calif.) High/Oregon State Univ.)
42	Marcus Slaughter	F	6-8	223	So.	1L	7.9	6.8	0.7	Riverside, Calif. (J.W. North High)
50	Mohamed Camara	C	6-10	265	Jr.	JC	---	---	---	Conakry, Guinea (Moore (Ky.) High/Riverside (Calif.) College)

**Head Coach:** Steve Fisher (Illinois State, 1967)  
**Assistant Head Coach:** Brian Dutcher (Minnesota, 1982)  
**Assistant Coaches:** Gregg Gottlieb (UCLA, 1995), Mark Hughes (Michigan, 1989)  
**Director of Operations:** Mark Fisher (Michigan, 2001)  
**Dir. of Player Development:** Matt Soria (San Diego State, 2001)  
**Athletic Trainer:** Mark Haines (Metropolitan State College, 1987)

Year refers to basketball eligibility for the 2004-05 season. \* - Indicates walk-on.





# Steve Fisher

14th-Full Season • 6th Season at SDSU • Illinois State, 1967

One of the nation's most distinguished coaches, Steve Fisher has guided San Diego State's transformation from a college basketball afterthought to one of the most visible programs in the country.

In five short seasons, Steve Fisher has changed the outlook, fortunes and expectations of San Diego State basketball. The Aztecs have been transformed from the ugly duckling that muddled through the first-ever Mountain West Conference campaign with an 0-14 record into a program that has produced three .500 or better campaigns in the last four seasons, advanced to postseason play twice in the last three years, claimed a conference championship and the first Division I postseason victory in school history.

It is a school that now regularly goes toe-to-toe with the west's best basketball programs on the court and in the recruiting wars. It may be the new program on the block but seniority rarely matters in the changing world of college athletics.

When Fisher arrived on the scene, he found a basketball program that wasn't good enough to be called average. The Aztecs had suffered through 13 losing seasons in 14 years. Members of the school's last NCAA team were in the early stages of middle age. The expectations were in place all right. The Aztecs were expected and expecting to lose. The year before his arrival San Diego State won just four games.

The hiring only dates back to March of 1999, so referring to the "Steve Fisher Era" at San Diego State might be considered a bit premature. But with the Aztec banner now flying over the Mountain West Conference, there is little doubt that San Diego State basketball has reached a new level.

On March 26, 1999, San Diego State announced its arrival on the basketball scene in the form of a news conference to introduce its new coach, Steve Fisher. Fresh from a stint with the Sacramento Kings and with three appearances in the Final Four and a national championship in his pocket, he rolled up his sleeves and went to work. And work was needed. It looked to be a daunting challenge and yet the man with one of the highest winning percentages in NCAA Tournament history had no reservations.

No head-coaching career, at any level, started quicker than that of Steve Fisher. Six games into his head-coaching career he was undefeated and sporting a national championship ring. And the success

didn't stop with the national title.

Fisher's eight-plus seasons at the University of Michigan produced a 184-82 (.692) record, nine postseason tournament berths and three trips to the NCAA championship game, including the magical run to the 1989 national title.

Under Fisher, the Wolverines also claimed an NIT championship, won at least 20 games four times and finished among the top three in the powerful Big Ten Conference five times. In 1995, Michigan set a league record by holding opponents to just 39.4 percent shooting from the floor.

Fisher and Company raised the bar even higher in the postseason. His seven NCAA Tournament teams at Michigan combined for a 20-6 record, ranking him fourth among active coaches and ninth in NCAA history with a winning percentage of .769 in the national bracket. Only 13 coaches have taken more teams to the Final Four, including just five that are still active. He is one of three coaches to take three squads to the Final Four in the first five years of a head-coaching career, and one of just six coaches to lead a team to the championship of the NIT as well as the NCAA.

His accomplishments may be even greater at San Diego State. In 2001-02 he led the Aztecs to the postseason for the first time since 1985 and for just the fourth time ever. The 21 wins were second most for the school as a Division I program and the most since 1985. The fact that those numbers came after just three seasons signifies what is one of the great recent turnarounds in college basketball.

He followed that up with a third consecutive season with a .500 or better record in 2002-03 and led San Diego State back to the postseason for the second consecutive season for only the second time in the school's Division I history. In addition, SDSU claimed its first Division I postseason victory with a win in the NIT.

The Aztecs survived the loss of four starters and arguably the most difficult schedule in school history to post a 14-16 record in 2003-04. Highlights during the campaign included a third-place finish at the EA Sports Maui Invitational and home victories over Brigham Young and Utah.

The future looks even brighter. The Aztecs return three starters to go along with another nationally-ranked recruiting class have SDSU fans looking forward to the 2004-05 campaign.

## Record Breakdown

	Career
Home	147-51
Away	62-93
Neutral	49-20

### By Month

November	26-14
December	80-28
January	55-48
February	49-43
March	45-29
April	4-2

### Games Decided By/In

1-Point Games	13-7
2 Points	14-10
3 Points or Less	67-47
Overtime	19-14

## ► Steve Fisher Year-By-Year

Year	School	W	L	Pct.	Conference			Postseason/Honors
					W	L	Pct.	
1989	Michigan	6	0	1.000	-	-	-	NCAA Champions
1989-90	Michigan	23	8	.742	12	6	.667	NCAA Second Round
1990-91	Michigan	14	15	.483	7	11	.389	NIT First Round
1991-92	Michigan	25	9	.735	11	7	.611	NCAA Runner-Up, <i>Basketball Times</i> Coach of the Year
1992-93	Michigan	31	5	.861	15	3	.833	NCAA Runner-Up
1993-94	Michigan	24	8	.750	13	5	.722	NCAA Regional Finalist
1994-95	Michigan	17	14	.548	11	7	.611	NCAA First Round
1995-96	Michigan	20	12	.625	10	8	.556	NCAA First Round
1996-97	Michigan	24	11	.686	9	9	.500	NIT Champions
<b>Eight Full Seasons at UM</b>		<b>184</b>	<b>82</b>	<b>.692</b>	<b>88</b>	<b>56</b>	<b>.611</b>	<b>7 NCAA Tournaments, 9 Postseason Appearances</b>
Year	School	W	L	Pct.	W	L	Pct.	Postseason/Honors
1999-00	San Diego State	5	23	.179	0	14	.000	
2000-01	San Diego State	14	14	.500	4	10	.286	8th-most improved team in the country (Sagarin Ratings)
2001-02	San Diego State	21	12	.636	7	7	.500	NCAA First Round; Aztecs' first NCAA trip since 1985
2002-03	San Diego State	16	14	.552	6	8	.429	NIT Second Round; Aztecs reach postseason in consecutive yrs
2003-04	San Diego State	14	16	.483	5	9	.357	Two players that earned all-league honors return in 04-05
2004-05	San Diego State	4	3	.571				
<b>Six Seasons at SDSU</b>		<b>74</b>	<b>82</b>	<b>.474</b>	<b>22</b>	<b>48</b>	<b>.314</b>	<b>Consecutive Postseason Appearances</b>
		W	L	Pct.	W	L	Pct.	Postseason/Honors
<b>14th-Full Season Career</b>		<b>258</b>	<b>164</b>	<b>.611</b>	<b>110</b>	<b>104</b>	<b>.514</b>	<b>8 NCAA Tournaments, 11 Postseason Appearances</b>

Season/Career Highs

**Points**  
 Season 2 at Wahington, 11-19-04  
 2 vs. Monmouth, 11-22-04  
 Career 18 vs. Troy State, 11-30-03

**Rebounds**  
 Season 1 - four times  
 Career 7 vs. IPFW, 12-30-02

**Assists**  
 Season 2 vs. UCSB, 11-19-04  
 Career 5 at Cal Poly, 11-30-02

**Field Goals**  
 Season 1 at Washington, 12-7-04  
 1 vs. Monmouth, 11-22-04  
 Career 7 vs. Troy State, 11-30-03

**Field Goals Attempted**  
 Season 3 at Washington, 12-7-04  
 Career 12 vs. Dayton, 11-25-03

**Three-Point Field Goals**  
 Season  
 Career 3 at UNLV, 3-13-03

**Three-Point FG Attempted**  
 Season 1 at Washington, 12-7-04  
 1 vs. UCSB, 11-19-04  
 Career 6 vs. Dayton, 11-25-03  
 6 vs. UCSD, 12-2-02  
 6 at Portland, 11-27-02

**Free Throws**  
 Season  
 Career 3 - seven times

**Free Throws Attempted**  
 Season  
 Career 5 vs. Dayton, 11-25-03


**Steals**  
 Season 2 at Washington, 12-7-04  
 Career 4 vs. Troy State, 11-30-03

**Blocked Shots**  
 Season 1 at Washington, 12-7-04  
 1 vs. Monmouth, 11-22-04  
 Career 2 vs. UCSB, 3-19-03  
 2 at Texas Tech, 12-13-03

**Minutes Played**  
 Season 15 vs. UCSB, 11-19-04  
 Career 33 vs. Troy State, 11-30-03

# 0 • Tommy Johnson

Guard • 6-3 • 186 • Senior • Los Angeles, Calif. (Crenshaw High)



One of eight players to see action in all seven games this season... Played in 30 consecutive games dating back to the contest against UC San Diego on Dec. 6, 2003... Against 16th-ranked Washington, he recorded two steals, a block and an assist, marking the first time he has posted a number in all three categories since Dec. 20, 2003 against Eastern Washington (three points, one rebound, two assists, two steals and one blocked shot)... Played 12 or more minutes in a game three times this season... 84 career games are the second most among active players, trailing only Chris Walton (92)... Has seven career double-figure scoring games... Never fouled out in 84 career games.

## 2004-05 Game-By-Game Statistics

Date	Opponent	S	MP	FG-FGA	3FG-FGA	FT-FTA	REB	PF	A	TO	BK	S	TP
N.19	UC Santa Barbara		15	0-2	0-1	0-0	1	1	2	1	0	0	0
N.22	Monmouth		12	1-1	0-0	0-0	1	0	0	1	1	0	2
N.27	UC San Diego		7	0-0	0-0	0-0	0	1	0	1	0	1	0
D.1	San Diego		4	0-0	0-0	0-0	1	0	0	0	0	0	0
D.4	at UC Santa Barbara		7	0-0	0-0	0-0	0	0	0	0	0	0	0
D.7	at Washington		12	1-3	0-1	0-0	1	1	1	3	1	2	2
D.11	California		1	0-0	0-0	0-0	0	0	0	0	0	0	0
D.14	Saint Mary's												
D.18	at Loyola Marymount												
D.21	Cal State Fullerton												
D.28	at Iowa State												
D.31	Providence												
J.3	South Dakota State												
J.8	at Brigham Young*												
J.15	at UNLV*												
J.22	Wyoming*												
J.24	Colorado State*												
J.29	at Air Force*												
J.31	at New Mexico*												
F.5	Utah*												
F.7	Brigham Young*												
F.12	UNLV*												
F.19	at Colorado State*												
F.21	at Wyoming*												
F.26	New Mexico*												
F.28	Air Force*												
M.5	at Utah*												
M.10-12	at Mountain West Conference Championships												

## ► Johnson Career Statistics

Year	G-GS	Min.-Avg.	FG-FGA	Pct.	3P-3PA	Pct.	FT-FTA	Pct.	OR	DR	Reb	Avg.	PF-D	AT	TO	BS	ST	Pts.	Avg.
01-02	20-0	120-6.0	12-33	.364	6-18	.333	1-4	.250	5	13	18	0.9	21-0	7	4	4	4	31	1.5
02-03	28-7	474-16.9	56-141	.397	23-66	.348	21-29	.724	19	53	72	2.6	52-0	49	45	3	20	156	5.6
03-04	29-11	510-17.6	41-113	.363	10-38	.263	23-33	.697	14	41	55	1.9	57-0	29	26	6	22	115	4.0
04-05	7-0	58-8.3	2-6	.333	0-2	.000	0-0	.000	1	3	4	0.6	3-0	3	6	2	3	4	0.6
<b>Totals</b>	<b>84-18</b>	<b>1,162-13.8</b>	<b>111-293</b>	<b>.379</b>	<b>39-124</b>	<b>.315</b>	<b>45-66</b>	<b>.682</b>	<b>39</b>	<b>110</b>	<b>149</b>	<b>1.8</b>	<b>133-0</b>	<b>88</b>	<b>81</b>	<b>15</b>	<b>49</b>	<b>306</b>	<b>3.6</b>

Season/Career Highs

**Points**  
 Season 26 vs. San Diego, 12-1-04  
 Career 30 at Texas Tech, 12-13-03

**Rebounds**  
 Season 9 vs. Monmouth, 11-22-04  
 Career 9 vs. Monmouth, 11-22-04

**Assists**  
 Season 9 vs. UCSB, 11-27-04  
 Career 9 vs. UCSB, 11-27-04

**Field Goals**  
 Season 8 at UCSB, 12-04-04  
 8 vs. San Diego, 12-1-04  
 Career 10 at CSU, 1-24-04

**Field Goals Attempted**  
 Season 22 vs UCSB, 11-19-04  
 Career 22 vs UCSB, 11-19-04

**Three-Point Field Goals**  
 Season 4 at UCSB, 12-4-04  
 Career 5 vs. Ohio State, 11-24-03

**Three-Point Field Goals Attempted**  
 Season 10 vs. UCSB, 11-19-04  
 Career 10 - four Times

**Free Throws**  
 Season 8 vs. Monmouth, 11-22-04  
 Career 10 at Texas Tech, 12-13-03

**Free Throws Attempted**  
 Season 8 vs. San Diego, 12-1-04  
 8 vs. Monmouth, 11-22-04  
 Career 12 vs. Ohio St., 11-24-03


**Steals**  
 Season 5 vs. UCSD, 11-27-04  
 Career 5 vs. UCSD, 11-27-04

**Blocked Shots**  
 Season 1 vs. UCSB, 11-19-04  
 Career 1 vs. UCSB, 11-19-04

**Minutes Played**  
 Season 41 vs. UCSB, 11-19-04  
 Career 43 at CSU, 1-24-04

# 1 • Brandon Heath

Guard • 6-3 • 183 • Sophomore • Los Angeles, Calif. (Westchester High)



**MWC Rankings (as of 12/13):** 2nd in steals, 3rd in assists, 4th in three-point field goals made, 6th in scoring, 8th in free throw percentage, 12th in three-point field goal percentage.



**Player of the Week**  
 Nov. 29 - Dec. 5

Enjoying a tremendous sophomore campaign... Ranks among the Mountain West Conference leaders in six categories and is ranked among the top six in steals, assists, three-point field goals made, scoring and free throw percentage... Earned MWC Player of the Week honors for the week of Nov. 29-Dec. 5... Scored in double figures in four consecutive games and six times in seven games this season... Made 10 of his last 18 attempts from three-point range (55.6 percent)... Made a three-point field goal in eight straight games dating back to last season (longest streak of his career)...

Has two or more treys in five of seven games this season... Recorded a steal in nine consecutive games dating back to last season (two games short of his career best of 11 set last season)... Already beginning to show up on the SDSU career charts: 10th in three-point field goals, 10th in three-point field goals attempted, 14th in three-point field goal percentage... Already has 529 career points and a scoring average of 14.3 which would rank 20th all-time in school history if he had the minimum 600 points necessary to qualify... Already posted career highs this season in rebounds (nine), assists (nine), field goals attempted (22), steals (five) and blocked shots (one)... Made 22 of 24 free throws this season, including a current string of seven straight... He opened the season by making nine straight attempts... Scored in double figures in seven straight games against Division I opponents... Led the team in assists four times this season (five in his career), once in scoring (10 times in his career) and once in rebounding (once in his career)... Has 11 career 20+ scoring games, including two this season.

**Trends:** San Diego State is 2-0 this season and 7-1 in his career when Heath shoots 50 percent or better from the field... The Aztecs are 2-0 this season and 8-2 in his career when he posts an efficiency rating of +16 or better... SDSU is 3-0 this season when he has more assists than turnovers

## 2004-05 Game-By-Game Statistics

Date	Opponent	S	MP	FG-FGA	3FG-FGA	FT-FTA	REB	PF	A	TO	BK	S	TP
N.19	UC Santa Barbara	S	41	7-22	3-10	0-0	4	2	3	4	1	2	17
N.22	Monmouth	S	32	3-13	2-5	8-8	9	2	2	6	0	3	16
N.27	UC San Diego	S	26	2-6	1-5	0-0	1	1	9	3	0	5	5
D.1	San Diego	S	34	8-15	3-5	7-8	3	2	5	4	0	1	26
D.4	at UC Santa Barbara	S	28	8-10	4-6	0-0	2	1	7	2	0	2	20
D.7	at Washington	S	27	7-16	1-2	3-4	4	4	1	5	0	1	18
D.11	California	S	32	4-9	2-5	4-4	3	0	2	5	0	2	14
D.14	Saint Mary's												
D.18	at Loyola Marymount												
D.21	Cal State Fullerton												
D.28	at Iowa State												
D.31	Providence												
J.3	South Dakota State												
J.8	at Brigham Young*												
J.15	at UNLV*												
J.22	Wyoming*												
J.24	Colorado State*												
J.29	at Air Force*												
J.31	at New Mexico*												
F.5	Utah*												
F.7	Brigham Young*												
F.12	UNLV*												
F.19	at Colorado State*												
F.21	at Wyoming*												
F.26	New Mexico*												
F.28	Air Force*												
M.5	at Utah*												
M.10-12	at Mountain West Conference Championships												

## ► Heath Career Statistics

Year	G-GS	Min.-Avg.	FG-FGA	Pct.	3P-3PA	Pct.	FT-FTA	Pct.	OR	DR	Reb	Avg.	PF-D	AT	TO	BS	ST	Pts	Avg.
03-04	30-26	897-29.9	144-368	.391	48-160	.300	77-110	.700	23	57	80	2.7	58-0	53	66	0	41	413	13.8
04-05	7-7	220-31.4	39-91	.429	16-38	.421	22-24	.917	6	20	26	3.7	12-0	29	29	1	16	116	16.6
<b>Totals</b>	<b>37-33</b>	<b>1,117-30.2</b>	<b>183-459</b>	<b>.399</b>	<b>64-198</b>	<b>.323</b>	<b>99-134</b>	<b>.739</b>	<b>29</b>	<b>77</b>	<b>106</b>	<b>2.9</b>	<b>70-0</b>	<b>82</b>	<b>95</b>	<b>1</b>	<b>57</b>	<b>529</b>	<b>14.3</b>

Season/Career Highs

**Points**

Season  
Career 17 at BYU, 2-9-04

**Rebounds**

Season 1 vs. UCSB, 11-19-04  
Career 10 vs. UCSD, 12-6-03  
10 vs. IPFW, 1-2-02

**Assists**

Season 1 vs. UCSB, 11-19-04  
Career 6 vs. Portland, 12-31-03

**Field Goals**

Season  
Career 6 at BYU, 2-9-04  
6 at Utah, 2-7-04  
6 vs. IPFW, 1-2-02

**Field Goals Attempted**

Season 4 vs. UCSB, 11-19-04  
Career 13 vs. BYU, 1-12-04  
13 vs. Dayton, 11-25-03

**Three-Point Field Goals**

Season  
Career 3 at Utah, 2-7-04

**Three-Point Field Goals Attempted**

Season 1 vs. UCSB, 11-19-04  
Career 4 at BYU, 2-9-04  
4 at Utah, 2-7-04  
4 vs. BYU, 1-12-04

**Free Throws**

Season  
Career 4 - four times

**Free Throws Attempted**

Season  
Career 8 vs. UCSD, 12-6-03

**Steals**

Season  
Career 3 - six times

**Blocked Shots**


Season  
Career 4 vs. New Mexico, 2-28-02

**Minutes Played**

Season 29 vs. UCSB, 11-19-04  
Career 40 at CSU, 1-24-04

# 3 • Chris Walton

Forward • 6-8 • 234 • Senior • San Diego, Calif. (Univ. of San Diego High)



Has not practiced since Nov. 20th due to a lingering groin strain/hip flexer injury... MRI and x-rays were negative and the senior was planning to visit a specialist on the East Coast... Recently, the injury has been responding to treatment and he now hopes to be able to start practicing again in the coming weeks... When he missed the Nov. 22 game against Monmouth, it snapped Walton's streaks of 31 consecutive games played and team-high 18 consecutive games started... The UC Santa Barbara game (11-19-04) marked just the second time in his last 31 games that he was held scoreless... Ranks among the school's career leaders in games played (17th), minutes played (20th), blocked shots (21st) and assists (26th)... Walton has played in 49 Aztec victories, that is the highest total among active players and the 14th highest all-time since the statistic has been kept beginning with the 1975-76 season.

**Trends:** San Diego State has won eight straight games and was 5-0 last season when Walton attempted at least four free throws.

## 2004-05 Game-By-Game Statistics

Date	Opponent	S	MP	FG-FGA	3FG-FGA	FT-FTA	REB	PF	A	TO	BK	S	TP
N.19	UC Santa Barbara	S	29	0-4	0-1	0-0	1	4	1	4	0	0	0
N.22	Monmouth			DNP - Injured									
N.27	UC San Diego			DNP - Injured									
D.1	San Diego			DNP - Injured									
D.4	at UC Santa Barbara			DNP - Injured									
D.7	at Washington			DNP - Injured									
D.11	California			DNP - Injured									
D.14	Saint Mary's												
D.18	at Loyola Marymount												
D.21	Cal State Fullerton												
D.28	at Iowa State												
D.31	Providence												
J.3	South Dakota State												
J.8	at Brigham Young*												
J.15	at UNLV*												
J.22	Wyoming*												
J.24	Colorado State*												
J.29	at Air Force*												
J.31	at New Mexico*												
F.5	Utah*												
F.7	Brigham Young*												
F.12	UNLV*												
F.19	at Colorado State*												
F.21	at Wyoming*												
F.26	New Mexico*												
F.28	Air Force*												
M.5	at Utah*												
M.10-12	at Mountain West Conference Championships												

## ► Walton Career Statistics

Year	G-GS	Min.-Avg.	FG-FGA	Pct.	3P-3PA	Pct.	FT-FTA	Pct.	OR	DR	Reb	Avg.	PF-D	AT	TO	BS	ST	Pts.	Avg.
00-01	28-0	443-15.8	34-72	.472	1-9	.111	23-33	.697	20	51	71	2.5	54-0	35	47	4	8	92	3.3
01-02	33-3	456-13.8	38-91	.418	0-6	.000	16-27	.593	33	69	102	3.1	69-2	31	22	13	17	92	2.8
03-04	30-29	895-29.8	101-245	.412	23-66	.348	37-58	.638	39	109	148	4.9	91-3	69	66	13	33	262	8.7
04-05	1-1	29-29.0	0-4	.000	0-1	.000	0-0	.000	1	0	1	1.0	4-0	1	4	0	0	0	0.0
<b>Totals</b>	<b>92-33</b>	<b>1,817-19.8</b>	<b>173-412</b>	<b>.420</b>	<b>24-82</b>	<b>.293</b>	<b>76-118</b>	<b>.644</b>	<b>93</b>	<b>229</b>	<b>322</b>	<b>3.5</b>	<b>218-5</b>	<b>136</b>	<b>139</b>	<b>30</b>	<b>58</b>	<b>446</b>	<b>4.8</b>



Season/Career Highs

**Points**  
 Season  
 Career 11 vs. FAU, 12-28-02  
 11 at Oregon State, 2-2-01

**Rebounds**  
 Season 3 vs. California, 12-11-04  
 Career 7 vs. Utah, 1-18-03

**Assists**  
 Season 1 vs. California, 12-11-04  
 1 at UCSB, 12-4-04  
 Career 3 vs. Wash. State, 2-10-01

**Field Goals**  
 Season  
 Career 4 vs. FAU, 12-28-02  
 4 at Oregon State, 2-2-01

**Field Goals Attempted**  
 Season 3 vs. California, 12-11-04  
 Career 11 vs. Colorado St., 2-1-03

**Three-Point Field Goals**  
 Season  
 Career 3 at Oregon State, 2-2-01

**Three-Point Field Goals Attempted**  
 Season 2 vs. California, 12-11-04  
 Career 7 vs. Colorado St., 2-1-03

**Free Throws**  
 Season  
 Career 4 vs. Saint Mary's, 12-2-00

**Free Throws Attempted**  
 Season  
 Career 4 vs. Hawai'i, 12-14-02  
 4 vs. Saint Mary's, 12-2-00

**Steals**  
 Season 2 vs. California, 12-11-04  
 Career 2 vs. California, 12-11-04  
 2 vs. Texas Tech, 1-6-03

**Blocked Shots**  
 Season 1 vs. California, 12-11-04  
 Career 2 vs. Chaminade, 11-20-00

**Minutes Played**  
 Season 15 vs. California, 12-11-04  
 Career 35 vs. Utah, 1-18-03

# 5 • Travis Hanour

Guard • 6-6 • 202 • Senior • Laguna Beach, Calif.

(Laguna Beach High/Univ. of Arizona)



Has overcome chronic tendinitis and endured two knee surgeries to come back and contribute this season... Played three minutes in the Dec. 4th game at UC Santa Barbara to mark his first regular-season action since March 1, 2003... Missed 39 straight SDSU games due to injury... Played 15 minutes against California (12-11-04) to mark his most minutes since playing 26 vs. Colorado State on Feb. 1, 2003... The Aztecs have played 43 games since he last scored (two points vs. New Mexico, Feb. 24, 2003)... Although he has yet to score, he has contributed with two assists, two steals and a blocked shot in 18 minutes of action this season... Current practice plan has him on the court every other day in an attempt to help his knees.

## 2004-05 Game-By-Game Statistics

Date	Opponent	S	MP	FG-FGA	3FG-FGA	FT-FTA	REB	PF	A	TO	BK	S	TP
N.19	UC Santa Barbara			DNP - Injured									
N.22	Monmouth			DNP - Injured									
N.27	UC San Diego			DNP - Injured									
D.1	San Diego			DNP - Injured									
D.4	at UC Santa Barbara		3	0-0	0-0	0-0	0	1	1	0	0	0	0
D.7	at Washington			DNP - Injured									
D.11	California		15	0-3	0-2	0-0	3	2	1	1	1	2	0
D.14	Saint Mary's												
D.18	at Loyola Marymount												
D.21	Cal State Fullerton												
D.28	at Iowa State												
D.31	Providence												
J.3	South Dakota State												
J.8	at Brigham Young*												
J.15	at UNLV*												
J.22	Wyoming*												
J.24	Colorado State*												
J.29	at Air Force*												
J.31	at New Mexico*												
F.5	Utah*												
F.7	Brigham Young*												
F.12	UNLV*												
F.19	at Colorado State*												
F.21	at Wyoming*												
F.26	New Mexico*												
F.28	Air Force*												
M.5	at Utah*												
M.10-12	at Mountain West Conference Championships												

## ► Hanour Career Statistics

\* - At Arizona

Year	G-GS	Min.-Avg.	FG-FGA	Pct.	3P-3PA	Pct.	FT-FTA	Pct.	OR	DR	Reb	Avg.	PF-D	AT	TO	BS	ST	Pts.	Avg.
00-01*	20-0	175-8.8	19-56	.339	5-27	.185	18-20	.900	5	23	28	1.4	9-0	12	17	3	5	61	3.1
02-03	18-8	278-15.4	18-62	.290	11-38	.289	9-14	.643	14	41	55	3.1	27-0	18	17	6	4	56	3.1
03-04	Did Not Play - Injured																		
04-05	2-0	18-9.0	0-3	.000	0-2	.000	0-0	.000	0	3	3	1.5	3-0	2	1	1	2	0	0.0
<b>Totals</b>	<b>40-8</b>	<b>471-11.8</b>	<b>37-121</b>	<b>.306</b>	<b>16-67</b>	<b>.239</b>	<b>27-34</b>	<b>.794</b>	<b>19</b>	<b>67</b>	<b>86</b>	<b>2.2</b>	<b>39-0</b>	<b>32</b>	<b>35</b>	<b>10</b>	<b>11</b>	<b>117</b>	<b>2.9</b>

**Season/Career Highs**

**Points**  
Career

**Rebounds**  
Career

**Assists**  
Career

**Field Goals**  
Career

**Field Goals Attempted**  
Career 1 vs. UCSD, 11-27-04

**Three-Point Field Goals**  
Career

**Three-Point Field Goals Attempted**  
Career 1 vs. UCSD, 11-27-04

**Free Throws**  
Career

**Free Throws Attempted**  
Career

**Steals**  
Career

**Blocked Shots**  
Career

**Minutes Played**  
Career 3 vs. UCSD, 11-27-04

# 10 • Shawn Weinstein

Guard • 6-0 • 180 • Freshman • Rancho Palos Verdes, Calif. (Peninsula High)



Redshirt freshman that saw action in consecutive games against UC San Diego (11-27-04) and San Diego (12-1-04).

**2004-05 Game-By-Game Statistics**

Date	Opponent	S	MP	FG-FGA	3FG-FGA	FT-FTA	REB	PF	A	TO	BK	S	TP
N.19	UC Santa Barbara			DNP - Coach's Decision									
N.22	Monmouth			DNP - Coach's Decision									
N.27	UC San Diego	3		0-1	0-1	0-0	0	0	0	1	0	0	0
D.1	San Diego	1		0-0	0-0	0-0	0	0	0	0	0	0	0
D.4	at UC Santa Barbara			DNP - Did Not Travel									
D.7	at Washington			DNP - Did Not Travel									
D.11	California			DNP - Coach's Decision									
D.14	Saint Mary's												
D.18	at Loyola Marymount												
D.21	Cal State Fullerton												
D.28	at Iowa State												
D.31	Providence												
J.3	South Dakota State												
J.8	at Brigham Young*												
J.15	at UNLV*												
J.22	Wyoming*												
J.24	Colorado State*												
J.29	at Air Force*												
J.31	at New Mexico*												
F.5	Utah*												
F.7	Brigham Young*												
F.12	UNLV*												
F.19	at Colorado State*												
F.21	at Wyoming*												
F.26	New Mexico*												
F.28	Air Force*												
M.5	at Utah*												
M.10-12	at Mountain West Conference Championships												

**► Weinstein Career Statistics**

Year	G-GS	Min.-Avg.	FG-FGA	Pct.	3P-3PA	Pct.	FT-FTA	Pct.	OR	DR	Reb	Avg.	PF-D	AT	TO	BS	ST	Pts. Avg.
04-05	2-0	4-2.0	0-1	.000	0-1	.000	0-0	.000	0	0	0	0.0	0	0	1	0	0	0

## Season/Career Highs

**Points**

Career 3 at UCSB, 12-4-04  
3 vs. UCSD, 11-27-04

**Rebounds**

Career 2 at Washington, 12-7-04  
2 vs. UCSD, 11-27-04  
2 vs. Monmouth, 11-22-04

**Assists**

Career 4 vs. UCSD, 11-27-04

**Field Goals**

Career 1 at UCSB, 12-4-04  
1 vs. UCSD, 11-27-04

**Field Goals Attempted**

Career 2 at Washington, 12-7-04  
2 at UCSB, 12-4-04  
2 vs. UCSD, 11-27-04

**Three-Point Field Goals**

Career 1 at UCSB, 12-4-04  
1 vs. UCSD, 11-27-04

**Three-Point Field Goals Attempted**

Career 2 at UCSB, 12-4-04

**Free Throws**

Career 1 vs. Monmouth, 11-22-04

**Free Throws Attempted**

Career 2 vs. Monmouth, 11-22-04

**Steals**

Career 1 at Washington, 12-7-04  
1 vs. San Diego, 12-1-04

**Blocked Shots**

Career

**Minutes Played**

Career 20 at Washington, 12-7-04

# 11 • Tyler Smith

Guard • 6-2 • 208 • Freshman • San Clemente, Calif. (Santa Margarita Catholic High)



Walk-on guard has become an important fixture for the Aztecs... Played in six of the seven games this season and his 73 minutes played are the eighth highest total on the team... With eight assists and seven turnovers, he joins Chris Manker, Matt Thomas and Travis Hanour as the only Aztec players with more assists than turnovers... Has logged double-digit minutes four times this season... Handed out four assists, picked up two rebounds and hit his first career three-pointer in just 18 minutes of action against UC San Diego (11-27-04)... Scored his first points as an Aztec in the win over Monmouth (11-22-04).

**Trends:** San Diego State is 3-0 when he scores a point.

## 2004-05 Game-By-Game Statistics

Date	Opponent	S	MP	FG-FGA	3FG-FGA	FT-FTA	REB	PF	A	TO	BK	S	TP
N.19	UC Santa Barbara		1	0-0	0-0	0-0	0	0	0	0	0	0	0
N.22	Monmouth		17	0-1	0-1	1-2	2	2	1	0	0	0	1
N.27	UC San Diego		18	1-2	1-1	0-0	2	3	4	0	0	0	3
D.1	San Diego		6	0-1	0-1	0-0	2	0	2	2	0	1	0
D.4	at UC Santa Barbara		11	1-2	1-2	0-0	0	2	0	3	0	0	3
D.7	at Washington		20	0-2	0-1	0-0	1	2	1	2	0	1	0
D.11	California			DNP - Coach's Decision									
D.14	Saint Mary's												
D.18	at Loyola Marymount												
D.21	Cal State Fullerton												
D.28	at Iowa State												
D.31	Providence												
J.3	South Dakota State												
J.8	at Brigham Young*												
J.15	at UNLV*												
J.22	Wyoming*												
J.24	Colorado State*												
J.29	at Air Force*												
J.31	at New Mexico*												
F.5	Utah*												
F.7	Brigham Young*												
F.12	UNLV*												
F.19	at Colorado State*												
F.21	at Wyoming*												
F.26	New Mexico*												
F.28	Air Force*												
M.5	at Utah*												
M.10-12	at Mountain West Conference Championships												

## ► Smith Career Statistics

Year	G-GS	Min.-Avg.	FG-FGA	Pct.	3P-3PA	Pct.	FT-FTA	Pct.	OR	DR	Reb	Avg.	PF-D	AT	TO	BS	ST	Pts. Avg.
04-05	6-0	73-12.2	2-8	.250	2-6	.333	1-2	.500	2	5	7	1.2	9-0	8	7	0	2	7 1.2

Season/Career Highs

**Points**  
 Season 15 at UCSB, 12-4-04  
 Career 15 at UCSB, 12-4-04

**Rebounds**  
 Season 3 vs. California, 12-11-04  
 3 vs. UCSB, 11-19-04  
 Career 5 vs. UCSD, 12-2-02

**Assists**  
 Season 2 at Washington, 12-7-04  
 2 vs. UCSB, 11-19-04  
 2 vs. UCSD, 11-19-04  
 Career 4 at Arizona, 12-22-03

**Field Goals**  
 Season 6 at UCSB, 12-4-04  
 Career 6 at UCSB, 12-4-04

**Field Goals Attempted**  
 Season 8 at UCSB, 12-4-04  
 8 vs. San Diego, 12-1-04  
 8 vs. UCSB, 11-19-04  
 Career 8 at UCSB, 12-4-04  
 8 vs. San Diego, 12-1-04  
 8 vs. UCSB, 11-19-04

**Three-Point Field Goals**  
 Season 3 at UCSB, 12-4-04  
 3 vs. San Diego, 12-1-04  
 3 vs. UCSD, 11-27-04  
 Career 3 at UCSB, 12-4-04  
 3 vs. San Diego, 12-1-04  
 3 vs. UCSD, 11-27-04  
 3 vs. Cal Poly, 12-18-03

**Three-Point Field Goals Attempted**  
 Season 7 vs. San Diego, 12-1-04  
 Career 7 vs. San Diego, 12-1-04

**Free Throws**  
 Season 2 - three times  
 Career 3 vs. EWU, 12-20-03

**Free Throws Attempted**  
 Season 2 - three times  
 Career 4 vs. EWU, 12-20-03


**Steals**  
 Season 3 vs. UCSD, 11-27-04  
 Career 3 vs. UCSD, 11-27-04  
 3 vs. Cal Poly, 12-18-03

**Blocked Shots**  
 Career none

**Minutes Played**  
 Season 40 vs. UCSB, 11-19-04  
 Career 40 vs. UCSB, 11-19-04

# 15 • John Sharper

Guard • 6-0 • 195 • Junior • Oakland, Calif. (St. Mary's High)



**MWC Rankings (as of 12/13):** 1st in free throw percentage, 7th in three-point field goals made, 8th in three-point field goal percentage, 13th in steals

Originally a walk-on, he has developed into a staple in the Aztec starting line-up and one of the top three-point shooters in school history... Has started all seven games this season and has started 12 games in his career... For his career, has connected on 58-of-136 attempts from behind the arc, for a 42.6 percent success rate... That is second all-time trailing Tony Ross (45.8 percent) and ahead of Al Faux (41.1 percent)... Ranks 11th in school history with 58 career treys despite ranking 20th in school history in attempts (136)... Has 17 career multiple trey games, including five this season... Made at least two three-point field goals in a personal best five straight games to open the season (broken at Washington (12-7-04))... Connected on 14-of-29 attempts from three-point range this season (48.3 percent)... Made 11-of-19 (57.9 percent) from bonus distance during a four-game stretch earlier this season (Monmouth, UCSD, San Diego and at UCSB)... The two highest scoring games of his career came in consecutive outings against San Diego (13 points) and at UC Santa Barbara (15 points)... Scored in eight consecutive games dating back to last season, second longest scoring streak of his career (had an 11-game scoring streak during his freshman campaign)... Has 46 turnovers in 956 career minutes for an average of one miscue every 20.8 minutes... Has 15 turnovers this season, although nine have come in two games - UC Santa Barbara (11-19-04) and at Washington (12-7-04)... In the other five games this season he is averaging one turnover every 23.8 minutes.

**Trends:** San Diego State is 4-1 this season and 11-5 since the beginning of the 2003-04 season when Sharper connects on multiple three-point field goals... Aztecs are 4-1 this season when he has two turnovers or less in a game.

## 2004-05 Game-By-Game Statistics

Date	Opponent	S	MP	FG-FGA	3FG-FGA	FT-FTA	REB	PF	A	TO	BK	S	TP
N.19	UC Santa Barbara	S	40	3-8	2-6	0-0	3	0	2	4	0	0	8
N.22	Monmouth	S	17	2-3	2-3	0-0	0	2	1	0	0	1	6
N.27	UC San Diego	S	27	3-6	3-4	0-0	1	0	2	2	0	3	9
D.1	San Diego	S	33	4-8	3-7	2-2	1	0	1	1	0	2	13
D.4	at UC Santa Barbara	S	33	6-8	3-5	0-0	1	1	1	2	0	1	15
D.7	at Washington	S	17	0-3	0-1	2-2	0	1	2	5	0	0	2
D.11	California	S	33	2-6	1-3	2-2	3	3	1	1	0	1	7
D.14	Saint Mary's												
D.18	at Loyola Marymount												
D.21	Cal State Fullerton												
D.28	at Iowa State												
D.31	Providence												
J.3	South Dakota State												
J.8	at Brigham Young*												
J.15	at UNLV*												
J.22	Wyoming*												
J.24	Colorado State*												
J.29	at Air Force*												
J.31	at New Mexico*												
F.5	Utah*												
F.7	Brigham Young*												
F.12	UNLV*												
F.19	at Colorado State*												
F.21	at Wyoming*												
F.26	New Mexico*												
F.28	Air Force*												
M.5	at Utah*												
M.10-12	at Mountain West Conference Championships												

## ► Sharper Career Statistics

Year	G-GS	Min.-Avg.	FG-FGA	Pct.	3P-3PA	Pct.	FT-FTA	Pct.	OR	DR	Reb	Avg.	PF-D	AT	TO	BS	ST	Pts.	Avg.
02-03	28-0	236-8.4	16-38	.421	14-32	.438	6-10	.600	5	18	23	0.8	21-0	16	12	0	8	52	1.9
03-04	28-5	511-18.2	37-96	.385	30-75	.400	12-16	.750	5	20	25	0.9	44-2	24	18	0	25	116	4.1
04-05	7-7	200-28.6	20-42	.476	14-29	.483	6-6	1.000	2	7	9	1.3	7-0	10	15	0	8	60	8.6
<b>Totals</b>	<b>64-12</b>	<b>956-14.9</b>	<b>74-177</b>	<b>.418</b>	<b>58-136</b>	<b>.426</b>	<b>26-34</b>	<b>.765</b>	<b>12</b>	<b>47</b>	<b>59</b>	<b>0.9</b>	<b>74-2</b>	<b>52</b>	<b>46</b>	<b>0</b>	<b>42</b>	<b>232</b>	<b>3.6</b>



Season/Career Highs

**Points**  
 Season 8 vs. UCSD, 11-27-04  
 Career 8 vs. UCSD, 11-27-04  
 8 at UNM, 2-28-04

**Rebounds**  
 Season 3 at UCSB, 12-4-04  
 3 vs. Monmouth, 11-22-04  
 Career 4 at UNM, 2-28-04  
 4 at Saint Mary's, 1-7-04  
 4 vs. Cal Poly, 12-18-03

**Assists**  
 Season 1 at UCSB, 12-4-04  
 Career 1 at UCSB, 12-4-04  
 1 vs. Texas Tech, 1-6-03

**Field Goals**  
 Season 4 vs. UCSD, 11-27-04  
 Career 4 vs. UCSD, 11-27-04  
 4 at UNM, 2-28-04

**Field Goals Attempted**  
 Season 5 vs. UCSD, 11-27-04  
 Career 6 at UNM, 2-28-04

**Three-Point Field Goals**  
 Season  
 Career

**Three-Point Field Goals Attempted**  
 Season  
 Career

**Free Throws**  
 Season  
 Career 2 at Saint Mary's, 1-7-04

**Free Throws Attempted**  
 Season  
 Career 4 vs. Saint Mary's, 1-7-04


**Steals**  
 Season 1 vs. California, 12-11-04  
 1 vs. Monmouth, 11-22-04  
 Career 1 - eight times

**Blocked Shots**  
 Season 1 at UCSB, 12-4-04  
 Career 2 at Colorado St., 3-3-03

**Minutes Played**  
 Season 19 at UCSB, 12-4-04  
 Career 19 at UCSB, 12-4-04  
 19 vs. UCSD, 12-2-02

# 20 • Trimaine Davis

Forward • 6-8 • 233 • Junior • West Pittsburg, Calif. (West Pittsburg High)



Brings incredibly high energy off the bench for San Diego State... Has taken over the responsibility of team captain for SDSU while Chris Walton has been sidelined... One of eight players to see action in all seven games this season... Playing time has increased significantly as he has played 10 or more minutes four times this season after doing so just twice in the Aztecs' previous 42 games prior to this season... Connected on 10-of-15 attempts (66.7 percent) from the field this season and 37-of-64 (57.8 percent) in his career... Made 14 of his last 21 attempts from the field dating back to last season... Scored in four consecutive games earlier this season for the first time in his career... Season averages prorated over 40 minutes are rather impressive: 9.9 points and 6.4 rebounds.

**Trends:** San Diego State is 4-1 this season when he scores.

## 2004-05 Game-By-Game Statistics

Date	Opponent	S	MP	FG-FGA	3FG-FGA	FT-FTA	REB	PF	A	TO	BK	S	TP
N.19	UC Santa Barbara	2	2	0-0	0-0	0-0	1	0	0	0	0	0	0
N.22	Monmouth	16	16	1-3	0-0	0-0	3	3	0	0	0	1	2
N.27	UC San Diego	14	14	4-5	0-0	0-0	2	4	0	1	0	0	8
D.1	San Diego	6	6	1-1	0-0	0-0	2	0	0	0	0	0	2
D.4	at UC Santa Barbara	19	19	2-3	0-0	0-2	3	0	1	0	1	0	4
D.7	at Washington	9	9	0-1	0-0	0-0	1	0	0	0	0	0	0
D.11	California	15	15	2-2	0-0	0-1	1	2	0	0	0	1	4
D.14	Saint Mary's												
D.18	at Loyola Marymount												
D.21	Cal State Fullerton												
D.28	at Iowa State												
D.31	Providence												
J.3	South Dakota State												
J.8	at Brigham Young*												
J.15	at UNLV*												
J.22	Wyoming*												
J.24	Colorado State*												
J.29	at Air Force*												
J.31	at New Mexico*												
F.5	Utah*												
F.7	Brigham Young*												
F.12	UNLV*												
F.19	at Colorado State*												
F.21	at Wyoming*												
F.26	New Mexico*												
F.28	Air Force*												
M.5	at Utah*												
M.10-12	at Mountain West Conference Championships												

## ► Davis Career Statistics

Year	G-GS	Min.-Avg.	FG-FGA	Pct.	3P-3PA	Pct.	FT-FTA	Pct.	OR	DR	Reb	Avg.	PF-D	AT	TO	BS	ST	Pts.	Avg.
02-03	24-0	166-6.9	16-26	.615	0-0	.000	3-7	.429	4	22	26	1.1	36-2	1	6	2	5	35	1.5
03-04	17-0	89-5.2	11-23	.478	0-0	.000	4-6	.667	9	8	17	1.0	15-0	2	3	4	1	26	1.5
04-05	7-0	81-11.6	10-15	.667	0-0	.000	0-3	.000	6	7	13	1.9	9-0	1	1	1	2	20	2.9
<b>Totals</b>	<b>48-0</b>	<b>336-7.0</b>	<b>37-64</b>	<b>.578</b>	<b>0-0</b>	<b>.000</b>	<b>7-16</b>	<b>.438</b>	<b>19</b>	<b>37</b>	<b>56</b>	<b>1.2</b>	<b>60-2</b>	<b>4</b>	<b>10</b>	<b>7</b>	<b>8</b>	<b>81</b>	<b>1.7</b>

Season/Career Highs

**Points**  
Career 14 at Washington, 12-7-04

**Rebounds**  
Career 5 vs. San Diego, 12-1-04  
5 vs. Monmouth, 11-22-04

**Assists**  
Career 6 vs. Monmouth, 11-22-04

**Field Goals**  
Career 5 at Washington, 12-7-04

**Field Goals Attempted**  
Career 11 at Washington, 12-7-04

**Three-Point Field Goals**  
Career 1 vs. UCSD, 11-22-04  
1 vs. Monmouth, 11-22-04

**Three-Point Field Goals Attempted**  
Career 3 vs. Monmouth, 11-22-04

**Free Throws**  
Career 4 at Washington, 12-7-04

**Free Throws Attempted**  
Career 5 vs. Monmouth, 11-22-04

**Steals**  
Career 3 at Washington, 12-7-04  
3 vs. UCSD, 11-27-04

**Blocked Shots**  
Career

**Minutes Played**  
Career 27 at Washington, 12-7-04  
27 vs. Monmouth, 11-22-04

# 21 • Matt Thomas

Guard • 6-3 • 191 • Freshman • Riverside, Calif. (Martin Luther King High)



**MWC Rankings (as of 12/13):** 13th in steals, 14th in assists

One of eight players to play in all seven games... Only freshman to play in every game of the season... Made six consecutive free throws and has made 8-of-10 after making just 3-of-9 to open the season... Recorded a point, rebound and an assist in all seven of his games (Chris Manker and Brandon Heath are the other two players to do that in every game this season)... His 17 assists this season are second on the team, despite averaging 19.0 minutes per game, sixth highest total on the squad... Eight steals ranks third on the team... With 17 assists and 15 turnovers he joins Chris Manker, Tyler Smith and Travis Hanour as the only Aztec players with more assists than turnovers... Posted a career-best 14 points at Washington (12-7-04)... Scored 20 points in last two games (43 minutes).

**Trends:** San Diego State is 3-1 this when Thomas plays 17 or more minutes... The Aztecs are

3-1 when he has more assists than turnovers..

## 2004-05 Game-By-Game Statistics

Date	Opponent	S	MP	FG-FGA	3FG-FGA	FT-FTA	REB	PF	A	TO	BK	S	TP
N.19	UC Santa Barbara	6	1-2	0-0	0-0	1	1	1	0	0	0	2	
N.22	Monmouth	27	3-8	1-3	1-5	5	0	6	3	0	0	8	
N.27	UC San Diego	24	2-3	1-1	2-2	4	1	2	1	0	3	7	
D.1	San Diego	17	2-7	0-1	0-2	5	1	1	3	0	0	4	
D.4	at UC Santa Barbara	16	0-3	0-0	2-4	2	0	3	2	0	0	2	
D.7	at Washington	27	5-11	0-1	4-4	3	2	3	4	0	3	14	
D.11	California	16	2-5	0-1	2-2	2	3	1	2	0	2	6	
D.14	Saint Mary's												
D.18	at Loyola Marymount												
D.21	Cal State Fullerton												
D.28	at Iowa State												
D.31	Providence												
J.3	South Dakota State												
J.8	at Brigham Young*												
J.15	at UNLV*												
J.22	Wyoming*												
J.24	Colorado State*												
J.29	at Air Force*												
J.31	at New Mexico*												
F.5	Utah*												
F.7	Brigham Young*												
F.12	UNLV*												
F.19	at Colorado State*												
F.21	at Wyoming*												
F.26	New Mexico*												
F.28	Air Force*												
M.5	at Utah*												
M.10-12	at Mountain West Conference Championships												

## ► Thomas Career Statistics

Year	G-GS	Min.-Avg.	FG-FGA	Pct.	3P-3PA	Pct.	FT-FTA	Pct.	OR	DR	Reb	Avg.	PF-D	AT	TO	BS	ST	Pts. Avg.
04-05	7-0	133-19.0	15-39	.385	2-7	.286	11-19	.579	9	13	22	3.1	8-0	17	15	0	8	43 6.1

## Season/Career Highs

## Points

Career 6 vs. UCSD, 11-27-04

## Rebounds

Career

## Assists

Career

## Field Goals

Career 2 vs. UCSD, 11-27-04

## Field Goals Attempted

Career 2 vs. UCSD, 11-27-04

## Three-Point Field Goals

Career

## Three-Point Field Goals Attempted

Career

## Free Throws

Career 2 vs. UCSD, 11-27-04

## Free Throws Attempted

Career 4 vs. UCSD, 11-27-04

## Steals

Career

## Blocked Shots

Career

## Minutes Played

Career 4 vs. UCSD, 11-27-04

## 31 • Jared Ines

Forward • 6-7 • 234 • Senior • Modesto, Calif. (Ceres High/Ohlone College)



Senior walk-on player entering his second season with the program... Played in five games and has made the most of his opportunities... In just nine minutes, he has scored eight points... Had career-best six points in four minutes against UC San Diego (11-27-04)... Also had two points at Washington (12-7-04).

## 2004-05 Game-By-Game Statistics

Date	Opponent	S	MP	FG-FGA	3FG-FGA	FT-FTA	REB	PF	A	TO	BK	S	TP
N.19	UC Santa Barbara		1	0-0	0-0	0-0	0	0	0	0	0	0	0
N.22	Monmouth		DNP - Coach's Decision										
N.27	UC San Diego		4	2-2	0-0	2-4	0	0	0	0	0	0	6
D.1	San Diego		1	0-0	0-0	0-0	0	0	0	0	0	0	0
D.4	at UC Santa Barbara		2	0-0	0-0	0-2	0	0	0	0	0	0	0
D.7	at Washington		1	1-1	0-0	0-0	0	0	0	0	0	0	2
D.11	California		DNP - Coach's Decision										
D.14	Saint Mary's												
D.18	at Loyola Marymount												
D.21	Cal State Fullerton												
D.28	at Iowa State												
D.31	Providence												
J.3	South Dakota State												
J.8	at Brigham Young*												
J.15	at UNLV*												
J.22	Wyoming*												
J.24	Colorado State*												
J.29	at Air Force*												
J.31	at New Mexico*												
F.5	Utah*												
F.7	Brigham Young*												
F.12	UNLV*												
F.19	at Colorado State*												
F.21	at Wyoming*												
F.26	New Mexico*												
F.28	Air Force*												
M.5	at Utah*												
M.10-12	at Mountain West Conference Championships												

## ► Ines Career Statistics

Year	G-GS	Min.-Avg.	FG-FGA	Pct.	3P-3PA	Pct.	FT-FTA	Pct.	OR	DR	Reb	Avg.	PF-D	AT	TO	BS	ST	Pts. Avg.	
04-05	5-0	9-1.8	3-3	100.0	0-0	.000	2-6	.333	0	0	0	0.0	0-0	0	0	0	0	8	1.6

Season/Career Highs

**Points**  
 Season 23 vs. UCSD, 11-27-04  
 Career 23 vs. UCSD, 11-27-04

**Rebounds**  
 Season 8 vs. UCSB, 11-19-04  
 Career 9 vs. UCSD, 12-6-03

**Assists**  
 Season 3 vs. California, 12-11-04  
 3 vs. UCSD, 11-27-04  
 Career 3 vs. California, 12-11-04  
 3 vs. UCSD, 11-27-04

**Field Goals**  
 Season 9 vs. San Diego, 12-1-04  
 9 vs. UCSD, 11-27-04  
 Career 9 vs. San Diego, 12-1-04  
 9 vs. UCSD, 11-27-04

**Field Goals Attempted**  
 Season 13 vs. San Diego, 12-1-04  
 13 vs. UCSD, 11-27-04  
 13 vs. UCSB, 11-19-04  
 Career 13 vs. San Diego, 12-1-04  
 13 vs. UCSD, 11-27-04  
 13 vs. UCSB, 11-19-04

**Three-Point Field Goals**  
 Season 3 vs. San Diego, 12-1-04  
 Career 4 at Wyoming, 1-26-04

**Three-Point Field Goals Attempted**  
 Season 7 vs. San Diego, 12-1-04  
 Career 8 vs. UCSD, 12-6-03  
 8 vs. Wyoming, 12-16-00

**Free Throws**  
 Season 5 vs. UCSD, 11-27-04  
 Career 5 vs. UCSD, 11-27-04

**Free Throws Attempted**  
 Season 5 vs. UCSD, 11-27-04  
 Career 6 vs. IPFW, 12-30-02

**Steals**  
 Season 3 vs. UCSB, 11-19-04  
 Career 3 vs. UCSB, 11-19-04


**Blocked Shots**  
 Season 3 vs. San Diego, 12-1-04  
 Career 3 vs. San Diego, 12-1-04

**Minutes Played**  
 Season 35 vs. UCSB, 11-19-04  
 Career 35 vs. UCSB, 11-19-04

# 33 • Chris Manker

Center • 7-0 • 225 • Senior • West Des Moines, Iowa

(Laguna Beach (Calif.) High/Oregon State University)



**MWC Rankings (as of 12/13):** 10th in scoring, 14th in field goal percentage

One of the real surprises in the Mountain West Conference this season, he has already reached 86.0 percent of his scoring, 38.2 percent of his rebounding 130.0 percent of his assist total from last season... Already has 24 two-point field goals this season after connecting on 17 all of last season and 52 in his first three seasons combined... Played in all seven games this season and has started six consecutive games... Started six games this season after starting five his first three seasons combined... Already has three double-figure scoring games this season after posting three in his first three seasons combined... Currently has a streak of eight consecutive free throws made... One of three players to record a point, rebound and an assist in each of the first seven games this season (Brandon Heath and Matt Thomas)... Set a then-career high with 17 points, and added eight rebounds and a career-high three steals against UC Santa Barbara (11-19-04)... Against UC San Diego (11-27-04), scored his current career-high of 23 points on 8-for-13 shooting, all from inside the arc, and added a career-best 5-for-5 performance from the charity stripe... Also set a new career-mark against UC San Diego (11-27-04) with three assists.

**Trends:** San Diego State is 2-1 this season and 9-2 in Manker's career when he blocks a shot... Dating back to his days at Oregon State, Manker's teams are 12-3 when he blocks a shot... SDSU is 3-1 this season and 12-6 in his career when Manker shoots 50 percent or better from the field.

## 2004-05 Game-By-Game Statistics

Date	Opponent	S	MP	FG-FGA	3FG-FGA	FT-FTA	REB	PF	A	TO	BK	S	TP
N.19	UC Santa Barbara		35	7-13	2-6	1-4	8	2	2	1	0	3	17
N.22	Monmouth	S	21	3-6	1-3	2-3	2	1	1	2	0	0	9
N.27	UC San Diego	S	28	9-13	0-2	5-5	5	0	3	0	1	1	23
D.1	San Diego	S	32	9-13	3-7	1-1	6	1	2	2	3	1	22
D.4	at UC Santa Barbara	S	29	2-6	1-3	0-0	3	4	1	1	0	0	5
D.7	at Washington	S	20	3-9	2-5	0-0	1	4	1	3	1	0	8
D.11	California	S	23	0-6	0-4	2-2	1	1	3	1	0	1	2
D.14	Saint Mary's												
D.18	at Loyola Marymount												
D.21	Cal State Fullerton												
D.28	at Iowa State												
D.31	Providence												
J.3	South Dakota State												
J.8	at Brigham Young*												
J.15	at UNLV*												
J.22	Wyoming*												
J.24	Colorado State*												
J.29	at Air Force*												
J.31	at New Mexico*												
F.5	Utah*												
F.7	Brigham Young*												
F.12	UNLV*												
F.19	at Colorado State*												
F.21	at Wyoming*												
F.26	New Mexico*												
F.28	Air Force*												
M.5	at Utah*												
M.10-12	at Mountain West Conference Championships												

## ► Manker Career Statistics

\* - At Oregon St.

Year	G-GS	Min.-Avg.	FG-FGA	Pct.	3P-3PA	Pct.	FT-FTA	Pct.	OR	DR	Reb	Avg.	PF-D	AT	TO	BS	ST	Pts.	Avg.
00-01*	21-3	252-12.0	12-42	.286	6-30	.200	3-5	.600	13	28	41	2.0	29-1	10	15	5	4	33	1.6
02-03	25-1	199-8.0	27-68	.397	16-45	.356	3-9	.333	11	19	30	1.2	24-0	4	16	5	3	73	3.0
03-04	29-1	293-10.1	37-98	.378	20-56	.357	6-14	.429	24	44	68	2.3	26-0	10	16	4	5	100	3.4
04-05	7-6	188-26.9	33-66	.500	9-30	.300	11-15	.733	12	14	26	3.7	13-0	13	10	5	6	86	12.3
<b>Totals</b>	<b>82-11</b>	<b>932-11.4</b>	<b>109-274</b>	<b>.398</b>	<b>51-161</b>	<b>.317</b>	<b>23-43</b>	<b>.535</b>	<b>60</b>	<b>105</b>	<b>165</b>	<b>2.0</b>	<b>92-1</b>	<b>37</b>	<b>57</b>	<b>19</b>	<b>18</b>	<b>292</b>	<b>3.6</b>



Season/Career Highs

**Points**  
 Season 28 vs. UCSB, 11-19-04  
 Career 28 vs. UCSB, 11-19-04

**Rebounds**  
 Season 13 vs. UCSB, 11-19-04  
 Career 15 vs. CSU, 2-23-04

**Assists**  
 Season 3 vs. San Diego, 12-1-04  
 3 vs. UCSD, 11-27-04  
 Career 3 at Arizona, 12-22-03  
 3 vs. UCSD, 11-27-04

**Field Goals**  
 Season - four times  
 Career - five times

**Field Goals Attempted**  
 Season 20 vs. California, 12-11-04  
 Career 20 vs. California, 12-11-04

**Three-Point Field Goals**  
 Season 3 at UCSB, 12-4-04  
 Career 3 at UCSB, 12-4-04  
 3 vs. LBSU, 11-21-03

**Three-Point Field Goals Attempted**  
 Season 4 vs. California, 12-11-04  
 4 at UCSB, 12-4-04  
 Career 4 vs. California, 12-11-04  
 4 at UCSB, 12-4-04

**Free Throws**  
 Season 12 vs. UCSB, 11-19-04  
 Career 12 vs. UCSB, 11-19-04

**Free Throws Attempted**  
 Season 14 vs. Monmouth, 11-22-04  
 14 vs. UCSB, 11-19-04  
 Career 14 vs. Monmouth, 11-22-04  
 14 vs. UCSB, 11-19-04

**Steals**  
 Season 4 vs. UCSB, 11-19-04  
 Career 5 at UNM, 2-28-04

**Blocked Shots**  
 Season 3 vs. UCSD, 11-27-04  
 Career 3 vs. UCSD, 11-27-04

**Minutes Played**  
 Season 41 vs. UCSB, 11-19-04  
 Career 41 vs. UCSB, 11-19-04

# 42 • Marcus Slaughter

Forward • 6-8 • 223 • Sophomore • Riverside, Calif. (J.W. North High)



**MWC Rankings (as of 12/13):** 1st in scoring, 1st in offensive rebounding, 4th in rebounding, 5th in steals, 5th in defensive rebounding, 7th in blocked shots, 12th in field goal percentage

Not only one of the top players in the Mountain West Conference, but the entire West Coast... Leads the MWC in scoring and ranked among the league's top 12 in seven different categories... Has scored in double figures in seven straight games (had not scored in double figures in three consecutive games prior to this streak) after scoring 10+ points in eight games all of last season... Has a MWC-high four 20-point scoring games this season... Made a three-point field goal in five straight games... Has seven or more rebounds in four straight games (averaging 8.8 rpg during that stretch)... Connected on five of his last 10 attempts from three-point range (50.0 percent)... Has two double-doubles this season and four in his career... Led the team in scoring five times this season and six times in his career... Led team in rebounding five times this season and 15 times in his career... Has seven double-figure scoring games this season and 15 in his career... Has two double-figure rebound games this season and six in his career... Started 24 consecutive games (last non-start was Dec. 31, 2003)

**Trends:** San Diego State is 3-1 this season when Slaughter shoots better than 50 percent from the field.

## 2004-05 Game-By-Game Statistics

Date	Opponent	S	MP	FG-FGA	3FG-FGA	FT-FTA	REB	PF	A	TO	BK	S	TP
N.19	UC Santa Barbara	S	41	8-16	0-2	12-14	13	5	1	5	0	4	28
N.22	Monmouth	S	35	4-6	0-0	10-14	7	2	0	4	2	2	18
N.27	UC San Diego	S	30	7-11	1-3	5-7	4	0	3	0	3	2	20
D.1	San Diego	S	35	4-9	1-3	3-5	12	4	3	4	2	0	12
D.4	at UC Santa Barbara	S	33	8-13	3-4	5-5	7	4	1	3	0	0	24
D.7	at Washington	S	36	8-13	1-2	4-9	7	3	1	4	2	2	21
D.11	California	S	39	8-20	1-4	1-2	9	3	1	2	1	2	18
D.14	Saint Mary's												
D.18	at Loyola Marymount												
D.21	Cal State Fullerton												
D.28	at Iowa State												
D.31	Providence												
J.3	South Dakota State												
J.8	at Brigham Young*												
J.15	at UNLV*												
J.22	Wyoming*												
J.24	Colorado State*												
J.29	at Air Force*												
J.31	at New Mexico*												
F.5	Utah*												
F.7	Brigham Young*												
F.12	UNLV*												
F.19	at Colorado State*												
F.21	at Wyoming*												
F.26	New Mexico*												
F.28	Air Force*												
M.5	at Utah*												
M.10-12	at Mountain West Conference Championships												

## ► Slaughter Career Statistics

Year	G-GS	Min.-Avg.	FG-FGA	Pct.	3P-3PA	Pct.	FT-FTA	Pct.	OR	DR	Reb	Avg.	PF-D	AT	TO	BS	ST	Pts.	Avg.
03-04	30-18	755-25.2	87-184	.473	8-24	.333	55-76	.724	84	120	204	6.8	67-2	22	36	17	34	237	7.9
04-05	7-7	249-35.6	47-88	.534	7-18	.389	40-56	.714	23	36	59	8.4	21-1	10	22	10	12	141	20.1
<b>Totals</b>	<b>37-25</b>	<b>1,005-27.2</b>	<b>134-272</b>	<b>.493</b>	<b>15-42</b>	<b>.357</b>	<b>95-132</b>	<b>.720</b>	<b>107</b>	<b>156</b>	<b>263</b>	<b>7.1</b>	<b>88-3</b>	<b>32</b>	<b>58</b>	<b>27</b>	<b>46</b>	<b>378</b>	<b>10.2</b>

## Season/Career Highs

## Points

Career 7 vs. Monmouth, 11-22-04

## Rebounds

Career 8 vs. Monmouth, 11-22-04

## Assists

Career 1 at UCSB, 12-4-04  
1 vs. San Diego, 12-1-04

## Field Goals

Career 3 vs. Monmouth, 11-22-04

## Field Goals Attempted

Career 6 vs. Monmouth, 11-22-04

## Three-Point Field Goals

Career

## Three-Point Field Goals

## Attempted

Career

## Free Throws

Career 1 vs. UCSD, 11-27-04  
1 vs. Monmouth, 11-22-04

## Free Throws Attempted

Career 2 vs. UCSD, 11-27-04

## Steals

Career 3 at Washington, 12-7-04

## Blocked Shots

Career 2 at Washington, 12-7-04

## Minutes Played

Career 31 at Washington, 12-7-04

## 50 • Mohamed Camara

Center • 6-10 • 265 • Junior • Conakry, Guinea

(Moore (Ky.) High/Riverside (Calif.) College)

**MWC Rankings (as of 12/13):** 9th in offensive rebounding, 11th in rebounding, 14th in defensive rebounding

One of four players to start every game this season and one of eight Aztecs to play in all seven games this season... Averages 9.6 rebounds per 40 minutes... Has 14 rebounds and four steals in the last two games.

**Trends:** San Diego State is 3-0 this season when he shoots 50 percent or better from the floor.

## 2004-05 Game-By-Game Statistics

Date	Opponent	S	MP	FG-FGA	3FG-FGA	FT-FTA	REB	PF	A	TO	BK	S	TP
N.19	UC Santa Barbara	S	14	0-0	0-0	0-0	5	2	0	0	1	0	0
N.22	Monmouth	S	23	3-6	0-0	1-1	8	2	0	1	0	0	7
N.27	UC San Diego	S	19	2-4	0-0	1-2	4	1	0	0	1	0	5
D.1	San Diego	S	31	2-2	0-0	0-0	5	3	1	1	1	2	4
D.4	at UC Santa Barbara	S	19	0-0	0-0	0-0	3	3	1	1	0	0	0
D.7	at Washington	S	31	1-3	0-0	0-0	7	1	0	0	2	3	2
D.11	California	S	26	3-9	0-0	0-0	7	1	0	2	0	1	6
D.14	Saint Mary's												
D.18	at Loyola Marymount												
D.21	Cal State Fullerton												
D.28	at Iowa State												
D.31	Providence												
J.3	South Dakota State												
J.8	at Brigham Young*												
J.15	at UNLV*												
J.22	Wyoming*												
J.24	Colorado State*												
J.29	at Air Force*												
J.31	at New Mexico*												
F.5	Utah*												
F.7	Brigham Young*												
F.12	UNLV*												
F.19	at Colorado State*												
F.21	at Wyoming*												
F.26	New Mexico*												
F.28	Air Force*												
M.5	at Utah*												
M.10-12	at Mountain West Conference Championships												

## ► Camara Career Statistics

Year	G-GS	Min.-Avg.	FG-FGA	Pct.	3P-3PA	Pct.	FT-FTA	Pct.	OR	DR	Reb	Avg.	PF-D	AT	TO	BS	ST	Pts.	Avg.
04-05	7-7	163-23.3	11-24	.458	0-0	.000	2-3	.667	17	22	39	5.6	13-0	2	5	5	6	24	3.4

# Last Time It Happened

## TEAM MISCELANEOUS

San Diego State played an overtime game	Nov. 19, 2004, vs. UC Santa Barbara - ot-L, 72-80
San Diego State won an overtime game	Mar. 19, 2003, vs. UC Santa Barbara - ot-W, 67-62
San Diego State played a double overtime game	Jan. 24, 2004, at Colorado State - 2ot - L, 82-92
San Diego State played a triple overtime game	Jan. 2, 2000, vs. Air Force - 3ot - L, 77-81
San Diego State played consecutive overtime games	Jan. 22 and 26, 2002, vs. Wyoming - ot-L, 85-88 and vs. UNLV - ot-L, 79-80
San Diego State won a game in the final seconds	Mar. 2, 2002, vs. Air Force, Al Faux jumper right wing (:02.6) - W, 49-47
San Diego State lost a game in the final seconds	Jan. 26, 2002, vs. UNLV, Louis Amundson made front end of two-shot foul (:02.4) - ot-L, 79-80

## TEAM SCORING

San Diego State scored 100 or more points	Dec. 2, 1998, vs. Southern Cal College - W, 103-49
San Diego State scored 90 or more points	Dec. 18, 2003, vs. Cal Poly - W, 90-71
San Diego State scored 80 or more points	Dec. 1, 2004, vs. San Diego - W, 83-63
San Diego State scored less than 50 points	Mar. 1, 2004, at Air Force - L, 49-61
An opponent scored 100 or more points	Mar. 3, 2003, at Colorado State - L, 89-102
An opponent scored less than 50 points	Nov. 21, 2003, vs. Long Beach State - W, 74-44
San Diego State scored 50 or more points in a half	Nov. 27, 2004, vs. UC San Diego (51 in 2nd half) - W, 86-51
San Diego State scored 40 or more points in a half	Dec. 1, 2004, vs. San Diego (45 in 2nd half) - W, 83-63
San Diego State won by 40 or more points	Nov. 27, 2000, vs. UC San Diego - W, 98-53
San Diego State won by 30 or more points	Nov. 27, 2004, vs. UC San Diego - W, 86-51
San Diego State won by 20 or more points	Dec. 1, 2004, vs. San Diego - W, 83-63

## INDIVIDUAL SCORING

SDSU player had 50 or more points	Feb. 20, 1986, Anthony Watson (54) vs. U.S. International - W, 138-93
SDSU player had 40 or more points	Feb. 20, 1986, Anthony Watson (54) vs. U.S. International - W, 138-93
SDSU player had 35 or more points	Feb. 10, 1990, Shawn Jamison (37) vs. U.S. International - W, 138-93
SDSU player had 30 or more points	Dec. 31, 2003, Aerick Sanders (34) vs. Portland - W, 67-61
SDSU player made 10 or more field goals in a game	Mar. 6, 2004, Aerick Sanders (10-19) vs. Utah - L, 53-66
SDSU player scored 20 or more points in a half	Nov. 19, 2004, Marcus Slaughter (20 in 2nd half) vs. UC Santa Barbara - ot-L, 72-80

## MULTIPLE INDIVIDUAL SCORING

Three SDSU players had 20 points in same game	Dec. 1, 2001, Tony Bland (22), Al Faux (21), Randy Holcomb (20) vs. CSU Northridge - W, 80-70
Two SDSU players had 20 points in same game	Dec. 4, 2004, Marcus Slaughter (24), Brandon Heath (20) at UC Santa Barbara - W, 73-55
Five SDSU players scored in double figures in same game	Dec. 6, 2003, Wesley Stokes (18), Brandon Heath (12), Chris Manker (12), Aerick Sanders (12), Chris Walton (12) vs. UC San Diego - W, 76-51
Four SDSU players scored in double figures in same game	Dec. 1, 2004, Brandon Heath (26), Chris Manker (22), John Sharper (13), Marus Slaughter (12) vs. San Diego - W, 83-63

## CONSECUTIVE INDIVIDUAL SCORING

SDSU player had consecutive 30-point games	Jan. 27 and 30, 1986, Anthony Watson vs. Wyoming (30) and vs. Colorado State (31)
SDSU player had consecutive 20-point games	Dec. 4 and Dec. 7, 2004, Marcus Slaughter at UC Santa Barbara (24) and at Washington (21)
SDSU player had consecutive 10-plus made free-throw games	Nov. 19 and Nov. 22, 2004, Marcus Slaughter vs. UCSB (12) and vs. Monmouth (10)

## TEAM REBOUNDING

San Diego State had 45 or more rebounds	Jan. 24, 2004, at Colorado State (46) - 2ot-L, 82-92
San Diego State had 40 or more rebounds	Nov. 22, 2004, vs. Monmouth (41) - W, 69-65
+20-Rebound Margin	Nov. 22, 2004, vs. Monmouth (+21) - W 69-65
+15-Rebound Margin	Nov. 22, 2004, vs. Monmouth (+21) - W 69-65
+10-Rebound Margin	Dec. 1, 2004, vs. San Diego (+14) - W, 83-63

## INDIVIDUAL REBOUNDING

SDSU player had 20 or more rebounds	Feb. 6, 1984, Michael Cage (21) vs. Wyoming - ot-L, 73-83
SDSU player had 15 or more rebounds	Feb. 21, 2004, Aerick Sanders (16) vs. Wyoming - W, 74-66
SDSU player had 10 or more rebounds	Dec. 1, 2004, Marcus Slaughter (12) vs. San Diego - W, 83-63

## DOUBLE-DOUBLES

SDSU player had a triple-double	never
SDSU player had a double-double	Dec. 1, 2004, Marcus Slaughter (22 points, 12 rebounds) vs. San Diego - W, 83-63
SDSU player had a point-assist double-double	Jan. 2, 2000, Bradley Jackson (17 points, 11 assists) vs. High Point - W, 74-63
Two SDSU players had double-double in same game	Jan. 2, 2002, Randy Holcomb (22 points, 13 rebounds), Chris Walton (12 points, 10 rebounds) vs. IPFW - W, 90-72

## Last Time It Happened (cont.)

### Three SDSU players had double-double in same game

.....Dec. 7, 1982, Eddy Gordon (15 points, 11 rebounds), Keith Smith (14 points, 14 rebounds), Michael Cage (12 points, 11 rebounds) vs. Doane College - W, 100-88  
 SDSU player had three consecutive double-doubles  
 .....Jan. 17, 24 and 26, 2004, Aerick Sandes (23 points, 10 rebs.) vs. UNLV, (15 points, 16 rebs.) at Colorado State, (12 points, 11 rebs.) at Wyoming

### TEAM ASSISTS

San Diego State had 25 or more assists .....Dec. 1, 2001, vs. Cal State Northridge (26) - W, 80-70  
 San Diego State had 20 or more assists .....Nov. 27, 2004, vs. UC San Diego (23) - W, 86-51  
 San Diego State had 15 or more assists .....Dec. 4, 2004, vs. UC Santa Barbara (16) - W, 73-55

### INDIVIDUAL ASSISTS

SDSU player had 15 or more assists .....Mar. 7, 1981, Tony Gwynn (16) vs. New Mexico - W, 92-84  
 SDSU player had 10 or more assists .....Mar. 1, 2001, Deandre Moore (11) vs. Wyoming - L, 62-69

### TEAM STEALS

San Diego State had 15 or more steals .....Nov. 27, 2004, vs. UC San Diego (15) - W, 86-51  
 San Diego State had 10 or more steals .....Dec. 11, 2004, vs. California (12) - L, 57-60

### INDIVIDUAL STEALS

SDSU player had 9 or more steals .....Feb. 20, 1986, Tracy Dildy (9) vs. USIU - W, 138-93  
 SDSU player had 5 or more steals .....Feb. 28, 2004, Marcus Slaughter (5) vs. New Mexico - L, 60-72

### TEAM BLOCKS

San Diego State had 10 or more blocks .....Jan. 21, 2002, vs. Wyoming (11) - ot-L, 85-88  
 San Diego State had 5 or more blocks .....Dec. 7, 2004, at Washington (6) - L, 69-98

### INDIVIDUAL BLOCKS

SDSU player had 5 or more blocks .....Jan. 6, 2004, Aerick Sanders (5) vs. Saint Mary's - L, 66-80  
 SDSU player had 3 or more blocks .....Dec. 1, 2004, Chris Manker (3) vs. San Diego - W, 83-63

### TEAM TURNOVERS

San Diego State had 10 or fewer turnovers .....Nov. 27, 2004, vs. UC San Diego (9) - W, 86-51  
 San Diego State forced 25 or more turnovers .....Nov. 27, 2004, vs. UC San Diego (27) - W, 86-51  
 San Diego State forced 20 or more turnovers .....Dec. 7, 2004, at Washington (20) - L, 69-98

### INDIVIDUAL MINUTES

SDSU player played 50 or more minutes .....Jan. 20, 2000, Myron Epps (50) vs. Air Force - 3ot-L, 77-81  
 SDSU player played 45 or more minutes .....Feb. 9, 2004, Aerick Sanders (45) at Brigham Young - ot-L, 69-83  
 SDSU player played 40 or more minutes .....Nov. 19, 2004, Brandon Heath and Marcus Slaughter (41) vs. UC Santa Barbara - ot-L, 72-80

### TEAM THREE-POINTERS

San Diego State made 15 or more three-point shots .....Dec. 2, 2002, vs. UC San Diego (16) - W, 87-57  
 San Diego State made 10 or more three-point shots .....Dec. 4, 2004, vs. UC Santa Barbara (12) - W, 73-55

### INDIVIDUAL THREE-POINTERS

SDSU player made 9 or more three-point shots .....Dec. 27, 1986, Tony Ross (9) vs. Manhattan - W, 77-69  
 SDSU player made 5 or more three-point shots .....Nov. 24, 2004, Brandon Heath (5) vs. Ohio State - W, 83-61

### TEAM FREE THROWS

San Diego State had a 85 percent or higher free-throw percentage (min. 15 att.) .....Dec. 3, 2003, vs. San Diego (87.5 percent - 14-16) - W, 66-63  
 San Diego State had a 80 percent or higher free-throw percentage (min. 15 att.) .....Feb. 17, 2004, at UNLV (80.0 percent 12-15) - L, 65-68  
 San Diego State attempted 40 or more free-throws .....Mar. 1, 2003, vs. Wyoming (42) - W, 86-73  
 San Diego State attempted 30 or more free-throws .....Nov. 22, 2004, vs. Monmouth (33) - W, 69-65

### INDIVIDUAL FREE THROWS

SDSU player made 10 or more free-throws in a game .....Nov. 22, 2004, Marcus Slaughter (10-14) vs. Monmouth - W, 69-65  
 SDSU player made 100% free-throw percentage (min. 10 att.) .....Dec. 13, 2003, Brandon Heath (10-10) at Texas Tech, L, 68-78

### TEAM SHOOTING PERCENTAGE

SDSU made 60 percent or better from the field .....Dec. 4, 2004, at UC Santa Barbara (60.0 percent - 27-45) - W, 73-55  
 SDSU made 55 percent or better from the field .....Dec. 4, 2004, at UC Santa Barbara (60.0 percent - 27-45) - W, 73-55  
 SDSU had consecutive 50% or better games ..Dec.1 and Dec. 4, 2004, vs. San Diego (53.6 percent - 30-56) and at UC Santa Barbara (60 percent - 27-45)



# SDSU Career Records

## Points

Rk	DI	Name, Years	Points
1.	1.	Michael Cage, 81-82-83-84	1,846
2.	2.	Anthony Watson, 83-84-85-86	1,735
3.	-	Tony Pinkins, 55-56-57	1,475
4.	-	Bob Brady, 52-53-54	1,389
5.	3.	Steve Copp, 73-74-75-76	1,307
6.	-	Al Skalecky, 66-67-68	1,271
7.	4.	Tony Ross, 87-88-89	1,259
8.	5.	Chad Nelson, 94-95-96-97	1,225
9.	6.	Will Connelly, 75-76-77	1,188
9.	-	Von Jacobsen, 69-70-71	1,188
11.	-	Bernie Finlay, 58-59-60	1,110
12.	7.	•Myron Epps, 99-00-01-02	1,090
13.	8.	Eddie Morris, 80-81-82-83	1,089
14.	-	Danny Newport, 54-55-56	1,048
15.	-	Milton Phelps, 39-40-41	1,043
16.	-	Dave Miller, 66-67-68	1,034
17.	9.	Leonard Allen, 82-83-84-85	1,019
18.	10.	•Tony Bland, 02-03	1,012
19.	11.	Kim Goetz, 78-79	1,005
20.	12.	•Randy Holcomb, 01-02	1,002
13.	Joel Kramer, 74-76-77-78	949	
14.	Mike Dodd, 76-77-78-79	928	
15.	Tony Gwynn, 78-79-80-81	925	
16.	Jason Richey, 97-98	908	
17.	Courtie Miller, 90-91-92-93-94	891	
18.	Joe McNaull, 91-92-93	843	
19.	Steve Malovic, 78-79	838	
20.	Eddy Gordon, 80-81-82-83	807	
21.	•Aerick Sanders, 01-02-03-04	806	
22.	Jimmy Harris, 71-72	800	
23.	Mitch McMullen, 88-89	799	
24.	Zach Jones, 81-82	794	
25.	•Al Faux, 01-02	794	
---			
nr.	•Brandon Heath, 04-05	529	
nr.	•Chris Walton, 01-02-04-05	446	
nr.	•Marcus Slaughter, 04-05	378	
nr.	•Wesley Stokes, 04	363	

## Scoring Average

Rk	DI	Name, Years	PPG
1.	-	Bob Brady, 52-53-54	18.8
2.	1.	Kim Goetz, 78-79	18.6
3.	-	Tony Pinkins, 55-56-57	18.1
4.	2.	Jason Richey, 97-98	17.5
5.	3.	Michael Cage, 81-82-83-84	16.5
6.	4.	•Randy Holcomb, 01-02	16.4
7.	5.	•Tony Bland, 02-03	16.1
8.	6.	Anthony Watson, 83-84-85-86	15.8
9.	-	Al Skalecky, 66-67-68	15.5
10.	-	Von Jacobsen, 69-70-71	15.4
11.	7.	Chris McMurray, 72-73	15.238
12.	8.	Steve Malovic, 78-79	15.236
13.	-	Bernie Finlay, 58-59-60	15.205
14.	-	Dick Maureau, 61-62	15.1
15.	9.	Marty Dow, 90-91	14.9
16.	10.	Jimmy Harris, 71-72	14.814
17.	11.	Tony Ross, 87-88-89	14.812
18.	12.	Zack Jones, 81-82	14.7
19.	13.	Will Connelly, 75-76-77	14.5
20.	-	Bob Lundgren, 67-68	14.3
21.	14.	Steve Copp, 73-74-75-76	14.1
15.	•Al Faux, 01-02	13.84	
16.	Mitch McMullen, 88-89	13.78	
17.	Matt Watts, 98-99	13.7	
18.	Marc Carter, 94-95	12.70	
19.	Presnell Gilbert, 77-78-79	12.68	
20.	Jimmy Wilkins, 71-72	12.6	

## Rebounds

Rk	DI	Name, Years	Rebounds
1.	1.	Michael Cage, 81-82-83-84	1,317
2.	-	Al Skalecky, 66-67-68	1,090
3.	-	Larry Meek, 63-64-65	764
4.	2.	Steve Copp, 73-74-75-76	737
5.	3.	Leonard Allen, 82-83-84-85	724
6.	4.	Joel Kramer, 74-76-77-79	711
7.	5.	•Aerick Sanders, 01-02-03-04	686
8.	-	Noel Mickelsen, 54-55-56	642
9.	6.	Will Connelly, 75-76-77	641
10.	7.	Eddy Gordon, 80-81-82-83	631
11.	-	Tony Pinkins, 55-56-57	604
8.	Joe McNaull, 91-92-93	572	
9.	•Marcelo Correa, 97-98-99-00-01	522	
10.	•Myron Epps, 99-00-01-02	508	
11.	Chris McMurray, 72-73	492	
12.	Steve Malovic, 78-79	484	
13.	•Randy Holcomb, 01-02	481	
14.	Allen Bunting, 74-75-76	456	
15.	Larry Jones, 72-73	420	
16.	Marty Dow, 90-91	415	
17.	Rodney Hawkins, 86-87-88	413	
18.	Mitch McMullen, 88-89	408	
19.	Leon Carter, 95-96	395	
20.	John Martens, 83-84-85-86	372	
21.	Chad Nelson, 94-95-96-97	370	
22.	Anthony Watson, 83-84-85-86	362	
23.	John Anderson, 73-74	354	
24.	Roy Krusiwyk, 97-98	346	
25.	Marc Carter, 94-95	344	
---			
nr.	•Chris Walton, 01-02-04-05	322	
nr.	•Marcus Slaughter, 04-05	263	
nr.	•Tommy Johnson, 02-03-04-05	149	
nr.	•Chris Manker, 04-05	124	

## Rebound Average

Rk	DI	Name, Years	RPG
1.	-	Al Skalecky, 66-67-68	13.3
1.	Michael Cage, 81-82-83-84	11.8	
2.	Steve Malovic, 78-79	8.8	
3.	Marty Dow, 90-91	8.0	
4.	Steve Copp, 73-74-75-76	7.9247	
5.	Larry Jones, 72-73	7.9245	
6.	•Randy Holcomb, 01-02	7.88	
7.	Will Connelly, 75-76-77	7.8	
8.	Joel Kramer, 74-76-77-78	7.2	
9.	Mitch McMullen, 88-89	7.0	
10.	Leon Carter, 95-96	6.9	
11.	John Anderson, 73-74	6.8	
12.	Joe McNaull, 91-92-93	6.7	
13.	•Aerick Sanders, 01-02-03-04	6.294	
14.	Roy Krusiwyk, 97-98	6.290	
15.	Leonard Allen, 82-83-84-85	6.24	
16.	Marc Carter, 94-95	6.1	
17.	Rodney Hawkins, 86-87-88	5.900	
18.	Eddy Gordon, 80-81-82-83	5.897	
19.	Kevin Betts, 97-98	5.89	
20.	Allen Bunting, 74-75-76	5.8	

## Assists

Rk	Name, Years	Assists
1.	Tony Gwynn, 78-79-80-81	590
2.	Chad Nelson, 94-95-96-97	412
3.	Mark Delsman, 74-75-76-77	376
4.	Anthony Watson, 83-84-85-86	356
5.	Keith Smith, 82-83	349
6.	•Deandre Moore, 01-02-03	339
7.	Dean Decker, 77-78	307
8.	Ray Leary, 74-75-76	279
9.	Mike Dodd, 76-77-78-79	271
10.	Creon Dorsey, 85-86	263

11.	Bryan Williams, 88-89	243
12.	Michael Best, 89-90	238
13.	•Tony Bland, 02-03	213
14.	Arthur Massey, 90-91	212
15.	Jeff Konek, 85	211
16.	•David Abramowitz, 99-00-01	189
17.	Jason Richey, 97-98	184
17.	Gary Earle, 74-75-76	184
19.	•Wesley Stokes, 04	176
20.	Steve Copp, 73-74-75-76	171
21.	Matt Watts, 98-99	166
22.	Joel Kramer, 74-76-77-78	162
23.	Ray Barefield, 91-92-93	159
24.	Tracy Dildy, 86-87	155
25.	Raymond King, 96	150
26.	•Chris Walton, 01-02-04-05	137
---		
nr.	•Tommy Johnson, 02-03-04-05	88
nr.	•Brandon Heath, 04-05	82
nr.	•John Sharper, 03-04-05	52

## Assist Average

Rk	Name, Years	APG
1.	Keith Smith, 82-83	6.6
2.	Tony Gwynn, 78-79-80-81	5.51
3.	Dean Decker, 77-78	5.48
4.	Creon Dorsey, 85-86	4.5
5.	Michael Best, 89-90	4.3
6.	•Deandre Moore, 01-02-03	3.9
7.	Jeff Konek, 85	3.702
8.	Chad Nelson, 94-95-96-97	3.679
9.	Ray Leary, 74-75-76	3.671
10.	Arthur Massey, 90-91	3.59

## Field Goals

Rk	DI	Name, Years	FG
1.	1.	Anthony Watson, 83-84-85-86	702
2.	2.	Michael Cage, 81-82-83-84	679
3.	3.	Steve Copp, 73-74-75-76	507
4.	-	Tony Pinkins, 55-56-57	495
5.	4.	Eddie Morris, 80-81-82-83	483
6.	-	Al Skalecky, 66-67-68	481
7.	5.	Will Connelly, 75-76-77	477
8.	-	Bob Brady, 52-53-54	461
9.	6.	Von Jacobsen, 69-70-71	457
10.	7.	Kim Goetz, 78-79	435
8.	Tony Ross, 87-88-89	413	
9.	•Myron Epps, 99-00-01-02	407	
10.	Joel Kramer, 74-76-77-78	406	
11.	Leonard Allen, 82-83-84-85	396	
12.	Mike Dodd, 76-77-78-79	392	
13.	•Randy Holcomb, 01-02	383	
14.	•Tony Bland, 02-03	365	
15.	Chad Nelson, 94-95-96-97	344	
16.	Eddy Gordon, 80-81-82-83	343	
17.	Tony Gwynn, 78-79-80-81	340	
18.	Steve Malovic, 78-79	337	
19.	•Aerick Sanders, 01-02-03-04	334	
20.	Joe McNaull, 91-92-93	333	
---			
nr.	•Brandon Heath, 04-05	183	
nr.	•Chris Walton, 01-02-04-05	173	
nr.	•Marcus Slaughter, 04-05	134	
nr.	•Wesley Stokes, 04	124	
nr.	•Tommy Johnson, 02-03-04-05	111	

## Field Goal Attempts

Rk	DI	Name, Years	FGA
1.	1.	Anthony Watson, 83-84-85-86	1,576
2.	Michael Cage, 81-82-83-84	1,238	
3.	Steve Copp, 73-74-75-76	1,126	
4.	Eddie Morris, 80-81-82-83	1,098	
5.	Will Connelly, 75-76-77	1,020	
6.	Tony Ross, 87-88-89	933	

7.	Kim Goetz, 78-79	852
8.	Chad Nelson, 84-85-86-87	814
9.	•Randy Holcomb, 01-02	812
10.	•Tony Bland, 02-03	808
11.	•Myron Epps, 99-00-01-02	803
12.	Joel Kramer, 74-76-77-78	779
13.	Mike Dodd, 76-77-78-79	758
14.	Matt Watts, 98-99	731
15.	Jason Richey, 97-98	724
16.	Eddy Gordon, 80-81-82-83	722
17.	Tony Gwynn, 78-79-80-81	716
18.	Jimmy Harris, 71-72	710
19.	Berry Randle, 93-94-95-96	696
20.	Leonard Allen, 82-83-84-85	692
---		
nr.	•Brandon Heath, 04-05	459
nr.	•Chris Walton, 01-02-04-05	412
nr.	•Wesley Stokes, 04	338
nr.	•Tommy Johnson, 02-03-04-05	293
nr.	•Marcus Slaughter, 04-05	272

## Field Goal Percentage

Rk	DI	Name, Years	FG Pct.
1.	1.	Leonard Allen, 82-83-84-85	57.2
2.	2.	Mitch McMullen, 88-89	56.2
3.	3.	Marty Dow, 90-91	55.5
4.	4.	Steve Malovic, 78-79	55.3
5.	-	Danny Newport, 54-55-56	55.2
6.	5.	Michael Cage, 81-82-83-84	54.8
7.	6.	•Aerick Sanders, 01-02-03-04	54.0
8.	7.	•Mike Mackell, 02-03	53.6
9.	8.	Joe McNaull, 91-92-93	53.1
10.	9.	Joel Kramer, 74-76-77-78	52.1
11.	10.	Mike Dodd, 76-77-78-79	51.7
11.	Kim Goetz, 78-79	51.1	
12.	Myron Epps, 99-00-01-02	50.7	
13.	•Marcelo Correa, 97-98-99-00-01	50.0	
14.	Jimmy Wilkins, 71-72	48.9	
15.	Zach Jones, 81-82	48.4	
16.	Eddy Gordon, 80-81-82-83	47.51	
17.	Tony Gwynn, 78-79-80-81	47.49	
18.	•Randy Holcomb, 01-02	47.2	
19.	Will Connelly, 75-76-77	46.8	
20.	Presnell Gilbert, 77-78-79	45.7	

## Three-Point Field Goals

Rk	Name, Years	3FG
1.	Tony Ross, 87-88-89	270
2.	Jason Richey, 97-98	136
3.	Chad Nelson, 94-95-96-97	122
4.	Michael Best, 89-90	107
5.	•Al Faux, 01-02	106
6.	•David Abramowitz, 99-00-01	98
7.	•Deandre Moore, 01-02-03	84
7.	Berry Randle, 93-94-95-96	76
9.	Matt Watts, 98-99	65
10.	•Brandon Heath, 04-05	64
11.	•John Sharper, 03-04-05	58
12.	•Donte Wilson, 99-00	56
12.	Brady Trenkle, 95-97-99	56
12.	Chris Walters, 93-94	56
15.	Josko Visnjic, 98	55
16.	Arthur Massey, 90-91	53
17.	Tony Clark, 92-93	52
18.	•Tony Bland, 02-03	49
18.	Derric Croft, 94	49
20.	•Steve Sir, 03-04	47
20.	•Karlo Kovacic, 01-02	47
---		
nr.	•Chris Manker, 03-04-05	45
nr.	•Wesley Stokes, 04	41
nr.	•Tommy Johnson, 02-03-04-05	39
nr.	•Chris Walton, 01-02-04-05	24

# SDSU Career Records

## Three-Point FG Atts.

<i>in existence since 1986-87 season</i>		
Rk	Name, Years	3FGA
1.	Tony Ross, 87-88-89	589
2.	Jason Richey, 97-98	381
3.	Chad Nelson, 94-95-96-97	337
4.	Michael Best, 89-90	292
5.	•David Abramowitz, 99-00-01	284
6.	•Al Faux, 01-02	256
7.	Berry Randle, 93-94-95-96	253
8.	•Deandre Moore, 01-02-03	239
9.	Matt Watts, 98-99	237
10.	•Brandon Heath, 04-05	198
10.	•Donte Wilson, 99-00	180
12.	Josko Visnjic, 98	179
13.	Brady Trenkle, 95-97-99	176
14.	Arthur Massey, 90-91	173
15.	Chris Walters, 93-94	165
16.	•Tony Bland, 02-03	153
17.	Derric Croft, 94	152
18.	Tony Clark, 92-93	142
19.	•Wesley Stokes, 04	138
20.	•John Sharper, 03-04-05	136
20.	•Karlo Kovacic, 01-02	136
---		
nr.	•Chris Manker, 03-04-05	131
nr.	•Tommy Johnson, 02-03-04-05	124
nr.	•Chris Walton, 01-02-04-05	82

## Three-Point FG Pct.

<i>minimum 40 career three-point field goals</i>		
Rk	Name, Years	3FG Pct.
1.	Tony Ross, 87-88-89	45.8
2.	•John Sharper, 03-04-05	42.6
3.	•Al Faux, 01-02	41.4
4.	•Steve Sir, 03-04	39.8
5.	Michael Best, 89-90	36.64
6.	Tony Clark, 92-99	36.62
7.	Chad Nelson, 94-95-96-97	36.2
8.	Jason Richey, 97-98	35.7
9.	•Deandre Moore, 01-02-03	35.1
10.	Darryl Gaines, 86-87	34.8
11.	•Karlo Kovacic, 01-02	34.6
12.	•David Abramowitz, 99-00-01	34.5
13.	Chris Walters, 93-94	33.9
14.	•Brandon Heath, 04-05	32.3
15.	Derric Croft, 94	32.2
16.	Courtie Miller, 90-91-92-93-94	32.031
---		
nr.	•Wesley Stokes, 04	29.7

## Free Throws

Rk	DI	Name, Years	FTM
1.	1.	Michael Cage, 81-82-83-84	488
2.	-	Tony Pinkins, 55-56-57	485
3.	-	Bob Brady, 52-53-54	467
4.	2.	Chad Nelson, 94-95-96-97	415
5.	-	Bernie Finlay, 58-59-60	352
6.	3.	Anthony Watson, 83-84-85-86	331
7.	-	Al Skalecky, 66-67-68	309
8.	4.	Courtie Miller, 90-91-92-93-94	302
9.	5.	Steve Copp, 73-74-75-76	293
10.	-	Danny Newport, 54-55-56	290
6.	•Myron Epps, 99-00-01-02	274	
7.	Tony Gwynn, 78-79-80-81	245	
8.	Will Connelly, 75-76-77	234	
9.	•Tony Bland, 02-03	233	
10.	Leonard Allen, 82-83-84-85	227	
11.	Jason Richey, 97-98	218	
12.	•Marcelo Correa, 97-98-99-00-01	215	
13.	Mitch McMullen, 88-89	207	
14.	•Randy Holcomb, 01-02	205	
15.	John Martens, 83-84-85-86	201	
16.	•Mike Mackell, 02-03	199	
17.	Bery Randle, 93-94-95-96	194	

18.	Jeff Pete, 71-72	181
19.	Joe McNaull, 91-92-93	177
20.	Steve Malovic, 77-78	164
---		
nr.	•Brandon Heath, 04-05	99
nr.	•Marcus Slaughter, 04-05	95
nr.	•Chris Walton, 01-02-04-05	76
nr.	•Wesley Stokes, 04	74

## Free Throws Attempted

<i>since 1978-79 season</i>		
DI	Name, Years	FTA
1.	Michael Cage, 81-82-83-84	667
2.	Chad Nelson, 94-95-96-97	519
3.	•Myron Epps, 99-00-01-02	466
4.	Anthony Watson, 83-84-85-86	446
5.	Steve Copp, 73-74-75-76	439
6.	Courtie Miller, 90-91-92-93-94	398
7.	Will Connelly, 75-76-77	376
8.	Leonard Allen, 82-83-84-85	369
9.	Mitch McMullen, 88-89	356
10.	•Tony Bland, 02-03	340
11.	Tony Gwynn, 78-79-80-81	334
12.	•Marcelo Correa, 97-98-99-00-01	324
13.	Berry Randle, 93-94-95-96	314
14.	•Randy Holcomb, 01-02	312
15.	Joe McNaull, 91-92-93	300
16.	•Mike Mackell, 02-03	289
17.	John Martens, 83-84-85-86	285
18.	Jason Richey, 97-98	271
19.	Eddy Gordon, 80-81-82-83	255
20.	Jeff Pete, 71-72	252
---		
nr.	•Brandon Heath, 04-05	134
nr.	•Marcus Slaughter, 04-05	132
nr.	•Chris Walton, 01-02-04-05	118
nr.	•Wesley Stokes, 04	102

## Free Throw Percentage

<i>minimum 40 career free throws</i>			
Rk	DI	Name, Years	FT Pct.
1.	1.	Kim Goetz, 78-79	85.4
2.	-	Mike Spigler, 69-70	83.6
3.	2.	Steve Malovic, 78-79	82.4
4.	3.	Jason Richey, 97-98	80.4
5.	4.	Tony Ross, 87-88-89	80.3
6.	5.	Chad Nelson, 94-95-96-97	80.0
7.	6.	Mike Dodd, 76-77-78-79	77.8
8.	-	Bernie Finlay, 58-59-60	77.7
9.	7.	Chris McMurray, 72-73	76.9
10.	-	Gary Schneider, 70-71	76.8
8.	Joel Kramer, 74-76-77-78	76.5	
9.	Jimmy Wilkins, 71-72	76.4	
10.	Courtie Miller, 90-91-92-93-94	75.9	

## Blocks

<i>since 1978-79 season</i>		
Rk	Name, Years	Blocks
1.	Leonard Allen, 82-83-84-85	214
2.	Michael Cage, 81-82-83-84	118
3.	Joe McNaull, 91-92-93	114
4.	•Aerick Sanders, 01-02-03-04	105
5.	•Marcelo Correa, 97-98-99-00-01	100
6.	Eddy Gordon, 80-81-82-83	71
7.	Marty Dow, 90-91	68
7.	Rodney Hawkins, 86-87-88	70
9.	Leon Carter, 95-96	58
10.	Marc Carter, 94-95	55
11.	•Randy Holcomb, 01-02	51
11.	Courtie Miller, 90-91-92-93-94	51
13.	Mitch McMullen, 88-89	46
14.	Kevin Betts, 97-98	40
15.	Marcus Banks, 92-93	37
15.	Keith Balzer, 91-92-93	37
17.	Berry Randle, 93-94-95-96	35
18.	Steve Malovic, 78-79	34

19.	Eddie Morris, 80-81-82-83	32
20.	Roy Krusiwyk, 97-98	31
21.	•Chris Walton, 01-02-04-05	30
---		
nr.	•Marcus Slaughter, 04-05	27
nr.	•Tommy Johnson, 02-03-04-05	15
nr.	•Chris Manker, 03-04-05	14

## Steals

<i>since 1978-79 season</i>		
Rk	Name, Years	Steals
1.	Anthony Watson, 83-84-85-86	192
2.	Chad Nelson, 94-95-96-97	175
3.	Tony Gwynn, 78-79-80-81	141
4.	Eddie Morris, 80-81-82-83	131
5.	Matt Watts, 98-99	126
5.	Michael Best, 89-90	126
5.	Michael Cage, 81-82-83-84	126
8.	•Deandre Moore, 01-02-03	114
9.	Eddy Gordon, 80-81-82-83	111
10.	Creon Dorsey, 85-86	109
11.	•Marcelo Correa, 97-98-99-00-01	102
12.	Jason Richey, 97-98	94
13.	Bobby Owens, 83-84-85-86	92
14.	Arthur Massey, 90-91	84
15.	•David Abramowitz, 99-00-01	81
15.	Kevin Betts, 97-98	81
17.	•Aerick Sanders, 01-02-03-04	80
18.	Bryan Williams, 88-89	77
19.	Keith Smith, 82-83	76
20.	Jason Hamilton, 93-94	73
20.	Tracy Dildy, 86-87	73
---		
nr.	•Chris Walton, 01-02-04-05	58
nr.	•Brandon Heath, 04-05	57
nr.	•Wesley Stokes, 04	49
nr.	•Tommy Johnson, 02-03-04-05	49

## Games Played

Rk	DI	Name, Years	GP
1.	1.	Leonard Allen, 82-83-84-85	116
2.	2.	•Myron Epps, 99-00-01-02	113
2.	2.	Berry Randle, 93-94-95-96	113
4.	4.	•Marcelo Correa, 97-98-99-00-01	112
4.	4.	Chad Nelson, 94-95-96-97	112
4.	4.	Michael Cage, 81-82-83-84	112
7.	7.	Anthony Watson, 83-84-85-86	110
8.	8.	•Aerick Sanders, 01-02-03-04	109
8.	8.	Mark Delsman, 74-75-76-77	109
10.	10.	Eddy Gordon, 80-81-82-83	107
10.	10.	Tony Gwynn, 78-79-80-81	107
10.	-	Noel Mickelsen, 53-54-55-56	107
12.	12.	Eddie Morris, 80-81-82-83	105
13.	13.	Courtie Miller, 90-91-92-93-94	101
14.	14.	Joel Kramer, 74-76-77-78	99
15.	15.	Bobby Owens, 83-84-85-86	94
16.	16.	Steve Copp, 73-74-75-76	93
17.	•Chris Walton, 01-02-04-05	92	
18.	18.	Mike Dodd, 76-77-78-79	91
19.	•Deandre Moore, 01-02-03	88	
20.	20.	Joe McNaull, 91-92-93	86
---			
31.	•Tommy Johnson, 02-03-04-05	84	
47.	•John Sharper, 03-04-05	64	
67.	•Chris Manker, 03-04-05	61	

## Games Started

<i>since 1978-79</i>		
Rk	Name, Years	GS
1.	Michael Cage, 81-82-83-84	112
2.	Leonard Allen, 82-83-84-85	110
3.	Chad Nelson, 94-95-96-97	103
4.	Anthony Watson, 83-84-85-86	93
5.	•Marcelo Correa, 97-98-99-00-01	91
6.	•Myron Epps, 99-00-01-02	81

7.	•Deandre Moore, 01-02-03	73
8.	•Tony Bland, 02-03	62
8.	Joe McNaull, 91-92-93	62
8.	Eddie Morris, 80-81-82-83	62
11.	•Randy Holcomb, 01-02	61
11.	Tony Gwynn, 78-79-80-81	61
11.	Eddy Gordon, 80-81-82-83	61
14.	•Aerick Sanders, 01-02-03-04	60
15.	Rodney Hawkins, 86-87-88	59
16.	•Mike Mackell, 02-03	58
17.	Creon Dorsey, 85-86	57
17.	Courtie Miller, 90-91-92-93-94	57
17.	Chris Walters, 93-94	57
17.	Tony Ross, 87-88-89	57
---		
nr.	•Chris Walton, 01-02-04-05	33
nr.	•Brandon Heath, 04-05	33
nr.	•Wesley Stokes, 04	28
nr.	•Marcus Slaughter, 04-05	25
nr.	•Tommy Johnson, 02-03-04-05	18

## Consecutive Gms. Started

<i>since 1980-81 season</i>		
Rk	Name, Years	Consecutive GS
1.	Michael Cage, 81-82-83-84	112
2.	Chad Nelson, 94-95-96-97	103
3.	Leonard Allen, 82-83-84-85	70
4.	•Randy Holcomb, 01-02	61
5.	•Aerick Sanders, 01-02-03-04	60
6.	•Myron Epps, 99-00-01-02	58
7.	Chris Walters, 93-94	57
7.	Joe McNaull, 91-92-93	57
9.	Kevin Betts, 97-98	55
9.	Anthony Watson, 83-84-85-86	55
---		
nr.	•Marcus Slaughter, 04-05	24

## Minutes Played

<i>since 1978-79 season</i>		
Rk	Name, Years	Minutes
1.	Michael Cage, 81-82-83-84	4,262
2.	Chad Nelson, 94-95-96-97	3,692
3.	Anthony Watson, 83-84-85-86	3,330
4.	Leonard Allen, 82-83-84-85	3,191
5.	•Myron Epps, 99-00-01-02	2,971
6.	Eddie Morris, 80-81-82-83	2,627
7.	•Marcelo Correa, 97-98-99-00-01	2,594
8.	•Deandre Moore, 01-02-03	2,462
9.	•Aerick Sanders, 01-02-03-04	2,460
10.	Tony Gwynn, 78-79-80-81	+2,422
11.	Tony Ross, 87-88-89	2,402
12.	Eddy Gordon, 80-81-82-83	2,270
13.	•Tony Bland, 02-03	2,182
14.	Joe McNaull, 91-92-93	2,101
15.	Courtie Miller, 90-91-92-93-94	2,005
16.	Berry Randle, 93-94-95-96	1,944
17.	•Randy Holcomb, 01-02	1,930
18.	Rodney Hawkins, 86-87-88	1,880
19.	Jason Richey, 97-98	1,848
20.	•Chris Walton, 01-02-04-05	1,817
---		
nr.	•Tommy Johnson, 02-03-04-05	1,162
nr.	•Brandon Heath, 04-05	1,117
nr.	•Wesley Stokes, 04	1,014
nr.	•Marcus Slaughter, 04	1,005
nr.	•John Sharper, 03-04-05	956

# 2004-05 San Diego State

Record: 4-3 (Home: 3-2, Away: 1-1, Neutral: 0-0)  
Mountain West Conference: 0-0 (Home: 0-0, Away: 0-0)

Date	NR	Opponent	SDSU Result				San Diego State High			
			W-L	Record	MWC	Scorer	Rebounder	Assists	Attendance	
Nov. 19		UC SANTA BARBARA	L-ot	72-80	L1	0-1	Slaughter-28	Slaughter-13	Heath-3	6,191
Nov. 22		MONMOUTH	W	69-65	W1	1-1	Slaughter-18	Heath-9	Thomas-6	4,097
Nov. 27		UC SAN DIEGO	W	86-51	W2	2-1	Manker-23	Manker-5	Heath-9	4,102
Dec. 1		SAN DIEGO	W	83-63	W3	3-1	Heath-26	Slaughter-12	Heath-5	6,132
Dec. 4		at UC Santa Barbara (D)	W	73-55	W4	4-1	Slaughter-24	Slaughter-7	Heath-7	1,518
Dec. 7	16/21	at Washington	L	69-98	L1	4-2	Slaughter-21	Camara/Slaughter-7	Thomas-3	9,694
Dec. 11		CALIFORNIA~	L	57-60	L2	4-3	Slaughter-18	Slaughter-9	Manker-3	8,978
Dec. 14		SAINT MARY'S								
Dec. 18		at Loyola Marymount								
Dec. 21		CAL STATE FULLERTON								
Dec. 28		at Iowa State								
Dec. 31		PROVIDENCE (D)								
Jan. 3		SOUTH DAKOTA STATE								
Jan. 8		at Brigham Young*								
Jan. 15		at UNLV*								
Jan. 22		WYOMING*								
Jan. 24		COLORADO STATE*								
Jan. 29		at Air Force* (D)								
Jan. 31		at New Mexico*								
Feb. 5		UTAH*								
Feb. 7		BRIGHAM YOUNG*								
Feb. 12		UNLV* (D)								
Feb. 19		at Colorado State*								
Feb. 21		at Wyoming*								
Feb. 26		NEW MEXICO*								
Feb. 28		AIR FORCE*								
Mar. 5		at Utah* (D)								
Mar. 10-12		at Mountain West Conference Championships (Pepsi Center; Denver, Colo.)								

Caps denotes home game. \* - Indicates Mountain West Conference Game. ^ - Mountain West Conference Championships at the Pepsi Center in Denver, Colo. ~ - San Diego SLAM Presented by PerfectWave Technologies (Cox Arena; San Diego, Calif.). Two-letter abbreviation indicates round, number to left of team indicates seed. Opp. NR - Indicates San Diego State's opponent national rankings in the Associated Press and ESPN/USA Today coaches polls at gametime. :00 - Time remaining in the final ten seconds when winning team scored final points to break a tie or win the game. D - Indicates day game. c - Indicates capacity.

## Record/Attendance Summary

	G	W-L	Total	Average	High
Home	5	3-2	29,500	5,900	8,978 vs. California (Dec. 11)
Mountain West					
Away	2	1-1	11,212	5,606	9,694 at No. 16/21 Washington (Dec. 7)
Mountain West					
Neutral					
Total	7	4-3	40,712	5,816	9,694 at No. 16/21 Washington (Dec. 7)
Mountain West					

## Win/Loss Margin

	1	2	3	4	5	6	7	8	9	10	11	12	13	14	15	16	17	18	19	20	21	22	23	24	25	29	35
Win				1														1		1							1
Loss		1						1																			1

# 2004-05 San Diego State Statistics

Record: 4-3 (Home: 3-2, Away: 1-1, Neutral: 0-0)

No.	Player	GP	GS	Min	TOTAL		3-PTS		FT-FTA		REBOUNDS		PF	FO	A	TO	Blk	Stl	Pts	Avg			
					FG	FGA	Pct	3FG	3FGA	Pct	Off	Def									Tot	Avg	
42	SLAUGHTER, Marcus	7	7	249	35.6	47-88	.534	7-18	.389	40-56	.714	23	36	59	8.4	21	1	10	22	10	12	141	20.1
01	HEATH, Brandon	7	7	220	31.4	39-91	.429	16-38	.421	22-24	.917	6	20	26	3.7	12	0	29	29	1	16	116	16.6
33	MANKER, Chris	7	6	188	26.9	33-66	.500	9-30	.300	11-15	.733	12	14	26	3.7	13	0	13	10	5	6	86	12.3
15	SHARPER, John	7	7	200	28.6	20-42	.476	14-29	.483	6-6	1.000	2	7	9	1.3	7	0	10	15	0	8	60	8.6
21	THOMAS, Matt	7	0	133	19.0	15-39	.385	2-7	.286	11-19	.579	9	13	22	3.1	8	0	17	15	0	8	43	6.1
50	CAMARA, Mohamed	7	7	163	23.3	11-24	.458	0-0	.000	2-3	.667	17	22	39	5.6	13	0	2	5	5	6	24	3.4
20	DAVIS, Trimaine	7	0	81	11.6	10-15	.667	0-0	.000	0-3	.000	6	7	13	1.9	9	0	1	1	1	2	20	2.9
31	INES, Jared	5	0	9	1.8	3-3	1.000	0-0	.000	2-6	.333	0	0	0	0.0	0	0	0	0	0	0	8	1.6
11	SMITH, Tyler	6	0	73	12.2	2-8	.250	2-6	.333	1-2	.500	2	5	7	1.2	9	0	8	7	0	2	7	1.2
00	JOHNSON, Tommy	7	0	58	8.3	2-6	.333	0-2	.000	0-0	.000	1	3	4	0.6	3	0	3	6	2	3	4	0.6
03	WALTON, Chris	1	1	29	29.0	0-4	.000	0-1	.000	0-0	.000	1	0	1	1.0	4	0	1	4	0	0	0	0.0
05	HANOUR, Travis	2	0	18	9.0	0-3	.000	0-2	.000	0-0	.000	0	3	3	1.5	3	0	2	1	1	2	0	0.0
10	WEINSTEIN, Shawn	2	0	4	2.0	0-1	.000	0-1	.000	0-0	.000	0	0	0	0.0	0	0	0	1	0	0	0	0.0
TEAM												8	11	19	2.7	0	0						
<b>SDSU TOTALS</b>		<b>7</b>				<b>182-390</b>	<b>.467</b>	<b>50-134</b>	<b>.373</b>	<b>95-134</b>	<b>.709</b>	<b>87</b>	<b>141</b>	<b>228</b>	<b>32.6</b>	<b>102</b>	<b>1</b>	<b>96</b>	<b>116</b>	<b>25</b>	<b>65</b>	<b>509</b>	<b>72.7</b>
<b>OPPONENTS</b>		<b>7</b>				<b>174-391</b>	<b>.445</b>	<b>54-141</b>	<b>.383</b>	<b>70-96</b>	<b>.729</b>	<b>84</b>	<b>129</b>	<b>213</b>	<b>30.4</b>	<b>120</b>	<b>3</b>	<b>113</b>	<b>117</b>	<b>20</b>	<b>51</b>	<b>472</b>	<b>67.4</b>

<b>SCORE BY PERIODS:</b>	<b>1st</b>	<b>2nd</b>	<b>OT</b>	<b>2OT</b>	<b>Total</b>
SAN DIEGO STATE	228	272	9		509
OPPONENTS	235	220	17		472

# 2004-05 San Diego State Win/Loss Statistics

## Wins Only Games: 4

No.	Player	GP	GS	Min	TOTAL			3-PTS			REBOUNDS												
					Avg	FG-FGA	Pct	3FG-FGA	Pct	FT-FTA	Pct	Off	Def	Tot	Avg	PF	FO	A	TO	Blk	Stl	Pts	Avg
42	SLAUGHTER, Marcus	4	4	133	33.2	23-39	.590	5-10	.500	23-31	.742	7	23	30	7.5	10	0	7	11	7	4	74	18.5
01	HEATH, Brandon	4	4	120	30.0	21-44	.477	10-21	.476	15-16	.938	3	12	15	3.8	6	0	23	15	0	11	67	16.8
33	MANKER, Chris	4	4	110	27.5	23-38	.605	5-15	.333	8-9	.889	8	8	16	4.0	6	0	7	5	4	2	59	14.8
15	SHARPER, John	4	4	110	27.5	15-25	.600	11-19	.579	2-2	1.000	1	2	3	0.8	3	0	5	5	0	7	43	10.8
21	THOMAS, Matt	4	0	84	21.0	7-21	.333	2-5	.400	5-13	.385	5	11	16	4.0	2	0	12	9	0	3	21	5.3
50	CAMARA, Mohamed	4	4	92	23.0	7-12	.583	0-0	.000	2-3	.667	8	12	20	5.0	9	0	2	3	2	2	16	4.0
20	DAVIS, Trimaie	4	0	55	13.8	8-12	.667	0-0	.000	0-2	.000	4	6	10	2.5	7	0	1	1	1	1	16	4.0
11	SMITH, Tyler	4	0	52	13.0	2-6	.333	2-5	.400	1-2	.500	2	4	6	1.5	7	0	7	5	0	1	7	1.8
31	INES, Jared	3	0	7	2.3	2-2	1.000	0-0	.000	2-6	.333	0	0	0	0.0	0	0	0	0	0	0	6	2.0
00	JOHNSON, Tommy	4	0	30	7.5	1-1	1.000	0-0	.000	0-0	.000	0	2	2	0.5	1	0	0	2	1	1	2	0.5
10	WEINSTEIN, Shawn	2	0	4	2.0	0-1	.000	0-1	.000	0-0	.000	0	0	0	0.0	0	0	0	1	0	0	0	0.0
05	HANOUR, Travis	1	0	3	3.0	0-0	.000	0-0	.000	0-0	.000	0	0	0	0.0	1	0	1	0	0	0	0	0.0
TEAM												5	5	10	2.5	0							0
<b>SDSU TOTALS</b>		<b>4</b>			<b>109-201</b>		<b>.542</b>	<b>35-76</b>	<b>.461</b>	<b>58-84</b>	<b>.690</b>	<b>43</b>	<b>85</b>	<b>128</b>	<b>32.0</b>	<b>52</b>	<b>0</b>	<b>65</b>	<b>57</b>	<b>15</b>	<b>32</b>	<b>311</b>	<b>77.8</b>
<b>OPPONENTS</b>		<b>4</b>			<b>81-202</b>		<b>.401</b>	<b>35-83</b>	<b>.422</b>	<b>37-48</b>	<b>.771</b>	<b>36</b>	<b>59</b>	<b>95</b>	<b>23.8</b>	<b>67</b>	<b>1</b>	<b>60</b>	<b>65</b>	<b>8</b>	<b>26</b>	<b>234</b>	<b>58.5</b>

<b>SCORE BY PERIODS:</b>	<b>1st</b>	<b>2nd</b>	<b>OT</b>	<b>2OT</b>	<b>Total</b>
SAN DIEGO STATE	139	172			311
OPPONENTS	111	123			234

## Losses Only Games: 3

No.	Player	GP	GS	Min	TOTAL			3-PTS			REBOUNDS												
					Avg	FG-FGA	Pct	3FG-FGA	Pct	FT-FTA	Pct	Off	Def	Tot	Avg	PF	FO	A	TO	Blk	Stl	Pts	Avg
42	SLAUGHTER, Marcus	3	3	116	38.7	24-49	.490	2-8	.250	17-25	.680	16	13	29	9.7	11	1	3	11	3	8	67	22.3
01	HEATH, Brandon	3	3	100	33.3	18-47	.383	6-17	.353	7-8	.875	3	8	11	3.7	6	0	6	14	1	5	49	16.3
33	MANKER, Chris	3	2	78	26.0	10-28	.357	4-15	.267	3-6	.500	4	6	10	3.3	7	0	6	5	1	4	27	9.0
21	THOMAS, Matt	3	0	49	16.3	8-18	.444	0-2	.000	6-6	1.000	4	2	6	2.0	6	0	5	6	0	5	22	7.3
15	SHARPER, John	3	3	90	30.0	5-17	.294	3-10	.300	4-4	1.000	1	5	6	2.0	4	0	5	10	0	1	17	5.7
50	CAMARA, Mohamed	3	3	71	23.7	4-12	.333	0-0	.000	0-0	.000	9	10	19	6.3	4	0	0	2	3	4	8	2.7
20	DAVIS, Trimaie	3	0	26	8.7	2-3	.667	0-0	.000	0-1	.000	2	1	3	1.0	2	0	0	0	0	1	4	1.3
00	JOHNSON, Tommy	3	0	28	9.3	1-5	.200	0-2	.000	0-0	.000	1	1	2	0.7	2	0	3	4	1	2	2	0.7
31	INES, Jared	2	0	2	1.0	1-1	1.000	0-0	.000	0-0	.000	0	0	0	0.0	0	0	0	0	0	0	2	1.0
03	WALTON, Chris	1	1	29	29.0	0-4	.000	0-1	.000	0-0	.000	1	0	1	1.0	4	0	1	4	0	0	0	0.0
11	SMITH, Tyler	2	0	21	10.5	0-2	.000	0-1	.000	0-0	.000	0	1	1	0.5	2	0	1	2	0	1	0	0.0
05	HANOUR, Travis	1	0	15	15.0	0-3	.000	0-2	.000	0-0	.000	0	3	3	3.0	2	0	1	1	1	2	0	0.0
TEAM												3	6	9	3.0	0							0
<b>SDSU TOTALS</b>		<b>3</b>			<b>73-189</b>		<b>.386</b>	<b>15-58</b>	<b>.259</b>	<b>37-50</b>	<b>.740</b>	<b>44</b>	<b>56</b>	<b>100</b>	<b>33.3</b>	<b>50</b>	<b>1</b>	<b>31</b>	<b>59</b>	<b>10</b>	<b>33</b>	<b>198</b>	<b>66.0</b>
<b>OPPONENTS</b>		<b>3</b>			<b>93-189</b>		<b>.492</b>	<b>19-58</b>	<b>.328</b>	<b>33-48</b>	<b>.688</b>	<b>48</b>	<b>70</b>	<b>118</b>	<b>39.3</b>	<b>53</b>	<b>2</b>	<b>53</b>	<b>52</b>	<b>12</b>	<b>25</b>	<b>238</b>	<b>79.3</b>

<b>SCORE BY PERIODS:</b>	<b>1st</b>	<b>2nd</b>	<b>OT</b>	<b>2OT</b>	<b>Total</b>
SAN DIEGO STATE	89	100	9		198
OPPONENTS	124	97	17		238



# 2004-05 San Diego State Home/Away Statistics

## Home Games Only Record: 3-2

No.	Player	GP	GS	Min	TOTAL			3-PTS			REBOUNDS										Pts	Avg	
					Avg	FG-FGA	Pct	3FG-FGA	Pct	FT-FTA	Pct	Off	Def	Tot	Avg	PF	FO	A	TO	Blk			Stl
42	SLAUGHTER, Marcus	5	5	180	36.0	31-62	.500	3-12	.250	31-42	.738	18	27	45	9.0	14	1	8	15	8	10	96	19.2
01	HEATH, Brandon	5	5	165	33.0	24-65	.369	11-30	.367	19-20	.950	5	15	20	4.0	7	0	21	22	1	13	78	15.6
33	MANKER, Chris	5	4	139	27.8	28-51	.549	6-22	.273	11-15	.733	12	10	22	4.4	5	0	11	6	4	6	73	14.6
15	SHARPER, John	5	5	150	30.0	14-31	.452	11-23	.478	4-4	1.000	2	6	8	1.6	5	0	7	8	0	7	43	8.6
21	THOMAS, Matt	5	0	90	18.0	10-25	.400	2-6	.333	5-11	.455	6	11	17	3.4	6	0	11	9	0	5	27	5.4
50	CAMARA, Mohamed	5	5	113	22.6	10-21	.476	0-0	.000	2-3	.667	14	15	29	5.8	9	0	1	4	3	3	22	4.4
20	DAVIS, Trimaine	5	0	53	10.6	8-11	.727	0-0	.000	0-1	.000	3	6	9	1.8	9	0	0	1	0	2	16	3.2
31	INES, Jared	3	0	6	2.0	2-2	1.000	0-0	.000	2-4	.500	0	0	0	0.0	0	0	0	0	0	0	6	2.0
11	SMITH, Tyler	4	0	42	10.5	1-4	.250	1-3	.333	1-2	.500	2	4	6	1.5	5	0	7	2	0	1	4	1.0
00	JOHNSON, Tommy	5	0	39	7.8	1-3	.333	0-1	.000	0-0	.000	0	3	3	0.6	2	0	2	3	1	1	2	0.4
03	WALTON, Chris	1	1	29	29.0	0-4	.000	0-1	.000	0-0	.000	1	0	1	1.0	4	0	1	4	0	0	0	0.0
05	HANOUR, Travis	1	0	15	15.0	0-3	.000	0-2	.000	0-0	.000	0	3	3	3.0	2	0	1	1	1	2	0	0.0
10	WEINSTEIN, Shawn	2	0	4	2.0	0-1	.000	0-1	.000	0-0	.000	0	0	0	0.0	0	0	0	1	0	0	0	0.0
TEAM												5	4	9	1.8	0							
<b>SDSU TOTALS</b>		<b>5</b>			<b>129-283</b>	<b>.456</b>	<b>34-101</b>	<b>.337</b>	<b>75-102</b>	<b>.735</b>	<b>68</b>	<b>104</b>	<b>172</b>	<b>34.4</b>	<b>68</b>	<b>1</b>	<b>70</b>	<b>76</b>	<b>18</b>	<b>50</b>	<b>367</b>	<b>73.4</b>	
<b>OPPONENTS</b>		<b>5</b>			<b>118-264</b>	<b>.447</b>	<b>37-97</b>	<b>.381</b>	<b>46-64</b>	<b>.719</b>	<b>46</b>	<b>92</b>	<b>138</b>	<b>27.6</b>	<b>87</b>	<b>2</b>	<b>77</b>	<b>84</b>	<b>11</b>	<b>39</b>	<b>319</b>	<b>63.8</b>	

SCORE BY PERIODS:	1st	2nd	OT	2OT	Total
SAN DIEGO STATE	156	202	9		367
OPPONENTS	155	147	17		319

## Road/Neutral Games Only Record: 1-1

No.	Player	GP	GS	Min	TOTAL			3-PTS			REBOUNDS										Pts	Avg	
					Avg	FG-FGA	Pct	3FG-FGA	Pct	FT-FTA	Pct	Off	Def	Tot	Avg	PF	FO	A	TO	Blk			Stl
42	SLAUGHTER, Marcus	2	2	69	34.5	16-26	.615	4-6	.667	9-14	.643	5	9	14	7.0	7	0	2	7	2	2	45	22.5
01	HEATH, Brandon	2	2	55	27.5	15-26	.577	5-8	.625	3-4	.750	1	5	6	3.0	5	0	8	7	0	3	38	19.0
15	SHARPER, John	2	2	50	25.0	6-11	.545	3-6	.500	2-2	1.000	0	1	1	0.5	2	0	3	7	0	1	17	8.5
21	THOMAS, Matt	2	0	43	21.5	5-14	.357	0-1	.000	6-8	.750	3	2	5	2.5	2	0	6	6	0	3	16	8.0
33	MANKER, Chris	2	2	49	24.5	5-15	.333	3-8	.375	0-0	.000	0	4	4	2.0	8	0	2	4	1	0	13	6.5
20	DAVIS, Trimaine	2	0	28	14.0	2-4	.500	0-0	.000	0-2	.000	3	1	4	2.0	0	0	1	0	1	0	4	2.0
11	SMITH, Tyler	2	0	31	15.5	1-4	.250	1-3	.333	0-0	.000	0	1	1	0.5	4	0	1	5	0	1	3	1.5
50	CAMARA, Mohamed	2	2	50	25.0	1-3	.333	0-0	.000	0-0	.000	3	7	10	5.0	4	0	1	1	2	3	2	1.0
23	Johnson, Tommy	2	0	19	9.5	1-3	.333	0-1	.000	0-0	.000	1	0	1	0.5	1	0	1	3	1	2	2	1.0
31	INES, Jared	2	0	3	1.5	1-1	1.000	0-0	.000	0-2	.000	0	0	0	0.0	0	0	0	0	0	0	2	1.0
05	HANOUR, Travis	1	0	3	3.0	0-0	.000	0-0	.000	0-0	.000	0	0	0	0.0	1	0	1	0	0	0	0	0.0
TEAM												3	7	10	5.0	0							
<b>SDSU TOTALS</b>		<b>2</b>			<b>53-107</b>	<b>.495</b>	<b>16-33</b>	<b>.485</b>	<b>20-32</b>	<b>.625</b>	<b>19</b>	<b>37</b>	<b>56</b>	<b>28.0</b>	<b>34</b>	<b>0</b>	<b>26</b>	<b>40</b>	<b>7</b>	<b>15</b>	<b>142</b>	<b>71.0</b>	
<b>OPPONENTS</b>		<b>2</b>			<b>56-127</b>	<b>.441</b>	<b>17-44</b>	<b>.386</b>	<b>24-32</b>	<b>.750</b>	<b>38</b>	<b>37</b>	<b>75</b>	<b>37.5</b>	<b>33</b>	<b>1</b>	<b>36</b>	<b>33</b>	<b>9</b>	<b>12</b>	<b>153</b>	<b>76.5</b>	

SCORE BY PERIODS:	1st	2nd	OT	2OT	Total
SAN DIEGO STATE	72	70			142
OPPONENTS	80	73			153

# 2004-05 Team Game-By-Game

Opponent	Site/Date	FG-FGA	Pct	3P-3PA	Pct	FT-FTA	Pct	Off-Def	Tot	PF	AT	TO	BS	ST	1st-2nd	Pts
at SDSU	H	26-67	.388	7-26	.269	13-18	.722	18-21	39	17	12	19	2	9	26-37-9	72
UC Santa Barbara	11/19	30-60	.500	8-23	.348	12-17	.706	11-25	36	18	15	17	3	13	31-32-17	80
at SDSU	H	20-47	.426	6-15	.400	23-33	.697	15-26	41	14	11	17	3	7	28-41	69
Monmouth	11/22	21-51	.412	10-23	.435	13-16	.813	4-16	20	21	18	10	3	10	31-34	65
at SDSU	H	32-53	.604	7-17	.412	15-20	.750	11-13	24	11	23	9	5	15	35-51	86
UC San Diego	11/27	16-37	.432	9-17	.529	10-12	.833	9-12	21	16	14	27	1	6	29-22	51
at SDSU	H	30-56	.536	10-24	.417	13-18	.722	13-25	38	11	15	17	6	7	38-45	83
San Diego	12/1	26-62	.419	8-21	.381	3-5	.600	9-15	24	16	15	15	1	7	27-36	63
SDSU	A	27-45	.600	12-20	.600	7-13	.538	4-21	25	16	16	14	1	3	38-35	73
at UC Santa Barbara	12/4	18-52	.346	8-22	.364	11-15	.733	14-16	30	14	13	13	3	3	24-31	55
SDSU	A	26-62	.419	4-13	.308	13-19	.684	15-16	31	18	10	26	6	12	34-35	69
at No. 16/21 Wash.	12/7	38-75	.507	9-22	.409	13-17	.765	24-21	45	19	23	20	6	9	56-42	98
at SDSU	H	21-60	.350	4-19	.211	11-13	.846	11-19	30	15	9	14	2	12	29-28	57
California	12/11	25-54	.463	2-13	.154	8-14	.571	13-24	37	16	15	15	3	3	37-23	60
at SDSU	H															
Saint Mary's	12/14															

# 2004-05 Game-By-Game Leaders Misc. Stats

Below is a look at the efficiency leader (the formula is efficiency = (PTS + REB + AST + STL + BLK) - ((FGA - FGM) + (FTA - FTM) + TO)), the hockey +/- leader (differential in score while player is on the court) (minimum 10 minutes played), the PRA leader (points+rebounds+assists) and playing time leader for individual games.

Date	Opponent	SDSU Result	Efficiency	Hockey +/-	PRA	Playing Time
Nov. 19	UC SANTA BARBARA	L-ot 72-80	Slaughter .....+31	Manker .....+10	Slaughter .....42	Slaughter .....41:44
Nov. 22	MONMOUTH	W 69-65	Slaughter .....+19	Thomas .....+17	Heath .....27	Slaughter .....35:23
Nov. 27	UC SAN DIEGO	W 86-51	Manker .....+29	Heath/Slaughter ..+24	Manker .....31	Slaughter .....30:14
Dec. 1	SAN DIEGO	W 83-63	Manker .....+28	Manker .....+22	Heath .....34	Slaughter .....34:46
Dec. 4	at UC Santa Barbara	W 73-55	Heath .....+27	Sharper .....+33	Slaughter .....32	Sharper .....31:03
Dec. 7	at No. 16/21 Washington	L 69-98	Slaughter .....+19	Johnson .....-5	Slaughter .....29	Slaughter .....35:36
Dec. 11	CALIFORNIA	L 57-60	Slaughter .....+16	Davis .....+3	Slaughter .....28	Slaughter .....38:41

## 2004-05 Efficiency Ratings

The National Basketball Association uses a formula to rank the most efficient players in the league. The formula is efficiency = (PTS + REB + AST + STL + BLK) - ((FGA - FGM) + (FTA - FTM) + TO). Below are San Diego State's efficiency Ratings for the 2003-04 season.

### SEASON EFFICIENCY POINTS

Marcus Slaughter	.153
Brandon Heath	.105
Chris Manker	.89
Mohamed Camara	.57
John Sharper	.50
Matt Thomas	.43
Trimaine Davis	.28
Tyler Smith	.10
Tommy Johnson	.6
Jared Ines	.4
Travis Hanour	.4
Shawn Weinstein	-.2
Chris Walton	-.6

### SEASON EFFICIENCY POINTS PER GAME

Marcus Slaughter	.2186
Brandon Heath	.1500
Chris Manker	12.71
Mohamed Camara	8.14
John Sharper	7.14
Matt Thomas	6.14
Trimaine Davis	4.00
Travis Hanour	2.00
Tyler Smith	1.67
Tommy Johnson	0.86
Jared Ines	0.80
Shawn Weinstein	-1.00
Chris Walton	-6.00

### SEASON EFFICIENCY POINTS PER MINUTE

Marcus Slaughter	.0614
Brandon Heath	.0477
Chris Manker	.0473
Jared Ines	.0444
Mohamed Camara	.0350
Trimaine Davis	.0346
Matt Thomas	.0323
John Sharper	.0250
Travis Hanour	.0222
Tyler Smith	.0137
Tommy Johnson	.0103
Chris Walton	-.0500
Shawn Weinstein	-.0667

## 2004-05 Hockey +/- Ratings

Hockey +/- tracks the team score while the player is on the court (total point team scored while on the court-total points team allowed while on the court).

### HOCKEY +/- POINTS

Chris Manker	+51
John Sharper	+37
Marcus Slaughter	+31
Brandon Heath	+26
Matt Thomas	+25
Trimaine Davis	+23
Shawn Weinstein	+10
Mohamed Camara	+7
Tyler Smith	+5
Travis Hanour	+4
Jared Ines	+2
Chris Walton	-15
Tommy Johnson	-21

### HOCKEY +/- POINTS PER GAME

Chris Manker	+7.29
John Sharper	+5.29
Shawn Weinstein	+5.00
Marcus Slaughter	+4.43
Brandon Heath	+3.71
Matt Thomas	+3.57
Trimaine Davis	+3.29
Travis Hanour	+2.00
Mohamed Camara	+1.00
Tyler Smith	+0.83
Jared Ines	+0.50
Tommy Johnson	-3.00
Chris Walton	-15.00

### HOCKEY +/- POINTS PER MINUTE

Shawn Weinstein	+2.500
Trimaine Davis	+0.284
Chris Manker	+0.271
Travis Hanour	+0.222
Jared Ines	+0.222
Matt Thomas	+0.188
John Sharper	+0.185
Marcus Slaughter	+0.124
Brandon Heath	+0.118
Tyler Smith	+0.068
Mohamed Camara	+0.043
Tommy Johnson	-0.362
Chris Walton	-0.517

## 2004-05 Win Share Ratings

Combines efficiency rating and hockey plus/minus rating into one value. Total number for all individual players added together equals the total number of team victories.

### WIN SHARES

Marcus Slaughter	+1.1097
Matt Thomas	+0.7644
Brandon Heath	+0.6700
Chris Manker	+0.6159
Trimaine Davis	+0.4917
John Sharper	+0.3134
Tyler Smith	+0.2882
Mohamed Camara	+0.0839
Travis Hanour	+0.0288
Shawn Weinstein	+0.0222
Jared Ines	+0.0066
Tommy Johnson	-0.1625
Chris Walton	-0.2323

## 2004-05 Points/Rebounds/Assists

Opponent	0	1	3	5	10	11	15	20	21	31	33	42	50
	Tommy Johnson	Brandon Heath	Chris Walton	Travis Hanour	Shawn Weinstein	Tyler Smith	John Sharper	Trimaine Davis	Matt Thomas	Jared Ines	Chris Manker	Marcus Slaughter	Mohamed Camara
UC SANTA BARBARA	0/1/2	17/4/3*	0/1/1*	INJ	CD	0/0/0	8/3/2*	0/1/0	2/1/1	0/0/0	17/8/2	28/13/1*	0/5/0*
MONMOUTH	2/1/0	16/9/2*	INJ	INJ	CD	1/2/1	6/0/1*	2/3/0	8/5/6	CD	9/2/1*	18/7/0*	7/8/0*
UC SAN DIEGO	0/0/0	5/1/9*	INJ	INJ	0/0/0	3/2/4	9/1/2*	8/2/0	7/4/2	6/0/0	23/5/3*	20/4/3*	5/4/0*
SAN DIEGO	0/1/0	26/3/5*	INJ	INJ	0/0/0	0/2/2	13/1/1*	2/2/0	4/5/1	0/0/0	22/6/2*	12/12/3*	4/5/1*
at UC Santa Barbara	0/0/0	20/2/7*	INJ	0/0/1	DNT	3/0/0	15/1/1*	4/3/1	2/2/3	0/0/0	5/3/1*	24/7/1*	0/3/1*
at No. 16/21 Washington	2/1/1	18/4/1*	INJ	INJ	DNT	0/1/1	2/0/2*	0/1/0	14/3/3	2/0/0	8/1/1*	21/7/1*	2/7/0*
CALIFORNIA	0/0/0	14/3/2*	INJ	0/3/1	CD	CD	7/3/1*	4/1/0	6/2/1	CD	2/1/3*	18/9/1*	6/7/0*
SAINT MARY'S													
at Loyola Marymount													
CAL STATE FULLERTON													
at Iowa State													
PROVIDENCE													
SOUTH DAKOTA ST.													
*at Brigham Young													
*at UNLV													
*WYOMING													
*COLORADO ST.													
*at Air Force													
*at New Mexico													
*UTAH													
*BRIGHAM YOUNG													
*UNLV													
*at Colorado St.													
*at Wyoming													
*NEW MEXICO													
*AIR FORCE													
*at Utah													

\* - Indicates starter. CD - Did Not Play-Coach's Decision. DNT - Did Not Travel. INJ - Did Not Play-Injured. \* - Indicates Mountain West Conference Game. ` - 2005 Mountain West Conference Basketball Championship.

# 2004-05 Superlatives

## Individual

Category	San Diego State	Opponent
<b>Points Scored</b>	28 by Marcus Slaughter vs. UCSB (11-19-04)	24 by Nate Robinson at Washington (12-7-04)
<b>Field Goals</b>	9 by Chris Manker vs. UCSD (11-27-04)	9 by Nate Robinson at Washington (12-7-04)
		9 by Tre Simmons at Washington (12-7-04)
<b>Field Goals Attempted</b>	22 by Brandon Heath vs. UCSB (11-19-04)	16 by Nate Robinson at Washington (12-7-04)
<b>Highest FG Percentage (min. 5 made)</b>	80.0 (8-10) by Brandon Heath at UCSB (12-4-04)	71.4 (5-7) by DeVon Hardin vs. California (12-11-04)
<b>Highest FG Percentage (min. 10 made)</b>	NA	NA
<b>3-Point Field Goals Made</b>	4 by Brandon Heath at UCSB (12-4-04)	6 by Dejan Delic vs. Monmouth (11-22-04)
<b>3-Point Field Goals Attempted</b>	10 by Brandon Heath vs. UCSB (11-19-04)	10 by Dejan Delic vs. Monmouth (11-22-04)
<b>3-Point Field Goal Percentage (min. 4 made)</b>	66.7 (4-6) by Brandon Heath at UCSB (12-4-04)	80.0 (4-5) by Josh Davis vs. UC Santa Barbara (11-19-04)
<b>3-Point Field Goal Percentage (min. 7 made)</b>	NA	NA
<b>Free Throws</b>	12 by Marcus Slaughter vs. UCSB (11-19-04)	5 by Blake Hamilton vs. Monmouth (11-22-04)
<b>Free Throws Attempted</b>	14 by Marcus Slaughter vs. Monmouth (11-22-04)	7 by Blake Hamilton vs. Monmouth (11-22-04)
	14 by Marcus Slaughter vs. UCSB (11-19-04)	
<b>Free Throw Percentage (min. 5 made)</b>	1.000 (8-8) by Brandon Heath vs. Monmouth (11-22-04)	71.4 (5-7) by Blake Hamilton vs. Monmouth (11-22-04)
	1.000 (5-5) by Marcus Slaughter at UCSB (12-4-04)	
	1.000 (5-5) by Chris Manker vs. UCSD (11-27-04)	
<b>Free Throw Percentage (min. 10 made)</b>	85.7 (12-14) by Marcus Slaughter vs. UCSB (11-19-04)	NA
<b>Offensive Rebounds</b>	8 by Marcus Slaughter vs. UCSB (11-19-04)	6 by Bobby Jones at Washington (12-7-04)
<b>Defensive Rebounds</b>	9 by Brandon Heath vs. San Diego (12-1-04)	6 by Marquise Kately vs. California (12-11-04)
		6 by Marques Alston vs. Monmouth (11-22-04)
<b>Total Rebounds</b>	13 by Marcus Slaughter vs. UCSB (11-19-04)	9 by Bobby Jones at Washington (12-7-04)
<b>Assists</b>	9 by Brandon Heath vs. UCSD (11-27-04)	8 by Will Conroy at Washington (12-7-04)
<b>Blocked Shots</b>	3 by Chris Manker vs. San Diego (12-1-04)	2 by Cameron Goettsche at UCSB (12-4-04)
	3 by Marcus Slaughter vs. UCSD (11-27-04)	2 by Cory Hallett vs. Monmouth (11-22-04)
<b>Steals</b>	5 by Brandon Heath vs. UCSD (11-27-04)	5 by Nate Robinson at Washington (12-7-04)
<b>Minutes Played</b>	42 by Marcus Slaughter vs. UCSB (11-19-04)	41 by Chrismen Oliver vs. UC Santa Barbara (11-19-04)
<b>Minutes Played (Regulation)</b>	39 by Marcus Slaughter vs. California (12-11-04)	38 by Corey Belser vs. San Diego (12-1-04)

## Team

SDSU High	SDSU Low	Category	Opponent High	Opponent Low
86 vs. UCSD (11-27-04)	57 vs. California (12-11-04)	<b>Points Scored</b>	98 at Washington (12-7-04)	51 vs. UCSD (11-27-04)
32 vs. UCSD (11-27-04)	20 vs. Monmouth (11-22-04)	<b>Field Goals</b>	38 at Washington (12-7-04)	16 vs. UCSD (11-27-04)
67 vs. UCSB (11-19-04)	45 at UCSB (12-4-04)	<b>Field Goals Attempted</b>	75 at Washington (12-7-04)	37 vs. UCSD (11-27-04)
60.4 vs. UCSD (11-27-04)	35.0 vs. California (12-11-04)	<b>FG Percentage</b>	50.7 at Washington (12-7-04)	34.6 at UCSB (12-4-04)
12 at UCSB (12-4-04)	4 at Washington vs. California	<b>3-Point Field Goals Made</b>	10 vs. Monmouth (11-22-04)	2 vs. California (12-11-04)
26 vs. UCSB (11-19-04)	13 at Washington (12-7-04)	<b>3-Point Field Goals Attempted</b>	23 vs. UCSB/Monmouth	13 vs. California (12-11-04)
60.0 at UCSB (12-4-04)	21.1 vs. California (12-11-04)	<b>3-Point Field Goal Percentage</b>	52.9 vs. UCSD (11-27-04)	15.4 vs. California (12-11-04)
23 vs. Monmouth (11-22-04)	7 at UCSB (12-4-04)	<b>Free Throws Made</b>	13 vs. Monmouth/at Washington	3 vs. San Diego (12-1-04)
33 vs. Monmouth (11-22-04)	13 at UCSB vs. California	<b>Free Throws Attempted</b>	17 vs. UCSB/at Washington	5 vs. San Diego (12-1-04)
84.6 vs. California (12-11-04)	53.8 at UCSB (12-4-04)	<b>Free Throw Percentage</b>	83.3 vs. UCSD (11-27-04)	57.1 vs. California (12-11-04)
18 vs. UCSB (11-19-04)	4 at UCSB (12-4-04)	<b>Offensive Rebounds</b>	24 at Washington (12-7-04)	4 vs. Monmouth (11-22-04)
26 vs. Monmouth (11-22-04)	13 vs. UCSD (11-27-04)	<b>Defensive Rebounds</b>	25 vs. UCSB (11-19-04)	12 vs. UCSD (11-27-04)
41 vs. Monmouth (11-22-04)	24 vs. UCSD (11-27-04)	<b>Total Rebounds</b>	45 at Washington (12-7-04)	20 vs. Monmouth (11-22-04)
17 vs. UCSB (11-19-04)	11 vs. UCSD/San Diego	<b>Fouls</b>	21 vs. Monmouth (11-22-04)	14 at UCSB (12-4-04)
1 vs. UCSB (11-19-04)	0 - several times	<b>Fouled Out</b>	1 vs. UCSB/San Diego/Wash.	0 - several times
23 vs. UCSD (11-27-04)	9 vs. California (12-11-04)	<b>Assists</b>	23 at Washington (12-7-04)	13 at UCSB (12-4-04)
26 at Washington (12-7-04)	9 vs. UCSD (11-27-04)	<b>Turnovers</b>	27 vs. UCSD (11-27-04)	10 vs. Monmouth (11-22-04)
6 vs. San Diego/at Washington	1 at UCSB (12-4-04)	<b>Blocked Shots</b>	6 at Washington (12-7-04)	1 vs. UCSD/San Diego
15 vs. UCSD (11-27-04)	7 vs. Monmouth/San Diego	<b>Steals</b>	13 vs. UCSB (11-19-04)	3 at UCSB vs. California
51 vs. UCSD, 2nd (11-27-04)	26 vs. UCSB, 1st (11-19-04)	<b>Points/Half</b>	56 at Washington (12-7-04)	22 vs. UCSD, 2nd (11-27-04)
65.4 vs. UCSD, 2nd (11-27-04)	29.2 vs. Monmouth, 1st (11-22-04)	<b>FG Percentage/Half</b>	58.3 vs. UCSB, 2nd (11-19-04)	31.6 vs. UCSD, 2nd (11-27-04)
4 vs. San Diego (12-1-04)	2 vs. Monmouth vs. UCSD/Washington	<b>Double-Figure Scorers</b>	4 vs. UCSB/at Washington	1 at UCSB (12-4-04)



# Season and Career Highs

## ► 0 • TOMMY JOHNSON

	Season	Career
Points	2 - two times	18 vs. Troy St., 11-30-03
Rebounds	1 - four times	7 vs. IPFW, 12-30-02
Assists	2 vs. UCSB, 11-19-04	5 at Cal Poly, 11-30-02
Steals	2 at Washington, 12-7-04	4 vs. Troy St., 11-30-03
Blocked Shots	1 - two times	2 - two times
Minutes	15 vs. UCSB, 11-19-04	33 vs. Troy St., 11-30-03

## ► 1 • BRANDON HEATH

	Season	Career
Points	26 vs. San Diego, 12-1-04	30 at Texas Tech, 12-13-03
Rebounds	9 vs. Monmouth, 11-22-04	<b>9 vs. Monmouth, 11-22-04</b>
Assists	9 vs. UCSD, 11-27-04	<b>9 vs. UCSD, 11-27-04</b>
Steals	5 vs. UCSD, 11-27-04	<b>5 vs. UCSD, 11-27-04</b>
Blocked Shots	1 vs. UCSB, 11-19-04	<b>1 vs. UCSB, 11-19-04</b>
Minutes	41 vs. UCSB, 11-19-04	43 at Colorado St., 1-24-04

## ► 3 • CHRIS WALTON

	Season	Career
Points	0	17 at BYU, 2-9-04
Rebounds	1 vs. UCSB, 11-19-04	10 - two times
Assists	1 vs. UCSB, 11-19-04	6 vs. Portland, 12-31-03
Steals	0	3 - six times
Blocked Shots	0	4 vs. UNM, 2-28-02
Minutes	29 vs. UCSB, 11-19-04	40 at CSU, 1-24-04

## ► 5 • TRAVIS HANOUR

	Season	Career
Points	0	11 - two times
Rebounds	3 vs. California (12-11-04)	7 vs. Utah, 1-18-03
Assists	1 - two times	3 vs. Wash. St., 2-10-01
Steals	2 vs. California (12-11-04)	2 - two times
Blocked Shots	1 vs. California (12-11-04)	2 vs. Chaminade, 11-20-00
Minutes	15 vs. California (12-11-04)	35 vs. Utah, 1-18-03

## ► 10 • SHAWN WEINSTEIN

	Season
Points	0
Rebounds	0
Assists	0
Steals	0
Blocked Shots	0
Minutes	3 vs. UCSD, 11-27-04

## ► 11 • TYLER SMITH

	Season
Points	3 - two times
Rebounds	2 - three times
Assists	4 vs. UCSD, 11-27-04
Steals	1 - two times
Blocked Shots	0
Minutes	20 at Washington, 12-7-04

## ► 15 • JOHN SHARPER

	Season	Career
Points	15 at UCSB, 12-4-04	<b>15 at UCSB, 12-4-04</b>
Rebounds	3 - two times	5 vs. UCSD, 12-2-02
Assists	2 - three times	4 at Arizona, 12-22-03
Steals	3 vs. UCSD, 11-27-04	3 - two times
Blocked Shots	0	none
Minutes	40 vs. UCSB, 11-19-04	<b>40 vs. UCSB, 11-19-04</b>

## ► 20 • TRIMAINE DAVIS

	Season	Career
Points	8 vs. UCSD, 11-27-04	8 - two times
Rebounds	3 vs. Monmouth, 11-22-04	4 - three times
Assists	1 at UCSB, 12-4-04	1 - four times
Steals	1 - two times	1 - eight times
Blocked Shots	1 at UCSB, 12-4-04	2 at CSU, 3-3-03
Minutes	19 at UCSB, 12-4-04	19 - two times

## ► 21 • MATT THOMAS

	Season
Points	14 at Washington, 12-7-04
Rebounds	5 - two times
Assists	6 vs. Monmouth, 11-22-04
Steals	3 - two times
Blocked Shots	0
Minutes	27 - two times

## ► 33 • CHRIS MANKER

	Season	Career
Points	23 vs. UCSD, 11-27-04	<b>23 vs. UCSD, 11-27-04</b>
Rebounds	8 vs. UCSB, 11-19-04	9 vs. UCSD, 12-6-03
Assists	3 - two times	<b>3 - two times</b>
Steals	3 vs. UCSB, 11-19-04	<b>3 vs. UCSB, 11-19-04</b>
Blocked Shots	3 vs. San Diego, 12-1-04	<b>3 vs. San Diego, 12-1-04</b>
Minutes	35 vs. UCSB, 11-19-04	<b>35 vs. UCSB, 11-19-04</b>

## ► 42 • MARCUS SLAUGHTER

	Season	Career
Points	28 vs. UCSB, 11-19-04	<b>28 vs. UCSB, 11-19-04</b>
Rebounds	13 vs. UCSB, 11-19-04	15 at UNLV, 2-17-04
Assists	3 - two times	4 at Saint Mary's, 1-6-04
Steals	4 vs. UCSB, 11-19-04	5 at UNM, 2-28-04
Blocked Shots	3 vs. UCSD, 11-27-04	<b>3 vs. UCSD, 11-27-04</b>
Minutes	42 vs. UCSB, 11-19-04	<b>42 vs. UCSB, 11-19-04</b>

## ► 50 • MOHAMED CAMARA

	Season
Points	7 vs. Monmouth, 11-22-04
Rebounds	8 vs. Monmouth, 11-22-04
Assists	1 - two times
Steals	3 at Washington, 12-7-04
Blocked Shots	2 at Washington, 12-7-04
Minutes	31 - two times

# 2004-05 Miscellaneous Statistics

## San Diego State's Record When...

Category	This Season	Fisher Era	SDSU Streak
Home	3-2	54-30	Lost 1
Away	1-1	16-48	Lost 1
Neutral	0-0	4-4	Lost 2
Scoring First	0-2		Lost 8
Opponent Scores First	4-1		Lost 1
Leading at Half	3-0	54-13	Won 5
Trailing at Half	1-3	17-69	Lost 2
Tied at Half	0-0	3-0	
Leading with 5:00 Left	3-0		Won 3
Trailing with 5:00 Left	1-3		Lost 2
Tied with 5:00 Left	0-0		Won 1
In Overtime	0-1	1-9	Lost 3
SDSU Outrebounds Opp.	3-1	51-31	Won 3
SDSU is Outrebounced	1-2	23-49	Lost 2
Opp. Commits More TOs	1-1	46-20	Lost 1
SDSU Commits More TOs	3-2	24-56	Lost 1
SDSU More FT Attempts	3-2	49-25	Lost 1
Opp. More FT Attempts	1-1	23-57	Lost 1
SDSU Shoots Better than Opp.	4-0	58-19	Won 4
Opp. Shoots Better than SDSU	0-3	14-62	Lost 6
SDSU Shoots 50% or Better	3-0	28-10	Won 5
SDSU Shoots 40-50%	1-1	37-36	Lost 1
SDSU Shoots 40% or Less	0-2	9-36	Lost 3
Opp. Shoots 50% or Better	0-2	8-23	Lost 4
Opp. Shoots 40-50%	3-1	34-52	Lost 1
Opp. Shoots 40% or Less	1-0	33-6	Won 2
SDSU Bench Outscores Opp.	1-1	39-30	Won 1
Opp. Bench Outscores SDSU	3-2	33-48	Lost 2
SDSU Scores Less Than 60	0-1	2-25	Lost 5
SDSU Scores Between 60-69	1-1	18-32	Lost 1
SDSU Scores Between 70-79	1-1	29-16	Won 1
SDSU Scores Between 80-89	2-0	18-9	Won 2
SDSU Scores Between 90-99	0-0	7-0	Won 7
SDSU Scores 100+	0-0	0-0	Won 23
Opp. Scores Less Than 60	2-0	26-4	Won 2
Opp. Scores Between 60-69	2-1	30-13	Lost 1
Opp. Scores Between 70-79	0-0	18-32	Lost 3
Opp. Scores Between 80-89	0-1	0-20	Lost 29
Opp. Scores Between 90-99	0-1	0-11	Lost 21
Opp. Scores 100+	0-0	0-2	Lost 8
Wearing Black	1-1		Lost 1
Wearing Red	2-0		Won 2
Wearing White	1-2		Lost 1
On Monday	1-0		Won 1
On Tuesday	0-1		Lost 4
On Wednesday	1-0		Won 4
On Thursday	0-0		Lost 1
On Friday	0-1		Lost 1
On Saturday	2-1		Lost 1
On Sunday	0-0		Lost 1
In November	2-1		Won 2
In December	2-2		Lost 2
In January	0-0		Lost 3
In February	0-0		Lost 1
In March	0-0		Lost 3

## STARTING LINEUPS

SF	PF	C	SG	PG	W-L
Slaughter	Walton	Camara	Sharper	Heath	0-1
Slaughter	Manker	Camara	Sharper	Heath	4-2

## LEADS AND DEFICITS

SDSU Biggest Halftime Lead	14 at UC Santa Barbara (12-4-04)
SDSU Biggest Halftime Lead Lost	none
SDSU Biggest Halftime Lead Lost in a Loss	none
SDSU Biggest Halftime Deficit	22 at Washington (12-7-04)
SDSU Biggest Halftime Deficit Overcome	5 vs. UC Santa Barbara (11-19-04)
SDSU Biggest Halftime Deficit Overcome for Victory	3 vs. Monmouth (11-22-04)
SDSU Biggest Lead	36 at UC Santa Barbara (12-4-04)
SDSU Biggest Lead Lost	3 vs. UC Santa Barbara/vs. UCSD
SDSU Biggest Lead Lost in a Loss	3 vs. UC Santa Barbara (11-19-04)
SDSU Biggest Deficit	33 at Washington (12-7-04)
SDSU Biggest Deficit Overcome	18 vs. Monmouth (11-22-04)
SDSU Biggest Deficit Overcome for Victory	18 vs. Monmouth (11-22-04)

## TEAM LEADER IN SCORING

	SEASON	CAREER
Marcus Slaughter	5	6
Brandon Heath	1	10
Chris Manker	1	1

## TEAM LEADER IN REBOUNDING

	SEASON	CAREER
Marcus Slaughter	5	15
Mohamed Camara	1	1
Brandon Heath	1	1
Chris Manker	1	1

## TEAM LEADER IN ASSISTS

	SEASON	CAREER
Brandon Heath	4	6
Matt Thomas	2	2
Chris Manker	1	1

## DOUBLE FIGURE SCORING GAMES

	SEASON	CAREER
Marcus Slaughter	7	16
Brandon Heath	6	27
Chris Manker	3	5
John Sharper	2	2
Matt Thomas	1	1

## 20-PLUS SCORING GAMES

	SEASON	CAREER
Marcus Slaughter	4	4
Chris Manker	2	2
Brandon Heath	2	11

## DOUBLE FIGURE REBOUNDING GAMES

	SEASON	CAREER
Marcus Slaughter	2	6

## DOUBLE FIGURE ASSIST GAMES

	SEASON	CAREER
none		

## DOUBLE-DOUBLES

	SEASON	CAREER
Marcus Slaughter	2	4

## MISSED GAMES DUE TO INJURY

	SEASON
Chris Walton	6
Travis Hanour	5
TOTAL	11

## TOP SCORING PERFORMANCES

28, Marcus Slaughter vs. UCSB (11-19-04)
26, Brandon Heath vs. San Diego (12-1-04)
24, Marcus Slaughter at UCSB (12-4-04)
23, Chris Manker vs. UC San Diego (11-27-04)
22, Chris Manker vs. San Diego (12-1-04)
21, Marcus Slaughter at Washington (12-7-04)
20, Brandon Heath at UCSB (12-4-04)
20, Marcus Slaughter vs. UC San Diego (11-27-04)
18, Marcus Slaughter vs. California (12-11-04)
18, Brandon Heath at Washington (12-7-04)
18, Marcus Slaughter vs. Monmouth (11-22-04)

## TOP REBOUNDING PERFORMANCES

13, Marcus Slaughter vs. UCSB (11-19-04)
12, Marcus Slaughter vs. San Diego (12-1-04)
9, Marcus Slaughter vs. California (12-11-04)
9, Brandon Heath vs. Monmouth (11-22-04)
8, Mohamed Camara vs. Monmouth (11-22-04)
8, Chris Manker vs. UCSB (11-19-04)

## TOP ASSISTS PERFORMANCES

9, Brandon Heath vs. UC San Diego (11-29-04)
7, Brandon Heath at UCSB (12-4-04)
6, Matt Thomas vs. Monmouth (11-22-04)
5, Brandon Heath vs. San Diego (12-1-04)
4, Tyler Smith vs. UC San Diego (11-27-04)

## TOP 3-POINT FG PERFORMANCES

4, Brandon Heath at UCSB (12-4-04)
3, John Sharper at UCSB (12-4-04)
3, Marcus Slaughter at UCSB (12-4-04)
3, Brandon Heath vs. San Diego (12-1-04)
3, Chris Manker vs. San Diego (12-1-04)
3, John Sharper vs. San Diego (12-1-04)
3, John Sharper vs. UC San Diego (11-27-04)
3, Brandon Heath vs. UCSB (11-19-04)

## TOP EFFICIENCY POINT PERFORMANCES

31, Marcus Slaughter vs. UCSB (11-19-04)
29, Chris Manker vs. UC San Diego (11-27-04)
28, Chris Manker vs. San Diego (12-1-04)
27, Brandon Heath at UCSB (12-4-04)
26, Marcus Slaughter vs. UC San Diego (11-27-04)
24, Marcus Slaughter at UCSB (12-4-04)
23, Brandon Heath vs. San Diego (12-1-04)
20, Chris Manker vs. UCSB (11-19-04)
19, Marcus Slaughter at Washington (12-7-04)
19, Marcus Slaughter vs. Monmouth (11-22-04)