



2004-05 SDSU Women's Basketball



Marsha Overton
Four-Year Letterwinner





Sandy Wright

All-Time Aztec Assistant Coaches

- Nicole Anderson 2003-04
- Yvette Angel 1990-92
- Mike Callahan 1980-83
- DeAnn Craft 1998
- Eileen Feeney 1996-97
- Dustin Finley 2005**
- Kathy Flannigan 1985-87
- Susie Gardner 1993-96
- Jennifer Gross 2003-04
- Matt Hart 2003-04
- Steve Huber 2000-02
- Susan Kubala 1991-93
- Judy LaWinter 1979
- Jan Martin 1989
- Kyla McDaniel 1998-99
- Cathy McDonald 1997
- Mickey McGlade 1980-82
- Dana McGraw 2001-02
- Michelle Miles 1993
- Krista Poehler 2005**
- Jennifer Price 1998-99
- Steve Salvo 1983-84
- Yvonne Sanchez 2000
- Trisha Sears 2001-02
- Pam Tanner 1994-95
- Ken Weeks 1988-89
- Fentriss Winn 2005**
- Sandy Wright 1997-00



Richie Spears



Earnest Riggins



Beth Burns



Barb Smith



Jim Tomey

All-Time Coaching Records

Western Collegiate Athletic Association

| Year | Overall | | Place | Coach | MVP |
|----------|---------|------|-------|---------------------|-----------------|
| | W-L | W-L | | | |
| 1976-77 | 4-16 | 1-7 | 4th | Kathleen Wallace | Laura Dion |
| 1977-78 | 10-18 | 0-8 | 5th | Kathleen Wallace | None |
| 1978-79 | 13-16 | 0-8 | 5th | Richie Spears | Sue Shue |
| 1979-80 | 23-10 | 6-6 | 4th | Richie Spears | Judy Porter |
| 1980-81 | 25-11 | 6-6 | 4th | Richie Spears | Diena Pels |
| 1981-82 | 20-13 | 4-8 | 5th | Richie Spears | Judy Porter |
| 1982-83* | 10-18 | 3-11 | 6th | Spears/Steve Salvo* | Judy Porter |
| 1983-84 | 24-6 | 9-5 | 3rd | Earnest Riggins | Tina Hutchinson |
| 1984-85 | 21-9 | 9-5 | 4th | Earnest Riggins | Penny Toler |

Big West Conference (Formerly the Pacific Coast Athletic Association)

| Year | Overall | | Place | Coach | MVP |
|---------|---------|------|-------|-----------------|------------------|
| | W-L | W-L | | | |
| 1985-86 | 14-17 | 6-8 | 4th | Earnest Riggins | Shelda Arceneaux |
| 1986-87 | 13-16 | 9-9 | 6th | Earnest Riggins | Jessica Haynes |
| 1987-88 | 21-10 | 12-8 | 4th | Earnest Riggins | Chana Perry |
| 1988-89 | 25-9 | 12-6 | 4th | Earnest Riggins | Chana Perry |
| 1989-90 | 7-23 | 6-12 | 8th | Beth Burns | Julie Evans |

Western Athletic Conference

| Year | Overall | | Place | Coach | MVP |
|---------|---------|------|-------|------------|--------------------------------------|
| | W-L | W-L | | | |
| 1990-91 | 14-14 | 6-6 | 4th | Beth Burns | Kieishsha Games |
| 1991-92 | 18-11 | 9-5 | 4th | Beth Burns | Michelle Miles |
| 1992-93 | 19-9 | 9-5 | 2nd | Beth Burns | Falisha Wright |
| 1993-94 | 26-5 | 13-1 | 1st | Beth Burns | Sorii Epps, Rachelle Johnson |
| 1994-95 | 24-6 | 14-0 | 1st | Beth Burns | Falisha Wright, Christina Murguia |
| 1995-96 | 20-8 | 9-5 | 3rd | Beth Burns | Jodi Nowlin |
| 1996-97 | 23-7 | 15-1 | 1st | Beth Burns | Jodi Nowlin-Tres Sandy Wright |
| 1997-98 | 10-15 | 4-10 | 7th | Barb Smith | Charley Murray |
| 1998-99 | 7-19 | 4-10 | 7th | Barb Smith | Charley Murray |

Mountain West Conference

| Year | Overall | | Place | Coach | MVP |
|---------|---------|------|-------|------------|------|
| | W-L | W-L | | | |
| 1999-00 | 9-19 | 4-10 | 6th | Barb Smith | Team |
| 2000-01 | 13-15 | 5-9 | 6th | Barb Smith | Team |
| 2001-02 | 10-18 | 2-12 | 7th | Barb Smith | N/A |
| 2002-03 | 9-18 | 3-11 | 7th | Jim Tomey | N/A |
| 2003-04 | 8-20 | 3-11 | 7th | Jim Tomey | N/A |

Coaches Records - All Games

| | Gm. | W | L | Pct. | SDSU | Opp. | SDSU | Opp. |
|---------------------------------|------------|------------|------------|-------------|---------------|---------------|-------------|-------------|
| Kathleen Wallace (1976-78) | 48 | 14 | 34 | .292 | 3,011 | 3,501 | 62.7 | 72.9 |
| Richie Spears (1979-83) | 146 | 88 | 58 | .603 | 9,383 | 8,502 | 64.7 | 58.6 |
| Steve Salvo* (1983) | 13 | 3 | 10 | .231 | 887 | 1,073 | 68.2 | 82.5 |
| Earnest Riggins (1984-89) | 185 | 118 | 67 | .638 | 14,061 | 12,694 | 69.1 | 63.1 |
| Beth Burns (1990- 97) | 234 | 151 | 83 | .645 | 16,081 | 14,292 | 68.7 | 61.0 |
| Barb Smith (1997-2002) | 135 | 49 | 86 | .363 | 8,130 | 8,646 | 60.2 | 64.0 |
| Jim Tomey (2002-Present) | 55 | 17 | 38 | .309 | 3,001 | 3,368 | 54.6 | 61.2 |
| Totals | 816 | 440 | 376 | .539 | 54,554 | 52,076 | 66.9 | 63.8 |

*Steve Salvo was appointed acting head coach on Jan. 21, 1983.

1976-77

4-16 Overall ■ 1-7 Western Collegiate

| | | | |
|-------|----------------------|---|--------|
| N. 29 | Northern Arizona | W | 64-44 |
| D. 10 | CS Los Angeles | L | 62-67 |
| D. 17 | at Cal Poly Pomona | L | 38-103 |
| D. 18 | Cal Poly | L | 46-55 |
| J. 6 | at Pepperdine | W | 62-45 |
| J. 7 | at Chico State | L | 53-62 |
| J. 8 | at Long Beach State* | L | 60-81 |
| J. 13 | Fresno State | W | 61-42 |
| J. 14 | CS Fullerton* | L | 40-78 |
| J. 21 | at USC* | W | 62-59 |
| J. 22 | at Biola | L | 60-70 |
| J. 25 | at UCLA* | L | 42-93 |
| J. 29 | at Long Beach State* | L | 60-76 |
| F. 5 | at Cal Poly Pomona | L | 68-82 |
| F. 8 | USC* | L | 61-85 |
| F. 11 | at CS Fullerton* | L | 56-101 |
| F. 12 | at UC Santa Barbara | L | 43-56 |
| F. 18 | Long Beach State* | L | 74-95 |
| F. 25 | UCLA* | L | 45-98 |
| M. 4 | Cal Poly Pomona | L | 47-80 |

1977-78


10-18 overall ■ 0-8 Western Collegiate

| | | | |
|-------|-----------------------|---|--------|
| D. 2 | Cal Poly SLO | L | 79-80 |
| D. 2 | Fresno State | W | 82-60 |
| D. 3 | San Jose State | W | 89-83 |
| D. 9 | Cal Poly Pomona | L | 60-69 |
| D. 12 | Pepperdine (OT) | L | 71-72 |
| D. 16 | UC Irvine | W | 93-55 |
| D. 23 | Brigham Young | L | 60-70 |
| J. 5 | at CS Los Angeles | W | 75-40 |
| J. 10 | CS Fullerton* | L | 76-80 |
| J. 13 | at Northern Arizona | W | 77-65 |
| J. 14 | at Arizona State* | L | 65-86 |
| J. 17 | USC* | L | 57-69 |
| J. 20 | UC Santa Barbara | W | 66-57 |
| J. 21 | CS Los Angeles | W | 68-58 |
| J. 26 | at Long Beach State* | L | 68-81 |
| J. 28 | UCLA* | L | 49-96 |
| F. 1 | at Cal Poly SLO | W | 62-50 |
| F. 2 | at Fresno State | W | 61-44 |
| F. 3 | at UC Santa Barbara | L | 59-73 |
| F. 7 | USC* | L | 83-99 |
| F. 11 | at CS Fullerton | L | 65-102 |
| F. 14 | at CS Northridge (OT) | L | 70-76 |
| F. 16 | Long Beach State | L | 52-79 |
| F. 17 | at Pepperdine | L | 64-75 |
| F. 22 | at UCLA* | L | 44-104 |
| F. 23 | Biola | L | 58-79 |
| F. 28 | San Diego | W | 83-31 |
| M. 3 | at Cal Poly Pomona | L | 71-96 |

1978-79

13-16 overall ■ 0-8 Western Collegiate

| | | | |
|-------|---------------------|---|-------|
| N. 28 | UC San Diego | W | 72-33 |
| D. 1 | Cal Poly SLO | W | 50-37 |
| D. 3 | Pepperdine | L | 53-59 |
| D. 8 | at Cal Poly Pomona | L | 31-74 |
| D. 9 | CS Los Angeles | W | 52-49 |
| D. 11 | San Diego | W | 98-17 |
| D. 14 | at California | W | 74-69 |
| D. 15 | Texas Tech | W | 52-50 |
| D. 16 | Long Beach State* | L | 50-74 |
| D. 19 | UC Irvine | W | 69-54 |
| D. 19 | Biola | L | 48-50 |
| J. 13 | at UC Santa Barbara | W | 51-47 |
| J. 17 | at CS Fullerton* | L | 42-58 |
| J. 20 | USC* | L | 47-61 |



| | | | |
|-------|----------------------|---|-------|
| J. 25 | at UCLA* | L | 30-90 |
| J. 27 | Long Beach State* | L | 66-82 |
| F. 2 | at UNLV | L | 58-78 |
| F. 6 | CS Northridge | W | 74-65 |
| F. 7 | at Pepperdine | L | 44-60 |
| F. 9 | Cal Poly Pomona | L | 59-72 |
| F. 10 | CS Fullerton* | L | 48-53 |
| F. 15 | at Long Beach State* | L | 51-52 |
| F. 16 | CS Los Angeles | L | 67-74 |
| F. 17 | UC Santa Barbara | W | 55-37 |
| F. 23 | UCLA* | L | 51-84 |
| F. 24 | at UC Irvine | W | 54-53 |
| F. 25 | CS Dominguez Hills | W | 71-33 |
| M. 1 | USC* | L | 44-67 |
| M. 3 | San Diego | W | 74-35 |

1979-80

23-10 overall ■ 6-6 Western Collegiate

| | | | |
|--|-----------------------|-------------|-------|
| N. 13 | at U.S. International | W | 85-25 |
| N. 16 | San Jose State | L | 45-56 |
| N. 16 | UC Santa Barbara | W | 67-45 |
| N. 17 | Fresno State | W | 61-59 |
| N. 20 | Biola | W | 88-64 |
| N. 27 | at CS Northridge | W | 68-36 |
| N. 30 | UNLV | L | 67-90 |
| D. 7 | Cal Poly Pomona | L | 60-63 |
| D. 8 | UC Irvine | W | 67-66 |
| D. 11 | Northern Colorado | W | 85-61 |
| <i>Cal Poly Pomona Tournament (Pomona, Calif.)</i> | | | |
| D. 13 | vs. Pepperdine | W | 65-46 |
| D. 14 | vs. Michigan State | L | 42-58 |
| D. 15 | Utah | W | 57-54 |
| D. 17 | UC Irvine | W | 47-42 |
| J. 5 | Cal Poly Pomona | W | 60-53 |
| J. 8 | UCLA* | L | 60-73 |
| J. 10 | Alaska Anchorage | W | 70-40 |
| J. 13 | CS Fullerton* | W | 49-46 |
| J. 15 | Hawai'i | W | 58-54 |
| J. 19 | Long Beach State* | L | 63-73 |
| J. 22 | San Diego | W | 80-41 |
| J. 25 | at Arizona* | W | 66-65 |
| J. 26 | Arizona State* | W | 52-49 |
| F. 1 | UNLV | W | 75-67 |
| F. 5 | USC* | L | 62-65 |
| F. 7 | at UCLA* | L | 63-95 |
| F. 8 | USIU | W (forfeit) | |
| F. 12 | at Long Beach State* | L | 61-63 |
| F. 15 | at CS Fullerton* | W | 67-59 |
| F. 22 | Arizona State* | W | 79-60 |
| F. 23 | Arizona* | W | 88-37 |
| F. 28 | San Diego | W | 75-21 |
| F. 29 | at USC* | L | 63-66 |

1980-81

25-11 overall ■ 6-6 Western Collegiate

| | | | |
|---|----------------------|---|-------|
| N. 22 | at Pepperdine | W | 78-61 |
| D. 2 | San Diego | W | 79-34 |
| <i>Dial Classic (Peterson Gym)</i> | | | |
| D. 5 | Utah State | W | 79-51 |
| D. 6 | Bishop's University | W | 55-47 |
| D. 9 | Pepperdine | W | 58-52 |
| D. 13 | at UNLV | W | 70-61 |
| <i>Cal Poly Pomona Tournament (Pomona, Calif.)</i> | | | |
| D. 18 | vs. CS Northridge | W | 70-47 |
| D. 19 | vs. Arizona State | W | 62-54 |
| D. 20 | at Cal Poly Pomona | W | 66-50 |
| <i>Sourdough Invitational (San Francisco, Calif.)</i> | | | |
| J. 2 | Montclair State | W | 64-61 |
| J. 3 | at San Francisco | L | 52-61 |
| J. 7 | Memphis State | L | 56-69 |
| J. 9 | Colorado | W | 71-55 |
| J. 11 | Hawai'i | W | 65-35 |
| J. 14 | at CS Fullerton* | W | 66-58 |
| J. 21 | USC* | L | 46-75 |
| J. 26 | UNLV | W | 78-59 |
| J. 27 | Pacific | L | 62-70 |
| J. 30 | Arizona State* | W | 65-55 |
| J. 31 | Arizona* | W | 73-54 |
| F. 3 | UCLA* | W | 64-56 |
| F. 11 | Long Beach State* | L | 65-76 |
| F. 14 | CS Fullerton* | W | 77-52 |
| F. 17 | Cal Poly Pomona | W | 64-50 |
| F. 20 | at Arizona State* | L | 66-70 |
| F. 21 | at Arizona* | W | 64-46 |
| F. 24 | at Long Beach State* | L | 58-68 |
| F. 26 | San Diego | W | 65-46 |
| M. 6 | at UCLA* | L | 61-82 |
| M. 8 | at USC* | L | 45-58 |
| <i>WAIAW Regional Tournament (Malibu, Calif.)</i> | | | |
| M. 12 | vs. California | W | 77-64 |
| M. 13 | vs. Long Beach State | L | 56-71 |
| M. 14 | vs. UCLA | L | 54-61 |
| <i>Northern Lights Invitational (Anchorage, Alaska)</i> | | | |
| M. 20 | vs. Purdue | W | 72-48 |
| M. 21 | vs. Notre Dame | W | 71-34 |
| M. 22 | vs. Houston | W | 50-41 |

1981-82

20-13 overall ■ 4-8 Western Collegiate

| | | | |
|-------|--------------------|---|-------|
| N. 13 | at Biola | W | 79-36 |
| N. 17 | U.S. International | W | 90-39 |
| N. 23 | Washington State | W | 59-58 |
| N. 28 | Brigham Young | W | 75-55 |
| N. 29 | San Francisco | W | 62-47 |
| D. 1 | at Pepperdine | W | 75-50 |

Dial Classic (Peterson Gym)

| | | | |
|-------|--------------------|---|-------|
| D. 4 | Houston | W | 59-57 |
| D. 10 | San Diego | W | 76-57 |
| D. 11 | at Cal Poly Pomona | L | 62-66 |
| D. 14 | Santa Clara | W | 65-48 |

Queens College Tournament (Flushing, N.Y.)

| | | | |
|-------|----------------------|---|-------|
| D. 27 | vs. Detroit | L | 47-56 |
| D. 28 | at Queens | W | 81-64 |
| D. 29 | Virginia | L | 34-38 |
| J. 5 | Northern Arizona | W | 77-42 |
| J. 6 | Oklahoma | W | 68-65 |
| J. 11 | Old Dominion | L | 62-79 |
| J. 14 | CS Fullerton* | W | 91-77 |
| J. 18 | at UC Irvine | L | 56-58 |
| J. 21 | Hawai'i | W | 80-28 |
| J. 23 | at Long Beach State* | L | 53-65 |
| J. 29 | at Arizona* | W | 71-59 |
| J. 30 | at Arizona State* | L | 57-78 |

| | | | |
|-------|-------------------|---|-------|
| F. 2 | UCLA* | L | 64-70 |
| F. 6 | USC* | L | 59-77 |
| F. 10 | at San Diego | W | 72-46 |
| F. 12 | Pepperdine | W | 58-52 |
| F. 15 | UC Irvine | W | 64-60 |
| F. 17 | Long Beach State* | L | 70-79 |
| F. 20 | at CS Fullerton* | W | 56-54 |
| F. 24 | Arizona State* | L | 67-69 |
| F. 26 | Arizona* | W | 74-42 |
| M. 3 | at UCLA* | L | 51-76 |
| M. 5 | at USC* | L | 55-73 |

1982-83

10-18 overall ■ 3-11 Western Collegiate

| | | | |
|-------|---------------------|---|-------|
| N. 27 | at Pepperdine | L | 59-62 |
| D. 1 | at Weber State (OT) | L | 93-95 |
| D. 2 | at Utah State | W | 96-63 |
| D. 4 | at Utah | L | 77-87 |

Dial Classic (Peterson Gym)

| | | | |
|-------|----------------------|---|--------|
| D. 10 | Texas-El Paso | W | 105-72 |
| D. 11 | San Francisco | W | 80-61 |
| D. 14 | USC* | L | 66-102 |
| D. 18 | New Mexico State | W | 90-65 |
| D. 31 | Oregon State | L | 49-54 |
| J. 3 | Cal Poly Pomona | W | 65-59 |
| J. 6 | Oregon | W | 79-71 |
| J. 8 | San Diego | W | 83-56 |
| J. 13 | at North Carolina | L | 74-84 |
| J. 14 | at Duke | L | 68-82 |
| J. 16 | at Old Dominion | L | 76-79 |
| J. 21 | Arizona* | W | 82-60 |
| J. 22 | Arizona State* | L | 73-78 |
| J. 25 | at CS Fullerton* | L | 58-97 |
| J. 29 | UCLA* | L | 56-72 |
| F. 4 | at Arizona State* | L | 78-82 |
| F. 5 | at Arizona* | W | 64-63 |
| F. 9 | at Long Beach State* | L | 67-112 |
| F. 12 | at Stanford* | L | 60-78 |
| F. 15 | CS Fullerton* | W | 80-77 |
| F. 23 | at UCLA* | L | 58-100 |
| F. 26 | at USC* | L | 63-89 |
| M. 1 | Long Beach State* | L | 76-80 |
| M. 8 | Stanford* | L | 72-85 |



Heidi Bauer

1983-84

24-6 overall ■ 9-5 Western Collegiate

| | | | |
|-------|------------------|---|-------|
| N. 21 | Biola | W | 99-59 |
| N. 26 | at CS Northridge | W | 95-65 |
| N. 29 | Hawai'i | W | 95-67 |

Dial Classic (Peterson Gym)

| | | | |
|-------|----------------------|---|--------|
| D. 2 | Lewis-Clark State | W | 111-41 |
| D. 3 | San Diego | W | 74-51 |
| D. 6 | at San Diego | W | 73-44 |
| D. 8 | Pepperdine | W | 95-82 |
| D. 16 | Utah State | W | 132-64 |
| D. 20 | at UC Riverside | W | 92-58 |
| D. 27 | at Pepperdine | W | 103-81 |
| J. 2 | Nevada-Reno | W | 90-44 |
| J. 4 | at Texas-El Paso | W | 116-59 |
| J. 7 | UC Santa Barbara | W | 122-62 |
| J. 10 | CS Fullerton* | W | 77-65 |
| J. 14 | Texas-El Paso | W | 85-65 |
| J. 17 | Long Beach State* | L | 76-82 |
| J. 19 | at USC* | L | 84-101 |
| J. 28 | UCLA* | W | 82-66 |
| F. 2 | at Arizona* | W | 68-66 |
| F. 4 | at Arizona State* | L | 81-83 |
| F. 11 | Stanford* | W | 81-67 |
| F. 15 | at UCLA* | W | 71-68 |
| F. 18 | USC* | L | 67-86 |
| F. 21 | at CS Fullerton* | W | 78-64 |
| M. 1 | Arizona State* | W | 83-65 |
| M. 3 | Arizona* | W | 75-63 |
| M. 7 | at Long Beach State* | L | 63-68 |
| M. 10 | at Stanford* | W | 86-43 |

| | | | |
|-------|----------------------|---|-------|
| M. 16 | Oregon | W | 70-63 |
| M. 17 | vs. Long Beach State | L | 73-91 |

NCAA Tournament (Peterson Gym)

| | | | |
|-------|----------------------|---|-------|
| M. 16 | Oregon | W | 70-63 |
| M. 17 | vs. Long Beach State | L | 73-91 |

| | | | |
|-------|----------------------|---|-------|
| M. 17 | vs. Long Beach State | L | 73-91 |
|-------|----------------------|---|-------|

1984-85

21-9 overall ■ 9-5 Western Collegiate

| | | | |
|-------|-----------------------|---|-------|
| N. 21 | Cal Poly Pomona | W | 87-71 |
| N. 23 | vs. Texas-El Paso | W | 92-52 |
| N. 24 | vs. West Texas State | W | 82-63 |
| N. 28 | at Missouri | W | 76-70 |
| N. 30 | vs. Central Michigan | W | 81-45 |
| D. 1 | vs. Loyola of Chicago | W | 83-62 |

| | | | |
|-------|-------------------|---|-------|
| D. 4 | San Diego | W | 97-57 |
| D. 14 | Montana State | W | 87-52 |
| D. 15 | Southern Illinois | L | 73-77 |
| D. 21 | San Jose State | W | 97-67 |
| D. 27 | Minnesota | W | 82-66 |
| D. 31 | Oregon State | L | 66-68 |

Kangaroo Shootout (Peterson Gym)

| | | | |
|-------|----------------------|---|--------|
| J. 4 | Hardin-Simmons | W | 112-37 |
| J. 5 | NE Louisiana (OT) | L | 87-89 |
| J. 9 | Arizona State* | W | 78-65 |
| J. 11 | Arizona* | W | 74-56 |
| J. 16 | Long Beach State* | L | 78-105 |
| J. 19 | UCLA* | W | 77-68 |
| J. 23 | at CS Fullerton* | L | 65-73 |
| J. 28 | at USC* | W | 61-59 |
| F. 5 | at Long Beach State* | L | 65-92 |
| F. 9 | Stanford* | W | 73-59 |
| F. 14 | at Arizona* | W | 63-56 |
| F. 16 | at Arizona State* | W | 104-82 |
| F. 20 | CS Fullerton* | W | 83-73 |
| F. 23 | USC* | L | 77-90 |
| F. 27 | at UCLA* | L | 64-86 |
| M. 8 | at Stanford* | W | 76-60 |

NCAA Tournament (Las Vegas, Nev.)

| | | | |
|-------|-------------------|---|-------|
| M. 15 | at UNLV | W | 70-68 |
| M. 22 | at Louisiana Tech | L | 64-94 |

1985-86

14-17 overall ■ 6-8 Big West

| | | | |
|-------|-----------------|---|-------|
| N. 27 | at Minnesota | L | 59-72 |
| N. 29 | at So. Illinois | L | 55-76 |

Dial Classic (Peterson Gym)

| | | | |
|-------|--------------------|---|-------|
| D. 6 | Jackson State | W | 90-77 |
| D. 7 | New Orleans | W | 60-58 |
| D. 11 | at San Diego | W | 67-54 |
| D. 21 | at Cal Poly Pomona | L | 74-78 |
| D. 29 | at Miami | L | 51-88 |
| D. 30 | Rutgers | L | 66-76 |
| D. 31 | West Virginia | W | 73-71 |

Kangaroo Shootout (Peterson Gym)

| | | | |
|-------|----------------------|---|--------|
| J. 3 | New Mexico State | W | 65-56 |
| J. 4 | Temple | W | 66-61 |
| J. 10 | at CS Fullerton* | L | 70-71 |
| J. 13 | Louisiana Tech | L | 43-87 |
| J. 15 | NE Louisiana | L | 63-109 |
| J. 23 | Pacific* | W | 97-80 |
| J. 25 | UC Santa Barbara* | W | 88-57 |
| J. 28 | UCLA | W | 96-77 |
| J. 30 | at UC Irvine* | W | 57-52 |
| F. 1 | UNLV* | W | 77-71 |
| F. 4 | USC | L | 73-91 |
| F. 6 | at UNLV* | L | 75-102 |
| F. 8 | at UC Santa Barbara* | L | 63-77 |
| F. 10 | Long Beach State* | L | 77-111 |
| F. 13 | CS Fullerton* | W | 91-72 |
| F. 15 | UC Irvine* | L | 69-82 |
| F. 18 | at Long Beach State* | L | 57-104 |
| F. 20 | Pacific* | L | 75-102 |
| F. 28 | Hawai'i* | L | 75-79 |
| M. 2 | Hawai'i* | W | 64-60 |
| M. 6 | vs. UC Irvine | W | 73-56 |
| M. 8 | at Long Beach State | L | 74-116 |

PCAA Tournament (L. Beach/Inglewood, Calif.)

1986-87

13-16 overall ■ 9-9 Big West

Big O Classic (Corvallis, Ore.)

| | | |
|----------------------|---|-------|
| N. 28 vs. Texas Tech | L | 45-79 |
| N. 29 vs. Iowa State | L | 66-83 |

Dial Classic (Peterson Gym)

| | | |
|----------------------------|---|--------|
| D. 5 Monmouth College | W | 54-52 |
| D. 6 Southern Illinois | L | 57-59 |
| D. 9 at USC | L | 77-90 |
| D. 12 Portland State | W | 92-63 |
| D. 21 San Diego | W | 73-63 |
| D. 29 at UCLA | L | 56-81 |
| J. 3 UC Irvine* | L | 48-50 |
| J. 6 Cal Poly Pomona | L | 60-75 |
| J. 8 Long Beach State* | L | 59-80 |
| J. 10 CS Fullerton* | W | 68-59 |
| J. 15 Fresno State* | W | 66-62 |
| J. 19 Hawai'i* | W | 96-56 |
| J. 20 Hawai'i *(OT) | L | 67-70 |
| J. 24 at UNLV* | L | 52-85 |
| J. 26 at UC Irvine* | L | 53-55 |
| J. 29 at Fresno State* | L | 63-85 |
| J. 31 at San Jose State* | W | 64-60 |
| F. 2 at Pacific* | W | 85-74 |
| F. 5 UC Santa Barbara* | W | 67-57 |
| F. 7 UNLV* | L | 58-63 |
| F. 14 at CS Fullerton* | L | 55-65 |
| F. 19 at UC Santa Barbara* | W | 69-57 |
| F. 21 at Long Beach State* | L | 73-109 |
| F. 26 Pacific* | W | 80-52 |
| F. 28 San Jose State* | W | 97-56 |

PCAA Tournament (L. Beach/Inglewood, Calif.)

| | | |
|--------------------------|---|--------|
| M. 5 vs. Hawai'i | W | 68-62 |
| M. 6 at Long Beach State | L | 74-108 |

1987-88

21-10 overall ■ 12-8 Big West

Maine Tournament (Orono, Maine)

| | | |
|-----------------------|---|-------|
| N. 27 vs. Connecticut | W | 69-64 |
| N. 28 at Maine | L | 65-66 |
| D. 1 at San Diego | W | 85-61 |

Coors Classic (Peterson Gym)

| | | |
|--------------------|---|-------|
| D. 3 Houston | W | 80-84 |
| D. 4 Purdue | W | 80-74 |
| D. 1 CS Northridge | W | 81-48 |

Dial Classic (Peterson Gym)

| | | |
|---------------------------|---|--------|
| D. 29 Texas-El Paso | W | 79-68 |
| D. 30 Kansas | W | 76-63 |
| J. 2 Northern Illinois | W | 103-92 |
| J. 4 at Pacific* | W | 77-56 |
| J. 7 UC Santa Barbara* | W | 77-51 |
| J. 9 UC Irvine* | W | 91-45 |
| J. 12 at Cal Poly Pomona | W | 76-50 |
| J. 14 at Fresno State* | L | 61-69 |
| J. 16 at San Jose State* | W | 95-69 |
| J. 21 UNLV* | W | 69-63 |
| J. 25 CS Fullerton* | L | 64-67 |
| J. 28 at Hawai'i* | W | 83-75 |
| J. 30 at Hawai'i* | L | 58-70 |
| F. 4 at UC Irvine* | W | 59-55 |
| F. 6 at UC Santa Barbara* | W | 78-39 |
| F. 11 San Jose State* | W | 96-54 |
| F. 13 Fresno State* | W | 78-57 |
| F. 18 at CS Long Beach* | L | 76-96 |
| F. 20 at UNLV* | L | 62-67 |
| F. 23 Oral Roberts | W | 86-61 |
| F. 25 at CS Fullerton* | L | 53-55 |
| M. 1 Long Beach State* | L | 65-90 |
| M. 3 Pacific* | W | 101-58 |

PCAA Tournament (L. Beach/Inglewood, Calif.)

| | | |
|------------------------|---|-------|
| M. 10 vs. Fresno State | W | 64-60 |
|------------------------|---|-------|

| | | |
|---------------------------|---|-------|
| M. 11 at Long Beach State | L | 78-94 |
|---------------------------|---|-------|

1988-89

25-9 overall ■ 12-6 Big West

Nevada-Reno Holiday Classic (Reno, Nev.)

| | | |
|--------------------------|---|-------|
| N. 25 vs. Alabama State | W | 82-64 |
| N. 26 vs. Nicholls State | W | 88-45 |
| N. 27 vs. Fairfield | W | 78-56 |

SDSU Classic (Peterson Gym)

| | | |
|----------------------------|---|-------|
| D. 2 Baylor | W | 85-40 |
| D. 3 Tennessee Tech | W | 78-56 |
| D. 6 San Diego | W | 82-47 |
| D. 16 Pacific* | W | 76-55 |
| D. 19 at Arizona State | W | 87-69 |
| J. 2 Murray State | W | 81-58 |
| J. 3 Missouri | W | 97-75 |
| J. 5 at UC Irvine* | W | 78-47 |
| J. 7 at UC Santa Barbara* | W | 91-61 |
| J. 12 San Jose State* | W | 77-64 |
| J. 14 Fresno State* | W | 94-80 |
| J. 19 at Long Beach State* | L | 80-99 |
| J. 21 at UNLV* | W | 55-51 |
| J. 25 Hawai'i* | L | 60-73 |
| J. 26 Hawai'i* | W | 56-52 |
| J. 28 at CS Fullerton* | L | 56-57 |
| F. 2 UC Santa Barbara* | W | 69-55 |
| F. 9 at Fresno State* | W | 66-61 |
| F. 11 at San Jose State* | W | 84-52 |
| F. 13 UC Irvine* | W | 85-62 |
| F. 16 UNLV* | W | 65-64 |
| F. 18 Long Beach State* | L | 80-91 |
| F. 20 CS Fullerton* | L | 65-71 |

Northern Lights Tournament (Anchorage, Alaska)

| | | |
|------------------------|---|-------|
| F. 24 vs. Monmouth | W | 71-48 |
| F. 25 vs. Old Dominion | L | 69-90 |
| F. 26 vs. Providence | W | 77-69 |

Big West Tournament (Long Beach, Calif.)

| | | |
|-----------------------|---|-------|
| M. 9 vs. CS Fullerton | L | 60-68 |
|-----------------------|---|-------|

National Invitational Tournament (Amarillo, Texas)

| | | |
|------------------------|---|-------|
| M. 23 vs. Radford | W | 99-92 |
| M. 24 vs. Murray State | W | 97-81 |
| M. 25 vs. Oregon | L | 64-67 |

1989-90

7-23 overall ■ 6-12 Big West

Coopers & Lybrand Invitational (Chicago, Ill.)

| | | |
|------------------------|---|--------|
| N. 24 vs. Alcorn State | L | 48-67 |
| N. 25 vs. Clemson | L | 45-62 |
| D. 2 at USC | L | 66-73 |
| D. 6 San Diego | L | 68-76 |
| D. 8 at California | L | 68-80 |
| D. 10 at Stanford | L | 45-109 |
| D. 18 Northern Arizona | W | 66-53 |

Zuma Jay's Lady Wave Classic (Malibu, Calif.)

| | | |
|-----------------------------|---|-------|
| D. 29 vs. Iowa State | L | 59-65 |
| D. 30 vs. Texas-San Antonio | L | 65-67 |
| D. 31 vs. Arizona State | L | 50-76 |
| J. 3 Northern Illinois | L | 79-99 |
| J. 6 Long Beach State* | L | 53-74 |
| J. 9 UNLV* | L | 60-91 |
| J. 13 CS Fullerton* | W | 71-68 |
| J. 16 at Fresno State* | L | 69-83 |
| J. 18 at Pacific* | L | 64-68 |
| J. 20 at San Jose State* | W | 84-74 |
| J. 22 at CS Fullerton* | L | 42-61 |
| J. 25 UC Santa Barbara* | L | 57-65 |
| J. 27 UC Irvine* | W | 67-39 |
| F. 1 at Long Beach State* | L | 63-94 |
| F. 3 at UNLV* | L | 51-91 |
| F. 8 at Hawai'i* | L | 49-73 |
| F. 10 at Hawai'i* | L | 73-88 |

| | | |
|----------------------------|---|-------|
| F. 17 Pacific* | L | 68-82 |
| F. 22 at UC Irvine* | W | 67-54 |
| F. 24 at UC Santa Barbara* | W | 53-51 |
| M. 1 San Jose State* | W | 66-42 |
| M. 3 Fresno State* | L | 60-93 |

Big West Tournament (Long Beach, Calif.)

| | | |
|-------------------------|---|-------|
| M. 7 vs. San Jose State | L | 59-81 |
|-------------------------|---|-------|

1990-91

14-14 overall ■ 6-6 Western Athletic

St. Mary's Invitational (Moraga, Calif.)

| | | |
|-------------------------|---|--------|
| N. 23 vs. McNeese State | W | 101-55 |
| N. 24 at Saint Mary's | L | 68-83 |
| N. 27 San Diego | W | 79-75 |
| D. 4 USC | L | 54-68 |

Long Beach State Dial Classic (L. Beach, Calif.)

| | | |
|-------------------------------|---|-------|
| D. 7 vs. Kansas State | L | 65-73 |
| D. 8 vs. Southern Utah | W | 89-46 |
| D. 13 UC Santa Barbara | W | 76-71 |
| D. 18 Texas Tech | L | 57-72 |
| D. 28 UC Riverside | W | 94-61 |
| D. 30 Eastern Michigan | W | 73-59 |
| J. 2 Cal Poly Pomona | W | 72-54 |
| J. 5 at San Francisco | L | 63-65 |
| J. 10 Brigham Young* (OT) | W | 74-70 |
| J. 12 Utah* | W | 87-80 |
| J. 15 at Fresno State | L | 69-85 |
| J. 19 at Texas-El Paso* (2OT) | L | 71-77 |
| J. 25 at Creighton* | L | 76-90 |
| J. 31 Colorado State* | W | 73-50 |
| F. 2 Wyoming* (OT) | W | 79-75 |
| F. 7 at Brigham Young* | W | 83-80 |
| F. 9 at Utah* | L | 58-79 |
| F. 14 CS Fullerton | L | 49-77 |
| F. 16 at Texas-El Paso* | W | 84-62 |
| F. 19 CS Northridge | W | 70-60 |
| F. 23 Creighton* | L | 76-82 |
| F. 28 at Colorado State* (OT) | L | 69-73 |
| M. 2 at Wyoming* | L | 58-69 |

WAC Tournament (Laramie, Wyo.)

| | | |
|--------------------|---|-------|
| M. 8 vs. Creighton | L | 75-78 |
|--------------------|---|-------|

1991-92

18-11 overall ■ 9-5 Western Athletic

Titan Gatorade Classic (Fullerton, Calif.)

| | | |
|--------------------------|---|--------|
| N. 23 at San Diego | W | 72-68 |
| N. 29 vs. Georgetown | L | 74-78 |
| N. 30 vs. Gonzaga | W | 69-54 |
| D. 3 USC | W | 71-64 |
| D. 10 Cal Poly Pomona | W | 72-49 |
| D. 17 UC Irvine | W | 70-49 |
| D. 21 Hawai'i | L | 70-72 |
| D. 28 at Seton Hall | L | 61-71 |
| D. 30 at Iona | W | 83-51 |
| J. 3 UCLA | L | 59-82 |
| J. 5 at Loyola Marymount | W | 65-54 |
| J. 11 CS Northridge | W | 97-41 |
| J. 18 New Mexico* | W | 91-44 |
| J. 21 Fresno State* | L | 84-86 |
| J. 23 Wyoming* | W | 83-63 |
| J. 25 Colorado State* | W | 101-62 |
| J. 30 at Texas-El Paso* | W | 82-64 |
| F. 1 at Creighton* | L | 73-82 |
| F. 6 Utah* | W | 74-51 |
| F. 8 Brigham Young* | L | 76-84 |
| F. 15 at New Mexico* | W | 74-52 |
| F. 20 at Colorado State* | W | 82-74 |
| F. 22 at Wyoming* | W | 78-69 |
| F. 27 Creighton* | L | 75-76 |
| F. 29 Texas-El Paso* | W | 80-44 |
| M. 5 at Brigham Young* | L | 65-66 |
| M. 7 at Utah* | L | 61-77 |

WAC Tournament (Salt Lake City, Utah)
 M. 12 vs. Wyoming W 66-58
 M. 13 vs. Creighton L 66-89

NCAA Tournament (Peterson Gym)
 M. 16 Hawai'i W 81-75
 M. 20 Texas A&M L 72-75

1992-93
 19-9 overall ■ 9-5 Western Athletic

| | | | |
|--|--------------------|---|-------|
| D. 2 | San Diego | W | 72-66 |
| D. 4 | Loyola Marymount | W | 59-45 |
| D. 6 | at UCLA | W | 77-52 |
| D. 11 | St. John's | W | 51-42 |
| D. 17 | Oregon State | W | 61-50 |
| D. 20 | Texas A&M | L | 62-63 |
| Villanova Tournament (Philadelphia, Pa.) | | | |
| D. 28 | Georgia | W | 70-63 |
| D. 29 | at Villanova | W | 56-54 |
| J. 3 | USC | W | 63-61 |
| J. 7 | at San Francisco | W | 78-56 |
| J. 11 | at Arizona | L | 58-75 |
| J. 15 | Fresno State* | W | 63-40 |
| J. 22 | at Texas-El Paso* | L | 59-70 |
| J. 24 | at New Mexico* | W | 55-44 |
| J. 28 | Colorado State* | W | 82-59 |
| J. 30 | Wyoming* | W | 53-48 |
| F. 4 | at Utah* | L | 42-68 |
| F. 6 | at Brigham Young* | L | 73-82 |
| F. 13 | at Fresno State* | W | 58-55 |
| F. 18 | New Mexico* | W | 78-51 |
| F. 20 | Texas-El Paso* | L | 53-54 |
| F. 25 | at Wyoming* | L | 72-78 |
| F. 27 | at Colorado State* | W | 64-60 |
| M. 4 | Brigham Young* | W | 73-57 |
| M. 6 | Utah* | W | 63-57 |
| WAC Tournament (Salt Lake City, Utah) | | | |
| M. 10 | vs. Fresno State | W | 62-38 |
| M. 12 | at Utah | L | 56-74 |
| NCAA Tournament (Athens, Ga.) | | | |
| M. 17 | at Georgia | L | 68-85 |

1993-94
 26-5 overall ■ 13-1 Western Athletic

| | | | |
|---|---------------------|---|-------|
| DePaul Thanksgiving Tournament (Chicago, Ill.) | | | |
| N. 26 | vs. Purdue | L | 60-86 |
| N. 27 | vs. Army | W | 71-53 |
| D. 1 | at Loyola Marymount | W | 60-49 |
| D. 4 | at San Diego | W | 72-51 |
| D. 7 | Arizona State | W | 76-46 |
| D. 11 | Arizona | L | 58-63 |
| Santa Clara Diet Pepsi Shoot-Out (S.C., Calif.) | | | |
| D. 18 | vs. Memphis State | W | 72-56 |
| D. 19 | vs. Princeton | W | 59-47 |
| D. 30 | Oregon | W | 84-77 |
| J. 2 | at USC | L | 62-82 |
| J. 11 | Gonzaga | W | 69-54 |
| J. 13 | Utah* | W | 62-38 |
| J. 15 | Brigham Young* | W | 74-56 |
| J. 18 | CS Fullerton | W | 85-44 |
| J. 22 | at Fresno State* | W | 75-50 |
| J. 27 | at Colorado State* | W | 53-47 |
| J. 29 | at Wyoming* | W | 76-54 |
| F. 4 | Wyoming* | W | 70-61 |
| F. 6 | Colorado State* | W | 84-50 |
| F. 11 | at New Mexico* | W | 98-52 |
| F. 13 | at Texas-El Paso* | W | 67-65 |
| F. 18 | Texas-El Paso* | W | 69-53 |
| F. 20 | New Mexico* | W | 96-36 |
| F. 24 | at Brigham Young* | L | 66-68 |
| F. 25 | at Utah | W | 71-52 |
| M. 5 | Fresno State | W | 83-58 |
| WAC Tournament (Salt Lake City, Utah) | | | |
| M. 9 | vs. New Mexico | W | 95-60 |
| M. 11 | vs. Fresno State | W | 73-53 |
| M. 12 | vs. Colorado State | W | 51-47 |

1994-95
 24-6 overall ■ 14-0 Western Athletic

| | | | |
|---|---------------------|---|-------|
| Colorado Coors Classic (Boulder, Colo.) | | | |
| N. 25 | vs. George Mason | W | 76-60 |
| N. 26 | at. Colorado | L | 51-70 |
| N. 30 | San Diego | W | 67-62 |
| D. 3 | Pepperdine | W | 59-56 |
| D. 6 | USC | L | 55-67 |
| D. 11 | Oregon State | L | 55-59 |
| D. 17 | Loyola Marymount | W | 72-32 |
| D. 20 | Southern Utah | W | 77-51 |
| St. John's Tournament (Jamaica, N.Y.) | | | |
| D. 28 | vs. Alabama | W | 79-76 |
| D. 29 | at. St. John's | L | 77-81 |
| J. 3 | at Northern Arizona | W | 72-58 |
| J. 5 | at Arizona State | W | 67-52 |
| J. 12 | at Utah* | W | 70-55 |
| J. 14 | at Brigham Young* | W | 63-55 |
| J. 19 | New Mexico* | W | 85-61 |
| J. 21 | Texas-El Paso* | W | 73-50 |
| J. 26 | at Wyoming* | W | 68-49 |
| J. 28 | at Colorado State* | W | 56-46 |
| F. 2 | Colorado State* | W | 73-51 |
| F. 4 | Wyoming* | W | 81-55 |
| F. 9 | at Texas-El Paso* | W | 72-56 |
| F. 11 | at New Mexico* | W | 75-47 |
| F. 17 | Fresno State* | W | 97-35 |
| F. 23 | Brigham Young* | W | 87-63 |
| F. 25 | Utah* | W | 71-55 |
| M. 3 | at Fresno State* | W | 73-54 |
| WAC Tournament (Albuquerque, N.M.) | | | |
| M. 8 | at New Mexico | W | 57-39 |
| M. 10 | vs. Texas-El Paso | W | 71-49 |
| M. 11 | vs. Utah | L | 57-64 |
| NCAA Tournament (Peterson Gym) | | | |
| M. 16 | Montana | L | 46-57 |

1995-96
 20-8 overall ■ 9-5 Western Athletic

| | | | |
|------------------------------------|--------------------|---|-------|
| N. 26 | at Texas | L | 58-69 |
| N. 28 | at San Diego | W | 60-47 |
| D. 3 | California | W | 82-70 |
| D. 6 | at USC | W | 67-66 |
| D. 16 | Long Beach State | W | 72-53 |
| D. 18 | at Gonzaga | W | 78-59 |
| D. 20 | at Oregon | L | 52-59 |
| D. 27 | Long Island | W | 83-38 |
| D. 30 | Pittsburgh | W | 83-69 |
| J. 2 | Northern Arizona | W | 66-61 |
| J. 4 | at Pepperdine | W | 74-62 |
| J. 7 | Cal Poly | W | 64-31 |
| J. 11 | Brigham Young* | W | 85-59 |
| J. 13 | Utah* | W | 67-55 |
| J. 18 | at New Mexico* | L | 56-62 |
| J. 20 | at Texas-El Paso* | W | 81-71 |
| J. 25 | Texas-El Paso* | W | 62-40 |
| J. 27 | New Mexico* | W | 74-52 |
| F. 1 | at Colorado State* | L | 58-66 |
| F. 3 | at Wyoming* | L | 60-66 |
| F. 8 | Colorado State* | W | 66-64 |
| F. 10 | Wyoming* | W | 55-38 |
| F. 16 | at Fresno State* | W | 74-57 |
| F. 22 | at Utah* | L | 56-69 |
| F. 24 | at Brigham Young* | L | 61-78 |
| M. 1 | Fresno State* | W | 76-48 |
| WAC Tournament (Albuquerque, N.M.) | | | |
| M. 6 | vs. Fresno State | W | 69-48 |
| M. 8 | vs. Colorado State | L | 58-64 |

1996-97
 23-7 overall ■ 15-1 Western Athletic

| | | | |
|---|---------------------------|---|-------|
| Baylor Tournament (Waco, Texas) | | | |
| N. 22 | vs. Stephen F. Austin | L | 62-67 |
| N. 23 | vs. North Texas | W | 64-40 |
| N. 26 | San Diego | W | 55-34 |
| D. 1 | USC | L | 60-71 |
| D. 7 | Pepperdine | W | 66-51 |
| D. 10 | at Long Beach State | W | 75-49 |
| D. 13 | Georgia State | W | 75-46 |
| D. 19 | Arizona | L | 48-66 |
| Maryland Dial Classic (College Park, Md.) | | | |
| D. 28 | vs. Southwest Texas State | L | 65-68 |
| D. 29 | vs. Radford | L | 59-65 |
| J. 2 | at San Jose State* | W | 82-37 |
| J. 4 | at Fresno State* | W | 63-50 |
| J. 9 | UNLV* | W | 92-48 |
| J. 11 | Air Force* | W | 70-41 |
| J. 16 | at Wyoming* | W | 54-48 |
| J. 19 | at Colorado State* | W | 70-53 |
| J. 22 | Texas-El Paso* | W | 75-42 |
| J. 25 | at Hawai'i* | L | 44-54 |
| J. 30 | Fresno State* | W | 70-41 |
| F. 1 | San Jose State* | W | 92-47 |
| F. 6 | at Air Force* | W | 89-57 |
| F. 8 | at UNLV* | W | 62-50 |
| F. 13 | Colorado State* | W | 61-53 |
| F. 15 | Wyoming* | W | 79-48 |
| F. 20 | Hawai'i* | W | 58-53 |
| F. 26 | at Texas-El Paso* | W | 81-52 |
| WAC Tournament (Las Vegas, Nev.) | | | |
| M. 5 | vs. New Mexico | W | 57-50 |
| M. 7 | vs. Hawai'i | W | 74-48 |
| M. 8 | vs. Utah | W | 56-50 |
| NCAA Tournament (Knoxville, Tenn.) | | | |
| M. 15 | vs. Oregon | L | 68-80 |

1997-98
 10-15 overall ■ 4-10 Western Athletic

| | | | |
|-------------------------------|-------------------------|---|-------|
| N. 16 | Oregon State | W | 63-56 |
| N. 23 | Toledo | L | 67-75 |
| Pepsi Shootout (Eugene, Ore.) | | | |
| N. 28 | vs. Portland State (OT) | L | 66-68 |
| D. 4 | at Penn State | L | 56-70 |
| D. 7 | at Duquesne | W | 64-59 |
| D. 13 | at USC | L | 51-62 |
| D. 15 | UC Santa Barbara | L | 79-82 |
| D. 19 | at Long Beach State | W | 68-60 |
| D. 28 | Kansas State | W | 57-53 |
| J. 2 | Fresno State* | L | 52-74 |
| J. 4 | San Jose State* | W | 68-55 |
| J. 10 | at Hawai'i* | L | 38-88 |
| J. 15 | at TCU* | L | 68-83 |
| J. 17 | at SMU* | L | 62-71 |
| J. 22 | Tulsa* | W | 80-58 |
| J. 25 | Rice* | L | 63-66 |
| J. 29 | at San Jose State* | W | 77-49 |
| F. 1 | at Fresno State* | L | 72-82 |
| F. 3 | Hawai'i* | L | 48-85 |
| F. 7 | at Air Force% | W | 78-54 |
| F. 12 | SMU* | L | 54-66 |
| F. 14 | TCU* | W | 72-66 |
| F. 19 | at Rice* | L | 61-66 |
| F. 21 | at Tulsa* | L | 52-54 |
| F. 26 | Air Force% | W | 68-59 |

% WAC Crossover game

1998-99

7-19 overall ■ 4-10 Western Athletic

| | | | |
|--|---------------------|---|--------|
| N. 14 | San Francisco | L | 43-54 |
| N. 17 | at Oregon State | L | 67-71 |
| N. 23 | at Arizona | L | 69-76 |
| <i>SDSU Tournament (Cox Arena)</i> | | | |
| N. 27 | Idaho State | W | 66-58 |
| N. 28 | Penn State | L | 53-76 |
| <i>Kansas St. Tournament (Manhattan, Kan.)</i> | | | |
| D. 4 | vs. Detroit | W | 78-59 |
| D. 5 | at Kansas State | L | 56-77 |
| D. 11 | UCLA | L | 56-104 |
| D. 21 | Boston College | L | 56-86 |
| D. 28 | at Toledo | L | 72-89 |
| D. 30 | Duquesne | W | 72-65 |
| J. 2 | at UC Santa Barbara | L | 50-78 |
| J. 7 | New Mexico* | L | 53-66 |
| J. 9 | Texas-El Paso* | W | 67-50 |
| J. 14 | at Utah* | L | 60-74 |
| J. 16 | at BYU* (OT) | L | 71-72 |
| J. 23 | Hawai'i* | L | 57-65 |
| J. 28 | San Jose St.* | W | 89-51 |
| J. 30 | Fresno St.* | W | 89-68 |
| F. 4 | at New Mexico* | L | 51-75 |
| F. 6 | at Texas-El Paso* | L | 58-64 |
| F. 11 | Utah* | L | 42-64 |
| F. 13 | BYU* | L | 53-66 |
| F. 20 | at Hawai'i* | L | 39-66 |
| F. 25 | at Fresno St.* | L | 55-68 |
| F. 27 | at San Jose St.* | W | 78-46 |

1999-2000

9-19 overall ■ 4-10 Mountain West

| | | | |
|--|---------------------|---|-------|
| <i>American Dream Classic (Pocatello, Idaho)</i> | | | |
| N. 19 | at Idaho State | L | 68-72 |
| N. 20 | vs. Portland | L | 49-50 |
| <i>Pacific Bell Classic (Cox Arena)</i> | | | |
| N. 26 | Indiana State | W | 53-39 |
| N. 27 | Missouri | L | 61-85 |
| D. 1 | at San Francisco | L | 58-67 |
| D. 4 | USC | L | 60-72 |
| D. 9 | at UCLA | L | 61-82 |
| D. 19 | Loyola Marymount | L | 51-62 |
| D. 21 | Montana | W | 51-49 |
| D. 28 | at Northern Arizona | L | 57-65 |
| D. 30 | at CS Fullerton | W | 80-51 |
| J. 4 | TCU | W | 63-51 |
| J. 13 | Utah* | L | 44-53 |
| J. 15 | Brigham Young* | L | 37-60 |
| J. 17 | Texas A&M-CC | W | 57-52 |
| J. 20 | at New Mexico* | L | 47-65 |
| J. 22 | at Air Force* | L | 72-77 |
| J. 29 | UNLV* | W | 54-52 |
| F. 3 | Wyoming* | L | 71-78 |
| F. 5 | Colorado State* | W | 68-58 |
| F. 10 | at Utah* | L | 38-63 |
| F. 12 | at Brigham Young* | L | 58-84 |
| F. 17 | New Mexico* | L | 60-66 |
| F. 19 | Air Force* | W | 70-38 |
| F. 26 | at UNLV* | L | 63-69 |
| M. 2 | at Wyoming* | L | 55-63 |
| M. 4 | at Colorado State* | W | 58-51 |
| <i>MWC Tournament (Las Vegas, Nev.)</i> | | | |
| M. 8 | Brigham Young | L | 37-78 |

2000-01

13-15 overall ■ 5-9 Mountain West

| | | | |
|-------|-----------------|---|-------|
| N. 18 | at Montana | L | 58-68 |
| N. 21 | at Loyola Mary. | L | 59-69 |

| | | | |
|--|-------------------------|---|-------|
| <i>Pacific Bell Classic (Cox Arena)</i> | | | |
| N. 24 | Illinois State | W | 88-59 |
| N. 25 | Chattanooga | L | 59-74 |
| N. 28 | at Portland State | W | 53-50 |
| <i>Unilever Lady Tiger Classic (Columbia, Mo.)</i> | | | |
| D. 1 | vs. Alcorn State | W | 60-43 |
| D. 2 | at Missouri | L | 69-89 |
| D. 6 | at San Jose State | L | 54-59 |
| D. 18 | CS Fullerton | W | 84-47 |
| D. 22 | California | W | 63-49 |
| D. 30 | Northern Arizona | W | 58-50 |
| J. 2 | at Cal Poly | W | 73-63 |
| J. 7 | at Texas A&M-CC | W | 67-59 |
| J. 11 | Brigham Young* | W | 63-61 |
| J. 13 | Utah (RV) * | L | 47-56 |
| J. 18 | at Air Force* | W | 50-49 |
| J. 20 | at New Mexico* | L | 66-86 |
| J. 27 | UNLV* | L | 41-82 |
| F. 1 | Wyoming* | W | 58-50 |
| F. 3 | Colorado State* | L | 54-55 |
| F. 8 | at Utah (17)* | L | 46-62 |
| F. 10 | at Brigham Young* | L | 53-76 |
| F. 15 | New Mexico* | W | 56-53 |
| F. 17 | Air Force* | W | 57-30 |
| F. 24 | at UNLV* | L | 67-68 |
| M. 1 | at Colorado State (RV)* | L | 67-81 |
| M. 3 | at Wyoming* | L | 59-73 |
| <i>MWC Tournament (Las Vegas, Nev.)</i> | | | |
| M. 7 | vs. New Mexico | L | 49-55 |

2001-02

10-18 overall ■ 2-12 Mountain West

| | | | |
|---|------------------------------|-------|-------|
| N. 16 | Cal Poly | W | 63-54 |
| N. 18 | at California | L | 60-74 |
| N. 23 | UC San Diego | L | 59-63 |
| N. 25 | Navy | W | 73-69 |
| <i>Cook Children's Hoops Classic (Ft. Worth, Texas)</i> | | | |
| D. 1 | vs. Prairie View A&M | W | 68-46 |
| D. 2 | at TCU | L | 49-75 |
| D. 6 | San Jose State | L | 62-65 |
| D. 16 | Sacramento State | W | 72-51 |
| D. 20 | at Missouri-Kansas City | W | 52-51 |
| D. 22 | at Creighton | L | 55-66 |
| D. 28 | Radford | W | 89-42 |
| J. 30 | Detroit | W | 70-56 |
| J. 5 | Portland State | W | 73-51 |
| J. 12 | at UNLV (RV/RV)* | L | 55-67 |
| J. 17 | at Colorado State (20/21) *L | 49-58 | |
| J. 19 | at Wyoming* | L | 51-86 |
| J. 23 | New Mexico* | L | 49-58 |
| J. 26 | Air Force* | W | 58-50 |
| J. 31 | at BYU* | L | 41-67 |
| F. 2 | at Utah* | L | 59-75 |
| F. 9 | UNLV (RV/RV)* | L | 49-57 |
| F. 14 | Wyoming* | L | 43-53 |
| F. 16 | Colorado State (17/15)* | L | 60-69 |
| F. 21 | at Air Force* | W | 83-79 |
| F. 23 | at New Mexico (RV/RV)* | L | 53-63 |
| F. 28 | Utah* | L | 45-47 |
| M. 2 | BYU* | L | 56-72 |
| <i>MWC Tournament (Las Vegas, Nev.)</i> | | | |
| M. 6 | vs. New Mexico | L | 52-65 |

2002-03

9-18 overall ■ 3-11 Mountain West

| | | | |
|--|------------------|---|-------|
| N. 22 | Centenary | W | 75-58 |
| N. 25 | at St. Mary's | L | 47-60 |
| <i>Fresno State Classic (Fresno, Calif.)</i> | | | |
| N. 29 | vs. Murray State | W | 59-54 |
| N. 30 | at Fresno State | L | 49-59 |
| D. 4 | UC Irvine (OT) | L | 58-61 |
| D. 11 | at San Diego | L | 53-72 |

| | | | |
|---|---------------------------|---|-------|
| D. 19 | American | W | 62-45 |
| D. 22 | Creighton (OT) | L | 72-79 |
| D. 28 | CSU Northridge | W | 75-54 |
| J. 5 | Missouri-Kansas City (OT) | W | 56-52 |
| J. 9 | at Portland State | L | 55-59 |
| J. 11 | at Sacramento State | W | 77-68 |
| J. 18 | UNLV* | L | 49-50 |
| J. 23 | BYU* | L | 46-61 |
| J. 25 | Utah* | L | 44-59 |
| J. 30 | at New Mexico* | L | 42-75 |
| F. 1 | at Air Force* | W | 73-55 |
| F. 6 | Colorado State* | W | 60-47 |
| F. 8 | Wyoming* | L | 52-66 |
| F. 15 | at UNLV* | L | 61-81 |
| F. 20 | at Utah* | L | 22-66 |
| F. 22 | at BYU* | L | 56-87 |
| F. 27 | Air Force* | W | 69-57 |
| M. 1 | New Mexico* | L | 46-64 |
| M. 5 | at Wyoming* | L | 43-60 |
| M. 7 | at Colorado State* | L | 49-81 |
| <i>MWC Tournament (Las Vegas, Nev.)</i> | | | |
| M. 12 | vs. New Mexico | L | 49-54 |

2003-04

8-20 overall ■ 3-11 Mountain West

| | | | |
|--|----------------------------|---|-------|
| N. 21 | Saint Mary's | L | 47-52 |
| N. 24 | Nevada | W | 67-52 |
| D. 1 | at Cal State Fullerton | W | 73-50 |
| D. 2 | at UC Irvine | W | 51-40 |
| D. 6 | at Cal State Northridge | L | 52-71 |
| D. 10 | San Diego | L | 60-65 |
| D. 14 | Southern Methodist | L | 55-64 |
| D. 20 | Oral Roberts | L | 54-63 |
| D. 22 | at Washington State | W | 63-56 |
| <i>Lady Blazer Invitational (Birmingham, Ala.)</i> | | | |
| D. 29 | vs. Tennessee-Martin | L | 56-59 |
| D. 30 | vs. Brown | L | 49-57 |
| J. 6 | Santa Clara | L | 68-70 |
| J. 9 | Texas Pan-American | W | 59-38 |
| J. 17 | at UNLV* | L | 58-76 |
| J. 22 | Wyoming* | L | 60-71 |
| J. 24 | Colorado State* | W | 58-55 |
| J. 29 | at New Mexico* | L | 42-76 |
| J. 31 | at Air Force* | W | 51-46 |
| F. 5 | Utah* | L | 29-56 |
| F. 7 | Brigham Young* | L | 50-82 |
| F. 14 | UNLV* | L | 56-65 |
| F. 19 | at Colorado State* | L | 56-65 |
| F. 21 | at Wyoming* | L | 46-71 |
| F. 26 | Air Force* (Peterson Gym) | W | 52-50 |
| F. 28 | New Mexico* (Peterson Gym) | L | 44-47 |
| M. 4 | at Brigham Young* | L | 45-56 |
| M. 6 | at Utah* | L | 51-63 |
| <i>MWC Tournament (Denver, Colo.)</i> | | | |
| M. 10 | vs. Utah | L | 51-68 |

*Conference game



NCAA Tournament (3-6)

1984 (1-1)

NCAA West Regional First Round, March 16
San Diego, Calif. (Peterson Gym)
SDSU 70, Oregon 63

NCAA West Regional Semifinals, March 22
Los Angeles, Calif. (L.A. Sports Arena)
Long Beach State 91, SDSU 73 (OT)

1985 (1-1)

NCAA Midwest Regional First Round, March 15
Las Vegas, Nev. (Thomas & Mack Center)
SDSU 70, UNLV 68

NCAA Midwest Regional Semifinals, March 22
Monroe, La. (Ewing Coliseum)
Louisiana Tech 94, SDSU 64

1993 (0-1)

NCAA West Regional First Round, March 19
Athens, Ga. (Georgia Coliseum)
Georgia 85, SDSU 68

1994 (1-1)

NCAA West Regional First Round, March 18
San Diego, Calif. (Peterson Gym)
SDSU 81, Hawaii 75

NCAA West Regional Second Round, March 20

San Diego, Calif. (Peterson Gym)
Texas A&M 75, SDSU 72 (OT)

1995 (0-1)

NCAA West Regional First Round, March 16
San Diego, Calif. (Peterson Gym)
Montana 57, SDSU 46

1997 (0-1)

NCAA Midwest Regional First Round, March 15
Knoxville, Tenn. (Thompson-Boling Arena)
Oregon 80, San Diego State 68

| Aztecs vs. NCAA Tournament Opponents | |
|---|-------------------|
| Team | Record |
| Georgia | 0-1 |
| Hawai'i | 1-0 |
| Long Beach State | 0-1 |
| Louisiana Tech | 0-1 |
| Montana | 0-1 |
| Oregon | 1-1 |
| Texas A&M | 0-1 |
| UNLV | 1-0 |
| Totals | 3-6 (.333) |

AIAW Tournament (1-2)

1981 (1-2)

AIAW Western Regionals, March 12-14
Malibu, Calif. (Pepperdine University)
SDSU 77, California 64
Long Beach State 71, SDSU 56
UCLA 61, SDSU 54 (Consolation)

WNIT (2-1)

1989 (2-1)

WNIT First Round, March 23
Amarillo, Texas (Cal Farley Coliseum)
SDSU 99, Radford 92 (2OT)

WNIT Second Round, March 24

Amarillo, Texas (Cal Farley Coliseum)
SDSU 97, Murray State 81

WNIT Final, March 25

Amarillo, Texas (Cal Farley Coliseum)
Oregon 67, SDSU 64

Conference Tournaments (14-15)

Pacific Coast Athletic Assoc. (3-3)

1986 (1-1)

Long Beach, Calif./Inglewood, Calif., March 6-8
San Diego State 73, UC Irvine 56
Long Beach State 116, San Diego State 74

1987 (1-1)

Long Beach, Calif./Inglewood, Calif., March 5-6
San Diego State 68, Hawai'i 62
Long Beach State 108, San Diego State 74

1988 (1-1)

L. Beach, Calif./Inglewood, Calif., March 10-11
San Diego State 64, Fresno State 60
Long Beach State 74, San Diego State 78

Big West (0-2)

1989 (0-1)

Long Beach, Calif. (L. Beach Arena), March 9
Cal State Fullerton 68, San Diego State 60

1990 (0-1)

Long Beach, Calif. (L. Beach Arena), March 7
San Jose State 81, San Diego State 59

Western Athletic (11-5)

1991 (0-1)

Laramie, Wyo. (Arena-Auditorium), March 8
Creighton 78, San Diego State 75

1992 (1-1)

S.L.C., Utah (Huntsman Center), March 12-13
San Diego State 66, Wyoming 58
Creighton 89, San Diego State 66

1993 (1-1)

S.L.C., Utah (Huntsman Center), March 10-12
San Diego State 62, Fresno State 38
Utah 74, San Diego State 56

1994 (3-0) WAC Tournament Champions

S.L.C., Utah (Huntsman Center), March 9-12
San Diego State 95, New Mexico 60
San Diego State 73, Fresno State 53
San Diego State 51, Colorado State 47

1995 (2-1) WAC Tournament Runner-Up
Albuquerque, N.M. (University Arena), March 8-11

San Diego State 57, New Mexico 39
San Diego State 71, Texas-El Paso 49
Utah 64, San Diego State 57

1996 (1-1)

Albuquerque, N.M. (University Arena), March 6-8

San Diego State 69, Fresno State 48
Colorado State 64, San Diego State 58

1997 (3-0) WAC Tournament Champions
Las Vegas, Nev. (Thomas & Mack Center), March 5-8

San Diego State 57, New Mexico 50
San Diego State 74, Hawai'i 48
San Diego State 56, Utah 50

Mountain West (0-5)

2000 (0-1)

Las Vegas, Nev. (Thomas & Mack Center), March 8
Brigham Young 78, San Diego State 37

2001 (0-1)

Las Vegas, Nev. (Thomas & Mack Center), March 7
New Mexico 55, San Diego State 49

2002 (0-1)

Las Vegas, Nev. (Thomas & Mack Center), March 6
New Mexico 65, San Diego State 52

2003 (0-1)

Las Vegas, Nev. (Thomas & Mack Center), March 12
New Mexico 54, San Diego State 49

2004 (0-1)

Denver, Colo. (Pepsi Center), March 10
Utah 68, San Diego State 51

| Aztecs vs. Mountain West Conference | | |
|--|---------------------|-------------------|
| Team | All-Time | Tournament |
| Air Force | 13-1 | 0-0 |
| BYU | 9-18 | 0-1 |
| Colorado St. | 17-9 | 1-1 |
| New Mexico | 13-15 | 3-3 |
| UNLV | 11-17 | 0-0 |
| Utah | 10-20 | 1-3 |
| <u>Wyoming</u> | <u>13-12</u> | <u>1-0</u> |
| Totals | 86-92 (.483) | 6-8 (.429) |

A

Apiafi, Mary 1999-00
 Arceneaux, Shelda 1984-85-86-87
 Arreola, Cheryl 1985

B

Bale, Courtney 1997-98
 Bauer, Heidi 1981-82-83, 85
 Blackburn, Tammy 1991-92-93-94
 Blackman, Marci 1982-83-84
 Bloodsaw, Carmelia 1991
 Bundage, Anita 1998-99-00-01
 Burleigh, Kainoa 1995

C

Cardin, Rachel 1981
 Carrillo, Liza 1990-91
Casey, Lindsey 2004
 Cazier, Anje 1996
 Chamberlain, Tonya 1990
 Chambers, Cheryl 1983-84-85
 Cohee, Angela 1984
 Coleman, Genevieve 1983-84
 Coleman, Kim 1990
 Cox, Jamey 2000-01-02-03

D

Davis, Demetrice 1988-89-90
 Dewitt, Darlene 1979
 de Vries, Maryke 1993
 DiCamilli, Olivia 1994, 96-97-98
 Dion, Laura 1978-79-80
 Dixon, Beverly 1977
 Dodge, Sue 1980
 Dossman, Falene 1999
 Duncan, Dee Dee 1983-84-85-86
 Dunlap, Ashlee 2003-04

E

Edmonds, Sheri 1984-85-86-87
Elliot, Michelle 2004
 Ellis, Kim 1977-78-79
 Epps, Sorii 1993-94
 Evans, Julie 1989-90
 Evans, Kristy 1998-99
 Evers, Nancy 1978

F

Farodolu, Olanike 1997
 Foli, Fran 1979
 Fouse, Amber 2003
 Fredrick, Alyssa 1998
Fritz, Courtney 2004

G

Garnes, Kieishsha 1991-92
 Garnett, Tami 2003
 Gillette, Kaly 1999
 Glass, Monica 1989
 Gould, Joanne 1986-87

H

Hall, Stephanie 1995
 Harmer, Barbara 1987
 Harris, Shaneya 1997-98
 Harvey, Inca 1985
 Hauser, Ilene 1986
 Hayes, Robin 1997, 99-00
 Haynes, Jessica 1986-87
 Hines, Lisa 1977

H

Hikle, Jennie 1977
 Holstad, Debbie 1978-79
 Hollingsworth, Rita 1990
 Howard, Valencia 2002-03
Huetfl, Jessica 2004
 Hutchinson, Tina 1984-85

J

Jackson, Angelica 1989
Jackson, Erin 2004
 Jackson, Mary 1978-79
 Johns, Elisha 1991-92
 Johnson, Jennifer 1991
 Johnson, Rachelle 1993-94
 Johnson, Tameka 1996
 Jointer, Demetrice 1984
 Jump, Dawn 1983

K

Koller, Pamela 1977
 Kiesling, Andrea 2000-01-02-03
 King, Tynisha 2002-03
 Knight, Tanisha 2001-02

L

Lamar, Stephanie 1988-89
 Lee, Crystal 1989-90
 Lee, Shannon 1998-99-00
 Lewis, Farryn 2004
 Lollis, Lori 1990

M

Mann, Kristin 1990
 Massie, Stefanie 1989
 Matthews, Kawai 1997
 Mattson, Candace 2004
 McCartney, Nicolette 2001-02-03-04
 McConnell, Amy 1991-92
 McGlade, Theresa 1980-81-82-83
 McGlawn, Tameka 1991-92-93
 McNamee, Lisa 1981
 Meadows, Brooke 1986-87-88-89
 Mercier, Rita 1978
 Michaels, Audrey 1977
 Miles, Michelle 1991-92
 Mitroff, Terry 1982
 Montag, Laurie 1977
 Murguia, Christina 1992-93-94-95
 Murray, Charley 1998-99

N

Neely, Michelle 1997
 Newman, Taree 1978-79
 Newsome, Rhonda 1981
 Nowlin-Tres, Jodi 1994-95-96-97
 Nutter, Lynette 1984-85-86-87

O

Otii, Atim 1999-00-01-02
 Overton, Marsha 1980-81-82-83
 Overton, Renee 1983-84-85

P

Page, Lynn 1977-78
 Pels, Diena 1980-81
 Perczynski, Paula 1984-85
 Perez, Gabriela 1982
 Perry, Chana 1988-89
 Peters, Carolyn 1990

P

Porter, Judy 1980-81-82-83

R

Rebbe, Monica 1981-82-83
 Rhea, Tari 1977-78-79
 Rice, Pat 1985
 Rinder, Debbie 1986-87
 Rodriguez, Edna 1995-96
 Rose, Barbara 1977-78
 Rowan, Renee 1977-78-79
 Rucker, Deidra 1997
 Rushford, Kelly 1999

S

Sauls, Maggie 2002-03
 Schomaker, Missy 2001-02
 Shaw, Cathy 1983
Shaw, Veronica 2003-04
 Shelton, Vicky 1985
 Shue, Sue 1979-80
 Shuffles, Gayle 1978-79-80
 Sledge, Sophia 1997-98-99-01
 Small, Sheree 1977-78-79
 Smith, Alison 1987-88
 Sorensen, Stephanie 1995
 Stack, Maria 1984
 Stanton, Debbie 1999
 Stevens, Lisa 1986-87
Strawberry, Michelle 2004
 Suman, Michelle 1992-93-94-95
 Swinbank, Claire 1999, 2001-02

T

Toler, Penny 1985

U

Usher, Melanie 1989-90-91

V

Vander Poel, Jackie 1982
 Vargas, Morgan 2001-02

W

Waikle, Connie 1987-88
 Walker, Angela 1994-96
 Wallace, Toni 1984-85
 Walters, Micheale 1977
 Wheeler, Kacee 2000
 White, Ashley 2003
 Williams, Ashonda 2002-03
 Williams, Atiya 1994-95
 Williams, Tonda 1997
 Winter, Darlene 1980
 Wolf, Heather 2002-03
 Woods, LaTaya 1996-97
 Wright, Falisha 1992-93-94-95
 Wright, Lakeysa 1992-93-94-95
 Wright, Sandy 1996-97

Z

Zukauskaite, Jurate 1996-97

Bold = 2004-05 Returnees

All-Americans

Kodak All-American

First Team

1988-89 Chana Perry

Honorable Mention

1993 Falisha Wright

1994 Falisha Wright

Academic All-American

Verizon Academic All-American (CoSIDA)

First Team

1980 Susan Shue

All-Conference Honorees

Mountain West Conference

Second Team

1999-2000 Mary Apiafi

2000-01 Jamey Cox

Third Team

2000-01 Atim Otii

2001-02 Atim Otii, Claire Swinbank

2002-03 Jamey Cox

2003-04 **Michelle Elliott**

All-Newcomer Team

1999-2000 Jamey Cox

Honorable Mention

2002-03 Ashlee Dunlap

2003-04 **Courtney Fritz**

All-Academic Team

2000-01 Sophia Sledge, Claire Swinbank

. Morgan Vargas

2001-02 Valencia Howard,

. Claire Swinbank, Morgan Vargas,

. Ashonda Williams, Heather Wolf

2002-03 Andrea Kiesling

2003-04 **Lindsey Casey**

. **Jessica Huetfl** (scholar-athlete)

Western Athletic Conference

First Team

1990-91 Kieishsha Games

1991-92 Kieishsha Games



1982 Wade Trophy finalist - Aztec Judy Porter



All-conference honorees: Sorii Epps, Christina Murguia, Michelle Suman, Falisha and Lakeysa Wright.

Western Athletic Conference

First Team (Cont.)

1992-93 Falisha Wright

1993-94 Falisha Wright, Sorii Epps

. Rachelle Johnson

1994-95 Christina Murguia,

. Michelle Suman, Falisha Wright

1995-96 Tameka Johnson, Jodi Nowlin

1996-97-Pacific Division Jodi Nowlin-Tres

Second Team

1991-92 Falisha Wright

1996-97 Olivia DiCamilli

Honorable Mention

1992-93 Michelle Suman

1993-94 Michelle Suman, Christina Murguia

1994-95 Lakeysa Wright

1995-96 Olivia DiCamilli

WAC Tournament MVP

1993-94 Christina Murguia

1996-97 Jodi Nowlin-Tres

Coach of the Year

1994 Beth Burns

1995 Beth Burns

1996-Pacific Division Beth Burns

Player of the Year

1990-91 Kieishsha Games

1994-95 Christina Murguia

All-Defensive Team

1994-95 Michelle Suman, Falisha Wright

. Lakeysa Wright

1995-96 Jodi Nowlin-Tres, Edna Rodriguez

1996-97 Jodi Nowlin-Tres, Shaneya Harris

. Sandy Wright

1998-99 Shannon Lee

All-Newcomer Team

1995-96 Deidra Rucker

1996-97 Alyssa Fredrick

1998-99 Claire Swinbank

All-Academic Team

1993 Rachelle Johnson, Amy McConnell

1994 Olivia DiCamilli, Rachelle Johnson

1996 Olivia DiCamilli

1997 Olivia DiCamilli

1999 Charley Murray

Big West

First Team

1986-87 Jessica Haynes

1987-88 Chana Perry

1988-89 Chana Perry

1989-90 Julie Evans

Second Team

1985-86 Shelda Arceneaux

. Jessica Haynes

All-Freshman Team

1988-89 Crystal Lee

Player of the Year

1987-88 Chana Perry (co-player)

1988-89 Chana Perry (co-player)

Freshman of the Year

1988-89 Crystal Lee

Western Collegiate Athletic Association

First Team

1979-80 Judy Porter

1980-81 Judy Porter

1983-84 Tina Hutchinson

Second Team

1981-82 Judy Porter

1982-83 Judy Porter

1984-85 Shelda Arceneaux, Penny Toler

1. Judy Porter (1980-83) • 2,318 pts.

| Year | Games | FG | 3FG | FT | Pts. | Avg. |
|---------------|------------|------------|------------|------------|--------------|-------------|
| 1979-80 | 29 | 199 | N/A | 105 | 503 | 17.3 |
| 1980-81 | 35 | 255 | N/A | 145 | 645 | 18.4 |
| 1981-82 | 33 | 234 | N/A | 183 | 651 | 19.7 |
| 1982-83 | 23 | 194 | N/A | 131 | 519 | 22.6 |
| Totals | 120 | 882 | N/A | 564 | 2,318 | 19.3 |

2. Falisha Wright (1992-95) • 1,733 pts.

| Year | Games | FG | 3FG | FT | Pts. | Avg. |
|---------------|------------|------------|------------|------------|--------------|-------------|
| 1991-92 | 29 | 179 | 49 | 50 | 457 | 15.8 |
| 1992-93 | 26 | 164 | 51 | 77 | 456 | 17.5 |
| 1993-94 | 31 | 147 | 62 | 52 | 408 | 13.2 |
| 1994-95 | 29 | 144 | 44 | 80 | 412 | 14.2 |
| Totals | 115 | 634 | 206 | 259 | 1,733 | 15.1 |

3. Chana Perry (1988-89) • 1,445 pts.

| Year | Games | FG | 3FG | FT | Pts. | Avg. |
|---------------|-----------|------------|----------|------------|--------------|-------------|
| 1987-88 | 31 | 278 | 0 | 162 | 718 | 23.2 |
| 1988-89 | 31 | 286 | 0 | 155 | 727 | 23.5 |
| Totals | 62 | 564 | 0 | 317 | 1,445 | 23.3 |

4. Jessica Haynes (1986-88) • 1,395 pts.

| Year | Games | FG | 3FG | FT | Pts. | Avg. |
|---------------|-----------|------------|----------|------------|--------------|-------------|
| 1985-86 | 27 | 188 | N/A | 57 | 433 | 16.0 |
| 1986-87 | 29 | 176 | 0 | 65 | 417 | 14.4 |
| 1987-88 | 30 | 213 | 3 | 116 | 545 | 18.2 |
| Totals | 86 | 577 | 3 | 238 | 1,395 | 16.2 |

5. Michelle Suman (1992-95) • 1,341 pts.

| Year | Games | FG | 3FG | FT | Pts. | Avg. |
|---------------|------------|------------|----------|------------|--------------|-------------|
| 1991-92 | 29 | 156 | 0 | 99 | 411 | 14.2 |
| 1992-93 | 28 | 111 | 0 | 65 | 287 | 10.3 |
| 1993-94 | 31 | 134 | 0 | 65 | 333 | 10.7 |
| 1994-95 | 30 | 123 | 0 | 64 | 310 | 10.3 |
| Totals | 118 | 524 | 0 | 293 | 1,341 | 11.4 |

6. Brooke Meadows (1986-89) • 1,310 pts.

| Year | Games | FG | 3FG | FT | Pts. | Avg. |
|---------------|------------|------------|----------|------------|--------------|-------------|
| 1985-86 | 31 | 105 | N/A | 66 | 276 | 8.9 |
| 1986-87 | 29 | 125 | 0 | 67 | 317 | 10.9 |
| 1987-88 | 31 | 130 | 0 | 46 | 306 | 9.9 |
| 1988-89 | 34 | 166 | 0 | 79 | 411 | 12.1 |
| Totals | 125 | 526 | 0 | 258 | 1,310 | 10.5 |

7. Jamey Cox (2000-03) • 1,275 pts.

| Year | Games | FG | 3FG | FT | Pts. | Avg. |
|---------------|------------|------------|------------|------------|--------------|-------------|
| 1999-00 | 27 | 121 | 69 | 59 | 370 | 13.7 |
| 2000-01 | 27 | 90 | 50 | 58 | 288 | 10.7 |
| 2001-02 | 28 | 93 | 53 | 34 | 273 | 9.8 |
| 2002-03 | 27 | 109 | 77 | 49 | 344 | 12.7 |
| Totals | 109 | 413 | 249 | 200 | 1,275 | 11.7 |

8. Marsha Overton (1980-83) • 1,273 pts.

| Year | Games | FG | 3FG | FT | Pts. | Avg. |
|---------------|------------|------------|------------|------------|--------------|------------|
| 1979-80 | 32 | 125 | N/A | 92 | 342 | 10.7 |
| 1980-81 | 35 | 147 | N/A | 61 | 355 | 10.1 |
| 1981-82 | 33 | 149 | N/A | 70 | 368 | 11.2 |
| 1982-83 | 28 | 86 | N/A | 36 | 208 | 6.6 |
| Totals | 128 | 507 | N/A | 259 | 1,273 | 9.9 |

9. Tina Hutchinson (1984-85) • 1,256 pts.

| Year | Games | FG | 3FG | FT | Pts. | Avg. |
|---------------|-----------|------------|------------|------------|--------------|-------------|
| 1983-84 | 30 | 383 | N/A | 132 | 898 | 29.9 |
| 1984-85 | 21 | 153 | N/A | 52 | 358 | 17.0 |
| Totals | 51 | 536 | N/A | 184 | 1,256 | 20.6 |

10. Christina Murguia (1992-95) • 1,237 pts.

| Year | Games | FG | 3FG | FT | Pts. | Avg. |
|---------------|------------|------------|----------|------------|--------------|-------------|
| 1991-92 | 28 | 88 | 1 | 46 | 223 | 8.0 |
| 1992-93 | 28 | 156 | 2 | 52 | 366 | 13.1 |
| 1993-94 | 30 | 122 | 1 | 52 | 297 | 9.9 |
| 1994-95 | 27 | 140 | 2 | 69 | 351 | 13.0 |
| Totals | 113 | 366 | 6 | 219 | 1,237 | 10.9 |

11. Kieishsha Garnes (1991-92) • 1,235 pts.

| Year | Games | FG | 3FG | FT | Pts. | Avg. |
|---------------|-----------|------------|----------|------------|--------------|-------------|
| 1990-91 | 28 | 271 | 0 | 119 | 661 | 23.6 |
| 1991-92 | 28 | 249 | 0 | 76 | 574 | 20.5 |
| Totals | 56 | 520 | 0 | 195 | 1,235 | 22.1 |

12. Shelda Arceneaux (1984-87) • 1,232 pts.

| Year | Games | FG | 3FG | FT | Pts. | Avg. |
|---------------|------------|------------|----------|------------|--------------|-------------|
| 1983-84 | 30 | 122 | N/A | 47 | 297 | 9.9 |
| 1984-85 | 30 | 129 | N/A | 34 | 295 | 9.8 |
| 1985-86 | 28 | 178 | N/A | 62 | 418 | 14.9 |
| 1986-87 | 24 | 95 | 0 | 32 | 222 | 9.3 |
| Totals | 112 | 524 | 0 | 175 | 1,232 | 11.0 |

13. Dee Dee Duncan (1983-86) • 1,108 pts.

| Year | Games | FG | 3FG | FT | Pts. | Avg. |
|---------------|------------|------------|------------|------------|--------------|-------------|
| 1982-83 | 27 | 72 | N/A | 33 | 177 | 6.6 |
| 1983-84 | 30 | 124 | N/A | 42 | 290 | 9.7 |
| 1984-85 | 29 | 147 | N/A | 58 | 352 | 12.1 |
| 1985-86 | 17 | 122 | N/A | 45 | 289 | 17.0 |
| Totals | 103 | 465 | N/A | 178 | 1,108 | 10.8 |

14. Julie Evans (1989-90) • 1,106 pts.

| Year | Games | FG | 3FG | FT | Pts. | Avg. |
|---------------|-----------|------------|----------|------------|--------------|-------------|
| 1988-89 | 30 | 191 | 0 | 54 | 436 | 14.5 |
| 1989-90 | 30 | 293 | 0 | 84 | 670 | 22.3 |
| Totals | 60 | 484 | 0 | 138 | 1,106 | 18.4 |

15. Jodi Nowlin-Tres (1994-97) • 1,089 pts.

| Year | Games | FG | 3FG | FT | Pts. | Avg. |
|---------------|------------|------------|-----------|------------|--------------|-------------|
| 1993-94 | 17 | 20 | 4 | 9 | 53 | 3.3 |
| 1994-95 | 27 | 61 | 5 | 27 | 154 | 5.7 |
| 1995-96 | 28 | 180 | 25 | 40 | 425 | 15.2 |
| 1996-97 | 28 | 199 | 23 | 36 | 457 | 16.3 |
| Totals | 100 | 460 | 57 | 112 | 1,089 | 10.9 |

16. Heidi Bauer (1981-83, '85) • 1,024 pts.

| Year | Games | FG | 3FG | FT | Pts. | Avg. |
|---------------|------------|------------|------------|------------|--------------|------------|
| 1980-81 | 36 | 68 | N/A | 44 | 180 | 5.0 |
| 1981-82 | 33 | 145 | N/A | 54 | 344 | 10.4 |
| 1982-83 | 28 | 134 | N/A | 40 | 308 | 11.0 |
| 1984-85 | 30 | 70 | N/A | 52 | 192 | 6.4 |
| Totals | 127 | 417 | N/A | 190 | 1,024 | 8.1 |

AZTEC HALL OF FAME

Since the Aztec Hall of Fame, presented by The Wise Foundation, began with its inaugural class in 1988, three women's basketball players have been inducted. Judy Porter (1980-83) was the first honoree in 1990, followed by Chana Perry (1988-89) in 1998 and Falisha Wright (1992-95) in 2002.

▼ CHANA PERRY

Hall of Fame Class of 1998
First Team Kodak All-American
Two-Time Big West Co-Player of the Year

◀ FALISHA WRIGHT

Hall of Fame Class of 2002
Two-Time Honorable Mention
All-American
All-Time SDSU Career Assists Leader

▶ JUDY PORTER

Hall of Fame Class of 1990
Four-Time All-Conference
SDSU's All-Time Leading
Scorer

