

SAN DIEGO STATE 2005-06 BASKETBALL - GAME NO. 17

SAN DIEGO STATE (10-6/3-1 MWC) at TCU (4-13/0-3 MWC)
Wed., Jan. 18, 2006 ▶ Fort Worth, Texas ▶ Daniel-Meyer Coliseum (7,201)
7 p.m. CST/5 p.m. PST ▶ Radio: XPRS 1090-AM ▶ Television: None

First Place Aztecs Face Mountain West Conference's Newest Member TCU on Wednesday Night; Looking for Best League Start Since 1995-96 Season

San Diego State (10-6 overall; 3-1 Mountain West Conference), winners of six of its last eight games in a three-way tie for first place in the Mountain West Conference, travels to Fort Worth, Texas, to face first-year league member TCU (4-13; 0-3).

Game time is set for 7 p.m. CST (5 p.m. PST) and there is no live television for the contest. XPRS-1090 will provide radio coverage in San Diego with Ted Leitner providing play-by-play.

On Saturday, San Diego State ran its home record to 7-1 on the season and recorded its fifth straight victory at Cox Arena with an 83-67 victory over UNLV. The 16-point win was SDSU's largest in a MWC game since Feb. 24, 2003.

Preseason Mountain West Conference player of the year Marcus Slaughter proved he is fully recovered from the second degree MCL injury he suffered last month. The junior became just the sixth player in SDSU history to pull down 20 rebounds in a game and added 20 points and five blocked shots. Junior guard Brandon Heath added 17 points and a game-high five assists.

SDSU trailed, 38-32 at intermission, but opened the second half on a 17-5 run to take control of the game. The Aztecs shot 39.7 percent from the field, their lowest in a victory since Feb. 21, 2004, but countered with a 42-37 rebound edge, a positive turnover margin for just the fourth time this season and outscored the Rebels 31-6 at the free throw line. The Aztecs

improve to 9-2 this season when getting more free throw attempts than its opponent.

Slaughter's game will go down as one of the greatest in SDSU history. His 20 rebounds



▶ THE SERIES

This will mark just the fourth time the teams have met, with TCU owning a 3-0 series lead. The teams met in San Diego on Dec. 28, 1984, with the Horned Frogs winning 72-70. The teams met twice during the 1997-98 season, with TCU winning 105-61 in San Diego and 91-69 in Fort Worth. The 44-point loss to TCU on Feb. 14, 1998, is SDSU's worst margin of defeat in Cox Arena.

▶ PLAYER NOTE

No active SDSU player has ever faced TCU. However, Lorenzo Wade, a transfer from Louisville who will be eligible next season, recorded 11 points and seven rebounds in two meetings versus the Frogs as a freshman last season. Wade played in 35 games for the Final Four-bound Cardinals.

▶ SAN DIEGO STATE

Record; MWC: 10-6; 3-1 MWC
Last Game: vs. UNLV (W, 83-67)
Streak; Last 5: W, 2; 4-1
rpiratings/collegerpi: 97/97
Head Coach: Steve Fisher
Career Record: 275-185 (15th full)
SDSU Record: 91-103 (7th)
vs. TCU: 1st meeting

▶ TCU

Record; MWC: 4-13; 0-3 MWC
Last Game: at Air Force (L, 49-75)
Streak; Last 5: L, 5; 0-5
rpiratings/collegerpi: 272/271
Head Coach: Neil Dougherty
Career Record: 46-63 (4th)
TCU Record: 46-63 (4th)
vs. San Diego State: 1st meeting

MWC Standings

Pl.	Team	MWC		Overall	
		W	L	W	L
1.	▶ SDSU	3	1	10	6
	Air Force	3	1	15	2
	Wyoming	3	1	10	7
4.	UNLV	2	1	8	7
5.	New Mexico	2	2	11	6
6.	Brigham Young	1	2	9	5
	Colorado State	1	2	12	4
	Utah	1	3	8	7
9.	TCU	0	3	4	13

Wednesday, January 18

San Diego State at TCU, 5 p.m. PT

Wyoming at BYU, 6 p.m. PT

Colorado State at UNLV, 7:30 p.m. PT

Thursday, January 19

Utah at Air Force, 6 p.m. PT

INSIDE...

Player BiosPage 12
Last TimePage 26
Game RecapsPage 30
StatisticsPage 40

■ TCU and San Diego State are meeting for the fourth time with the Horned Frogs claiming the first three games in the series.

▷ SDSU-TCU *The Series*, page 3

■ Brandon Heath helped guide the Aztecs to a pair of big victories last week and was awarded with the MWC Player of the Week award.

▷ Heath Named Player of the Week, page 4

■ San Diego State has jumped in the RPI Rankings thanks to winning six of its last eight games.

▷ Nice Jump, page 4

■ Marcus Slaughter put forth a 20-20 effort against UNLV last Saturday. His 20 boards marked the first time an Aztec grabbed 20 rebounds since Michael Cage did it in 1984 at Wyoming.

▷ Slaughter's 20-20 Performance, page 14

AZTECS AT-A-GLANCE (10-6 OVERALL/3-1 MOUNTAIN WEST)

No.	Name (Career G/GS)	Pos.	Ht.	Wt.	Cl.	PPG	RPG	Misc.	Note	▶ - Probable Starters
00	Brett Hoerner (11/0)	F	6-11	206	Fr.	2.1	1.1	4 blks.	CH 9 pts., 1 assist, 2 steals, 2 blocked shots and 14 MP vs. UCSB	
1	▶ Brandon Heath (75/70)	G	6-4	198	Jr.	17.8	2.9	2.9 apg	128 pts. in last 6 gms. (21.3 ppg); Made 22 of last 43 3FGA (51.2 pct.)	
3	▶ Richie Williams (16/15)	G	5-9	158	Fr.	5.4	2.3	3.3 apg	21 assists in last 5 games; Made 12 of last 13 FTA; 3rd most mins. on team	
15	John Sharper (102/26)	G	6-0	190	Sr.	8.6	1.3	44.0 3FGs	10+ points in 7 of last 14 games; 2 or more 3's in 14 of last 15 games	
20	Trimaine Davis (81/11)	C	6-7	235	Sr.	6.2	3.0	67.4 FGs	In his 8 games back following knee inj.: 38 pts., 27 rebs., 17-25 FGs	
21	Matt Thomas (44/12)	G	6-3	200	So.	1.3	1.0	1.1 apg	CH 7 assists vs. USM; One turnover or less in 12 of 15 games	
24	Tim McGrath (11/0)	F	6-5	187	Fr.	0.8	1.3	0.5 apg	Played in 11 of last 14 games; Logged 11+ mins. in 4 of his last 7 games	
30	Chris Lamb (4/0)	F	6-10	231	Fr.	0.5	0.0	0.5 bpg	Grew nine inches during his prep career; Played CH 13 min. vs. WSU	
33	▶ Kyle Spain (16/15)	F	6-5	218	Fr.	10.3	6.4	1.4 spg	CH 18 points at Providence; 50.0 FG pct.; SDSU 7-1 when he scores 10+	
34	▶ Mohamed Abukar (43/5)	F	6-10	216	Jr.	12.3	4.0	1.3 apg	MWC preseason newcomer of the year; CH 22 pts. (10-12 FGs) vs. CSU	
42	▶ Marcus Slaughter (70/58)	F	6-9	220	Jr.	15.9	10.2	1.8 apg	20 pts. and 20 rebs. vs. UNLV; 6 double-doubles this season, 18 in career	
50	Mohamed Camara (45/29)	C	6-10	245	Sr.	3.8	5.5	54.0 FGs	Speaks 6 languages; Last 2 gms.: 12 pts., 8 rebs., 5-7 FGs, 29 minutes	

Head Coach: Steve Fisher (Illinois State, 1967) • 275-185 (15th full season overall) • 91-103 (seventh season at SDSU)

Assistant Head Coach: Brian Dutcher (Minnesota, 1982) Assistant Coaches: Gregg Gottlieb (UCLA, 1995), Mark Hughes (Michigan, 1989)

Director of Operations: Mark Fisher (Michigan, 2001) Director of Player Development: Matt Soria (San Diego State, 2001)

Athletic Trainer: Mark Haines (Metropolitan State College, 1987)

SCHEDULE/RESULTS

Date	Opponent (Television)	Time/Result	Note	Record	RPI	Sagarin
BP Top of the World Classic (Fairbanks, Alaska)						
N.17	at Alaska Fairbanks	W, 67-55	► Slaughter 13th career double-double (16 pts., 11 rebs.); Heath 23 pts., Davis CH 13 pts.		---	---
N.19	vs. Illinois-Chicago	L, 63-66	► Rebounds: UIC 36-30; Heath only Aztec player to reach double figures (18 pts.)	8-8	85	149
N.20	vs. Southern Mississippi	W, 79-51	► Aztecs use 40-9 run to blow game open; Break school-record with 76.9 3FG pct.	7-10	266	275
N.26	ALBANY (Ch. 4 San Diego)	W, 80-53	► Points in the paint: SDSU 36-16; Aztecs limit Albany to 34.7 FG pct.	10-6	157	159
N.30	at San Diego (Ch. 4 San Diego)	L, 80-90	► Four Aztecs score in double figures; Camara first career double-double (10 pts., 10 rebs.)	10-5	162	116
D.3	POINT LOMA NAZARENE	W, 88-77	► Rebounds: SDSU 47-31; Aztecs shoot season-high 92.3 pct. (24-26) from FT line	---	---	---
D.6	at California	L, 82-64	► Cal: 50.9 FG percent and forced 20 SDSU turnovers; Slaughter 22 pts., 13 rebs.	9-5	100	87
San Diego SLAM Presented (Cox Arena; San Diego, Calif.)						
D.10	USD vs. Fresno St. (Ch. 4 San Diego)	USD, 72-61	► Final score - San Diego 72, Fresno State 61			
D.10	WASHINGTON STATE (Ch. 4 San Diego)	L, 49-60	► Aztecs miss 23 straight field goal attempts in the 2nd half; Shoot 26.4 pct. for game	9-5	38	52
D.17	UC SANTA BARBARA (Ch. 4 San Diego)	W, 66-54	► Spain career-high 17 pts; Aztec frontcourt scores 44 points on 20-29 shooting	6-8	249	174
D.20	MD-BALTIMORE CO.	W, 58-43	► Aztecs up 19 at half; Spain 16 pts., 9 rebs.; FG Pct.: SD 45.5, UMBC 31.7	6-9	259	271
D.27	at Providence (Ch. 4 San Diego)	L, 65-80	► Friars outrebounds SDSU, 49-32; Aztecs shoot 37.9 pct. from field; Heath 22 pts.	7-7	73	100
D.31	LOYOLA MARYMOUNT (Ch. 4 San Diego)	W, 84-68	► Heath 25 points; Five SDSU players in double figures; Rebs: SDSU 42, LMU 25	6-11	206	200
J.4	*COLORADO STATE (Ch. 4 San Diego)	W, 83-75	► SDSU wins fourth straight conference opener; Heath and Abukar score 22 points	12-4	46	62
J.7	*at Air Force	L, 62-65	► Aztecs rally from 13 down to take 2nd half lead; Heath 21 pts.; SDSU FG Pct. 56.8	15-2	55	45
J.11	*at Utah (Ch. 4 San Diego)	W, 72-67	► SDSU claims second ever win in SLC; Rebs: SD 35, UT 25; Heath 21 points	8-7	144	141
J.14	*UNLV (SportsWest)	W, 83-67	► Slaughter 20 pts. and 20 rebs.; First SDSU player w/20 rebs. since 1984 (Michael Cage)	8-7	127	120
J.18	*at TCU	7:00 p.m. CST	► TCU leads 3-0; Frogs won last meeting 91-69 on Feb. 14, 1998, in Fort Worth	4-13	272	240
J.21	*BRIGHAM YOUNG (SportsWest)	7:05 p.m. PST	► SDSU swept series last year and has won three of last four overall	9-5	121	95
J.25	*NEW MEXICO (SportsWest)	7:05 p.m. PST	► Lobos have won four straight in series; Aztecs have won 3 of last 4 at Cox	11-6	123	131
J.28	*at Wyoming (Ch. 4 San Diego)	2:00 p.m. MST	► SDSU 4-20 all-time at Wyoming, but have won 2 of last 3 in Laramie	10-7	159	154
F.4	*at Colorado State	7:00 p.m. MST	► SDSU has lost at CSU in OT in both '03 (2OT) and '04	12-4	46	62
F.8	*AIR FORCE (Ch. 4 San Diego)	7:05 p.m. PST	► Aztecs are 19-6 vs. AFA at home; won three of last four contests at Cox	15-2	55	45
F.11	*UTAH (ESPN+Plus)	Noon PST	► Only win vs. Utah since '95 came at Cox on 1/18/03	8-7	144	141
F.16	*at UNLV (ESPN2)	7:00 p.m. PST	► Aztecs have three all-time wins at UNLV ('79, '02, '05); 2 of those under Fisher	8-7	127	120
F.18	*TCU (Ch. 4 San Diego)	7:05 p.m. PST	► 3rd straight game against an '05 postseason opponent; Frogs 3rd visit to SDSU	4-13	272	240
F.22	*at Brigham Young (SportsWest)	7:00 p.m. MST	► Walton's shot as time expired gave SDSU win at BYU last season	9-5	121	95
F.25	*at New Mexico (ESPN+Plus)	1:00 p.m. MST	► Aztecs are 4-23 at New Mexico; Holcomb had 23 pts., 9 rebs. in 2002 SDSU win	11-6	123	131
M.1	*WYOMING	7:05 p.m. PST	► SDSU has won 2 of last 3 vs. UW at Cox; Last season Cowboys won in OT	10-7	159	154
M.3	SOUTH DAKOTA STATE (Ch. 4 San Diego)	7:05 p.m. PST	► 2nd meeting; Aztecs claimed 64-49 last year; Senior Night game	4-12	234	278
Mountain West Conference Basketball Tournament (Pepsi Center, Denver, Colo.)						
M.7	Preliminary Round		► San Diego State tries to repeat 2002 MWC championship run			
M.9	Quarterfinal Round					
M.10	Semifinal Round					
M.11	Championship Game					

* - Indicates Mountain West Conference game. Record, RPI and Sagarin is current as of Sun., Jan. 15.

Contact Information

► SDSU

Mike May,
Assistant AD/MRD
Office (619) 594-5547
Cell (619) 957-8372
Home (619) 644-1767
Fax (619) 582-6541
E-Mail mmay@mail.sdsu.edu
Web goaztecs.com

► TCU

Kristie Le,
Associate Director of MR
Office (817) 257-5378
Fax (817) 257-7964
E-Mail k.le@tcu.edu
Web gofrogs.com

► BRIGHAM YOUNG

Brett Pyne,
MBB Media Relations Dir.
Office (801) 422-4912
Fax (801) 422-0633
E-Mail brett_pyne@byu.edu
Web byuougars.com

Slaughter Posts First Aztec 20-20 Since 1984 as Aztecs Defeat UNLV for Third Straight Season, 83-67

SAN DIEGO -- Marcus Slaughter became the first Aztec player to record 20 rebounds in 22 years as San Diego State defeated UNLV 83-67 at Cox Arena on Jan. 14.

Slaughter pulled down a Cox Arena record 20 boards to go along with an arena record tying five blocked shots and 20 points as the Aztecs overcame a six-point halftime deficit to win for the sixth time in eight outings.

San Diego State shot just 39.7 percent from the field, but owned a 42-37 rebound advantage, a plus three turnover margin and outscored the Rebels 31-6 at the free throw line.

The Aztecs trailed 38-32 at intermission, but used a 21-7 run to open the second half to take control of the game.

Brandon Heath, who scored nine points during the critical spurt to begin the second half, scored 17 points, while adding five assists and four rebounds. John Sharper came off the bench to score 11 points, on the strength of 3-of-6 shooting from three-point range and Kyle Spain added 10 points.

The victory gave SDSU a win over the Rebels for the third straight season and the 16-point margin of victory was the third largest margin of victory in a Mountain West Conference game and the largest since 2001.

UNLV shot 55.2 percent in the first half, but the Aztecs turned up the defensive pressure in the second half, allowing UNLV to connect on just 11-of-37 (29.7 percent) from the field, while forcing nine turnovers after intermission.

The loss dropped the Rebels from the ranks of the unbeaten in conference play and left the Aztecs in a three-way tie for first place with Air Force and Wyoming.

San Diego State 83, UNLV 67

Jan. 14, 2006 | Cox Arena at Aztec Bowl | San Diego, Calif.

UNLV	MP	FG	3FG	FT	R	F	A	TO	B	S	TP
Amundson	*26	2-4	0-0	3-5	10	4	2	1	0	0	7
Villepigue	*22	0-4	0-0	0-0	3	3	0	1	0	0	0
Adams	*28	3-7	1-4	0-0	2	4	0	3	0	3	7
Petrinoulx	*30	6-16	3-9	0-0	2	1	4	3	0	0	15
Terry	*31	5-7	2-4	0-2	1	4	3	1	0	0	12
Umeh	7	1-3	0-2	0-0	2	1	2	1	0	0	2
White	19	5-14	0-2	1-3	9	4	1	2	2	1	11
Morgan	13	2-2	0-0	2-2	1	0	2	0	1	1	6
Darger	11	0-4	0-4	0-0	2	2	1	1	0	0	0
Essengue	13	3-5	1-1	0-0	3	1	0	1	2	0	7
Team					2			1			
Totals	200	27-66	7-26	6-12	37	24	15	15	5	5	67

SDSU	MP	FG	3FG	FT	R	F	A	TO	B	S	TP
Spain	*27	2-4	2-2	4-4	3	4	3	1	0	1	10
Abukar	*28	3-11	0-1	2-2	3	2	1	0	0	2	8
Slaughter	*37	4-10	0-0	12-14	20	3	0	4	5	2	20
Heath	*35	4-13	0-3	9-13	4	2	5	2	0	1	17
Williams	*28	4-8	1-3	0-0	1	1	3	2	0	1	9
Sharper	24	3-6	3-6	2-2	2	1	1	0	0	2	11
Davis	10	0-1	0-0	0-0	2	3	0	2	0	0	0
Camara	11	3-5	0-0	2-2	3	1	0	1	0	1	8
Team					4						
Totals	200	23-58	6-15	31-37	42	17	13	12	5	10	83

Halftime: UNLV 38, San Diego State 32. FG%: UNLV 40.9, San Diego State 39.7. 3FG%: San Diego State 40.0, UNLV 26.9. FT%: San Diego State 83.8, UNLV 50.0.

Officials: Greg Burks, Mike Giarratano, Randy McCall.
Attendance: 6,288.

Series Breakdown

THE SERIES

Overall	TCU, 3-0
Overall Streak	TCU, 3
Div. I Era	TCU, 3-0
MWC Era	1st meeting
at SDSU	TCU, 2-0
at Cox Arena	TCU, 1-0
at SDSU Streak	TCU, 2
at TCU	TCU, 1-0
at Daniel-Meyer	TCU, 1-0
at UNLV Streak	TCU, 1
Neutral	UNLV, 2-0
Neutral Streak	UNLV, 2
Fisher vs. TCU	0-0
Dougherty vs. SDSU	0-0
Fisher vs. Dougherty	0-0

STATISTICAL COMPARISON

	SDSU	TCU
Record	10-6	4-13
Conference Record	3-1	0-3
Scoring Offense	71.4	61.4
Scoring Defense	65.9	67.0
Scoring Margin	+5.5	-5.6
Rebound Margin	+5.4	-0.4
FG Percentage	45.9	35.1
FG Percentage Def.	42.9	44.6
3FG Percentage	40.2	32.1
3FG Percentage Def.	34.7	36.8
FT Percentage	69.0	63.8
Assists Per Game	12.1	11.4
Turnovers Per Game	16.6	16.2
Turnover Margin	-2.1	+2.2
A/TO Margin	0.7	0.7
Blocks Per Game	4.0	2.1
Steals Per Game	7.0	7.8

COMMON OPPONENTS

	SDSU	TCU
at Air Force	L, 62-65	L, 49-75

TCU (4-13; 0-3 MOUNTAIN WEST)

No.	Name	Pos.	Ht.	Wt.	Cl.	PPG	RPG	Hometown/Last School
0	Clarence Masters	F	6-5	200	Fr.	1.8	1.4	Cedar Hill, Texas (Cedar Hill H.S.)
2	Brent Hackett	G	6-3	203	So.	10.6	2.8	Fort Worth, Texas (Southwest H.S.)
4	Nile Murry	G	6-4	202	Sr.	16.4	5.0	Houston, Texas (Klein Forest H.S./Temple)
5	Neiman Owens	G	6-4	193	So.	4.0	3.1	Channelview, Texas (Channelview H.S.)
12	Femi Ibikunle	C	6-9	257	Jr.	3.2	3.6	Lagos, Nigeria (New Hampton Prep)
13	Neil P. Dougherty	G	6-0	181	Jr.	0.7	1.2	Fort Worth, Texas (North Crowley H.S.)
15	Judson Stubbs	F	6-7	228	Sr.	10.4	6.9	Nassau, Bahamas (Miami Dade C.C.)
20	David Markley	G	5-10	175	Sr.	0.0	0.2	Grapevine, Texas (Colleyville Heritage H.S.)
22	Chudi Chinweze	F	6-7	245	Sr.	7.1	5.3	Houston, Texas (Hightower H.S.)
23	Blake Adams	F	6-6	203	Jr.	7.5	2.4	Houston, Texas (Aldine Nimitz H.S.)
24	Rob Staky	G	6-2	170	Fr.	0.3	0.0	Englewood, Colo. (Regis Jesuit H.S.)
30	Dallas Hunter	G/F	6-5	200	Fr.			Plano, Texas (Plano East H.S.)
45	Art Pierce	F	6-9	233	Jr.	2.7	3.2	Tyler, Texas (Tyler Grace Community H.S.)
50	Allen Taylor	C	6-9	270	Fr.	0.7	0.9	Irmo, S.C. (Irmo H.S.)

Head Coach: Neil Dougherty - 46-63 in fourth season at TCU and overall

Assistant Coaches: Rick Callahan, Kevin Lewis, Jeff Luster

San Diego State vs. TCU: The Series

► This is the fourth meeting between TCU and San Diego State, with the Horned Frogs claiming the three previous meetings in the series.

► The teams first meeting was in 1984, when TCU played in San Diego State's Cabrillo Classic at the San Diego Sports Arena. The teams played in the opening round of the four-team tournament with the Horned Frogs claiming a 72-70 victory. TCU finished second in the tournament, falling to Boston College the next day, 92-75, while SDSU finished fourth, falling to Michigan State, 77-61.

► The other meetings came when the teams crossed paths as members of the Western Athletic Conference in 1997-98. TCU swept the season series that season, as part of an undefeated WAC title. The Frogs won 105-61 in San Diego on Jan. 17, 1998 (eight years ago Tuesday). The 41-point loss is still the largest margin of defeat suffered by the Aztecs in Cox Arena. On Feb. 14, TCU completed the season sweep with a 91-69 victory. The Horned Frogs ended the season with a 27-6 record, 14-0 WAC record and lost to Florida State in the first round of the NCAA Tournament.

► The Horned Frogs and Aztecs are in the same conference for the second time. TCU previously competed in the Southwest Conference (1951-1995), Western Athletic Conference (1996-2000) and Conference USA (2001-04). San Diego State's previous Division I era conference stops include the Pacific Coast Athletic Association (1969-1975), Western Athletic Conference (1978-1998) and the Mountain West Conference (1999-present).

► The schools competed in the same league in 1996, 1997 and 1998, but faced each other only during the 1997-98 season as the Aztecs competed in the Pacific Division and the Horned Frogs were in the Mountain Division of the WAC.

► The only current Aztec player with numbers against TCU is Lorenzo Wade. Wade, a transfer from Louisville who will be eligible as a sophomore next fall, faced TCU twice while with the Cardinals last season in Conference USA. While a freshman on Louisville's Final Four team, Wade scored 11 points and added seven rebounds in his two encounters with the Frogs. The Cardinals won both games, claiming an 86-61 win in Louisville and winning 85-61 at the conference tournament in Memphis.

Aztec Cliff Notes

The preseason favorite to win the Mountain West Conference, San Diego State has overcome playing without key components of the team during the non-conference campaign to post an 10-6 overall record and a 3-1 MWC mark. San Diego State has played better of late, winning six of its last eight games and is 3-1 since having all three of its main scoring weapons - Brandon Heath, Marcus Slaughter and Mohamed Abukar.

The Aztecs have played without MWC preseason player of the year Marcus Slaughter (missed three games), MWC newcomer of the year Mohamed Abukar (10 games) and team captain Trimaine Davis (four games) due to injuries (Slaughter and Davis) and NCAA transfer rules (Abukar). The result has been nine different players earning starts and seven different lineups in the first 13 games of the season.

Despite missing three games, junior forward Marcus Slaughter has enjoyed a tremendous season. He is averaging a double-double at 15.9 ppg and 10.2 rpg. Prior to an injury in the Dec. 17th game against UC Santa Barbara, he had scored 22 or more points in four consecutive game for the first time in his career and had three consecutive double-doubles. The injury, a second degree MCL sprain to the left knee, kept him sidelined until he played in the league opener against Colorado State. He is coming off a 20-point, 20-rebound game against UNLV.

Slaughter is coming in the frontcourt by Mohamed Abukar. The junior transfer from Florida scored in double figures in his first three games in an Aztec uniform. Against Colorado State, he tied a career-high with 22 points on 10-of-12 shooting from the field. He is averaging 12.3 points and 4.0 rebounds.

The surprise of the season may be true freshman forward Kyle Spain. Spain is averaging 10.3 points, 6.4 rebounds and has played the second most minutes on the team behind Heath. He has connected on 50.0 percent of his field goal attempts and the Aztecs are 7-1 when he scores in double figures.

► THE SERIES

Series: TCU leads, 3-0

Home: 0-2, Away: 0-1, Neutral: 0-0

Date	Location	Score
D.28.84	San Diego (SA) (CC)	L 70-72
J.17.98	*San Diego (CA) (d)	L 61-105
F.14.98	*Fort Worth (19)	L 69-91

CC - indicates Cabrillo Classic (San Diego, Calif.). d - indicates day game. Number after location indicates opponent national ranking at game time (AP or AP/Coaches). * - Indicates conference game. + - NCAA Tournament game.

SDSU PLAYERS VS. TCU

PLAYER	GP-GS	Min-Avg	FG-FGA	Pct	3FG-FGA	Pct	FT-FTA	Pct	Rebs	Avg	PF	FO	A	TO	Blk	Stl	Pts	Avg	Hi
Wade, Lorenzo	2-0	23-11.5	3-6	.500	3-5	.600	2-2	1.000	7	3.5	3	0	1	1	1	1	11	5.5	9

MWC Individual Rankings (All Games)

Entering Wed., Jan. 17 games

Mohamed Camara

Off. Rebounding	5th (2.62)
Blocked Shots	12th (0.88)
Rebounding	13th (5.5)

Trimaine Davis

Blocked Shots	7th (1.17)
---------------	------------

Brandon Heath

Scoring	1st (17.8)
3FG Made	1st (2.75)
Free Throw Pct.	1st (83.1)
3FG Pct.	6th (42.3)
Assists	11th (2.88)
Steals	12th (1.31)

John Sharper

3FG Made	2nd (2.50)
3FG Pct.	3rd (44.0)

Marcus Slaughter

Off. Rebounding	1st (3.85)
Rebounding	2nd (10.2)
Def. Rebounding	2nd (6.38)
Scoring	4th (15.9)
Free Throw Pct.	4th (78.2)
Blocked Shots	6th (1.31)

Kyle Spain

Off. Rebounding	7th (2.44)
Rebounding	8th (6.4)
Steals	10th (1.38)
Def. Rebounding	10th (3.94)
FG Pct.	15th (50.0)

Richie Williams

Assists	5th (3.31)
Ast./TO Ratio	5th (1.20)
Steals	10th (1.38)

MWC Team Rankings (All Games)

Category	Rank
Scoring Offense	4th
Scoring Defense	5th
Scoring Margin	4th
Free Throw Percentage	3rd
FG Percentage	5th
FG Percentage Defense	5th
3FG Percentage	2nd
3FG Percentage Defense	7th
Rebounding Total	4th
Rebounding Opp. Total	3rd
Rebounding Margin	2nd
Blocked Shots	4th
Assists	7th
Steals	5th
Turnover Margin	7th
Assist-TO Ratio	7th
Offensive Rebounds	4th
Defensive Rebounds	6th
3FG Made	7th

Junior Brandon Heath heads up the backcourt. He leads the MWC in scoring at 17.8 ppg and is shooting 42.3 percent from three-point range. Heath is also among the league leaders in free throw percentage at 83.1. He has scored 20 or more points nine times this season and 30 times in his career.

Another true freshman, Richie Williams, starts at the point guard position for the Aztecs. Williams has played in all 16 games and made 15 starts for SDSU. He leads the team in assists (53) and tied for the team lead in steals (22), while averaging 5.4 points and 2.3 rebounds. He is playing his best basketball of the season, with a career-high tying six assists in three of his last five games.

With the starting lineup now secure, San Diego State has quality experience off the bench.

Senior guard John Sharper may be the best three-point field goal shooter in the league. He is 40-of-91 (44.0 percent) this season and is among the league leaders in treys. He has made at least two three-point field goals in 14 of his last 15 games and has averaged just one turnover every 30.8 minutes this season. Sharper is averaging 8.6 ppg.

Senior center Trimaine Davis serves as the team captain and is instant energy when he enters the game. A 67.4 percent field goal shooter, Davis is averaging 6.2 ppg and 3.0 rpg. He has started six games this season and is averaging more than 20 minutes per game.

Senior center Mohamed Camara is one of the most improved players in the league. A big man that gives SDSU a wide body presence in the paint, he is averaging 3.8 ppg and 5.5 rpg. He has turned into an offensive threat but still continues to excel on the defensive end of the court.

Heath Named Player of the Week

San Diego State junior guard Brandon Heath has been named co-Mountain West Conference Player of the Week for the period ending January 15 after guiding the Aztecs to a pair of conference wins. Heath, who is being honored for the third time in his career, shares the award with Wyoming's Brandon Ewing.

A native of Los Angeles, Heath averaged 19.0 points, 6.5 assists, 2.0 steals, all team-highs, and added 5.0 rebounds per game in victories at Utah (72-67) and against UNLV (83-67).

In last Wednesday's win over the Utes, Heath scored a game-high 21 points (8-17 FGs; 4-9 3FGs) and added a game-high and season-high eight assists to go along with a season-high six rebounds and three steals. His effort was key in the Aztecs' comeback as he posted 15 points, five assists and three rebounds in the second half.

With the Aztecs down seven, Heath scored 13 of SDSU's next 16 points as San Diego State went on a 16-6 run to take a lead it would not relinquish. During the run, Heath personally outscored the Utes 13-6, connecting on all five of his field goal attempts. He shot 6-of-10 from the field and 3-of-5 from three-point range after intermission. The game marked the 30th time Heath scored at least 20 points in a contest and was a career high fifth consecutive game in which he hit the 20-point plateau.

The victory allowed the Aztecs to snap a 22-game losing streak at Utah and a 23-game losing streak to the Utes in Salt Lake City. It also marked just the second time in school history (2-26) that SDSU had won on Utah's home court and snapped a six-game overall losing streak to the Utes.

In the win over UNLV, Heath posted another big second half as SDSU rallied from a halftime deficit for the second straight game. The junior guard finished the game with 17 points, a game-high five assists, four rebounds and a steal in 35 minutes.

SDSU overcame a six-point halftime deficit thanks in part to Heath's 14 points, three assists and two rebounds after the break, helping SDSU outscore the Rebels 51-29 after intermission. He had nine points during a game-changing 21-7 run to open the second half when the Aztecs took control of the game.

Heath becomes the third Aztec to win MWC Player of the Week honors this season, joining Marcus Slaughter and Kyle Spain.

Nice Jump

By winning six of its last eight games, San Diego State has moved from 226 in the RPI on Nov. 30 and No. 208 in the rating on Dec. 10 to its current position of

► SDSU MOUNTAIN WEST CONFERENCE PLAYERS OF THE WEEK

Season	Date	Name
2000-01	D.18.00	Randy Holcomb
	J.8.01	Randy Holcomb
2001-02	D.3.01	Tony Bland
	D.10.01	Al Faux
	J.14.02	Randy Holcomb
2002-03	F.10.03	Aerick Sanders
	M.3.03	Evan Burns
2003-04	F.10.03	Aerick Sanders
	D.22.03	Aerick Sanders
2004-05	J.5.04	Aerick Sanders
	D.6.04	Brandon Heath
	J.17.05	Brandon Heath
2005-06	D.12.05	Marcus Slaughter
	D.19.05	Kyle Spain
	J.16.06	Brandon Heath

► RPI RATINGS

Date	Opponent	Result	Postgame RPI
N.30	at San Diego	L, 80-90	226
D.3	PLNU	W, 88-77	212
D.6	at California	L, 64-82	205
D.10	Washington St.	L, 49-60	208
D.17	UCSB	W, 66-54	188
D.20	UMBC	W, 58-45	142
D.27	at Providence	L, 65-80	169
D.31	LMU	W, 84-68	151
J.4	Colorado St.	W, 83-75	127
J.7	at Air Force	L, 62-65	119
J.11	at Utah	W, 72-67	105
J.14	UNLV	W, 83-67	97

Aztecs off the Court

► Mohamed Camara

Speaks six languages... Moved to the United States on Sept. 29, 2001... Started playing basketball in 1999... Grew up playing soccer.

► Trimaine Davis

Hit by a car at age 16 that initiated his switch from football to basketball... Wears jersey No. 20 in memory of high school friend Greg Ashford who died in a drowning accident during Davis' senior year of high school... Founded student-athlete leadership group Ko-Aalition. The organization for African-American student-athletes became just the third of its kind in the country (Ohio State and Oklahoma)... After going 0-for-3 from the free-throw line earlier this season, Davis shot 300 free throws the next day following practice.

► Brandon Heath

After five full-time semesters, Brandon Heath will have completed 102 units and will only need 18 more to graduate... He is on pace to earn his degree in three years... Personalized his own Nike Air Hurrache 2K5 basketball shoes with Marcus Slaughter. Heath's is personalized with "BOTTOMS1"... Very active in community service projects.

► John Sharper

His mother earned her Ph.D. in education psychology at the University of Missouri... Played the saxophone for three years in high school.

► Marcus Slaughter

Heavily involved in community activities and initiates many of the community projects the team is involved in... Teamed with Brandon Heath to win the 2004 Pro City championship in Los Angeles (formerly known as the Say No Classic)... Personalized his own Nike Air Hurrache 2K5 basketball shoes along with Brandon Heath.

► Tim McGrath

Was a decorated high jump athlete in high school and finished fourth in the state in the event his senior year, clearing 6 feet, 10 inches.

► Steve Fisher

Won a charity free-throw shooting contest featuring the eight head coaches at the 2003 EA Sports Maui Invitational.

97. This marks the first time San Diego State has been ranked in the top 100 since Feb. 9, 2004.

During the 2003-04 season, the Aztecs peaked at 68 following a victory over Iowa State on Jan. 3 of that season.

San Diego State has seen its RPI improve following each of its last five games (including the loss at Air Force). The Aztecs have improved 91 spots from their Dec. 10 RPI of 208.

Winning Big

With the 16-point victory over UNLV last Saturday, San Diego State recorded its eighth double-digit victory of the season.

During the Steve Fisher era, the number of double-digit victories has been a good indicator to the total number of victories. In the 2001-02 NCAA Tournament season, the Aztecs went 21-12 and had 13 victories by 10 or more points. The following season, SDSU was 16-14, advanced to the second round of the NIT and had 11 double-digit wins. The last two seasons, the Aztecs combined for just 10 double-digit win totals.

This season, San Diego State has brought back the blowout win, already having recorded eight double-digit victories. Through just 16 games this season, the Aztecs have posted their highest season total in the category since the 2002-03 season.

The eight double-digit wins in 15 games this season equals the total number San Diego State had in the 57 games prior to this season.

Slaughter's 20-20 Performance

Marcus Slaughter, the Mountain West Conference preseason player of the year, proved that he is fully recovered from his MCL injury last month following 20 points, 20 rebounds and five blocked shots against UNLV on Saturday.

The 20-rebound performance was the first by an Aztec player since Michael Cage pulled down 21 rebounds at Wyoming on Feb. 6, 1984.

Slaughter's 20-rebound effort were also a Cox Arena record, a Steve Fisher era record and the most by an Aztec player in a Mountain West Conference game.

By scoring 20 points, Slaughter recorded just the fifth 20-20 game in the school's Division I history. This marked the third time it has occurred in a conference game following Steve Malovic in 1979 and Michael Cage in 1984.

Below is a list of the five 20 point-20 rebound games since SDSU went to the Division I ranks prior to the 1970-71 campaign.

Date	Player	Opponent	Points	Rebounds
Dec. 21, 1971	Chris McMurray	Chapman	32	23
Feb. 24, 1979	Steve Malovic	at New Mexico*	23	23
Dec. 4, 1982	Michael Cage	Prairie View	22	20
Feb. 6, 1984	Michael Cage	at Wyoming*	40	21
Jan. 14, 2006	Marcus Slaughter	UNLV*	20	20

* - indicates conference game.

Just for good measure, Slaughter added five blocked shots to his stat line against the Rebels. That tied a Cox Arena record for most blocked shots and were the most blocks for an Aztec player in a Mountain West Conference game.

Starting Conference Strong

For the second consecutive season San Diego State has opened conference play with a 3-1 record. Although the Aztecs have opened with a 3-1 league record recently, it has been a long time since an SDSU squad has won four of its first five conference games.

In fact, only four times in 35 previous Division I seasons has San Diego State opened conference play with at least four victories in its first five games. Most recently, SDSU pulled the trick a decade ago, during the 1995-96 campaign.

Of the four times San Diego State has opened with a 4-1 league record, the Aztecs have finished the season with a winning record all four times (100.0 percent of the time) and advanced to the NCAA Tournament three times (75.0 percent of the time).

By contrast, the Aztecs have opened league play at 3-2 on 10 occasions and advanced to postseason play just one time (1982 NIT). SDSU has finished with a winning league record in five of those 10 seasons (50.0 percent).

San Diego State has never opened a Division I season with a 5-0 mark. The last time the Aztecs opened a league campaign undefeated through five games was the 1966-67 CCAA campaign.

If San Diego State defeats TCU on Wednesday it would...

- give San Diego State its best conference start in 10 seasons (since 1995-96)
- mark just the fifth time in 36 Division I seasons that SDSU has won four of its first five league games.
- match the school's best Division I conference start (36 seasons).
- match the best conference start for SDSU since the Aztecs opened the 1966-67 season with a 6-0 record.

► DOUBLE-DIGIT VICTORIES BY SEASON

Below is a look at the most double digit victories in the past five seasons.

Season	W-L	Gms.	Wins By 10+ Pts.
2001-02	21-12	33	13
2002-03	16-14	30	11
2003-04	14-16	30	6
2004-05	11-18	29	4
2005-06	8-6	14	8

► SAN DIEGO STATE CAREER 20-REBOUND PERFORMANCES

Rk.	Player	No.
1.	Michael Cage	7
2.	Al Skalecky	4
3.	► Marcus Slaughter	1
	Larry Jones	1
	Steve Malovic	1
	Chris McMurray	1

► SAN DIEGO STATE CAREER 15-REBOUND PERFORMANCES/DIVISION I ERA

Rk.	Player	No.
1.	Michael Cage	25
2.	► Marcus Slaughter	5
	Aerick Sanders	5
4.	Leon Carter	4
	Marty Dow	4

► SDSU BEST CONFERENCE RECORD AFTER 5 GAMES/DIV. I ERA

Rk.	Season	5-Game	Final
1.	1995-96	4-1	8-10
	1984-85 **	4-1	11-5
	1975-76 **	4-1	5-5
	1974-75 **	4-1	6-4
5.	2004-05	3-2	4-10
	1996-97	3-2	4-12
	1989-90	3-2	4-12
	1985-86	3-2	7-9
	1983-84	3-2	6-10
	1981-82 *	3-2	11-5
	1977-78	3-2	11-3
	1976-77	3-2	9-3
	1972-73	3-2	7-5
	1971-72	3-2	7-5

** - indicates advanced to NCAA Tournament. * - indicates team advanced to NIT.

Mountain West

STANDINGS

Through 1/17	MWC		Overall	
School	W	L	W	L
SDSU ◀	3	1	10	6
Air Force	3	1	15	2
Wyoming	3	1	10	7
UNLV	2	1	8	7
New Mexico	2	2	11	6
Colorado St.	1	2	12	4
BYU	1	3	9	6
Utah	1	6	8	7
TCU	0	3	4	13

SCHEDULE AND RESULTS

Sat., Jan. 14
 at Wyoming 77, New Mexico 70
 at Air Force 75, TCU 49
 at Colorado St. 84, Utah 78
 at San Diego State 83, UNLV 67

Wed., Jan. 18
 SDSU at TCU, 5 p.m.
 Wyoming at BYU, 6 p.m.
 Colorado State at UNLV, 7:30 p.m.

Thur., Jan. 19
 Utah at Air Force, 6 p.m.

Sat., Jan. 21
 Colorado State at TCU, 5 p.m.
 Air Force at New Mexico, 6 p.m.
 UNLV at Utah, 6 p.m.
 BYU at San Diego State, 7 p.m.
All Times Pacific

Preseason MWC Poll

Pl.	School (1st Place Votes)	Pts.
1.	San Diego State (10)	173
2.	Utah (6)	159
3.	UNLV (3)	137
4.	Air Force (2)	123
5.	New Mexico	120
6.	TCU	89
7.	Wyoming (1)	74
8.	Colorado State	65
9.	Brigham Young	50

MWC Teleconference

SDSU coach Steve Fisher will take part in the MWC weekly conference call every Monday during the rest of the season. The conference call begins at 9 a.m. PT, with Fisher going at 9:02-9:12 a.m. PT. The entire schedule is listed below.

Time	Speaker
9:00 a.m.	Call begins
9:02 a.m.	Steve Fisher, SDSU
9:12 a.m.	Dave Rose, BYU
9:22 a.m.	Dale Layer, CSU
9:32 a.m.	Ritchie McKay, UNM
9:42 a.m.	Neil Dougherty, TCU
9:52 a.m.	Lon Kruger, UNLV
10:02 a.m.	Ray Giacoletti, Utah
10:12 a.m.	Jeff Bzdelik, Air Force
10:22 a.m.	Steve McClain, Wyo.
10:32 a.m.	Craig Thompson

Spain Named Mountain West Conference Player of the Week

San Diego State freshman forward Kyle Spain was named the Mountain West Conference Player of the Week the conference announced Dec. 19. Spain's first career award marks only the third time in MWC history that a freshman has won the honor, joining the Aztecs' Evan Burns (March 3, 2003) and Utah's Andrew Bogut (Nov. 24, 2003).

A Newark, Calif., native, Spain posted game and career highs with 17 points and five steals in SDSU's 66-54 victory over UC Santa Barbara. He also collected seven rebounds and handed out two assists in 30 minutes.

Spain was 8-of-10 shooting from the floor, including 8-for-9 from inside the arc, helping the Aztecs snap a two-game losing streak, despite losing the previous week's winner in Marcus Slaughter to a knee injury early in the first half. At that point during the season, Spain was averaging 9.6 points and 6.7 rebounds per game, while shooting 53.7 percent (36-of-67) from the field.

It was the first time a SDSU athlete has won the award in consecutive weeks since Tony Bland and Al Faux on Dec. 3 and Dec. 10, 2001. The Aztecs lead all MWC teams this years with their two selections.

Slaughter Honored, Too

San Diego State junior Marcus Slaughter was named the Mountain West Conference Men's Basketball Player of the Week for the period ending Dec. 11. The weekly honor was Slaughter's first career award.

The Riverside, Calif., native recorded consecutive double-doubles against Pac-10 competition during that week, while scoring 48 of SDSU's 113 points (42.5 percent). In the Aztecs' 82-64 loss to California, Slaughter posted a team-high 22 points and game-high 13 rebounds, connecting on 8-of-14 from the field.

Against Washington State, Slaughter led all scorers with 26 points and grabbed a career-high 17 rebounds in a losing effort. The junior forward also tied a career high with his 12 made free throws (12-for-15) against the Cougars.

For the week, Slaughter averaged 24 points, 15 rebounds, 1.0 assists and 0.5 blocks per game, while shooting 51.7 percent (15-for-29) from the field and 81.8 percent (18-for-22) from the free-throw line.

In Good Company

With Kyle Spain being named Mountain West Conference Player of the Week on Dec. 19, the freshman joins some elite company. In the conference's seven year history, only two first-year players have received the conference's weekly award, former Aztec Evan Burns in 2003 and Utah's Andrew Bogut in 2004.

Burns, a former McDonald's All-American, helped San Diego State to the second round of the 2003 postseason NIT after posting a 16-14 regular season record. Burns also earned the MWC Freshman of the Year award in addition to league honorable mention accolades.

Bogut guided the Utes to a 24-9 record in 2004 and a berth in the NCAA Tournament. Like, Burns, he also won the MWC's Freshman of the Year award and was named to the all-conference second team.

Life Without the Train

Before the UC Santa Barbara game on Dec. 17, San Diego State had been without senior forward Trimaine Davis since he had surgery to remove a bone chip in his right knee on Nov. 30 (day of the San Diego game). During that time, the Aztecs suffered a dangerous reversal of fortune in several key statistical categories on the defensive end. In four games without the senior captain, the Aztecs went 1-3. On the other hand, in the 12 games Davis has played in, SDSU has gone 9-3.

During those four games without Davis, opponents averaged 15.0 more points, shot 5.9 percent better, including 18.0 percent better from three-point range. In addition, opponents went from connecting on 5.8 three-point field goals to 8.3 three-point field goals when SDSU played without its captain.

Obviously not all of that can be blamed on the injury to the 6-7 senior. But there is no question that it affected the rotation. Davis started the first four games of the season and was averaging 24.8 minutes per game prior to the injury. Although Mohamed Camara has performed well in his absence, there was still a dramatic difference in the production from the five position before and after the injury.

Return of the Defense

San Diego State could credit much of its success in getting off to a 3-1 overall start to a stellar defensive effort. That was a point of emphasis during the off-season for the Aztecs. That disappeared a bit as SDSU struggled to a 1-3 record during its next four games but has appeared to return during the last eight games.

During the two game winning streak last month (prior to Providence), SDSU allowed a total of 99 points, the fewest points surrendered by an Aztec squad in consecutive games since allowing 98 points (49-47 vs. Air Force (3/2/02) and 62-51 vs. Brigham Young (3/7/02) in a pair of games toward the end of the 2001-02 season. That was the last Aztec squad to advance to the NCAA Tournament.

SDSU continued its success against Loyola Marymount on Dec. 31. The Aztecs held the Lions to just 41.4 percent (24-of-58) from the field, including 29.4 percent (5-for-17) from behind the three-point arc. SDSU also forced a season-high 20 turnovers.

Despite the four-game struggle earlier this season, the Aztecs are still allowing just 65.9 points per game. If the season ended today, that would come close to breaking the school's Division I era record for fewest points allowed per game (65.0), set during the 1982-83 campaign.

The difference between winning and losing can often be found in SDSU's defensive numbers. Below is a quick look at

With Train, Witout Train

Category	w/Train	no TD
Record	9-3	1-3
Opp. PPG	62.2	77.2
Opp. FG Percentage	41.4	47.3
Opp. 3FG Percentage	30.5	48.5
Opp. 3FG Game	5.8	8.3
SDSU FG Percentage	48.3	39.6
SDSU Turnovers	16.4	17.0
Turnover Margin	-1.6	-3.7

a couple of statistical categories and the differences in the 10 wins vs.. the four losses.

Wins vs. Losses	Games	Opp. PPG	Opp. FG Pct.	Opp. 3FG Pct.	Opp. 3FGM
Wins	10	61.2	40.8	29.3	5.8
Losses	6	73.8	46.6	45.8	7.3

The Blowouts

For the first time since 1981, San Diego State has recorded consecutive victories by at least 25 points. Aztec wins over Southern Mississippi (79-51) and Albany (80-53) also give SDSU as many 25-point-plus victories in the last two games as the Aztecs had in their previous 60 games combined.

The 55-point margin in consecutive victories is the fourth largest in San Diego State Division I era (beginning in 1970-71) and the largest during the Steve Fisher era.

You could make a case that although the recent two-game margin ranks fourth all-time, it may be more impressive than the three wider margins on the list. The record, set in 1981, was aided by playing a game against UC San Diego, which at the time competed at the Division III level. The second and third streaks were aided greatly by a 60-point victory over Morgan State and SDSU did not win either accompanying game by double figures.

Below is a look at the top 10 list in the category.

Top Ten Two-Game Point Differentials/Division I Era

Pl.	Date	Opponents	Score	Margin	Two-Game Total
1.	N.27.81	UC Santa Barbara	95-60	+35	
	N.30.81	UC San Diego	105-70	+35	+70
2.	N.29.84	at UC Irvine	86-77	+9	
	D.1.84	Morgan State	128-68	+60	+69
3.	D.1.84	Morgan State	128-68	+60	
	D.6.84	San Diego	57-53	+4	+64
4.	N.20.05	Southern Mississippi	79-51	+28	
	N.26.05	Albany	80-53	+27	+55
5.	N.27.04	UC San Diego	86-51	+35	
	D.1.04	San Diego	83-63	+20	+55
6.	N.27.01	UC San Diego	98-53	+45	
	D.1.01	CS Northridge	80-70	+10	+55
7.	N.30.00	Florida Atlantic	90-57	+32	
	D.2.00	Sacramento State	92-69	+23	+55
8.	F.15.85	Hawai'i	80-70	+10	
	F.20.85	US International	138-93	+45	+55
9.	D.9.72	Loyola Marymount	88-67	+21	
	D.15.72	Portland State	86-53	+33	+54
10.	D.6.90	Midwestern State	95-58	+37	
	D.8.90	Cal Poly Pomona	94-78	+16	+53

Freshman Contributions

It is easy to get lost in preseason hype and the dynamic duo of Marcus Slaughter and Brandon Heath and think that San Diego State is a team made up of upperclassmen. But that is not the case as two of the three leaders in minutes played are true freshmen.

So far this season, the Aztecs' three true freshmen have played major roles and have impressed up to this point. Point guard Richie Williams has started 15 games and is averaging 5.4 points and a team-high 3.3 assists per game in 24.8 minutes of action. He has recorded six or more assists in three of the last five games. The freshman point guard had his best game of the season against Loyola Marymount posting career highs in points with 16 and rebounds with seven. He also tied his season high for assists with six against the Lions and dished out another six against Colorado State in the MWC opener and at Air Force.

Kyle Spain is another who has played significant minutes and has started the last 15 games. Spain has played the second-most minutes on the team (451) behind Brandon Heath and is averaging 10.3 points and 6.4 rebounds. So far this season, Spain has eight double-digit scoring games to his credit, including a career-best 18 at Providence, and a double-digit rebounding game (10 vs. Illinois-Chicago). He leads the MWC among freshmen in rebounding and is third among the league's class in scoring. Thanks to his 17 point, seven rebound and five steal performance against UC Santa Barbara, the freshman earned his first Mountain West Conference Player of the Week award joining former Aztec Evan Burns and Utah's Andrew Bogut as the only freshmen in the conference's history to win the weekly honor.

Brett Hoerner is the third freshman of SDSU's nationally ranked recruiting class and has played well in limited minutes. The freshman from Fullerton, Calif., has seen action in 11 games and is averaging 7.5 minutes per contest. In 82 overall minutes this season, Hoerner has 23 points, 12 rebounds and four blocks. Per 40 minutes this season, Hoerner is averaging 11.2 points, 5.9 rebounds and 2.0 blocks per game. Against UC Santa Barbara when Marcus Slaughter went down with a knee injury, Hoerner stepped in and contributed a career high nine points in 14 minutes of action. He has been an important piece to San Diego State's 10-6 start as he has been able to come into the game off the bench and play well when called upon.

Two redshirt freshmen are also contributing. Tim McGrath has played in 11 SDSU games, logging double-digit minutes in four of the last seven contests he has played. He has nine points and 14 rebounds in 87 total minutes this season.

► SDSU FRESHMEN CLASS GAME-BY-GAME

Opponent	GP	GS	Pts.	Reb.	As.
at Alaska-Fair.	3	1	9	9	4
vs. Ill.-Chicago	4	2	17	14	4
vs. So. Miss.	5	2	19	7	3
Albany	5	2	26	7	6
at San Diego	4	2	9	11	6
PLNU	4	2	23	16	7
at California	4	2	9	10	8
Washington St.	4	2	14	13	5
UCSB	5	2	27	9	3
UMBC	4	1	21	16	2
at Providence	3	2	22	12	1
LMU	3	2	26	13	7
Colorado St.	2	2	21	7	7
at Air Force	3	2	16	8	6
at Utah	3	2	8	9	0
UNLV	2	2	19	4	6

Slaughter on the SDSU Career Charts

Rk.	Category	Number
3.	Rebound Avg. (DI)	8.3
4.	Double-Doubles	18
6.	Free Throws (DI)	275
8.	Rebounds (DI)	579
9.	Blocks	64
17.	Scoring (DI)	924
18.	Field Goal Pct. (DI)	47.3
19.	Scoring Avg. (DI)	13.2
19.	Steals	79

Slaughter on the MWC Career Charts

Rk.	Category	Number
4.	Offensive Rebounds	225
8.	Rebounds	579
17.	Blocked Shots	64
23.	Free Throw Pct.	72.6
31.	Scoring	924
31.	Steals	79

SDSU Single-Season Efficiency Rating Per Game

Rk	Name	EPG	Yr.
1.	Michael Cage	29.29	84
2.	Michael Cage	25.61	83
3.	Steve Malovic	22.96	79
4.	•Aerick Sanders	21.13	04
5.	Marty Dow	20.31	91
6.	Michael Cage	19.89	81
7.	•Marcus Slaughter	19.85	06
8.	Leonard Allen	18.84	85
9.	Anthony Watson	18.82	86
10.	Kim Goetz	18.23	79
11.	•Marcus Slaughter	18.22	05

Meanwhile, Chris Lamb has played in four games this season and posted a career-high 13 minutes against Washington State in the San Diego Slam.

Aztecs Picked to Win MWC in 2005-06

The San Diego State men's basketball team was selected by members of the Mountain West Conference media to win the MWC crown for the upcoming 2005-06 men's basketball season the conference released on Oct 13. This marks the first time in school history that the Aztecs have been picked to win the title.

SDSU received 10 out of a possible 22 first place votes and a total of 173 points to earn the top spot in the annual poll. Defending regular season champion Utah was tabbed second with 159 points (six first place votes), while UNLV, last year's preseason pick, finished third with 137 points (three first place votes). Rounding out the poll are Air Force (123 points; two first place votes), New Mexico (120 points), TCU (89 points), Wyoming (74 points; one first place vote), Colorado State (65 points) and Brigham Young (50 points).

In addition to being picked to win the league, San Diego State took home a trio of individual honors at the annual preseason gathering. Junior forward Marcus Slaughter (17.8 ppg, 9.0 rpg in 04-05) was voted as the conference's top returning player, junior center Mohamed Abukar was selected as the conference's top newcomer while junior guard Brandon Heath (18.3 ppg, 3.7 apg in 04-05) earned a spot on the preseason all-MWC team.

Aztec Tidbits

San Diego State has been tied or held a lead in the rebound category in 12 of its last 13 games... Through 16 games this season, SDSU has held a lead at halftime 10 times, trailed five times (at California, at Providence, at Air Force, at Utah and UNLV) and has been tied once (vs. Illinois-Chicago)... SDSU has rallied to win the last two times it has trailed at halftime... The Aztecs overcame 13 point deficits in Mountain West Conference play twice this season (at Air Force rallied from 13 down but loss the game and at Utah)... Brandon Heath, Kyle Spain and John Sharper are the only three Aztec players to score in every game this season... The four players who have seen the most court time this season are two juniors (Marcus Slaughter and Heath) and two true freshmen (Spain and Richie Williams)... The five freshmen have combined to play 1,035 minutes or 64.7 minutes per game and 32.3 percent of all the minutes... SDSU has nearly made more free throws (256) than its opponents have attempted (261) this season... Earlier this season, for the first time since 1994, SDSU placed five scorers in double figures in consecutive games... Against Southern Mississippi, Slaughter, Heath, Sharper, Spain and Trimaine Davis all reached double figures... Against Albany, Slaughter, Heath, Sharper and Spain were joined by Williams... In 42 of SDSU's last 47 games, the team with the higher field goal percentage has won the game... 12 of SDSU's 16 games this season have been decided by 10 or more points... SDSU is 7-1 this season when Kyle Spain scored in double figures... The Aztecs are 9-2 this season and 73-22 in the Fisher era when posting a higher field goal percentage than its opponent.

The Slaughter House



Junior Marcus Slaughter continues to show why he was nearly a unanimous preseason selection as Mountain West Conference Player of the Year and a member of Dick Vitale's All-Windex Team.

He currently ranks among the Mountain West Conference leaders in scoring at 15.9 ppg, and rebounding at 10.2, while shooting 48.5 percent from the field and 78.2 percent from the free throw line.

In addition, he is starting to ascend nearly every San Diego State record despite having played only 70 career games.

Through 13 games this season, Slaughter has:

- ▶ - Has scored 20 or more points five times and tallied in double figures 10 times... He posted 20 or more points in four consecutive games earlier this season for the first time in his career.
- ▶ - Has recorded 10 or more rebounds seven times, including three games with 15 or more rebounds... Recorded a career-high 20 rebounds against UNLV.
- ▶ - Has six double-doubles this season, including double-doubles in three straight games prior to his injury for the first time in his career... He became the first SDSU player to record double-doubles in three straight games since Aerick Sanders did it in January, 2004.
- ▶ - Led San Diego State in scoring five times, rebounding nine times and efficiency eight times.
- ▶ - In addition to his preseason accolades, Slaughter also earned Mountain West Conference player of the week honors and was selected to the all-BP Top of the World Classic team already this season.

Through 70 career games, Slaughter has:

- ▶ - Has 46 double-digit scoring games and 13 career games with 20 or more points.
- ▶ - Has 21 double-digit rebound games and five career games with 15 or more rebounds.
- ▶ - Has 18 career double-doubles, the fourth highest total in school history.
- ▶ - Led the team in scoring 18 times, rebounding 40 times, assists twice and efficiency rating 27 times.

00	Brett Hoerner <i>Forward, 6-11, 206, Fr.-HS</i> <i>Fullerton, Calif. (Fullerton High)</i>	<p>PPG 05-06 2.1 RPG 1.1 APG 0.1 FG 50.0 3FG 0.0 FT 58.3</p> <p>MWC 0.0 0.0 0.0 0.0 0.0 0.0</p> <p>Career Highs: Points: 9 vs. UCSB (12-17-05) Rebounds: 4 vs. PLNU (12-3-05) Assists: 1 vs. UCSB (12-17-05)</p>	True freshman that has played in 11 of 16 games this season... Played 14 minutes in two of his last four games... Against UCSB (12-17-05) he scored a career-best nine points... Had two blocked shots in the Albany game... Has 23 points, 12 rebounds and four blocked shots in 82 minutes this season.
1	Brandon Heath <i>Guard, 6-4, 198, Jr.-2L</i> <i>Los Angeles, Calif. (Westchester High)</i>	<p>PPG 05-06 17.8 RPG 2.9 APG 2.9 FG 41.7 3FG 42.3 FT 83.1</p> <p>MWC 20.3 3.3 4.0 46.6 50.0 70.0</p> <p>Career Highs: Points: 37 at UNLV (1-15-04) Rebounds: 9 vs. Monmouth (11-22-04) Assists: 9 vs. UCSD (11-27-04)</p>	Preseason all-conference selection... Currently in 8th place on the school scoring chart at 1,230... Has 30 career 20-point games... Last six games he is 22-for-43 from three-point range (51.2 percent)... Multiple treys in 17 of his last 19 games dating back to last season... Needs 29 points to tie Tony Ross for 7th place on SDSU career scoring chart.
3	Richie Williams <i>Guard, 5-9, 158, Fr.-HS</i> <i>Spring Valley, Calif. (Steele Canyon High)</i>	<p>PPG 05-06 5.4 RPG 2.3 APG 3.3 FG 38.2 3FG 26.9 FT 73.7</p> <p>MWC 7.0 2.0 3.8 40.9 18.2 88.9</p> <p>Career Highs: Points: 16 vs. LMU (12-31-05) Rebounds: 7 vs. LMU (12-31-05) Assists: 6 - four times</p>	Became just the ninth freshman to start a season-opening game for Steve Fisher (joining Juwan Howard, Jalen Rose, Chris Webber, Jerod Ward, Albert White, Bradley Jackson, Steve Sir and Brandon Heath)... Started all but one game this season... Career-best 16 points, seven rebounds and six assists vs. LMU (12-31-05)... Six assists vs. CSU (1-4-06) and at AFA (1-7-06).
15	John Sharper <i>Guard, 6-0, 190, Sr.-3L</i> <i>Oakland, Calif. (St. Mary's High)</i>	<p>PPG 05-06 8.6 RPG 1.3 APG 1.1 FG 42.1 3FG 44.0 FT 70.0</p> <p>MWC 7.3 1.0 1.3 45.0 56.3 100.0</p> <p>Career Highs: Points: 15 - two times Rebounds: 5 vs. UCSD (12-2-02) Assists: 4 - two times</p>	Once a walk-on, Sharper has progressed into a regular in the rotation... A career 40.3 percent three-point field goal shooter (3rd highest in school history) with 127 career treys... Made multiple three-pointers in 14 of his last 15 games... 40 of his 45 FGs this season are threes... Tied CH with 15 points at California... Only 12 turnovers in 369 minutes this season.
20	Trimaine Davis <i>Center, 6-7, 235, Sr.-3L</i> <i>West Pittsburg, Calif. (Pittsburg High)</i>	<p>PPG 05-06 6.2 RPG 3.0 APG 0.3 FG 67.4 3FG 0.0 FT 63.2</p> <p>MWC 2.5 1.8 0.0 71.4 0.0 0.0</p> <p>Career Highs: Points: 13 at Alaska Fair. (11-17-05) Rebounds: 8 - two times Assists: 4 vs. Albany (11-26-05)</p>	Missed four games after undergoing arthroscopic knee surgery on 11-30-05... Returned to action vs. UCSB (12-17-05), scoring six points off the bench... Has three double digit games this season and seven in his last 21 games after reaching 10+ points once in his first 62 games... Connected on 31-of-46 attempts from the floor this season and is a career 59.7 percent shooter.
21	Matt Thomas <i>Guard, 6-3, 200, So.-1L</i> <i>Riverside, Calif. (Martin Luther King High)</i>	<p>PPG 05-06 1.3 RPG 1.0 APG 1.1 FG 28.0 3FG 0.0 FT 55.6</p> <p>MWC 0.0 0.0 0.0 0.0 0.0 0.0</p> <p>Career Highs: Points: 20 vs. Air Force (2-28-05) Rebounds: 10 vs. UNLV (2-12-05) Assists: 7 vs. So. Miss. (11-20-05)</p>	Had a career-high seven assists and just one turnover in SDSU's game against Southern Miss (11-20-05)... Has come off the bench in 14 of 15 games this season... Has seven career double-digit scoring games... Scored in 31-of-44 games in his career... Recorded first double-double with 14 pts. and 10 rebs. vs. UNLV (2-12-05)... One turnover or less in 12 of 15 games.
24	Tim McGrath <i>Forward, 6-5, 187, Fr.-RS</i> <i>Santa Monica, Calif. (Santa Monica High)</i>	<p>PPG 05-06 0.8 RPG 1.3 APG 0.5 FG 16.7 3FG 14.3 FT 57.1</p> <p>MWC 0.0 0.0 0.0 0.0 0.0 0.0</p> <p>Career Highs: Points: 3 vs. So. Miss. (11-20-05) Rebounds: 5 vs. UMBC (12-20-05) Assists: 3 vs. PLNU (12-3-05)</p>	Played in 11 of the last 15 games for the Aztecs, averaging 7.9 minutes per game... Logged 11 or more minutes in four of the last nine games he has played in... Posted a career-high five rebounds in 11 minutes vs. UMBC (12-20-05)... Had a career-high three assists vs. PLNU (12-3-05)... Nine rebounds in his last 35 mins. on court... High jumped 6-10 in high school.
30	Chris Lamb <i>Forward, 6-10, 231, Fr.-RS</i> <i>Louisville, Colo. (Monarch High)</i>	<p>PPG 05-06 0.5 RPG 0.0 APG 0.0 FG 100.0 3FG 0.0 FT 0.0</p> <p>MWC 0.0 0.0 0.0 0.0 0.0 0.0</p> <p>Career Highs: Points: 2 vs. Albany (11-26-05) Rebounds: Assists:</p>	Played a career-high 13 minutes against Washington State (12-10-05)... Recorded a steal and a blocked shot against the Cougars... Saw the first action of his collegiate career against Southern Mississippi (11-20-05)... Played three minutes of action in the game... Scored his first points against Albany (11-26-05).
33	Kyle Spain <i>Forward, 6-5, 218, Fr.-HS</i> <i>Newark, Calif. (Newark Memorial High)</i>	<p>PPG 05-06 10.3 RPG 6.4 APG 1.0 FG 50.0 3FG 44.4 FT 61.1</p> <p>MWC 9.0 5.0 1.0 46.7 50.0 75.0</p> <p>Career Highs: Points: 18 at Providence (12-27-05) Rebounds: 10 vs. UIC (11-19-05) Assists: 2 - four times</p>	Became just the third freshman in MWC history to earn player of the week honors... Started the last 15 games for San Diego State... Career-high 18 points at Providence (12-27-05)... 17 points on 8-10 shooting vs. UCSB (12-17-05)... Second on the team in minutes behind Heath... Second on the team in rebounding, third in scoring... MWC freshman leader in rebounding.
34	Mohamed Abukar <i>Forward, 6-10, 216, Jr.-TR</i> <i>San Diego, Calif. (Rancho Bernardo High/Univ. of Florida)</i>	<p>PPG 05-06 12.3 RPG 4.0 APG 1.3 FG 50.9 3FG 25.0 FT 68.2</p> <p>MWC 13.5 3.8 0.8 59.0 33.3 87.5</p> <p>Career Highs: Points: 22 - two times Rebounds: 7 - two times Assists: 5 vs. N'earstern (12-23-03)</p>	Transferred from Florida to San Diego State at mid-semester last season... 10 or more points in four of his six games at SDSU... Aztecs have won the last three times he has 10+ points... Started his first game as an Aztec vs. LMU (12-31-05) and recorded 10 pts. and 7 rebs... Tied his career high with 22 points on 10-of-12 shooting against CSU (1-4-06).
42	Marcus Slaughter <i>Forward, 6-9, 220, Jr.-2L</i> <i>Riverside, Calif. (J.W. North High)</i>	<p>PPG 05-06 15.9 RPG 10.2 APG 1.8 FG 48.5 3FG 0.0 FT 78.2</p> <p>MWC 12.5 10.3 2.3 45.8 0.0 82.4</p> <p>Career Highs: Points: 28 vs. UCSB (11-19-04) Rebounds: 20 vs. UNLV (1-14-06) Assists: 6 vs. CSU (1-4-06)</p>	Returned to the starting lineup vs. Colorado State (1-4-06) after suffering a left knee sprain against UCSB (12-17-05)... Preseason MWC Player of the Year... Scored in double figures in 36 of his last 40 games... Ranks fourth in school history with 18 career double-doubles... Had a career high 20 rebounds vs. UNLV on Saturday, only 5th 20-20 game in school history.
50	Mohamed Camara <i>Center, 6-10, 245, Sr.-1L</i> <i>Conakry, Guinea (Moore (Ky.) High/Riverside College)</i>	<p>PPG 05-06 3.8 RPG 5.5 APG 0.3 FG 54.0 3FG 0.0 FT 25.0</p> <p>MWC 3.0 3.8 0.3 62.5 0.0 100.0</p> <p>Career Highs: Points: 10 - twice Rebounds: 13 vs. Providence (12-31-04) Assists: 3 vs. CSU (1-24-05)</p>	A wide body center with good strength... Speaks six languages and grew up playing soccer in Guinea... Recorded his first double-double of his career with 10 points and 10 rebounds at San Diego (11-30-05)... Has 48 rebounds in his last eight games... Made 13 of his last 21 FGs... Last 2 grms: 12 pts., 8 rebs., 5-7 FGs in 29 minutes.
Coach Steve Fisher <i>Assistant Head Coach: Brian Dutcher</i> <i>Assistant Coaches: Gregg Gottlieb, Mark Hughes</i>		<ul style="list-style-type: none"> - 15th full season overall: 275-185 - 7th season at SDSU: 91-103 - 1989 NCAA Championship - Appeared in national championship game three times ('89, '92, '93) - 8 NCAA Tournament Appearances - 4th in Active NCAA Tournament winning percentage (behind only Krzyzewski, Izzo and Pittino) - One of 11 active coaches to win an NCAA national championship (Boehlm, Calhoun, Fisher, Izzo, Knight, Krzyzewski, Olson, Pitino, T. Smith, G. Williams and R. Williams) 	


SDSU Broadcast Roster



00
BRETT HOERNER

Forward
6-11, 206, Freshman-HS
Fullerton, Calif.
Fullerton High

PPG: 2.1 RPG: 1.1 APG: 0.1
FG%: 50.0 3FG: 0.0 FT%: 58.3



1
BRANDON HEATH

Guard
6-4, 198, Junior-2L
Los Angeles, Calif.
Westchester High


PPG: 17.8 RPG: 2.9 APG: 2.9
FG%: 41.7 3FG: 42.3 FT%: 83.1



3
RICHIE WILLIAMS

Guard
5-9, 158, Freshman-HS
Sprng Valley, Calif.
Steele Canyon High

PPG: 5.4 RPG: 2.3 APG: 3.3
FG%: 38.2 3FG: 26.9 FT%: 73.7



15
JOHN SHARPER

Guard
6-0, 190, Senior-3L
Oakland, Calif.
St. Mary's High

PPG: 8.6 RPG: 1.3 APG: 1.1
FG%: 42.1 3FG: 44.0 FT%: 70.0



20
TRIMAÏNE DAVIS

Center
6-7, 235, Senior-3L
West Pittsburg, Calif.
Pittsburg High

PPG: 6.2 RPG: 3.0 APG: 0.3
FG%: 67.4 3FG: 0.0 FT%: 63.2



21
MATT THOMAS

Guard
6-3, 200, Sophomore-1L
Riverside, Calif.
Martin Luther King High

PPG: 1.3 RPG: 1.0 APG: 1.1
FG%: 28.0 3FG: 0.0 FT%: 55.6



24
TIM McGRATH

Forward
6-3, 200, Freshman-RS
Santa Monica, Calif.
Santa Monica High

PPG: 0.8 RPG: 1.3 APG: 0.5
FG%: 16.7 3FG: 14.3 FT%: 57.1



30
CHRIS LAMB

Forward
6-10, 231, Freshman-RS
Louisville, Colo.
Monarch High

PPG: 0.5 RPG: 0.0 APG: 0.0
FG%: 100.0 3FG: 0.0 FT%: 0.0



33
KYLE SPAIN

Forward
6-5, 218, Freshman-HS
Newark, Calif.
Newark Memorial High

PPG: 10.3 RPG: 6.4 APG: 1.0
FG%: 50.0 3FG: 44.4 FT%: 61.1



34
MOHAMED ABUKAR

Forward
6-10, 216, Junior-TR
San Diego, Calif.
Rancho Bernardo High/
Univ. of Florida

PPG: 12.3 RPG: 4.0 APG: 1.3
FG%: 50.9 3FG: 25.0 FT%: 68.2



42
MARCUS SLAUGHTER

Forward
6-9, 220, Junior-2L
Riverside, Calif.
J.W. North High

PPG: 15.9 RPG: 10.2 APG: 1.8
FG%: 48.5 3FG: 0.0 FT%: 82.4



50
MOHAMED CAMARA

Center
6-10, 245, Senior-1L
Conakry, Guinea
Moore (Ky.) High/
Riverside College

PPG: 3.8 RPG: 5.5 APG: 0.3
FG%: 54.0 3FG: 0.0 FT%: 25.0



Head Coach
STEVE FISHER

- - 15th full season as head coach • 275-185
- - 7th year at San Diego State • 91-103
- - 1989 NCAA champion
- - 3 NCAA Championship game appearances
- - 8 NCAA Tournament appearances
- - Among active coaches he ranks: 4th in NCAA Tournament winning percentage (20-7, 71.4 percent), 5th in NBA Draft Picks (14) and 7th in NCAA Final Four Appearances (3)

San Diego State Coaches and Staff

Brian Dutcher, assistant head coach
Gregg Gottlieb, assistant coach
Mark Hughes, assistant coach
Mark Fisher, director of basketball operations
Matt Soria, director of player development
Mark Haines, athletic trainer



Steve Fisher

15th-Full Season • 7th Season at SDSU • Illinois State, 1967

Record Breakdown

	Career
Home	158-58
Away	66-104
Neutral	51-22

By Month

November	29-16
December	84-34
January	62-52
February	50-49
March	46-31
April	4-2

Games Decided By/In

1-Point Games	13-7
2 Points	15-11
3 Points or Less	69-49
Overtime	19-16

One of the nation's most distinguished coaches, Steve Fisher has guided San Diego State's transformation from a college basketball afterthought to one of the most visible programs in the country.

In six short seasons, Steve Fisher has changed the outlook, fortunes and expectations of San Diego State basketball. The Aztecs have been transformed from the ugly duckling that muddled through the first-ever Mountain West Conference campaign with an 0-14 record into a program that has produced three .500 or better campaigns in the last five seasons, advanced to postseason play twice in the last four years, claimed a conference championship and the first Division I postseason victory in school history.

It is a school that now regularly goes toe-to-toe with the West's best basketball programs on the court and in the recruiting wars. It may be the new program on the block but seniority rarely matters in the changing world of college athletics.

When Fisher arrived on the scene, he found a basketball program that wasn't good enough to be called average. The Aztecs had suffered through 13 losing seasons in 14 years. Members of the school's last NCAA team were in the early stages of middle age. The expectations were in place all right. The Aztecs were expected and expecting to lose. The year before his arrival San Diego State won just four games.

The hiring only dates back to March of 1999, so referring to the "Steve Fisher Era" at San Diego State might be considered a bit premature. But with the Aztec banner now flying over the Mountain West Conference, there is little doubt that San Diego State basketball has reached a new level.

On March 26, 1999, San Diego State announced its arrival on the basketball scene in the form of a news conference to introduce its new coach, Steve Fisher. Fresh from a stint with the Sacramento Kings and with three appearances in the Final Four and a national championship in his pocket, he rolled up his sleeves and went to work. And work was needed. It looked to be a daunting challenge and yet the man with one of the highest winning percentages in NCAA Tournament history had no reservations.

No head-coaching career, at any level, started quicker than that

of Steve Fisher. Six games into his head-coaching career he was undefeated and sporting a national championship ring. And the success didn't stop with the national title.

Fisher's eight-plus seasons at the University of Michigan produced a 184-82 (.692) record, nine postseason tournament berths and three trips to the NCAA championship game, including the magical run to the 1989 national title.

Under Fisher, the Wolverines also claimed an NIT championship, won at least 20 games four times and finished among the top three in the powerful Big Ten Conference five times. In 1995, Michigan set a league record by holding opponents to just 39.4 percent shooting from the floor.

Fisher and Company raised the bar even higher in the postseason. His seven NCAA Tournament teams at Michigan combined for a 20-6 record, ranking him fourth among active coaches and ninth in NCAA history with a winning percentage of .769 in the national bracket. Only 13 coaches have taken more teams to the Final Four, including just five that are still active. He is one of three coaches to take three squads to the Final Four in the first five years of a head-coaching career, and one of just six coaches to lead a team to the championship of the NIT as well as the NCAA.

His accomplishments may be even greater at San Diego State. In 2001-02 he led the Aztecs to the postseason for the first time since 1985 and for just the fourth time ever. The 21 wins were second most for the school as a Division I program and the most since 1985. The fact that those numbers came after just three seasons signifies what is one of the great recent turnarounds in college basketball.

He followed that up with a third consecutive season with a .500 or better record in 2002-03 and led San Diego State back to the postseason for the second consecutive season for only the second time in the school's Division I history. In addition, SDSU claimed its first Division I postseason victory with a win in the NIT.

The future looks even brighter. The Aztecs return four starters to go along with another nationally-ranked recruiting class have SDSU fans looking forward to the 2005-06 campaign.

► Steve Fisher Year-By-Year

Year	School	W	L	Pct.	Conference			Postseason/Honors
					W	L	Pct.	
1989	Michigan	6	0	1.000	-	-	-	NCAA Champions
1989-90	Michigan	23	8	.742	12	6	.667	NCAA Second Round
1990-91	Michigan	14	15	.483	7	11	.389	NIT First Round
1991-92	Michigan	25	9	.735	11	7	.611	NCAA Runner-Up, <i>Basketball Times</i> Coach of the Year
1992-93	Michigan	31	5	.861	15	3	.833	NCAA Runner-Up
1993-94	Michigan	24	8	.750	13	5	.722	NCAA Regional Finalist
1994-95	Michigan	17	14	.548	11	7	.611	NCAA First Round
1995-96	Michigan	20	12	.625	10	8	.556	NCAA First Round
1996-97	Michigan	24	11	.686	9	9	.500	NIT Champions
Eight Full Seasons at UM		184	82	.692	88	56	.611	7 NCAA Tournaments, 9 Postseason Appearances
Year	School	W	L	Pct.	W	L	Pct.	Postseason/Honors
1999-00	San Diego State	5	23	.179	0	14	.000	
2000-01	San Diego State	14	14	.500	4	10	.286	8th-most improved team in the country (Sagarin Ratings)
2001-02	San Diego State	21	12	.636	7	7	.500	NCAA First Round; Aztecs' first NCAA trip since 1985
2002-03	San Diego State	16	14	.552	6	8	.429	NIT Second Round; Aztecs reach postseason in consecutive yrs
2003-04	San Diego State	14	16	.483	5	9	.357	Two players that earned all-league honors return in 04-05
2004-05	San Diego State	11	18	.379	4	10	.286	Young Aztecs drop seven gms. by four pts. or less or OT
2005-06	San Diego State	10	6	.625	3	1	.750	
Seventh Seasons at SDSU		91	103	.469	29	59	.329	Consecutive Postseason Appearances
		W	L	Pct.	W	L	Pct.	Postseason/Honors
15th-Full Season Career		275	185	.598	116	114	.504	8 NCAA Tournaments, 11 Postseason Appearances

Career Highs**Points**

Career 9 vs. UCSB, 12-17-05

Rebounds

Career 4 vs. PLNU, 12-3-05

Assists

Career 1 vs. UCSB, 12-17-05

Field Goals

Career 3 vs. UCSB, 12-17-05

Field Goals Attempted

Career 4 vs. UCSB, 12-17-05

Three-Point Field Goals

Career none

Three-Point FG Attempted

Career none

Free Throws

Career 3 vs. UCSB, 12-17-05

Free Throws Attempted

Career 5 vs. UCSB, 12-17-05

Steals

Career 2 vs. UCSB, 12-17-05

Blocked Shots

Career 2 vs. Albany, 11-26-05

Minutes Played

Career 14 vs. UMBC, 12-20-05

14 vs. UCSB, 12-17-05

00 • Brett Hoerner

Forward • 6-11 • 206 • Freshman • Fullerton, Calif. (Fullerton High)



Played in 11 of 16 games of the season... Played a career-high 14 minutes in games against UC Santa Barbara (12-17-05) and Maryland-Baltimore County (12-20-05)... Has seen at least 10 minutes of action in four games this season... Established career highs in eight different categories against UC Santa Barbara, including points (9), rebounds (4), assists (1), field goals (3), field goals attempted (4), free throws (3), free throws attempted (5), steals (2) and minutes played (14)... Missed his first game of the season against Washington State (12-10-05)... Posted 23 points, 12 rebounds and four blocked shots in 82 total minutes this season... The four blocked shots are the fifth highest total on the team... Had four points (2-2 free throws) against Point Loma Nazarene (12-3-05)... Produced a strong 10-minute performance against Albany (11-26-05), where he had had four points and a career-high two blocked shots... Has been active while he has been on the court this season.

2005-06 Game-By-Game Statistics

Date	Opponent	S	MP	FG-FGA	3FG-FGA	FT-FTA	REB	PF	A	TO	BK	S	TP
N.17	at Alaska Fairbanks		3	0-0	0-0	0-0	0-0-0	2	0	0	0	0	0
N.19	vs. Illinois-Chicago		2	0-0	0-0	1-2	0-0-0	0	0	0	0	0	1
N.20	vs. So. Mississippi		9	1-3	0-0	0-0	0-2-2	2	0	0	0	0	2
N.26	Albany		10	2-3	0-0	0-0	1-0-1	1	0	1	2	0	4
N.30	at San Diego		5	0-1	0-0	0-0	1-1-2	2	0	0	1	0	0
D.3	Point Loma Nazarene		11	1-3	0-0	2-2	1-3-4	1	0	2	0	0	4
D.6	at California		2	0-0	0-0	0-0	0-0-0	1	0	1	1	0	0
D.10	Washington State		Did Not Play - CD										
D.17	UC Santa Barbara		14	3-4	0-0	3-5	0-1-1	1	1	2	0	2	9
D.20	Maryland-Baltimore Co.		14	0-0	0-0	0-0	1-0-1	2	0	2	0	0	0
D.27	at Providence		5	1-2	0-0	0-1	0-0-0	2	0	0	0	0	2
D.31	Loyola Marymount		7	0-0	0-0	1-2	0-1-1	1	0	0	0	0	1
J.4	*Colorado State		Did Not Play - CD										
J.7	*at Air Force		Did Not Play - CD										
J.11	*at Utah		Did Not Play - CD										
J.14	*UNLV		Did Not Play - CD										
J.18	*at TCU												
J.21	*Brigham Young												
J.25	*New Mexico												
J.28	*at Wyoming												
F.4	*at Colorado State												
F.8	*Air Force												
F.11	*Utah												
F.16	*at UNLV												
F.18	*TCU												
F.22	*at Brigham Young												
F.25	*at New Mexico												
M.1	*Wyoming												
M.3	South Dakota State												
M.7-11	at Mountain West Conference Championships												

► Hoerner Career Statistics

Year	G-GS	Min.-Avg.	FG-FGA	Pct.	3P-3PA	Pct.	FT-FTA	Pct.	OR	DR	Reb	Avg.	PF-D	AT	TO	BS	ST	Pts.	Avg.
05-06	11-0	82-7.5	8-16	.500	0-0	.000	7-12	.583	4	8	12	1.1	15-0	1	8	4	2	23	2.1

Season/Career Highs

Points

Season 25 vs. LMU, 12-31-05
Career 37 at UNLV, 1-15-05

Rebounds

Season 6 at Utah, 1-11-06
Career 9 vs. Monmouth, 11-22-04

Assists

Season 8 at Utah, 1-11-06
Career 9 vs. UCSD, 11-27-04

Field Goals

Season 8 at Utah, 1-11-06
8 at Air Force, 1-7-06
8 vs. LMU, 12-31-05
Career 12 vs. Wyoming, 1-22-05
12 at UNLV, 1-15-05

Field Goals Attempted

Season 17 at Utah, 1-11-06
Career 24 at CSU, 2-19-05

Three-Point Field Goals

Season 5 at Air Force, 1-7-06
5 vs. LMU, 12-31-05
Career 5 at Air Force, 1-7-06
5 vs. LMU, 12-31-05
5 at Utah, 3-5-05
5 vs. Ohio State, 11-24-03

Three-Point Field Goals Attempted

Season 9 at Utah, 1-11-06
9 vs. LMU, 12-31-05
9 at San Diego, 11-30-05
9 vs. Ill.-Chicago, 11-19-05
Career 10 - four times

Free Throws

Season 9 vs. UNLV, 1-14-06
Career 17 vs UNLV, 2-12-05

Free Throws Attempted

Season 13 vs. UNLV, 1-14-06
Career 17 vs UNLV, 2-12-05

Steals

Season 3 at Utah, 1-11-06
3 vs. LMU, 12-31-05
3 at San Diego, 11-30-05
Career 5 vs. UCSD, 11-27-04

Blocked Shots

Season 1 at Utah, 1-11-06
Career 1 at Utah, 1-11-06
1 vs. CSU, 1-24-05
1 at Iowa State, 12-28-04
1 vs. UCSB, 11-19-04

Minutes Played

Season 39 at Air Force, 1-7-06
Career 43 at CSU, 1-24-04

1 • Brandon Heath

Guard • 6-4 • 198 • Junior • Los Angeles, Calif. (Westchester High)



MWC Rankings (as of 1/15): 1st in scoring, 1st in free throw percentage, 1st in three-point field goals made, 6th in three-point field goal percentage, 11th in assists, 12th in steals

SDSU Career Rankings: 2nd in three-point field goals, 6th in scoring average, 7th in free throw percentage, 8th in free throws~, 8th in games started^, 8th in steals, 8th in scoring, 9th in field goals~, 10th in minutes played^, 16th in assists. (~ - Division I era. ^ - record kept since 1978-79 season)

MWC Player of the Week for the period ending Jan. 15... A preseason all-MWC selection by the conference

media and the preseason conference player of the year as selected by cbssportsline.com and Blue Ribbon... Became the 21st player in school history to record 1,000 career points on Nov. 20 against Southern Miss... At his current pace, he will end the season ranked third on the SDSU scoring charts behind Michael Cage and Anthony Watson... Scored 20-plus points in five consecutive games for the first time in his career (broken vs. UNLV (1-14-06))... Had a recent streak of five straight games (Dec. 27-Jan. 11) where he shot 50 percent from the field (38-76 FG)... At Utah (1-11-06), posted 21 points, grabbed a season-high six rebounds and led the team in assists with eight... Scored a season-high 25 points against LMU (12-31-05)... Made at least four three-pointers in five of his last six games... In 75 career games, he has posted 62 double-digit scoring games, 30 games with at least 20 points and two games with 30 or more points... Had a streak of 15 consecutive games with 10 or more points, one short of his career long, broken at Cal (12-6-05)... In his two-plus seasons at SDSU, he has led the Aztecs in scoring 33 times, rebounding three times and assists 24 times... SDSU is 10-4 when Heath shoots 50 percent or better from the field in his career... Aztecs are 6-3 this season when he scores 20-plus points... Tallied 20-plus points in 12 of his last 19 games dating back to last season.

2005-06 Game-By-Game Statistics

Date	Opponent	S	MP	FG-FGA	3FG-FGA	FT-FTA	REB	PF	A	TO	BK	S	TP
N.17	at Alaska Fairbanks	S	34	6-15	3-8	8-9	1-4-5	0	3	4	0	1	23
N.19	vs. Illinois-Chicago	S	34	7-16	4-9	0-0	0-1-1	3	5	4	0	0	18
N.20	vs. So. Mississippi	S	29	5-11	3-6	3-4	1-1-2	1	2	1	0	0	16
N.26	Albany	S	33	7-13	3-5	3-4	0-2-2	0	1	3	0	1	20
N.30	at San Diego	S	36	7-16	3-9	7-8	2-0-2	2	1	6	0	3	24
D.3	Point Loma Nazarene	S	31	5-13	2-5	8-8	1-2-3	2	3	2	0	2	20
D.6	at California	S	27	3-8	2-4	0-0	0-1-1	0	1	9	0	1	8
D.10	Washington State	S	32	1-13	0-6	0-0	0-3-3	2	2	2	0	0	2
D.17	UC Santa Barbara	S	30	4-13	2-6	5-6	0-4-4	2	4	4	0	1	15
D.20	Maryland-Baltimore Co.	S	33	4-11	0-3	3-4	0-4-4	2	3	6	0	1	11
D.27	at Providence	S	35	7-15	4-8	4-4	0-2-2	2	2	5	0	2	22
D.31	Loyola Marymount	S	37	8-16	5-9	4-4	1-3-4	2	3	6	0	3	25
J.4	*Colorado State	S	35	7-15	4-7	4-5	0-1-1	1	1	1	0	1	22
J.7	*at Air Force	S	39	8-13	5-7	0-0	0-2-2	1	2	4	0	1	21
J.11	*at Utah	S	38	8-17	4-9	1-2	1-5-6	1	8	3	1	3	21
J.14	*UNLV	S	35	4-13	0-3	9-13	0-4-4	2	5	2	0	1	17
J.18	*at TCU												
J.21	*Brigham Young												
J.25	*New Mexico												
J.28	*at Wyoming												
F.4	*at Colorado State												
F.8	*Air Force												
F.11	*Utah												
F.16	*at UNLV												
F.18	*TCU												
F.22	*at Brigham Young												
F.25	*at New Mexico												
M.1	*Wyoming												
M.3	South Dakota State												
M.7-11	at Mountain West Conference Championships												

SDSU Career Scoring

Rk	DI	Name, Years	Points
1.	1.	Michael Cage, 81-82-83-84	1,846
2.	2.	Anthony Watson, 83-84-85-86	1,735
3.	-	Tony Pinkins, 55-56-57	1,475
4.	-	Bob Brady, 52-53-54	1,389
5.	3.	Steve Copp, 73-74-75-76	1,307
6.	-	Al Skalecky, 66-67-68	1,271
7.	4.	Tony Ross, 87-88-89	1,259
8.	5.	•Brandon Heath, 04-05-06	1,230
9.	6.	Chad Nelson, 94-95-96-97	1,225
10.	7.	Will Connelly, 75-76-77	1,188
10.	-	Von Jacobsen, 69-70-71	1,188
12.	-	Bernie Finlay, 58-59-60	1,110
13.	8.	•Myron Epps, 99-00-01-02	1,090
14.	9.	Eddie Morris, 80-81-82-83	1,089
15.	-	Danny Newport, 54-55-56	1,048

Rk. - Indicates SDSU career rank; DI - Indicates Division I era rank. • - Indicates Fisher era player.

► Heath Career Statistics

Year	G-GS	Min.-Avg.	FG-FGA	Pct.	3P-3PA	Pct.	FT-FTA	Pct.	OR	DR	Reb	Avg.	PF-D	AT	TO	BS	ST	Pts Avg.
03-04	30-26	897-29.9	144-368	.391	48-160	.300	77-110	.700	23	57	80	2.7	58-0	53	66	0	41	413 13.8
04-05	29-28	997-34.4	176-432	.407	48-151	.318	132-161	.820	21	80	101	3.5	53-1	107	104	3	63	532 18.3
05-06	16-16	538-33.6	91-218	.417	44-104	.423	59-71	.831	7	39	46	2.9	23-0	46	62	1	21	285 17.8
Totals	75-70	2432-32.4	411-1018	.404	140-415	.337	268-342	.784	51	176	227	3.0	134-1	206	232	4	125	1230 16.4

Career Highs

Points

Career 16 vs. LMU, 12-31-05

Rebounds

Career 7 vs. LMU, 12-31-05

Assists

Career 6 at Air Force, 1-7-06
6 vs. Colorado St., 1-4-06
6 vs. LMU, 12-31-05
6 at San Diego, 11-30-05

Field Goals

Career 5 vs. LMU, 12-31-05

Field Goals Attempted

Career 8 vs. UNLV, 1-14-06
8 at Air Force, 1-7-06

Three-Point Field Goals

Career 2 vs. LMU, 12-31-05

Three-Point FG Attempted

Career 4 at Air Force, 1-7-06
4 vs. Colorado St., 1-4-06

Free Throws

Career 6 vs. Colorado St., 1-4-06

Free Throws Attempted

Career 9 at Alaska-Fair., 11-17-05

Steals

Career 5 vs. LMU, 12-31-05

Blocked Shots

Career 1 at Providence, 12-27-05

Minutes Played

Career 38 vs. LMU, 12-31-05

3 • Richie Williams

Guard • 5-9 • 158 • Freshman • Spring Valley, Calif. (Steele Canyon High)



MWC Rankings (as of 1/15): 5th in assists, 5th in assist/turnover ratio, 10th in steals

Started the first nine games of the season and has started 15 of 16 games at the point guard position for SDSU... Became just the ninth freshmen to start a season-opening game for Steve Fisher (joining Juwan Howard, Jalen Rose, Chris Webber, Jerod Ward, Albert White, Bradley Jackson, Steve Sir and Brandon Heath)... Has 45 assists and 34 turnovers in his last 12 games, covering 323 minutes... Played 22 or more minutes in 12 of 16 games this season... Has seven multiple steal games this season

and is tied for first on the team with 22 steals... Currently leads the team in assists... Since assists became an official stat in 1978-79, only five freshmen have led the team in that category Mark Delsman (1973-74), Jason Hamilton (1992-93), Chad Nelson (1993-94), Raymond King (1995-96) and Bradley Jackson (1999-00)... Only Jackson, King and Hamilton led SDSU in both assists and steals as a freshman... Led the Aztecs in assists nine times this season, including eight of the last 13 contests... Earlier this season, he led the team outright in assists in five consecutive games, becoming the first Aztec player to do that since Wesley Stokes did it during the 2003-04 campaign... Phenomenally quick off the dribble, he has the ability to advance the ball quickly in transition... Has shown the ability to finish at the basket as well as make the open three-point shot... Equaled his season high for assists with six in three straight games (vs. LMU, vs. CSU, at AFA)... Had his best game of his career as he recorded career highs in points (16), rebounds (7), assists (6), steals (5), field goals (5), three-point field goals (2) and minutes played (38) vs. LMU (12-31-05)... Had a career-high six assists and four steals at USD (11-30-05)... Recorded 10 points, five assists and no turnovers in 24 minutes against Albany (11-26-05)... Shot 50 percent or better from the field in three consecutive games earlier this year... Posted three straight games with multiple steals (broken against PLNU on 12-3-05).

2005-06 Game-By-Game Statistics

Date	Opponent	S	MP	FG-FGA	3FG-FGA	FT-FTA	REB	PF	A	TO	BK	S	TP
N.17	at Alaska Fairbanks	S	31	1-4	0-1	5-9	0-4-4	2	4	4	0	0	7
N.19	vs. Illinois-Chicago	S	26	3-6	0-1	1-1	1-1-2	1	1	2	0	2	7
N.20	vs. So. Mississippi	S	16	1-2	1-1	0-0	0-1-1	2	3	4	0	2	3
N.26	Albany	S	24	2-3	1-2	5-7	0-2-2	2	5	0	0	2	10
N.30	at San Diego	S	26	0-7	0-1	0-0	0-1-1	3	6	1	0	4	0
D.3	Point Loma Nazarene	S	22	2-2	0-0	0-0	0-2-2	0	4	2	0	0	4
D.6	at California	S	25	0-1	0-0	0-0	0-3-3	2	5	2	0	2	0
D.10	Washington State	S	24	1-5	0-2	4-5	0-1-1	3	3	4	0	0	6
D.17	UC Santa Barbara	S	20	0-2	0-0	1-2	0-1-1	1	0	3	0	0	1
D.20	Maryland-Baltimore Co.		10	1-3	1-2	0-0	0-1-1	1	1	3	0	0	3
D.27	at Providence	S	24	1-5	0-2	0-0	0-4-4	4	0	2	1	0	2
D.31	Loyola Marymount	S	38	5-6	2-3	4-5	2-5-7	1	6	4	0	5	16
J.4	*Colorado State	S	33	1-5	0-4	6-6	0-2-2	2	6	5	0	3	8
J.7	*at Air Force	S	32	3-8	1-4	0-0	0-3-3	0	6	3	0	0	7
J.11	*at Utah	S	17	1-1	0-0	2-3	1-1-2	4	0	3	0	1	4
J.14	*UNLV	S	28	4-8	1-3	0-0	0-1-1	1	3	2	0	1	9
J.18	*at TCU												
J.21	*Brigham Young												
J.25	*New Mexico												
J.28	*at Wyoming												
F.4	*at Colorado State												
F.8	*Air Force												
F.11	*Utah												
F.16	*at UNLV												
F.18	*TCU												
F.22	*at Brigham Young												
F.25	*at New Mexico												
M.1	*Wyoming												
M.3	South Dakota State												
M.7-11	at Mountain West Conference Championships												

SDSU Freshmen Assists

Rk	Name, Year	Assists
1.	Raymond King, 1995-96	150
2.	Mark Delsman, 1973-74	120
3.	•Bradley Jackson, 1999-00	101
4.	Jason Hamilton, 1992-93	97
5.	Chad Nelson, 1993-94	90
6.	Anthony Watson, 1982-83	85
7.	Tracy Dildy, 1985-86	73
8.	Chris McKinney, 1990-91	61
9.	David Abramowitz, 1993-94	55
10.	•Brandon Heath, 2003-04	53
10.	•Richie Williams, 2005-06	53

Rk. - Indicates SDSU freshman rank; • - Indicates Fisher era player.

Williams Career Statistics

Year	G-GS	Min.-Avg.	FG-FGA	Pct.	3P-3PA	Pct.	FT-FTA	Pct.	OR	DR	Reb	Avg.	PF-D	AT	TO	BS	ST	Pts	Avg.
05-06	16-15	396-24.8	26-68	.382	7-26	.269	28-38	.737	4	33	37	2.3	29-0	53	44	1	22	87	5.4

Season/Career Highs

Points

Season 15 at California, 12-6-05
 Career 15 at California, 12-6-05
 15 at UCSB, 12-4-04

Rebounds

Season 3 vs. Albany, 11-26-05
 Career 5 vs. UCSB, 12-2-02

Assists

Season 3 at Providence, 12-27-05
 3 at San Diego, 11-30-05
 Career 4 vs. Wyoming, 1-22-05
 4 at Arizona, 12-22-03

Field Goals

Season 5 at California, 12-6-05
 Career 6 at UCSB, 12-4-04

Field Goals Attempted

Season 11 at California, 12-6-05
 Career 11 at California, 12-6-05

Three-Point Field Goals

Season 4 vs. UMB, 12-20-05
 4 at San Diego, 11-30-05
 4 vs. So. Miss., 11-20-05
 Career 4 vs. UMB, 12-20-05
 4 at San Diego, 11-30-05
 4 vs. So. Miss., 11-20-05

Three-Point Field Goals

Attempted

Season 8 - four times
 Career 8 - five times

Free Throws

Season 2 vs. UNLV, 1-14-06
 2 at California, 12-6-05
 2 vs. Albany, 11-26-05
 Career 4 vs. Wyoming, 1-22-05

Free Throws Attempted

Season 4 at California, 12-6-05
 Career 4 at California, 12-6-05
 4 vs. Wyoming, 1-22-05
 4 vs. EWU, 12-20-03

Steals

Season 2 vs. UNLV, 1-14-06
 2 vs. PLNU, 12-3-05
 Career 3 - five times

Blocked Shots

Season 1 at San Diego, 11-30-05
 Career 1 at San Diego, 11-30-05

Minutes Played

Season 29 at Utah, 1-11-06
 29 vs. UCSB, 12-17-05
 29 vs. Ill.-Chicago, 11-19-05
 Career 40 vs. UCSB, 11-19-04

15 • John Sharper

Guard • 6-0 • 190 • Senior • Oakland, Calif. (St. Mary's High)



MWC Rankings (as of 1/15): 2nd in three-point field goals made, 3rd in three-point field goal percentage
SDSU Career Rankings: 3rd in three-point field goal percentage, 4th in three-point field goals, 15th in games played

Originally a walk-on, Sharper has developed into a key component on a team picked to win the MWC... One of the best long-range shooters in school history... Has connected on 127-of-315 (40.3 percent) three-point field goals in his four seasons at SDSU. That percentage ranks third all-time in San Diego State history...

With his trio of three-point baskets at Utah (1-11-06), he moved into fourth place all-time in school history for career three-point field goals... Has made multiple threes in 13 of his last 14 games (made only one against Air Force (1-7-06))... In his last 14 games, he has made 38-of-81 (46.9 percent) from beyond the arc... After uncharacteristically committing three turnovers in the opening game of the season, he has only nine turnovers in his last 15 games (347 mins.)... In his career, he has averaged one turnover every 23.6 minutes... This season it is one turnover every 30.8 minutes... Made 27 of his last 32 free throw attempts dating back to last season (84.4 percent)... Has made 46 more three-point field goals (127) than he has turnovers (81) in his career... Tied a career-high with 15 points at California (12-6-05)... Missed two free throws against the Golden Bears, marking the first game in which Sharper has missed two free throws since Feb. 2, 2004, when he went 2-for-4 from the line against New Mexico... In between those two games he went 28-of-30 (93.3 percent) from the line... Averages 14.9 points per 40 minutes.

SDSU Career 3-Point FGs

Rk	Name, Years	3FG
1.	Tony Ross, 87-88-89	270
2.	•Brandon Heath, 04-05-06	140
3.	Jason Richey, 97-98	136
4.	•John Sharper, 03-04-05-06	127
5.	Chad Nelson, 94-95-96-97	122
6.	Michael Best, 89-90	107

SDSU Career 3-Point Pct.

Rk	Name, Years	3FG Pct.
1.	Tony Ross, 87-88-89	45.8
2.	•Al Faux, 01-02	41.4
3.	•John Sharper, 03-04-05-06	40.3
4.	•Steve Sir, 03-04	39.8
5.	Michael Best, 89-90	36.6

Rk. - Indicates SDSU career rank; DI - Indicates Division I era rank. • - Indicates Fisher era player.

2005-06 Game-By-Game Statistics

Date	Opponent	S	MP	FG-FGA	3FG-FGA	FT-FTA	REB	PF	A	TO	BK	S	TP
N.17	at Alaska Fairbanks	S	20	1-5	0-3	0-0	0-2-2	0	1	3	0	0	2
N.19	vs. Illinois-Chicago		29	3-9	2-7	0-0	0-0-0	2	1	0	0	0	8
N.20	vs. So. Mississippi		13	4-4	4-4	0-0	0-0-0	1	0	0	0	0	12
N.26	Albany		20	3-7	3-7	2-2	3-0-3	1	0	0	0	0	11
N.30	at San Diego		28	4-6	4-6	0-0	0-1-1	1	3	1	1	1	12
D.3	Point Loma Nazarene		28	2-7	2-5	0-0	0-2-2	3	1	1	0	2	6
D.6	at California		23	5-11	3-8	2-4	1-0-1	3	1	0	0	0	15
D.10	Washington State		20	2-8	2-8	1-2	1-1-2	3	0	1	0	0	7
D.17	UC Santa Barbara		29	2-9	2-8	0-0	0-1-1	0	1	0	0	0	6
D.20	Maryland-Baltimore Co.		24	4-8	4-8	0-0	1-0-1	0	0	3	0	0	12
D.27	at Providence		20	2-7	2-7	0-0	1-1-2	1	3	0	0	0	6
D.31	Loyola Marymount		16	4-6	3-4	0-0	0-1-1	0	1	1	0	0	11
J.4	*Colorado State		20	2-4	2-4	0-0	0-0-0	2	1	1	0	0	6
J.7	*at Air Force		24	1-4	1-2	0-0	0-0-0	4	2	1	0	1	3
J.11	*at Utah		29	3-6	3-4	0-0	1-1-2	0	1	0	0	1	9
J.14	*UNLV		24	3-6	3-6	2-2	0-2-2	1	1	0	0	2	11
J.18	*at TCU												
J.21	*Brigham Young												
J.25	*New Mexico												
J.28	*at Wyoming												
F.4	*at Colorado State												
F.8	*Air Force												
F.11	*Utah												
F.16	*at UNLV												
F.18	*TCU												
F.22	*at Brigham Young												
F.25	*at New Mexico												
M.1	*Wyoming												
M.3	South Dakota State												
M.7-11	at Mountain West Conference Championships												

► Sharper Career Statistics

Year	G-GS	Min.-Avg.	FG-FGA	Pct.	3P-3PA	Pct.	FT-FTA	Pct.	OR	DR	Reb	Avg.	PF-D	AT	TO	BS	ST	Pts.	Avg.
02-03	28-0	236-8.4	16-38	.421	14-32	.438	6-10	.600	5	18	23	0.8	21-0	16	12	0	8	52	1.9
03-04	29-5	520-17.9	38-97	.392	30-75	.400	14-18	.778	5	22	27	0.9	46-2	26	19	0	26	120	4.1
04-05	29-20	788-27.2	56-150	.373	43-117	.368	20-22	.909	6	26	32	1.1	40-0	38	38	0	33	175	6.0
05-06	16-1	369-23.1	45-107	.421	40-91	.440	7-10	.700	8	12	20	1.3	22-0	17	12	1	7	137	8.6
Totals	102-26	1913-18.8	155-392	.395	127-315	.403	47-60	.783	24	78	102	1.0	129-2	97	81	1	74	484	4.7

Season/Career Highs**Points**

Season 13 at Alaska Fair., 11-17-05
 Career 13 at Alaska Fair., 11-17-05

Rebounds

Season 8 vs. LMU, 12-31-05
 Career 8 vs. LMU, 12-31-05
 8 vs. BYU, 2-7-05

Assists

Season 4 vs. Albany, 11-26-05
 Career 4 vs. Albany, 11-26-05

Field Goals

Season 5 vs. LMU, 12-31-05
 5 vs. Albany, 11-26-05
 Career 6 vs. BYU, 2-7-05

Field Goals Attempted

Season 6 vs. Albany, 11-26-05
 6 vs. So. Miss., 11-20-05
 Career 11 vs. BYU, 2-7-05

Three-Point Field Goals

Season
 Career

Three-Point Field Goals Attempted

Season
 Career

Free Throws

Season 3 at Alaska Fair., 11-17-05
 Career 4 at LMU, 12-18-04

Free Throws Attempted

Season 6 vs. UNLV, 2-12-05
 Career 6 vs. UNLV, 2-12-05

Steals

Season
 Career 2 vs. South Dakota State, 1-3-05
 2 at Wyoming, 2-21-05

Blocked Shots


Season 4 at Providence, 12-27-05
 Career 4 at Providence, 12-27-05

Minutes Played

Season 32 at Alaska Fair., 11-17-05
 Career 32 at Alaska Fair., 11-17-05
 32 vs. New Mexico, 2-26-05

20 • Trimaine Davis

Forward • 6-7 • 235 • Senior • West Pittsburg, Calif. (West Pittsburg High)

**MWC Rankings (as of 1/15):** 7th in blocked shots

Captain of the 2005-06 Aztec team, "Train" is the heart and soul of San Diego State basketball... Played in the last eight games after missing four straight contests due to surgery on his right knee to remove a bone chip on Nov. 30, 2005... In his last five games, he is 10-for-12 from the field... In just eight minutes of action against Colorado State (1-6-05), the senior scored six points on 3-of-3 shooting and collected a pair of rebounds... Put forth an efficient performance against LMU (12-31-05) by scoring 10 points on 5-for-5 shooting and grabbing eight rebounds in just 23 minutes of action... Scored six points on 3-of-4 shooting in 25 minutes against UC Santa Barbara (12-17-05) and followed that up with eight points and six rebounds vs. Maryland-Baltimore County (12-20-05)... A big-time athlete who has seen increased playing time this season before surgery... In 12 games this season he has already set or tied career highs for scoring (13), assists (4), free throws attempted (6), blocked shots (4) and minutes played (32)... Has seven double-figure scoring games in his last 21 outings after scoring 10+ points in just one of his first 61 games... Made 31-of-46 attempts from the field this season (67.4 percent) and is a 59.7 percent shooter from the floor in his career... That is the best career field goal percentage by any Aztec player with at least 68 field goal attempts... Made 12-of-19 free throws this season after entering the campaign as a career 51.9 percent shooter... His averages prorated over 40 minutes are 12.3 points, 5.9 rebounds and 2.3 blocked shots... Has just nine turnovers this season... After going 0-for-3 from the line against UC Santa Barbara, Davis shot 300 free throws the following day in an effort to get his stroke back to the line... He has responded by going 4-for-6 from the line in his last seven games.

2005-06 Game-By-Game Statistics

Date	Opponent	S	MP	FG-FGA	3FG-FGA	FT-FTA	REB	PF	A	TO	BK	S	TP
N.17	at Alaska Fairbanks	S	32	5-6	0-0	3-4	1-2-3	1	0	0	3	0	13
N.19	vs. Illinois-Chicago	S	21	3-4	0-0	1-1	1-0-1	3	0	0	0	0	7
N.20	vs. So. Mississippi	S	17	4-6	0-0	2-2	1-0-1	3	0	0	1	0	10
N.26	Albany	S	29	2-5	0-0	2-3	2-2-4	3	4	2	1	0	6
N.30	at San Diego			Did Not Play - Injured									
D.3	Point Loma Nazarene			Did Not Play - Injured									
D.6	at California			Did Not Play - Injured									
D.10	Washington State			Did Not Play - Injured									
D.17	UC Santa Barbara		25	3-4	0-0	0-3	1-1-2	3	0	1	1	0	6
D.20	Maryland-Baltimore Co.	S	28	3-4	0-0	2-2	0-6-6	3	0	0	1	0	8
D.27	at Providence	S	22	1-5	0-0	2-2	1-3-4	2	0	0	4	0	4
D.31	Loyola Marymount		23	5-5	0-0	0-2	2-6-8	5	0	3	2	0	10
J.4	*Colorado State		8	3-3	0-0	0-0	1-1-2	0	0	0	0	0	6
J.7	*at Air Force		20	2-2	0-0	0-0	0-2-2	0	0	1	0	0	4
J.11	*at Utah		6	0-1	0-0	0-0	0-1-1	1	0	0	1	0	0
J.14	*UNLV		10	0-1	0-0	0-0	1-1-2	3	0	2	0	0	0
J.18	*at TCU												
J.21	*Brigham Young												
J.25	*New Mexico												
J.28	*at Wyoming												
F.4	*at Colorado State												
F.8	*Air Force												
F.11	*Utah												
F.16	*at UNLV												
F.18	*TCU												
F.22	*at Brigham Young												
F.25	*at New Mexico												
M.1	*Wyoming												
M.3	South Dakota State												
M.7-11	at Mountain West Conference Championships												

► Davis Career Statistics

Year	G-GS	Min.-Avg.	FG-FGA	Pct.	3P-3PA	Pct.	FT-FTA	Pct.	OR	DR	Reb	Avg.	PF-D	AT	TO	BS	ST	Pts.	Avg.
02-03	24-0	166-6.9	16-26	.615	0-0	.000	3-7	.429	4	22	26	1.1	36-2	1	6	2	5	35	1.5
03-04	17-0	89-5.2	11-23	.478	0-0	.000	4-6	.667	9	8	17	1.0	15-0	2	3	4	1	26	1.5
04-05	29-6	427-14.7	65-111	.586	0-0	.000	21-41	.512	39	29	68	2.3	61-1	6	14	10	14	151	5.2
05-06	12-6	241-20.1	31-46	.674	0-0	.000	12-19	.632	11	25	36	3.0	27-1	4	9	14	0	74	6.2
Totals	82-12	923-11.3	123-206	.597	0-0	.000	40-73	.548	63	84	147	1.8	139-4	13	32	30	20	286	3.5

Season/Career Highs**Points**

Season 9 vs. PLNU, 12-3-05
 Career 20 vs. Air Force, 2-28-05

Rebounds

Season 3 vs. UMBC, 12-20-05
 3 vs. So. Miss., 11-20-05
 Career 10 vs. UNLV, 2-12-05

Assists

Season 7 vs. So. Miss., 11-20-05
 Career 7 vs. So. Miss., 11-20-05

Field Goals

Season 4 vs. PLNU, 12-3-05
 Career 6 vs. UNLV, 2-12-05

Field Goals Attempted

Season 9 vs. PLNU, 12-3-05
 Career 12 at Utah, 3-5-05
 12 vs. UNLV, 2-12-05

Three-Point Field Goals

Season
 Career 1 vs. UCSD, 11-27-04
 1 vs. Monmouth, 11-22-04

Three-Point Field Goals

Attempted
 Season 1 vs. Albany, 11-26-05
 Career 3 vs. Monmouth, 11-22-04

Free Throws

Season 2 vs. UMBC, 12-20-05
 2 at California, 12-6-05
 Career 12 vs. Air Force, 2-28-05

Free Throws Attempted

Season 4 vs. UMBC, 12-20-05
 Career 13 vs. Air Force, 2-28-05

Steals

Season 3 vs. UMBC, 12-20-05
 Career 4 at Utah, 3-5-05
 4 at Wyoming, 2-21-05

Blocked Shots

Season 2 vs. UCSB, 12-17-05
 Career 2 vs. UCSB, 12-17-05

Minutes Played

Season 29 vs. So. Miss., 11-20-05
 Career 40 vs. UNLV, 2-12-05

21 • Matt Thomas

Guard • 6-3 • 191 • Sophomore • Riverside, Calif. (Martin Luther King High)



A sophomore with a wealth of experience... Played in all 30 games for San Diego State last season, making 11 starts... Made his first start of the 2005-06 season vs. Maryland-Baltimore County (12-20-05)... Recorded four assists against the Retrievers in 26 minutes of action... Scored in three consecutive games for the first time this season, a streak broken against Washington State (12-10-05)... Has one turnover or less in 11 of his last 14 games... Blocked a career high two shots against UC Santa Barbara (12-17-05)... Played 18 minutes and scored a season-high nine points against Point Loma Nazarene (12-3-05)... Made a season-high four field goals versus the Sea Lions... Had a career-high seven assists and just one turnover in 29 minutes of action against Southern Mississippi (11-20-05)... Played 13 or more minutes in six games this season... Has seven career double-figure scoring games.

2005-06 Game-By-Game Statistics

Date	Opponent	S	MP	FG-FGA	3FG-FGA	FT-FTA	REB	PF	A	TO	BK	S	TP
N.17	at Alaska Fairbanks		13	0-2	0-0	0-0	0-2-2	0	0	3	0	1	0
N.19	vs. Illinois-Chicago		1	0-0	0-0	0-0	0-0-0	0	0	0	0	0	0
N.20	vs. So. Mississippi		29	1-2	0-0	0-0	1-2-3	0	7	1	0	1	2
N.26	Albany		14	0-2	0-1	0-0	2-0-2	2	1	1	0	1	0
N.30	at San Diego		9	1-1	0-0	0-0	0-1-1	1	0	1	0	0	2
D.3	Point Loma Nazarene		18	4-9	0-0	1-3	1-1-2	1	0	1	0	0	9
D.6	at California		17	1-5	0-0	2-2	0-1-1	0	2	0	0	0	4
D.10	Washington State		10	0-2	0-0	0-0	1-0-1	0	0	1	0	1	0
D.17	UC Santa Barbara		6	0-0	0-0	0-0	0-0-0	0	0	0	2	0	0
D.20	Maryland-Baltimore Co. S		26	0-1	0-0	2-4	0-3-3	1	4	5	0	3	2
D.27	at Providence		9	0-0	0-0	0-0	0-0-0	3	2	2	0	1	0
D.31	Loyola Marymount		2	0-1	0-0	0-0	0-0-0	0	0	0	0	0	0
J.4	*Colorado State		3	0-0	0-0	0-0	0-0-0	0	0	1	0	0	0
J.7	*at Air Force		6	0-0	0-0	0-0	0-0-0	0	0	1	0	0	0
J.11	*at Utah		1	0-0	0-0	0-0	0-0-0	0	0	0	0	0	0
J.14	*UNLV	Did Not Play - CD											
J.18	*at TCU												
J.21	*Brigham Young												
J.25	*New Mexico												
J.28	*at Wyoming												
F.4	*at Colorado State												
F.8	*Air Force												
F.11	*Utah												
F.16	*at UNLV												
F.18	*TCU												
F.22	*at Brigham Young												
F.25	*at New Mexico												
M.1	*Wyoming												
M.3	South Dakota State												
M.7-11	at Mountain West Conference Championships												

► Thomas Career Statistics

Year	G-GS	Min.-Avg.	FG-FGA	Pct.	3P-3PA	Pct.	FT-FTA	Pct.	OR	DR	Reb	Avg.	PF-D	AT	TO	BS	ST	Pts.	Avg.
04-05	29-11	659-22.7	55-169	.325	2-18	.111	65-95	.684	37	61	98	3.4	51-1	43	37	4	32	177	6.1
05-06	15-1	164-10.9	7-25	.280	0-1	.000	5-9	.556	5	10	15	1.0	8-0	16	17	2	8	19	1.3
Totals	44-12	823-18.7	62-194	.320	2-19	.105	70-104	.673	42	71	113	2.6	59-1	59	54	6	40	196	4.5

Career Highs**Points**

Career 3 vs. So. Miss., 11-20-05

Rebounds

Career 5 vs. UMBC, 12-20-05

Assists

Career 3 vs. PLNU, 12-3-05

Field GoalsCareer 1 vs. UMBC, 12-20-05
1 vs. So. Miss., 11-20-05**Field Goals Attempted**Career 3 vs. UMBC, 12-20-05
3 vs. PLNU, 12-3-05**Three-Point Field Goals**

Career 1 vs. So. Miss., 11-20-05

Three-Point FG Attempted

Career 2 vs. UMBC, 12-20-05

Free ThrowsCareer 2 vs. WSU, 12-10-05
2 vs. Ill.-Chicago, 11-19-05**Free Throws Attempted**

Career 4 vs. Ill.-Chicago, 11-19-05

StealsCareer 1 vs. UMBC, 12-20-05
1 vs. PLNU, 12-3-05**Blocked Shots**

Career

Minutes Played

Career 15 vs. PLNU, 12-3-05

24 • Tim McGrath

Forward • 6-5 • 187 • Freshman • Santa Monica, Calif. (Santa Monica High)



A redshirt freshman who is working his way into the rotation... Played in 11 of the last 15 games for the Aztecs... Played 11 or more minutes five times, including four of his last 11 games... Played a season-high 15 minutes and dished out three assists against Point Loma Nazarene (12-3-05)... Recorded nine rebounds in three straight three games (30 minutes) earlier this season (vs. Washington State, UC Santa Barbara, UMBC)... Pulled down four rebounds in 13 minutes of action against Washington State (12-10-05)... Has nine points and 14 rebounds in 87 minutes of action this season... Has just three turnovers this season and played in six turnover free games before committing his first miscue... Redshirted last season and recorded a 6-10 high jump in high school.

2005-06 Game-By-Game Statistics

Date	Opponent	S	MP	FG-FGA	3FG-FGA	FT-FTA	REB	PF	A	TO	BK	S	TP
N.17	at Alaska Fairbanks			Did Not Play - CD									
N.19	vs. Illinois-Chicago		11	0-1	0-0	2-4	2-0-2	3	1	0	0	0	2
N.20	vs. So. Mississippi		9	1-1	1-1	0-0	0-1-1	1	0	0	0	0	3
N.26	Albany		2	0-1	0-1	0-0	0-0-0	0	0	0	0	0	0
N.30	at San Diego		3	0-0	0-0	0-0	0-0-0	0	0	0	0	0	0
D.3	Point Loma Nazarene		15	0-3	0-1	0-0	1-0-1	1	3	0	0	1	0
D.6	at California		12	0-1	0-1	0-0	0-1-1	1	1	0	0	0	0
D.10	Washington State		13	0-0	0-0	2-3	1-3-4	0	0	1	0	0	2
D.17	UC Santa Barbara		6	0-1	0-0	0-0	0-0-0	0	0	0	0	0	0
D.20	Maryland-Baltimore Co.		11	1-3	0-2	0-0	0-5-5	2	0	2	0	1	2
D.27	at Providence			Did Not Play - CD									
D.31	Loyola Marymount			Did Not Play - CD									
J.4	*Colorado State			Did Not Play - CD									
J.7	*at Air Force		2	0-0	0-0	0-0	0-0-0	0	0	0	0	0	0
J.11	*at Utah		3	0-1	0-1	0-0	0-0-0	0	0	0	0	0	0
J.14	*UNLV			Did Not Play - CD									
J.18	*at TCU												
J.21	*Brigham Young												
J.25	*New Mexico												
J.28	*at Wyoming												
F.4	*at Colorado State												
F.8	*Air Force												
F.11	*Utah												
F.16	*at UNLV												
F.18	*TCU												
F.22	*at Brigham Young												
F.25	*at New Mexico												
M.1	*Wyoming												
M.3	South Dakota State												
M.7-11	at Mountain West Conference Championships												

► McGrath Career Statistics

Year	G-GS	Min.-Avg.	FG-FGA	Pct.	3P-3PA	Pct.	FT-FTA	Pct.	OR	DR	Reb	Avg.	PF-D	AT	TO	BS	ST	Pts	Avg.
05-06	11-0	87-7.9	2-12	.167	1-7	.143	4-7	.571	4	10	14	1.3	8-0	5	3	0	2	9	0.8

Career Highs**Points**

Career 2 vs. Albany, 11-26-05

Rebounds

Career

Assists

Career

Field Goals

Career 1 vs. Albany, 11-26-05

Field Goals Attempted

Career 1 vs. Albany, 11-26-05

Three-Point Field Goals

Career

Three-Point FG Attempted

Career

Free Throws

Career

Free Throws Attempted

Career

Steals

Career 1 vs. WSU, 12-10-05

Blocked ShotsCareer 1 vs. WSU, 12-10-05
1 vs. Albany, 11-26-05**Minutes Played**

Career 13 vs. WSU, 12-10-05

30 • Chris Lamb

Forward • 6-10 • 231 • Freshman • Louisville, Colo. (Monarch High)



Saw significant time in the Washington State game (12-10-05)... Played 13 minutes and recorded a blocked shot and steal against the Cougars... Played in three games as a redshirt freshman this season... Played in the first games of his career vs. Southern Mississippi (11-20-05) and Albany (11-26-05)... Scored the first points of his career on his first collegiate shot attempt against Albany.

2005-06 Game-By-Game Statistics

Date	Opponent	S	MP	FG-FGA	3FG-FGA	FT-FTA	REB	PF	A	TO	BK	S	TP
N.17	at Alaska Fairbanks			Did Not Play - CD									
N.19	vs. Illinois-Chicago			Did Not Play - CD									
N.20	vs. So. Mississippi		3	0-0	0-0	0-0	0-0-0	1	0	0	0	0	0
N.26	Albany		2	1-1	0-0	0-0	0-0-0	2	0	0	1	0	2
N.30	at San Diego			Did Not Play - CD									
D.3	Point Loma Nazarene			Did Not Play - CD									
D.6	at California			Did Not Play - CD									
D.10	Washington State		13	0-0	0-0	0-0	0-0-0	2	0	1	1	1	0
D.17	UC Santa Barbara		1	0-0	0-0	0-0	0-0-0	1	0	0	0	0	0
D.20	Maryland-Baltimore Co.			Did Not Play - CD									
D.27	at Providence			Did Not Play - CD									
D.31	Loyola Marymount			Did Not Play - CD									
J.4	*Colorado State			Did Not Play - CD									
J.7	*at Air Force			Did Not Play - CD									
J.11	*at Utah			Did Not Play - CD									
J.14	*UNLV			Did Not Play - CD									
J.18	*at TCU												
J.21	*Brigham Young												
J.25	*New Mexico												
J.28	*at Wyoming												
F.4	*at Colorado State												
F.8	*Air Force												
F.11	*Utah												
F.16	*at UNLV												
F.18	*TCU												
F.22	*at Brigham Young												
F.25	*at New Mexico												
M.1	*Wyoming												
M.3	South Dakota State												
M.7-11	at Mountain West Conference Championships												

Lamb Career Statistics

Year	G-GS	Min.-Avg.	FG-FGA	Pct.	3P-3PA	Pct.	FT-FTA	Pct.	OR	DR	Reb	Avg.	PF-D	AT	TO	BS	ST	Pts	Avg.
05-06	4-0	19-4.8	1-1	100.0	0-0	.000	0-0	.000	0	0	0.0	0	6-0	0	1	2	1	2	0.5

Career Highs

Points

Career 18 at Providence, 12-27-05

Rebounds

Career 10 vs. Ill.-Chicago, 11-19-05

Assists

Career 3 vs. UNLV, 1-14-06

Field Goals

Career 8 vs. UCSB, 12-17-05

Field Goals Attempted

Career 12 vs. UMBC, 12-20-05

Three-Point Field Goals

Career 3 at Providence, 12-27-05

Three-Point FG Attempted

Career 4 at Providence, 12-27-05

Free Throws

Career 7 vs. LMU, 12-31-05

Free Throws Attempted

Career 8 vs. LMU, 12-31-05

Steals

Career 5 vs. UCSB, 12-17-05

Blocked Shots

Career 2 vs. LMU, 12-31-05
2 vs. PLNU, 12-3-05

Minutes Played

Career 32 at Providence, 12-27-05
32 vs. Ill.-Chicago, 11-19-05

33 • Kyle Spain

Forward • 6-5 • 218 • Freshman • Newark, Calif. (Newark Memorial High)



MWC Rankings (as of 1/15): 7th in offensive rebounding, 8th in rebounding, 10th in steals, 10th in defensive rebounding, 15th in field goal percentage

MWC player of the week for the week ending Dec. 18... Is just the third freshman to earn the weekly award in conference history joining former Aztec Evan Burns and Utah's Andrew Bogut... A pleasant surprise for the Aztecs this season and a player who may be the top freshman in the MWC... Played in all 16 games and has started 15 consecutive games for the Aztecs...

Played 25 or more minutes in every game this season

and is second on the team in total minutes behind junior Brandon Heath... Second on the team in rebounding (6.4) and fourth in scoring (10.3)... He is the leading freshman rebounder in the conference and ranks second in the MWC among freshmen in scoring... Made 29 of his last 40 free throw attempts after opening his career 4-for-14 from the line... Has eight double-digit scoring games this year and already owns a double-figure rebound game... By comparison, junior Marcus Slaughter, the preseason MWC player of the year, did not post his second double-figure scoring game until his 18th career game and did not pull down 10 rebounds in a game until the 10th game of his freshman campaign... SDSU is 7-1 when he scores 10 or more points... He is 62-of-124 from the floor this season and has connected on 50 percent or better from the field in 10 of 16 games... The Aztecs are 7-3 when he shoots 50 percent or better from the floor... Went 6-for-10 from the field en route to 13 points against Colorado State (1-4-06)... Scored a career-best 18 points at Providence (12-27-05)... Poured in 17 points against UC Santa Barbara (12-17-05) on 8-of-10 from the floor... Also recorded five steals against the Gauchos... Scored a then career-high 15 points against Point Loma (12-3-05)... Has 77 rebounds in his last 10 games (315 minutes)... Averages 14.6 points and 9.1 rebounds per 40 minutes.

2005-06 Game-By-Game Statistics

Date	Opponent	S	MP	FG-FGA	3FG-FGA	FT-FTA	REB	PF	A	TO	BK	S	TP
N.17	at Alaska Fairbanks		25	1-2	0-0	0-0	0-5-5	1	0	1	0	0	2
N.19	vs. Illinois-Chicago	S	32	3-6	0-0	1-3	2-8-10	2	2	3	0	1	7
N.20	vs. So. Mississippi	S	25	4-4	1-1	2-5	0-3-3	2	0	0	0	3	11
N.26	Albany	S	27	5-8	0-2	0-4	3-1-4	1	1	0	0	1	10
N.30	at San Diego	S	29	4-10	0-0	1-2	4-4-8	2	0	3	0	0	9
D.3	Point Loma Nazarene	S	27	6-9	0-0	3-3	2-7-9	2	0	3	2	1	15
D.6	at California	S	31	2-8	1-3	4-4	2-4-6	3	2	4	0	0	9
D.10	Washington State	S	27	3-10	0-1	0-2	4-4-8	2	2	0	1	2	6
D.17	UC Santa Barbara	S	30	8-10	0-1	1-3	1-6-7	1	2	3	0	5	17
D.20	Maryland-Baltimore Co.	S	26	5-12	1-1	5-6	4-5-9	0	1	2	0	2	16
D.27	at Providence	S	32	6-10	3-4	3-6	6-2-8	4	1	2	1	1	18
D.31	Loyola Marymount	S	29	1-5	0-1	7-8	2-3-5	3	1	4	2	1	9
J.4	*Colorado State	S	29	6-10	0-0	1-1	3-2-5	2	1	4	0	3	13
J.7	*at Air Force	S	25	4-8	0-1	1-2	2-3-5	2	0	0	0	0	9
J.11	*at Utah	S	30	2-8	0-1	0-1	3-4-7	5	0	2	0	1	4
J.14	*UNLV	S	27	2-4	2-2	4-4	1-2-3	4	3	1	0	1	10
J.18	*at TCU												
J.21	*Brigham Young												
J.25	*New Mexico												
J.28	*at Wyoming												
F.4	*at Colorado State												
F.8	*Air Force												
F.11	*Utah												
F.16	*at UNLV												
F.18	*TCU												
F.22	*at Brigham Young												
F.25	*at New Mexico												
M.1	*Wyoming												
M.3	South Dakota State												
M.7-11	at Mountain West Conference Championships												

SDSU Freshmen Rebs.

Rk	Name, Year	Rebounds
1.	Michael Cage, 1980-81	355
2.	Eddy Gordon, 1979-80	239
3.	•Marcus Slaughter, 2003-04	204
4.	Steve Copp, 1972-73	173
5.	Myron Epps, 1998-99	149
6.	Presnell Gilbert, 1976-77	143
7.	Kevin Brown, 1985-86	134
8.	•Evan Burns, 2002-03	132
9.	Vincent Okotie, 1998-99	117
10.	Joe McNaull, 1990-91	114

nr. •Kyle Spain, 2005-06 102
Rk. - Indicates SDSU freshmen rank; • - Indicates Fisher era player.

Spain Career Statistics

Year	G-GS	Min.-Avg.	FG-FGA	Pct.	3P-3PA	Pct.	FT-FTA	Pct.	OR	DR	Reb	Avg.	PF-D	AT	TO	BS	ST	Pts	Avg.
05-06	16-15	451-28.2	62-124	.500	8-18	.444	33-54	.611	39	63	102	6.4	36-1	16	32	6	22	165	10.3

Season/Career Highs**Points**

Season 22 vs. Colorado St., 1-4-06
 Career 22 vs. Colorado St., 1-4-06
 2 vs. Florida A&M, 11-30-04

Rebounds

Season 7 at Utah, 1-11-06
 7 vs. LMU, 12-31-05
 Career 7 at Utah, 1-11-06
 7 vs. LMU, 12-31-05

Assists

Season 3 at Providence, 12-27-05
 Career 5 at Northeastern, 12-22-03

Field Goals

Season 10 vs. Colorado St., 1-4-06
 Career 10 vs. Colorado St., 1-4-06

Field Goals Attempted

Season 12 at Utah, 1-11-06
 12 vs. Colorado St., 1-4-06
 Career 12 at Utah, 1-11-06
 12 vs. Colorado St., 1-4-06

Three-Point Field Goals

Season 1 at Utah, 1-11-06
 Career 4 vs. Florida A&M, 11-30-04

Three-Point Field Goals**Attempted**

Season 1 at Utah, 1-11-06
 1 vs. Colorado St., 1-4-06
 1 at Providence, 12-27-05
 Career 9 vs. Montana State, 11-25-03

Free Throws

Season 6 vs. LMU, 12-31-05
 Career 6 vs. LMU, 12-31-05

Free Throws Attempted

Season 10 vs. LMU, 12-31-05
 Career 10 vs. LMU, 12-31-05

Steals

Season 3 at Providence, 12-27-05
 Career 3 at Providence, 12-27-05

Blocked Shots

Season 1 at Utah, 1-11-06
 1 vs. LMU, 12-31-05
 Career 3 vs. E. Kentucky, 3-7-04

Minutes Played

Season 34 vs. LMU, 12-31-05
 Career 34 vs. LMU, 12-31-05

34 • Mohamed Abukar

Forward • 6-10 • 216 • Junior • San Diego, Calif.

(Rancho Bernardo High/Univ. of Florida)



Sat out the first 10 games of the 2004-05 season due to NCAA transfer rules after transferring from the University of Florida last winter... Has scored in double-figures in four of the six games he has played for San Diego State... In four Mountain West Conference games, he has gone 23-for-39 from the field (58.9 percent) in 107 minutes... When he plays at least 33 minutes, the Aztecs are 3-0... Shot 7-for-12 from the field in the road victory at Utah (1-11-06) en route to 16 points... Also shared game-high honors with Kyle Spain after grabbing a career-high tying seven rebounds versus the Utes... Battled the flu at Air Force and was limited to 13 minutes, but scored eight points on 3-of-4 shooting... Had his best game as an Aztec tying his career high with 22 points (10-12 FGs) against Colorado State (1-4-06)... Made season debut at Providence (12-27-05) and scored 10 points in 29 minutes of action... Started against Loyola Marymount (12-31-05) and scored another 10 points, in addition to grabbing seven rebounds... His 34 minutes played against the Lions was a career best.

2005-06 Game-By-Game Statistics

Date	Opponent	S	MP	FG-FGA	3FG-FGA	FT-FTA	REB	PF	A	TO	BK	S	TP
N.17	at Alaska Fairbanks			Did Not Play - NCAA Transfer Rules									
N.19	vs. Illinois-Chicago			Did Not Play - NCAA Transfer Rules									
N.20	vs. So. Mississippi			Did Not Play - NCAA Transfer Rules									
N.26	Albany			Did Not Play - NCAA Transfer Rules									
N.30	at San Diego			Did Not Play - NCAA Transfer Rules									
D.3	Point Loma Nazarene			Did Not Play - NCAA Transfer Rules									
D.6	at California			Did Not Play - NCAA Transfer Rules									
D.10	Washington State			Did Not Play - NCAA Transfer Rules									
D.17	UC Santa Barbara			Did Not Play - NCAA Transfer Rules									
D.20	Maryland-Baltimore Co.			Did Not Play - NCAA Transfer Rules									
D.27	at Providence		29	4-10	0-0	2-4	2-0-2	2	3	3	0	3	10
D.31	Loyola Marymount	S	34	2-8	0-1	6-10	1-6-7	3	2	4	1	1	10
J.4	*Colorado State	S	33	10-12	0-1	2-2	1-0-1	3	1	3	0	1	22
J.7	*at Air Force	S	13	3-4	0-0	2-2	1-3-4	1	0	2	0	0	8
J.11	*at Utah	S	33	7-12	1-1	1-2	3-4-7	3	1	5	1	1	16
J.14	*UNLV	S	28	3-11	0-1	2-2	2-1-3	2	1	0	0	2	8
J.18	*at TCU												
J.21	*Brigham Young												
J.25	*New Mexico												
J.28	*at Wyoming												
F.4	*at Colorado State												
F.8	*Air Force												
F.11	*Utah												
F.16	*at UNLV												
F.18	*TCU												
F.22	*at Brigham Young												
F.25	*at New Mexico												
M.1	*Wyoming												
M.3	South Dakota State												
M.7-11	at Mountain West Conference Championships												

► Abukar Career Statistics

* at Florida

Year	G-GS	Min.-Avg.	FG-FGA	Pct.	3P-3PA	Pct.	FT-FTA	Pct.	OR	DR	Reb	Avg.	PF-D	AT	TO	BS	ST	Pts.	Avg.
03-04*	30-0	402-13.4	30-88	.341	17-64	.266	4-7	.571	19	43	62	2.1	27-0	22	25	12	7	81	2.7
04-05*	7-0	72-10.3	12-26	.462	6-14	.429	5-6	.833	2	8	10	1.4	7-0	4	4	1	1	35	5.0
05-06	6-5	170-28.3	29-57	.509	1-4	.250	15-22	.682	10	14	24	4.0	14-0	8	17	2	8	74	12.3
Totals	43-5	644-14.9	71-171	.415	24-84	.286	24-35	.686	31	65	96	2.2	48-0	34	46	15	16	190	4.4

Season/Career Highs

Points

Season 26 vs. WSU, 12-10-05
Career 28 vs. UCSB, 11-19-04

Rebounds

Season 20 vs. UNLV, 1-14-06
Career 20 vs. UNLV, 1-14-06

Assists

Season 6 vs. Colorado St., 1-4-06
Career 6 vs. Colorado St., 1-4-06

Field Goals

Season 8 at California, 12-6-05
8 vs. PLNU, 12-3-05
Career 8 - eight times

Field Goals Attempted

Season 16 vs. Albany, 11-26-05
Career 20 vs. California, 12-11-04

Three-Point Field Goals

Season
Career 3 at UCSB, 12-4-04
3 vs. LBSU, 11-21-03

Three-Point Field Goals Attempted

Season
Career 4 vs. California, 12-11-04
4 at UCSB, 12-4-04

Free Throws

Season 12 vs. UNLV, 1-14-06
12 vs. WSU, 12-10-05
Career 12 vs. UNLV, 1-14-06
12 vs. WSU, 12-10-05
12 vs. UCSB, 11-19-04

Free Throws Attempted

Season 15 vs. WSU, 12-10-05
Career 15 vs. WSU, 12-10-05

Steals

Season 2 vs. UNLV, 1-14-06
2 vs. Albany, 11-26-05
Career 5 at UNM, 2-28-04

Blocked Shots


Season 5 vs. UNLV, 1-14-06
Career 5 vs. UNLV, 1-14-06

Minutes Played

Season 39 vs. WSU, 12-10-05
Career 41 vs. UCSB, 11-19-04

42 • Marcus Slaughter

Forward • 6-9 • 220 • Junior • Riverside, Calif. (J.W. North High)



MWC Rankings (as of 1/15): 2nd in offensive rebounding, 2nd in rebounding, 2nd in defensive rebounding, 4th in scoring, 4th in free throw percentage and 6th in blocked shots
SDSU Career Rankings: 3rd in rebound average, 6th in free throws~, 8th in rebounding~, 9th in blocked shots^, 19th in scoring average, 19th in steals^, 17th in minutes played^ (^ - record kept since 1978-79 season; ~ - Division I era)

According to the NCAA, he ranks 17th nationally in rebounding through games of Jan. 2... The media pick for preseason MWC player of the year... Slaughter ranks in the top 10 of six different MWC stat categories including fourth in scoring and

third in rebounding... Scored 20 or more points in four straight games and had three consecutive double-doubles, both career firsts, until a left knee injury forced the junior out of the UCSB game (12-17-05)... Against UNLV (1-14-06), he scored 20 points and had 20 rebounds... His 20 boards were the most by an Aztec since Michael Cage grabbed 21 on Feb. 6, 1984, and sets a new Cox Arena record and school record for rebounds in a MWC game... He is only the sixth player in SDSU history to record at least 20 rebounds... Connected on at least 10 free throws in consecutive games, the first time an Aztec has done it since Brandon Heath last season... Has 18 career double-doubles, including six this season and four in his last eight games... The 18 career double-doubles are the fourth most in school history (since the statistic started being tracked in 1975-76)... The school-record holder is Cage with 61... Returned from a knee injury to grab 11 rebounds and post a career high six assists against CSU (1-4-06)... Made 55 of his last 65 free throw attempts (84.6 percent)... Going into the UCSB game, had 44 rebounds in his previous three games, the highest three-game total of his career... Pulled down 112 rebounds in his last 10 games (11.2 rpg)... Had his 28-game double-figure scoring streak snapped against UIC (11-19-05)... That represents the third-longest double-digit scoring streak in school history... Has led the team in rebounding nine times this season... In his career, he has led the team in scoring 18 times, rebounding 40 times and assists three times... Shot 50 percent or better from the field in seven games this season.

2005-06 Game-By-Game Statistics

Date	Opponent	S	MP	FG-FGA	3FG-FGA	FT-FTA	REB	PF	A	TO	BK	S	TP
N.17	at Alaska Fairbanks	S	26	6-12	0-0	4-6	4-7-11	4	1	5	1	1	16
N.19	vs. Illinois-Chicago	S	23	4-7	0-0	1-2	1-4-5	2	4	5	0	0	9
N.20	vs. So. Mississippi	S	31	6-12	0-0	6-8	2-3-5	2	2	1	0	0	18
N.26	Albany	S	33	6-16	0-0	4-6	9-6-15	4	2	6	2	2	16
N.30	at San Diego	S	34	7-15	0-0	9-14	5-4-9	4	1	4	1	1	23
D.3	Point Loma Nazarene	S	33	8-12	0-0	9-9	6-8-14	3	2	3	2	1	25
D.6	at California	S	34	8-14	0-0	6-7	4-9-13	4	1	2	0	0	22
D.10	Washington State	S	39	7-15	0-0	12-15	7-10-17	2	1	4	1	0	26
D.17	UC Santa Barbara	S	8	1-5	0-0	0-0	0-3-3	0	0	0	0	0	2
D.20	Maryland-Baltimore Co.	Did Not Play - Injured											
D.27	at Providence	Did Not Play - Injured											
D.31	Loyola Marymount	Did Not Play - Injured											
J.4	*Colorado State	S	26	1-7	0-0	4-5	2-9-11	5	6	1	2	1	6
J.7	*at Air Force	S	38	4-5	0-0	2-3	4-5-9	3	3	2	3	0	10
J.11	*at Utah	S	25	2-2	0-0	10-12	1-0-1	5	0	3	0	0	14
J.14	*UNLV	S	37	4-10	0-0	12-14	5-15-20	3	0	4	5	2	20
J.18	*at TCU												
J.21	*Brigham Young												
J.25	*New Mexico												
J.28	*at Wyoming												
F.4	*at Colorado State												
F.8	*Air Force												
F.11	*Utah												
F.16	*at UNLV												
F.18	*TCU												
F.22	*at Brigham Young												
F.25	*at New Mexico												
M.1	*Wyoming												
M.3	South Dakota State												
M.7-11	at Mountain West Conference Championships												

SDSU Career Rebounding

Rk	DI	Name, Years	Rebounds
1.	1.	Michael Cage, 81-82-83-84	1,317
2.	-	Al Skalecky, 66-67-68	1,090
3.	-	Larry Meek, 63-64-65	764
4.	2.	Steve Copp, 73-74-75-76	737
5.	3.	Leonard Allen, 82-83-84-85	724
6.	4.	Joel Kramer, 74-76-77-79	711
7.	5.	*Aerick Sanders, 01-02-03-04	686
8.	-	Noel Mickelsen, 54-55-56	642
9.	6.	Will Connelly, 75-76-77	641
10.	7.	Eddy Gordon, 80-81-82-83	631
11.	-	Tony Pinkins, 55-56-57	604
	8.	*Marcus Slaughter, 04-05-06	579
	9.	Joe McNaul, 91-92-93	572

Rk. - Indicates SDSU career rank; DI - Indicates Division I era rank. * - Indicates Fisher era player.

► Slaughter Career Statistics

Year	G-GS	Min.-Avg.	FG-FGA	Pct.	3P-3PA	Pct.	FT-FTA	Pct.	OR	DR	Reb	Avg.	PF-D	AT	TO	BS	ST	Pts.	Avg.
03-04	30-18	755-25.2	87-184	.473	8-24	.333	55-76	.724	84	120	204	6.8	67-2	22	36	17	34	237	7.9
04-05	27-27	922-34.1	165-352	.469	9-39	.231	141-202	.698	91	151	242	9.0	87-4	35	84	30	37	480	17.8
05-06	13-13	387-29.8	64-132	.485	0-0	.000	79-101	.782	50	83	133	10.2	41-2	23	40	17	8	207	15.9
Totals	70-58	2064-29.5	316-668	.473	17-63	.270	275-379	.726	225	354	579	8.3	195-8	80	160	64	79	924	13.2

Season/Career Highs**Points**

Season	10 vs. UCSB, 12-17-05
	10 at San Diego, 11-30-05
Career	10 vs. UCSB, 12-17-05
	10 at San Diego, 11-30-05

Rebounds

Season	10 vs. UMBC, 12-20-05
	10 at San Diego, 11-30-05
Career	13 vs. South Dakota State, 1-3-05

Assists

Season	1 vs. LMU, 12-31-05
	1 at Providence, 12-27-05
	1 vs. UMBC, 12-20-05
	1 at San Diego, 11-30-05
Career	3 vs. CSU, 1-24-05

Field Goals

Season	5 vs. UCSB, 12-17-05
Career	5 vs. UCSB, 12-17-05

Field Goals Attempted

Season	9 vs. PLNU, 12-3-05
Career	9 vs. PLNU, 12-3-05

Three-Point Field Goals

Season	
Career	

Three-Point Field Goals Attempted

Season	
Career	

Free Throws

Season	2 vs. UNLV, 1-14-06
	2 at San Diego, 11-30-05
Career	3 vs. South Dakota State, 1-3-05

Free Throws Attempted

Season	8 at Providence, 12-27-05
Career	8 at Providence, 12-27-05

Steals

Season	3 at California, 12-6-05
Career	3 at California, 12-6-05
	3 at Washington, 12-7-04

Blocked Shots

Season	3 at Providence, 12-27-05
	3 at San Diego, 11-30-05
Career	3 at Providence, 12-27-05
	3 at San Diego, 11-30-05
	3 vs. South Dakota State, 1-3-05


Minutes Played

Season	31 vs. UCSB, 12-17-05
Career	31 at Washington, 12-7-04

50 • Mohamed Camara

Center • 6-10 • 245 • Senior • Conakry, Guinea

(Moore (Ky.) High/Riverside (Calif.) College)



MWC Rankings (as of 1/15): 5th in offensive rebounding, 12th in blocked shots, 13th in rebounding

Played in all 16 games and has made eight starts this season... Is averaging a career-high 18.5 minutes per game and has shown significant improvement over his junior campaign... Scored in 13 of the 16 games this season... Shooting 54 percent from the field this season after connecting on 38.5 percent of his attempts last season... Scoring and rebounding averages are also up over last season... Already posted four dunks this season, after being held without a dunk as a junior... Has six or more rebounds in eight of the team's 16 games... After coming up with some big rebounds at Utah (1-11-06), he followed it up by scoring six straight points vs. UNLV (1-14-06) at one point to keep the Rebels at bay when they were making a run late in the second half... Ended the UNLV game with eight points and three rebounds in just 11 minutes of action... Recorded an assist in three straight games (broken against Colorado State (1-4-06))... Tied his career high with 10 points against UCSB (12-17-05)... Played a career-tying best 31 minutes against the Gauchos... Recorded his first career double-double (10 points, 10 rebounds) at San Diego (11-30-05)... His 10 points against the Toreros was a career best... Also played a then season-high 30 minutes versus USD... Eight of his 10 boards at San Diego were of the offensive variety... Averaging 11.9 rebounds per 40 minutes of action this season... Has 48 rebounds in the last eight games... Made 13 of his last 21 attempts from the field... Has a blocked shot in six of the last 10 games and has eight blocks in the last eight games.

2005-06 Game-By-Game Statistics

Date	Opponent	S	MP	FG-FGA	3FG-FGA	FT-FTA	REB	PF	A	TO	BK	S	TP
N.17	at Alaska Fairbanks		16	2-2	0-0	0-1	1-5-6	1	0	1	0	1	4
N.19	vs. Illinois-Chicago		21	2-4	0-0	0-0	3-4-7	3	0	1	1	1	4
N.20	vs. So. Mississippi		19	1-1	0-0	0-0	1-2-3	1	0	0	0	1	2
N.26	Albany		6	0-1	0-0	1-2	0-1-1	4	0	0	0	0	1
N.30	at San Diego	S	30	4-6	0-0	2-6	8-2-10	4	1	1	3	1	10
D.3	Point Loma Nazarene	S	15	2-9	0-0	1-1	3-5-8	2	0	1	0	1	5
D.6	at California	S	29	3-5	0-0	0-0	3-1-4	2	0	1	1	3	6
D.10	Washington State	S	22	0-0	0-0	0-0	0-1-1	2	0	2	1	0	0
D.17	UC Santa Barbara	S	31	5-6	0-0	0-1	6-3-9	3	0	1	2	0	10
D.20	Maryland-Baltimore Co.	S	26	2-2	0-0	0-5	4-6-10	2	1	1	2	0	4
D.27	at Providence	S	24	0-4	0-0	1-8	3-6-9	4	1	0	3	0	1
D.31	Loyola Marymount	S	14	1-2	0-0	0-2	2-3-5	2	1	1	1	0	2
J.4	*Colorado State		13	0-1	0-0	0-0	2-4-6	1	0	1	0	1	0
J.7	*at Air Force		1	0-0	0-0	0-0	0-1-1	0	0	1	0	0	0
J.11	*at Utah		18	2-2	0-0	0-0	3-2-5	3	1	1	0	1	4
J.14	*UNLV		11	3-5	0-0	2-2	3-0-3	1	0	1	0	1	8
J.18	*at TCU												
J.21	*Brigham Young												
J.25	*New Mexico												
J.28	*at Wyoming												
F.4	*at Colorado State												
F.8	*Air Force												
F.11	*Utah												
F.16	*at UNLV												
F.18	*TCU												
F.22	*at Brigham Young												
F.25	*at New Mexico												
M.1	*Wyoming												
M.3	South Dakota State												
M.7-11	at Mountain West Conference Championships												

► Camara Career Statistics

Year	G-GS	Min.-Avg.	FG-FGA	Pct.	3P-3PA	Pct.	FT-FTA	Pct.	OR	DR	Reb	Avg.	PF-D	AT	TO	BS	ST	Pts.	Avg.
04-05	29-21	494-17.0	30-78	.385	0-0	.000	10-25	.400	52	58	110	3.8	63-3	15	25	18	19	70	2.4
05-06	16-8	296-18.5	27-50	.540	0-0	.000	7-28	.250	42	46	88	5.5	35-0	5	14	14	11	61	3.8
Totals	45-29	790-17.6	57-128	.445	0-0	.000	17-53	.321	94	104	198	4.4	98-3	20	39	32	30	131	2.9

Aztec Players



SAN DIEGO STATE BASKETBALL

2005-06 San Diego State Alphabetical Roster

No.	Name	Pos.	Ht.	Wt.	Yr.	Exp.	Most Recent Div. I Season			Hometown (High School/Previous School)
							PPG	RPG	APG	
34	Mohamed Abukar	F	6-10	216	Jr.	Tr.	5.0	1.4	0.6	San Diego, Calif. (Rancho Bernardo High/Univ. of Florida)
50	Mohamed Camara	C	6-10	245	Sr.	1L	2.4	3.8	0.5	Conakry, Guinea (Moore (Ky.) High/Riverside (Calif.) College)
20	Trimaine Davis	C	6-7	235	Sr.	2L	5.2	2.3	0.2	West Pittsburg, Calif. (Pittsburg High)
1	Brandon Heath	G	6-4	198	Jr.	2L	18.3	3.5	3.7	Los Angeles, Calif. (Westchester High)
00	Brett Hoerner	F	6-11	206	Fr.	HS	---	---	---	Fullerton, Calif. (Fullerton High)
30	Chris Lamb	F	6-10	231	Fr.	RS	---	---	---	Louisville, Colo. (Monarch High)
24	Tim McGrath	F	6-5	187	Fr.	RS	---	---	---	Santa Monica, Calif. (Santa Monica High)
15	John Sharper	G	6-0	190	Sr.	3L	6.0	1.1	1.3	Oakland, Calif. (St. Mary's High)
42	Marcus Slaughter	F	6-9	220	Jr.	2L	17.8	9.0	1.3	Riverside, Calif. (J.W. North High)
33	Kyle Spain	F	6-5	218	Fr.	HS	---	---	---	Newark, Calif. (Newark Memorial High)
21	Matt Thomas	G	6-3	200	So.	1L	6.1	3.4	1.5	Riverside, Calif. (Martin Luther King High)
3	Richie Williams	G	5-9	158	Fr.	HS	---	---	---	Spring Valley, Calif. (Steele Canyon High)

2005-06 San Diego State Numerical Roster

No.	Name	Pos.	Ht.	Wt.	Yr.	Exp.	Most Recent Div. I Season			Hometown (High School/Previous School)
							PPG	RPG	APG	
00	Brett Hoerner	F	6-11	206	Fr.	HS	---	---	---	Fullerton, Calif. (Fullerton High)
1	Brandon Heath	G	6-4	198	Jr.	2L	18.3	3.5	3.7	Los Angeles, Calif. (Westchester High)
3	Richie Williams	G	5-9	158	Fr.	HS	---	---	---	Spring Valley, Calif. (Steele Canyon High)
15	John Sharper	G	6-0	190	Sr.	3L	6.0	1.1	1.3	Oakland, Calif. (St. Mary's High)
20	Trimaine Davis	C	6-7	235	Sr.	2L	5.2	2.3	0.2	West Pittsburg, Calif. (Pittsburg High)
21	Matt Thomas	G	6-3	200	So.	1L	6.1	3.4	1.5	Riverside, Calif. (Martin Luther King High)
24	Tim McGrath	F	6-5	187	Fr.	RS	---	---	---	Santa Monica, Calif. (Santa Monica High)
30	Chris Lamb	F	6-10	231	Fr.	RS	---	---	---	Louisville, Colo. (Monarch High)
33	Kyle Spain	F	6-5	218	Fr.	HS	---	---	---	Newark, Calif. (Newark Memorial High)
34	Mohamed Abukar	F	6-10	216	Jr.	Tr.	5.0	1.4	0.6	San Diego, Calif. (Rancho Bernardo High/Univ. of Florida)
42	Marcus Slaughter	F	6-9	220	Jr.	2L	17.8	9.0	1.3	Riverside, Calif. (J.W. North High)
50	Mohamed Camara	C	6-10	245	Sr.	1L	2.4	3.8	0.5	Conakry, Guinea (Moore (Ky.) High/Riverside (Calif.) College)

Head Coach: Steve Fisher (Illinois State, 1967)
Assistant Head Coach: Brian Dutcher (Minnesota, 1982)
Assistant Coaches: Gregg Gottlieb (UCLA, 1995), Mark Hughes (Michigan, 1989)
Director of Operations: Mark Fisher (Michigan, 2001)
Dir. of Player Development: Matt Soria (San Diego State, 2001)
Athletic Trainer: Mark Haines (Metropolitan State College, 1987)

Eligible in 2006-07 Season

No.	Name	Pos.	Ht.	Wt.	Yr.	Exp.	Most Recent Div. I Season			Hometown (High School/Previous School)
							PPG	RPG	APG	
32	Lorenzo Wade	F	6-6	212	So.	TR	3.9	1.7	0.2	Las Vegas, Nev. (Hargrave Academy/Univ. of Louisville)

► Pronunciations

Mohamed Abukar
 Mohamed AH-boo-kar
 Mohamed Camara
 Mohamed kuh-MAR-uh
 Brett Hoerner
 Brett HORN-er

► By Class

Seniors (3)
 Mohamed Camara,
 Trimaine Davis, John
 Sharper
Juniors (3)
 Mohamed Abukar,
 Brandon Heath, Marcus
 Slaughter

Sophomores (1)

Matt Thomas
Freshmen (5)
 Brett Hoerner, Chris Lamb,
 Tim McGrath, Kyle Spain,
 Richie Williams

► By Position

Guards (4)
 Brandon Heath, John
 Sharper, Matt Thomas,
 Richie Williams
Forwards (6)
 Mohamed Abukar, Brett
 Hoerner, Chris Lamb, Tim
 McGrath, Marcus
 Slaughter, Kyle Spain
Centers (2)
 Mohamed Camara,
 Trimaine Davis

Last Time It Happened

TEAM MISCELLANEOUS

San Diego State played an overtime game	Feb. 19, 2005, at Colorado State - ot-L, 88-93
San Diego State won an overtime game	Mar. 19, 2003, vs. UC Santa Barbara - ot-W, 67-62
San Diego State played a double overtime game	Jan. 24, 2004, at Colorado State - 2ot-L, 82-92
San Diego State played a triple overtime game	Jan. 2, 2000, vs. Air Force - 3ot-L, 77-81
San Diego State played consecutive overtime games	Feb. 12 and 19, 2005, vs. UNLV - ot-L, 91-93 and at Colorado State - ot-L, 88-93
San Diego State won a game in the final seconds	Jan. 8, 2005, at Brigham Young, Chris Walton fadeaway 7-footer (:00.0) - W, 59-57
San Diego State lost a game in the final seconds	Jan. 26, 2002, vs. UNLV, Louis Amundson made front end of two-shot foul (:02.4) - ot-L, 79-80

TEAM SCORING

San Diego State scored 100 or more points	Dec. 2, 1998, vs. Southern Cal College - W, 103-49
San Diego State scored 90 or more points	Feb. 12, 2005, vs. UNLV - ot-L, 91-93
San Diego State scored 80 or more points	Jan. 14, 2006 vs. UNLV - W, 83-67
San Diego State scored less than 50 points	Dec. 10, 2005, vs. Washington State - L, 49-60
An opponent scored 100 or more points	Mar. 3, 2003, at Colorado State - L, 89-102
An opponent scored less than 50 points	Dec. 20, 2005, vs. Maryland-Baltimore County - W, 58-45
San Diego State scored 50 or more points in a half	Jan. 14, 2006 vs. UNLV (51 in 2nd half) - W, 83-67
San Diego State scored 40 or more points in a half	Jan. 14, 2006 vs. UNLV (51 in 2nd half) - W, 83-67
San Diego State won by 40 or more points	Nov. 27, 2000, vs. UC San Diego - W, 98-53
San Diego State won by 30 or more points	Nov. 27, 2004, vs. UC San Diego - W, 86-51
San Diego State won by 20 or more points	Nov. 26, 2005, vs. Albany - W, 80-53

INDIVIDUAL SCORING

SDSU player had 50 or more points	Feb. 20, 1986, Anthony Watson (54) vs. U.S. International - W, 138-93
SDSU player had 40 or more points	Feb. 20, 1986, Anthony Watson (54) vs. U.S. International - W, 138-93
SDSU player had 35 or more points	Jan. 15, 2005, Brandon Heath (37) at UNLV - W, 81-73
SDSU player had 30 or more points	Jan. 15, 2005, Brandon Heath (37) at UNLV - W, 81-73
SDSU player made 10 or more field goals in a game	Jan. 24, 2005, Chris Walton (10) vs. Colorado State - W, 84-77
SDSU player scored 20 or more points in a half	Jan. 15, 2005, Brandon Heath (23 in 2nd half) at UNLV - W, 81-73

MULTIPLE INDIVIDUAL SCORING

Three SDSU players had 20 points in same game	Dec. 1, 2001, Tony Bland (22), Al Faux (21), Randy Holcomb (20) vs. CSU Northridge - W, 80-70
Two SDSU players had 20 points in same game	Jan. 4, 2006, Mohamed ABukar (22), Brandon Heath (22) vs. Colorado State - W, 83-75
Five SDSU players scored in double figures in same game	Dec. 31, 2005, Brandon Heath (25), Richie Williams (16), John Sharper (11), Mohamed Abukar (10), Trimaine Davis (10) vs. Loyola Marymount - W, 84-68
Four SDSU players scored in double figures in same game	Jan. 14, 2006, Marcus Slaughter (20), Brandon Heath (17), John Sharper (11), Kyle Spain (10) vs. UNLV - W, 83-67

CONSECUTIVE INDIVIDUAL SCORING

SDSU player had consecutive 30-point games	Jan. 27 and 30, 1986, Anthony Watson vs. Wyoming (30) and vs. Colorado State (31)
SDSU player had five consecutive 20-point games	Dec. 27, Dec. 31, Jan. 4, Jan. 7, Jan. 11, 2006, Brandon Heath
SDSU player had consecutive 10-plus made free-throw games	Jan. 11 and 14, 2006, Marcus Slaughter at Utah and vs. UNLV

TEAM REBOUNDING

San Diego State had 45 or more rebounds	Dec. 3, 2005, vs. Point Loma Nazarene (47) - W, 88-77
San Diego State had 40 or more rebounds	Jan. 14, 2006 vs. UNLV (42) - W, 83-67
+20-Rebound Margin	Nov. 22, 2004, vs. Monmouth (+21) - W 69-65
+15-Rebound Margin	Dec. 31, 2005, vs. Loyola Marymount (+17) - W, 84-68
+10-Rebound Margin	Jan. 11, 2006, at Utah (+10) - W, 72-67

INDIVIDUAL REBOUNDING

SDSU player had 20 or more rebounds	Jan. 14, 2006, Marcus Slaughter vs. UNLV (20) - W, 83-67
SDSU player had 15 or more rebounds	Jan. 14, 2006, Marcus Slaughter vs. UNLV (20) - W, 83-67
SDSU player had 10 or more rebounds	Jan. 14, 2006, Marcus Slaughter vs. UNLV (20) - W, 83-67

DOUBLE-DOUBLES

SDSU player had a triple-double	never
SDSU player had a double-double	Jan. 14, 2006, Marcus Slaughter (20 points, 20 rebounds) vs. UNLV - W, 83-67
SDSU player had a point-assist double-double	Jan. 2, 2000, Bradley Jackson (17 points, 11 assists) vs. High Point - W, 74-63
Two SDSU players had double-double in same game	Feb. 12, 2005, Marcus Slaughter (25 pts., 10 rebs.) and Matt Thomas (14 pts., 10 rebs.) vs. UNLV - ot-L, 91-93

Last Time It Happened

Three SDSU players had double-double in same game

.....Dec. 7, 1982, Eddy Gordon (15 points, 11 rebounds), Keith Smith (14 points, 14 rebounds), Michael Cage (12 points, 11 rebounds) vs. Doane College - W, 100-88
 SDSU player had three consecutive double-doubles
Dec. 3, 6, and 10 Marcus Slaughter vs. Point Loma (25 pts., 14 rebs.), at California (22 pts., 13 rebs.) and vs. Washington State (26 pts., 17 rebs.)

TEAM ASSISTS

San Diego State had 25 or more assistsDec. 1, 2001, vs. Cal State Northridge (26) - W, 80-70
 San Diego State had 20 or more assistsNov. 27, 2004, vs. UC San Diego (23) - W, 86-51
 San Diego State had 15 or more assistsJan. 4, 2006, vs. Colorado State (16) - W, 83-75

INDIVIDUAL ASSISTS

SDSU player had 15 or more assistsMar. 7, 1981, Tony Gwynn (16) vs. New Mexico - W, 92-84
 SDSU player had 10 or more assistsMar. 1, 2001, Deandre Moore (11) vs. Wyoming - L, 62-69

TEAM STEALS

San Diego State had 15 or more stealsJan. 22, 2005, vs. Wyoming (15) - ot-L, 81-88
 San Diego State had 10 or more stealsJan. 14, 2006 vs. UNLV (10) - W, 83-67

INDIVIDUAL STEALS

SDSU player had 9 or more stealsFeb. 20, 1986, Tracy Dildy (9) vs. USIU - W, 138-93
 SDSU player had 5 or more stealsDec. 31, 2005, Richie Williams (5) vs. Loyola Marymount - W, 84-68

TEAM BLOCKS

San Diego State had 10 or more blocksJan. 21, 2002, vs. Wyoming (11) - ot-L, 85-88
 San Diego State had 5 or more blocksJan. 14, 2006, vs. UNLV (5) - W, 83-67

INDIVIDUAL BLOCKS

SDSU player had 5 or more blocksJan. 14, 2006, Marcus Slaughter vs. UNLV (5) - W, 83-67
 SDSU player had 3 or more blocksJan. 14, 2006, Marcus Slaughter vs. UNLV (5) - W, 83-67

TEAM TURNOVERS

San Diego State had 10 or fewer turnoversNov. 26, 2005, vs. Albany (7) - W, 80-53
 San Diego State forced 25 or more turnoversNov. 27, 2004, vs. UC San Diego (27) - W, 86-51
 San Diego State forced 20 or more turnoversDec. 31, 2005, vs. Loyola Marymount (20) - W, 84-68

INDIVIDUAL MINUTES

SDSU player played 50 or more minutesJan. 20, 2000, Myron Epps (50) vs. Air Force - 3ot-L, 77-81
 SDSU player played 45 or more minutesFeb. 9, 2004, Aerick Sanders (45) at Brigham Young - ot-L, 69-83
 SDSU player played 40 or more minutesFeb. 12, 2005, Matt Thomas (40) vs. UNLV - ot-L, 91-93

TEAM THREE-POINTERS

San Diego State made 15 or more three-point shotsDec. 2, 2002, vs. UC San Diego (16) - W, 87-57
 San Diego State made 10 or more three-point shotsDec. 31, 2005, vs. Loyola Marymount (10) - W, 84-68

INDIVIDUAL THREE-POINTERS

SDSU player made 9 or more three-point shotsDec. 27, 1986, Tony Ross (9) vs. Manhattan - W, 77-69
 SDSU player made 5 or more three-point shotsJan. 7, 2006, Brandon Heath (5) at Air Force - L, 62-65

TEAM FREE THROWS

San Diego State had a 85 percent or higher free-throw percentage (min. 15 att.)Jan. 4, 2006, vs. Colorado State (89.5 percent - 17-19) - W, 83-75
 San Diego State had a 80 percent or higher free-throw percentage (min. 15 att.)Jan. 14, 2006, vs. UNLV (83.8 percent - 31-37) - W, 83-67
 San Diego State attempted 40 or more free-throwsFeb. 12, 2005, vs. UNLV (40) - ot-L, 91-93
 San Diego State attempted 30 or more free-throwsJan. 14, 2006, vs. UNLV (31) - W, 83-67

INDIVIDUAL FREE THROWS

SDSU player made 10 or more free-throws in a gameJan. 14, 2006, Marcus Slaughter (12-14) vs. UNLV - W, 83-67
 SDSU player made 100 percent free-throw percentage (min. 10 att.)Feb. 12, 2005, Brandon Heath (17-17) vs. UNLV - ot-L, 91-93

TEAM SHOOTING PERCENTAGE

SDSU made 60 percent or better from the fieldNov. 26, 2005, vs. Albany (60.9 percent - 28-46) - W, 80-53
 SDSU made 55 percent or better from the fieldNov. 26, 2005, vs. Albany (60.9 percent - 28-46) - W, 80-53
 SDSU had consecutive 50% or better gamesDec. 31, 2005, vs. LMU (53.1 percent), Jan. 4, 2006, vs. Colorado State (52.6 percent), Jan. 7, 2006 at Air Force (56.8 percent) and Jan. 11 at Utah (50.0 percent)

SDSU Career Records

Points

Rk	DI	Name, Years	Points
1.	1.	Michael Cage, 81-82-83-84	1,846
2.	2.	Anthony Watson, 83-84-85-86	1,735
3.	-	Tony Pinkins, 55-56-57	1,475
4.	-	Bob Brady, 52-53-54	1,389
5.	3.	Steve Copp, 73-74-75-76	1,307
6.	-	Al Skalecky, 66-67-68	1,271
7.	4.	Tony Ross, 87-88-89	1,259
8.	5.	•Brandon Heath, 04-05-06	1,230
9.	6.	Chad Nelson, 94-95-96-97	1,225
10.	7.	Will Connelly, 75-76-77	1,188
10.	-	Von Jacobsen, 69-70-71	1,188
12.	-	Bernie Finlay, 58-59-60	1,110
13.	8.	•Myron Epps, 99-00-01-02	1,090
14.	8.	Eddie Morris, 80-81-82-83	1,089
15.	-	Danny Newport, 54-55-56	1,048
16.	-	Milton Phelps, 39-40-41	1,043
17.	-	Dave Miller, 66-67-68	1,034
18.	10.	Leonard Allen, 82-83-84-85	1,019
19.	11.	•Tony Bland, 02-03	1,012
20.	12.	Kim Goetz, 78-79	1,005
21.	13.	•Randy Holcomb, 01-02	1,002
14.	Joel Kramer, 74-76-77-78	949	
15.	Mike Dodd, 76-77-78-79	928	
16.	Tony Gwynn, 78-79-80-81	925	
17.	•Marcus Slaughter, 04-05-06	924	
18.	Jason Richey, 97-98	908	
19.	Courtie Miller, 90-91-92-93-94	891	
20.	Joe McNaull, 91-92-93	843	
21.	Steve Malovic, 78-79	838	
22.	Eddy Gordon, 80-81-82-83	807	
23.	•Aerick Sanders, 01-02-03-04	806	
24.	Jimmy Harris, 71-72	800	
25.	Mitch McMullen, 88-89	799	
26.	•Al Faux, 01-02	794	
26.	Zach Jones, 81-82	794	

Scoring Average

Rk	DI	Name, Years	min. 600 points PPG
1.	-	Bob Brady, 52-53-54	18.8
2.	1.	Kim Goetz, 78-79	18.6
3.	-	Tony Pinkins, 55-56-57	18.1
4.	2.	Jason Richey, 97-98	17.5
5.	3.	Michael Cage, 81-82-83-84	16.5
6.	4.	•Brandon Heath, 04-05-06	16.4
6.	4.	•Randy Holcomb, 01-02	16.4
8.	6.	•Tony Bland, 02-03	16.1
9.	7.	Anthony Watson, 83-84-85-86	15.8
10.	-	Al Skalecky, 66-67-68	15.5
11.	-	Von Jacobsen, 69-70-71	15.4
12.	8.	Chris McMurray, 72-73	15.238
13.	9.	Steve Malovic, 78-79	15.236
13.	-	Bernie Finlay, 58-59-60	15.205
15.	-	Dick Maureau, 61-62	15.1
16.	10.	Marty Dow, 90-91	14.9
17.	11.	Jimmy Harris, 71-72	14.814
18.	12.	Tony Ross, 87-88-89	14.812
19.	13.	Zack Jones, 81-82	14.7
20.	14.	Will Connelly, 75-76-77	14.5
21.	-	Bob Lundgren, 67-68	14.3
22.	15.	Steve Copp, 73-74-75-76	14.1
16.	•Al Faux, 01-02	13.84	
17.	Mitch McMullen, 88-89	13.78	
18.	Matt Watts, 98-99	13.7	
19.	•Marcus Slaughter, 04-05-06	13.2	
20.	Marc Carter, 94-95	12.70	
21.	Presnell Gilbert, 77-78-79	12.68	
22.	Jimmy Wilkins, 71-72	12.6	

Rebounds

Rk	DI	Name, Years	Rebounds
1.	1.	Michael Cage, 81-82-83-84	1,317
2.	-	Al Skalecky, 66-67-68	1,090
3.	-	Larry Meek, 63-64-65	764
4.	2.	Steve Copp, 73-74-75-76	737
5.	3.	Leonard Allen, 82-83-84-85	724
6.	4.	Joel Kramer, 74-76-77-79	711
7.	5.	•Aerick Sanders, 01-02-03-04	686
8.	-	Noel Mickelsen, 54-55-56	642
9.	6.	Will Connelly, 75-76-77	641
10.	7.	Eddy Gordon, 80-81-82-83	631
11.	-	Tony Pinkins, 55-56-57	604
8.	•Marcus Slaughter, 04-05-06	579	
9.	Joe McNaull, 91-92-93	572	
10.	•Marcelo Correa, 97-98-99-00-01	522	
11.	•Myron Epps, 99-00-01-02	508	
12.	Chris McMurray, 72-73	492	
13.	Steve Malovic, 78-79	484	
14.	•Randy Holcomb, 01-02	481	
15.	Allen Bunting, 74-75-76	456	
16.	Larry Jones, 72-73	420	
17.	Marty Dow, 90-91	415	
18.	Rodney Hawkins, 86-87-88	413	
19.	Mitch McMullen, 88-89	408	
20.	Leon Carter, 95-96	395	
21.	John Martens, 83-84-85-86	372	
22.	•Chris Walton, 01-02-04-05	370	
22.	Chad Nelson, 94-95-96-97	370	
24.	Anthony Watson, 83-84-85-86	362	
25.	John Anderson, 73-74	354	

Rebound Average

Rk	DI	Name, Years	min. 50 games RPG
1.	-	Al Skalecky, 66-67-68	13.3
1.	Michael Cage, 81-82-83-84	11.8	
2.	Steve Malovic, 78-79	8.8	
3.	•Marcus Slaughter, 04-05-06	8.3	
4.	Marty Dow, 90-91	8.0	
4.	Steve Copp, 73-74-75-76	7.9247	
5.	Larry Jones, 72-73	7.9245	
7.	•Randy Holcomb, 01-02	7.88	
8.	Will Connelly, 75-76-77	7.8	
9.	Joel Kramer, 74-76-77-78	7.2	
10.	Mitch McMullen, 88-89	7.0	
11.	Leon Carter, 95-96	6.9	
12.	John Anderson, 73-74	6.8	
13.	Joe McNaull, 91-92-93	6.7	
14.	•Aerick Sanders, 01-02-03-04	6.294	
15.	Roy Kruiswyk, 97-98	6.290	
16.	Leonard Allen, 82-83-84-85	6.24	
17.	Marc Carter, 94-95	6.1	
18.	Rodney Hawkins, 86-87-88	5.900	
19.	Eddy Gordon, 80-81-82-83	5.897	
20.	Kevin Betts, 97-98	5.89	
21.	Allen Bunting, 74-75-76	5.8	

Assists

Rk	Name, Years	since 1972-73 season Assists
1.	Tony Gwynn, 78-79-80-81	590
2.	Chad Nelson, 94-95-96-97	412
3.	Mark Delsman, 74-75-76-77	376
4.	Anthony Watson, 83-84-85-86	356
5.	Keith Smith, 82-83	349
6.	•Deandre Moore, 01-02-03	339
7.	Dean Decker, 77-78	307
8.	Ray Leary, 74-75-76	279
9.	Mike Dodd, 76-77-78-79	271
10.	Creon Dorsey, 85-86	263
11.	Bryan Williams, 88-89	243
12.	Michael Best, 89-90	238
13.	•Tony Bland, 02-03	213
14.	Arthur Massey, 90-91	212

15.	Jeff Konek, 85	211
16.	•Brandon Heath, 04-05-06	206
17.	•David Abramowitz, 99-00-01	189
18.	Jason Richey, 97-98	184
18.	Gary Earle, 74-75-76	184
20.	•Wesley Stokes, 04	176
21.	Steve Copp, 73-74-75-76	171
22.	Matt Watts, 98-99	166
23.	•Chris Walton, 01-02-04-05	163
24.	Joel Kramer, 74-76-77-78	162
25.	Ray Barefield, 91-92-93	159
26.	Tracy Dildy, 86-87	155
27.	Raymond King, 96	150

nr.	•John Sharper, 03-04-05-06	97

Assist Average

Rk	Name, Years	min. 50 games; since 1972-73 season APG
1.	Keith Smith, 82-83	6.6
2.	Tony Gwynn, 78-79-80-81	5.51
3.	Dean Decker, 77-78	5.48
4.	Creon Dorsey, 85-86	4.5
5.	Michael Best, 89-90	4.3
6.	•Deandre Moore, 01-02-03	3.9
7.	Jeff Konek, 85	3.702
8.	Chad Nelson, 94-95-96-97	3.679
9.	Ray Leary, 74-75-76	3.671
10.	Arthur Massey, 90-91	3.59

Field Goals

Rk	DI	Name, Years	FG
1.	1.	Anthony Watson, 83-84-85-86	702
2.	2.	Michael Cage, 81-82-83-84	679
3.	3.	Steve Copp, 73-74-75-76	507
4.	-	Tony Pinkins, 55-56-57	495
5.	4.	Eddie Morris, 80-81-82-83	483
6.	-	Al Skalecky, 66-67-68	481
7.	5.	Will Connelly, 75-76-77	477
8.	-	Bob Brady, 52-53-54	461
9.	6.	Von Jacobsen, 69-70-71	457
10.	7.	Kim Goetz, 78-79	435
8.	Tony Ross, 87-88-89	413	
9.	•Brandon Heath, 04-05-06	411	
9.	•Myron Epps, 99-00-01-02	407	
11.	Joel Kramer, 74-76-77-78	406	
12.	Leonard Allen, 82-83-84-85	396	
13.	Mike Dodd, 76-77-78-79	392	
14.	•Randy Holcomb, 01-02	383	
15.	•Tony Bland, 02-03	365	
16.	Chad Nelson, 94-95-96-97	344	
17.	Eddy Gordon, 80-81-82-83	343	
18.	Tony Gwynn, 78-79-80-81	340	
19.	Steve Malovic, 78-79	337	
20.	•Aerick Sanders, 01-02-03-04	334	
21.	Joe McNaull, 91-92-93	333	

nr.	•Marcus Slaughter, 04-05-06	316	

Field Goal Attempts

Rk	DI	Name, Years	FGA
1.	1.	Anthony Watson, 83-84-85-86	1,576
2.	2.	Michael Cage, 81-82-83-84	1,238
3.	3.	Steve Copp, 73-74-75-76	1,126
4.	Eddie Morris, 80-81-82-83	1,098	
5.	Will Connelly, 75-76-77	1,020	
6.	•Brandon Heath, 04-05	1,018	
7.	Tony Ross, 87-88-89	933	
8.	Kim Goetz, 78-79	852	
9.	Chad Nelson, 84-85-86-87	814	
10.	•Randy Holcomb, 01-02	812	
11.	•Tony Bland, 02-03	808	
12.	•Myron Epps, 99-00-01-02	803	
13.	Joel Kramer, 74-76-77-78	779	
14.	Mike Dodd, 76-77-78-79	758	

15.	Matt Watts, 98-99	731
16.	Jason Richey, 97-98	724
17.	Eddy Gordon, 80-81-82-83	722
18.	Tony Gwynn, 78-79-80-81	716
19.	Jimmy Harris, 71-72	710
20.	Berry Randle, 93-94-95-96	696
21.	Leonard Allen, 82-83-84-85	692

nr.	•Marcus Slaughter, 04-05-06	668

Field Goal Percentage

Rk	DI	Name, Years	minimum 500 career attempts FG Pct.
1.	1.	Leonard Allen, 82-83-84-85	57.2
2.	2.	Mitch McMullen, 88-89	56.2
3.	3.	Marty Dow, 90-91	55.5
4.	4.	Steve Malovic, 78-79	55.3
5.	-	Danny Newport, 54-55-56	55.2
6.	5.	Michael Cage, 81-82-83-84	54.8
7.	6.	•Aerick Sanders, 01-02-03-04	54.0
8.	7.	•Mike Mackell, 02-03	53.6
9.	8.	Joe McNaull, 91-92-93	53.1
10.	9.	Joel Kramer, 74-76-77-78	52.1
11.	10.	Mike Dodd, 76-77-78-79	51.7
11.	Kim Goetz, 78-79	51.1	
12.	Myron Epps, 99-00-01-02	50.7	
13.	•Marcelo Correa, 97-98-99-00-01	50.0	
14.	Jimmy Wilkins, 71-72	48.9	
15.	Zach Jones, 81-82	48.4	
16.	Eddy Gordon, 80-81-82-83	47.51	
17.	Tony Gwynn, 78-79-80-81	47.49	
18.	•Marcus Slaughter, 04-05-06	47.3	
19.	•Randy Holcomb, 01-02	47.2	
20.	Will Connelly, 75-76-77	46.8	
21.	Presnell Gilbert, 77-78-79	45.7	

Three-Point Field Goals

Rk	Name, Years	in existence since 1986-87 season 3FG
1.	Tony Ross, 87-88-89	270
2.	•Brandon Heath, 04-05-06	140
3.	Jason Richey, 97-98	136
4.	•John Sharper, 03-04-05-06	127
5.	Chad Nelson, 94-95-96-97	122
6.	Michael Best, 89-90	107
7.	•Al Faux, 01-02	106
8.	•David Abramowitz, 99-00-01	98
9.	•Deandre Moore, 01-02-03	84
10.	Berry Randle, 93-94-95-96	76
11.	Matt Watts, 98-99	65
12.	•Chris Manker, 03-04-05	58
13.	•Donte Wilson, 99-00	56
13.	Bradley Trenkle, 95-97-99	56
13.	Chris Walters, 93-94	56
16.	Josko Visnjic, 98	55
17.	Arthur Massey, 90-91	53
18.	Tony Clark, 92-93	52
19.	•Tony Bland, 02-03	49
19.	Derric Croft, 94	49

Three-Point FG Atts.

Rk	Name, Years	in existence since 1986-87 season 3FGA
1.	Tony Ross, 87-88-89	589
2.	•Brandon Heath, 04-05-06	415
3.	Jason Richey, 97-98	381
4.	Chad Nelson, 94-95-96-97	337
5.	•John Sharper, 03-04-05-06	315
6.	Michael Best, 89-90	292
7.	•David Abramowitz, 99-00-01	284
8.	•Al Faux, 01-02	256
9.	Berry Randle, 93-94-95-96	253
10.	•Deandre Moore, 01-02-03	239
11.	Matt Watts, 98-99	237
12.	•Donte Wilson, 99-00	180

SDSU Career Records, cont.

13.	Josko Visnjic, 98	179
14.	Brady Trenkle, 95-97-99	176
15.	•Chris Manker, 03-04-05	175
16.	Arthur Massey, 90-91	173
17.	Chris Walters, 93-94	165
18.	•Tony Bland, 02-03	153
19.	Derric Croft, 94	152
20.	Tony Clark, 92-93	142
21.	•Wesley Stokes, 04	138

Three-Point FG Pct.

minimum 40 career three-point field goals		
Rk	Name, Years	3FG Pct.
1.	Tony Ross, 87-88-89	45.8
2.	•Al Faux, 01-02	41.4
3.	•John Sharper, 03-04-05-06	40.3
4.	•Steve Sir, 03-04	39.8
5.	Michael Best, 89-90	36.64
6.	Tony Clark, 92-99	36.62
7.	Chad Nelson, 94-95-96-97	36.2
8.	Jason Richey, 97-98	35.7
9.	•Deandre Moore, 01-02-03	35.1
10.	Darryl Gaines, 86-87	34.8
11.	•Karlo Kovacic, 01-02	34.6
12.	•David Abramowitz, 99-00-01	34.5
13.	Chris Walters, 93-94	33.9
14.	•Brandon Heath, 04-05-06	33.7
15.	•Chris Manker, 03-04-05	33.1
16.	Derric Croft, 94	32.2
17.	Courtie Miller, 90-91-92-93-94	32.0

Free Throws

Rk	DI	Name, Years	FTM
1.	1.	Michael Cage, 81-82-83-84	488
2.	-	Tony Pinkins, 55-56-57	485
3.	-	Bob Brady, 52-53-54	467
4.	2.	Chad Nelson, 94-95-96-97	415
5.	-	Bernie Finlay, 58-59-60	352
6.	3.	Anthony Watson, 83-84-85-86	331
7.	-	Al Skalecky, 66-67-68	309
8.	4.	Courtie Miller, 90-91-92-93-94	302
9.	5.	Steve Copp, 73-74-75-76	293
10.	-	Danny Newport, 54-55-56	290
11.	6.	•Marcus Slaughter, 04-05-06	275
12.	7.	•Myron Epps, 99-00-01-02	274
13.	8.	•Brandon Heath, 04-05-06	268
14.	9.	Tony Gwynn, 78-79-80-81	245
15.	10.	Will Connelly, 75-76-77	234
16.	11.	•Tony Bland, 02-03	233
17.	12.	Leonard Allen, 82-83-84-85	227
18.	13.	Jason Richey, 97-98	218
19.	14.	•Marcelo Correa, 97-98-99-00-01	215
20.	15.	Mitch McMullen, 88-89	207
21.	16.	•Randy Holcomb, 01-02	205
22.	17.	John Martens, 83-84-85-86	201
23.	18.	•Mike Mackell, 02-03	199
24.	19.	Bery Randle, 93-94-95-96	194
25.	20.	Jeff Pete, 71-72	181
26.	21.	Joe McNaull, 91-92-93	177
27.	22.	Steve Malovic, 77-78	164

Free Throws Attempted

DI	Name, Years	FTA
1.	Michael Cage, 81-82-83-84	667
2.	Chad Nelson, 94-95-96-97	519
3.	•Myron Epps, 99-00-01-02	466
4.	Anthony Watson, 83-84-85-86	446
5.	Steve Copp, 73-74-75-76	439
6.	Courtie Miller, 90-91-92-93-94	398
7.	•Marcus Slaughter, 04-05-06	379
8.	Will Connelly, 75-76-77	376
9.	Leonard Allen, 82-83-84-85	369
10.	Mitch McMullen, 88-89	356
11.	•Brandon Heath, 04-05-06	342
12.	•Tony Bland, 02-03	340

13.	Tony Gwynn, 78-79-80-81	334
14.	•Marcelo Correa, 97-98-99-00-01	324
15.	Berry Randle, 93-94-95-96	314
16.	•Randy Holcomb, 01-02	312
17.	Joe McNaull, 91-92-93	300
18.	•Mike Mackell, 02-03	289
19.	John Martens, 83-84-85-86	285
20.	Jason Richey, 97-98	271
21.	Eddy Gordon, 80-81-82-83	255
22.	Jeff Pete, 71-72	252

Free Throw Percentage

minimum 40 career free throws			
Rk	DI	Name, Years	FT Pct.
1.	1.	Kim Goetz, 78-79	85.4
2.	-	Mike Spigler, 69-70	83.6
3.	2.	Steve Malovic, 78-79	82.4
4.	3.	Jason Richey, 97-98	80.4
5.	4.	Tony Ross, 87-88-89	80.3
6.	5.	Chad Nelson, 94-95-96-97	80.0
7.	6.	•Brandon Heath, 04-05-06	78.4
8.	7.	Mike Dodd, 76-77-78-79	77.8
9.	-	Bernie Finlay, 58-59-60	77.7
10.	8.	Chris McMurray, 72-73	76.9
11.	-	Gary Schneider, 70-71	76.8
12.	9.	Joel Kramer, 74-76-77-78	76.5
13.	10.	Jimmy Wilkins, 71-72	76.4
14.	11.	Courtie Miller, 90-91-92-93-94	75.9

Blocks

since 1978-79 season		
Rk	Name, Years	Blocks
1.	Leonard Allen, 82-83-84-85	214
2.	Michael Cage, 81-82-83-84	118
3.	Joe McNaull, 91-92-93	114
4.	•Aerick Sanders, 01-02-03-04	105
5.	•Marcelo Correa, 97-98-99-00-01	100
6.	Eddy Gordon, 80-81-82-83	71
7.	Marty Dow, 90-91	68
8.	Rodney Hawkins, 86-87-88	70
9.	•Marcus Slaughter, 04-05-06	64
10.	Leon Carter, 95-96	58
11.	Marc Carter, 94-95	55
12.	•Randy Holcomb, 01-02	51
13.	Courtie Miller, 90-91-92-93-94	51
14.	Mitch McMullen, 88-89	46
15.	Kevin Betts, 97-98	40
16.	•Chris Walton, 01-02-04-05	38
17.	Marcus Banks, 92-93	37
18.	Keith Balzer, 91-92-93	37
19.	Berry Randle, 93-94-95-96	35
20.	Steve Malovic, 78-79	34
21.	•Mohamed Camara, 05-06	32
22.	Eddie Morris, 80-81-82-83	32
23.	Roy Kruiswyk, 97-98	31

Steals

since 1978-79 season		
Rk	Name, Years	Steals
1.	Anthony Watson, 83-84-85-86	192
2.	Chad Nelson, 94-95-96-97	175
3.	Tony Gwynn, 78-79-80-81	141
4.	Eddie Morris, 80-81-82-83	131
5.	Matt Watts, 98-99	126
6.	Michael Best, 89-90	126
7.	Michael Cage, 81-82-83-84	126
8.	•Brandon Heath, 04-05-06	125
9.	•Deandre Moore, 01-02-03	114
10.	Eddy Gordon, 80-81-82-83	111
11.	Creon Dorsey, 85-86	109
12.	•Marcelo Correa, 97-98-99-00-01	102
13.	Jason Richey, 97-98	94
14.	Bobby Owens, 83-84-85-86	92
15.	Arthur Massey, 90-91	84
16.	•David Abramowitz, 99-00-01	81

16.	Kevin Betts, 97-98	81
18.	•Aerick Sanders, 01-02-03-04	80
19.	•Marcus Slaughter, 04-05-06	79
19.	Bryan Williams, 88-89	77
20.	Keith Smith, 82-83	76
21.	•John Sharper, 03-04-05-06	74
22.	Jason Hamilton, 93-94	73
22.	Tracy Dildy, 86-87	73

Games Played

Rk	DI	Name, Years	GP
1.	1.	Leonard Allen, 82-83-84-85	116
2.	2.	•Myron Epps, 99-00-01-02	113
2.	2.	Berry Randle, 93-94-95-96	113
4.	4.	•Marcelo Correa, 97-98-99-00-01	112
4.	4.	Chad Nelson, 94-95-96-97	112
4.	4.	Michael Cage, 81-82-83-84	112
7.	7.	•Chris Walton, 01-02-04-05	110
7.	7.	Anthony Watson, 83-84-85-86	110
9.	9.	•Aerick Sanders, 01-02-03-04	109
9.	9.	Mark Delsman, 74-75-76-77	109
11.	11.	Eddy Gordon, 80-81-82-83	107
11.	11.	Tony Gwynn, 78-79-80-81	107
11.	11.	Noel Mickelsen, 53-54-55-56	107
14.		Eddie Morris, 80-81-82-83	105
15.		•John Sharper, 03-04-05-06	102
16.		Courtie Miller, 90-91-92-93-94	101
17.		Joel Kramer, 74-76-77-78	99
18.		•Tommy Johnson, 02-03-04-05	98
19.		Bobby Owens, 83-84-85-86	94
20.		Steve Copp, 73-74-75-76	93
21.		Mike Dodd, 76-77-78-79	91
22.		•Deandre Moore, 01-02-03	88

nr.	•Trimaime Davis, 03-04-05-06	82
-----	------------------------------	----

Games Started

since 1978-79		
Rk	Name, Years	GS
1.	Michael Cage, 81-82-83-84	112
2.	Leonard Allen, 82-83-84-85	110
3.	Chad Nelson, 94-95-96-97	103
4.	Anthony Watson, 83-84-85-86	93
5.	•Marcelo Correa, 97-98-99-00-01	91
6.	•Myron Epps, 99-00-01-02	81
7.	•Deandre Moore, 01-02-03	73
8.	•Brandon Heath, 04-05-06	70
9.	•Tony Bland, 02-03	62
9.	Joe McNaull, 91-92-93	62
9.	Eddie Morris, 80-81-82-83	62
12.	•Randy Holcomb, 01-02	61
12.	Tony Gwynn, 78-79-80-81	61
12.	Eddy Gordon, 80-81-82-83	61
15.	•Aerick Sanders, 01-02-03-04	60
16.	Rodney Hawkins, 86-87-88	59
17.	•Marcus Slaughter, 04-05-06	58
17.	•Mike Mackell, 02-03	58
19.	Creon Dorsey, 85-86	57
19.	Courtie Miller, 90-91-92-93-94	57
19.	Chris Walters, 93-94	57
19.	Tony Ross, 87-88-89	57

Consecutive Gms. Started

since 1980-81 season		
Rk	Name, Years	Consecutive GS
1.	Michael Cage, 81-82-83-84	112
2.	Chad Nelson, 94-95-96-97	103
3.	Leonard Allen, 82-83-84-85	70
4.	•Randy Holcomb, 01-02	61
5.	•Aerick Sanders, 01-02-03-04	60
6.	•Myron Epps, 99-00-01-02	58
7.	Chris Walters, 93-94	57
7.	Joe McNaull, 91-92-93	57
9.	Kevin Betts, 97-98	55
9.	Anthony Watson, 83-84-85-86	55

---	---	---
nr.	•Brandon Heath, 04-05-06	35

Minutes Played

since 1978-79 season		
Rk	Name, Years	Minutes
1.	Michael Cage, 81-82-83-84	4,262
2.	Chad Nelson, 94-95-96-97	3,692
3.	Anthony Watson, 83-84-85-86	3,330
4.	Leonard Allen, 82-83-84-85	3,191
5.	•Myron Epps, 99-00-01-02	2,971
6.	Eddie Morris, 80-81-82-83	2,627
7.	•Marcelo Correa, 97-98-99-00-01	2,594
8.	•Deandre Moore, 01-02-03	2,462
9.	•Aerick Sanders, 01-02-03-04	2,460
10.	•Brandon Heath, 04-05-06	2,432
11.	Tony Gwynn, 78-79-80-81	+2,422
12.	Tony Ross, 87-88-89	2,402
13.	•Chris Walton, 01-02-04-05	2,286
14.	Eddy Gordon, 80-81-82-83	2,270
15.	•Tony Bland, 02-03	2,182
16.	Joe McNaull, 91-92-93	2,101
17.	•Marcus Slaughter, 04-05-06	2,064
18.	Courtie Miller, 90-91-92-93-94	2,005
19.	Berry Randle, 93-94-95-96	1,944
20.	•Randy Holcomb, 01-02	1,930
21.	•John Sharper, 03-04-05-06	1,913
22.	Rodney Hawkins, 86-87-88	1,880
23.	Jason Richey, 97-98	1,848

Victories

since 1975-76 season		
Rk	Name, Years	Wins
1.	Leonard Allen, 82-83-84-85	76
2.	Michael Cage, 81-82-83-84	68
3.	Anthony Watson, 83-84-85-86	63
4.	•Aerick Sanders, 01-02-03-04	61
5.	Eddie Morris, 80-81-82-83	59
6.	Eddy Gordon, 80-81-82-83	58
7.	•Chris Walton, 01-02-04-05	54
7.	Tony Gwynn, 78-79-80-81	54
7.	Mike Dodd, 76-77-78-79	54
10.	Joel Kramer, 74-76-77-78	53
11.	Bobby Owens, 83-84-85-86	52

---	---	---
nr.	•John Sharper, 03-04-05-06	49

Efficiency Points

since 1975-76 season		
Rk	Name, Years	Eff. Points
1.	Michael Cage, 81-82-83-84	2,534
2.	Steve Copp, 73-74-75-76	1,450
3.	Joel Kramer, 74-76-77-78	1,407
4.	Leonard Allen, 82-83-84-85	1,395
5.	Chad Nelson, 94-95-96-97	1,351
6.	Anthony Watson, 83-84-85-86	1,337
7.	•Aerick Sanders, 01-02-03-04	1,276
8.	Will Connelly, 75-76-77	1,216
9.	Steve Malovic, 78-79	1,137
10.	Tony Gwynn, 78-79-80-81	1,114

---	---	---
nr.	•Marcus Slaughter, 04-05-06	1,110
nr.	•Brandon Heath, 04-05-06	879

SDSU Freshmen Records

Points

Rk	Name	Points	Year
1.	Tony Ross	455	1987
2.	•Brandon Heath	413	2004
3.	Eddy Gordon	345	1980
4.	Presnell Gilbert	338	1977
5.	Anthony Watson	319	1983
5.	Eddie Morris	319	1980
7.	Myron Epps	308	1999
8.	Michael Cage	295	1981
9.	Steve Copp	270	1973
10.	•Evan Burns	240	2003

Scoring Average

Rk	Name	PPG	Year
1.	Tony Ross	16.3	1987
2.	Presnell Gilbert	15.4	1977
3.	•Brandon Heath	13.8	2004
4.	Eddie Morris	13.3	1980
5.	Eddy Gordon	12.8	1980
6.	Myron Epps	11.8	1999
7.	Anthony Watson	11.4	1983
8.	Michael Cage	10.9	1981
9.	Steve Copp	10.4	1973
10.	•Kyle Spain	10.3	2006
11.	•Evan Burns	9.2	2003

Rebounds

Rk	Name	Rebounds	Year
1.	Michael Cage	355	1981
2.	Eddy Gordon	239	1980
3.	•Marcus Slaughter	204	2004
4.	Steve Copp	173	1973
5.	Myron Epps	149	1999
6.	Presnell Gilbert	143	1977
7.	Kevin Brown	134	1986
8.	•Evan Burns	132	2003
9.	Vincent Okotie	117	1999
10.	Joe McNaull	114	1991

Rebound Average

Rk	Name	RPG	Year
1.	Michael Cage	13.1	1981
2.	Eddy Gordon	8.9	1980
3.	•Marcus Slaughter	6.8	2004
4.	Steve Copp	6.7	1973
5.	Presnell Gilbert	6.5	1977
6.	•Kyle Spain	6.4	2006
7.	Myron Epps	5.6	1999
8.	•Evan Burns	5.1	2003
9.	Vincent Okotie	4.7	1999
10.	Kevin Brown	4.6	1986
11.	Chris Holden	4.1	1979

Assists

Rk	Name	Assists	Year
1.	Raymond King	150	1996
2.	Mark Delsman	120	1974
3.	•Bradley Jackson	101	2000
4.	Jason Hamilton	97	1993
5.	Chad Nelson	90	1994
6.	Anthony Watson	85	1983
7.	Tracy Dildy	73	1986
8.	Chris McKinney	61	1991
9.	David Abramowitz	55	1994
10.	•Richie Williams	53	2006
10.	•Brandon Heath	53	2004

Assist Average

Rk	Name	APG	Year
1.	Raymond King	5.2	1996
2.	Mark Delsman	4.6	1974
3.	Jason Hamilton	3.7	1993

4.	•Bradley Jackson	3.6	2000
5.	•Richie Williams	3.3	2006
6.	Chad Nelson	3.2	1994
7.	Anthony Watson	3.0	1983
8.	Tracy Dildy	2.5	1986
9.	David Abramowitz	2.3	1999
10.	Chris McKinney	2.1	1991
11.	Tony Gwynn	1.9	1978

Blocks

Rk	Name	Blocks	Year
1.	Leonard Allen	45	1982
2.	Eddy Gordon	43	1980
3.	Joe McNaull	32	1991
4.	•Evan Burns	25	2003
5.	Michael Cage	20	1981
6.	•Marcus Slaughter	17	2004
7.	Chris Davis	16	1992
7.	Courtie Miller	16	1991
9.	•Aerick Sanders	15	2001
9.	Marcelo Correa	15	1998

Steals

Rk	Name	Steals	Year
1.	Raymond King	63	1996
2.	Jason Hamilton	55	1993
3.	•Brandon Heath	41	2004
4.	Tracy Dildy	40	1986
5.	•Bradley Jackson	38	2000
6.	Chad Nelson	36	1994
7.	•Marcus Slaughter	34	2004
8.	•Matt Thomas	32	2005
8.	•Evan Burns	32	2004
10.	Eddy Gordon	29	1980

Field Goals

Rk	Name	FGS	Year
1.	Tony Ross	152	1987
2.	Eddy Gordon	149	1980
3.	Presnell Gilbert	148	1977
4.	•Brandon Heath	144	2004
4.	Eddie Morris	144	1980
6.	Anthony Watson	132	1983
7.	Myron Epps	116	1999
8.	Michael Cage	115	1981
9.	Steve Copp	97	1973
10.	•Evan Burns	90	2003
11.	•Marcus Slaughter	87	2004

Field Goal Attempts

Rk	Name	FGA	Year
1.	•Brandon Heath	368	2004
2.	Tony Ross	364	1987
3.	Eddie Morris	326	1980
4.	Presnell Gilbert	321	1977
5.	Anthony Watson	320	1983
6.	Eddy Gordon	312	1980
7.	Myron Epps	241	1999
8.	Steve Copp	234	1973
9.	Michael Cage	206	1981
10.	Raymond King	200	1996
12.	•Marcus Slaughter	184	2004

Field Goal Percentage

<i>min. 5 FGA per game</i>			
Rk	Name	Pct.	Year
1.	Michael Cage	55.8	1981
2.	•Kyle Spain	50.0	2006
3.	•Evan Burns	49.2	2003
4.	Myron Epps	48.1	1999
5.	Eddy Gordon	47.8	1980
6.	•Marcus Slaughter	47.3	2004
7.	Presnell Gilbert	46.1	1977
8.	Vincent Okotie	44.7	1999

9.	Eddie Morris	44.2	1980
10.	Tony Ross	41.8	1987
11.	Raymond King	41.5	1996

Three-Point Field Goals

<i>in existence since 1986-87 season</i>			
Rk	Name	3FGs	Year
1.	Tony Ross	104	1987
2.	•Brandon Heath	48	2004
3.	•Steve Sir	46	2003
4.	David Abramowitz	29	1999
5.	Jason Hamilton	28	1993
6.	Robert Ringo	27	1992
7.	Will Porter	24	1997
8.	•Bradley Jackson	21	2000
8.	Chad Nelson	21	1994
8.	John Molle	21	1992
11.	•Tyler Smith	17	2005

Three-Point Field Goal Atts.

<i>in existence since 1986-87 season</i>			
Rk	Name	3FGA	Year
1.	Tony Ross	223	1987
2.	•Brandon Heath	160	2004
3.	•Steve Sir	114	2003
4.	David Abramowitz	87	1999
5.	Robert Ringo	84	1992
6.	Will Porter	83	1997
7.	John Molle	73	1992
8.	•Bradley Jackson	62	2000
9.	Berry Randle	58	1993
10.	Jason Hamilton	56	1993

Three-Point Field Goal Pct.

<i>min 20 3FGs; in existence since 1986-87 season</i>			
Rk	Name	Pct.	Year
1.	Jason Hamilton	50.0	1993
2.	Chad Nelson	46.7	1994
3.	Tony Ross	46.6	1987
4.	•Steve Sir	40.4	2003
5.	•Bradley Jackson	33.9	2000

Free Throws

Rk	Name	FTS	Year
1.	•Brandon Heath	77	2004
2.	Myron Epps	76	1999
2.	Steve Copp	76	1973
4.	•Matt Thomas	65	2005
4.	Michael Cage	65	1981
6.	Chad Nelson	60	1996
6.	Courtie Miller	60	1991
8.	Vincent Okotie	59	1999
9.	•Bradley Jackson	57	2000
10.	•Marcus Slaughter	55	2004
10.	Anthony Watson	55	1983

Free Throw Attempts

Rk	Name	FTA	Year
1.	Myron Epps	147	1999
2.	Steve Copp	113	1973
3.	•Brandon Heath	110	2004
4.	Vincent Okotie	96	1999
5.	•Matt Thomas	95	2005
6.	Michael Cage	86	1981
7.	Courtie Miller	84	1991
8.	Eddy Gordon	84	1980
9.	Chad Nelson	82	1994
10.	Berry Randle	80	1993

Free Throw Percentage

<i>min. 2.5 FTA per game</i>			
Rk	Name	Pct.	Year
1.	Michael Cage	75.6	1981

2.	•Bradley Jackson	74.0	2000
3.	Chad Nelson	73.2	1994
4.	•Marcus Slaughter	72.4	2004
5.	Courtie Miller	71.4	1991
6.	•Brandon Heath	70.0	2004

Minutes Played

<i>since 1978-79 season</i>			
Rk	Name	Min.	Year
1.	Michael Cage	1,031	1981
2.	Raymond King	1,016	1996
3.	•Brandon Heath	897	2004
4.	Jason Hamilton	874	1993
5.	•Bradley Jackson	830	2000
6.	Eddy Gordon	805	1980
7.	Anthony Watson	766	1983
8.	Myron Epps	758	1999
9.	Tony Ross	757	1987
10.	•Marcus Slaughter	755	2004

Efficiency Points

<i>since 1978-79 season</i>			
Rk	Name	Points	Year
1.	Michael Cage	537	1981
2.	Eddy Gordon	453	1980
3.	•Marcus Slaughter	360	2004
4.	•Evan Burns	304	2003
5.	Raymond King	292	1996
6.	Tony Ross	280	1987
7.	Jason Hamilton	271	1993
8.	•Brandon Heath	264	2004
9.	Chad Nelson	245	1994
10.	Myron Epps	237	1999

Efficiency Average

<i>since 1978-79 season</i>			
Rk	Name	EPG	Year
1.	Michael Cage	19.89	1981
2.	Eddy Gordon	16.78	1980
3.	•Kyle Spain	12.25	2006
4.	•Marcus Slaughter	12.00	2004
5.	•Evan Burns	11.69	2003
6.	Jason Hamilton	10.42	1993
7.	Raymond King	10.07	1996
8.	Tony Ross	10.00	1987
9.	Eddie Morris	9.38	1980
10.	Myron Epps	9.12	1999
11.	•Brandon Heath	8.80	2004



Game 1

San Diego State 67
Alaska Fairbanks 55

Nov. 17, 2005 ♦ Fairbanks, Alaska
Carlson Center ♦ Att.: 3,229

FAIRBANKS, Alaska - Brandon Heath scored 23 points, leading San Diego State to a season opening 67-55 victory over host Alaska-Fairbanks on Thursday in the quarterfinals of the BP Top of the World Classic. The season opening victory is the first time since 1984 the Aztecs have won a season-opening road game when they defeated UC Irvine 86-77.

Heath scored 10 of his 23 points in the final 7:12, helping the Aztecs (1-0) pull away from the Division II Nanooks (0-1).

San Diego State used its superior size to outbreast Alaska-Fairbanks 44-27.

The Nanooks had no answer for San Diego State forwards Marcus Slaughter and Trimaine Davis, who combined for 29 points. Slaughter had 16 points and a game-high 11 rebounds. Davis scored 13 points and blocked three shots. Senior Mohamed Camara chipped in with six rebounds of his own.

The Aztecs built a 31-21 halftime lead, the largest since they had a 10 point lead on Colorado State on January 24, 2005, but had to withstand a comeback by the Nanooks in the second half. Alaska-Fairbanks twice cut San Diego State's lead to four on 3-pointers by guards Chris Jordan and Austin Autry.

Heath ended the first run with a three-pointer. With just more than 6 minutes remaining, Slaughter drew a foul and hit a free throw that started a 9-0 game-clinching run.

The victory improved SDSU head coach Steve Fisher's record to 12-3 in season-opening games.

SDSU	MP	FG	3FG	FT	R	F	A	TO	B	S	TP
Heath	*34	6-15	3-8	8-9	5	0	3	4	0	1	23
Williams	*31	1-4	0-1	5-9	4	2	4	4	0	0	7
Sharper	*20	1-5	0-3	0-0	2	0	1	3	0	0	2
Davis	*32	5-6	0-0	3-4	3	1	0	0	3	0	13
Slaughter	*26	6-12	0-0	4-6	11	4	1	5	1	1	16
Hoerner	3	0-0	0-0	0-0	0	2	0	0	0	0	0
Thomas	13	0-2	0-0	0-0	2	0	0	3	0	1	0
Spain	25	1-2	0-0	0-0	5	1	0	1	0	0	2
Camara	16	2-2	0-0	0-1	6	1	0	1	0	1	4
Team					6			1			
Totals	200	22-48	3-12	20-29	44	11	9	22	4	4	67

UAF	MP	FG	3FG	FT	R	F	A	TO	B	S	TP
Osborne	*30	3-9	2-6	0-0	2	4	1	3	0	1	8
Bourne	*34	7-13	0-0	1-1	11	4	7	4	0	0	15
VonTellrop	*18	1-6	1-5	0-0	0	4	2	4	0	0	3
Barker	*25	1-6	1-4	0-0	3	5	1	2	0	2	3
Smith	*27	5-12	0-1	0-0	1	4	0	4	0	1	10
Titus	7	0-0	0-0	0-0	2	0	0	0	0	0	0
Miskovic	21	1-2	0-0	1-5	1	2	0	0	0	2	3
Jordan	26	3-8	1-4	1-2	2	2	1	1	2	1	8
Autry	12	2-5	1-2	0-0	1	0	0	0	0	0	5
Team					4						
Totals	200	23-61	6-22	3-8	27	25	12	18	2	7	55

Halftime: San Diego State 31, UAF 21. FG %: San Diego State 45.8, UAF 37.7. 3FG%: UAF 27.3, San Diego State 25.0. FT%: San Diego State 69.0, UAF 37.5. Officials: Jim Stupin, Shawn Lehigh, Chuck Jannelli. Technicals: None



Game 2

Illinois-Chicago 65
San Diego State 63

Nov. 19, 2005 ♦ Fairbanks, Alaska
Carlson Center ♦ Att.: 1,941

FAIRBANKS, Alaska - Othys Jeffers scored 13 points including two field goals as the clock wound down and Illinois-Chicago defeated San Diego State 66-63 Saturday in the semifinals of the BP Top of the World Classic.

Jeffers pulled down nine rebounds and added two assists and two blocks to push Illinois-Chicago (2-0) into the championship game Sunday against the winner of Denver-Southern Mississippi.

The teams finished the first half tied 31-31. The second half featured eight lead changes and seven ties.

With about 12 minutes remaining, Jeffers pulled down an offensive rebound and scored to start a 10-2 run. The Flames took their biggest lead of the half, 54-48, with about eight minutes to go.

The Aztecs answered with their own 10-2 run and took a 58-56 lead with five minutes left but were limited to just two more field goals.

On a John Sharper 3-pointer, the Aztecs took their last lead, 61-60, with just over three minutes remaining. The Flames' Justin Bowen answered with a 12-foot jumper and Jeffers scored on a layup and a dunk off an inbound play.

Brandon Heath led San Diego State with 18 points and extended his double-digit scoring streak to 11 games. Kyle Spain added seven points and a season-best 10 rebounds in his first career start.

Aztec forward Marcus Slaughter fell one point shy of extending his 28-game double-digit scoring streak in the three point loss.

UIC	MP	FG	3FG	FT	R	F	A	TO	B	S	TP
Smedley	*25	2-4	0-0	1-2	0	1	2	0	0	0	5
Jeffers	*37	5-9	0-0	3-6	9	1	2	6	2	1	13
Bush	*26	2-5	1-3	0-2	1	0	5	0	0	1	5
Bowen	*27	4-11	0-0	2-2	4	3	0	0	0	2	10
Zoric	*20	6-10	0-0	1-1	5	2	0	2	1	0	13
Mayo	17	1-5	1-3	4-4	1	3	1	3	1	0	7
Stefanov	9	0-1	0-1	0-0	0	2	0	0	0	0	0
Bond	15	2-4	1-1	0-0	3	2	0	0	0	0	5
Ignjatovic	4	0-2	0-1	0-0	0	0	0	0	0	0	0
Poole	20	4-8	0-0	0-1	8	1	1	0	0	0	8
Team					5						
Totals	200	26-59	3-9	11-18	36	15	11	11	4	4	66

SDSU	MP	FG	3FG	FT	R	F	A	TO	B	S	TP
Heath	*34	7-16	4-9	0-0	1	3	5	4	0	0	18
Williams	*26	3-6	0-1	1-1	2	1	1	2	0	2	7
Davis	*21	3-4	0-0	1-1	1	3	0	0	0	0	7
Spain	*32	3-6	0-0	1-3	10	2	2	3	0	1	7
Slaughter	*23	4-7	0-0	1-2	5	2	4	5	0	0	9
Hoerner	2	0-0	0-0	1-2	0	0	0	0	0	0	1
Sharper	29	3-9	2-7	0-0	0	2	1	0	0	0	8
Thomas	1	0-0	0-0	0-0	0	0	0	0	0	0	0
McGrath	11	0-1	0-0	2-4	2	3	1	0	0	0	2
Camara	21	2-4	0-0	0-0	7	3	0	1	1	1	4
Team					2						
Totals	200	25-53	6-17	7-13	30	19	14	15	1	4	63

Halftime: Illinois-Chicago 31, San Diego State 31. FG %: San Diego State 47.2, Illinois-Chicago 44.1. 3FG%: San Diego State 35.3, Illinois-Chicago 33.3. FT%: Illinois-Chicago 61.1, San Diego State 53.8. Officials: Jim Stupin, Marc Terrazas, Ralph Schemel. Technicals: None



Game 3

San Diego State 79
Southern Mississippi 51

Nov. 20, 2005 ♦ Fairbanks, Alaska
Carlson Center ♦ Att.: 2,071

FAIRBANKS, Alaska - Marcus Slaughter scored 18 points and San Diego State defeated Southern Miss 79-51 Sunday for third place in the BP Top of the World Classic. The 28-point road victory is the largest for an Aztec team since they beat U.S. International in 1985.

Southern Miss (1-2) jumped to a 7-0 lead. The Aztecs (2-1) pulled ahead for the first time, 12-11, when Brandon Heath took a behind-the-back pass from Matt Thomas and scored on a layup with 13 minutes left in the first half. The assist was one of seven for Thomas, who set a career high in that category.

San Diego State took the lead for good, 31-30, with two minutes left in the first half on a basket by Slaughter and led 39-32, at intermission.

The Aztecs' lead was 13 with 15:52 remaining in the second half when Southern Mississippi coach Larry Eustachy picked up his second technical foul and was ejected.

San Diego State shot 13-for-19 in the second half and hit 10-of-13 3-point attempts. The Aztecs performance from beyond the arc was good enough to set a new school record, breaking the old record of 75 percent set against Texas Tech in 1988.

Heath finished with 16 points and John Sharper added 12 off the bench, hitting all four of his 3-point attempts.

With the victory, the Aztecs improved to 2-1 and have matched their best record after three games in the past 11 seasons.

So. Miss.	MP	FG	3FG	FT	R	F	A	TO	B	S	TP
Forte	*29	4-7	1-1	0-0	2	1	1	1	1	0	9
Ambres	*16	0-1	0-0	0-0	3	3	0	0	0	0	0
Beasley	*30	3-8	1-6	0-0	3	1	0	1	0	0	7
Lamonte	*25	4-5	0-1	2-4	3	1	3	4	0	0	10
Simpson	*7	0-1	0-0	0-0	0	3	1	1	1	0	0
Pelton	29	0-3	0-1	0-0	1	1	1	2	0	0	0
Hall	5	0-2	0-1	2-2	0	0	0	0	0	0	2
Visockis	13	1-1	0-0	1-2	2	0	0	1	0	0	3
Singleton	17	3-7	2-3	3-4	1	1	2	1	0	0	11
Cornwell	21	3-6	0-2	3-4	2	2	1	0	1	0	9
Craft	8	0-2	0-2	0-0	0	0	0	1	0	0	0
Team					6						
Totals	200	18-43	4-17	11-16	23	13	9	12	3	0	51

SDSU	MP	FG	3FG	FT	R	F	A	TO	B	S	TP
Heath	*29	5-11	3-6	3-4	2	1	2	1	0	0	16
Williams	*16	1-2	1-1	0-0	1	2	3	4	0	2	3
Davis	*17	4-6	0-0	2-2	1	3	0	0	1	0	10
Spain	*25	4-4	1-1	2-5	3	2	0	0	0	3	11
Slaughter	*31	6-12	0-0	6-8	5	2	2	1	0	0	18
Hoerner	9	1-3	0-0	0-0	2	2	0	0	0	0	2
Sharper	13	4-4	4-4	0-0	2	1	0	0	0	0	12
Thomas	29	1-2	0-0	0-0	3	0	7	1	0	1	2
McGrath	9	1-1	1-1	0-0	1	1	0	0	0	0	3
Lamb	3	0-0	0-0	0-0	0	1	0	0	0	0	0
Camara	19	1-1	0-0	0-0	3	1	0	0	0	1	2
Team					1						
Totals	200	28-46	10-13	13-19	22	16	14	7	1	7	79

Halftime: San Diego State 39, So. Mississippi 32. FG %: San Diego State 60.9, So. Mississippi 41.9. 3FG%: San Diego State 76.9, So. Mississippi 23.5. FT%: So. Mississippi 68.8, San Diego State 68.4. Officials: Shawn Lehigh, Marc Terrazas, Ralph Schemel. Technicals: So. Mississippi - Team (2), SDSU - Slaughter. Ejections: So. Mississippi - Head Coach Larry Eustachy



Game 4

San Diego State 80
Albany 53

Nov. 26, 2005 ♦ San Diego, Calif.
Cox Arena ♦ Att.: 5,032

SAN DIEGO -- San Diego State forced 18 turnovers and held Albany to 34.7 percent shooting from the field as the Aztecs recorded an 80-53 victory in their home opener at Cox Arena.

San Diego State trailed for just 10 seconds in the early portion of the game in posting a 25-point victory for a second consecutive game for the first time since 1981.

Junior forward Marcus Slaughter recorded his 14th career double-double with 16 points and a career-high tying 15 rebounds. Classmate Brandon Heath led five Aztec players in double figures with 20 points in the contest.

The America East preseason favorites led 7-6 with 14:09 to play in the first half. But Heath connected on consecutive treys just 42 seconds a part and SDSU closed the half with a 37-23 run to own a 13-point lead at intermission.

After exchanging three-point field goals to open the second half, the Aztecs scored eight straight points to build a 21-point advantage. San Diego State capped the run with consecutive dunks from Trimaine Davis, off an alley-oop pass from Richie Williams, and Slaughter. The Great Danes never got closer than 18 points the rest of the way.

Williams, a true freshmen, recorded career highs with 10 points and five assists. The point guard did not commit a turnover in 24 minutes of action.

Also reaching double figures for the Aztecs were senior guard John Sharper and freshman forward Kyle Spain, each scoring 10 or more points for the second consecutive game.

San Diego State dominated the contest, owning a 15-0 advantage in fast break points and a 36-16 lead in points in the paint.

Albany	MP	FG	3FG	FT	R	F	A	T	O	B	S	TP
Levine	*27	1-6	1-4	3-4	3	4	1	3	1	0	6	
Wilson	*24	2-5	2-4	0-0	2	5	0	2	0	0	6	
Zoellner	*35	6-10	0-0	1-4	10	4	0	1	1	0	13	
Jordan	*21	0-4	0-0	0-0	2	2	0	1	0	0	0	
Wilson	*34	3-14	0-4	2-2	4	3	6	6	0	0	8	
Siggers	12	1-3	0-0	3-4	0	1	0	1	0	0	5	
Johnson	1	0-0	0-0	1-2	0	0	0	0	0	0	1	
Iati	28	3-6	2-5	4-4	0	2	2	3	0	1	12	
Knotts	2	0-0	0-0	0-0	0	0	0	0	0	0	0	
Connelly	7	0-0	0-0	0-0	1	0	0	0	0	0	0	
Graham	2	0-0	0-0	0-0	0	0	0	0	0	0	0	
Covington	7	1-1	0-0	0-1	0	1	0	0	0	0	2	
Team					7							
Totals	200	17-49	5-17	14-21	29	22	9	18	2	1	53	

SDSU	MP	FG	3FG	FT	R	F	A	T	O	B	S	TP
Spain	*27	5-8	0-2	0-4	4	1	1	0	0	1	10	
Slaughter	*33	6-16	0-0	4-6	15	4	2	6	2	2	16	
Davis	*29	2-5	0-0	2-3	4	3	4	2	1	0	6	
Heath	*33	7-13	3-5	3-4	2	0	1	3	0	1	20	
Williams	*24	2-3	1-2	5-7	2	2	5	0	0	2	10	
Hoerner	10	2-3	0-0	0-0	1	1	0	1	2	0	4	
Sharper	20	3-7	3-7	2-2	3	1	0	0	0	0	11	
Thomas	14	0-2	0-1	0-0	2	2	1	1	0	1	0	
McGrath	2	0-1	0-1	0-0	0	0	0	0	0	0	0	
Lamb	2	1-1	0-0	0-0	0	2	0	0	1	0	2	
Camara	6	0-1	0-0	1-2	1	4	0	0	0	0	1	
Team					4							
Totals	200	28-60	7-18	17-28	38	20	14	14	6	7	80	

Halftime: SDSU 43, UA 30. FG%: SDSU 46.7, UA 34.7. 3FG%: SDSU 38.9, UA 29.4. FT%: UA 66.7, SDSU 60.7. Officials: Mark Reischling, Kenneth Wilson, Brian Shelley. Technicals: None



Game 5

San Diego 90
San Diego State 80

Nov. 30, 2005 ♦ San Diego, Calif.
Jenny Craig Pavilion ♦ Att.: 5,012

SAN DIEGO -- San Diego State forced 18 turnovers and held Albany to 34.7 percent shooting from the field as the Aztecs recorded an 80-53 victory in their home opener at Cox Arena.

San Diego State trailed for just 10 seconds in the early portion of the game in posting a 25-point victory for a second consecutive game for the first time since 1981.

Junior forward Marcus Slaughter recorded his 14th career double-double with 16 points and a career-high tying 15 rebounds. Classmate Brandon Heath led five Aztec players in double figures with 20 points in the contest.

The America East preseason favorites led 7-6 with 14:09 to play in the first half. But Heath connected on consecutive treys just 42 seconds a part and SDSU closed the half with a 37-23 run to own a 13-point lead at intermission.

After exchanging three-point field goals to open the second half, the Aztecs scored eight straight points to build a 21-point advantage. San Diego State capped the run with consecutive dunks from Trimaine Davis, off an alley-oop pass from Richie Williams, and Slaughter. The Great Danes never got closer than 18 points the rest of the way.

Williams, a true freshmen, recorded career highs with 10 points and five assists. The point guard did not commit a turnover in 24 minutes of action.

Also reaching double figures for the Aztecs were senior guard John Sharper and freshman forward Kyle Spain, each scoring 10 or more points for the second consecutive game.

SDSU	MP	FG	3FG	FT	R	F	A	T	O	B	S	TP
Spain	*29	4-10	0-0	1-2	8	2	0	3	0	0	9	
Slaughter	*34	7-15	0-0	9-14	9	4	1	4	1	1	23	
Camara	*30	4-6	0-0	2-6	10	4	1	1	3	1	10	
Heath	*36	7-16	3-9	7-8	2	2	1	6	0	3	24	
Williams	*26	0-7	0-1	0-0	1	3	6	1	0	4	0	
Hoerner	5	0-1	0-0	0-0	2	2	0	0	1	0	0	
Sharper	28	4-6	4-6	0-0	1	1	3	1	1	1	12	
Thomas	9	1-1	0-0	0-0	1	1	0	1	0	0	2	
McGrath	3	0-0	0-0	0-0	0	0	0	0	0	0	0	
Team					5							
Totals	200	27-62	7-16	19-30	39	19	12	17	6	10	80	

San Diego	MP	FG	3FG	FT	R	F	A	T	O	B	S	TP
Pomare	*21	2-4	0-0	1-3	3	1	2	2	2	0	5	
Belser	*29	7-11	3-4	1-2	12	4	1	1	1	0	18	
Lewis	*28	6-11	1-2	3-3	3	4	4	3	1	0	16	
DeRogatis	*30	6-9	6-8	2-2	4	2	4	2	0	0	20	
Murdock	*23	4-5	1-1	0-0	1	2	2	3	0	1	9	
Johnson	27	3-8	0-2	3-4	1	2	5	3	0	2	9	
Brown	11	0-4	0-3	0-0	0	2	0	0	0	1	0	
White	9	0-2	0-0	1-2	3	3	2	0	0	0	1	
Cohen	22	4-7	0-1	4-5	4	3	1	1	0	0	12	
Team					2							
Totals	200	32-61	11-21	15-21	33	23	21	15	4	4	90	

Halftime: San Diego State 38, San Diego 30. FG %: San Diego 52.5, San Diego State 43.5. 3FG%: San Diego 52.4, San Diego State 43.8. FT%: San Diego 71.4, San Diego State 63.3. Officials: David Libbey, Rick Batsell, Deron White. Technicals: None.



Game 6

San Diego State 88
Point Loma Nazarene 77

Dec. 3, 2005 ♦ San Diego, Calif.
Cox Arena ♦ Att.: 3,649

SAN DIEGO -- Marcus Slaughter had 25 points and 14 rebounds to lead San Diego State to an 88-77 victory over Point Loma Nazarene Saturday night.

Brandon Heath had 20 points for San Diego State (4-2) and Kyle Spain added a career high 15 points and nine rebounds.

Heath scored 20 or more points for the fourth time this season and for the 25th time in his Aztec career.

Point Loma Nazarene (5-2) had a four-game winning streak snapped.

The Sea Lions jumped out to an 18-9 lead to start the game. They hit seven of their first eight 3-point attempts and trailed by just four, 46-42, at the half.

Matt Benson led Point Loma Nazarene with 21 points while John Clarke had 16 and Finis Jones 14.

The Aztecs held Sea Lion center Tim Kruge to just two points and three rebounds in 17 minutes of action. Kruge came into the game averaging a team-high 15.2 points per game and 7.5 rebounds a game.

Slaughter had several key baskets in the second half, including a three-point play with five minutes left that gave the Aztecs an 80-72 lead after Point Loma Nazarene had closed to within five at 77-72. He also recorded his third double-double of the season and the 15th of his career.

San Diego State won the rebounding battle 47-31 and connected on 24 of 26 free throws. The Aztecs also dominated the paint as they outscored the Sea Lions, 42-20.

It was the first meeting in 40 years between the two San Diego-area schools.

Point Loma	MP	FG	3FG	FT	R	F	A	T	O	B	S	TP
Benson	*34	8-14	5-10	0-0	2	4	1	3	0	1	21	
Kruege	*17	1-7	0-0	0-0	3	4	2	4	0	1	2	
Lopez	*35	2-7	2-4	2-2	1	2	2	1	0	1	8	
Sanderson	*27	1-4	1-1	4-4	3	3	3	6	0	2	7	
Clarke	*36	6-14	2-4	2-2	10	2	3	1	1	2	16	
Spencer	3	0-1	0-0	0-0	2	1	0	0	0	0	0	
Jones	25	7-11	0-0	0-2	3	4	1	1	0	0	14	
Ortiz	22	3-8	0-4	3-4	3	2	3	1	0	1	9	
Wilcox	1	0-0	0-0	0-0	0	0	0	0	0	0	0	
Team					4							
Totals	200	28-66	10-23	11-14	31	22	15	13	1	8	77	

SDSU	MP	FG	3FG	FT	R	F	A	T	O	B	S	TP
Spain	*27	6-9	0-0	3-3	9	2	0	3	2	1	15	
Slaughter	*33	8-12	0-0	9-9	14	3	2	3	2	1	25	
Camara	*15	2-9	0-0	1-1	8	2	0	1	0	1	5	
Heath	*31	5-13	2-5	8-8	3	2	3	2	0	2	20	
Williams	*22	2-2	0-0	0-0	2	0	4	2	0	0	4	
Hoerner	11	1-3	0-0	2-2	4	1	0	2	0	0	4	
Sharper	28	2-7	2-5	0-0	2	3	1	1	0	2	6	
Thomas	18	4-9	0-0	1-3	2	1	0	1	0	0	9	
McGrath	15	0-3	0-1	0-0	1	1	3	0	0	1	0	
Team					2							
Totals	200	30-67	4-11	24-26	47	15	13	15	4	8	88	

Halftime: SDSU 46, PLNU 42. FG%: SDSU 44.8, PLNU 42.4. 3FG%: PLNU 43.5, SDSU 36.4. FT%: SDSU 92.3, PLNU 78.6. Officials: Lonnie Dixon, Ronnie Hernandez, Roosevelt Brown. Technicals: None



Game 7

California 82
San Diego State 64

Dec. 6, 2005 ♦ Berkeley, Calif.
Haas Pavilion ♦ Att.: 8,679

BERKELEY, Calif. -- California connected on 10-of-18 three-point attempts, shot 50.9 percent from the field and forced 20 turnovers in an 82-64 victory over San Diego State at Haas Pavilion.

The Aztecs played well early, rallying from a seven-point deficit to lead by as many as four points. Junior forward Marcus Slaughter scored eight consecutive points during an 8-0 San Diego State run that gave the Aztecs their first lead 12-11.

Senior guard John Sharper scored five straight SDSU points and freshman forward Kyle Spain connected on a three to give SDSU its biggest advantage, 20-16 with 9:26 to play.

Turnovers plagued the Aztecs, as San Diego State committed 12 turnovers in a 10:44 stretch during which the Bears made a 28-10 run to take control of the game. Included in that stretch were turnovers on the Aztecs' first seven possessions of the second half.

Slaughter recorded his third double-double in his last four games, the fourth of the season and the 16th of his career with a team-high 22 points and a game-high 13 rebounds.

Sharper tied a career-high with 15 points, connecting on three three-point field goals in 23 minutes of action. It marked the fourth time the senior reached double-figures in his last five games.

Senior guard Brandon Heath scored eight points, snapping his string of consecutive double-figure scoring games at 15, one short of his career best.

SDSU	MP	FG	3FG	FT	R	F	A	TO	B	S	TP
Spain	*31	2-8	1-3	4-4	6	3	2	4	0	0	9
Slaughter	*34	8-14	0-0	6-7	13	4	1	2	0	0	22
Camara	*29	3-5	0-0	0-0	4	2	0	1	1	3	6
Heath	*27	3-8	2-4	0-0	1	0	1	9	0	1	8
Williams	*25	0-1	0-0	0-0	3	2	5	2	0	2	0
Hoerner	2	0-0	0-0	0-0	0	1	0	1	1	0	0
Sharper	23	5-11	3-8	2-4	1	3	1	0	0	0	15
Thomas	17	1-5	0-0	2-2	1	0	2	0	0	0	4
Team					0			1			
Totals	200	22-53	6-16	14-17	30	16	13	20	2	6	64

California	MP	FG	3FG	FT	R	F	A	TO	B	S	TP
Wilkes	*25	3-7	2-2	0-0	1	1	1	2	0	1	8
Powe	*36	9-14	1-1	3-6	8	3	3	2	0	1	22
Hardin	*20	3-6	0-0	0-0	6	3	1	2	2	0	6
Ubaka	*36	5-11	3-7	0-0	5	3	5	2	0	1	13
Midgley	*34	5-9	4-5	3-3	1	2	5	0	0	2	17
Benson	13	3-3	0-0	2-2	2	2	0	1	1	0	8
Panawek	1	0-1	0-1	0-0	0	0	0	0	0	0	0
Vierneisel	2	0-0	0-0	0-0	0	0	0	0	0	0	0
Smith	19	0-2	0-0	2-2	3	2	1	3	0	1	2
Robertson	11	0-3	0-2	4-4	1	1	1	0	0	1	4
Pribble	2	0-0	0-0	0-0	1	0	1	0	0	0	0
Kovacevic	1	1-1	0-0	0-1	1	1	0	0	0	0	2
Team					1			1			
Totals	200	29-57	10-18	14-18	30	18	18	13	3	7	82

Halftime: California 42, San Diego State 32. FG%: California 50.9, San Diego State 41.5. 3FG%: California 55.6, San Diego State 37.5. FT%: San Diego State 82.4, California 77.8. Officials: Randy McCall, Mike Littlewood, Michael Irving.



Game 8

Washington State 60
San Diego State 49

Dec. 10, 2005 ♦ San Diego, Calif.
Cox Arena ♦ Att.: 6,406

SAN DIEGO -- Washington State held San Diego State without a field goal for a 16 minute stretch during the second half and went on to post a 60-49 victory in the second game of the second annual San Diego SLAM.

San Diego defeated Fresno State, 72-61, in the opening game of the doubleheader.

The Aztecs led by six points at intermission and built the lead to seven points at the 15 minute mark of the second half, before going cold.

San Diego State missed 23 consecutive field goal attempts but still remained within striking distance, with a free throw attempt to cut into a three-point deficit with 2:46 to play. The Aztecs missed the free throw and the Cougars scored the next 10 points to put the game away.

Marcus Slaughter recorded his 17th career double-double with a game-high 26 points and a career-best 17 rebounds. He now has career long streaks with three straight double-doubles and four consecutive games with at least 20 points.

San Diego State held an advantage on the glass (39-36), including a 16-8 edge in offensive rebounding and enjoyed a 19-10 scoring advantage from the free throw line. However, the Aztecs could not overcome their worst shooting performance in 32 years.

SDSU connected on 14-of-53 from the field, for 26.4 percent. That was the worst shooting night for an Aztec squad since Dec. 7, 1973, when the Aztecs shot an identical 26.4 percent from the floor in a 92-57 loss to Oklahoma.

Washington State's Robbie Cowgill earned game most valuable player honors with 12 points and seven rebounds.

Wash. St.	MP	FG	3FG	FT	R	F	A	TO	B	S	TP
Weaver	*30	1-8	0-0	1-2	4	1	6	1	0	1	3
Cowgill	*20	6-11	0-0	0-0	7	5	1	2	0	0	12
Henry	*13	0-1	0-0	0-0	2	1	0	2	0	0	0
Low	*32	4-7	0-1	3-4	4	2	2	1	0	2	11
Green	*32	1-5	0-1	4-4	8	3	2	2	0	4	6
Akognon	18	3-6	2-4	0-0	2	4	3	0	0	0	8
Baynes	26	4-10	0-0	0-0	4	2	0	1	5	1	8
Chavers	5	1-3	0-0	0-0	0	0	0	0	0	0	2
Clark	9	0-0	0-0	0-1	0	1	2	1	1	0	0
Forrest	15	4-4	0-0	2-2	2	3	0	2	2	0	10
Team					3						
Totals	200	24-55	2-610-13	36	22	16	12	8	8	8	60

SDSU	MP	FG	3FG	FT	R	F	A	TO	B	S	TP
Spain	*27	3-10	0-1	0-2	8	2	2	0	1	2	6
Slaughter	*39	7-15	0-0	12-15	17	2	1	4	1	0	26
Camara	*22	0-0	0-0	0-0	1	2	0	2	1	0	0
Heath	*32	1-13	0-6	0-0	3	2	2	2	0	0	2
Williams	*24	1-5	0-2	4-5	1	3	3	4	0	0	6
Sharper	20	2-8	2-8	1-2	2	3	0	1	0	0	7
Thomas	10	0-2	0-0	0-0	1	0	0	1	0	1	0
McGrath	13	0-0	0-0	2-3	4	0	0	1	0	0	2
Lamb	13	0-0	0-0	0-0	0	2	0	1	1	1	0
Team					2						
Totals	200	14-53	2-17	19-27	39	16	8	16	4	4	49

Halftime: San Diego State 27, Washington State 21. FG%: Washington State 43.6, San Diego State 26.4. 3FG%: Washington State 33.3, San Diego State 11.8. FT%: Washington State 76.9, San Diego State 70.4. Officials: Randy McCall, Bob Staffen, Mark Reischling. Attendance: 6,406.



Game 9

San Diego State 66
UC Santa Barbara 54

Dec. 17, 2005 ♦ San Diego, Calif.
Cox Arena ♦ Att.: 4,965

SAN DIEGO -- San Diego State broke its two-game losing streak with a 66-54 victory over long-time rival UC Santa Barbara despite losing Marcus Slaughter due to injury in the first half.

Slaughter, the Mountain West Conference pre-season player of the year, sprained his left knee while going for a rebound just eight minutes into the game. He left the game and did not return.

The Aztecs led wire-to-wire and went into halftime leading the Gauchos, 28-18. The 18 points allowed by San Diego State was its lowest point total allowed after one half this season and was the lowest since the 2003 season.

With the loss of Slaughter, freshman Kyle Spain elevated his game en route to a career-high 17 points, seven rebounds and five steals. Classmate Brett Hoerner turned in a nice performance with a career-high nine points in a season-high 14 minutes.

The Aztec frontcourt carried SDSU to victory as it scored 44 of the team's 66 points on 20-of-29 shooting.

The game also marked the return of senior team captain Trimaine Davis who had missed the last four games due to arthroscopic knee surgery. The forward contributed six points and three rebounds in 25 minutes of action.

San Diego State outshot the Gauchos from the field (48.1 percent to 40.7 percent) and improved to 15-2 since the beginning of the 2003-04 when having a higher field goal percentage than its opponent.

UCSB	MP	FG	3FG	FT	R	F	A	TO	B	S	TP
Devine	*25	1-6	0-0	0-0	5	4	1	4	0	1	2
Goettsche	*27	4-8	0-0	1-6	7	0	0	1	2	0	9
Brown	*35	4-14	1-7	3-5	4	2	3	2	0	0	12
Davis	*18	0-3	0-1	0-0	1	0	2	1	1	1	0
Harris	*28	3-9	1-4	1-1	5	2	5	4	0	4	8
Hurdle	5	1-1	0-0	0-0	0	1	1	0	0	0	2
Rasp	20	4-4	3-3	0-0	1	1	0	2	5	1	11
See	15	2-2	0-0	0-0	1	1	1	0	0	0	4
Garlepp	12	2-3	0-1	0-0	4	4	0	2	1	0	4
Moore	7	1-3	0-0	0-0	1	0	0	0	2	0	2
Turner	8	0-1	0-0	0-0	2	1	0	3	0	0	0
Team					2						
Totals	200	22-54	5-16	5-12	33	16	13	19	4	2	54

SDSU	MP	FG	3FG	FT	R	F	A	TO	B	S	TP
Spain	*30	8-10	0-1	1-3	7	1	2	3	0	5	17
Slaughter	*8	1-5	0-0	0-0	3	0	0	0	0	0	2
Camara	*31	5-6	0-0	0-1	9	3	0	1	2	0	10
Heath	*30	4-13	2-6	5-6	4	2	4	4	0	1	15
Williams	*20	0-2	0-0	1-2	1	1	0	3	0	0	1
Hoerner	14	3-4	0-0	3-5	1	1	1	1	0	2	9
Sharper	29	2-9	2-8	0-0	1	0	1	0	0	0	6
Davis	25	3-4	0-0	0-3	2	3	0	1	1	0	6
Thomas	6	0-0	0-0	0-0	0	0	0	0	2	0	0
McGrath	6	0-1	0-0	0-0	0	0	0	1	0	0	0
Lamb	1	0-0	0-0	0-0	0	1	0	0	0	0	0
Team					5						
Totals	200	26-54	4-15	10-20	33	12	8	14	5	8	66

Halftime: San Diego State 28, UCSB 18. FG%: San Diego State 48.1, UCSB 40.7. 3FG%: UCSB 31.3, San Diego State 26.7. FT%: San Diego State 50.0, UCSB 41.7. Officials: Randy McCall, Mike Scypers, Shawn Lehigh. Attendance: 4,965.



Game 10

San Diego State 58
UMBC 45

Dec. 20, 2005 ♦ San Diego, Calif.
Cox Arena ♦ Att.: 3,821

SAN DIEGO -- San Diego State limited Maryland-Baltimore County to 31.7 percent field goal shooting, including 15.8 percent from three-point range, as the Aztecs cruised to a 58-45 victory at Cox Arena.

San Diego State held UMBC to just eight first-half field goals in building a 36-17 advantage at intermission. The 19-point halftime lead was the biggest for SDSU since Nov. 21, 2003.

Freshman forward Kyle Spain tallied a team-high 16 points and added none rebounds. It marked the fifth double-digit scoring game for the true freshman and SDSU improved to 5-0 in those games.

Senior guard John Sharper came off the bench and added 12 points on the strength of four three-point field goals. It marked the ninth consecutive game in which he has connected on multiple treys.

Junior guard Brandon Heath added 11 points, four rebounds and three assists while senior center Mohamed Camara had four points and a game-high 10 rebounds.

UMBC led 7-6 with 14:07 to play in the first half before the Aztecs scored 11 straight points to take control of the game. San Diego State outscored the Retrievers 30-10 in the final 14 minutes of the first half.

San Diego State played without junior forward Marcus Slaughter. The MWC preseason player of the year suffered a sprain MCL in the previous game and is expected to miss 3-4 weeks.

UMBC	MP	FG	3FG	FT	R	F	A	TO	B	S	TP
Dinkins	*33	7-14	1-1	2-2	4	4	0	2	0	1	17
Zito	*34	5-12	1-4	1-7	8	4	2	2	1	0	12
Housman	*30	4-7	0-0	0-0	4	3	0	0	0	6	8
Pugh	*34	2-10	0-3	0-0	5	2	5	4	2	4	4
Hodges	*20	0-9	0-6	0-0	1	2	0	1	0	0	0
Greene	*28	1-5	1-5	0-0	3	0	4	1	0	2	3
Bilal	6	0-1	0-0	0-0	0	1	0	2	0	1	0
Young	11	0-2	0-0	1-2	1	2	0	1	0	0	1
Timba	4	0-0	0-0	0-0	0	0	0	0	0	0	0
Team					3						
Totals	200	19-60	3-19	4-11	29	18	11	13	3	14	45

SDSU	MP	FG	3FG	FT	R	F	A	TO	B	S	TP
Davis	*28	3-4	0-0	2-2	6	3	0	0	1	0	8
Spain	*26	5-12	1-1	5-6	9	0	1	2	0	2	16
Camara	*26	2-2	0-0	0-5	10	2	1	1	2	0	4
Heath	*33	4-11	0-3	3-4	4	2	3	6	0	1	11
Thomas	*26	0-1	0-0	2-4	3	1	4	5	0	3	2
Hoerner	14	0-0	0-0	0-0	1	2	0	2	0	0	0
Williams	10	1-3	1-2	0-0	1	1	1	3	0	0	3
Sharper	26	4-8	4-8	0-0	1	0	0	3	0	0	12
McGrath	11	1-3	0-2	0-0	5	2	0	2	0	1	2
Team					3						
Totals	200	20-44	6-16	12-21	43	13	10	24	3	7	58

Halftime: San Diego State 36, Maryland-Baltimore County 17.
FG%: San Diego State 45.5, Maryland-Baltimore County 31.7.
3FG%: San Diego State 37.5, Maryland-Baltimore County 15.8. FT%: San Diego State 57.1, Maryland-Baltimore County 36.4.
Officials: Tim Gabutero, Mike Reed, Martin Cota.
Attendance: 3,821.



Game 11

Providence 80
San Diego State 65

Dec. 27, 2005 ♦ Providence, R.I.
Dunkin' Donut Center ♦ Att.: 7,183

PROVIDENCE, R.I. -- San Diego State connected on eight of its first 10 attempts from the field but was unable to hold onto a 13-point first half advantage as Providence claimed an 80-65 victory at the Dunkin' Donuts Center on Dec. 27.

The Aztecs connected on just 14-of-48 (29.2 percent) shots from the field after the blistering start and the Friars owned a 49-32 rebound advantage in the contest.

San Diego State connected on 7-of-14 three-point field goal attempts in the first half, and made six treys in the first 10:09 of the game. Junior guard Brandon Heath connected on his fourth three-point field goal in the game at the 10:08 mark to give SDSU its biggest lead at 25-12.

The Friars responded by scoring the next nine points and later took their first lead of the game on a pair of Jonathan Kale free throws with 1:50 remaining in the first half.

The Friars led 56-50 with 11:54 to play, but Providence used a 10-0 run over the next 3:54 to put the game out of reach.

Heath scored 22 points and had a season-high four three-point field goals. It marked the fifth time this season and the 26th time in his career he has scored 20 or more points in a game.

Junior forward Mohamed Abukar made his long awaited debut in an Aztec uniform. The Florida transfer who had to sit out the first semester due to NCAA transfer rules, came off the bench to score 10 points and add a team-high three assists.

SDSU	MP	FG	3FG	FT	R	F	A	TO	B	S	TP
Davis	*22	1-5	0-0	2-2	4	2	0	0	4	0	4
Spain	*32	6-10	3-4	3-6	8	4	1	2	1	1	18
Camara	*24	0-4	0-0	1-8	9	4	1	0	3	0	1
Heath	*35	7-15	4-8	4-4	2	2	2	5	0	2	22
Williams	*24	1-5	0-2	0-0	4	4	0	2	1	0	2
Hoerner	5	1-2	0-0	0-1	0	2	0	0	0	0	2
Sharper	20	2-7	2-7	0-0	2	1	3	0	0	0	6
Thomas	9	0-0	0-0	0-0	0	3	2	2	0	1	0
Abukar	29	4-10	0-0	2-4	2	2	3	3	0	3	10
Team					1						
Totals	200	22-58	9-21	12-25	32	24	12	14	9	7	65

Providence	MP	FG	3FG	FT	R	F	A	TO	B	S	TP
McDermott	*33	4-9	1-1	6-6	13	4	2	3	1	2	15
Burch	*22	0-2	0-0	0-0	5	2	1	1	0	0	0
Hanke	*17	2-3	0-0	0-0	4	3	0	1	1	0	4
McGrath	*31	5-16	3-10	2-2	0	1	5	0	0	3	15
Curry	*32	5-16	1-4	2-2	5	2	2	1	0	1	13
Efejuku	23	2-5	0-1	10-14	3	3	0	4	0	0	14
Hill	16	1-1	0-0	2-2	4	2	0	0	5	0	4
Kale	26	5-8	0-0	5-9	12	2	0	3	2	1	15
Team					3						
Totals	200	24-60	5-16	27-35	49	19	10	13	9	7	80

Halftime: Providence 36, San Diego State 34. FG%: Providence 40.0, San Diego State 37.9. 3FG%: San Diego State 42.9, Providence 31.3. FT%: Providence 77.1, San Diego State 48.0.
Officials: David Hull, Randy McCall, Larry Spaulding.
Attendance: 7,183.



Game 12

San Diego State 84
Loyola Marymount 68

Dec. 31, 2005 ♦ San Diego, Calif.
Cox Arena ♦ Att.: 3,168

SAN DIEGO -- Aztec freshman Richie Williams recorded career highs with 16 points, seven rebounds, six assists and five steals and junior Brandon Heath added a season-high 25 points as San Diego State cruised to an 84-68 victory over Loyola Marymount at Cox Arena on Dec. 31.

San Diego State scored 84 points, its second highest scoring output of the season and shot 53.1 percent from the field, its highest percentage since Nov. 20. The Aztecs also tied a season-best by making 10 three-point field goals in their final tune-up before conference play starts.

Heath led five Aztec players in double figures and crossed the 20-point plateau for the 27th time in his career. Williams set or tied career highs in five categories and was joined in double figures by John Sharper (11), Mohamed Abukar (10) and Trima Davis (10).

The Lions built an early lead, owning a 16-9 advantage with 14:15 to play in the first half. The Aztecs used an 18-2 advantage to take a double-digit lead and Loyola Marymount got no closer than five points the rest of the way.

The Aztec starting backcourt made three three-point field goals during the run, two by Heath and one by Williams, as the Aztecs recorded their seventh victory by at least 11 points this season.

San Diego State outrebounding the Lions 42-25. It marked the seventh time this season that SDSU has owned a rebound advantage and the Aztecs have been outboarded just once in the last nine games.

LMU	MP	FG	3FG	FT	R	F	A	TO	B	S	TP
Knight	*28	3-8	0-0	1-3	2	1	0	3	1	0	7
Ayer	*23	2-4	0-0	5-7	5	5	1	3	1	0	9
Worthy	*24	2-6	0-1	4-4	4	5	1	3	0	1	8
Wardrop	*38	7-14	4-8	1-1	1	2	6	3	0	3	19
Ziri	*37	6-12	1-5	1-2	7	1	2	3	0	3	14
Montgomery	19	0-5	0-3	0-0	0	3	3	1	0	1	0
Haywood	20	2-5	0-0	3-4	2	4	1	4	0	0	7
Brown	11	2-4	0-0	0-0	2	4	0	0	0	0	4
Team					2						
Totals	200	24-58	5-17	15-21	25	25	14	20	2	8	68

SDSU	MP	FG	3FG	FT	R	F	A	TO	B	S	TP
Spain	*29	1-5	0-1	7-8	5	3	1	4	2	1	9
Abukar	*34	2-8	0-1	6-10	7	3	2	4	1	1	10
Camara	*14	1-2	0-0	0-2	5	2	1	1	1	0	2
Heath	*37	8-16	5-9	4-4	4	2	3	6	0	3	25
Williams	*38	5-6	2-3	4-5	7	1	6	4	0	5	16
Hoerner	7	0-0	0-0	1-2	1	1	0	0	0	0	1
Sharper	16	4-6	3-4	0-0	1	0	1	1	0	0	11
Davis	23	5-5	0-0	2-2	8	5	0	3	2	0	10
Thomas	2	0-1	0-0	0-0	0	0	0	0	0	0	0
Team					4						
Totals	200	26-49	10-18	22-33	42	17	14	23	6	10	84

Halftime: San Diego State 42, Loyola Marymount 30. FG%: San Diego State 53.1, Loyola Marymount 41.4. 3FG%: San Diego State 55.6, Loyola Marymount 29.4. FT%: Loyola Marymount 71.4, San Diego State 66.7. Officials: Frank Harvey, Jim Stupin, Mike Seyphers. Attendance: 3,168.



Game 13

San Diego State 83
Colorado State 75

January 4, 2006 ♦ San Diego, Calif.
Cox Arena ♦ Att.: 2,532

SAN DIEGO – San Diego State junior Mohamed Abukar tied a career-high and junior Brandon Heath scored 22 points apiece as the Aztecs opened Mountain West Conference play with a victory for the fourth straight season, defeating Colorado State, 83-75, at Cox Arena.

Abukar, playing in just his third game as an Aztec after transferring from Florida and sitting out for a year, connected on 10-of-12 attempts from the field. He helped lead San Diego State to 52.6 percent shooting from the field, its second consecutive game above 50 percent.

Junior forward Marcus Slaughter, who had missed the previous three games due to a second degree MCL injury to his left knee, returned to the starting lineup, scoring six points and adding a game-high 11 rebounds and a career-high six assists in 26 minutes of action.

Freshman forward Kyle Spain also returned to double figures for the fifth time in six games, with 13 points and five rebounds.

San Diego State took the lead on a Kyle Spain jumper at the 17:43 mark of the first half and never relinquished it. The Aztecs led by as many as 17 points in the second half, but a frantic Colorado State rallied pulled the Rams to within one point, 73-72, with 2:46 to play.

Slaughter made two free throws the next time down court, followed by a Abukar jumper to give SDSU a five-point lead. Freshman Richie Williams and Heath teamed to make six consecutive free throws in the final 44 seconds to secure the victory for SDSU.

AFA	MP	FG	3FG	FT	R	F	A	T	O	B	S	TP
Robinson	*9	1-2	0-0	0-0	1	0	1	1	1	0	2	0
Smith	*21	4-6	0-0	2-2	5	5	3	3	2	0	10	10
Harrison	*25	9-14	0-0	3-3	4	4	1	2	0	1	21	21
Lewis	*34	4-11	2-3	1-2	4	2	6	3	0	3	11	11
Gilling	*17	1-6	1-5	0-0	0	2	1	0	0	1	3	3
S. Morris	23	5-12	3-8	0-0	2	2	1	0	0	3	13	13
Harris	7	1-1	1-1	0-0	0	0	2	2	0	0	3	3
Patterson	7	0-2	0-2	0-0	0	0	0	0	0	1	0	0
Creason	31	4-5	0-0	2-2	3	1	1	7	0	1	10	10
M. Morris	26	1-3	0-1	0-0	8	1	4	0	0	0	2	2
Team					0							
Totals	200	30-62	7-20	8-9	27	17	20	18	3	10	75	

SDSU	MP	FG	3FG	FT	R	F	A	T	O	B	S	TP
Spain	*29	6-10	0-0	1-1	5	2	1	4	0	3	13	13
Abukar	*33	10-12	0-1	2-2	1	3	1	3	0	1	22	22
Slaughter	*26	1-7	0-0	4-5	11	5	6	1	2	1	6	6
Heath	*35	7-15	4-7	4-5	1	1	1	1	0	1	22	22
Williams	*33	1-5	0-4	6-6	2	2	6	5	0	3	8	8
Sharper	20	2-4	2-4	0-0	0	2	1	1	0	0	6	6
Davis	8	3-3	0-0	0-0	2	0	0	0	0	0	6	6
Thomas	3	0-0	0-0	0-0	0	0	0	1	0	0	0	0
Camara	13	0-1	0-0	0-0	6	1	0	1	0	1	0	0
Team					3			1				
Totals	200	30-57	6-16	17-19	31	16	16	18	2	10	83	

Halftime: San Diego State 37, CSU 32. FG%: San Diego State 52.6, CSU 48.4. 3FG%: San Diego State 37.5, CSU 35.0. FT%: San Diego State 89.5, CSU 88.9. Officials: Terry Christman, Kelly Self, John Higgins. Attendance: 2,532.



Game 14

Air Force 65
San Diego State 62

January 7, 2006 ♦ USAFA, Colo.
Clune Arena ♦ Att.: 5,213

USAFA, Colo. – Air Force connected on half of its 26 three-point field goal attempts to win for the 35th time in its last 36 home games, holding off San Diego State, 65-62.

The Aztecs, playing with MWC preseason player of the year Marcus Slaughter (recovering from a second-degree MCL injury to his left knee) and MWC preseason newcomer of the year Mohamed Abukar (102 degree temperature) less than 100 percent, took Air Force to the games' final possession before the Falcons were able to win for the 35th time in 36 home games.

San Diego State led 21-13 with 9:08 to play in the first half, before the Academy ended the half on a 21-2 run, to take a 34-23 lead into intermission.

After the Falcons scored the first basket of the second half, SDSU responded with a 22-8 spurt to regain the lead. Neither team led by more than six points the rest of the way.

Air Force led by six points with less than a minute left when Brandon Heath stole the ball and scored on a layup to cut the deficit to four points. Following a Falcon missed free throw, Abukar made a pair of free throws to cut the Air Force lead to two points with 21 seconds remaining.

Dan Nwaelele made a pair of free throws to push the advantage to four points before a Richie Williams trey cut the deficit to one point with six seconds left.

Matt McCraw made two free throws for the Academy to put the lead at three with four seconds left and secured the victory for Air Force by stealing in the inbound pass.

Heath led all scorers with 21 points on 5-of-7 shooting from three-point range. Slaughter added 10 points and nine rebounds.

SDSU	MP	FG	3FG	FT	R	F	A	T	O	B	S	TP
Spain	*25	4-8	0-1	1-2	5	2	0	0	0	0	9	9
Abukar	*13	3-4	0-0	2-2	4	1	0	2	0	0	0	8
Slaughter	*38	4-5	0-0	2-3	9	3	3	2	3	0	10	10
Heath	*39	8-13	5-7	0-0	2	1	2	4	0	1	21	21
Williams	*32	3-8	1-4	0-0	3	0	6	3	0	0	7	7
Sharper	24	1-4	1-2	0-0	0	4	2	1	0	1	3	3
Davis	20	2-2	0-0	0-0	2	0	0	1	0	0	4	4
Thomas	2	0-0	0-0	0-0	0	0	0	0	0	0	0	0
Camara	1	0-0	0-0	0-0	1	0	0	1	0	0	0	0
Team					1							
Totals	200	25-44	7-14	5-7	27	11	13	15	3	2	62	

Air Force	MP	FG	3FG	FT	R	F	A	T	O	B	S	TP
Burtschi	*39	5-10	1-5	1-2	6	1	5	2	1	2	12	12
Nwaelele	*40	6-9	5-6	3-4	1	1	4	0	0	0	20	20
Frye	*10	1-2	0-0	0-0	1	4	0	3	0	0	2	2
McCraw	*40	6-8	5-7	2-2	3	0	2	0	1	2	19	19
Hood	*40	2-11	0-3	2-2	3	0	4	1	0	3	6	6
Anderson	30	2-5	2-5	0-0	1	4	0	2	1	1	6	6
Holum	1	0-0	0-0	0-0	0	0	1	0	0	0	0	0
Team					2							
Totals	200	22-45	13-26	8-10	17	10	16	8	3	8	65	

Halftime: AFA 34, SDSU 23. FG%: SDSU 56.8, AFA 48.9. 3FG%: AFA 50.0, SDSU 50.0. FT%: AFA 80.0, SDSU 71.4. Officials: Bill Gracey, Bill Kennedy, Eric Curry. Attendance: 5,213.



Game 15

San Diego State 72
Utah 67

Jan. 14, 2006 ♦ Salt Lake City, Utah
Huntsman Center ♦ Att.: 9,816

SALT LAKE CITY -- San Diego State used a 35-25 rebound advantage to end a 22-game losing streak at Utah with a 72-67 victory at the Huntsman Center.

The victory snapped a six-game losing streak to the Utes, a 22-game losing streak at the Huntsman Center and a 23-game losing streak to Utah in Salt Lake City.

It was the Aztecs second ever win at Utah and first since 1982.

Utah jumped up early and led 23-10 with 6:33 to play in the first half. The Aztecs started to chip away at the advantage and cut the deficit to two points on a Brandon Heath 30-foot jumper at the buzzer.

The Utes pushed the lead back to seven points early in the second half before the Aztecs used a 20-6 run to take the lead for good. Heath scored 13 of his game high 21 points during the spurt.


Heath, who reached the 20-point plateau for a career-best fifth straight game, added season-bests in assists (eight) and rebounds (six).

Utah pulled back to within one point, 67-66, with 2:59 to play. After the teams traded turnovers, SDSU got an offensive rebound from Mohamed Camara who found John Sharper for a wide-open three-pointer to give SDSU a 70-66 lead.

Utah had three three-point attempts to tie the game in the final 21 seconds but were unable to score.

Junior forward Mohamed Abukar scored 16 points and added seven rebounds, while junior forward Marcus Slaughter overcame foul trouble to contribute 14 points.

San Diego State made 25-of-50 shots from the field, marking the fourth straight game the Aztecs have shot at least 50 percent from the field.



Game 16

San Diego State 83
UNLV 67

Jan. 14, 2006 ♦ San Diego, Calif.
Cox Arena ♦ Att.: 6,288

SAN DIEGO -- Marcus Slaughter became the first Aztec player to record 20 rebounds in 22 years as San Diego State defeated UNLV 83-67 at Cox Arena on Jan. 14.

Slaughter pulled down a Cox Arena record 20 boards to go along with an arena record tying five blocked shots and 20 points as the Aztecs overcame a six-point halftime deficit to win for the sixth time in eight outings.

San Diego State shot just 39.7 percent from the field, but owned a 42-37 rebound advantage, a plus three turnover margin and outscored the Rebels 31-6 at the free throw line.

The Aztecs trailed 38-32 at intermission, but used a 21-7 run to open the second half to take control of the game.

Brandon Heath, who scored nine points during the critical spurt to begin the second half, scored 17 points, while adding five assists and four rebounds. John Sharper came off the bench to score 11 points, on the strength of 3-of-6 shooting from three-point range and Kyle Spain added 10 points.

The victory gave SDSU a win over the Rebels for the third straight season and the 16-point margin of victory was the third largest margin of victory in a Mountain West Conference game and the largest since 2001.

UNLV shot 55.2 percent in the first half, but the Aztecs turned up the defensive pressure in the second half, allowing UNLV to connect on just 11-of-37 (29.7 percent) from the field, while forcing nine turnovers after intermission.

UNLV	MP	FG	3FG	FT	R	F	A	TO	B	S	TP
Amundson	*26	2-4	0-0	3-5	10	4	2	1	0	0	7
Villepigue	*22	0-4	0-0	0-0	3	3	0	1	0	0	0
Adams	*28	3-7	1-4	0-0	2	4	0	3	0	3	7
Petrimoulx	*30	6-16	3-9	0-0	2	1	4	3	0	0	15
Terry	*31	5-7	2-4	0-2	1	4	3	1	0	0	12
Umeh	7	1-3	0-2	0-0	2	1	2	1	0	0	2
White	19	5-14	0-2	1-3	9	4	1	2	2	1	11
Morgan	13	2-2	0-0	2-2	1	0	2	0	1	1	6
Darger	11	0-4	0-4	0-0	2	2	1	1	0	0	0
Essengue	13	3-5	1-1	0-0	3	1	0	1	2	0	7
Team					2			1			
Totals	200	27-66	7-26	6-12	37	24	15	15	5	5	67

SDSU	MP	FG	3FG	FT	R	F	A	TO	B	S	TP
Spain	*27	2-4	2-2	4-4	3	4	3	1	0	1	10
Abukar	*28	3-11	0-1	2-2	3	2	1	0	0	2	8
Slaughter	*37	4-10	0-0	12-14	20	3	0	4	5	2	20
Heath	*35	4-13	0-3	9-13	4	2	5	2	0	1	17
Williams	*28	4-8	1-3	0-0	1	1	3	2	0	1	9
Sharper	24	3-6	3-6	2-2	2	1	1	0	0	2	11
Davis	10	0-1	0-0	0-0	2	3	0	2	0	0	0
Camara	11	3-5	0-0	2-2	3	1	0	1	0	1	8
Team					4						
Totals	200	23-58	6-15	31-37	42	17	13	12	5	10	83

Halftime: UNLV 38, San Diego State 32. FG%: UNLV 40.9, San Diego State 39.7. 3FG%: San Diego State 40.0, UNLV 26.9. FT%: San Diego State 83.8, UNLV 50.0. Officials: Greg Burks, Mike Giarratano, Randy McCall. Attendance: 6,288.

Cox Arena Records

Points

Most Points

- 103 vs. Southern Cal College (103-49), Dec. 2, 1998
- 98 vs. UC San Diego (98-53), Nov. 27, 2001
- 94 vs. Fresno State (94-97), Jan. 31, 1998
- 93 vs. Fresno State (93-78), Dec. 8, 2001
- 91 vs. UNLV (91-93, ot), Feb. 12, 2005
- 91 vs. Florida Atlantic (91-75), Dec. 28, 2002
- Opp.: 105 by TCU (61-105), Jan. 17, 1998
- NCAA: 89 by Stanford (89-60 UNCG), March 15, 2001

Most Points/Both Teams

- 191 vs. Fresno State (94-97), Jan. 31, 1998
- 184 vs. UNLV (91-93, ot), Feb. 12, 2005
- 179 vs. Fresno State (84-95), Dec. 25, 1999
- 177 vs. Troy State (84-93), Nov. 30, 2003
- 173 vs. Washington (81-92), Dec. 27, 2003
- 173 vs. Wyoming (85-88), Jan. 21, 2002
- NCAA: 173 by Stanford (90)/St. Joseph's (83), March 17, 2001

Fewest Points Game

- 41 vs. Utah (41-61), Feb. 5, 2005
- 42 vs. Stanford (42-63), Dec. 16, 1997
- 43 vs. Air Force (43-57), Jan. 31, 2004
- 46 vs. Colorado State (46-74), Feb. 12, 2000
- 49 vs. Air Force (49-47), March 2, 2002
- Opp.: 43 by Air Force (67-43), Jan. 20, 2001
- NCAA: 43 by Kent State (Cincinnati 66-43), March 17, 2001

Fewest Points/Both Teams

- 96 vs. Air Force (49-47), Mar. 2, 2002
- 100 vs. Air Force (43-57), Jan. 31, 2004
- 102 vs. Utah (41-61), Feb. 5, 2005
- 103 vs. UMBC (58-45), Dec. 20, 2005
- 103 vs. San Diego (52-51), Dec. 19, 1998
- 105 vs. Stanford (42-63), Dec. 16, 1997
- NCAA: 109 by Cincinnati (66)/Kent State (43), March 17, 2001

Fewest Points Allowed

- 43 vs. Air Force (67-43), Jan. 20, 2001
- 44 vs. Long Beach State (74-44), Nov. 21, 2003
- 45 vs. UMBC (58-45), Dec. 20, 2005
- 47 vs. Air Force (49-47), March 2, 2002
- 48 vs. UC San Diego (80-48), Nov. 18, 2000
- 49 vs. South Dakota State (64-49), Jan. 3, 2005
- 49 vs. Hawaii (60-49), Dec. 14, 2002
- 49 vs. Southern Cal College (103-49), Dec. 2, 1998
- Opp.: 41 by Utah (41-61), Feb. 5, 2005
- NCAA: 43 by Cincinnati (66-43 Kent State), March 17, 2001

Most Points Allowed

- 105 vs. TCU (61-105), Jan. 17, 1998
- 97 vs. Fresno State (94-97), Jan. 31, 1998
- 95 vs. Fresno State (84-95), Feb. 25, 1999
- 93 vs. UNLV (91-93, ot), Feb. 12, 2005
- 89 vs. Arizona (81-89), Dec. 7, 2002
- Opp.: 103 by Southern Cal College (103-49), Jan. 17, 1998
- NCAA: 89 by UNCG (Stanford 89-60), March 15, 2001

Largest Margin of Victory

- 54 vs. Southern Cal College (103-49), Dec. 2, 1998
- 45 vs. UC San Diego (98-53), Nov. 27, 2001
- 35 vs. UC San Diego (86-51), Nov. 27, 2004
- 33 vs. Florida Atlantic (90-57), Nov. 30, 2000

- 32 vs. UC San Diego (80-48), Nov. 18, 2000
- Opp.: 44 by TCU (61-105), Jan. 17, 1998
- NCAA: 29 by Stanford (89-60 UNCG), March 15, 2001

Largest Margin of Defeat

- 44 vs. TCU (61-105), Jan. 17, 1998
- 33 vs. Southern California (54-87), Dec. 20, 1999
- 28 vs. Colorado State (46-74), Feb. 12, 2000
- 26 vs. Utah (53-79), Jan. 16, 1999
- 25 vs. New Mexico (60-85), Feb. 8, 1999

Rebounding

Game

- 49 vs. Florida Atlantic, Nov. 30, 2000
- 47 vs. Point Loma Nazarene, Dec. 3, 2005
- 46 vs. UC San Diego, Dec. 6, 2003
- 46 vs. IPFW, Jan. 2, 2002
- 45 vs. Cal State Fullerton, Dec. 21, 2004
- 45 vs. Cal Poly, Dec. 18, 2003
- 45 vs. Cal State Northridge, Dec. 1, 2001
- Opp.: 50 by San Diego (52-55), Dec. 9, 2000
- NCAA: 42 by Cincinnati (66-43 Kent State), March 17, 2001

Margin

- +21 (41-20) vs. Monmouth, Nov. 22, 2005
- +21 (46-25) vs. UC San Diego, Dec. 6, 2003
- +21 (45-24) vs. Cal State Northridge, Dec. 1, 2001
- +20 (44-24) vs. Southern Cal College, Dec. 2, 1998
- +17 (42-25) vs. LMU, Dec. 31, 2005
- +17 (44-27) vs. Portland, Dec. 31, 2003
- +17 (44-27) vs. UC San Diego, Dec. 2, 2002
- Opp.: +21 (22-43) by Hawai'i (78-72), Feb. 20, 1999
- NCAA: +21 (42-21) by Cincinnati (66-43 Kent State), March 17, 2001

Field Goal Shooting

Most Field Goals

- 40 vs. UC San Diego, Nov. 27, 2001
- 38 vs. Southern Cal College, Dec. 2, 1998
- 37 vs. Cal Poly, Dec. 18, 2003
- 36 vs. Fresno State, Jan. 31, 1998
- 34 vs. New Mexico, Feb. 24, 2003
- 34 vs. Eastern Washington, Dec. 20, 2001
- Opp.: 41 by TCU (61-105), Jan. 17, 1998
- NCAA: 31 by St. Joseph's (Stanford 90-83), March 17, 2001 and by Kent State (77-73 Indiana), March 15, 2001

Most Field Goals Attempted

- 83 vs. Wyoming, Jan. 21, 2002
- 75 vs. Cal Poly, Dec. 18, 2003
- 73 vs. Arizona, Dec. 7, 2002
- 70 vs. Norfolk State, Nov. 21, 2002
- 70 vs. Nevada, Nov. 14, 1998
- Opp.: 75 by TCU (61-105), Jan. 17, 1998
- NCAA: 66 by Kent State (77-73 Indiana), March 15, 2001

Highest Field Goal Percentage

- 67.8 (40-of-59) vs. UC San Diego, Nov. 27, 2001
- 64.0 (32-of-50) vs. Oklahoma State, Dec. 30, 2000
- 62.3 (38-of-61) vs. Southern Cal College, Dec. 2, 1998
- 61.4 (27-of-44) vs. Air Force, Feb. 22, 2003
- 61.0 (25-of-41) vs. Colorado State, March 3, 2001
- Opp.: 57.9 (20-of-38) by San Diego (51-52), Dec. 19, 1998
- NCAA: 57.4 (31-of-54) by St. Joseph's (Stanford 90-83), March 17, 2001

Free Throw Shooting

Most Free Throws Made

- 33 vs. UNLV, Feb. 12, 2005
- 33 vs. Cal State Northridge, Dec. 1, 2001
- 33 vs. Rice, Feb. 21, 1998
- 31 vs. UNLV, Jan. 14, 2006
- 27 vs. IPFW, Jan. 2, 2002
- 26 vs. Florida Atlantic, Nov. 30, 2000
- Opp.: 26 by Brigham Young (69-80), Jan. 20, 2003
- NCAA: 31 by Stanford (90-83 St. Joseph's), March 17, 2001

Most Free Throws Attempted

- 44 vs. Cal State Northridge, Dec. 1, 2001
- 40 vs. UNLV, Feb. 12, 2005
- 39 vs. Florida Atlantic, Dec. 28, 2002
- 39 vs. IPFW, Jan. 2, 2002
- 39 vs. Rice, Feb. 21, 1998
- Opp.: 34 by Brigham Young (69-80), Jan. 20, 2003
- NCAA: 37 by Stanford (90-83 St. Joseph's), March 17, 2001

Highest Free Throw Percentage

- 93.8 (15-of-16) vs. Brigham Young, Feb. 12, 2001
- 92.3 (24-of-26) vs. PLUN, Dec. 3, 2005
- 90.0 (9-of-10) vs. High Point, Jan. 2, 2000
- 89.5 (17-of-19) vs. Colorado State, 1-4-06
- 86.7 (13-of-15) vs. Houston, Jan. 29, 2002
- 86.7 (13-of-15) vs. Brigham Young, Nov. 14, 1997
- 85.7 (12-of-14) vs. New Mexico, Feb. 24, 2003
- Opp.: 95.0 (19-of-20) by Brigham Young (66-69), Feb. 12, 2001
- NCAA: 83.8 (31-of-37) by Stanford (90-83 St. Joseph's), March 17, 2001

Three-Point Field Goals

Most Three-Point Field Goals

- 16 vs. UC San Diego, Dec. 2, 2002
- 13 vs. UNLV, Feb. 24, 2001
- 13 vs. Oklahoma State, Dec. 30, 2000
- 11 vs. Norfolk State, Nov. 21, 2001
- 11 vs. Southwest Texas, Nov. 26, 1997
- Opp.: 19 by Troy State (93-84), Nov. 30, 2003
- NCAA: 11 by Cincinnati (84-59 Brigham Young), March 15, 2001

Most Three-Point Field Goals Attempted

- 33 vs. UC San Diego, Dec. 2, 2002
- 28 vs. Long Beach State, Nov. 21, 2003
- 27 vs. Norfolk State, Nov. 21, 2001
- 27 vs. Fresno State, Jan. 31, 1998
- 27 vs. Brigham Young, Nov. 14, 1997
- Opp.: 40 by Troy State (93-84), Nov. 30, 2003
- NCAA: 23 by St. Joseph's (66-62 Georgia Tech), March 15, 2001

Highest Three-Point FG Percentage

- 61.9 (13-of-21) vs. Oklahoma State, Dec. 30, 2000
- 60.0 (3-of-5) vs. Air Force, Feb. 22, 2003
- 56.3 (9-of-16) vs. Southern Cal College, Dec. 2, 1998
- 55.6 (10-of-18) vs. LMU, Dec. 31, 2005
- 52.9 (9-of-17) vs. Colorado State, Jan. 24, 2005
- 52.9 (9-of-17) vs. Houston, Jan. 29, 2002
- Opp.: 61.5 (8-of-13) by UNLV (64-79), Feb. 11, 2003
- NCAA: 57.9 (11-of-19) by Cincinnati (84-59 Brigham Young), March 15, 2001

Other Statistics

Most Assists

- 26 vs. UC San Diego, Nov. 27, 2001

Cox Arena Records, cont.

Opp.: 24 by Washington, Dec. 27, 2003

NCAA: 19 by St. Joseph's (66-62 Georgia Tech), March 15, 2001

Most Steals

16 vs. Southern Cal College, Dec. 2, 1998

► Opp.: 17 by Southern California, Dec. 20, 1999

NCAA: 12 by Kent State (Cincinnati 66-43), March 17, 2001

Most Turnovers

28 vs. UNLV, Jan. 26, 2002

► Opp.: 29 by Hawai'i, Feb. 20, 1999

NCAA: 22 by UNCG (Stanford 89-60), March 15, 2001

Fewest Turnovers

► 7 vs. Colorado State (84-77), Jan. 24, 2005, vs. Brigham Young (65-61), Jan. 12, 2004, 7 vs. Iowa State (86-76), Jan. 3, 2004, Brigham Young (77-73), Feb. 11, 2002

Opp.: 9 - four times (last: Utah, Feb. 5, 2005)

NCAA: 9 by Kent State (Cincinnati 66-43), March 17, 2001

Most Blocked Shots

► 11 vs. Wyoming (85-88), Jan. 21, 2002

► Opp.: 11 by Colorado State, Feb. 1, 2003

NCAA: 6 - two times

Points

34, Aerick Sanders vs. Portland, Dec. 31, 2003

33, Tony Bland vs. Houston, Jan. 29, 2002

31, Evan Burns vs. New Mexico, Feb. 24, 2003

29, Brandon Heath vs. UNLV, Feb. 12, 2005

29, Brandon Heath vs. Wyoming, Jan. 22, 2005

29, Tony Bland vs. Loyola Marymount, Jan. 3, 2003

► Opp.: 43, Ruben Douglas, New Mexico, Feb. 24, 2003

NCAA: 37, Marvin O'Connor, St. Joseph's vs. Stanford, March 17, 2001

Field Goals Made

13, Aerick Sanders vs. Portland, Dec. 31, 2003

12, Brandon Heath vs. Wyoming, Jan. 22, 2005

12, Evan Burns vs. New Mexico, Feb. 24, 2003

12, Tony Bland vs. Houston, Jan. 29, 2002

11, Aerick Sanders vs. E. Washington, Dec. 20, 2003

11, Tony Bland vs. Air Force, Feb. 22, 2003

11, Myron Epps vs. Air Force, Jan. 20, 2000

11, Matt Watts vs. Nevada, Nov. 14, 1998

► Opp.: 15, Courtney Alexander, Fresno State, Feb. 25, 1999

► NCAA: 15, Marvin O'Connor, St. Joseph's vs. Stanford, March 17, 2001

Field Goals Attempted

24, Randy Holcomb vs. Florida Atl., Nov. 30, 2000

23, Brandon Heath vs. Wyoming, Jan. 22, 2005

22, Brandon Heath vs. UCSB, Nov. 19, 2004

22, Randy Holcomb vs. ASU, Dec. 16, 2000

22, Matt Watts vs. Southern California, Nov. 29, 1997

► Opp.: 26, Ruben Douglas, New Mexico, Feb. 24, 2003

NCAA: 21, Kirk Haston, Indiana vs. Kent State, March 15, 2001

Field Goal Percentage (Min 6 FGM)

► 100.0 (11-11), Aerick Sanders vs. Eastern Washington, Dec. 20, 2003

100.0 (6-6), Mike Mackell vs. CSU, Jan. 19, 2002

90.9 (10-11), Chris Walton vs. CSU, Jan. 24, 2005

90.9 (10-11), Aerick Sanders vs. UNLV, Jan. 17, 2004

90.0 (9-10), Aerick Sanders vs. Cal Poly, Dec. 18, 2003

90.0 (9-10), Al Faux vs. Oklahoma State, Dec. 30, 2000

NCAA: 88.9 (8-9), Jamaal Davis, Cincinnati vs.

Kent State, March 17, 2001

Free Throws Made

► 17, Brandon Heath vs. UNLV, Feb. 12, 2005

12, Marcus Slaughter vs. UNLV, Jan. 14, 2006

12, Marcus Slaughter vs. WSU, Dec. 10, 2005

12, Matt Thomas vs. Air Force, Feb. 28, 2005

12, Marcus Slaughter vs. UCSB, Nov. 19, 2004

10, Marcus Slaughter vs. Monmouth, Nov. 22, 2004

10, Kevin Betts vs. San Jose State, Jan. 29, 1998

Opp.: 15, Ruben Douglas, New Mexico, Feb. 24, 2003

NCAA: 9, Jarron Collins, Stanford vs. St.

Joseph's, March 17, 2001

Free Throws Attempted

► 17, Brandon Heath vs. UNLV, Feb. 12, 2004

15, Marcus Slaughter vs. WSU, Dec. 10, 2005

14, Marcus Slaughter vs. UNLV, Jan. 14, 2006

14, Marcus Slaughter vs. Saint Mary's, Dec. 14, 2004

14, Marcus Slaughter vs. Monmouth, Nov. 22, 2004

14, Marcus Slaughter vs. UCSB, Nov. 19, 2004

14, Tony Bland vs. San Diego, Jan. 8, 2003

14, Vincent Okotie vs. Long Beach St., Nov. 28, 1998

13, Matt Thomas vs. Air Force, Feb. 28, 2005

Opp.: 16, Ruben Douglas, New Mexico, Feb.

24, 2003

NCAA: 10 - three times

Free Throw Percentage (Min. 8 FTA)

► 100.0 (17-17), Brandon Heath vs. UNLV, Feb. 12, 2005

100.0 (9-9), Marcus Slaughter vs. PLNU, Dec. 3, 2005

100.0 (8-8), Brandon Heath vs. PLNU, Dec. 3, 2005

100.0 (8-8), Brandon Heath vs. Monmouth, Nov. 22, 2004

100.0 (8-8), D. Abramowitz vs. CSU, Mar. 3, 2001

100.0 (8-8), Marcelo Correa vs. BYU, Feb. 12, 2001

100.0 (8-8), Josko Visnjic vs. USC, Nov. 29, 1997

Opp.: 100.0 (8-8), Nick Valdez, Texas Tech, Jan. 6, 2003

NCAA: 100.0 (7-7), Tony Akins, Georgia Tech vs.

St. Joseph's, March 15, 2001

Three-Point Field Goals Made

► 7, Al Faux vs. Oklahoma State, Dec. 30, 2000

6, Steve Sir vs. UC San Diego, Dec. 2, 2002

6, Jason Richey vs. SMU, Jan. 15, 1998

6, Josko Visnjic vs. Southwest Texas, Nov. 26, 1997

► Opp.: 7, Jermaine Lewis, UNLV, Feb. 11, 2003

and Adam Spanich, Southern California,

Nov. 29, 1997

NCAA: 5, Marvin O'Connor, St. Joseph's vs.

Stanford, March 17, 2001

Three-Point Field Goals Attempted

14, Jason Richey vs. BYU, Nov. 14, 1997

13, Josko Visnjic vs. Fresno State, Jan. 31, 1998

11, Al Faux vs. New Mexico, Feb. 28, 2002

11, Jason Richey vs. SMU, Jan. 15, 1998

► Opp.: 16, Damon Jackson, Fresno State, Dec. 8, 2001

NCAA: 10, Marvin O'Connor, St. Joseph's vs.

Stanford, March 17, 2001

Three-Point FG Pct. (Min. 4 3FGA)

► 100.0 (4-4), Deandre Moore vs. BYU, Feb. 11, 2002

87.5 (7-8), Al Faux vs. Oklahoma St, Dec. 30, 2000

83.3 (5-6), David Abramowitz vs. SCC, Dec. 2, 1998

75.0 (3-4), John Sharper vs. LMU, Dec. 31, 2005

75.0 (3-4), Tyler Smith vs. BYU, Feb. 7, 2005

75.0 (3-4), John Sharper vs. UCSD, Nov. 27, 2004

75.0 (3-4), John Sharper vs. Cal Poly, Dec. 18, 2003

75.0 (3-4), Karlo Kovacic vs. UNLV, Feb. 24, 2001

75.0 (3-4), Deandre Moore vs. UNLV, Feb. 24, 2001

75.0 (3-4), Jim Roban vs. UNLV, Feb. 24, 2001

75.0 (3-4), D. Abramowitz vs. UNM, Feb. 5, 2000

Opp.: 77.8 (7-9), Jermaine Lewis, UNLV, Feb. 11, 2003

NCAA: 80.0 (4-5), Jay Joseph, UNCG vs.

Stanford, March 15, 2001

Rebounds

► 20, Marcus Slaughter vs. UNLV, 1-14-06

17, Marcus Slaughter vs. WSU, Dec. 14, 2005

16, Aerick Sanders vs. Wyoming, Feb. 21, 2004

15, Marcus Slaughter vs. Albany, Nov. 17, 2005

15, Aerick Sanders vs. Troy State, Nov. 30, 2003

15, Roy Kruiswyk vs. Hawai'i, Jan. 10, 1997

► Opp.: 17, Uche Nsonwu-Amadi, Wyoming, Jan. 21, 2002

NCAA: 12, Alvin Jones, Georgia Tech vs. St.

Joseph's, March 15, 2001

Assists

► 11, Deandre Moore vs. Wyoming, Mar. 1, 2001

► 11, Deandre Moore vs. Sacramento St., Dec. 2, 2000

► 11, Bradley Jackson vs. High Point, Jan. 2, 2000

9, Brandon Heath vs. UC San Diego, Nov. 27, 2005

9, Tony Bland vs. Norfolk State, Nov. 21, 2001

9, Deandre Moore vs. New Mexico State,

Nov. 21, 2000

► Opp.: 11, Marmet Williams, San Jose State,

Jan. 29, 1998

NCAA: 9, Jameer Nelson, St. Joseph's vs.

Stanford, March 17, 2001

Steals

► 7, Deandre Moore vs. Colorado State, Feb. 1, 2003

6, Matt Watts vs. Southern Cal College, Dec. 19, 1997

5 - eight times

Opp.: 6, Mike Housman, UMBC, Dec. 20, 2005

NCAA: 5, Demetric Shaw, Kent State vs.

Cincinnati, March 17, 2001

Blocked Shots

► 5 Marcus Slaughter vs. UNLV, Jan. 14, 2006

► 5, Marcelo Correa vs. Sacramento St., Dec. 2, 2000

4, Aerick Sanders vs. UC San Diego, Dec. 2, 2002

4, Chris Walton vs. New Mexico, Feb. 28, 2002

4, Aerick Sanders vs. UNLV, Jan. 26, 2002

4, Randy Holcomb vs. Wyoming, Jan. 21, 2001

► Opp.: 5 - five times, most recent: Aron Baynes vs.

Washington State, Dec. 10, 2005

NCAA: 3 - two times

► - Indicates Cox Arena record.

NCAA refers to the 2001 NCAA First and Second Rounds which were hosted by SDSU and played in Cox Arena

Mountain West Conference Records

Points

Most Points

- 91 vs. UNLV (91-93), Feb. 12, 2005
- 89 at Colorado State (89-102), March 3, 2003
- 89 vs. New Mexico (89-73), Feb. 24, 2003
- 88 at Colorado State (88-93, ot), Feb. 19, 2005
- 87 at Wyoming (87-93), Jan. 29, 2000

Most Points/Both Teams

- 191 at Colorado State (89-102), March 3, 2003
- 184 vs. UNLV (91-93), Feb. 12, 2005
- 181 at Colorado State (88-93), Feb. 19, 2005
- 180 at Wyoming (87-93), Jan. 29, 2000
- 174 at Colorado State (82-92, 2ot), Jan. 24, 2004

Fewest Points Game

- 38 at Utah (38-86), Feb. 11, 1999
- 39 at Utah (39-58), Jan. 15, 2001
- 41 vs. Utah (41-61), Feb. 5, 2005
- 43 vs. Air Force (43-57), Jan. 31, 2004
- 46 vs. Colorado State (46-74), Feb. 12, 2000

Fewest Points/Both Teams

- 96 vs. Air Force (49-47), March 2, 2002
- 97 at Utah (39-58), Jan. 15, 2001
- 100 vs. Air Force (43-57), Jan. 31, 2004
- 102 vs. Utah (41-61), Feb. 5, 2005
- 110 at Air Force (49-61), March 1, 2004
- 110 at Air Force (62-48), Feb. 19, 2001

Fewest Points Allowed

- 43 vs. Air Force (67-43), Jan. 20, 2001
- 47 vs. Air Force (49-47), March 2, 2002
- 48 at Air Force (63-48), Jan. 11, 2003
- 48 at Air Force (62-48), Feb. 19, 2001
- 53 vs. Air Force (67-53), Feb. 22, 2003
- 56 vs. Utah (58-56), Jan. 18, 2003

Most Points Allowed

- 102 at Colorado State (89-102), March 3, 2003
- 101 at Wyoming (66-101), Feb. 3, 2001
- 93 at Colorado State (88-93, ot), Feb. 19, 2005
- 93 vs. UNLV (91-93, ot), Feb. 12, 2005
- 92 at Colorado State (82-92, 2ot), Jan. 24, 2004

Largest Margin of Victory

- 24 vs. Air Force (67-43), Jan. 20, 2001
- 17 vs. UNLV (83-66), Feb. 24, 2001
- 16 vs. UNLV (83-67), Jan. 14, 2006
- 16 vs. New Mexico (89-73), Feb. 24, 2003
- 15 at Air Force (63-48), Jan. 11, 2003
- 14 vs. Air Force (67-53), Feb. 22, 2003
- 14 at Air Force (62-48), Feb. 19, 2001

Largest Margin of Defeat

- 35 at Wyoming (66-101), Feb. 3, 2001
- 29 at Brigham Young (50-79), Jan. 13, 2001
- 29 at New Mexico (49-78), Feb. 26, 2000
- 28 vs. Colorado State (46-74), Feb. 12, 2000
- 28 at UNLV (55-83), Jan. 22, 2000

Rebounding

Game

- 46 at Colorado State (82-92, 2ot), Jan. 24, 2004
- 44 vs. Wyoming (85-88), Jan. 21, 2002
- 44 at Brigham Young (64-75), Jan. 12, 2002
- 43 vs. UNLV (91-93, ot), Feb. 12, 2005
- 43 vs. New Mexico (72-68), Feb. 2, 2004
- 43 at UNLV (76-83), Feb. 23, 2002
- 43 vs. UNLV (83-66), Feb. 24, 2001

Margin

- +16 (36-20) at Air Force, Jan. 29, 2005
- +16 (43-27) vs. New Mexico, Feb. 2, 2004
- +16 (39-23) vs. Wyoming, Feb. 3, 2003

- +16 (29-13) at Air Force, Jan. 11, 2003
- +16 (44-28) at Brigham Young, Feb. 12, 2002

Field Goal Shooting

Most Field Goals

- 34 vs. New Mexico (89-73), Feb. 24, 2003
- 33 vs. Wyoming (85-88), Jan. 21, 2002
- 33 at Wyoming (87-93), Jan. 29, 2000
- 31 at Colorado State (88-93, ot), Feb. 19, 2005
- 31 vs. UNLV (83-78), Jan. 17, 2004
- 31 at Colorado State (89-102), March 3, 2003
- 31 vs. Wyoming (80-70), Feb. 3, 2003
- 31 at UNLV (76-83), Feb. 23, 2002

Most Field Goals Attempted

- 90 at Colorado State (82-92, 2ot), Jan. 24, 2004
- 83 vs. Wyoming (85-88), Jan. 21, 2002
- 69 vs. Wyoming (81-88, ot), Jan. 22, 2005
- 69 vs. Colorado State (89-102), March 3, 2003
- 68 at Colorado State (88-93, ot), Feb. 19, 2005

Highest Field Goal Percentage

- 61.4 (27-of-44) vs. Air Force (67-53), Feb. 22, 2003
- 61.0 (25-of-41) vs. Colorado State (78-73), March 3, 2001
- 60.5 (23-of-38) vs. Air Force (67-43), Jan. 20, 2001
- 59.6 (28-of-47) at Colorado State (75-63), Feb. 16, 2002
- 57.5 (23-of-40) at Air Force (63-48), Jan. 11, 2003

Free Throw Shooting

Most Free Throws Made

- 33 vs. UNLV (91-93, ot), Feb. 12, 2005
- 31 vs. UNLV (83-67), Jan. 14, 2006
- 26 at Wyoming (86-73), March 1, 2003
- 24 vs. Colorado State (81-69), Jan. 19, 2002
- 24 vs. Colorado State (78-73), March 3, 2001
- 23 - three times

Most Free Throws Attempted

- 42 at Wyoming (86-73), March 1, 2003
- 40 vs. UNLV (91-93, ot), Feb. 12, 2005
- 37 vs. UNLV (83-67), Jan. 14, 2006
- 34 at New Mexico (78-65), Feb. 2, 2002
- 34 vs. UNLV (79-80), Jan. 26, 2002
- 33 vs. Colorado State (81-69), Jan. 19, 2002
- 33 at New Mexico (54-72), Feb. 17, 2001

Highest Free Throw Percentage (min. 12 FTA)

- 100.0 (12-of-12) at Air Force (63-48), Jan. 11, 2003
- 93.8 (15-of-16) vs. Brigham Young (66-69), Feb. 12, 2001
- 89.5 (17-of-19) vs. Colorado State (83-75), Jan. 4, 2006
- 85.7 (12-of-14) vs. New Mexico (89-73), Feb. 24, 2003
- 83.8 (31-37) vs. UNLV (83-67), Jan. 14, 2006
- 82.6 (19-of-23) vs. Air Force (57-77), Feb. 28, 2005
- 82.6 (19-of-23) at Brigham Young (64-75), Jan. 12, 2002

Three-Point Field Goals

Most Three-Point Field Goals

- 13 vs. UNLV (83-66), Feb. 24, 2001
- 11 at Colorado State (88-93, ot), Feb. 19, 2005
- 9 vs. Colorado State (84-77), Jan. 24, 2005
- 9 vs. New Mexico (89-73), Feb. 24, 2003
- 8 - five times

Most Three-Point Field Goals Attempted

- 25 vs. UNLV (83-66), Feb. 24, 2001
- 24 at Colorado State (89-102), March 3, 2003
- 23 at UNLV (65-68), Feb. 17, 2004
- 22 - seven times

Highest Three-Point FG Percentage

- 60.0 (3-of-5) vs. Air Force (67-53), Feb. 22, 2003
- 54.5 (6-of-11) at Colorado State (67-75), Jan. 27, 2000
- 53.3 (8-of-15) at Wyoming (86-73), March 1, 2003
- 52.9 (9-of-17) vs. Colorado State (84-77), Jan. 24, 2005
- 52.0 (13-of-25) vs. UNLV (83-66), Feb. 24, 2001

Other Statistics

Most Assists/Mountain West Game

- 21 vs. Air Force (67-43), Jan. 20, 2001

Most Turnovers/Mountain West Game

- 28 vs. UNLV (79-80), Jan. 26, 2002

Fewest Turnovers/Mountain West Game

- 7 at Wyoming (65-69), Feb. 21, 2005, vs. Colorado State (84-77), Jan. 24, 2005, at Colorado State (82-92, 2ot), Jan. 24, 2004, vs. Brigham Young (65-61), Jan. 12, 2004, vs. Brigham Young (77-73), Feb. 11, 2002 and at New Mexico (78-65), Feb. 2, 2002

Most Blocked Shots/Mountain West Game

- 11 vs. Wyoming (85-88), Jan. 21, 2002

Most Steals/Mountain West Game

- 15 vs. Wyoming (81-88, ot), Jan. 22, 2005

Points

- 37, Brandon Heath at UNLV, Jan. 15, 2005
- 32, Myron Epps at Wyoming, Jan. 29, 2000
- 31, Evan Burns vs. New Mexico, Feb. 24, 2003
- 29, Brandon Heath vs. UNLV, Feb. 12, 2005
- 29, Brandon Heath vs. Wyoming, Jan. 22, 2005
- 28, Brandon Heath at Colorado State, Feb. 19, 2005
- 28, Tony Bland vs. Air Force, Feb. 22, 2003
- 27, Aerick Sanders vs. New Mexico, Feb. 2, 2004
- 27, Myron Epps vs. Air Force, Jan. 20, 2000
- 26, Brandon Heath at Colorado State, Jan. 24, 2004
- 26, Al Faux vs. New Mexico, Feb. 28, 2002
- 26, Al Faux vs. Wyoming, Jan. 21, 2002

Field Goals Made

- 14, Myron Epps at Wyoming, Jan. 29, 2000
- 12, Brandon Heath vs. Wyoming, Jan. 22, 2005
- 12, Brandon Heath at UNLV, Jan. 15, 2005
- 12, Evan Burns vs. New Mexico, Feb. 24, 2003
- 11, Tony Bland vs. Air Force, Feb. 22, 2003
- 11, Randy Holcomb at New Mexico, Feb. 2, 2002
- 11, Myron Epps vs. Air Force, Jan. 20, 2000

Field Goals Attempted

- 24, Brandon Heath at Colorado State, Feb. 19, 2005
- 23, Brandon Heath vs. Wyoming, Jan. 22, 2005
- 23, Myron Epps at Wyoming, Jan. 29, 2000
- 21, Brandon Heath at Colorado State, Jan. 24, 2004
- 21, Wesley Stokes at Colorado State, Jan. 24, 2004

Field Goal Percentage (Min. 6 FGA)

- 100.0 (6-6), Mike Mackell vs. Colorado State, Jan. 19, 2002
- 90.9 (10-11), Chris Walton vs. Colorado State, Jan. 24, 2005
- 83.3 (10-12), Mohamed Abukar vs. Colorado State, Jan. 4, 2006
- 87.5 (7-8), Al Faux at Colorado State, Feb. 16, 2002
- 85.7 (6-7), Evan Burns at Air Force, Jan. 11, 2003
- 85.7 (6-7), Al Faux vs. Colorado State, March 3, 2003

Mountain West Conference Records, cont.

2001

Free Throws Made

17, Brandon Heath vs. UNLV, Feb. 12, 2005
 12, Marcus Slaughter vs. UNLV, Jan. 14, 2006
 12, Matt Thomas vs. Air Force, Feb. 28, 2005
 12, Brandon Heath at UNLV, Jan. 15, 2005
 11, Mike Mackell at New Mexico, Feb. 2, 2002
 11, Mike Mackell at Brigham Young, Jan. 12, 2002

Free Throws Attempted

17, Brandon Heath vs. UNLV, Feb. 12, 2005
 15, Tony Bland at Colorado State, March 3, 2003
 12, Marcus Slaughter vs. UNLV, Jan. 14, 2006
 14, Brandon Heath at Colorado State, Feb. 19, 2005
 14, Tony Bland at Wyoming, March 1, 2003
 13, Matt Thomas vs. Air Force, Feb. 28, 2005
 13, Mike Mackell at New Mexico, Feb. 2, 2002

Free Throw Percentage (Min. 6 FTM)

100.0 (17-17), Brandon Heath vs. UNLV, Feb. 12, 2005
 100.0 (12-12), Brandon Heath at UNLV, Jan. 15, 2005
 100.0 (8-8), David Abramowitz vs. Colorado State, March 3, 2001
 100.0 (8-8), Marcelo Correa vs. Brigham Young, Feb. 12, 2001
 100.0 (7-7), Al Faux at Air Force, Feb. 4, 2002
 100.0 (6-6), Richie Williams vs. Colorado State, Jan. 4, 2006
 100.0 (6-6), Michael Marion vs. Air Force, Jan. 20, 2000

Three-Point Field Goals Made

7, David Abramowitz at Utah, Feb. 10, 2000
 5, Brandon Heath at Air Force, Jan. 7, 2006
 5, Brandon Heath at Utah, March 5, 2005
 5, Al Faux vs. New Mexico, Feb. 28, 2002
 5, Al Faux vs. Wyoming, Jan. 21, 2002
 5, Al Faux vs. Colorado State, Jan. 19, 2002

Three-Point Field Goals Attempted

11, Al Faux vs. New Mexico, Feb. 28, 2002
 10, Brandon Heath at UNLV, Feb. 17, 2004
 10, Brandon Heath vs. Brigham Young, Jan. 12, 2004
 10, Karlo Kovacic at Wyoming, Feb. 3, 2001
 9, Brandon Heath at Utah, Jan. 11, 2006
 9, Brandon Heath at Utah, Feb. 7, 2004
 9, Al Faux vs. Colorado State, Jan. 19, 2002
 9, David Abramowitz at Utah, Feb. 10, 2000

Three-Point FG Pct. (Min. 4 3FGA)

100.0 (4-4), Deandre Moore vs. BYU, Feb. 11, 2002
 83.3 (5-6), Brandon Heath at Utah, March 5, 2005
 80.0 (4-5), Chris Manker at Colorado State, Feb. 19, 2005
 77.8 (7-9), David Abramowitz at Utah, Feb. 10, 2000
 75.0 (3-4) - nine times

Rebounds

20, Marcus Slaughter vs. UNLV, Jan. 14, 2006
 16, Aerick Sanders vs. Wyoming, Feb. 21, 2004
 16, Aerick Sanders at Colorado State, Jan. 24, 2004
 15, Marcus Slaughter at Air Force, Jan. 29, 2005
 15, Marcus Slaughter at UNLV, Feb. 17, 2004
 14, Aerick Sanders vs. Wyoming, Feb. 3, 2003
 14, Randy Holcomb at UNLV, Feb. 23, 2002

Assists

11, Deandre Moore vs. Wyoming, Mar. 1, 2001
 8, Brandon Heath at Utah, Jan. 11, 2006
 8, Deandre Moore vs. Air Force, Jan. 20, 2001
 7, Brandon Heath vs. Colorado State, Jan. 24, 2005
 7, Wesley Stokes at New Mexico, Feb. 28, 2004
 7, Wesley Stokes at UNLV, Feb. 17, 2004
 7, Wesley Stokes at Colorado State, Jan. 24, 2004
 7, Wesley Stokes vs. UNLV, Jan. 17, 2004
 7, Wesley Stokes vs. Brigham Young, Jan. 12, 2004
 7, Deandre Moore vs. New Mexico, Feb. 24, 2003
 7, Deandre Moore vs. Colorado State, Feb. 5, 2001

Steals

7, Deandre Moore vs. Colorado State, Feb. 1, 2003
 5, Marcus Slaughter at New Mexico, Feb. 28, 2004
 4, Wesley Stokes vs. Utah, March 6, 2004
 4, 10 other times (including Brandon Heath)

Blocked Shots

5, Marcus Slaughter vs. UNLV, Jan. 14, 2006
 4, Chris Walton vs. New Mexico, Feb. 28, 2002
 4, Aerick Sanders vs. UNLV, Jan. 26, 2002
 4, Randy Holcomb vs. Wyoming, Jan. 21, 2001
 3, nine times

2005-06 San Diego State Schedule/Results

Record: 10-6 (Home: 7-1, Away: 2-4, Neutral: 1-1)
Mountain West Conference: 3-1 (Home: 2-0, Away: 1-1)

San Diego State High										
Date	NR	Opponent	SDSU Result	W-L	Record	MWC	Scorer	Rebounder	Assists	Attendance
Nov. 17		at Alaska Fairbanks~	W 67-55	W1	1-0		Heath-23	Slaughter-11	Williams-4	3,229
Nov. 19		vs. Illinois-Chicago~	L 63-66	L1	1-1		Heath-18	Spain-10	Heath-5	1,941
Nov. 20		vs. Southern Mississippi~	W 79-51	W1	2-1		Slaughter-18	Slaughter-5	Thomas-7	2,071
Nov. 26		ALBANY	W 80-53	W2	3-1		Heath-20	Slaughter-15	Williams-5	5,032
Nov. 30		at San Diego	L 80-90	L1	3-2		Heath-24	Camara-10	Williams-6	5,012
Dec. 3		POINT LOMA NAZARENE	W 88-77	W1	4-2		Slaughter-25	Slaughter-14	Williams-4	3,649
Dec. 6		at California	L 64-82	L1	4-3		Slaughter-22	Slaughter-13	Williams-5	8,679
Dec. 10		WASHINGTON STATE#	L 49-60	L2	4-4		Slaughter-26	Slaughter-17	Williams-3	6,406
Dec. 17		UC SANTA BARBARA	W 66-54	W1	5-4		Spain-17	Camara-9	Heath-4	4,965
Dec. 20		UMBC	W 58-45	W2	6-4		Spain-16	Camara-10	Thomas-4	3,821
Dec. 27		at Providence	L 65-80	L1	6-5		Heath-22	Camara-9	Abukar/Sharper-3	7,183
Dec. 31		LOYOLA MARYMOUNT	W 84-68	W1	7-5		Heath-25	Davis-8	Williams-6	3,168
Jan. 4	--/rv	COLORADO STATE*	W 83-75	W2	8-5	1-0	Abukar/Heath-22	Slaughter-11	Slaughter/Williams-6	2,532
Jan. 7	rv/rv	at Air Force*	L 62-65	L1	8-6	1-1	Heath-21	Slaughter-9	Williams-6	5,213
Jan. 11		at Utah*	W 72-67	W1	9-6	2-1	Heath-21	Abukar/Spain-7	Heath-8	9,816
Jan. 14		UNLV*	W 83-67	W2	10-6	3-1	Slaughter-20	Slaughter-20	Heath-5	6,288
Jan. 18		at TCU*								
Jan. 21		BRIGHAM YOUNG*								
Jan. 25		NEW MEXICO*								
Jan. 28		at Wyoming*								
Feb. 4		at Colorado State*								
Feb. 8		AIR FORCE*								
Feb. 11		UTAH*								
Feb. 16		at UNLV*								
Feb. 18		TCU*								
Feb. 22		at Brigham Young*								
Feb. 25		at New Mexico*								
Mar. 1		WYOMING*								
Mar. 3		SOUTH DAKOTA STATE								
Mar. 7-11		at MWC Tournament^								

Caps denotes home game. ~ - BP Top of the World Classic (Fairbanks, Alaska). # - San Diego SLAM. * - Indicates Mountain West Conference Game. ^ - Mountain West Conference Championships at the Pepsi Center in Denver, Colo. Opp. NR - Indicates San Diego State's opponent national rankings in the Associated Press and ESPN/USA Today coaches polls at gametime.

Record/Attendance Summary

	G	W-L	Total	Average	High
Home	8	7-1	35,861	4,483	6,406 vs. Washington State (Dec. 10)
Mountain West	2	2-0	8,820	4,410	6,288 vs. UNLV (Jan. 14)
Away	6	2-4	39,132	6,522	9,816 at Utah (Jan. 11)
Mountain West	2	1-1	15,029	7,515	9,816 at Utah (Jan. 11)
Neutral	2	1-1	4,012	2,006	2,071 vs. Southern Mississippi (Nov. 20)
Total	16	10-6	79,005	4,938	9,816 at Utah (Jan. 11)
Mountain West	4	3-1	23,849	5,962	9,816 at Utah (Jan. 11)

Win/Loss Margin

	1	2	3	4	5	6	7	8	9	10	11	12	13	14	15	16	17	18	19	20	21	22	23	24	25	27	28
Win					1			1			1	2	1			2										1	1
Loss		2								1	1				1			1									

2005-06 San Diego State Statistics

Record: 10-6 (Home: 7-1, Away: 2-4, Neutral: 1-1)

		TOTAL					3-PTS			REBOUNDS															
No.	Player	GP	GS	Min	Avg	FG-FGA	Pct	3FG-FGA	Pct	FT-FTA	Pct	Off	Def	Tot	Avg	PF	FO	A	TO	Blk	Stl	Pts	Avg		
01	HEATH, Brandon	16	16	538	33.6	91-218	.417	44-104	.423	59-71	.831	7	39	46	2.9	23	0	46	62	1	21	285	17.8		
42	SLAUGHTER, Marcus	13	13	387	29.8	64-132	.485	0-0	.000	79-101	.782	50	83	133	10.2	41	2	23	40	17	8	207	15.9		
33	SPAIN, Kyle	16	15	451	28.2	62-124	.500	8-18	.444	33-54	.611	39	63	102	6.4	36	1	16	32	6	22	165	10.3		
15	SHARPER, John	16	1	369	23.1	45-107	.421	40-91	.440	7-10	.700	8	12	20	1.3	22	0	17	12	1	7	137	8.6		
03	WILLIAMS, Richie	16	15	396	24.8	26-68	.382	7-26	.269	28-38	.737	4	33	37	2.3	29	0	53	44	1	22	87	5.4		
20	DAVIS, Trimaïne	12	6	241	20.1	31-46	.674	0-0	.000	12-19	.632	11	25	36	3.0	27	1	4	9	14	0	74	6.2		
34	ABUKAR, Mohamed	6	5	170	28.3	29-57	.509	1-4	.250	15-22	.682	10	14	24	4.0	14	0	8	17	2	8	74	12.3		
50	CAMARA, Mohamed	16	8	296	18.5	27-50	.540	0-0	.000	7-28	.250	42	46	88	5.5	35	0	5	14	14	11	61	3.8		
00	HOERNER, Brett	11	0	82	7.5	8-16	.500	0-0	.000	7-12	.583	4	8	12	1.1	15	0	1	8	4	2	23	2.1		
21	THOMAS, Matt	15	1	164	10.9	7-25	.280	0-1	.000	5-9	.556	5	10	15	1.0	8	0	16	17	2	8	19	1.3		
24	MCGRATH, Tim	11	0	87	7.9	2-12	.167	1-7	.143	4-7	.571	4	10	14	1.3	8	0	5	3	0	2	9	0.8		
30	LAMB, Chris	4	0	19	4.8	1-1	1.000	0-0	.000	0-0	.000	0	0	0	0.0	6	0	0	1	2	1	2	0.5		
TEAM												24	23	47	2.9	0					6				
SDSU TOTALS		16					393-856	.459	101-251	.402	256-371	.690	208	366	574	35.9	264	4	194	265	64	112	1143	71.4	
OPPONENTS		16					389-906	.429	102-294	.347	175-261	.670	180	307	487	30.4	310	7	224	231	60	98	1055	65.9	

SCORE BY PERIODS:	1st	2nd	OT	2OT	Total
SAN DIEGO STATE	551	592			1,143
OPPONENTS	493	562			1,055

Mountain West Conference: 3-1 (Home: 2-0, Away: 1-1)

No.	Player	GP GS		Min	Avg	TOTAL		3-PTS		FT-FTA		REBOUNDS		PF FO		A TO		Blk Stl		Pts	Avg			
						FG-FGA	Pct	3FG-FGA	Pct			Off	Def									Tot	Avg	
01	HEATH, Brandon	4	4	147	36.8	27-58	.466	13-26	.500	14-20	.700	1	12	13	3.3	5	0	16	10	1	6	81	20.3	
34	ABUKAR, Mohamed	4	4	107	26.8	23-39	.590	1-3	.333	7-8	.875	7	8	15	3.8	9	0	3	10	1	4	54	13.5	
42	SLAUGHTER, Marcus	4	4	126	31.5	11-24	.458	0-0	.000	28-34	.824	12	29	41	10.3	16	2	9	10	10	3	50	12.5	
33	SPAIN, Kyle	4	4	111	27.8	14-30	.467	2-4	.500	6-8	.750	9	11	20	5.0	13	1	4	7	0	5	36	9.0	
15	SHARPER, John	4	0	97	24.3	9-20	.450	9-16	.563	2-2	1.000	1	3	4	1.0	7	0	5	2	0	4	29	7.3	
03	WILLIAMS, Richie	4	4	110	27.5	9-22	.409	2-11	.182	8-9	.889	1	7	8	2.0	7	0	15	13	0	5	28	7.0	
50	CAMARA, Mohamed	4	0	43	10.8	5-8	.625	0-0	.000	2-2	1.000	8	7	15	3.8	5	0	1	4	0	3	12	3.0	
20	DAVIS, Trimaïne	4	0	44	11.0	5-7	.714	0-0	.000	0-0	.000	2	5	7	1.8	4	0	0	3	1	0	10	2.5	
21	THOMAS, Matt	3	0	10	3.3	0-0	.000	0-0	.000	0-0	.000	0	0	0	0.0	0	0	0	2	0	0	0	0.0	
24	MCGRATH, Tim	2	0	5	2.5	0-1	.000	0-1	.000	0-0	.000	0	0	0	0.0	0	0	0	0	0	0	0	0.0	
TEAM												6	6	12	3.0	0	3							
SDSU TOTALS		4				103-209	.493	27-61	.443	67-83	.807	47	88	135	33.8	66	3	53	64	13	30	300	75.0	
OPPONENTS		4				103-223	.462	33-93	.355	35-53	.660	39	67	106	26.5	72	1	65	54	15	28	274	68.5	

SCORE BY PERIODS:	1st	2nd	OT	2OT	Total
SAN DIEGO STATE	124	176			300
OPPONENTS	138	136			274

2005-06 San Diego State Win/Loss Statistics

Wins Only
Games: 10

No.	Player	TOTAL					3-PTS		REBOUNDS															
		GP	GS	Min	Avg	FG-FGA	Pct	3FG-FGA	Pct	FT-FTA	Pct	Off	Def	Tot	Avg	PF	FO	A	TO	Blk	Stl	Pts	Avg	
01	HEATH, Brandon	10	10	335	33.5	58-137	.423	26-61	.426	48-59	.814	5	30	35	3.5	13	0	33	32	1	14	190	19.0	
42	SLAUGHTER, Marcus	8	8	219	27.4	34-76	.447	0-0	.000	49-60	.817	29	51	80	10.0	26	2	13	23	12	7	117	14.6	
33	SPAIN, Kyle	10	9	275	27.5	40-72	.556	4-9	.444	23-35	.657	19	38	57	5.7	21	1	9	20	4	18	107	10.7	
15	SHARPER, John	10	1	225	22.5	28-62	.452	26-53	.491	4-4	1.000	5	9	14	1.4	8	0	7	9	0	5	86	8.6	
03	WILLIAMS, Richie	10	9	239	23.9	18-36	.500	6-16	.375	23-32	.719	3	20	23	2.3	16	0	32	30	0	14	65	6.5	
20	DAVIS, Trimaine	9	4	178	19.8	25-35	.714	0-0	.000	9-16	.563	9	20	29	3.2	22	1	4	8	10	0	59	6.6	
34	ABUKAR, Mohamed	4	4	128	32.0	22-43	.512	1-4	.250	11-16	.688	7	11	18	4.5	11	0	5	12	2	5	56	14.0	
50	CAMARA, Mohamed	10	4	169	16.9	18-31	.581	0-0	.000	4-14	.286	25	31	56	5.6	20	0	3	8	5	6	40	4.0	
00	HOERNER, Brett	7	0	68	9.7	7-13	.538	0-0	.000	6-9	.667	3	7	10	1.4	10	0	1	7	2	2	20	2.9	
21	THOMAS, Matt	9	1	112	12.4	5-17	.294	0-1	.000	3-7	.429	4	8	12	1.3	4	0	12	12	2	6	13	1.4	
24	MCGRATH, Tim	6	0	46	7.7	2-10	.200	1-6	.167	0-0	.000	1	6	7	1.2	4	0	3	2	0	2	5	0.8	
30	LAMB, Chris	3	0	6	2.0	1-1	1.000	0-0	.000	0-0	.000	0	0	0	0.0	4	0	0	0	1	0	2	0.7	
TEAM												18	18	36	3.6	0								
SDSU TOTALS		10					258-533	.484	64-150	.427	180-252	.714	128	249	377	37.7	159	4	122	168	39	79	760	76.0
OPPONENTS		10					232-569	.408	58-198	.293	90-146	.616	110	176	286	28.6	203	6	132	159	29	60	612	61.2

SCORE BY PERIODS:	1st	2nd	OT	2OT	Total
SAN DIEGO STATE	366	394			760
OPPONENTS	294	318			612

Losses Only
Games: 6

No.	Player	GP GS		Min	Avg	TOTAL		3-PTS		FT-FTA		REBOUNDS		PF	FO	A	TO	Blk	Stl	Pts	Avg		
						FG-FGA	Pct	3FG-FGA	Pct			Off	Def									Tot	Avg
01	HEATH, Brandon	6	6	203	33.8	33-81	.407	18-43	.419	11-12	.917	2	9	11	1.8	10	0	13	30	0	7	95	15.8
42	SLAUGHTER, Marcus	5	5	168	33.6	30-56	.536	0-0	.000	30-41	.732	21	32	53	10.6	15	0	10	17	5	1	90	18.0
33	SPAIN, Kyle	6	6	176	29.3	22-52	.423	4-9	.444	10-19	.526	20	25	45	7.5	15	0	7	12	2	4	58	9.7
15	SHARPER, John	6	0	144	24.0	17-45	.378	14-38	.368	3-6	.500	3	3	6	1.0	14	0	10	3	1	2	51	8.5
03	WILLIAMS, Richie	6	6	157	26.2	8-32	.250	1-10	.100	5-6	.833	1	13	14	2.3	13	0	21	14	1	8	22	3.7
50	CAMARA, Mohamed	6	4	127	21.2	9-19	.474	0-0	.000	3-14	.214	17	15	32	5.3	15	0	2	6	9	5	21	3.5
34	ABUKAR, Mohamed	2	1	42	21.0	7-14	.500	0-0	.000	4-6	.667	3	3	6	3.0	3	0	3	5	0	3	18	9.0
20	DAVIS, Trimaine	3	2	63	21.0	6-11	.545	0-0	.000	3-3	1.000	2	5	7	2.3	5	0	0	1	4	0	15	5.0
21	THOMAS, Matt	6	0	52	8.7	2-8	.250	0-0	.000	2-2	1.000	1	2	3	0.5	4	0	4	5	0	2	6	1.0
24	MCGRATH, Tim	5	0	41	8.2	0-2	.000	0-1	.000	4-7	.571	3	4	7	1.4	4	0	2	1	0	0	4	0.8
00	HOERNER, Brett	4	0	14	3.5	1-3	.333	0-0	.000	1-3	.333	1	1	2	0.5	5	0	0	1	2	0	3	0.8
30	LAMB, Chris	1	0	13	13.0	0-0	.000	0-0	.000	0-0	.000	0	0	0	0.0	2	0	0	1	1	1	0	0.0
	TEAM											6	5	11	1.8	0			1				
	SDSU TOTALS	6				135-323	.418	37-101	.366	76-119	.639	80	117	197	32.8	105	0	72	97	25	33	383	63.8
	OPPONENTS	6				157-337	.466	44-96	.458	85-115	.739	70	131	201	33.5	107	1	92	72	31	38	443	73.8

SCORE BY PERIODS:	1st	2nd	OT	2OT	Total
SAN DIEGO STATE	185	198			383
OPPONENTS	199	244			443

2005-06 San Diego State Win/Loss Statistics

Home Games Only
Record: 7-1

No.	Player	TOTAL					3-PTS		REBOUNDS														
		GP	GS	Min	Avg	FG-FGA	Pct	3FG-FGA	Pct	FT-FTA	Pct	Off	Def	Tot	Avg	PF	FO	A	TO	Blk	Stl	Pts	Avg
01	HEATH, Brandon	8	8	266	33.2	40-107	.374	16-44	.364	36-44	.818	2	23	25	3.1	13	0	22	26	0	10	132	16.5
33	SPAIN, Kyle	8	8	222	27.8	36-68	.529	3-8	.375	21-31	.677	20	30	50	6.3	15	0	11	17	5	16	96	12.0
42	SLAUGHTER, Marcus	6	6	176	29.3	27-65	.415	0-0	.000	41-49	.837	29	51	80	13.3	17	1	11	18	12	6	95	15.8
15	SHARPER, John	8	0	183	22.9	22-55	.400	21-50	.420	5-6	.833	5	7	12	1.5	10	0	5	7	0	4	70	8.8
03	WILLIAMS, Richie	8	7	199	24.9	16-34	.471	5-16	.313	20-25	.800	2	15	17	2.1	11	0	28	23	0	11	57	7.1
34	ABUKAR, Mohamed	3	3	95	31.7	15-31	.484	0-3	.000	10-14	.714	4	7	11	3.7	8	0	4	7	1	4	40	13.3
20	DAVIS, Trimaine	6	2	123	20.5	16-22	.727	0-0	.000	4-10	.400	7	17	24	4.0	17	1	4	8	5	0	36	6.0
50	CAMARA, Mohamed	8	5	138	17.3	13-26	.500	0-0	.000	4-13	.308	20	23	43	5.4	17	0	2	8	6	3	30	3.8
00	HOERNER, Brett	5	0	56	11.2	6-10	.600	0-0	.000	6-9	.667	3	5	8	1.6	6	0	1	7	2	2	18	3.6
21	THOMAS, Matt	7	1	79	11.3	4-15	.267	0-1	.000	3-7	.429	4	4	8	1.1	4	0	5	9	2	5	11	1.6
24	MCGRATH, Tim	5	0	47	9.4	1-8	.125	0-4	.000	2-3	.667	2	8	10	2.0	3	0	3	3	0	2	4	0.8
30	LAMB, Chris	3	0	16	5.3	1-1	1.000	0-0	.000	0-0	.000	0	0	0	0.0	5	0	0	1	2	1	2	0.7
	TEAM											16	11	27	3.4	0			2				
	SDSU TOTALS	8				197-442	.446	45-126	.357	152-211	.720	114	201	315	39.4	126	2	96	136	35	64	591	73.9
	OPPONENTS	8				191-470	.406	44-144	.306	73-113	.646	93	154	247	30.9	166	5	113	128	28	56	499	62.4

SCORE BY PERIODS:	1st	2nd	OT	2OT	Total
SAN DIEGO STATE	291	300			591
OPPONENTS	228	271			499

Away/Neutral Games Only:
Record: 3-5

No.	Player	GP GS		Min	Avg	TOTAL		3-PTS		FT-FTA		REBOUNDS				PF	FO	A	TO	Blk	Stl	Pts	Avg
						FG-FGA	Pct	3FG-FGA	Pct			Off	Def	Tot	Avg								
01	HEATH, Brandon	8	8	272	34.0	51-111	.459	28-60	.467	23-27	.852	5	16	21	2.6	10	0	24	36	1	11	153	19.1
42	SLAUGHTER, Marcus	7	7	211	30.1	37-67	.552	0-0	.000	38-52	.731	21	32	53	7.6	24	1	12	22	5	2	112	16.0
33	SPAIN, Kyle	8	7	229	28.6	26-56	.464	5-10	.500	12-23	.522	19	33	52	6.5	21	1	5	15	1	6	69	8.6
15	SHARPER, John	8	1	186	23.3	23-52	.442	19-41	.463	2-4	.500	3	5	8	1.0	12	0	12	5	1	3	67	8.4
20	DAVIS, Trimaine	6	4	118	19.7	15-24	.625	0-0	.000	8-9	.889	4	8	12	2.0	10	0	0	1	9	0	38	6.3
34	ABUKAR, Mohamed	3	2	75	25.0	14-26	.538	1-1	1.000	5-8	.625	6	7	13	4.3	6	0	4	10	1	4	34	11.3
50	CAMARA, Mohamed	8	3	158	19.8	14-24	.583	0-0	.000	3-15	.200	22	23	45	5.6	18	0	3	6	8	8	31	3.9
03	WILLIAMS, Richie	8	8	197	24.6	10-34	.294	2-10	.200	8-13	.615	2	18	20	2.5	18	0	25	21	1	11	30	3.8
21	THOMAS, Matt	8	0	85	10.6	3-10	.300	0-0	.000	2-2	1.000	1	6	7	0.9	4	0	11	8	0	3	8	1.0
24	MCGRATH, Tim	6	0	40	6.7	1-4	.250	1-3	.333	2-4	.500	2	2	4	0.7	5	0	2	0	0	0	5	0.8
00	HOERNER, Brett	6	0	26	4.3	2-6	.333	0-0	.000	1-3	.333	1	3	4	0.7	9	0	0	1	2	0	5	0.8
30	LAMB, Chris	1	0	3	3.0	0-0	.000	0-0	.000	0-0	.000	0	0	0	0.0	1	0	0	0	0	0	0	0.0
TEAM												8	12	20	2.5	0			4				
SDSU TOTALS		8			196-414		.473	56-125	.448	104-160	.650	94	165	259	32.4	138	2	98	129	29	48	552	69.0
OPPONENTS		8			198-436		.454	58-150	.387	102-148	.689	87	153	240	30.0	144	2	111	103	32	42	556	69.5

SCORE BY PERIODS:	1st	2nd	OT	2OT	Total
SAN DIEGO STATE	260	292			552
OPPONENTS	265	291			556

2005-06 Team Game-By-Game

Opponent	Site/Date	FG-FGA	Pct	3P-3PA	Pct	FT-FTA	Pct	Off-Def	Tot	PF	AT	TO	BS	ST	1st-2nd	Pts
SDSU	A	22-48	.458	3-12	.250	20-29	.690	9-35	44	11	9	22	4	4	31-36	67
at Alaska Fairbanks	11/17	23-61	.377	6-22	.273	3-8	.375	6-21	27	25	12	18	2	7	21-34	55
SDSU	N	25-53	.472	6-17	.353	7-13	.538	11-19	30	19	14	15	1	4	31-32	63
vs. Illinois-Chicago	11/19	26-59	.441	3-9	.333	11-18	.611	16-20	36	15	11	11	4	4	31-35	66
SDSU	N	28-46	.609	10-13	.769	13-19	.684	7-15	22	16	14	7	1	7	39-40	79
vs. So. Mississippi	11/20	18-43	.419	4-17	.235	11-16	.688	10-13	23	13	9	12	3	0	32-19	51
at SDSU	H	28-60	.467	7-18	.389	17-28	.607	21-17	38	20	14	14	6	7	43-37	80
Albany	11/26	17-49	.347	5-17	.294	14-21	.667	16-13	29	22	9	18	2	1	30-23	53
SDSU	A	27-62	.435	7-16	.438	19-30	.633	22-17	39	19	12	17	6	10	38-42	80
at San Diego	11/30	32-61	.525	11-21	.524	15-21	.714	14-19	33	23	21	15	4	4	35-55	90
at SDSU	H	30-67	.448	4-11	.364	24-26	.923	17-30	47	15	13	15	4	8	46-42	88
Pt. Loma Nazarene	12/3	28-66	.424	10-23	.435	11-14	.786	10-21	31	22	15	13	1	8	42-35	77
SDSU	A	22-53	.415	6-16	.375	14-17	.824	10-20	30	16	13	20	2	6	32-32	64
at California	12/6	29-57	.509	10-18	.556	14-18	.778	8-22	30	18	18	13	3	7	42-40	82
at SDSU	H	14-53	.264	2-17	.118	19-27	.704	16-23	39	16	8	16	4	4	27-22	49
Washington State	12/10	24-55	.436	2-6	.333	10-13	.769	8-28	36	22	16	12	8	8	21-39	60
at SDSU	H	26-54	.481	4-15	.267	10-20	.500	11-22	33	12	8	14	5	8	28-38	66
UC Santa Barbara	12/17	22-54	.407	5-16	.313	5-12	.417	12-21	33	16	13	19	4	2	18-36	54
at SDSU	H	20-44	.455	6-16	.375	12-21	.571	12-31	43	13	10	24	3	7	36-22	58
UMBC	12/20	19-60	.317	3-19	.158	4-11	.364	13-16	29	18	11	13	3	14	17-28	45
SDSU	A	22-58	.379	9-21	.429	12-25	.480	13-19	32	24	12	14	9	7	34-31	65
at Providence	12/27	24-60	.400	5-16	.313	27-35	.771	19-30	49	19	10	13	9	7	36-44	80
at SDSU	H	26-49	.531	10-18	.556	22-33	.667	12-30	42	17	14	23	6	10	42-42	84
Loyola Marymount	12/31	24-58	.414	5-17	.294	15-21	.714	9-16	25	25	14	20	2	8	30-38	68
at SDSU	H	30-57	.526	6-16	.375	17-19	.895	10-21	31	16	16	18	2	10	37-46	83
Colorado State	1/4	30-62	.484	7-20	.350	8-9	.889	10-17	27	17	20	18	3	10	32-43	75
SDSU	A	25-44	.568	7-14	.500	5-7	.714	8-19	27	11	13	15	3	2	23-39	62
at Air Force	1/7	22-45	.489	13-26	.500	8-10	.800	5-12	17	10	16	8	3	8	34-31	65
SDSU	A	25-50	.500	8-16	.500	14-20	.700	14-21	35	22	11	19	3	8	32-40	72
at Utah	1/11	24-50	.480	6-21	.286	13-22	.591	9-16	25	21	14	13	4	5	34-33	67
at SDSU	H	23-58	.397	6-15	.400	31-37	.838	15-27	42	17	13	12	5	10	32-51	83
UNLV	1/14	27-66	.409	7-26	.269	6-12	.500	15-22	37	24	15	15	5	5	38-29	67
SDSU	A															
at TCU	1/18															
at SDSU	H															
Brigham Young	1/21															
at SDSU	H															
New Mexico	1/25															
SDSU	A															
at Wyoming	1/28															
SDSU	A															
at Colorado State	2/4															
at SDSU	H															
Air Force	2/8															
at SDSU	H															
Utah	2/11															
SDSU	A															
at UNLV	2/16															
at SDSU	H															
TCU	2/18															

2005-06 Team Game-By-Game (cont.)

Opponent	Site/Date	FG-FGA	Pct	3P-3PA	Pct	FT-FTA	Pct	Off-Def	Tot	PF	AT	TO	BS	ST	1st-2nd	Pts
SDSU	A															
at Brigham Young	2/22															
SDSU	A															
at New Mexico	2/25															
at SDSU	H															
Wyoming	3/1															
at SDSU	H															
South Dakota State	3/3															

2005-06 Efficiency Ratings

The National Basketball Association uses a formula to rank the most efficient players in the league. The formula is efficiency = (PTS + REB + AST + STL + BLK) - ((FGA - FGM) + (FTA - FTM) + TO). Below are San Diego State's efficiency ratings for the 2005-06 season.

SEASON EFFICIENCY POINTS

Marcus Slaughter	.258
Brandon Heath	.198
Kyle Spain	.196
Mohamed Camara	.121
John Sharper	.105
Richie Williams	.104
Trimaime Davis	.97
Mohamed Abukar	.64
Matt Thomas	.21
Brett Hoerner	.21
Tim McGrath	.14
Chris Lamb	.4
TEAM TOTAL	1,203

SEASON EFFICIENCY POINTS PER MINUTE

Marcus Slaughter	.0667
Kyle Spain	.0435
Mohamed Camara	.0409
Trimaime Davis	.0402
Mohamed Abukar	.0376
TEAM AVERAGE	.0376
Brandon Heath	.0368
John Sharper	.0285
Richie Williams	.0263
Brett Hoerner	.0256
Chris Lamb	.0211
Tim McGrath	.0161
Matt Thomas	.0128

2005-06 Hockey +/- Ratings

Hockey +/- tracks the team score while the player is on the court (total points team scored while on the court-total points team allowed while on the court).

HOCKEY +/- POINTS

Brandon Heath	+.74
Mohamed Camara	+.67
Richie Williams	+.64
Kyle Spain	+.59
Marcus Slaughter	+.58
John Sharper	+.50
Trimaime Davis	+.33
Mohamed Abukar	+.21
Tim McGrath	+.18
Chris Lamb	.0
Brett Hoerner	-.2
Matt Thomas	-.2
TEAM TOTAL	+.88

HOCKEY +/- POINTS PER MINUTE

Tim McGrath	+.0207
Mohamed Camara	+.0226
Richie Williams	+.0162
Marcus Slaughter	+.0150
Brandon Heath	+.0138
TEAM AVERAGE	+.0138
Trimaime Davis	+.0137
John Sharper	+.0136
Kyle Spain	+.0131
Mohamed Abukar	+.0124
Chris Lamb	.0000
Matt Thomas	-.0012
Brett Hoerner	-.0024

2005-06 Individual Game-By-Game (Points/Rebs./Asts.)

	00	1	3	15	20	21	24	30	33	34	42	50
Opponent	Brett Hoerner	Brandon Heath	Richie Williams	John Sharper	Trimaine Davis	Matt Thomas	Tim McGrath	Chris Lamb	Kyle Spain	Mohamed Abukar	Marcus Slaughter	Mohamed Camara
at Alaska Fairbanks	0/0/0	23/5/3*	7/4/4*	2/2/1*	13/3/0*	0/2/0	CD	CD	2/5/0		16/11/1*	4/6/0
vs. Illinois-Chicago	1/0/0	18/1/5*	7/2/1*	8/0/1	7/1/0*	0/0/0	2/2/1	CD	7/10/2*		9/5/4*	4/7/0
vs. Southern Mississippi	2/2/0	16/2/2*	3/1/3*	12/0/0	10/1/0*	2/3/7	3/1/0	0/0/0	11/3/0*		18/5/2*	2/3/0
ALBANY	4/1/0	20/2/1*	10/2/5*	11/3/0	6/4/4*	0/2/1	0/0/0	2/0/0	10/4/1*		16/15/2*	4/1/0
at San Diego	0/2/0	24/2/1*	0/1/6*	12/1/3	INJ	2/1/0	0/0/0	CD	9/8/0*		23/9/1*	10/10/1*
POINT LOMA NAZARENE	4/4/0	20/3/3*	4/2/4*	6/2/1	INJ	9/2/0	0/1/3	CD	15/9/0*		25/14/2*	5/8/0*
at California	0/0/0	8/1/1*	0/3/5*	15/1/1	INJ	4/1/2	0/1/1	CD	9/6/2*		22/13/1*	6/4/0*
WASHINGTON STATE	CD	2/3/2*	6/1/3*	7/2/0	INJ	0/1/0	2/4/0	0/0/0	6/8/2		26/17/1*	0/1/0
UC SANTA BARBARA	9/1/1	15/4/4*	1/1/0*	6/1/1	6/2/0	0/0/0	0/0/0	0/0/0	17/7/2*		2/3/0*	10/9/0*
MARYLAND-BALTIMORE CO.	0/1/0	11/4/3*	3/1/1	12/1/0	8/6/0*	2/3/4*	2/5/0	CD	16/9/1*		INJ	4/10/1*
at Providence	2/0/0	22/2/2*	2/4/0*	6/2/3	4/4/0*	0/0/2	CD	CD	18/8/1*	10/2/3	INJ	1/9/1*
LOYOLA MARYMOUNT	1/1/0	25/4/3*	16/7/6*	11/1/1	10/8/0	0/0/0	CD	CD	9/5/1*	10/7/2*	INJ	2/5/1*
COLORADO STATE	CD	22/1/1	8/2/6*	6/0/1	6/2/0	0/0/0	CD	CD	13/5/1*	22/1/1*	6/11/6*	0/6/0
at Air Force	CD	21/2/2	7/3/6*	3/0/2	4/2/0	0/0/0	0/0/0	CD	9/5/0*	8/4/0*	10/9/3*	0/1/0
at Utah	CD	21/6/8	4/2/4*	9/2/1	0/1/0	0/0/0	0/0/0	CD	4/7/0*	16/7/1*	14/1/0*	4/5/1
UNLV	CD	17/4/5	9/1/3*	11/2/1*	0/2/0	CD	CD	CD	10/3/3*	8/3/1*	20/20/0*	8/3/0
*at TCU												
*BRIGHAM YOUNG												
*NEW MEXICO												
*at Wyoming												
*at Colorado State												
*AIR FORCE												
*UTAH												
*at UNLV												
*TCU												
*at Brigham Young												
*at New Mexico												
*WYOMING												
SOUTH DAKOTA STATE												

* - Indicates starter. CD – Did Not Play-Coach's Decision. DNT - Did Not Travel. INJ – Did Not Play-Injured. * – Indicates Mountain West Conference Game. ` - 2006 Mountain West Conference Basketball Championship.

2005-06 Starting Lineups

SF	PF	C	SG	PG	W-L	Record As Starter	W-L
Sharper	Slaughter	Davis	Heath	Williams	1-0	Mohamed Abukar	4-1
Spain	Slaughter	Davis	Heath	Williams	2-1	Mohamed Camara	4-4
Spain	Slaughter	Camara	Heath	Williams	2-3	Trimaine Davis	4-2
Spain	Davis	Camara	Heath	Thomas	1-0	Brandon Heath	10-6
Spain	Davis	Camara	Heath	Williams	0-1	John Sharper	1-0
Spain	Abukar	Camara	Heath	Williams	1-0	Marcus Slaughter	8-5
Spain	Slaughter	Abukar	Heath	Williams	3-1	Kyle Spain	9-6
						Matt Thomas	1-0
						Richie Williams	9-6

2005-06 Superlatives

Individual

Category	San Diego State	Opponent
Points Scored	26 by Marcus Slaughter vs. Washington State (12-10-05)	22 by Leon Powe at California (12-6-05)
Field Goals	10 by Mohamed Abukar vs. Colorado State (1-4-06)	9 by Michael Harrison vs. Colorado St. (1-4-06)
Field Goals Attempted	17 by Brandon Heath at Utah (1-11-06)	9 by Leon Powe at California (12-6-05)
Highest FG Percentage (min. 5 made)	100.0 (5-5) by Trimaïne Davis vs. LMU (12-31-05)	16 by Jason Petrimoulx vs. UNLV (1-14-06)
Highest FG Percentage (min. 10 made)	83.3 (10-12) by Mohamed Abukar vs. Colorado St. (1-4-06)	16 by Sharaud Curry at Providence (12-27-05)
3-Point Field Goals Made	5 by Brandon Heath at Air Force (1-7-06)	16 by Donnie McGrath at Providence (12-27-05)
3-Point Field Goals Attempted	5 by Brandon Heath vs. Loyola Marymount (12-31-05)	66.7 (6-9) by Dan Nwaelele at Air Force (1-7-06)
3-Point Field Goal Percentage (min. 4 made)	9 by Brandon Heath at Utah (1-11-06)	66.7 (6-9) by Ross DeRogatis at San Diego (11-30-05)
3-Point Field Goal Percentage (min. 7 made)	9 by Brandon Heath vs. Loyola Marymount (12-31-05)	none
Free Throws	9 by Brandon Heath at San Diego (11-30-05)	6 by Ross DeRogatis at San Diego (11-30-05)
Free Throws Attempted	9 by Brandon Heath vs. Illinois Chicago (11-19-05)	10 by Donnie McGrath at Providence (12-27-05)
Free Throw Percentage (min. 5 made)	100.0 (4-4) by John Sharper vs. So. Mississippi (11-20-05)	10 by Matt Benson vs. PLNU (13-3-05)
Free Throw Percentage (min. 10 made)	none	83.3 (5-6) by Dan Nwaelele at Air Force (1-7-06)
Offensive Rebounds	12 by Marcus Slaughter vs. UNLV (1-14-06)	none
Defensive Rebounds	12 by Marcus Slaughter vs. Washington State (12-10-05)	10 by Weyinmi Efejuku at Providence (12-27-05)
Total Rebounds	15 by Marcus Slaughter vs. Washington State (12-10-05)	14 by Weyinmi Efejuku at Providence (12-27-05)
Assists	100.0 (9-9) by Marcus Slaughter vs. PLNU (12-3-05)	100.0 (6-6) by Geoff McDermott at Providence (12-27-05)
Blocked Shots	100.0 (8-8) by Brandon Heath vs. PLNU (12-3-05)	71.4 (10-14) by Weyinmi Efejuku at Providence (12-27-05)
Steals	100.0 (6-6) by Richie Williams vs. Colorado St. (1-4-06)	7 by Kristen Zoellner vs. Albany (11-26-05)
Minutes Played	85.7 (12-14) by Marcus Slaughter vs. UNLV (1-14-06)	8 by Randy Green vs. Washington State (12-10-05)
	9 by Marcus Slaughter vs. Albany (11-26-05)	8 by Justin Bourne at Alaska Fairbanks (11-17-05)
	15 by Marcus Slaughter vs. UNLV (1-14-06)	8 by John Clarke vs. PLNU (12-3-05)
	20 by Marcus Slaughter vs. UNLV (1-14-06)	12 by Corey Belser at San Diego (11-30-05)
	8 by Brandon Heath at Utah (1-11-06)	7 by Justin Bourne at Alaska Fairbanks (11-17-05)
	4 by Trimaïne Davis at Providence (12-27-05)	5 by Aron Baynes vs. Washington State (12-10-05)
	5 by Richie Williams vs. Loyola Marymount (12-31-05)	6 by Mike Housman vs. UMBC (12-20-05)
	5 by Kyle Spain vs. UC Santa Barbara (12-17-05)	
	39 by Brandon Heath at Air Force (1-7-06)	40 by Antoine Hood at Air Force (1-7-06)
	39 at Marcus Slaughter vs. Washington State (12-10-05)	40 by Matt McCraw at Air Force (1-7-06)
		40 by Dan Nwaelele at Air Force (1-7-06)

Team

SDSU High	SDSU Low	Category	Opponent High	Opponent Low
88 vs. PLNU (12-3-05)	49 vs. Wash. St. (12-10-05)	Points Scored	90 at San Diego (11-30-05)	45 vs. UMBC (12-20-05)
30 vs. Colorado State (1-4-06)	14 vs. Wash. St. (12-10-05)	Field Goals	32 at San Diego (11-30-05)	17 vs. Albany (11-26-05)
67 vs. PLNU (12-3-05)	44 vs. UMBC/at Air Force	Field Goals Attempted	66 vs. PLNU/vs. UNLV	43 vs. Southern Miss. (11-20-05)
60.9 vs. Southern Miss. (11-20-05)	26.4 vs. Wash. St. (12-10-05)	FG Percentage	52.5 at San Diego (11-30-05)	31.7 vs. UMBC (12-20-05)
10 vs. Southern Miss./vs. LMU	2 vs. Wash. St. (12-10-05)	3-Point Field Goals Made	13 at Air Force (1-7-06)	2 vs. Wash. St. (12-10-05)
21 at Providence (12-27-05)	12 at Alaska Fair. (11-17-05)	3-Point Field Goals Attempted	26 at Air Force/vs. UNLV	6 vs. Wash. St. (12-10-05)
76.9 vs. Southern Miss. (11-20-05)*	11.8 vs. Wash. St. (12-10-05)	3-Point Field Goal Percentage	55.6 at California (12-6-05)	15.8 vs. UMBC (12-20-05)
31 vs. UNLV (1-14-06)	5 at Air Force (1-7-06)	Free Throws Made	27 at Providence (12-27-05)	3 at Alaska Fairbanks (11-17-05)
36 vs. UNLV (1-14-06)	7 at Air Force (1-7-06)	Free Throws Attempted	35 at Providence (12-27-05)	8 at Alaska Fairbanks (11-17-05)
92.3 vs. PLNU (12-3-05)	48.0 at Providence (12-27-05)	Free Throw Percentage	88.9 vs. Colorado State (1-4-06)	36.4 vs. UMBC (12-20-05)
22 at San Diego (11-30-05)	7 vs. Southern Miss. (11-20-05)	Offensive Rebounds	19 at Providence (12-27-05)	5 at Air Force (1-7-06)
35 at Alaska Fairbanks (11-17-05)	15 vs. Southern Miss. (11-20-05)	Defensive Rebounds	30 at Providence (12-27-05)	12 at Air Force (1-7-06)
47 vs. PLNU (12-3-05)	22 vs. Southern Miss. (11-20-05)	Total Rebounds	49 at Providence (12-27-05)	17 at Air Force (1-7-06)
24 at Providence (12-27-05)	11 at Alaska Fairbanks/at Air Force	Fouls	25 at Alaska Fairbanks/vs. LMU	10 at Air Force (1-7-06)
2 at Utah (1-11-06)	0 - several times	Fouled Out	2 vs. Loyola Marymount (12-31-05)	0 - several times
16 vs. Colorado State (1-4-06)	8 vs. Wash. St./vs. UCSB	Assists	21 at San Diego (11-30-05)	9 vs. Southern Miss./vs. Albany
24 vs. UMBC (12-20-05)	7 vs. Southern Miss. (11-20-05)	Turnovers	20 vs. Loyola Marymount (12-31-05)	8 at Air Force (1-7-06)
9 at Providence (12-27-05)	1 - two times	Blocked Shots	9 at Providence (12-27-05)	1 vs. PLNU
10 - four times	2 at Air Force (1-7-06)	Steals	14 vs. UMBC (12-20-05)	0 vs. Southern Miss. (11-20-05)
51 vs. UNLV, 2nd (1-14-06)	22 vs. Wash. St., 2nd (12-10-05)	Points/Half	55 at San Diego, 2nd (11-30-05)	17 vs. UMBC, 1st (12-20-05)
68.4 vs. So. Miss., 2nd (11-20-05)	17.9 vs. Wash. St., 2nd (12-10-05)	FG Percentage/Half	63.2 vs. So. Miss., 1st (11-20-05)	25.0 vs. So. Miss., 2nd (11-20-05)
5 vs. So. Miss./vs. Albany/vs. LMU	1 vs. Ill.-Chicago/vs. WSU	Double-Figure Scorers	5 at Providence/vs. CSU	2 - six times

* - Indicates school record.

Season and Career Highs

► 00 • BRETT HOERNER

	Career
Points	9 vs. UC Santa Barbara, 12-17-05
Rebounds	4 vs. PLNU, 12-3-05
Assists	1 vs. UC Santa Barbara, 12-17-05
Steals	2 vs. UC Santa Barbara, 12-17-05
Blocked Shots	2 vs. Albany, 11-26-05
Minutes	14 - two times

► 1 • BRANDON HEATH

	Season	Career
Points	25 vs. LMU, 12-31-05	37 at UNLV, 1-15-05
Rebounds	6 at Utah, 1-11-06	9 vs. Monmouth, 11-22-04
Assists	8 at Utah, 1-11-06	9 vs. UCSD, 11-27-04
Steals	3 - three times	5 vs. UCSD, 11-27-04
Blocked Shots	1 at Utah, 1-11-06	1 - four times
Minutes	39 at Air Force, 1-7-06	43 at Colorado St., 1-24-04

► 3 • RICHIE WILLIAMS

	Career
Points	16 vs. Loyola Marymount, 12-31-05
Rebounds	7 vs. Loyola Marymount, 12-31-05
Assists	6 - four times
Steals	5 vs. Loyola Marymount, 12-31-05
Blocked Shots	0
Minutes	38 vs. Loyola Marymount, 12-31-05

► 15 • JOHN SHARPER

	Season	Career
Points	15 at California, 12-6-05	15 - two times
Rebounds	3 vs. Albany, 11-26-05	5 vs. UCSD, 12-2-02
Assists	3 - two times	4 - two times
Steals	2 - two times	3 - five times
Blocked Shots	1 at San Diego, 11-30-05	1 at USD, 11-30-05
Minutes	29 - three times	40 vs. UCSB, 11-19-04

► 20 • TRIMAINE DAVIS

	Season	Career
Points	13 at UAF, 11-17-05	13 at UAF, 11-17-05
Rebounds	8 vs. LMU, 12-31-05	8 - two times
Assists	4 vs. Albany, 11-26-05	4 vs. Albany, 11-26-05
Steals	0	2 - two times
Blocked Shots	4 at Providence, 12-27-05	4 at Providence, 12-27-05
Minutes	32 at UAF, 11-17-05	32 - two times

► 21 • MATT THOMAS

	Season	Career
Points	9 vs. PLNU, 12-3-05	20 vs. Air Force, 2-28-05
Rebounds	3 - two times	10 vs. UNLV, 2-12-05
Assists	7 vs. So. Miss., 11-20-05	7 vs. So. Miss., 11-20-05
Steals	3 vs. UMBC, 12-20-05	4 - two times
Blocked Shots	2 vs. UCSB, 12-17-05	2 vs. UCSB, 12-17-05
Minutes	29 vs. So. Miss., 11-20-05	40 vs. UNLV, 2-12-05

► 24 • TIM McGRATH

	Season
Points	3 vs. So. Mississippi, 11-20-05
Rebounds	5 vs. UMBC, 12-20-05
Assists	3 vs. PLNU, 12-3-05
Steals	1 - two times
Blocked Shots	0
Minutes	15 vs. PLNU, 12-3-05

► 30 • CHRIS LAMB

	Season
Points	2 vs. Albany, 11-26-05
Rebounds	0
Assists	0
Steals	1 vs. Washington State, 12-10-05
Blocked Shots	1 - two times
Minutes	3 vs. So. Mississippi, 11-20-05

► 33 • KYLE SPAIN

	Season
Points	18 at Providence, 12-27-05
Rebounds	10 vs. Ill.-Chicago, 11-19-05
Assists	3 vs. UNLV, 1-14-06
Steals	5 vs. UC Santa Barbara, 12-17-05
Blocked Shots	2 - two times
Minutes	32 - two times

► 34 • MOHAMED ABUKAR

	Season	Career
Points	22 vs. CSU, 1-4-06	22 - two times
Rebounds	7 - two times	7 - two times
Assists	3 at Providence, 12-27-05	5 vs. N'earstern, 12-22-03
Steals	3 at Providence, 12-27-05	3 at Providence, 12-31-05
Blocked Shots	1 - two times	3 vs. ECU, 12-27-03
Minutes	34 vs. LMU, 12-31-05	34 vs. LMU, 12-31-05

► 42 • MARCUS SLAUGHTER

	Season	Career
Points	26 vs. WSU, 12-10-05	28 vs. UCSB, 11-19-04
Rebounds	20 vs. UNLV, 1-14-06	20 vs. UNLV, 1-14-06
Assists	6 vs. CSU, 1-4-06	6 vs. CSU, 1-4-06
Steals	2 - two times	5 at UNM, 2-28-04
Blocked Shots	5 vs. UNLV, 1-14-06	5 vs. UNLV, 1-14-06
Minutes	39 vs. WSU, 12-10-05	41 vs. UCSB, 11-19-04

► 50 • MOHAMED CAMARA

	Season	Career
Points	10 - two times	10 - two times
Rebounds	10 - two times	13 vs. Providence, 12-31-04
Assists	1 - five times	3 vs. CSU, 1-24-05
Steals	3 at California, 12-6-05	3 - two times
Blocked Shots	3 - two times	3 - three times
Minutes	31 vs. UCSB, 12-17-05	31 - three times

2005-06 Game-By-Game Miscellaneous Leaders

Date	Opponent	SDSU Result	Efficiency	Hockey +/-	PRA	Playing Time
Nov. 17	at Alaska Fairbanks~	W 67-55	Heath+18	Slaughter+26	Heath31	Williams33:59
Nov. 19	vs. Illinois-Chicago~	L 63-66	Spain+12	Camara+6	Heath24	Heath33:43
Nov. 20	vs. Southern Miss~	W 79-51	Slaughter+16	Camara/Slaughter +26	Slaughter25	Slaughter32:11
Nov. 26	ALBANY	W 80-53	Slaughter+19	Heath+26	Slaughter33	Heath32:57
Nov. 30	at San Diego	L 80-90	Camara/Slaughter ..+18	Sharper+7	Slaughter33	Heath35:40
Dec. 3	POINT LOMA NAZARENE	W 88-77	Slaughter+37	Williams+18	Slaughter41	Slaughter33:07
Dec. 6	at California	L 64-82	Slaughter+27	McGrath+7	Slaughter36	Slaughter33:47
Dec. 10	WASHINGTON STATE#	L 49-60	Slaughter+30	Spain+2	Slaughter44	Slaughter38:30
Dec. 17	UC SANTA BARBARA	W 66-54	Spain+24	Camara+17	Spain26	Camara31:03
Dec. 20	UMBC	W 58-45	Spain+18	Camara/Davis/Thomas .+11	Spain26	Heath32:46
Dec. 27	at Providence	L 65-80	Spain+20	Camara-6	Spain27	Heath35:19
Dec. 31	LOYOLA MARYMOUNT	W 84-68	Williams+28	Heath+20	Heath32	Williams38:22
Jan. 4	COLORADO STATE*	W 83-75	Abukar+20	Williams+16	Abukar/Heath24	Heath35:58
Jan. 7	at Air Force*	L 62-65	Slaughter+21	Abukar+8	Heath25	Heath39:29
Jan. 11	at Utah*	W 72-67	Heath+26	Heath+11	Heath35	Heath38:13
Jan. 14	UNLV*	W 83-67	Slaughter+35	Camara+21	Slaughter40	Slaughter36:45
Jan. 18	at TCU*					
Jan. 21	BRIGHAM YOUNG*					
Jan. 25	NEW MEXICO*					
Jan. 28	at Wyoming*					
Feb. 4	at Colorado State*					
Feb. 8	AIR FORCE*					
Feb. 11	UTAH*					
Feb. 16	at UNLV*					
Feb. 18	TCU*					
Feb. 22	at Brigham Young*					
Feb. 25	at New Mexico*					
Mar. 1	WYOMING*					
Mar. 3	SOUTH DAKOTA STATE					
Mar. 7-11	at MWC Tournament^					

* - Indicates Mountain West Conference Game. ~ - BP Top of the World Classic. # - San Diego SLAM. ^ - 2006 Mountain West Conference Basketball Championship.

Individual Game Win Share Champion: at Alaska Fairbanks - Marcus Slaughter .3455; vs. Illinois-Chicago - Mohamed Camara .2820; vs. Southern Mississippi - Marcus Slaughter .1808; Albany - Marcus Slaughter .1858; at San Diego - John Sharper .1649; Point Loma Nazarene - Marcus Slaughter .2506; at California - Marcus Slaughter 10.66; Washington State - Marcus Slaughter .3028; UC Santa Barbara - Kyle Spain .3071; Maryland-Baltimore County - Kyle Spain .2014; at Providence - Kyle Spain .0973; Loyola Marymount - Richie Williams .2599; Colorado State - Marcus Slaughter .2718; at Air Force - Marcus Slaughter .1500; at Utah - Brandon Heath .3888; UNLV - Marcus Slaughter .2323.

Games Led Individual Win Share: Marcus Slaughter 9, Kyle Spain 3, Mohamed Camara 1, Brandon Heath 1, John Sharper 1, Richie Williams 1.

2005-06 Win Share Ratings

WIN SHARES

Marcus Slaughter+1.9767
Brandon Heath+1.8710
Kyle Spain+1.8003
Mohamed Camara+1.4541
Mohamed Abukar+0.8347
John Sharper+0.7225
Richie Williams+0.6932
Trimaine Davis+0.6220
Tim McGrath+0.3881
Chris Lamb+0.0266
Brett Hoerner+0.0168
Matt Thomas-0.4060
TEAM TOTAL+10.0000

2005-06 Biggest Leads/Time in Lead

Date	Opponent	SDSU Result	SDSU Big Opp Big				SDSU in			Opp in	Tied	Paint		Off TOs		2nd Ch.		Bench
			Lead	Lead	Ties	LC	Lead	Lead	Lead			SD	Opp	SD	Opp	SD	Opp	
Nov. 17	at Alaska Fairbanks~	W 67-55	13	0	0	0	39:34	0:00	0:26	30	16	13	14	12	7	6	16	
Nov. 19	vs. Illinois-Chicago~	L 63-66	3	10	14	18	8:47	22:30	8:43	32	28	14	14	10	19	15	20	
Nov. 20	vs. Southern Mississippi~	W 79-51	30	7	4	9	26:37	11:42	1:41	34	16	26	5	13	11	21	25	
Nov. 26	ALBANY	W 80-53	28	1	0	2	39:28	0:10	0:22	36	16	20	7	22	13	18	20	
Nov. 30	at San Diego	L 80-90	7	14	1	2	5:44	32:43	1:33	30	30	25	24	18	15	14	22	
Dec. 3	POINT LOMA NAZARENE	W 88-77	14	9	2	6	28:05	11:30	0:25	42	20	14	15	20	11	19	23	
Dec. 6	at California	L 64-82	4	24	2	4	0:44	37:14	2:02	28	32	13	26	12	12	19	16	
Dec. 10	WASHINGTON STATE#	L 49-60	7	13	5	8	20:21	15:01	4:38	18	18	13	14	14	10	9	28	
Dec. 17	UC SANTA BARBARA	W 66-54	14	0	0	0	39:44	0:00	0:16	34	24	20	9	10	9	21	23	
Dec. 20	UMBC	W 58-45	22	1	1	4	36:18	3:07	0:35	24	24	11	18	11	13	17	4	
Dec. 27	at Providence	L 65-80	13	17	4	3	14:55	20:53	4:12	20	24	19	20	7	20	18	33	
Dec. 31	LOYOLA MARYMOUNT	W 84-68	19	7	3	4	30:37	7:18	2:05	24	22	22	18	15	7	22	11	
Jan. 4	COLORADO STATE*	W 83-75	17	3	1	1	37:43	1:08	1:09	36	36	19	20	10	8	12	28	
Jan. 7	at Air Force*	L 62-65	8	13	2	5	23:43	14:55	1:22	22	10	13	21	13	7	7	6	
Jan. 11	at Utah*	W 72-67	7	13	3	4	14:00	24:30	1:30	22	26	18	20	14	4	11	6	
Jan. 14	UNLV*	W 83-67	19	8	7	4	17:08	19:34	3:18	22	26	17	13	17	7	19	26	
Jan. 18	at TCU*																	
Jan. 21	BRIGHAM YOUNG*																	
Jan. 25	NEW MEXICO*																	
Jan. 28	at Wyoming*																	
Feb. 4	at Colorado State*																	
Feb. 8	AIR FORCE*																	
Feb. 11	UTAH*																	
Feb. 16	at UNLV*																	
Feb. 18	TCU*																	
Feb. 22	at Brigham Young*																	
Feb. 25	at New Mexico*																	
Mar. 1	WYOMING*																	
Mar. 3	SOUTH DAKOTA STATE																	
Mar. 7-11	at MWC Tournament^																	

* - Indicates Mountain West Conference Game. ~ - BP Top of the World Classic. # - San Diego SLAM. ^ - 2006 Mountain West Conference Basketball Championship.

Free Throw Superlatives

	FREE THROWS MADE STREAKS			FINAL 4 MINUTES	
	ACTIVE	SEASON	CAREER	FTM-FTA	PCT.
Mohamed Abukar	2	6	6	3-4	75.0
Mohamed Camara	2	2	2	0-2	0.0
Trimaine Davis	0	6	6	2-4	50.0
Brandon Heath	3	12	21	13-14	92.9
Brett Hoerner	0	5	5	0-0	
Chris Lamb	0	0	0	0-0	
Tim McGrath	2	2	2	0-0	
John Sharper	2	3	12	3-4	75.0
Marcus Slaughter	2	14	14	10-13	76.9
Kyle Spain	4	9	9	2-2	100.0
Matt Thomas	0	2	13	3-4	75.0
Richie Williams	0	10	10	10-15	66.7
SDSU TOTALS				46-62	74.2

2005-06 Offensive Leaders

Player	GP-GS	10+Pts.	20+Pts.	30+Pts.	10+Rebs.	15+Rebs.	10+Ast.	Double-Double	Led SDSU In (includes ties)				Personal	
									Pts.	Rebs.	Ast.	Efficiency	Win Share	W-L-T
Mohamed Abukar	6-5	4	1	0	0	0	0	0	1	1	1	1	0	5-1
Mohamed Camara	16-8	2	0	0	2	0	0	1	0	4	0	1	1	10-5-1
Trimaine Davis	12-6	3	0	0	0	0	0	0	0	1	0	0	0	8-4
Brandon Heath	16-16	14	9	0	0	0	0	0	9	0	4	2	1	11-4-1
Brett Hoerner	11-0	0	0	0	0	0	0	0	0	0	0	0	0	5-6
Chris Lamb	4-0	0	0	0	0	0	0	0	0	0	0	0	0	2-1-1
Tim McGrath	11-0	0	0	0	0	0	0	0	0	0	0	0	0	7-4
John Sharper	16-1	7	0	0	0	0	0	0	0	0	1	0	1	10-6
Marcus Slaughter	13-13	10	5	0	7	3	0	6	5	9	1	8	9	8-4-1
Kyle Spain	16-15	8	0	0	1	0	0	0	2	2	0	4	3	11-5
Matt Thomas	15-1	0	0	0	0	0	0	0	0	0	2	0	0	7-8
Richie Williams	16-15	2	0	0	0	0	0	0	0	0	9	1	1	9-7

Career Offensive Leaders

Player	GP	GS	10+Pts.	20+Pts.	30+Pts.	10+Rebs.	15+Rebs.	10+Ast.	Double-Double	Led SDSU In (includes ties)			
										Pts.	Rebs.	Ast.	Efficiency
Mohamed Abukar	43	5	7	2	0	0	0	0	0	0	1	1	1
Mohamed Camara	45	29	2	0	0	3	0	0	1	0	7	0	1
Trimaine Davis	82	12	8	0	0	0	0	0	0	0	2	1	0
Brandon Heath	75	70	62	30	2	0	0	0	0	33	3	24	13
Brett Hoerner	11	0	0	0	0	0	0	0	0	0	0	0	0
Chris Lamb	4	0	0	0	0	0	0	0	0	0	0	0	0
Tim McGrath	11	0	0	0	0	0	0	0	0	0	0	0	0
John Sharper	102	26	12	0	0	0	0	0	0	0	0	5	0
Marcus Slaughter	70	58	46	13	0	21	5	0	18	18	40	3	27
Kyle Spain	16	15	8	0	0	1	0	0	0	2	3	0	4
Matt Thomas	45	12	7	1	0	1	0	0	1	2	2	6	2
Richie Williams	16	15	2	0	0	0	0	0	0	0	0	9	1

Current/Career High Offensive Leaders

Player	Current		Career	Current		Career	Current Streaks			Career Long Streaks		
	GP Strk	Last GP/DNP		GS Strk	Last GS/DNS		10+Pts.	20+Pts.	10+Rebs.	10+Pts.	20+Pts.	10+Rebs.
Mohamed Abukar	6	DNP-12/20/05	29	5	DNS-12/27/05	5	0	0	0	0	0	0
Mohamed Camara	45	DNP-3/11/04	45	0	GS-12/31/05	8	0	0	0	1	0	1
Trimaine Davis	8	DNP-12/10/05	33	0	GS-12/27/05	4	0	0	0	2	0	0
Brandon Heath	75	DNP-3/21/03	75	35	DNS-12/21/04	35	8	0	0	16	5	0
Brett Hoerner	0	GP-12/31/05	7	0	GS-none	0	0	0	0	0	0	0
Chris Lamb	0	GP-12/17/05	2	0	GS-none	0	0	0	0	0	0	0
Tim McGrath	0	GP-1/11/06	9	0	GS-none	0	0	0	0	0	0	0
John Sharper	68	DNP-12/6/03	68	0	GS-11/17/05	9	1	0	0	3	0	0
Marcus Slaughter	4	DNP-12/31/05	55	4*	DNS-12/31/05	42	3	1	1	28	4	3
Kyle Spain	16	DNP-3/11/05	16	15	DNS-11/17/05	15	1	0	0	3	0	1
Matt Thomas	45	DNP-3/11/04	45	0	DNS-12/17/05	8	0	0	0	2	1	1
Richie Williams	16	DNP-3/11/05	16	6	DNS-3/11/05	9	0	0	0	1	0	0

* - Marcus Slaughter has an active streak of 57 consecutive starts in games in which he has played.

2005-06 Miscellaneous Statistics

San Diego State's Record When...

Category	2005-06 Season	Fisher Era	SDSU Streak
Home	7-1	65-38	Won 5
Away	2-4	20-59	Won 1
Neutral	1-1	6-6	Won 1
Scoring First	8-3		Won 2
Opponent Scores First	2-3		Won 1
Leading at Half	8-2	67-22	Won 4
Trailing at Half	2-3	21-80	Won 2
Tied at Half	0-1	3-1	Lost 1
Leading with 5:00 Left	10-1		Won 9
Trailing with 5:00 Left	0-5		Lost 13
Tied with 5:00 Left	0-0		Lost 1
In Overtime	0-0	1-12	Lost 6
SDSU Outrebounds Opp.	8-3	62-38	Won 2
SDSU is Outrebounced	1-2	27-62	Lost 1
Opp. Commits More TOs	4-0	54-29	Won 4
SDSU Commits More TOs	5-6	32-67	Won 1
SDSU More FT Attempts	9-2	62-35	Won 5
Opp. More FT Attempts	1-4	26-68	Won 1
SDSU Shoots Better than Opp.	9-2	73-22	Won 1
Opp. Shoots Better than SDSU	1-4	16-80	Won 1
SDSU Shoots 50% or Better	4-1	33-11	Won 1
SDSU Shoots 40-50%	5-3	48-45	Won 2
SDSU Shoots 40% or Less	1-2	10-47	Won 1
Opp. Shoots 50% or Better	0-2	10-33	Lost 3
Opp. Shoots 40-50%	7-3	43-62	Won 2
Opp. Shoots 40% or Less	3-1	39-7	Lost 1
SDSU Bench Outscores Opp.	5-2	49-40	Won 3
Opp. Bench Outscores SDSU	5-3	40-58	Won 1
SDSU Scores Less Than 60	1-1	4-30	Won 1
SDSU Scores Between 60-69	2-4	23-43	Lost 2
SDSU Scores Between 70-79	2-0	32-17	Won 3
SDSU Scores Between 80-89	5-1	25-12	Won 4
SDSU Scores Between 90-99	0-0	7-1	Lost 1
SDSU Scores 100+	0-0	0-0	Won 23
Opp. Scores Less Than 60	5-0	34-4	Won 10
Opp. Scores Between 60-69	3-3	35-20	Won 2
Opp. Scores Between 70-79	2-0	22-39	Won 2
Opp. Scores Between 80-89	0-2	0-24	Lost 33
Opp. Scores Between 90-99	0-1	0-14	Lost 24
Opp. Scores 100+	0-0	0-2	Lost 8
Wearing Black	1-2		Won 1
Wearing Gold	0-1		Lost 1
Wearing Red	6-2		Lost 1
Wearing White	3-1		Won 3
On Monday	0-0		Lost 2
On Tuesday	1-2		Lost 1
On Wednesday	2-1		Won 2
On Thursday	1-0		Won 2
On Friday	0-0		Lost 3
On Saturday	5-3		Won 1
On Sunday	1-0		Won 1
In November	3-2		Lost 1
In December	4-3		Won 1
In January	3-1		Won 2
In February			Lost 5
In March			Lost 1

LEADS AND DEFICITS

SDSU Biggest Halftime Lead	19 vs. UMBC (12-20-05)
SDSU Biggest Halftime Lead Lost	6 vs. Washington State (12-10-05)
SDSU Biggest Halftime Lead Lost in a Loss	6 vs. Washington State (12-10-05)
SDSU Biggest Halftime Deficit	11 at Air Force (1-7-06)
SDSU Biggest Halftime Deficit Overcome	11 at Air Force (1-7-06)
SDSU Biggest Halftime Deficit Overcome for Victory	6 vs. UNLV (1-14-06)
SDSU Biggest Lead	30 vs. Southern Mississippi (11-20-05)
SDSU Biggest Lead Lost	13 at Providence (12-27-05)
SDSU Biggest Lead Lost in a Loss	13 at Providence (12-27-05)
SDSU Biggest Deficit	24 at California (12-6-05)
SDSU Biggest Deficit Overcome	13 at AFA (1-7-06)/at Utah (1-11-06)
SDSU Biggest Deficit Overcome for Victory	13 at Utah (1-11-06)

DUNKS

	SEASON
Marcus Slaughter	.12
Trimaine Davis	.10
Kyle Spain	.10
Mohamed Camara	.4
Brandon Heath	.1
TOTAL	.37

TOP SCORING PERFORMANCES

26, Marcus Slaughter vs. Washington St. (12-10-05)
25, Brandon Heath vs. LMU (12-31-05)
25, Marcus Slaughter vs. PLNU (12-3-05)
24, Brandon Heath at San Diego (11-30-05)
23, Marcus Slaughter at San Diego (11-30-05)
23, Brandon Heath at Alaska Fairbanks (11-17-05)
22, Mohamed Abukar vs. Colorado St. (1-4-06)
22, Brandon Heath vs. Colorado St. (1-4-06)
22, Brandon Heath at Providence (12-27-05)
22, Marcus Slaughter at California (12-6-05)
21, Brandon Heath at Utah (1-11-06)
21, Brandon Heath at Air Force (1-7-06)
21, Marcus Slaughter vs. UNLV (1-14-06)
20, Brandon Heath vs. PLNU (12-3-05)
20, Brandon Heath vs. Albany (11-26-05)

TOP REBOUNDING PERFORMANCES

20, Marcus Slaughter vs. UNLV (1-14-06)
17, Marcus Slaughter vs. Washington St. (12-10-05)
15, Marcus Slaughter vs. Albany (11-26-05)
14, Marcus Slaughter vs. PLNU (12-3-05)
13, Marcus Slaughter at California (12-6-05)
11, Marcus Slaughter vs. Colorado St. (1-4-06)
11, Marcus Slaughter vs. Alaska Fairbanks (11-17-05)
10, Mohamed Camara vs. UMBC (12-20-05)
10, Mohamed Camara at San Diego (11-30-05)
10, Kyle Spain vs. Illinois-Chicago (11-19-05)

TOP ASSISTS PERFORMANCES

8, Brandon Heath at Utah (1-11-06)
7, Matt Thomas vs. Southern Miss. (11-20-05)
6, Richie Williams at Air Force (1-7-06)
6, Marcus Slaughter vs. Colorado St. (1-4-06)
6, Richie Williams vs. Colorado St. (1-4-06)
6, Richie Williams vs. LMU (12-31-05)
6, Richie Williams at San Diego (11-30-05)

TOP 3-POINT FG PERFORMANCES

5, Brandon Heath at Air Force (1-7-06)
5, Brandon Heath vs. LMU (12-31-05)
4, Brandon Heath at Utah (1-11-06)
4, Brandon Heath vs. Colorado St. (1-4-06)
4, Brandon Heath at Providence (12-27-05)

4, John Sharper vs. UMBC (12-20-05)
4, John Sharper at San Diego (11-30-05)
4, John Sharper vs. Southern Miss. (11-20-05)
4, Brandon Heath vs. Illinois-Chicago (11-19-05)

TOP EFFICIENCY POINT PERFORMANCES

37, Marcus Slaughter vs. PLNU (12-3-05)
35, Marcus Slaughter vs. UNLV (1-14-06)
30, Marcus Slaughter vs. Washington St. (12-10-05)
28, Richie Williams vs. LMU (12-31-05)
27, Marcus Slaughter at California (12-6-05)
26, Brandon Heath at Utah (1-11-06)
24, Kyle Spain vs. UC Santa Barbara (12-17-05)
21, Marcus Slaughter at Air Force (1-7-06)
21, Brandon Heath vs. LMU (12-31-05)
21, Kyle Spain vs. PLNU (12-3-05)
20, Mohamed Abukar vs. Colorado St. (1-4-06)
20, Kyle Spain at Providence (12-27-05)
19, Marcus Slaughter vs. Albany (11-26-05)

TOP WIN SHARE PERFORMANCES

38.88, Brandon Heath at Utah (1-11-06)
38.46, Marcus Slaughter vs. Washington St. (12-10-05)
34.55, Marcus Slaughter at Alaska Fair. (11-17-05)
28.20, Mohamed Camara vs. Ill.-Chicago (11-19-05)
26.97, Brandon Heath at Alaska Fair. (11-17-05)
26.49, Mohamed Camara at Utah (1-11-06)
26.28, Marcus Slaughter vs. CSU (1-4-06)
25.99, Richie Williams vs. LMU (12-31-05)
25.38, Richie Williams vs. CSU (1-4-06)
25.06, Marcus Slaughter vs. PLNU (12-3-05)

TOP PRA PERFORMANCES

44, Marcus Slaughter vs. Washington St. (12-10-05)
41, Marcus Slaughter vs. PLNU (12-3-05)
40, Marcus Slaughter vs. UNLV (1-14-06)
36, Marcus Slaughter at California (12-6-05)
35, Brandon Heath at Utah (1-11-06)
33, Marcus Slaughter at San Diego (11-30-05)
33, Marcus Slaughter vs. Albany (11-26-05)
32, Brandon Heath vs. LMU (12-31-05)
31, Brandon Heath at Alaska Fairbanks (11-17-05)
29, Richie Williams vs. LMU (12-31-05)
28, Marcus Slaughter at Alaska Fairbanks (11-17-05)
27, Kyle Spain at Providence (12-27-05)
27, Brandon Heath at San Diego (11-30-05)
26, Brandon Heath vs. UNLV (1-14-06)
26, Brandon Heath at Providence (12-27-05)
26, Kyle Spain vs. UMBC (12-20-05)
26, Kyle Spain vs. UC Santa Barbara (12-17-05)
26, Brandon Heath vs. PLNU (12-3-05)