



SAN DIEGO STATE AZTECS 2012 FOOTBALL GAME NOTES

San Diego State Media Relations | Fowler Athletics Center, Suite 3014 | 5302 55th Street | San Diego, CA 92182-4309 | 619-594-5547
Official Website: GoAztecs.com | Facebook: Facebook.com/goaztecs | Twitter: @GoAztecs, @AztecsPR (media only)

19 Conference Championships | Three Consecutive Bowl Game Appearances | MW-Record 138 NFL Draft Picks

GAME INFORMATION

Date / Time: Thursday, Dec. 20, 2012 / 5:01 p.m. PT
Site: San Diego, Calif. / Qualcomm Stadium
TV: ESPN
Talent: Carter Blackburn (pxp), Rod Gilmore (analyst), Jemele Hill (sidelines)
SDSU Radio: KOGO, 95.7 FM & AM 600
Talent: Ted Leitner (pxp), Chris Eilo (analyst), Kevin O'Connell (sidelines)
National Radio: ESPN
Talent: Bill Rosinski (pxp), David Norrie (analyst), Joe Schad (sidelines)
Live Stats: GoAztecs.com
Twitter Updates: twitter.com/GoAztecs (public) / twitter.com/AztecsPR (media)
Series: Brigham Young leads, 27-7-1
San Diego: Brigham Young leads, 11-5-1
Provo: Brigham Young leads, 16-2
Last Meeting: BYU 24, SDSU 21 on 10/9/10
Note: BYU has won the last five meetings in the series by a total of 93 points (18.6 ppg)... The Aztecs' last victory was a 31-10 decision on Oct. 1, 2005.

SAN DIEGO STATE (9-3; 7-1 Mountain West)

Ranking: rv/rv (AP/Coaches); Sagarin: 50
Last Game: at Wyoming - W, 42-28
Next Game: vs. Eastern Illinois (Aug. 31, 2013)

Head Coach: Rocky Long

Career Record: 82-77 / 13th season
SDSU Record: 17-8 / 2nd season
vs. Brigham Young: 2-9

2012 LEADERS

Rushing: Adam Muema: 211 car., 1,355 yds., 16 TD
Passing: Adam Dingwell: 71-115, 795 yds., 8 TD
Receiving: Gavin Escobar: 41 rec., 519 yds., 6 TD
Tackles: Nat Berhe: 87 tackles, 2 TFL, 1 FR, 2 Int.
Jake Fely: 86 tackles, 11.5 TFL, 7 sacks, 2 FR, 2 FF

BRIGHAM YOUNG (7-5; Independent)

Ranking: nr/nr (AP/Coaches); Sagarin: 34
Last Game: at New Mexico State - W, 50-14
Next Game: season complete

Head Coach: Bronco Mendenhall

Career Record: 73-29 / 8th season
Brigham Young Record: 73-29 / 8th season
vs. San Diego State: 5-1

2012 LEADERS

Rushing: Jamaal Williams: 151 car., 744 yds., 11 TD
Passing: Riley Nelson: 181-306, 2,011 yds., 13 TD
Receiving: Cody Hoffman: 90 rec., 1,134 yds., 11 TD
Tackles: Brand Ogletree: 92 tackles, 11.5 TFL, 4 PBU
Daniel Sorensen: 65 tackles, 3 INT, 2 FF, 1 FR

TABLE OF CONTENTS

Media Schedule	2
Notes.....	3-17
Depth Chart Notes.....	14-15
Head Coach Rocky Long	18
Coaching Staff.....	19
Roster.....	20-21
Depth Chart.....	22
Recaps.....	23-34
Player Bios.....	35-58
Statistics	59-82
Last Time It Happened.....	83-85
Bowl History.....	86-87
Quick Facts.....	88

THE SET-UP

Having secured its first conference championship since 1998, San Diego State will play in a bowl game for an unprecedented third consecutive year when it faces long-time rival Brigham Young in the 2012 San Diego County Credit Union Poinsettia Bowl on Thursday, Dec. 20 at Qualcomm Stadium.

The Aztecs, who make their second appearance in the bowl game in the last three seasons, carry a seven-game winning streak into the contest. It is tied for the fourth-longest active win streak in the nation, is the longest SDSU winning streak since a similar streak from Nov. 15, 1980-Oct. 10, 1981 and is the longest win streak contained in a single-season since 1977. San Diego State's last loss came on Sept. 29 (82 days ago on game day).

The Aztecs put their finishing touches on its share of the Mountain West title by winning at Wyoming, 42-28, on Nov. 24.

SDSU, which was picked to finish fifth in the Mountain West preseason poll after losing four players to the NFL Draft, were well represented on the all-conference team selected earlier this month. Head coach Rocky Long, the all-time winningest coach in league history, was named conference coach of the year for the second time in his career. Senior offensive guard Nik Embernate, junior tight end Gavin Escobar and senior cornerback Leon McFadden earned first-team all-league honors. Junior safety Nat Berhe, sophomore linebacker Jake Fely, senior center Alec Johnson and sophomore running back Adam Muema each garnered second-team accolades. Sophomore linebacker Derek Largent, junior offensive tackle Bryce Quigley and sophomore defensive tackle Sam Meredith earned honorable mention honors.

This is the 11th all-time bowl game for the program and the seventh since moving to the Division I ranks prior to the 1969 season. As previously mentioned, this is the first time in its 90-season history that San Diego State has advanced to a bowl game in three consecutive seasons.

2012 SCHEDULE/RESULTS

Date	Opponent	Site	TV	Time	Series	Note
Sept. 1	at (rv/rv) Washington Huskies	Seattle, Wash. CenturyLink Field	Pac-12 Net.	L, 12-21	UW, 3-0	Aztecs trail 14-0 10 mins. in; Turnovers: SDSU 3, UW 1
Sept. 8	ARMY Black Knights	San Diego, Calif. Qualcomm Stadium	NBCSN	W, 42-7	SDSU, 2-0	SDSU hands Army worst loss since '07; Defense forces 3 Black Knight TDs
Sept. 15	NORTH DAKOTA Fighting Sioux	San Diego, Calif. Qualcomm Stadium	KUSI	W, 49-41	SDSU, 1-0	Aztecs post 533 yards of offense 8th highest scoring game in his. (90)
Sept. 22	(-/rv) SAN JOSE STATE Spartans	San Diego, Calif. Qualcomm Stadium	KUSI	L, 34-38	SJSU, 19-15-2	Muema rushes for 202; SDSU 271 SJSU has 253 KOR yards, 1 TD
Sept. 29	at Fresno State Bulldogs	Fresno, Calif. Bulldog Stadium	KUSI	L, 40-52	SDSU, 27-21-4	SDSU jumps out to 14-0 lead; return 2 INT for TD; SDSU: 5 TOs
Oct. 6	HAWAII Warriors	San Diego, Calif. Qualcomm Stadium	CBSSN	W, 52-14	SDSU, 16-9-2	Aztecs score first 21 points; Outgain UH 412-173; Katz TDs: 3 rush, 2 pass
Oct. 13	COLORADO STATE Rams	San Diego, Calif. Qualcomm Stadium	TWCNSN	W, 38-14	SDSU, 19-13	Aztecs are 7-1 in last 8 vs. CSU; SDSU has 180 pts. in last 6 meetings
Oct. 20	at (-/rv) Nevada Wolf Pack	Reno, Nev. Mackay Stadium	CBSSN	W-ot, 39-38	SDSU, 3-2	Aztecs rally from 11 down to win in OT; Dingwell: 14-23, 177 yds., 3 TDs
Oct. 27	UNLV Rebels	San Diego, Calif. Qualcomm Stadium	TWCNSN	W, 24-13	SDSU, 14-8	Total Offense: SD 506, UNLV 300 Aztecs won 9 of last 11 in series
Nov. 3	at (19/14) Boise State Broncos	Boise, Idaho Bronco Stadium	CBSSN	W, 21-19	tied, 1-1	1st SDSU win at AP Top 25 opponent Aztec D limits Boise to 269 yards
Nov. 10	AIR FORCE Falcons	San Diego, Calif. Qualcomm Stadium	NBCSN	W, 28-9	AFA, 19-12	SDSU has won 3 straight in series; Held AF to lowest pt. total since '10
Nov. 24	at Wyoming Cowboys	Laramie, Wyo. War Memorial Stadium	TWCNSN	W, 42-28	WYO, 18-16	SDSU rushed for 400 yds., 4 TDs; Outscores UW 21-0 in 2nd half

SAN DIEGO STATE MEDIA RELATIONS**Phone:** (619) 594-5547**Fax:** (619) 582-6541**Overnight Address:**Aztec Athletics Center, Suite 3014
5302 55th Street
San Diego, CA 92182-4309**Website:** GoAztecs.com**Twitter (Media):** twitter.com/AztecsPR**Mike May*** | Asst. AD/Media Relations Director**Office:** (619) 594-5547**Cell:** (619) 957-8372**E-Mail:** mmay@mail.sdsu.edu**Jamie McConeghy*** | Asst. Media Relations Director**Office:** (619) 594-4348**Cell:** (607) 435-5577**E-Mail:** jmcconeg@mail.sdsu.edu**Dave Kuhn** | Asst. Media Relations Director**Office:** (619) 594-5242**E-Mail:** dkuhn@mail.sdsu.edu**Jim Solien** | Asst. Media Relations Director**Office:** (619) 594-2576**Cell:** TBA**E-Mail:** TBA**Darin Wong** | Asst. Media Relations Director**Office:** (619) 594-5548**E-Mail:** dwong@mail.sdsu.edu**Victoria Valencia** | Administrative Asst.**Office:** (619) 594-5547**E-Mail:** vvalencia@mail.sdsu.edu**Beau Bearden** | Media Relations Asst.**Office:** (619) 594-1928**E-Mail:** bbearden@mail.sdsu.edu**Jason Bott** | Coordinator of Multimedia Productions**Office:** (619) 594-2428**E-Mail:** jbott@mail.sdsu.edu

* primary football contacts; ^ secondary contact

AZTEC WEEKLY LUNCHEON

Each Tuesday during the football season, SDSU holds a media luncheon in the football recruiting lounge of the Fowler Athletics Center. The luncheon begins at [11:40 a.m.](#) with food being served, followed by coach Long addressing the media at [noon](#). Select players follow. The news conference is carried live on the official athletic department website, GoAztecs.com.

MOUNTAIN WEST TELECONFERENCE

Weekly teleconferences featuring San Diego State coach Rocky Long and the other nine Mountain West head coaches are scheduled every Tuesday, beginning Aug. 28 through Nov. 27.

This service is for accredited members of the media only. For more information contact the SDSU or MW media relations office.

WEEKLY SCHEDULE (PT)

9:00 a.m.	Moderator opens call
9:02 a.m.	Jim McElwain, Colorado State
9:10 a.m.	Norm Chow, Hawai'i
9:18 a.m.	Troy Calhoun, Air Force
9:26 a.m.	Tim DeRuyter, Fresno State
9:34 a.m.	Bobby Hauck, UNLV
9:42 a.m.	Rocky Long, San Diego State
9:50 a.m.	Dave Christensen, Wyoming
9:58 a.m.	Bob Davie, New Mexico
10:06 a.m.	Chris Ault, Nevada
10:14 a.m.	Chris Petersen, Boise State

AZTEC BOWL WEEK MEDIA SCHEDULE

All practices are closed to both the public and the media during bowl week. The best way to interview coaches and players will be at the bowl related events. Interview requests should be submitted to the San Diego State media relations office or by calling Mike May or Jamie McConeghy (see left column).

^ all times are PT

THURSDAY, DECEMBER 13:

- Noon - Rocky Long weekly news conference (Fowler Athletics Center, 2nd floor recruiting lounge), along with selected players. Press conference will be streamed live on GoAztecs.com
- 4:20 p.m. PT – 4:40 p.m. PT – Media who cover SDSU athletics on a regular basis are allowed to attend and shoot the first 20 minutes of practice. Exact times will be provided the day of.
- TBD – Post-practice interviews (Fowler Athletics Center, 2nd floor recruiting lounge). Student-athletes available for a brief time after practice. Players who participated in the news conference are not available [post-practice](#).

FRIDAY, DECEMBER 14: ---FINAL DAY OF PRACTICE AVAILABILITY---

- 2:20 p.m. PT – 2:40 p.m. PT – Media who cover SDSU athletics on a regular basis are allowed to attend and shoot the first 20 minutes of practice. Exact times will be provided the day of.
- TBD – Post-practice interviews (Fowler Athletics Center, 2nd floor recruiting lounge). Student-athletes available for a brief time after practice.

SUNDAY, DECEMBER 16:

- PRACTICE CLOSED.
- 3:45 p.m. - Team arrives at Sheraton Marina & Hotel for team welcome party and dinner. Players and coaches available briefly after arrival.

MONDAY, DECEMBER 17:

- 11 a.m.-TBA - Team attends Sea World. Event is open to the media. The best time to interview players and coaches is at 11 a.m. PT when the team arrives. Please contact the Aztec media relations staff for more details.
- PRACTICE CLOSED.

TUESDAY, DECEMBER 18:

- 9 a.m.-TBA - Team attends San Diego Zoo. Event is open to the media. The best time to interview players and coaches is at 9 a.m. PT when the team arrives. Please contact the Aztec media relations staff for more details.
- 4 p.m.-TBA - Head coach Rocky Long and selected players attend Make-A-Wish Night at the Omni Hotel. Players and coach Long will be available for the media. Please contact the Aztec media relations staff for more details.
- 6-7 p.m. - Poinsettia Bowl Gaslamp March (bands only, no players or coaches) at 5th Avenue, Downtown San Diego.
- PRACTICE CLOSED.

WEDNESDAY, DECEMBER 19:

- 10:30 a.m. - San Diego County Credit Union Poinsettia Bowl press conference at Omni Hotel. Head coach Rocky Long will speak at the press conference. Players will not be attending.
- 11 a.m. - "Battle of the Bands" aboard the USS Midway Museum.
- 11:30 a.m. - Team attends Landmark Aviation Luncheon & Tour aboard the USS Midway Museum. Players and coaches available briefly before luncheon. Please contact the Aztec media relations staff for more details.
- Noon - Luncheon begins.
- PRACTICE CLOSED.

THURSDAY, DECEMBER 20 - GAME DAY:

- 5 p.m. - San Diego State vs. Brigham Young in the 2012 San Diego County Credit Union Poinsettia Bowl.
- Postgame press conference will be organized by the Poinsettia Bowl staff.

AT STAKE FOR STATE

A Poinsettia Bowl victory would...

- give San Diego State its 10th victory of the season for the eighth time in school history and first time since 1977. It would be the first 10-win season in 35 years.
- extend San Diego State's winning streak to eight games, marking the longest win streak since a 10-game win streak from Oct. 16, 1976 to Oct. 1, 1977. The last time the Aztecs won eight straight games in a single season was 1975.
- provide San Diego State with its first victory over Brigham Young since Oct. 1, 2005, snapping a five-game losing streak in the series.
- extend San Diego State's win streak at Qualcomm Stadium to five games.
- improve Rocky Long's record at San Diego State to 18-8, making him the winningest Aztec head coach ever through two seasons.

STORYLINES

- San Diego State advances to a bowl game for the third consecutive season for the first time in the 90-year history of the program. Overall, this is the seventh bowl appearance for the program in the Division I era and the 11th in program history. With bowl appearances in three consecutive seasons, the Aztecs have matched their bowl appearance total from the 40 seasons prior to the 2010 campaign (1970 through 2009).
- SDSU is one of 39 schools nationally to appear in bowl games each of the last three seasons. San Diego State is one of only two California schools to appear in three consecutive bowl games (Stanford) and is one of only three current Mountain West schools to appear in bowl games in 2010, 2011 and 2012 (Air Force and Boise State).
- Long has led a dramatic turnaround with the Aztecs, first as the defensive coordinator in 2009-10 and then as the head coach since 2011. SDSU went without a winning season for the nine straight years from 2000-09 when it won 32.2 percent of its games and owned one of the nation's worst records. Below is a look at the dramatic turnaround.

Time	W-L (Pct.)	NCAA Rk.	Bowl Gms.	Winning Seasons
2000-09 (Previous 9 Seasons)	38-80 (.322)	106	0	0
Since 2010 (Last 3 Seasons)	26-12 (.684)	T-21	3	3

Since 2010, San Diego State is tied with five other teams - Florida, Michigan, Texas A&M, Toledo and West Virginia - for 21st place nationally in winning percentage with a 26-12 record.

- The Aztecs' winning streak of seven games entering the bowl season as the fourth-longest active streak in the nation.

Longest Active NCAA Win Streaks

Pl.	School	Win Streak	Next Game
1.	Northern Illinois	12	vs. Florida State, Orange Bowl (Jan. 1)
	Notre Dame	12	vs. Alabama, BCS Nat'l Championship (Jan. 7)
	Ohio State	12	season complete
4.	San Diego State	7	vs. Brigham Young, Poinsettia Bowl (Dec. 20)
	Arkansas State	7	vs. Kent State, GoDaddy.com Bowl (Jan. 6)
	Stanford	7	vs. Wisconsin, Rose Bowl (Jan. 1)

- SDSU enters the Poinsettia Bowl game riding a seven-game winning streak. That is the longest win streak since a seven-game winning streak from Nov. 15, 1980-Oct. 10, 1981 and matches its longest since a 10-game winning streak from Oct. 16, 1976-Oct. 1, 1977. The last time the Aztecs won seven straight games in a single season was 1977, when SDSU won the final seven games of the season to end the campaign with a 10-1 record. Pop Culture tidbits from Oct. 10, 1981 (the last time the Aztecs had a seven-game winning streak):

- * No. 1 Song - "Endless Love" by Diana Ross and Lionel Richie
- * No. 1 Album - "The Game" by Queen
- * No. 1 Movie - "Zoot Suit" starring: Daniel Valdez, Edward James Olmos

- San Diego State has won seven consecutive games, in large part because of the improvement of the defense. During the win streak, the Aztecs' defense ranks fifth nationally in yards allowed per play (4.6), ninth in passing yards per game (171.0), 15th in points allowed per game (17.8) and 17th in total defense (326.2). Below is a look at SDSU's numbers through the first five games compared with those from the last seven contests.

MOUNTAIN WEST STANDINGS

Rk.	Team	MW	Overall
1.	(rv/rv) San Diego State	7-1	9-3
	(rv/rv) Fresno State	7-1	9-3
	(20/15) Boise State	7-1	10-2
4.	Air Force	5-3	6-6
5.	Nevada	4-4	7-5
6.	Colorado State	3-5	4-8
	Wyoming	3-5	4-8
8.	UNLV	2-6	2-11
9.	New Mexico	1-7	4-9
	Hawai'i	1-7	3-9

■ Saturday, December 1

*Boise State 27, at Nevada 21 ABC
at Hawai'i 23, South Alabama 7 TWCSN

■ Saturday, December 15

Gildan New Mexico Bowl Albuquerque, N.M.
Nevada vs. Arizona, 10 a.m. ESPN

■ Thursday, December 20

SDCCU Poinsettia Bowl San Diego, Calif.
SDSU vs. Brigham Young, 5 p.m. ESPN

■ Saturday, December 22

MAACO Las Vegas Bowl Las Vegas, Nev.
Boise State vs. Washington, 12:30 p.m. ESPN

■ Monday, December 24

Sheraton Hawaii Bowl Honolulu, Hawai'i
Fresno State vs. SMU, 5 p.m. ESPN

■ Saturday, December 29

Bell Helicopter Armed Forces Bowl Fort Worth, Texas
Air Force vs. Air Force, 8:45 a.m. ESPN

SDSU Non-Conference Opponents

Team	Conference	Overall
San Jose State	5-1	10-2
Washington	5-4	7-5
North Dakota	3-5	5-6
Brigham Young	0-0	7-5
Army	0-0	2-9

■ Saturday, December 8

Army vs. Navy, Noon CBS

■ Thursday, December 20

SDCCU Poinsettia Bowl San Diego, Calif.
SDSU vs. Brigham Young, 5 p.m. ESPN

■ Saturday, December 22

MAACO Las Vegas Bowl Las Vegas, Nev.
Boise State vs. Washington, 12:30 p.m. ESPN

■ Thursday, December 27

Military Bowl Washington, D.C.
San Jose State vs. Bowling Green, Noon ESPN

* - League game; ^ - note that all game times are Pacific Time Zone

COLLEGE PRESSBOX.COM

CollegePressBox.com is the official media website for Mountain West football. Access and download weekly game notes, quotes, statistics, media guide headshots, logos and more for the conference and each of its 10 member schools throughout the season. Login information will be distributed by the conference office to accredited media or you can apply for a password by sending an e-mail to password@collegepressbox.com.

BRIGHAM YOUNG (7-5)

Aug. 30	Washington State	W, 30-6
Sept. 8	Weber State	W, 45-13
Sept. 15	at Utah	L, 21-24
Sept. 20	at Boise State	L, 6-7
Sept. 28	Hawai'i	W, 47-0
Oct. 5	Utah State	W, 6-3
Oct. 13	Oregon State	L, 24-42
Oct. 20	at Notre Dame	L, 14-17
Oct. 27	at Georgia Tech	W, 41-17
Nov. 10	Idaho	W, 52-13
Nov. 17	at San Jose State	L, 14-20
Nov. 24	at New Mexico State	W, 50-14
Dec. 20	vs. San Diego State	5 p.m. MT

TEAM COMPARISON (2012)

(National rankings in parenthesis)

Category	San Diego State	Brigham Young
Record	9-3	7-5
Conference	7-1	N/A
Scoring Offense	35.08 (28)	29.17 (65)
Scoring Defense	24.50 (44)	14.67 (5)
Scoring Differential	+10.58	+14.50
Rushing Offense	229.17 (16)	161.58 (62)
Passing Offense	178.58 (102)	247.50 (51)
Total Offense	407.75 (57)	409.08 (56)
Passing Efficiency	144.03 (36)	127.06 (79)
Rushing Defense	140.25 (35)	84.25 (2)
Passing Defense	234.83 (59)	182.08 (13)
Total Defense	375.08 (43)	266.33 (3)
Passing Eff. Def.	135.74 (74)	116.68 (27)
Net Punting	36.93 (57)	42.15 (2)
Punt Returns	7.60 (T-72)	8.93 (58)
Kickoff Returns	24.40 (19)	23.80 (27)
Punt Return Def.	7.08 (45)	6.60 (39)
Kick Return Def.	24.44 (108)	21.05 (57)
Interceptions Thrown	8 (T-35)	14 (T-89)
Fumbles Lost	12 (T-83)	8 (T-31)
Passes Intercepted	11 (T-53)	9 (T-76)
Fumbles Recovered	12 (T-32)	8 (T-80)
Turnovers Lost	20 (T-57)	22 (T-69)
Turnovers Gained	23 (T-40)	17 (T-90)
Turnover Margin	+0.25 (T-48)	-0.42 (T-85)
Sacks	2.50 (T-29)	2.58 (T-22)
Tackles for Loss	7.00 (T-23)	6.83 (T-25)
Sacks Allowed	2.67 (98)	2.33 (T-86)
TFL Allowed	5.50 (T-57)	5.25 (T-47)
First Downs Off.	22.08 (T-45)	23.58 (T-28)
First Downs Def.	21.42 (T-70)	14.83 (T-4)
3rd Down Conv. %	49.40 (10)	45.08 (33)
4th Down Conv. %	66.67 (T-18)	71.43 (T-8)
3th Conv. % Def.	40.99 (68)	27.71 (3)
4th Conv. % Def.	50.00 (T-56)	37.50 (T-23)
Fewest Penalties	5.67 (T-52)	6.42 (T-79)
Fewest Penalty Yds.	49.42 (57)	56.42 (78)
Red Zone Offense	89.58 (T-11)	80.00 (T-69)
Red Zone Defense	80.00 (T-47)	61.54 (1)
Time of Possession	30:56 (36)	32:12 (15)

San Diego State Defense

	First 5 Gms. (2-3) / Rk.	Last 7 Gms. (7-0) / Rk.	Category +/-
Points / Game	31.8 (93)	19.3 (20)	-12.5
Total Offense / Game	432.4 (86)	334.1 (19)	-98.3
Yards Allowed / Play	6.1 (94)	4.7 (7)	-1.4
Passing Yards / Game	306.4 (112)	183.7 (17)	-122.7
Passing Efficiency	155.74 (116)	119.1 (31)	-36.6
3rd Down Conversion	47.6 (104)	36.7 (37)	-10.9

SDSU has allowed 19 points or less in three of the last four games and in five of its last seven contests.

- In his fourth year at San Diego State and second as the head coach, Rocky Long made history in the Aztecs' last game. Long, who was the head coach at New Mexico from 1998-2008, has an 82-77 career record. Of those 82 victories, 79 have come while coaching in the Mountain West, which puts him one win ahead of the league's previous record holder, TCU's Gary Patterson. Despite the fact that SDSU is moving to the BIG EAST Conference next season, Long is destined to hold the record for a while.

MW All-Time Coaching Wins

Pl.	Name, School	MW Wins
1.	Rocky Long, San Diego State	79
2.	Gary Patterson, TCU	77
3.	Sonny Lubick, Colorado State	59
4.	Kyle Whittingham Utah	57
5.	Bronco Mendenhall, Brigham Young	49

MW Active Coaching Wins

Pl.	Name, School	MW Wins
1.	Rocky Long, San Diego State	79
2.	Troy Calhoun, Air Force	47
3.	Dave Christensen, Wyoming	22
	Chris Peterson, Boise State	22
5.	Tim DeRuyter, Fresno State	9

- Rocky Long has tied the school record for most victories in the first two seasons and will have a chance to break the record in the Poinsettia Bowl. Below is a look at the top five win totals through two seasons at San Diego State.

San Diego State Coach Victories Through the First Two Seasons

Pl.	Name, School	Wins	Seasons
1.	Rocky Long	17	2011-12
	Claude Gilbert	17	1973-74
3.	Don Coryell	15	1961-62
4.	Brady Hoke	13	2009-10
	Denny Stolz	13	1986-87
	Doug Scovil	13	1981-82

- If you like the look of this season's San Diego State team, then you will love the Aztecs in 2013 when they join the BIG EAST Conference. SDSU's roster this season consists of just 16 seniors. In fact, San Diego State has played as few as 11 seniors in a game this season and average starting just 6.6 seniors per game. The Aztecs average starting more members of both the junior (8.5) and sophomore (6.8) classes than it does seniors.

Class	Starts	Avg.	Played	Avg.
Senior class	79	6.6	161	13.4
Junior class	102	8.5	200	16.7
Sophomore class	82	6.8	165	13.8
Freshmen class	1	0.1	146	12.2

In addition, the Aztecs have played more juniors (16.6 per game) and sophomores (13.8) than seniors (13.5).

- San Diego State sophomore Adam Dingwell became the first Aztec quarterback to win his first two, three and four starts since David Lowery in 1991. Prior to Dingwell, the previous 11 SDSU quarterbacks lost their initial start. Dingwell's pass efficiency rating of 142.32 in his opening game was the highest since Kevin McKechnie on Sept. 5, 1997.

Most Consecutive Wins By A Quarterback To Start An SDSU Career / Division I Era

Pl.	Name, Season	Class	Wins	Note
1.	Brian Sipe, 1970	Jr.	9	Future NFL MVP won first 9 starts
2.	David Lowery, 1991	So.	6	First non-win was famous 52-52 tie with BYU
	Tom Craft, 1976	Sr.	6	Won the only 6 career starts
	Joe Davis, 1975	Jr.	6	Won his first 6 starts spread out over 2 seasons
5.	Adam Dingwell, 2012	So.	4	First QB to win first 4 starts since 1991
	Bill Donckers, 1972	Sr.	4	Had a 10-1 career record as a starter
	Chris Schaefer, 1979	Sr.	4	Won the only 4 career starts

- During the off-season, many questioned if San Diego State would be able to get the same production out of its ground attack with the departure of All-American Ronnie Hillman to the NFL. That has not been a problem. The running back tandem of sophomore Adam Muema and senior Walter Kazee have outrushed last season's All-American and first-team all-Mountain West performer and has helped the 2012 team eclipse the rushing totals of the 2011 squad en route to breaking the school record. Through 12 games, Muema and Kazee have rushed for 2,177 yards and 24 touchdowns compared with Hillman's 12-game totals of 1,656 yards and 19 TDs last season. As a team, the Aztecs have rushed for 420 more yards and three more touchdowns through the first 12 games this season.

Category	Through 11 Games				Season Totals			
	Att.	Yds.	YPC	TD	Att.	Yds.	YPC	TD
Adam Muema (2012)	211	1,355	6.4	16				
Walter Kazee (2012)	161	822	5.1	8				
SDSU Team Totals (2012)	539	2,750	5.1	30				
SDSU Team Totals (2011)	455	2,330	5.1	27	486	2,398	4.9	28
Ronnie Hillman (2011)	287	1,656	5.8	19	311	1,711	5.5	19

OBSCURER NOTE OF THE WEEK

- SDSU has received the ball to start the game in 14 consecutive games, the longest streak in the country. East Carolina ranks second in the nation with 10 straight games starting with the ball, while Clemson is at nine.

PROGRAM TIDBITS

- As of Dec. 14, San Diego State has compiled the nation's second-highest winning percentage in combined football and men's basketball since the beginning of the 2010-11 academic year. San Diego State is a combined 93-24 (79.5 percent) and trails only Ohio State in the two sports since the beginning of the 2010 football season. See chart below

Top Football & Men's Basketball Records Since Fall, 2010 (as of 12/14)

1. Ohio State	90-20	81.8
2. San Diego State	93-24	79.5
3. Syracuse	89-28	76.1
4. North Carolina	91-31	74.6
5. Brigham Young	88-31	73.9
Florida	88-31	73.9
7. Notre Dame	85-30	73.9
8. Alabama	86-31	73.5
9. Oregon	88-33	72.7
Wisconsin	88-33	72.7

- The Aztecs have posted a 26-12 record since the beginning of the 2010 season after needing 80 games to claim 26 victories prior to 2010 (SDSU went 26-54 during that stretch from the fourth game of the 2003 season through the end of 2009 campaign). The 26-12 record since the beginning of the 2010 season is tied for the 21st-best mark in the country and is the second-best in the state of California during that time.

State of California Universities Football Record Since Fall, 2010 (as of 12/14)

1. Stanford	34-5	87.2
2. San Diego State	26-12	68.4
3. USC	25-12	67.6
4. Fresno State	21-16	56.8
5. UCLA	19-20	48.7
6. San Jose State	16-21	43.2
7. California	15-22	40.5

- Through 25 games, Rocky Long has an 17-8 record as SDSU's head coach. That is the best 25-game start to a coaching career at San Diego State since Claude Gilbert opened his tenure with a 20-3-2 record in the 1973 and 1975 seasons.
- For the first time in the program's 90-year history, San Diego State is playing in a bowl game for the third consecutive season (2010 Poinsettia Bowl, 2011 New Orleans Bowl and 2012 Poinsettia Bowl). Prior to this stretch, the Aztecs had only played in consecutive bowl games once, when SDSU played in the Camellia Bowl in 1966 and 1967.
- The Aztecs played seven home games in 2012, which ties for the program's highest number since

SAN DIEGO STATE UNDER ROCKY LONG

Category	2012	Long Era
Overall Record	9-3	17-8
Scoring - first to score	6-1	10-3
Leading - after 1 qtr.	6-1	11-1
Leading - at halftime	6-0	9-0
Leading - after 3 qtr.	8-1	15-1

OFFENSE

Scoring - 30 or more pts.	6-2	12-4
Scoring - 24 or more pts.	8-2	14-5
Total Offense - 500+ yds	3-0	4-1
Total Offense - 400+ yds	5-1	10-4
Passing - 300+ yds	0-0	0-2
Rushing - 200+ yds	5-1	11-2
First Downs - 20+	7-1	14-5
3rd Down Conv. - 50 pct.+	6-0	8-1
Turnovers - 2 or fewer	7-1	15-3
Field Position - 30 or better	6-0	13-1
Field Position - 25 or better	9-0	17-4
Play Call - 50 pct.+ rushing	9-3	16-4

DEFENSE

Allowing 24 pts. or less	6-1	12-1
Allowing 17 points or less	5-0	8-0
Total Offense - <=300 yds.	3-0	7-0
Passing - <= 150 yds	3-0	8-1
Rushing - <= 100 yds	2-1	5-2
First Downs - <= 15	2-0	7-0
3rd Down Conv. - <= 33 pct.	5-0	9-0
Turnovers - forced 3 or more	4-1	7-3
Field Position - <=25	4-0	10-3
Field Position - <=20	0-0	0-0
Defense Scores Points	2-1	2-1

COMPARISON

SDSU more Rushing Yards	6-3	12-4
SDSU more Return Yards	5-2	8-5
SDSU fewer Turnovers	5-0	12-2
SDSU more Time of Poss.	5-1	10-2
SDSU more 1st D. and ToP	3-1	8-2
SDSU better Avg. Field Pos.	8-0	16-3
SDSU adv. in TO and AFP	5-0	12-2
SDSU Special Teams Score	2-0	4-0

INDIVIDUAL

Rusher - 100+ Yards	6-1	13-4
Passer - 300+ Yards	0-0	0-2
Receiver - 100+ Yards	3-0	5-2
100+ Rusher, 300+ Passer	1-0	1-1

SAN DIEGO STATE COACHING STAFF

On The Field:

Rocky Long, head coach/defensive coordinator
 Jeff Horton, assistant head coach/running backs
 Danny Gonzalez, safeties
 LeCharls McDaniel, wide receivers
 Kevin McGarry, special teams
 Mike Schmidt, offensive line
 Brian Sipe, quarterbacks
 Adam Hall, strength & conditioning

In The Press Box:

Andy Ludwig, offensive coordinator
 Osia Lewis, defensive line
 Tony White, cornerbacks/recruiting coordinator

SAN DIEGO STATE IN THE RANKINGS

Category	Pct./No.	NCAA	MW
Rushing Offense	229.17	16	4
Passing Offense	178.58	102	8
Total Offense	407.75	57	4
Scoring Offense	35.08	28	3
Rushing Defense	140.25	35	1
Pass Defense	234.83	59	7
Total Defense	375.08	43	4
Scoring Defense	24.50	44	3
Net Punting	36.93	57	4
Punt Returns	7.60	T-72	T-7
Kickoff Returns	24.40	19	3
Turnover Margin	+0.25	T-48	5
Fumbles Recovered	12	T-32	6
Passes Intercepted	11	T-53	T-3
Fumbles Lost	12	T-83	8
Interceptions Thrown	8	T-35	T-5
Turnovers Gained	23	T-40	4
Turnovers Lost	20	T-57	6
Passing Efficiency	144.03	36	5
Passing Efficiency Defense	135.74	74	6
Fewest Penalties	5.67	T-52	6
Fewest Yards Penalized	49.42	57	5
Punt Return Yardage Def.	7.08	45	4
Kickoff Return Yardage Def.	24.44	108	9
Sacks	2.50	T-29	3
Tackles for Loss	7.00	T-23	2
Sacks Allowed	2.67	98	9
Tackles for Loss Allowed	5.50	T-57	T-4
3rd Down Conversion Pct.	49.40	10	3
4th Down Conversion Pct.	66.67	T-18	1
3rd Down Defense	40.99	68	3
4th Down Defense	50.00	T-56	2
Time of Possession	30:56	36	2
First Downs	22.08	T-45	4
Opponent First Downs	21.42	T-70	5
Field Goal Percentage	66.67	N/A	7
Red Zone Offense	89.58	T-11	1
Red Zone Defense	80.00	T-47	4
PAT Kicking	98.08	N/A	4

Red = ranked No. 1 in MW or top-20 nationally

INDIVIDUAL NATIONAL RANKINGS (Official stats only)

Rushing	
16. Adam Muema	112.92
92. Walter Kazez	68.50
Interceptions	
T-70. Leon McFadden	0.25
Kickoff Returns	
20. Colin Lockett	26.71
Field Goals	
T-93. Chance Marden	0.73
Scoring	
T-34. Adam Muema	8.50
T-97. Chance Marden	6.82
All-Purpose Runners	
41. Adam Muema	122.33
Sacks	
T-50. Jake Fely	0.58
T-64. Derek Largent	0.54
Tackles For Loss	
T-88. Jake Fely	0.96

1976. SDSU concluded a three-game homestand in September, its longest in a decade, against San Jose State.
- Despite serving as an assistant coach at San Diego State for two seasons (2009-10), **Rocky Long** is the winningest coach in Mountain West history. Long has 79 wins while a member of the league, surpassing TCU's Gary Patterson (77 wins) as the winningest coach in league history.
 - The Aztecs have played 68 student-athletes through 12 games, with 37 of those seeing action in all 12 contests. Only 11 seniors saw action in the opening contest at Washington and two of those (quarterback Ryan Katz and wide receiver Brice Butler) were playing in their first game with SDSU. San Diego State only started more than seven seniors twice this year (vs. Colorado State and at Nevada) and as few as five seniors (vs. Army and at Wyoming).
 - The Aztecs have six seniors listed as starters on the current depth chart, four on offense (RG **Nik Embernate**, C **Alec Johnson**, WR **Brice Butler**, WR **Dominique Sandifer**) and two on defense (CB **Leon McFadden** and CB **Josh Wade**).
 - To date, SDSU has had 25 players make their first appearance in a San Diego State game, 15 players on the offensive or defensive side of the ball make their first start with the Aztecs and 13 make their first Division I start. The 15 first time starters is tied for the 21st-highest total in the country.

OFFENSIVE QUICK HITS

- San Diego State returns seven starters on offense from last season's 2011 team that scored 387 points, the second-highest total for an Aztec squad in the last 15 seasons.
- Through 12 games this season, San Diego State is averaging more points (35.1 in 2012, 29.8 in 2011) and nearly the same total offense (407.8 in 2012 and 427.4 in 2011) as last season.
- SDSU's 35.1 scoring average is the highest scoring average for an Aztec squad in a season since 1996 when Ted Tollner's squad averaged 38.9 points.
- The Aztecs have scored 421 points this season, which ranks as the sixth most on program history. The only teams above this year's squad are 1969 (464), 1990 (459), 2010 (455), 1996 (428) and 1964 (423).
- SDSU has four offensive players who appeared on preseason watch lists for the top player at their position in the country - junior tight end **Gavin Escobar** (John Mackey Award Watch List (TE), Rotary Lombardi Award Watch List (lineman)), senior center **Alec Johnson** (Rimington Trophy Watch List (center)), senior running back **Walter Kazez** (Doak Walker Award Watch List (RB)) and sophomore wide receiver **Colin Lockett** (Biletnikoff Award Watch List (WR)). In October, **Escobar** was named to the Midseason John Mackey Award Watch List (TE) and later was named a Mackey Award semifinalist.
- San Diego State has scored 409 points in the last 11 games combined for an average of 37.2 points per game.
- SDSU's 52 points against Hawai'i earlier this season represented its highest output since posting 52 against Portland State (Sept. 22, 2007) and the most points against a FBS opponent since scoring 52 points against San Jose State on Sept. 24, 2005.
- The Aztecs produced a pair of 100-yard rushers against North Dakota and UNLV as sophomore **Adam Muema** and senior **Walter Kazez** each reached the century mark. It is the 15th and 16th time in school history that two players rushed for 100 or more yards in the same game and the first time since Oct. 17, 1998. SDSU is 15-1 in those occurrences.
- San Diego State has 27 drives this season of 70 or more yards.
- Although San Diego State entered the year looking to replace third-round NFL Draft selection Ronnie Hillman, the Aztecs have proven they have quality depth at the position. Sophomore **Adam Muema** earned second-team all-conference honors, with 1,355 yards, 16 touchdowns and a 6.4 yards-per-rush. Also in the backfield is senior **Walter Kazez**. A career 1,000-yard rusher, Kazez's season was cut short in 2011 when he suffered a knee injury at Colorado State. In 12 games this season, Kazez has 822 rushing yards and eight rushing touchdowns, and is averaging 5.1 yards per carry. Kazez suffered a season-ending knee injury in the first half of the game at Wyoming and will not play in the Poinsettia Bowl.
- The Aztecs have had just five student-athletes start at quarterback since Nov. 18, 2006. During that 77-game stretch, Kevin O'Connell (15 games during the 2006-07 seasons), Drew Westling (1 game; vs. Air Force on Oct. 11, 2008) and Ryan Lindley (49 games during the 2008-09-10-11 seasons) have all taken snaps. In the season opener, senior Oregon State transfer **Katz** became the fourth SDSU player to start over the 66-game stretch (now 77 games). Against UNLV, **Adam Dingwell** joined that group and snapped an 11-game losing streak by Aztec quarterbacks in their inaugural start.
- Last season due to graduation and injury, the SDSU's combined receiving corps entered the campaign with four career catches for 39 yards. That has changed significantly in 12 months as San Diego State entered the 2012 campaign with a Biletnikoff Award candidate and preseason all-Mountain West selection in junior **Colin Lockett** (20 catches, 293 yards, three touchdowns this year) and highly decorated USC transfer senior **Brice Butler** (23 catches, 343 yards and four touchdowns this season). Making his long-awaited collegiate debut in the opener was **Ezell Ruffin**, who already has 16 catches for 292 yards this season. And don't forget the tight end, **Gavin Escobar**, who has a team-high 41 catches for a team-best 519 yards and six touchdowns this year.
- The offensive line is anchored by two returning starters - senior center **Alec Johnson** and senior right guard **Nik Embernate**. Joining the two seniors on the offensive line is converted tight end, now left guard

junior **Bryce Quigley**, junior left guard **Japheth Gordon**, who missed six games with a foot injury, but returned Nov. 24 at Wyoming, and sophomore right tackle **Zach Dilley**. The only new member of the coaching staff, former SDSU offensive lineman **Mike Schmidt**, leads the unit.

- San Diego State has gone 76 games without suffering a shutout (Nov. 18, 2006 at TCU). That is the only time the Aztecs have been shutout in their last 171 games.

DEFENSIVE QUICK HITS

- SDSU returns six starters off a squad that has continually gotten better under the direction of second-year head coach Rocky Long, who is in his fourth season as the defensive coordinator. Statistically one of the nation's worst units less than five years ago, Long has transitioned the San Diego State defense into one of the most feared units on the West Coast. Below is a look at the progress made under Long's direction.

Rock Long's Title	Pre-Long	Pre-Long	DC	DC	HC&DC	HC&DC
SDSU Defense #'s	2007	2008	2009	2010	2011	2012
Pts/Game	34.42 (115)	37.17 (113)	30.50 (98)	22.08 (36)	25.00 (57)	24.50 (44)
Yds/Game	498.17 (115)	460.75 (113)	382.00 (74)	353.77 (43)	391.23 (68)	375.08 (43)
Rush. Yds/Gm	241.50 (118)	247.50 (118)	165.50 (85)	148.77 (57)	169.54 (78)	140.25 (35)
Passing Eff.	143.23 (104)	151.51 (112)	129.21 (65)	113.45 (20)	130.58 (66)	135.74 (74)
TO's Forced	22 (74)	19 (85)	15 (111)	16 (102)	28 (25)	23 (40)

NCAA Rank in parenthesis

- San Diego State has six non-offensive touchdowns this season (four on defense, two kickoff return for touchdowns). That is tied for the ninth-highest total in the nation (Fresno State, Southern Methodist and Utah lead the nation with nine touchdowns each).
- SDSU is led on defense by Mountain West preseason defensive player of the year and first-team all-conference selection, senior cornerback **Leon McFadden**. McFadden was on the preseason watch list for the Bronko Nagurski Trophy (best defensive player) and the Jim Thorpe Award (DB). McFadden is a three-time first-team all-Mountain West selection, the school's fourth three-time first-team all-league selection, joining Marshall Faulk, Kabeer Gbaja-Biamila and Kirk Morrison.
- Plenty of other defensive players received preseason attention from at least one publication. Junior Aztec back **Nat Berhe** and sophomore linebacker **Jake Fely** were among the players getting attention. Berhe is the top retuning tackler of the 2011 squad, and has a team-high 87 stops this season. Fely is second on the squad with 86 tackles, and leads the squad with 11.5 tackles for loss and seven sacks.
- **McFadden** recorded an interception in three straight games (Sept. 15-29) and has eight career picks.
- SDSU has forced three or more turnovers 10 times in the last 24 contests.
- San Diego State has allowed a total of 1,762 yards rushing in its last 14 games combined (125.9). The Aztec defense has held its opponent to 100 yards or less on the ground in six of the last 17 games.
- In the opener at Washington, the SDSU defense allowed just 14 points (the Huskies had a fumble return for touchdown) and 328 yards of total offense against one of the most potent offensive attacks in the country. In 2011, Washington averaged 33.38 points to rank 25th nationally and 409.85 yards (38th in the nation).
- The Huskies scored 21 points off three drives that accumulated a total of 97 yards of offense.
- The Aztecs held Washington without a point on its final seven possessions of the game. That is something no team did against the Huskies in 2011.
- Against Army, SDSU held the Black Knights scoreless until there was 5:54 left in the third quarter.
- San Diego State held Army well below its 2011 season averages in rushing yards (282 allowed, 346.50 average in 2011) and total yards (332 allowed, 396.92 average in 2011).
- Against North Dakota, Leon McFadden intercepted a pass on UND's first offensive play of the game and took it 28 yards for the touchdown. It was the Aztecs' first defensive touchdown since Nov. 13, 2012, at No. 3 TCU and their first interception return for a score since Luke Laologi returned one 55 yards at UNLV on Nov. 28, 2009.
- At Fresno State, both Eric Pinkins and Leon McFadden intercepted a pass for a touchdown. They had gone 28 games in between without returning an interception for a touchdown. McFadden became just the second player in program history with two interception returns for a touchdown in a season (Tory Nixon in 1984).
- San Diego State allowed just 173 yards of total offense in the victory over Hawai'i and allowed an average of just 2.98 yards per play. That is the lowest per play average allowed by an SDSU squad since Nicholls State (2.71 ypp) on Sept. 4, 2010, the lowest against a FBS opponent since Colorado State (2.97 ypp) on Oct. 16, 2004 and the 33rd lowest average in the Division I era.
- In the 20 drives prior to the North Dakota game, San Diego State's defense allowed a total of seven points. At one point, the Aztecs went 16 drives (last seven of the Washington game and first nine of the Army game) without allowing an offensive point.

SDSU VS. BRIGHAM YOUNG

- The Poinsettia Bowl meeting will mark the 36th meeting between San Diego State and Brigham Young.

SAN DIEGO STATE CAREER VS. BRIGHAM YOUNG

Rushing	Att.	Yds.	Avg.	TD
Walter Kazee	9	28	3.1	0
Ryan Katz	2	9	4.5	0

Passing	A-C-I	Yds.	TD	Eff.
Ryan Katz	6-2-0	46	1	152.73

Receiving	No.	Yds.	Avg.	TD
Dominique Sandifer	3	25	8.3	0
Walter Kazee	2	33	16.5	0
D.J. Shields	2	5	2.5	0
Bryce Quigley	1	19	19.0	0
Dylan Denso	1	12	12.0	0
Gavin Escobar	1	1	1.0	1

Kickoff Returns	No.	Yds.	Avg.	TD
N/A				

Punt Returns	No.	Yds.	Avg.	TD
N/A				

Defense	S-A-T	Other
Nat Berhe	6-3-9	
Marcus Andrews	4-2-6	
Leon McFadden	3-1-4	1 INT
Josh Wade	2-2-4	
Nick Tenhaeff	2-1-3	1.0 TFL
Rene Siluano	1-2-3	
Dylan Denso	1-0-1	
Colin Lockett	1-0-1	

Punting	No.	Yds.	Avg.	Long
N/A				

Kicking	FG-FGA	Long	PAT-PATA
N/A			

SAN DIEGO STATE 2012 ACCOLADES**NATIONAL PRESEASON RANKINGS**

No. 81 - *Lindy's*
 No. 86 - *Phil Steele's College Football Preview*
 No. 95 - *Athlon Sports*

CONFERENCE PRESEASON RANKINGS

No. 2 - *USA Today Football Preview*
 No. 3 - *Sporting News College Football*
 No. 4 - MW Preseason Poll (MW media)
 No. 4 - *Lindy's Sports*
 No. 4 - *Blue Ribbon College Football Yearbook*
 No. 5 - *Phil Steele's College Football Preview*
 No. 7 - *Athlon Sports*

FINAL CONFERENCE RANKING

No. 1 (tied) - Mountain West regular season

GAMES TO WATCH

SDSU at Washington (Sept. 1) - *Lindy's Sports*
 SDSU at Fresno State (Sept. 29) - *Lindy's Sports*
 SDSU at Boise State (Nov. 3) - *Lindy's Sports*,
USA Today Football Preview
 SDSU at Wyoming (Nov. 24) - *Lindy's Sports*

NAT BERHE

* All-Mountain West second team
 * Midseason all-Mountain West second team -
Phil Steele's
 * Mountain West Defensive Player of the Week
 (Sept. 10)
 * Preseason all-Mountain West second team -
Athlon Sports, Lindy's, Phil Steele's

BRICE BUTLER

* Preseason all-Mountain West second team - *Phil Steele's*
 * Top Newcomer - *USA Today Football Preview*
 * No. 10 on "MW Top-10 NFL Talent" - *Lindy's*

DYLAN DENSO

* Preseason all-Mountain West fourth team - *Phil Steele's*

NIK EMBERNATE

* All-Mountain West first team
 * Team's Offensive Lineman of the Year
 * Preseason all-Mountain West first team - *Lindy's*
 * Preseason all-Mountain West second team - *Phil Steele's*

GAVIN ESCOBAR

* All-Mountain West first team
 * John Mackey Award Semifinalist (Most Outstanding Tight End)
 * Midseason John Mackey Award Watch List (Most Outstanding Tight End)
 * Preseason John Mackey Award Watch List (Most Outstanding Tight End)
 * Rotary Lombardi Award Watch List (Top Lineman)
 * CFPA Tight End Trophy Watch List
 * Midseason all-Mountain West second team - *Phil Steele's*
 * CFPA Tight End of the Week (Honorable Mention) (Sept. 24 & Oct. 22)
 * Preseason all-Mountain West first team - *MW media, Athlon Sports, Lindy's, Phil Steele's*
 * No. 3 in "Top NFL Talent" in the Mountain West - *Lindy's*

The Cougars lead the all-time series, 27-7-1, and have won the last five meetings and nine of the last 10 encounters.

- San Diego State is 5-11-1 all-time against Brigham Young in San Diego and a 4-11-1 record against the Cougars at Qualcomm Stadium. The Aztecs recorded home victories on Nov. 22, 1947 (32-7), Oct. 3, 1970 (31-11), Nov. 29, 1986 (10-3), Nov. 5, 1988 (27-15) and Oct. 1, 2005 (31-10). The Aztecs are 1-7-1 in their last nine games against Brigham Young at Qualcomm Stadium (formerly Jack Murphy Stadium)..
- In the previous 35 games in the series, only four have been decided by less than a touchdown. In 1991 in San Diego, the teams played to a 52-52 tie. In addition to that game, the teams split a pair of one-point games with the visiting team winning one each. In 1993, Brigham Young claimed a 45-44 decision in San Diego, while the Aztecs returned the favor with a 16-15 win in Provo in 2000. Brigham Young won the most recent meeting, 24-21, on Oct. 9, 2010 in Provo.
- San Diego State has not owned a lead in any game during Brigham Young's five-game series winning streak. The Aztecs have not led since defeating the Cougars 31-10 on Oct. 1, 2005.
- The team with more rushing yards has won eight of the last nine games in the series.
- San Diego State has has 73 rushing yards in the last two meetings combined. In the last four contests against Brigham Young, the Aztecs have a total of 261 rushing yards (65.3 rushing yards per game).
- Brigham Young has scored 68 points in the first quarter of the last five games (an average of 13.6 points).
- The average margin of victory in the 35 series meetings is 19.5 points.
- Over the last seven meetings, San Diego State has averaged 380.7 yards of total offense.
- In the series, Brigham Young has averaged 39.6 points over the last five games (198 points/five games) and 39.4 points over the last 10 games (394 points/10 games). Only twice in the last 10 meetings have the Cougars scored fewer than 34 points.
- *Current San Diego State student-athlete career stats against Brigham Young can be found on the chart on the right on page 7.*

SDSU-BRIGHAM YOUNG SERIES

Series: Brigham Young leads, 27-7-1

Home: 5-11-1, **Away:** 2-16

Qualcomm Stadium: 4-11-1

MWC Era: 2-10, **WAC Era:** 3-15-1

Longest SDSU Win Streak: 1 (7 times)

Longest BYU Win Streak: 9 (1976-85)

Date	Location (Opp. NR)	Score
N.22.47	H-Aztec Bowl	W 32-7
S.18.48	A-Cougar Stadium	L 6-14
O.3.70	H-San Diego Stadium (20)	W 31-11
O.2.76	H-San Diego Stadium	L 0-8

Western Athletic Conference Era

N.11.78	A-Cougar Stadium	L 3-21
N.24.79	H-San Diego Stadium (10)	L 14-63
S.13.80	A-Cougar Stadium	L 11-35
O.17.81	H-Jack Murphy Stadium	L 7-27
N.13.82	A-Cougar Stadium	L 8-58
O.22.83	H-Jack Murphy Stadium	L 12-47
N.10.84	A-Cougar Stadium (4)	L 3-34
O.12.85	A-Cougar Stadium (11)	L 0-28
N.29.86	H-Jack Murphy Stadium	W 10-3
N.7.87	A-Cougar Stadium	L 21-38
N.5.88	H-Jack Murphy Stadium (20)	W 27-15
N.25.89	H-Jack Murphy Stadium (21)	L 27-48
S.22.90	A-Cougar Stadium (4)	L 34-62
N.16.91	H-Jack Murphy Stadium	T 52-52
S.10.92	A-Cougar Stadium	W 45-38
N.11.93	H-Jack Murphy Stadium	L 44-45
N.10.94	A-Cougar Stadium (23)	L 28-35
S.16.95	A-Cougar Stadium	L 19-31
O.29.98	A-Cougar Stadium	L 0-13

Mountain West Conference Era

N.6.99	H-Qualcomm Stadium (13)	L 7-30
O.21.00	A-Cougar Stadium	W 16-15
O.25.01	H-Qualcomm Stadium (10)	L 21-59
N.2.02	A-LaVell Edwards Stadium	L 10-34
O.4.03	H-Qualcomm Stadium	L 36-44
N.6.04	A-LaVell Edwards Stadium	L 16-49
O.1.05	H-Qualcomm Stadium	W 31-10
O.7.06	A-LaVell Edwards Stadium	L 17-47
D.1.07	H-Qualcomm Stadium (21)	L 27-48
N.8.08	A-LaVell Edwards Stadium (17)	L 12-41
O.17.09	H-Qualcomm Stadium (18)	L 28-38
O.9.10	A-LaVell Edwards Stadium	L 21-24

SDSU VS. BRIGHAM YOUNG - CONNECTIONS

- While SDSU defensive coordinator Rocky Long was head coach for New Mexico from 1998-2008, Brigham Young head coach Bronco Mendenhall served as defensive coordinator for the Lobos from 1998-2002 and assistant head coach in 2002.
- San Diego State head coach Rocky Long and Brigham Young head coach Bronco Mendenhall served as assistant coaches at Oregon State. In 1989, Mendenhall joined the OSU staff as a graduate assistant on the defensive line. His position coach was former SDSU head coach Brady Hoke, who worked at Oregon State from 1989-94. Long served as defensive coordinator for the Beavers from 1991-95, with Hoke serving as a defensive line coach in 1994 and Mendenhall as the defensive line coach in 1995 after Hoke left to take the same position at Michigan. Although all three coaches overlapped one another at Oregon State, the three did not coach together on the same staff.
- SDSU defensive line coach Osia Lewis coached with Bronco Mendenhall for two seasons at Oregon State when Mendenhall was the defensive line coach (1995) and defensive coordinator (1996), and Lewis was the linebackers and special teams coach (1991-1996).
- When SDSU cornerbacks coach Tony White was a linebacker at UCLA (1997-2000), Brigham Young offensive line coach Mark Weber held the same position at UCLA (1997-2003).
- SDSU junior linebacker Vaness Harris played one season with Brigham Young junior defensive back Adam Hogan at Dorsey High in 2007, as the Dons advanced to the CIF Los Angeles City Section semifinals. In addition, Hogan wore No. 10 at Dorsey during his senior year, and Harris wore No. 10 as a senior the following season.
- Aztecs junior defensive back and leading tackler Nat Berhe and Brigham Young junior defensive back Daniel Sorensen played together for two seasons at Colton High (2006-2007). The Yellowjackets went a combined 17-7 those two seasons.
- SDSU sophomore linebacker Derek Largent played with Brigham Young junior defensive lineman Marques Johnson at El Camino CC last season.

- Brigham Young senior defensive lineman Russell Tialavea was a senior at Oceanside High in 2004, but didn't play with any of the current SDSU players from Oceanside HS.

SDSU VS. BRIGHAM YOUNG - PLAYER CONNECTIONS

San Diego State	Hometown/High School	Brigham Young
Ezell Ruffin, So., WR	Long Beach, Calif./Wilson HS	DeQuan Everett, Sr., DB
Nat Berhe, Jr., DB	Colton, Calif./Colton HS	Daniel Sorensen, Jr., DB
Vaness Harris, Jr., LB	Los Angeles, Calif./Dorsey HS	Adam Hogan, Jr., DB
Derek Largent, So., LB	El Camino CC	Marques Johnson, Jr., DL
Daniel Brunskill, Fr., OL	Valley Center, Calif./Valley Center HS	Drew Reilly, So., TE Stehly Reden, Fr., TE
Riley Gauld, Sr., OL	Santa Ynez, Calif.	Scott Arellano, So., P
Jon Sanchez, Fr., DL	Murrieta, Calif./Vista Murrieta HS	Tyler Beck, Jr., LB Skyler Ridley, Jr., WR
Rene Siluano, Jr., DB	Oceanside, Calif./Oceanside HS	Russell Tialavea, Sr., DL
J.J. Whittaker, So., DB		
King Holder, So., DB		
Jake Fely, So., LB		
Kenny Galea'i, So., DL		
Osmond Nicholas, Jr., WR		
Brice Butler, Sr., WR	USC	Uona Kaveinga, Sr., LB
Ryan Katz, Sr., QB	Oregon State Univ.	Uani' Unga, Jr., LB

LAST MEETING: BRIGHAM YOUNG 24, SAN DIEGO STATE 21

- Oct. 9, 2010 | LaVell Edwards Stadium | Provo, Utah

PROVO, Utah - The San Diego State football team spotted host Brigham Young a 14-point first-quarter lead and was never able to catch up, as the Cougars held on for the 24-21 victory in front of 62,176 fans at LaVell Edwards Stadium in Provo, Utah. The loss was the Aztecs' second of the 2010 campaign by only a three-point margin and denied them the chance to start a season with a 4-1 record for the first time since 1996.

BYU dominated the time of possession battle, holding the ball for 45 minutes, running 37 more plays and owning a 413-273 advantage in total offense, including 271 yards on the ground.

After SDSU was forced to punt on its first possession, the Cougars took 14 plays to get to the visitor's 32-yard line. The Aztec defense stopped them on a third-down play and were looking to get the ball back, but BYU faked a punt and Matt Marshall found Mike Muehlmann for a 16-yard gain and a first down. Five consecutive rushes later, the home team went up 7-0 on a three-yard run by J.J. Di Luigi to finish up a drive that covered 78 yards and spanned 8:34.

San Diego State's next offensive possession was very short lived, as quarterback Ryan Lindley's pass on first down was intercepted and returned to the Aztec 24-yard line. The Cougars promptly turned that into seven more points and a 14-0 lead on a two-yard touchdown rush by Bryan Kariya.

The SDSU offense which gained only eight yards in the first quarter, finally woke up with five minutes left in the second quarter as Lindley found wideout Vincent Brown for a 36-yard touchdown, making the score 14-7.

Both sides had chances to put more points on the board before half. Aztec defensive back Leon McFadden intercepted a pass in the end zone and linebacker Miles Burris forced a fumble to end two Cougar scoring threats, while BYU utilized a key last-second timeout to ice SDSU place-kicker Abel Perez on a 43-yard field goal try as time expired heading into the locker room.

Brigham Young increased its lead to 10 points on a 29-yard field goal in the third quarter, but the Aztecs immediately responded on their next drive by converting a fourth down and goal with a one-yard touchdown reception by tight end Gavin Escobar.

Each school logged a touchdown in the fourth quarter, with BYU notching one first on a 1-yard run by Kariya to move the score out to 24-14 with 13:43 remaining. SDSU answered with a six-play, 59-yard drive culminating in a four-yard TD catch by fullback Brandon Sullivan.

The Aztec offense got the ball back with 3:26 left in the game, but the possession stalled at the 20-yard line with three consecutive incompletions. SDSU then elected to punt, hoping for a defensive stop which it never ended up getting, as the Cougars converted a pair of third downs, including one via penalty, to run out the clock and secure the 24-21 victory.

LAST TIME OUT: SAN DIEGO STATE 42, WYOMING 28

- Nov. 24, 2012 | War Memorial Stadium | Laramie, Wyo.

LARAMIE, Wyo. -- Adam Muema rushed for a career-high 255 yards and four touchdowns to give San Diego State a 42-38 come-from-behind victory at Wyoming. The win gave the Aztecs a share of the Mountain West title, their first league championship since 1998.

Muema scored on runs of 6, 2, 34 and 82 yards. His 255 yards were the ninth most in program history and most since 2001.

As a team, SDSU finished with 564 yards of total offense, including 400 on the ground, which was the second most in its Division I history.

Adam Dingwell added two touchdowns passes after completing 19 of 24 attempts for 164 yards.

SAN DIEGO STATE 2012 ACCOLADES (CONT.)

JAKE FELY

- * All-Mountain West second team
- * Byron H. Chase Memorial Award (Team Def. POY)
- * Two-time Mountain West Defensive Player of the Week (Oct. 15 & Oct. 29)
- * CFPA Defensive Performer of the Week (Oct. 15)
- * CFPA Linebacker Performer of the Week (Oct. 15)
- * Preseason all-Mountain West third team - *Phil Steele's*

SCOTT GRAVES

- * Team's Special Teams Outstanding Player of the Year

ALEC JOHNSON

- * All-Mountain West second team
- * Rimington Trophy Fall Watch List (Best Center)
- * Rimington Trophy Spring Watch List (Best Center)
- * Midseason all-Mountain West third team - *Phil Steele's*
- * Preseason all-Mountain West second team - *Lindy's, Phil Steele's*

RYAN KATZ

- * Senior Bowl Watch List
- * Midseason all-Mountain West third team - *Phil Steele's*
- * Mountain West Co-Offensive Player of the Week (Oct. 8)
- * Preseason all-Mountain West fourth team - *Phil Steele's*
- * Preseason Newcomer of the Year - *Lindy's*
- * No. 2 on "MW Top-10 NFL Talent" - *Lindy's*

WALTER KAZEE

- * Most Inspirational Player
- * Dr. R. Hardy/C.E. Peterson Captain's Award
- * Doak Walker Award Watch List (Top Running Back)

DEREK LARGENT

- * All-Mountain West honorable mention
- * Midseason all-Mountain West second team - *Phil Steele's*
- * CFPA Linebacker Performer of the Week (Honorable Mention) (Oct. 15)

COLIN LOCKETT

- * Biletnikoff Award Watch List (Most Outstanding Wide Receiver)
- * Mountain West Special Teams Player of the Week (Nov. 5)
- * CFPA All-Purpose Trophy Watch List
- * CFPA Kickoff Returner Trophy Watch List
- * CFPA Kickoff Returner of the Week (Sept. 10 & Nov. 5)
- * Preseason all-Mountain West first team - *MW media (wide receiver), Lindy's (all-purpose), Phil Steele's (wide receiver)*
- * Preseason all-Mountain West second team - *Athlon Sports*
- * Preseason all-Mountain West third team - *Phil Steele's (kick returner)*
- * "Most Dangerous Deep Threat" - *Lindy's*

ROCKY LONG

- * Mountain West Coach of the Year

SAN DIEGO STATE 2012 ACCOLADES (CONT.)

CHANCE MARDEN

- * Mountain West Special Teams Player of the Week (Oct. 22)
- * CFPA Placekicker Performer of the Week (Honorable Mention) (Oct. 22)

LEON McFADDEN

- * All-Mountain West first team
- * John Simcox Memorial Award (Team MVP)
- * Dr. R. Hardy/C.E. Peterson Captain's Award
- * Bronko Nagurski Trophy Watch List (Best Defensive Player)
- * Jim Thorpe Award Watch List (Best Defensive Back)
- * CFPA Defensive Back Trophy Watch List
- * Senior Bowl Watch List
- * Midseason All-American fourth team - *Phil Steele's*
- * Midseason all-Mountain West first team - *Phil Steele's*
- * Preseason Mountain West Defensive Player of the Year - *MW media, Lindy's*
- * Preseason all-Mountain West first team - *MW media, Athlon Sports, Lindy's, Phil Steele's, USA Today*
- * "Best Cover Corner" - *Lindy's*
- * No. 6 on "top draft-eligible college cornerback" - *NFL.com*

SEAMUS MCMORROW

- * Team's Outstanding Freshman Award
- * CFPA Punter Performer of the Week (Honorable Mention) (Oct. 22)

SAM MEREDITH

- * All-Mountain West honorable mention
- * Team's Defensive Lineman of the Year

ADAM MUEMA

- * All-Mountain West second team
- * Byron H. Chase Memorial Award (Team Off. POY)
- * Midseason all-Mountain West third team - *Phil Steele's*
- * Mountain West Co-Offensive Player of the Week (Nov. 26)
- * CFPA Running Back of the Week (Nov. 26)
- * CFPA Running Back of the Week (Honorable Mention) (Sept. 24)

BRYCE QUIGLEY

- * All-Mountain West honorable mention

DOMINIQUE SANDIFER

- * Dr. R. Hardy/C.E. Peterson Captain's Award

D.J. SHIELDS

- * President's Award for High Academic Achievement

NICK TENHAEFF

- * Midseason all-Mountain West second team - *Phil Steele's*

It was the seventh straight win for San Diego State, its first single-season seven-game win streak since 1981, and ninth regular season win (first time since 1977).

The Aztecs rallied from a seven-point deficit three times in the game before outscoring the Cowboys, 21-0, over the second half, while limiting them to 112 yards and sacking quarterback Brett Smith four times.

Gavin Escobar had a team season-high six catches and an 11-yard touchdown, while Adam Roberts caught a 6-yard score for SDSU's other points.

* *SDSU's recap and stats are on page 34*

AZTEC OFFENSE

■ **SCORING:** Through 12 games, San Diego State ranks 28th in scoring offense (35.08) and 57th in total offense (407.74)... Despite losing five starters off last season's team that accounted for 144 career starts, including NFL Draft picks Ryan Lindley and Ronnie Hillman, the Aztecs are averaging more points this season than last (see note below)... San Diego State has scored 409 points in its last 11 games... SDSU has 421 points through the first 12 games of the season, the highest output to open a campaign since the 1996 squad had 428 points through 11 games... The Aztecs scored 52 points against Hawai'i, its highest output since posting 52 against Portland State (Sept. 22, 2007)... It was the most points against a FBS opponent since scoring 52 points against San Jose State on Sept. 24, 2005... The Aztecs have scored 30 or more points in 12 of the last 16 games dating back to last season... San Diego State has 400 or more yards of total offense in 12 of its last 20 games dating back to last season... The Aztecs have committed two turnovers or less in 35 of their last 46 games... SDSU did not have a turnover in four of its last 11 games and has played turnover-free football in six of its last 14 contests... The Aztecs have one turnover or less in 13 of the last 20 games... SDSU has 27 drives of 70 or more yards this season... The Aztecs are 14-for-17 this season on converting third-down-and-one.

■ **OFFENSIVE RUSHING:** The Aztecs rank 16th nationally in rushing offense (229.17), 25th in rushing yards per carry (5.1), T-23rd in rushing touchdowns (30)... San Diego State has rushed for 2,371 yards in the last 10 games (237.1 rypg) and has rushed for 152 yards or more in all 12 games this season... San Diego State has 2,750 rushing yards this season, the highest mark in the Division I era... Since the beginning of the 2010 season (last 38 games), the Aztecs have 87 rushing touchdowns (tied with Stanford for the 22nd-highest total during that time frame)... SDSU has at least one rushing touchdown in a school-record consecutive games, dating back to the Oct. 8, 2011 contest against TCU, and has 28 rushing touchdowns in the last 11 games... Earlier this season against North Dakota, and UNLV, for the 15th and 16th time in school history, San Diego State had two players rush for 100 or more yards... Adam Muema and Walter Kazee each reached the century figure marking the first time that had happened since Oct. 17, 1998, when Jonas Lewis and Larry Ned did it... It's the second time in its Division I history that SDSU has had the same duo each break 100-yard rushing in two games in the same season (also 1998 when Lewis and Ned did it)... It was the third time overall that San Diego State has had two games with multiple 100-yard rushers (also 1952 - Phil Prokop and Norm Nygaard vs. Pepperdine and Nygaard and Don Bonatus vs. Cal State Los Angeles)... The Aztecs are 15-1 when multiple backs rush for 100 yards... San Diego State running backs carried 20 times in the contest against Washington and did not have a carry that resulted in negative yardage... SDSU rushed for 400 rushing yards at Wyoming on Nov. 24, its second most in the Division I era, seventh most overall and most since recording 430 on Sept. 14, 1991 vs. Pacific.

■ **OFFENSIVE PASSING:** The Aztecs rank 102nd nationally in passing offense (178.58) and 36th in pass efficiency (144.03)... San Diego State had just one interception in its first six games this season and have just four interceptions in the last seven games combined... Earlier this season, Ryan Katz threw 91 consecutive passes without an interception, a streak that was snapped in the first quarter of the game at Fresno State... That was the first time the Aztecs have gone three consecutive games without an interception in the same season since the 2005 season... Against North Dakota, Ryan Katz produced the seventh-highest single-game passing efficiency rating in school history at 228.58... That marked two consecutive weeks in which SDSU has had a passing efficiency rating above 168... That is the first time that has occurred since the final two games of the 2010 campaign... The Aztecs competed 19 of 24 passes at Wyoming, the highest completion percentage (79.17) since Aug. 31, 2006 and the seventh highest in the Division I era... During the last 27 games, San Diego State has 50 touchdowns through the air with 15 interceptions... The Aztecs have just eight interceptions in the past 14 games combined.

MUEMA MAKING HIS IMPACT FELT

- Sophomore Adam Muema is making his presence felt in his second season on the field. A native of Covina, Calif., Muema burst onto the scene last season when he rushed for 119 yards and two touchdowns against 10th-ranked Boise State.
- Muema ranks 16th nationally in rushing yards per game (112.92) and is third among all FBS sophomores.
- Muema posted consecutive 100-yard rushing games earlier this season with a 13-carry, 124-yard and one-touchdown effort vs. North Dakota. He averaged 9.5 yards per rush in that contest.

- He followed that up with a then career-high 202-yard effort on 25 carries and a touchdown against San Jose State. He averaged 8.1 yards per rush against the Spartans.
- Ran for 105 yards and two touchdowns on 14 carries vs. Colorado State.
- Had another set of back-to-back 100-yard rushing games with 143 on 21 rushes vs. UNLV and 127 and a touchdown on 25 carries at Boise State.
- Rushed for a career-high 255 yards and a career-best four touchdowns at Wyoming. The 255 yards are the fourth most in a game in MW history, ninth most in a game in program history and 11th most in a game in the country this season. The 255 yards are the most by a San Diego State player since Larry Ned had 285 in 2001. His huge day gave him MW Co-Offensive-Player-of-the-Week honors.
- Muema has seven career 100-yard rushing games, including six this season.
- Dating back to last season, Muema has a rushing touchdown in 11 of his last 13 games. He has 19 rushing touchdowns in his last 16 games.
- His 1,355 rushing yards are the eighth most in a season by an Aztec and the third most among SDSU sophomores.
- Of the FBS players with at least 1,000 yards rushing this season (32 players), Muema ranks sixth nationally in yards per carry (6.4).
- In just his 14th career game, Muema surpassed 1,000 career rushing yards.
- Muema was named a second-team all-Mountain West pick for his efforts this season.

NCAA Rushing Yards, Sophomore Class

Pl.	Name, Season	Att.	Yards	Avg.	TD	RYPG
1.	Ka'Deem Carey, Arizona	275	1,757	6.39	20	146.42
2.	Giovani Bernard, North Carolina	184	1,228	6.67	12	122.80
3.	Adam Muema, San Diego State	211	1,355	6.42	16	112.92
4.	Jahwan Edwards, Ball State	218	1,321	6.06	14	110.08
5.	Braxton Miller, Ohio State	227	1,271	5.60	13	105.92

SDSU Most Rushing Yards Sophomore Season

1.	Ronnie Hillman, 2011	1,711
2.	Marshall Faulk, 1992	1,630
3.	Adam Muema, 2012	1,355
4.	Jonas Lewis, 1997	1,021
5.	Norm Nygaard, 1952	1,016

Muema - Most Rushing Yards

1.	Wyoming (11/24/12)	255
2.	San Jose State (9/22/12)	202
3.	UNLV (10/27/12)	143
4.	Boise State (11/3/12)	127
5.	North Dakota (9/15/12)	124
6.	Boise State (11/19/11)	119
7.	Colorado State (10/13/12)	105

* For more on Adam Muema, see his player bio on pages 50-51

KAZEE CLIMBING CHARTS

- San Diego State running back Walter Kazee enjoyed a stellar senior campaign. After suffering a season-ending knee injury in the ninth game last season, Kazee recovered by rushing for 840 yards on 161 carries. He also added eight rushing touchdowns and averaged 5.1 yards per rush. All marks were career bests.
- However, Kazee injured his knee against Wyoming and will miss the Poinsettia Bowl.
- Kazee had three 100-yard rushing games this season (Air Force, UNLV and North Dakota) and four 100-yard efforts in his career.
- He rushed for 106 yards on 23 carries in the victory over Air Force.
- After posting a team-high 86 yards rushing in the opener at Washington, Kazee logged 51 yards on just seven carries against Army. He also rushed for two touchdowns against the Black Knights. He followed that up with his third career 100-yard rushing effort, with 105 yards and two touchdowns in the victory over North Dakota. Against San Jose State, Kazee rushed for 90 yards and one touchdown on 17 carries.
- Kazee had a rushing touchdown in six of his final 11 games and eight rushing scores in the last 11 outings.
- Kazee had 12 rushing touchdowns in his final 14 games. He had those 12 TDs in the last 183 carries.
- Kazee rushed for at least an average of 5.3 yards in six of 12 games this season.
- He had five of his seven highest rushing-total games and has posted three of his five highest per-average rushing games this season (see below).

Kazee - Most Rushing Yards

1.	at UNLV (11/28/09)	112
2.	Air Force (11/10/12)	106
3.	UNLV (10/27/12)	105
	North Dakota (9/15/12)	105
5.	New Mexico St. (10/3/09)	101
6.	Colorado State (10/13/12)	95
7.	San Jose State (9/22/12)	90

Kazee - Highest Yards Per Rush

1.	Nicholls State (9/4/10)	12.3
2.	at Washington (9/1/12)	9.6
3.	Army (9/8/12)	7.3
4.	at Army (9/10/11)	7.0
5.	Colorado State (10/13/12)	6.8

CURRENT ATHLETES IN SDSU RECORD BOOK

RUSHING YARDS / CAREER

Rk.	Player	Seasons	No.	Yds.	TD
11.	Lynell Hamilton	03, 05-07	480	2,052	14
12.	Ken Carson	61-63	316	1,911	26
13.	Walter Kazee	09-12	388	1,852	17
14.	Adam Muema	11-12	253	1,608	19

RUSHING YARDS / SEASON

Rk.	Player	Season	No.	Yds.	TD
5.	Larry Ned	01	311	1,549	15
6.	Ronnie Hillman	10	262	1,532	17
7.	Marshall Faulk	93	300	1,530	21
8.	Adam Muema	12	211	1,355	16

RUSHING YARDS / SEASON / SOPHOMORE

Rk.	Player	Season	No.	Yds.	TD
2.	Marshall Faulk	92	265	1,630	15
3.	Adam Muema	12	211	1,355	16

100-YD RUSHING GAMES / SEASON

Rk.	Player	Season	Games
5.	Marshall Faulk	93	7
	David Turner	77	7
	Jim Allison	94	7
8.	Adam Muema	12	6
	Ronnie Hillman	10	6
	Larry Ned	01	6
	Tony Allen	79	6

RUSHING TOUCHDOWNS / SEASON

Rk.	Player	Season	No.	Yds.	TD
4.	Ronnie Hillman	11	311	1,711	19
5.	Paul Hewitt	87	233	1,001	18
6.	Ronnie Hillman	10	262	1,532	17
7.	Adam Muema	12	211	1,355	16
	Jim Allison	64	174	1,186	16

RUSHING TOUCHDOWNS / CAREER

Rk.	Player	Seasons	No.	Yds.	TD
6.	Chris Hardy	83-86	447	2,341	22
7.	Casey Brown	82-85	N/A	N/A	21
8.	Adam Muema	11-12	253	1,608	19
	Kevin O'Connell	04-07	395	1,312	19
	David Turner	76-77	433	2,234	19
11.	Monty Reedy	74-75	264	1,231	18
12.	Walter Kazee	09-12	388	1,852	17

PASSING EFFICIENCY / SEASON

Rk.	Player	Season	C-A	Yds.	Eff.
5.	Tim Gutierrez	93	208-341	3,033	153.1
6.	Ryan Katz	12	99-163	1,348	151.6

CURRENT ATHLETES IN SDSU RECORD BOOK (CONT.)

RECEPTIONS / CAREER

Rk.	Player	Seasons	No.	Yds.	TD
15.	Darius Durham	79-82	127	1,988	11
16.	Webster Slaughter	84-85	122	1,647	13
17.	Gavin Escobar	10-12	121	1,622	17

RECEIVING TOUCHDOWNS / CAREER

Rk.	Player	Seasons	No.	Yds.	TD
7.	Jeff Webb	05; 08-10	234	2,890	20
	Tim Delaney	68-70	180	2,535	20
9.	DeMarco Sampson	05; 08-10	146	2,242	18
	J.R. Tolver	99-02	262	3,572	18
11.	Gavin Escobar	10-12	121	1,622	17

PASSES BROKEN UP / CAREER

Rk.	Player	Seasons	No.
1.	Leon McFadden	09-12	37
	Eric Lewis	95-98	37

INTERCEPTION YARDAGE / CAREER

Rk.	Player	Seasons	Yds.
5.	Monte Jackson	73-74	224
6.	Leon McFadden	09-12	186

INTERCEPTIONS RETURNED FOR TD / CAREER

Rk.	Player	Seasons	TD
1.	Ricky Parker	93-96	3
2.	Leon McFadden	09-12	2
	Five others tied at		2

INTERCEPTIONS RETURNED FOR TD / SEASON

Rk.	Player	Season	TD
1.	Leon McFadden	12	2
	Tory Nixon	84	2

BLOCKED KICKS / CAREER

Rk.	Player	Seasons	No.
3.	John Wesselman	87-89	3
4.	Leon McFadden	09-12	2
	Robert Griffith	90-92	2
	Alfred Jackson	85-88	2

KICKOFF RETURN FOR TD / CAREER

Rk.	Player	Seasons	TD
1.	Colin Lockett	10-12	3

KICKOFF RETURN YARDAGE / CAREER

Rk.	Player	Seasons	No.	Yds.	TD
1.	Monty Gilbreath	86-89	74	1,505	--
2.	Colin Lockett	10-12	59	1,426	3

San Diego State Career Rushing Yards - complete chart on page 108 of the media guide

Pl.	Name, Years	Att.	Yards	Avg.	TD	Need to Pass
1.	Marshall Faulk, 1991-92-93	766	4,589	6.0	57	
2.	Larry Ned, 1998-99-00-01	765	3,562	4.7	36	
3.	Ronnie Hillman, 2010-11	573	3,243	5.7	36	

11.	Lynell Hamilton, 2003-05-06-07	480	2,052	4.3	14	201
12.	Ken Carson, 1961-62-63	316	1,911	6.0	26	60
13.	Walter Kazez, 2009-10-11-12	388	1,852	4.8	17	
14.	Art Preston, 1949-50-51	317	1,664	5.2	NA	

* For more on Walter Kazez, see his player bio on pages 45-46

ESCOBAR MAKING CASE AS NATION'S TOP TIGHT END

- Tight end Gavin Escobar has opened his junior year with impressive numbers, justifying his preseason selection on the John Mackey Award (top tight end) and Rotary Lombardi (top lineman) Watch Lists, his midseason pick to the Mackey Award list and finally his selection as one of eight semifinalists for the Mackey Award.
- Escobar currently is tied for fifth in touchdowns (6), tied for 11th in receptions (41) and 14th in receiving yards (519) among all tight ends in the country.
- Through 12 games, Escobar leads the team in each of those categories.
- He posted his third career 100-yard receiving game against North Dakota, catching five passes for 117 yards and a touchdown.
- His fourth 100-yard receiving effort came last week against UNLV. He caught four passes for 108 yards and a touchdown.
- He has three career games with multiple touchdowns, including one this year (at Nevada on Oct. 20).
- In his last 17 games, Escobar has 67 catches for 983 yards and seven touchdowns.
- He is in 17th-place on San Diego State's all-time reception list with 121 career catches.
- Escobar earned all-Mountain West honors for the third straight season and first-team accolades for the second consecutive year.

San Diego State Career Receptions - complete chart on page 117 of the media guide

Pl.	Name, Years	Rec.	Yards	Avg.	TD	Need to Pass
1.	J.R. Tolver, 1999-00-01-02	262	3,572	13.6	18	

15.	Darius Durham, 1979-80-81-82	127	1,988	15.7	11	7
16.	Webster Slaughter, 1984-85	122	1,648	13.5	13	2
17.	Gavin Escobar, 2010-11-12	121	1,622	13.4	18	

* For more on Gavin Escobar, see his player bio on pages 39-40

AZTEC DEFENSE

- **OVERALL:** San Diego State ranks 44th nationally in scoring defense (24.50) and 43rd in total defense (375.08)... The Aztec defense has played much better of late, refer to page three for details... SDSU ranks in a tie for 40th nationally in turnovers gained (23)... The Aztecs allowed just 173 yards of total offense in the victory against Hawai'i... That was the fewest yards allowed in a game since New Mexico had 162 yards last season... San Diego State allowed just 2.98 yards per offensive play, the lowest average since Nicholls State (2.71 ypp) on Sept. 4, 2010, the lowest against a FBS opponent since Colorado State (2.97 ypp) on Oct. 16, 2004, and the 33rd-lowest average in the Division I era... Prior to the game against North Dakota, the Aztecs had allowed seven points in the last 20 opponent drives... SDSU went 16 drives (the last seven of the Washington game and the first nine of the Army game) without allowing a point... The San Diego State defense got stronger as the game progressed at Washington... After allowing two touchdowns on the first two Husky possessions, the Aztecs did not allow a point on the final seven UW drives... In no game last season did UW go seven consecutive possessions without a point... Of Washington's 328 yards of total offense, 97 came on its first two possessions... The Huskies' 21 points (including a fumble return for a touchdown) came on a total of 97 yards of offense... San Jose State's first 17 points came on 24 yards of total offense... San Diego State has returned three interceptions for touchdowns this season, that ranks in a tie for sixth nationally behind SMU (6), Fresno State (6), Oregon (4), Stanford (4) and Toledo (4).

- **RUSH DEFENSE:** San Diego State is 35th nationally in rushing yards allowed per game (140.25), 29th in average yards allowed per rush (3.6) and tied for 35th in fewest rushing touchdowns allowed (15)... Only four opponents this season (Army, UNLV, Boise State and Air Force) have averaged more than 3.67 yards per rush... Two opponents (North Dakota and Colorado State) have been held below 2.05 yards per carry... San Diego State has 84 tackles for loss this season from 21 different players... At 7.00 tackles for loss per game, the Aztecs rank in a tie for 23rd nationally in the category... Three of SDSU's last nine opponents have failed to rush for 100 yards and the Aztecs have held an opponent

to under 100 yards rushing in five of the last 15 games.

- **PASS DEFENSE:** San Diego State is 59th nationally in pass defense (234.83) and 74th in pass efficiency defense (135.74)... The Aztecs intercepted two of Army's nine pass attempts and picked off a pass against North Dakota, San Jose State and a pair passes at Fresno State... With 11 interceptions this season, the Aztecs rank in a tie for 53rd nationally in the category... The Black Knights' passing efficiency of 35.56 was the lowest for a San Diego State opponent since Nov. 29, 1986 against Brigham Young... The Aztecs had three sacks and three PBU in the season-opening game against Washington... Leon McFadden has an interception in three of his last eight games and returned an interception for a touchdown against North Dakota, the program's first defensive touchdown since Nov. 13, 2010, at No. 3 TCU, and the first interception return for a score since Nov. 28, 2009 at UNLV... McFadden has returned two picks for scores this season... He is one of just 11 players in the country to have accomplished that.

McFADDEN CONTINUES SUCCESS AT CORNERBACK

- Senior cornerback Leon McFadden was on the Bronko Nagurski Trophy Watch List (Best Defensive Player) and the Jim Thorpe Award Watch List (Best Defensive Back).
 - McFadden was also named the Mountain West Preseason Defensive Player of the Year, the first Aztec to earn that honor (offense, defense or special teams).
 - He later became the fifth player in school history to earn first-team all-conference honors in three consecutive years.
 - Has played in every single game at SDSU since arriving in 2009 as a true freshmen.
 - Ranks in a tie for first in school history with 37 pass breakups and sixth with 186 interception yards.
 - Is just the second Aztec with two interceptions returned for a touchdown in a season (Tory Nixon in 1986).
 - His two career interceptions for a touchdown trail only Ricky Parker's three from 1993-96.
 - Is tied for fourth in the Mountain West and tied for 38th in the nation with 1.08 passes defended per game (13 total).
 - Had a career-high eight tackles in the opener at Washington.
 - Returned an interception 28 yards for a touchdown against North Dakota on its first pass attempt.
 - Had an interception, tied a career high with three PBUs, and a tackle against San Jose State.
 - Returned an interception 96 yards for a touchdown at Fresno State. It was tied for the sixth longest in program history and the longest since 1986. It was his third interception in three games and eighth of his career. Also had five tackles and a PBU.
 - Forced his first career fumble vs. Hawai'i.
 - Tied his career high with eight stops vs. Air Force, including one for a loss.
- * *For more on Leon McFadden, see his player bio on pages 48-49*

LONG HAS BEST DEBUT SEASON IN PROGRAM HISTORY

- Rocky Long, the school's 18th head coach, became the first San Diego State coach to lead the team to a bowl game in his inaugural season.
- Long is 17-8 in his first 25 games at San Diego State. He has produced the best 25-game coaching record since Claude Gilbert opened his tenure with a 20-3-2 record. Long's win total through 25 games is four higher than his predecessor, Brady Hoke (13-12).
- Rocky Long posted an 8-5 record in his first season as head coach of the Aztecs. That is the highest victory total in a SDSU head coaching debut season since Denny Stolz finished 8-4 in his first year in 1986.
- With eight first-year wins, Rocky Long had one more coaching victory in his inaugural season than the previous two San Diego State coaches combined (Brady Hoke went 4-8 in 2009 and Chuck Long was 3-9 in 2006).
- Last season marked the third time in Rocky Long's head coaching career that his team won at least eight games (also 2007 and 2003) (now four in 2012). His squads have won six or more games in nine of his last 10 seasons as a head coach, including the nine victories so far this year.
- Last year, Long helped guide the Aztecs to their first 3-0 start in 30 years, ended the program's 19-game losing streak to Pac-10/12 foes, snapped SDSU's 23-game losing streak to automatic-qualifying BCS teams and gave the program its first win in the Eastern Time Zone since 1972, all in the opening month of the season.
- San Diego State finished the 2011 season above .500 for only the second time in the last 13 seasons.
- The Aztecs won eight games in a campaign for just the second time in the last 15 seasons.
- Long has 79 victories while coaching teams in the Mountain West, which is one more than TCU's Gary Patterson for the most ever in the conference.

AZTECS IN THE NFL (AS OF DEC. 10 2012 - 16)

CURRENT NFL TEAM SDSU LETTERS

ARIZONA CARDINALS (4-9)

- * Ryan Lindley, QB 2008-09-10-11
Has played in four games, going 58-for-120 for 507 yards.
- * Larry Parker, CB 2009-10-11
Is on the practice squad.

CAROLINA PANTHERS (4-9)

- * Antwan Applewhite, LB 2004-05-06
Has played in five games for the Panthers, registering six tackles, including one sack, before an injury sidelined him for the season.

CHICAGO BEARS (8-5)

- * Lance Louis, OG 2004-05-07-08
Started the first 11 games for the Bears at right guard before a knee injury sidelined him for the rest of the year.

DENVER BRONCOS (10-3)

- * Aaron Brewer, LS 2008-09-10-11
Was the team's starting long-snapper in all 13 games this season.
- * Ronnie Hillman, RB 2010-11
Has played in 11 games for Denver, registering 250 rushing yards and a touchdown on 61 carries, and 10 catches for 62 yards.

DETROIT LIONS (4-9)

- * Kassim Osgood, WR 2002
Has played all 13 games for the Lions with five tackles on special teams.

JACKSONVILLE JAGUARS (2-11)

- * Russell Allen, LB 2005-06-07-08
Is second on Jacksonville with 108 tackles, including 85 solo stops. Also has five PBUs.

KANSAS CITY CHIEFS (2-11)

- * Jerome Long, DE 2008-09-10-11
Is on the practice squad with the Chiefs.

NEW ENGLAND PATRIOTS (9-3)

- * Tommie Draheim, OL 2009-11
Is on the practice squad with the Patriots.

NEW ORLEANS SAINTS (5-8)

- * Will Robinson, OL 2004-05-06-07
Recently signed with the Saints.

NEW YORK JETS (6-7)

- * Chaz Schilens, WR 2004-05-06-07
Has played in all 13 games and has 26 receptions for 258 yards and two touchdowns.

OAKLAND RAIDERS (3-10)

- * Miles Burris, LB 2008-09-10-11
Has 79 tackles, 1.0 sacks and a PBU in 13 games for the Raiders.

SAN DIEGO CHARGERS (5-8)

- * Vincent Brown, WR 2007-08-09-10
Broke his ankle after a touchdown catch in a pre-season game. Is expected back later this year.
- * Brandyn Dombrowski, OT 2004-05-06-07
Placed on the reserve/non-football injury list on Aug. 27 (foot).

SEATTLE SEAHAWKS (8-5)

- * Heath Farwell, LB 2002-03-04
Has 16 tackles in 13 games with the Seahawks.

Coach	First Season	25 Games	26 Games	Wins Through First Two Seasons
Rocky Long	2011	17-8	???	17
Brady Hoke	2009	13-12	N/A	13
Chuck Long	2006	7-18	7-19	7
Tom Craft	2002	10-15	11-15	10
Ted Tollner	1994	13-12	14-12	12
Al Luginbill	1989	14-10-1	14-11-1	12
Denny Stolz	1986	13-12	14-12	13
Doug Scovil	1981	14-11	14-12	13
Claude Gilbert	1973	20-3-2	21-3-2	17
Don Coryell	1961	19-5-1	20-5-1	15

* For more on head coach Rocky Long, see his coaching bio on page 18

SAN DIEGO STATE STARTING LINEUP

OFFENSE STARTERS

Pos.	No.	Player	Note
LT	78	Bryce Quigley - Jr.	Former TE who made the move to offensive line in the spring; Has played in 36 career games with 24 starts
LG	65	Japheth Gordon - Jr.	Started the first five games of the season & again in the finale at Wyoming; Missed some time with a foot injury
C	71	Alec Johnson - Sr.	Is on the Rimington Watch List; Has started 38 straight games, 25 consecutive at center and 41 overall
RG	68	Nik Embernate - Sr.	Team-high 45 career starts, including 44 of the last 45 contests; Turned 22 on Nov. 3 (at Boise State)
RT	64	Zach Dilley - So.	Only member of the starting OL that hadn't played in a game prior to this season; Started all 12 this year
WR	19	Brice Butler - Sr.	Transfer from USC; Has 23 catches for 343 yards & 4 TDs this year & 64 for 897 and 7 TDs for his career
RB	4	Adam Muema - So.	Has 1,355 yards & 16 TDs on 211 carries (6.4 average per carry); Also eight receptions for 113 yards & a TD
QB	6	Adam Dingwell - So.	Came in for injured Ryan Katz at Nevada, going 14-for-23 for 177 yds & 3 TDs in 10-pt come-from-behind win
FB	40	Chad Young - Jr.	Powerful fullback that gives SDSU an extra blocking back; Has 17 catches for 100 yards and three TDs this year
TE	44	Adam Roberts - So.	Played in 10 games as true frosh in 2011; Has started 8 of 12 this year with two catches for 19 yards & 1 TD
WR	18	Dominique Sandifer - Sr.	One of team's three captains; Missed all of 2011 with an injury; 67 career catches, including 18 this year

DEFENSE STARTERS

Pos.	No.	Player	Note
DE	59	Jordan Thomas - Jr.	Most experienced defensive lineman with 38 games and 20 starts; Has 17 tackles, 4.5 TFL, 1.0 sacks & FF
DT	98	Sam Meredith - So.	Started all 12 games this year after playing in 12 as true freshman in '11; Has 31 tackles, 4.5 TFL & 1.0 sacks
DE	47	Cody Galea - So.	First career starts over last eight games; Has played in all 12 contests with 22 tackles, 3.5 TFL and 2.5 sacks
LB	36	Nick Tenhaeff - Jr.	Played in 38 straight games; Recorded 45 tackles this season with 11.0 TFL, 3.0 sacks and a FF
MLB	42	Jake Fely - So.	Started past 25; Has 86 tackles, including 11.5 TFL & 7.0 sacks; MW POW on Oct. 15 & Oct. 29
LB	50	Derek Largent - So.	Transfer from El Camino College; Has 57 tackles, 9.5 TFL, 6.5 sacks, 2 INTs, 2 FR & 3 PBU this year; Started last 5
CB	2	Leon McFadden - Sr.	3-time first-team all-Mountain West; Has 8 career interceptions, including 2 returns for TD this year, & 37 PBUs
WAR	26	Marcus Andrews - Jr.	Played in 37 games over the last 2+ seasons; Started last 6 games; Has 23 tackles, 4 PBU, an INT & a FR
AZ	20	Nat Berhe - Jr.	Honorable mention all-MW last year; Has a team-high 87 stops this year, 3 PBUs, 2.0 TFL, 2 INT and a FR
WAR	27	Eric Pinkins - Jr.	Hard-hitting defensive back; Started 10 games; Has 62 tackles, 7.0 TFL and 2 INTs, including one for a TD
CB	12	Josh Wade - Sr.	Missed all of last season with achilles injury; Has 39 tackles, 2.5 TFL, one FF, one FR and one PBU this year

SPECIAL TEAMS

Pos.	No.	Player	Note
P	17	Seamus McMorrow - Fr.	Has seen time as the team's punter and kickoff specialist; Averaging 41.9 yards per punt with 11 for 50+
PK	43	Chance Marden - Sr.	Made 8 of last 9 FG att., including a 46-yarder at Nevada; Is 51-for-52 in PATs & 8-for-12 on FGs; MW POW on 10/22
KO	17	Seamus McMorrow - Fr.	Has seen time as the team's punter and kickoff specialist; Averaging 62.7 yards per KO with 31-of-65 for a TB
H	6	Adam Dingwell - So.	Also starting quarterback; Has thrown for 795 yards and 8 touchdowns; First Aztec QB to win debut since 1997
LS	60	Jeff Overbaugh - Fr.	Rated third in his class by Rubio Long Snapping; One of three true freshmen to see time this year
KOR	24	Colin Lockett - Jr.	59 career kickoff returns with 3 for touchdowns; Had a 96-yd TD return vs. Army & a 100-yd TD return at BSU
	33	Brandon Wright - Fr.	Has returned 10 kickoffs for 208 yds (20.8 avg.), including a career-long 51-yarder on his first-ever KR at UW
PR	41	Tim Vizzi - Jr.	Transfer from Ventura College; Has 13 of SDSU's 15 punt returns this season for 95 yards (7.3 avg.)
	39	Rene Siluano - Jr.	One of six Aztecs from Oceanside High School; Returned his first-ever punt for two yards vs. UNLV

KEY OFFENSIVE RESERVES (listed by jersey number)

Pos.	No.	Player	Note
WR	3	Ezell Ruffin - So.	Had five catches for 132 yards against Army in his second career game; 16 receptions, 292 yards on season
WR	10	Dylan Denso - Jr.	Originally a walk-on; Played in 35 career games; Had 49 catches in 2011; Has 4 receptions & 63 yards in 2012
QB	12	Jake Bernards - Jr.	Has moved up to No. 2 on the depth chart after Ryan Katz' injury at Nevada; 1-for-1 for 10 yards over career
RB	22	Chase Price - Fr.	Has 24 carries for 106 yards and a touchdown; Moved up to No. 2 in depth chart prior to Poinsettia Bowl
WR	24	Colin Lockett - Jr.	Biletnikoff Watch List; Has 20 catches for 293 yards and three touchdowns; Has great speed
WR	41	Tim Vizzi - Jr.	Transfer from Ventura College; Had a 47-yard touchdown catch against Washington for first-ever reception
OL	66	Riley Gauld - Sr.	Made his seventh career start & sixth straight vs. Air Force; Has played in 10 of the team's 12 games in 2012
TE	85	D.J. Shields - Sr.	Malik Scholar-Athlete (4.0 GPA); Has 19 receptions and two touchdowns in 44 career games
TE	88	Gavin Escobar - Sr.	Mackey and Lombardi Watch Lists; Leads Aztecs in receptions (41), receiving yards (519) and touchdowns (6)

KEY DEFENSIVE RESERVES (listed by jersey number)

Pos.	No.	Player	Note
CB	16	David Lamar - So.	Has moved up the depth chart and is No. 2 at RCB prior to Hawai'i; Has six tackles in 12 games
AZ	30	Darius Guillory - Fr.	Redshirted first year on campus in 2011; Has nine tackles in 12 games this season
CB	35	King Holder - So.	Played in 13 games last year with 2 PBUs & 11 tackles; Has 31 tackles & 4 PBUs in 2012; 1st-ever start vs. Hawai'i
LB	37	Vaness Harris - Jr.	Played in all 13 games last year with two starts; Has 30 stops, 6.0 TFL, 3.0 sacks, 1 FF & 1 PBU this season
WAR	39	Rene Siluano - Jr.	Action in 37 career games; Started first six games this year; Has 31 tackles, 2.0 TFL, a forced fumble & a PBU
MLB	44	Rob Andrews - Sr.	Suffered a broken foot last season; Has 72 career tackles in 34 games, including 19 stops this season
LB	48	Josh Gavert - So.	Played in all 13 games as a redshirt freshman in 2011; Has 23 tackles and first career INT, FF and FR in 2012
DE	90	Everett Beed - So.	Jumped to No. 2 on the depth chart vs. Hawai'i; Had a 52-yd fumble return for a TD vs. AFA; 4.5 TFL in '12
DT	94	Robert Craighead - Fr.	Redshirted first year on campus in 2011; Has played in eight games with three tackles (two solos) this year
DE	99	Jon Sanchez - Fr.	Was a redshirt last year; Has 19 tackles in all 12 games this season, including career-high four vs. Hawai'i

GAVIN ESCOBAR EARNS ALL-AMERICA HONORS

■ San Diego State junior tight end Gavin Escobar was an honorable mention selection to the Pro Football Weekly 2012 All-America team released earlier this week.

PFW's All-America team annually honors college football's most talented players, which is based on extensive evaluation and considerable feedback from NFL evaluators. It takes into consideration how players grade out both in their assignments and by the quality of critical playing traits. Production is considered, but not weighed as heavily as how much of an impact a player makes on their team. Extra attention is paid to traits such as toughness, intelligence and competitiveness, which are traits the publication believes correlate heavily to future NFL success.

Escobar led the Aztecs in receptions (41), receiving yards (519) and touchdown catches (6) this season, and has 10 receptions of 20 yards or more. The junior is a three-time all-Mountain West selection, including first-team honors each of the past two seasons. Over his career, Escobar has 121 receptions (17th in program history), 1,622 receiving yards and 17 touchdowns.

* *For more on Gavin Escobar, see his player bio on pages 39-40*

ROCKY LONG NAMED MOUNTAIN WEST COACH OF THE YEAR

■ San Diego State's Rocky Long has been named the Mountain West Coach of the Year, the league announced on Dec. 4. The Aztecs also landed 10 on the all-conference team, including senior offensive guard Nik Embernate (Yucaipa, Calif./Yucaipa HS), junior tight end Gavin Escobar (Rancho Santa Margarita, Calif./Santa Margarita Catholic HS) and senior cornerback Leon McFadden (Inglewood, Calif./St. John Bosco HS) on the first team.

Junior safety (Aztec) Nat Berhe (Colton, Calif.), sophomore linebacker Jake Fely (Oceanside, Calif.), senior center Alec Johnson (Denver, Colo.) and sophomore running back Adam Muema (Covina, Calif.) each garnered second-team accolades, while sophomore linebacker Derek Largent (Hermosa Beach, Calif.), junior offensive tackle Bryce Quigley (Apple Valley, Calif.) and sophomore defensive tackle Sam Meredith (La Mesa, Calif.) were honorable mention selections.

Out of the 10 all-league picks, only three - Embernate, McFadden and Johnson - are seniors. McFadden is the only three-time first-team honoree in the league and joins Escobar as the only repeat first-team picks from last year.

Long, the Mountain West's all-time leader in coaching victories, picked up his second career coach-of-the-year award (also 2002 while at New Mexico) after leading SDSU to a 9-3 overall record and a share of the MW title with a 7-1 mark. It was San Diego State's 19th conference title, first Mountain West championship and first league title since 1998. The Aztecs were picked fifth in the preseason poll.

Long became the fourth coach to win multiple MW Coach-of-the-Year honors, joining Sonny Lubick (1999-2000 at Colorado State), Urban Meyer (2003-04 at Utah) and Gary Patterson (2005 and 2009 at TCU). Additionally, he's the second SDSU coach to garner the award (Brady Hoke in 2010).

Embernate became just the second San Diego State offensive lineman to earn first-team all-league honors since 2004 (Tommie Draheim, 2011). A four-year starter with the most starts on the team (45), Embernate has helped the Aztecs set a school record with 2,750 rushing yards and rank 16th in the country in rushing yards per game (229.17).

Escobar made his second straight all-MW first team after being named to the second team as a freshman in 2010. A semifinalist for the Mackey Award (given out annually to the nation's top tight end), Escobar leads SDSU in receptions (41), receiving yards (519) and receiving touchdowns (6). Among the tight ends in the nation, Escobar is tied for fifth in touchdowns, tied for 11th in receptions and 14th in receiving yards.

McFadden became the fifth San Diego State player in school history to earn first-team all-conference accolades in three consecutive seasons and the first since Kirk Morrison from 2002-04. McFadden, who has played in every game since arriving on campus as a true freshman in 2009 and is tied for the most pass breakups in program history, has set career highs this year in tackles (59), solo stops (45), interceptions (3) and forced fumbles (1), while adding 10 PBUs and two interceptions returned for a touchdown.

Berhe earned second-team honors after garnering honorable-mention accolades as a sophomore last year. Berhe leads all Aztecs with 87 tackles (62 solos), while recording three PBUs, two interceptions, 2.0 tackles for loss and a fumble recovery. The defensive player of the week on Sept. 10 after recording 14 tackles (10 solos) vs. Army, Berhe ranks 10th in the MW in tackles per game (7.2).

Fely was named a second-team performer after recording 86 tackles, and leading the squad in solo stops (64), tackles for loss (11.5), sacks (7) and forced fumbles (2). Fely, who also has two fumble recoveries and a PBU, ranks fourth in the conference in both sacks per game (0.58) and TFL per game (0.96). He twice was named the MW Defensive Player of the Week (Oct. 15 and Oct. 19), becoming the first SDSU player to do that since Joe Martin in 2006.

Johnson was picked for the second team for the second straight year, helping San Diego State set a school record with 2,750 rushing yards with still a game to go. Johnson, who was on the Rimington Trophy Watch List (most outstanding center), has started all four seasons, including all 12 games this year despite breaking his snapping hand vs. North Dakota in the third contest.

Muema was a second-team selection after leading the Mountain West in yards per carry (6.42, min. 800 rushing yards), while finishing the regular season with 1,355 yards (No. 8 in Aztec single-season history) and 16 rushing touchdowns. Among the national leaders, Muema ranks 16th in rushing yards per game (112.92), tied for 34th in scoring per game (8.50) and 41st in all-purpose yards per game (122.33) despite not handling any kickoff or punt returns. In SDSU's win at Wyoming on Nov. 24 to clinch a share of the league title, Muema had 255 yards (No. 4 in MW history, No. 9 in SDSU history) and four touchdowns.

Largent picked up honorable-mention accolades in his first year of Division I football after transferring from El Camino CC. This season he has 57 tackles, 9.5 TFL, 6.5 sacks, three PBUs, three fumble recoveries, two interceptions and a forced fumble. His 0.25 fumble recoveries per game ranks in a tie for 11th nationally and tied for second in the MW.

Meredith also was an honorable-mention pick after starting all 12 games at defensive tackle as a true sophomore, while helping San Diego State lead the league in rushing defense (140.2). He finished the regular season with 31 tackles, 4.5 TFL, one sack, a fumble recovery and a PBU. He led all Aztec defensive linemen in tackles, TFL, PBUs and fumble recoveries.

Quigley is the final SDSU player on the all-conference team (honorable mention) after making the move to offensive tackle from tight end in the offseason. Quigley blocked quarterbacks Ryan Katz and Adam Dingwell's blindside (left tackle) and anchored an offensive line that allowed only five sacks over the final four games. Quigley helped San Diego State set a school record with 2,750 rushing yards and blocked for Muema, the 16th-ranked rusher in the nation.

SDSU FOOTBALL ANNOUNCES 2012 TEAM AWARDS

■ San Diego State senior cornerback Leon McFadden (Inglewood, Calif.) was named the 2012 team MVP and given the John Simcox Memorial Trophy at the team's annual banquet on Dec. 3.

McFadden, a three-year starter, led the team in interceptions (3), pass breakups (10) and is fourth in total tackles (59). The senior was one of 16 Aztecs to receive an award on the day.

A pair of sophomores took home the Byron H. Chase Awards for the team's top offensive and defensive players. Running back Adam Muema (Covina, Calif.) earned Offensive Player-of-the-Year honors, while linebacker Jake Fely (Oceanside, Calif.) was named Defensive Player of the Year.

Muema led SDSU in rushing this season with 1,391 yards and an impressive 6.4 yards-per-carry average with 16 touchdowns. He also caught eight passes for 113 yards and a score.

Fely was second on the team with 86 tackles, including a team-high 11.5 tackles for loss. The sophomore linebacker also led the Aztecs with seven sacks, two fumble recoveries and two forced fumbles.

Senior running back Walter Kazee (San Bernardino, Calif.) was selected as the team's Most Inspirational Player in addition to being named one of three Dr. R. Hardy/C.E. Peterson Captain Award winners, along with McFadden and senior wide receiver Dominique Sandifer (Gardena, Calif.).

Kazee was SDSU's second-leading rusher this season with 840 yards and was second on the team with eight touchdowns. Sandifer, who missed all of the 2011 season with a knee injury, caught 18 passes for 204 yards and a touchdown.

Senior Nik Embernate (Yucaipa, Calif.) was selected Offensive Lineman of the Year, while sophomore Sam Meredith (La Mesa, Calif.) was named Defensive Lineman of the Year. Senior D.J. Shields (Bonita, Calif.) earned the President's Award for High Academic Achievement, Seamus McMorrow (San Diego, Calif.) took the Outstanding Freshman Award and junior Scott Graves (Rancho Santa Margarita, Calif.) was named Special Teams Outstanding Player of the Year.

In addition, offensive Scout Team Players of the Year were freshmen Lloyd Mills (Chandler, Ariz.), Kendrick Mathis (Ventura, Calif.) and Daniel Brunskill (Valley Center, Calif.). Defensive Scout Team Players of the Year were sophomore Kenny Galea'i (Oceanside, Calif.) and junior Kevin Campano (San Diego, Calif.), while freshman Nick Rudolph (Ventura, Calif.) earned Scout Team Player of the Year for special teams.

KATZ ESTABLISHING HIMSELF AS ONE OF THE TOP QBs IN WEST

■ Senior quarterback Ryan Katz suffered a season-ending fracture to his left ankle in the first quarter of the game against Nevada (Oct. 20). Despite having his season cut short, Katz proved to be of the top quarterbacks in his abbreviated season.

■ Katz made the most of his one season on The Mesa. After transferring from Oregon State prior to the 2012 spring semester, Katz was named the starter following the first week of fall camp.

■ A dual-threat quarterback, he has made the most of his opportunities in the first seven games.

■ San Diego State has its highest point total through eight games since the 1996 campaign. Senior quarterback Billy Blanton was in his third season as a starter during that season.

■ Katz posted a career-high three-touchdown performance in which he was 11-of-18 for 241 yards with no interceptions against North Dakota. He recorded a passing efficiency rating of 228.58, which is the seventh-highest mark in school history.

■ At Fresno State, Katz rushed for a career- and team-high 89 yards.

■ Katz was responsible for a career-high five touchdowns in the victory over Hawai'i. Katz rushed for three scores and 57 yards on 10 carries, and added a 15-for-29, 190-yard, two-touchdown performance through the air.

■ Katz passed for two touchdowns and rushed for another in the win against Colorado State. Against the Rams, he was 16-of-22 for 181 yards, two touchdowns and no interceptions.

■ His 13 touchdown passes this season were thrown to seven different receivers. He had a pass completion to 12 different receivers through the first seven games of this season.

■ He had a streak of 91 consecutive pass attempts without an interception earlier this season and went three straight games without throwing a pick.

■ Katz enters this week's game would have ranked 26th in passing efficiency in the nation and third in the Mountain West at 151.61. That is the sixth-highest passer rating in school history.

■ Katz had three 200-yard passing games in his last seven outings.

Katz - Most Passing Yards

1. at Arizona (10/9/10)	393
2. Arizona State (10/2/10)	260
3. North Dakota (9/15/12)	241
4. Oregon (12/4/10)	224
5. Army (9/8/12)	215

Katz - Highest Passing Efficiency Rating

1. North Dakota (9/15/12)	228.58
2. Colorado St. (10/13/12)	171.84
3. Army (9/8/12)	168.38
4. Arizona St. (10/2/10)	163.59
5. at Arizona (10/9/10)	160.98

SDSU Most Rushing Yards By A Quarterback / Season

<u>Pl.</u>	<u>Name, Years</u>	<u>Yards</u>	<u>Need to Pass</u>
1.	Kevin O'Connell, 2007	408	122
2.	Kevin O'Connell, 2005	402	116
3.	Kevin O'Connell, 2004	347	61
4.	Ryan Katz, 2012	287	
5.	Bill Donckers, 1972	233	

* For more on Ryan Katz, see his player bio on pages 44-45

FOOTBALL ANNOUNCES ITS 2013 BIG EAST OPPONENTS

■ The San Diego State football team will play host to Boise State, Cincinnati, SMU and Temple in its first year of the BIG EAST Conference in 2013, the league announced Dec. 11.

Additionally, the Aztecs will play road contests at UConn, Houston, Louisville and Memphis. The dates and game times of SDSU's games will be announced in the near future.

With non-conference games already set for Oregon State and Eastern Illinois at home and Ohio State and New Mexico State on the road, the 2013 schedule could be one of San Diego State's toughest in program history.

Five of the Aztecs' 12 opponents in 2013 made a bowl game this year, including four home foes - Oregon State (Alamo Bowl vs. Texas), Cincinnati (Belk Bowl vs. Duke), Boise State (Las Vegas Bowl vs. Washington) and SMU (Hawai'i Bowl vs. Fresno State). Louisville, SDSU's fifth 2013 opponent to make a bowl game this year, will take on Florida in the Sugar Bowl, while Ohio State went 12-0 in the regular season, but was unable to participate in postseason this year.

Four of San Diego State's opponents captured a league title, including the defending BIG EAST co-champs (Louisville and Cincinnati), a fellow Mountain West co-champ (Boise State) and Eastern Illinois (Ohio Valley champ).

Additionally, three schools finished among the top 21 of the final BCS standings (No. 13 Oregon State, No. 19 Boise State and No. 21 Louisville).

Altogether, the Aztecs' 2013 opponents have combined to go 82-61 (.573) this year and 54-34 (.614) in league play. SDSU's home opponents (Eastern Illinois, Oregon State, Boise State, Cincinnati, SMU and Temple), meanwhile, have been even better, posting a combined 45-26 (.633) mark overall and 31-13 (.705) record in league action.

SDSU FOOTBALL ACCEPTS INVITE TO JOIN THE BIG EAST

■ The BIG EAST Conference announced in December 2011 that San Diego State University has accepted an invitation to join the league in the sport of football beginning with the 2013-14 academic year.

SDSU joins Boise State, Houston, Southern Methodist and Central Florida as the newest members of the league. The aforementioned five will join a football league that also consists of Cincinnati, Connecticut, Louisville, Rutgers and South Florida.

"I am extremely excited about our prospects for joining the BIG EAST in football," San Diego State University President Dr. Elliot Hirshman said. "This new conference affiliation will provide extraordinary opportunities for our student-athletes, our coaches and staff, our alumni and supporters and the entire University."

"This is a very important day in the history of the San Diego State athletic department," SDSU Athletic Director Jim Sterk said. "This affiliation with the BIG EAST Conference allows us to compete at the highest level in college football. This will give the athletic department and University attention on a national stage that we have not had before."

The BIG EAST is one of six conferences with an automatic berth to one of five Bowl Championship Series (BCS) games. The BCS includes the Rose Bowl Game, Tostitos Fiesta Bowl, Allstate Sugar Bowl, Discover Orange Bowl and the Allstate BCS National Championship Game.

In addition to the BCS automatic berth, the BIG EAST has tie-ins to the Champs Sports Bowl (Orlando, Fla.), Belk Bowl (Charlotte, N.C.), New Era Pinstripe Bowl (Bronx, N.Y.), BBVA Compass Bowl (Birmingham, Ala.), AutoZone Liberty Bowl (Memphis, Tenn.) and Beef 'O' Brady's Bowl St. Petersburg (St. Petersburg, Fla.).

The move to the BIG EAST provides San Diego State's football program with national television exposure through ABC, ESPN, BIG EAST Network, SportsNet New York (SNY) and the BIG EAST/IMG Sports National Radio Network.

San Diego State, which led the Mountain West in average home attendance this season (39,865), has a storied football tradition having won 18 conference championships and participated in nine bowl games, including last season's Poinsettia Bowl, which resulted in a 35-14 victory over Navy. A year after posting a 9-4 record, the Aztecs finished the 2011 season with an 8-4 mark and recently accepted an invitation to the R+L Carriers New Orleans Bowl where they will face Louisiana-Lafayette on Dec. 17. The back-to-back bowl appearances mark the first time San Diego State has accomplished that feat in its Division I history.

Individually, SDSU has produced 144 NFL draft picks, including 52 top-100 selections, and 104 All-Americans, including 19 first-teamers. In 2011 alone, San Diego State had the nation's third-leading rusher and had seven all-conference first-team picks, two second-teamers and one honorable mention choice.

MCFADDEN NAMED PHIL STEELE MIDSEASON ALL-AMERICAN

■ San Diego State senior cornerback Leon McFadden was named to Phil Steele's 2012 Midseason All-American team on Oct. 11 as a fourth-team selection. The Inglewood, Calif., native has enjoyed a stellar first 12 games of the season, tallying a career-high 59 tackles along with a team-high three interceptions that he notched in three straight games (Sept. 15-29).

On the season, McFadden leads the Aztecs in interceptions (3) and PBU's (10), and is one of 10 with a forced fumble. He also has 59 tackles, including 45 solo stops.

McFadden has been instrumental to SDSU's defense this year as two of his three interceptions in 2012 have been returned for a touchdown. He is just the second Aztec with two interceptions returned for a touchdown in a season (also Tory Nixon in 1986). McFadden's two career interceptions for a touchdown trail only Ricky Parker's three from 1993-96.

** For more on Leon McFadden, see his player bio on pages 48-49*

GAVIN ESCOBAR NAMED A MACKAY AWARD SEMIFINALIST

■ San Diego State junior Gavin Escobar was named one of eight semifinalists for the 2012 John Mackey Award, given annually to the most outstanding tight end, the Nassau County Sports Commission announced Nov. 12. Escobar is one of just two non-seniors of the eight semifinalists.

In 12 games this season, Escobar leads the Aztecs in receptions (41), receiving yards (519) and receiving touchdowns (6). Escobar, who is averaging 12.7 yards per catch, also leads SDSU with 23 first down grabs and 10 receptions for 20 or more yards.

For his career, Escobar has 121 catches (17th in program history) for 1,622 yards and 17 touchdowns. Among the tight ends in the nation, Escobar is tied for fifth in touchdowns, tied for 11th in receptions and 14th in receiving yards. Among tight ends since 2011, he is tied for second in the country in touchdowns (13), fourth in receiving yards (1,299) and sixth in receptions (92)

Escobar, however, wasn't named a finalist for the award on Nov. 19.

** For more on Gavin Escobar, see his player bio on pages 39-40*



ROCKY LONG

Was one of four NCAA players who visited U.S. servicemen in Vietnam in the summer of 1971, spending two weeks visiting different U.S. bases

Bobby Knight paid Long a home visit and recruited the two-sport athlete to play basketball at Army

Left New Mexico as the all-time leading rusher (2,071 yards) and threw just 23 interceptions in 30 career games

COACHING HIGHLIGHTS

- Is tied for the most all-time victories in the Mountain West with 79, including nine this season.
- Was named the Mountain West Coach of the Year in 2002 and again this season.
- Has 12 years of head coaching experience and has spent 15 seasons as a defensive coordinator.

AT SAN DIEGO STATE:

- Became San Diego State's 18th head football coach on Jan. 12, 2011.
- Was the defensive coordinator at SDSU from 2009-10.
- Last year, led the Aztecs to their first 3-0 start in 30 years, highlighted by a 42-24 victory over Washington State, which snapped a 19-game losing streak vs. Pac-10/12 foes and a 23-game skid against schools from automatic BCS qualifying conferences.
- In his first year in 2009, helped SDSU improve defensive marks in points allowed, first downs, first downs, rushing, total defense, third-down conversion percentage, fourth-down conversion percentage, sacks, interceptions and red-zone conversion percentage, among other categories.

AT NEW MEXICO

- Compiled a school-record 65 victories and led the Lobos to five bowl game appearances in his final seven seasons. His teams were bowl eligible in seven of his last eight campaigns.
- In his final nine seasons in Albuquerque, Long's defensive units ranked among the top 30 in fewest yards allowed six times and among the top 40 against the rush every year. In both 2001 and 2003, New Mexico's defense ranked fifth nationally in fewest rushing yards allowed per game.
- While at New Mexico, he coached 13 players selected in the NFL Draft, 10 players who earned All-America honors and had a MWC-high 34 first-team all-conference selections since 2003.

OTHER COACHING EXPERIENCE

- Prior to accepting the head coaching position at New Mexico, Long served as defensive coordinator for 12 seasons at three different schools. He was the defensive coordinator for two years under Bob Toledo at UCLA in 1996-97, for five seasons at Oregon State from 1991-95, and for five campaigns at Wyoming from 1981-85.
- Also served as an assistant coach at TCU, with the CFL's British Columbia team and started his career at New Mexico has a graduate assistant coach in 1972.

PLAYING EXPERIENCE:

- Originally a defensive back, Long became a three-year starter at quarterback for the Lobos from 1969-71. He earned team most valuable player honors and was the Western Athletic Conference Offensive Player of the Year as a senior.
- Long played professionally in the CFL with British Columbia in 1972-73 and 1975-76. He also competed in the World Football League with the Detroit Wheels in 1974.
- Attended Alta Loma High School in Alta Loma, Calif.

PERSONAL:

- Long and his wife, Debby, have two daughters, Roxanne and Hannah. Both of Long's daughters are head coaches at NCAA schools. Roxanne was hired this July as the head women's basketball coach at Rogers State University (NAIA) in Claremore, Okla., after four years in the same position at Texas Lutheran (NCAA Division III). Hannah, meanwhile, is the head women's basketball coach at Texas Lutheran, an NCAA Division III school in the American Southwest Conference. Hannah is the head volleyball coach at Southwestern University, an NCAA Division III school Georgetown, Texas. She is a four-time conference coach of the year and this past season led the Pirates to the NCAA regional semifinals and a 30-4 overall record.

■ Rocky Long Head Coaching Record

Year	Record	League	Finish	Home	Away	Neutral	Bowl Game
1998	New Mexico 3-9	1-7	7th, WAC	2-4	1-5		
1999	New Mexico 4-7	3-4	T-5th, MW	3-3	1-4		
2000	New Mexico 5-7	3-4	T-5th, MW	3-3	2-4		
2001	New Mexico 6-5	4-3	T-3rd, MW	4-2	2-3		
2002	New Mexico 7-7	5-2	2nd, MW	5-1	2-5	0-1	Las Vegas Bowl, UCLA (L, 13-27)
2003	New Mexico 8-5	5-2	2nd, MW	5-2	3-2	0-1	Las Vegas Bowl, Oregon State (L, 14-55)
2004	New Mexico 7-5	5-2	2nd, MW	3-2	4-2	0-1	Emerald Bowl, Navy (L, 19-34)
2005	New Mexico 6-5	4-4	T-4th, MW	2-3	4-2		
2006	New Mexico 6-7	4-4	5th, MW	3-5	3-2		New Mexico Bowl, San Jose State (L, 12-20)
2007	New Mexico 9-4	5-3	T-3rd, MW	6-1	3-3		New Mexico Bowl, Nevada (W, 23-0)
2008	New Mexico 4-8	2-6	T-6th, MW	3-3	1-5		
UNM TOTALS	65-69	41-41		39-29	26-37	0-3	1-4
Year	Record	League	Finish	Home	Away	Neutral	Bowl Game
2011	SDSU 8-5	4-3	4th, MW	4-3	4-1	0-1	New Orleans Bowl, La.-Lafayette (L, 30-32)
2012	SDSU 9-3	7-1	T-1st, MW	5-1	4-2	0-0	Poinsettia Bowl, Brigham Young (Dec. 20)
SDSU TOTALS	17-8	11-4		9-4	8-3	0-1	0-1
OVERALL TOTALS	82-77	52-45		48-33	34-40	0-4	1-5

LONG SITUATIONAL RECORD

Overall	82-77
at San Diego State	17-8
at New Mexico	65-69
Home	48-33
San Diego, Calif.	9-4
Albuquerque, N.M.	39-29
Road	34-40
at San Diego State	8-3
Neutral	0-4
Scoring 41+ Points	21-1
Scoring 20+ Points	76-29
Allowing 20- Points	44-11
Conference Games	52-45
MW Games	51-38
3-Point or Closer	19-14
7-Point or Closer	34-28

THE LONG FACTOR

Below is a look at the two seasons prior to Rocky Long joining the SDSU staff, the next two seasons in which he served as the Aztecs' defensive coordinator and last season in which he is the head coach (and defensive coordinator):

Category	2007-08	09-10	11-12
Record	6-18	13-12	17-8
MW Record	3-13	7-9	11-4
Opp. PPG	35.8	26.1	24.8
Opp. Total Offense/G	479.5	367.3	383.5

BOWL GAMES AS A COACH

San Diego State

2012 Poinsettia Bowl
2011 New Orleans Bowl
2010 Poinsettia Bowl

New Mexico

2007 New Mexico Bowl
2006 New Mexico Bowl
2004 Emerald Bowl
2003 Las Vegas Bowl
2002 Las Vegas Bowl

UCLA

1998 Cotton Bowl

MOUNTAIN WEST VICTORIES

Rk.	Name, Team	Wins
1.	Rocky Long, UNM-SDSU*	79
2.	Gary Patterson, TCU	77
3.	Sonny Lubick, Colorado State	59
4.	Kyle Whittingham, Utah	57
5.	Bronco Mendenhall, Brigham Young	56
6.	Fisher DeBerry, Air Force	49

Includes all victories while team was in the league since the inception of the MW.

* - indicates current active coach in the MW

AZTEC COACHING STAFF



Rocky Long

FIELD

HC/Def. Coord., 2nd Year (New Mexico '74)

- Named SDSU's head coach on Jan. 12, 2011, after serving two seasons as the defensive coordinator.
- Has 12 years of head coaching experience (New Mexico, 1998-2008) and 13 years service as a defensive coordinator (UCLA, 1996-97; Oregon State, 1991-95; Wyoming, 1981-85; San Diego State, 2009-).
- Owns the most victories of any Mountain West head coach in the league's history. Was named the league's coach of the year in 2002 and in 2012.



Andy Ludwig

BOX

Off. Coord./TE's, 2nd Year (Portland St. '88)

- Andy Ludwig has 17 years of service as an offensive coordinator at the NCAA level and has 25 years of coaching experience overall.
- Notable quarterback pupils include Heisman Trophy Finalist David Carr (Fresno State), Kellen Clemens (Oregon), Brian Johnson (Utah) and Billy Volek (Fresno State).
- While at Fresno State in 2001, Ludwig was a finalist for the Frank Boyles Assistant Coach of the Year award.



Jeff Horton

FIELD

Asst. HC/RBs, 2nd Year (Nevada '81)

- Spent the final five games of 2011 as the interim head coach at Minnesota, leading the Gophers to a 2-3 record (team was 1-6 before his promotion) with victories over bowl-bound Illinois and Iowa.
- Also had head coaching stints at UNLV (1994-98) and Nevada (1993).
- Started his collegiate coaching career in 1984 as a graduate assistant at Minnesota under legendary head coach Lou Holtz.



Danny Gonzales

FIELD

Safeties, 2nd Year (New Mexico '98)

- Previously worked with SDSU head coach Rocky Long at New Mexico as a defensive graduate assistant (1999-02), a video coordinator (2003-05) and a special teams/safeties coach (2005-08).
- Coached Lobo place-kicker John Sullivan to consensus All-America honors in 2007.
- Earned three letterwinners as a punter and safety at UNM, where he won the Chuck Cummings Memorial Award for morale and spirit.



Osia Lewis

BOX

Defensive Line, 2nd Year (Oregon St. '86)

- Worked along side SDSU head coach Rocky Long at UNM from 2003-07 as the defensive coordinator.
- Also spent time as a defensive coordinator at UTEP (2008-09) and the Hartford Colonials of the United Football League (2010).
- Has coached in the Mountain West, Conference USA, Big Ten and Pac-10, and has been on the sidelines in seven bowl games.
- Earned all-conference honors at Oregon State as a senior in 1985.



LeCharls McDaniel

FIELD

WR/Special Teams, 12th Year (Cal Poly '81)

- In his third stint at SDSU, having coached the wide receivers (2002 and 2006), running backs (2005) and secondary/special teams ('94-96).
- Has also coached at Oregon State (STs/TEs), Cal (STs), Washington Redskins (STs), Phoenix Cardinals (WRs), Cal Poly (Sec/STs), San Diego Chargers (Asst. STs) and Hartnell College (Sec).
- Honorable mention All-American as a senior cornerback in 1980.



Kevin McGarry

FIELD

Special Teams, 2nd Year (San Diego '79)

- Was the head coach at USD from 1996-03, guiding the Toreros to a 39-37 record. Three of his teams were nationally ranked.
- His 2003 San Diego squad was the No. 1 offense in the nation (Div. I-AA).
- Was named the Pioneer Football League Coach of the Year in 2002.
- Coached eight players to All-American honors at USD, including Eric Rasmussen, who led the nation in pass efficiency in 2002.



Mike Schmidt

FIELD

Offensive Line, 1st Year (San Diego St. '09)

- A 2009 graduate of San Diego State, who served as a graduate assistant coach the past two seasons.
- Helped SDSU to back-to-back bowl games in 2010 and 2011.
- A former walk-on on the defensive line, who earned four letters at SDSU from 2005-08.
- Was a team captain as a senior.
- Led Madison High School to a pair of Harbor League championships.



Brian Sipe

FIELD

Quarterbacks, 4th Year (San Diego State)

- Played for legendary SDSU coach Don Coryell and was the Aztecs' leading passer in '70 and '71. In '70, he directed SDSU to a 9-2 record as the Aztecs spent eight weeks ranked among the nation's top 20.
- As a junior, he was an honorable mention All-American by the AP after throwing for 2,618 yards and 23 TDs.
- In 1980, he earned league MVP honors and was named first-team all-pro, leading the Browns to an 11-5 record.



Tony White

BOX

Cornerbacks/Recruiting, 4th Year (UCLA '02)

- Came to San Diego State after spending 2008 alongside current Aztec head coach Rocky Long at New Mexico. White was in charge of the Lobos' linebackers.
- In 2008, White coached two honorable mention all-conference linebackers in Zach Arnett and Herbert Felder.
- Was a three-year starter and four-year letterman at outside linebacker for UCLA from 1997-2000.

SAN DIEGO STATE ROSTER

Alphabetical			Numerical							
No.	Name	Pos.	No.	Name	Pos.	Ht.	Wt.	Yr.	Exp.	Hometown (High School/College)
77	Alesi, Joel	P	2	Leon McFadden	DB	5-10	190	Sr.	3L	Inglewood, Calif. (St. John Bosco High)
26	Andrews, Marcus	DB	3	Ezell Ruffin	WR	6-1	205	So.	SQ	Long Beach, Calif. (Woodrow Wilson High)
44	• Andrews, Rob	LB	4	Adam Muema	RB	5-10	205	So.	1L	Covina, Calif. (Charter Oak High)
58	Barrett, Alex	DL	5	Ryan Katz	QB	6-1	210	Sr.	TR	Santa Monica, Calif. (Santa Monica High/Oregon State Univ.)
90	Beed, Everett	DL	6	Adam Dingwell	QB	6-4	210	So.	1L	Rockwall, Texas (Rockwall High)
31	• Bell, Tony	DB	6	Gabe Lemon	DB	5-10	195	Jr.	2L	Mission Viejo, Calif. (Lutheran High)
20	Berhe, Nat	DB	7	Dwayne Garrett	RB	6-0	205	Fr.	RS	Scottsdale, Ariz. (Chaparral High)
12	• Bernards, Jake	QB	9	Stan Sedberry	DB	6-2	210	Fr.	RS	Albuquerque, N.M. (La Cueva High)
36	• Black, Connor	WR	10	Dylan Denso	WR	6-2	205	Jr.	2L	Laguna Niguel, Calif. (Dana Hills High)
87	Boesch, Aaron	TE	11	Matt Morin	QB	6-2	230	Fr.	HS	Temecula, Calif. (Chaparral High)
63	Brunskill, Daniel	OL	12	Jake Bernards	QB	6-5	215	Jr.	SQ	Valencia, Calif. (West Ranch High)
19	Butler, Brice	WR	12	Josh Wade	DB	6-0	190	Sr.	2L	San Diego, Calif. (Point Loma High)
43	• Campano, Kevin	DB	13	Pierre Romain	DB	5-8	165	Fr.	RS	Los Angeles, Calif. (Crenshaw High)
80	Clark, Larry	WR	15	Chad Jeffries	QB	6-2	200	Fr.	RS	Glendora, Calif. (Glendora High)
29	• Colquitt, A.C.	DB	16	David Lamar	DB	6-2	180	So.	SQ	San Diego, Calif. (Madison High)
67	Corbett, Garrett	OL	17	Seamus McMorro	K/P	5-11	190	Fr.	HS	San Diego, Calif. (St. Augustine High)
94	Craighead, Robert	DL	18	Dominique Sandifer	WR	6-0	195	Sr.	2L	Gardena, Calif. (Beverly Hills High)
10	Denso, Dylan	WR	19	Brice Butler	WR	6-3	205	Sr.	TR	Norcross, Ga. (Norcross High/Univ. of Southern California)
64	Dilley, Zach	OL	20	Nat Berhe	DB	5-10	190	Jr.	2L	Colton, Calif. (Colton High)
6	• Dingwell, Adam	QB	21	Mahbu Keels	DB	6-1	175	So.	1L	San Diego, Calif. (Mission Bay High)
46	Driver, Jacob	LB	22	Chase Price	RB	5-8	200	Fr.	RS	Diamond Bar, Calif. (Diamond Ranch High)
68	Embernate, Nik	OL	23	Damontae Kaze	DB	5-11	175	Fr.	HS	San Bernardino, Calif. (Cajon High)
88	Escobar, Gavin	TE	24	Colin Lockett	WR	6-0	180	Jr.	2L	Diamond Bar, Calif. (Diamond Bar High)
45	• Feaster, Andrew	LB	26	Marcus Andrews	DB	6-0	190	Jr.	2L	Los Angeles, Calif. (Crenshaw High)
49	Feer, Wes	K/P	27	Eric Pinkins	DB	6-3	215	Jr.	2L	Sacramento, Calif. (Inderkum High)
42	• Fely, Jake	LB	29	A.C. Colquitt	DB	6-0	175	Sr.	SQ	Jacksonville, Fla. (Aiea High (Hawaii)/Golden West College)
70	Flores, Arthur	OL	29	George Lam	FB	6-1	230	Fr.	HS	San Rafael, Calif. (San Rafael High)
47	Galea, Cody	DL	30	Darius Guillory	DB	5-10	185	Fr.	RS	Temecula, Calif. (Chaparral High)
7	Garrett, Dwayne	RB	31	Chris Gordert	FB	6-0	230	Sr.	1L	Honolulu, Hawaii (Mira Mesa High (Calif.))
66	Gauld, Riley	OL	31	Tony Bell	DB	6-1	180	Fr.	RS	Los Angeles, Calif. (Locke High)
48	• Gavert, Josh	LB	32	De'Saan Hardwick	RB	5-9	190	Fr.	RS	San Diego, Calif. (Madison High)
31	• Gordert, Chris	FB	32	Kendrick Mathis	DB	6-0	195	Fr.	HS	Ventura, Calif. (Buena High)
65	Gordon, Japheth	OL	33	Brandon Wright	DB	5-11	205	Fr.	RS	Las Vegas, Nev. (Palo Verde High)
38	• Graves, Scott	LB	34	Walter Kaze	RB	5-9	190	Sr.	3L	San Bernardino, Calif. (Cajon High)
72	Greene, Darrell	OL	34	J.J. Whittaker	DB	5-10	180	So.	SQ	Oceanside, Calif. (Oceanside High)
30	Guillory, Darius	DB	35	King Holder	DB	5-10	165	So.	1L	Oceanside, Calif. (Oceanside High)
32	• Hardwick, De'Saan	RB	36	Connor Black	WR	6-4	200	Fr.	HS	Wenatchee, Wash. (Wenatchee High)
37	• Harris, Vaness	LB	36	Nick Tenhaeff	LB	6-2	225	Jr.	2L	Atascadero, Calif. (Atascadero High)
86	Hazely, Jemond	WR	37	Vaness Harris	LB	6-2	255	Jr.	1L	Los Angeles, Calif. (Dorsey High)
76	Henkel, Jonathan	OL	37	Garrett Kale	WR	6-1	180	Fr.	HS	Temecula, Calif. (Great Oak High)
89	Hewitt, Hunter	TE	38	Scott Graves	LB	5-10	210	Jr.	RS	Rancho Santa Margarita, Calif. (Tesoro High/Saddleback College)
41	• Hickman, T.J.	DB	38	Chris Hokokian	FB	6-1	235	Fr.	RS	Fresno, Calif. (Clovis North High)
38	• Hokokian, Chris	FB	38	Mario Lodge	DB	5-11	175	Fr.	HS	Lancaster, Calif. (Quartz Hill High)
35	Holder, King	DB	39	Rene Siluano	DB	5-10	180	Jr.	2L	Oceanside, Calif. (Oceanside High)
51	• Hunter, D.J.	LB	40	Chad Young	FB	5-10	230	Jr.	2L	La Verne, Calif. (Glendora High)
53	Jack, Ryan	LB	41	T.J. Hickman	DB	6-0	185	Fr.	RS	Riverside, Calif. (Martin Luther King High)
93	Jackson, Malcolm	DL	41	Tim Vizzi	WR	5-10	170	Jr.	TR	Moorpark, Calif. (Moorepark High/Ventura College)
15	Jeffries, Chad	QB	42	Jake Fely	LB	5-10	210	So.	1L	Oceanside, Calif. (Oceanside High)
71	Johnson, Alec	OL	43	Kevin Campano	DB	5-10	165	Jr.	TR	San Diego, Calif. (Scripps Ranch High/Baker University)
81	Judge, Eric	WR	43	Chance Marden	K	6-1	175	Sr.	HS	Fremont, Calif. (Washington High)
37	• Kale, Garrett	WR	44	Rob Andrews	LB	6-2	220	Sr.	3L	Pleasanton, Calif. (Foothill High)
5	Katz, Ryan	QB	44	Adam Roberts	TE	6-3	235	So.	1L	El Paso, Texas (Coronado High)
23	Kaze, Damontae	DB	45	Andrew Feaster	LB	6-0	220	Jr.	1L	Chula Vista, Calif. (Eastlake High/Southwestern College)
34	• Kaze, Walter	RB	45	Mike Miller	TE	6-2	220	Jr.	TR	Manhattan Beach, Calif. (Mira Costa High/EI Camino College)
21	Keels, Mahbu	DB	46	Jacob Driver	LB	6-2	220	Jr.	2L	Carlsbad, Calif. (La Costa Canyon High)
62	Koletsky, Brandon	LS	47	Cody Galea	DL	6-3	265	So.	1L	Elk Grove, Calif. (Franklin High)
92	Kottman, Dan	DL	48	Josh Gavert	LB	6-2	220	So.	1L	Lakewood, Calif. (Mayfair High)
16	Lamar, David	DB	48	Nick Rudolph	WR	6-3	205	Fr.	HS	Ventura, Calif. (Ventura High)
29	• Lamen, George	FB	49	Wes Feer	K/P	5-11	205	Jr.	TR	Chino Hills, Calif. (Chino Hills High/Riverside College)
50	Largent, Derek	LB	50	Derek Largent	LB	6-4	235	So.	TR	Hermosa Beach, Calif. (Mira Costa High/EI Camino College)

Numerical

No.	Name	Pos.	Ht.	Wt.	Yr.	Exp.	Hometown (High School/College)
51	D.J. Hunter	LB	6-0	210	Fr.	HS	San Diego, Calif. (Mira Mesa High)
51	Jimmy Miller	OL	6-3	290	Sr.	SQ	Denver, Colo. (J.K. Mullen High)
53	Ryan Jack	LB	6-1	215	Fr.	HS	Corona, Calif. (Centennial High)
54	Micah Seau	LB	6-3	235	Fr.	HS	Spring Valley, Calif. (Bishop's High)
55	Bruce Leaupepe	DL	6-4	250	Jr.	RS	San Jose, Calif. (Oak Grove High/City College of San Francisco)
56	Nico Siragusa	OL	6-5	315	Fr.	HS	Chula Vista, Calif. (Mater Dei Catholic High)
58	Alex Barrett	DL	6-3	245	Fr.	HS	Mesa, Ariz. (Desert Ridge High)
59	Jordan Thomas	DL	6-1	255	Jr.	2L	Redlands, Calif. (Redlands High)
60	Jeff Overbaugh	LS	6-2	240	Fr.	HS	Anchorage, Alaska (Service High)
62	Brandon Koletsky	LS	6-2	225	So.	SQ	Encino, Calif. (Campbell Hall High)
63	Daniel Brunskill	OL	6-5	240	Fr.	HS	Valley Center, Calif. (Valley Center High)
64	Zach Dilley	OL	6-5	295	So.	SQ	San City, Calif. (Paloma Valley High)
65	Japheth Gordon	OL	6-3	295	Jr.	SQ	Canyon Country, Calif. (Canyon High)
66	Riley Gauld	OL	6-5	300	Sr.	1L	Santa Ynez, Calif. (Santa Ynez High/Allan Hancock College)
67	Garrett Corbett	OL	6-5	290	So.	1L	Sparks, Nev. (Reed High)
68	Nik Embernate	OL	6-4	300	Sr.	3L	Yucaipa, Calif. (Yucaipa High)
69	Paul Rodriguez	OL	6-7	285	Fr.	RS	San Bernardino, Calif. (San Geronio High)
70	Arthur Flores	OL	6-5	300	Fr.	HS	Denver, Colo. (J.K. Mullen High)
71	Alec Johnson	OL	6-3	300	Sr.	2L	Denver, Colo. (J.K. Mullen High)
72	Darrell Greene	OL	6-4	300	Fr.	RS	Oakley, Calif. (Freedom High)
73	Jordan Smith	OL	6-5	270	Fr.	RS	Redlands, Calif. (Redlands High)
74	Austin Maass	OL	6-4	270	Fr.	HS	Mission Viejo, Calif. (Mission Viejo High)
75	Kwayde Miller	OL	6-7	305	Fr.	HS	Ramona, Calif. (Ramona High)
76	Jonathan Henkel	OL	6-4	275	Fr.	RS	Chula Vista, Calif. (Otay Ranch High)
77	Joel Alesi	P	6-0	235	So.	SQ	El Cajon, Calif. (Christian High)
78	Bryce Quigley	OL	6-5	295	Jr.	2L	Apple Valley, Calif. (Granite Hills High)
79	Terry Poole	OL	6-5	300	Jr.	TR	Monterey, Calif. (Seaside High/Monterey Peninsula College)
80	Larry Clark	WR	6-4	210	Fr.	RS	Venice, Calif. (Venice High)
81	Eric Judge	WR	6-1	190	Fr.	HS	San Diego, Calif. (San Diego High)
82	Lloyd Mills	WR	5-10	165	Fr.	HS	Chandler, Ariz. (Chandler High)
83	Osmond Nicholas	WR	6-3	210	Jr.	1L	Oceanside, Calif. (Oceanside High)
85	D.J. Shields	TE	6-4	240	Sr.	3L	Bonita, Calif. (Bonita Vista High)
86	Jemond Hazely	WR	6-1	185	Fr.	RS	Corona, Calif. (Santiago High)
87	Aaron Boesch	TE	6-5	230	So.	TR	Oak Harbor, Wash. (Oak Harbor High/Santa Monica College)
88	Gavin Escobar	TE	6-6	255	Jr.	2L	Rancho Santa Margarita, Calif. (Santa Margarita Catholic High)
89	Hunter Hewitt	TE	6-5	250	Sr.	1L	Lafayette, Calif. (Acalanes High)
90	Everett Beed	DL	6-3	255	So.	SQ	Phelan, Calif. (Serrano High)
91	Frederick Trujillo	DL	6-1	240	Sr.	2L	Albuquerque, N.M. (Highland High)
92	Dan Kottman	DL	6-1	245	Fr.	HS	Denton, Texas (Guyer High)
93	Malcolm Jackson	DL	6-3	255	Fr.	HS	Spring Valley, Calif. (Mount Miguel High)
94	Robert Craighead	DL	6-3	265	Fr.	RS	Lakeside, Calif. (El Capitan High)
95	Lukas Lopez	DL	6-1	235	Jr.	TR	Anaheim, Calif. (Esperanza High)
97	Dontrell Onuoha	DL	6-2	265	So.	1L	Indio, Calif. (La Quinta High)
98	Sam Meredith	DL	6-4	275	So.	1L	La Mesa, Calif. (Helix High)
99	Jon Sanchez	DL	6-2	265	Fr.	RS	Murrieta, Calif. (Vista Murrieta High)

Alphabetical

No.	Name	Pos.
55	Leaupepe, Bruce	DL
6	Lemon, Gabe	DB
24	Lockett, Colin	WR
38	Lodge, Mario	DB
95	Lopez, Lukas	DL
74	Maass, Austin	OL
43	Marden, Chance	K
32	Mathis, Kendrick	DB
2	McFadden, Leon	DB
17	McMorrow, Seamus	K/P
98	Meredith, Sam	DL
51	Miller, Jimmy	OL
75	Miller, Kwayde	OL
45	Miller, Mike	TE
82	Mills, Lloyd	WR
11	Morin, Matt	QB
4	Muema, Adam	RB
83	Nicholas, Osmond	WR
97	Onuoha, Dontrell	DL
60	Overbaugh, Jeff	LS
27	Pinkins, Eric	DB
22	Price, Chase	RB
79	Poole, Terry	OL
78	Quigley, Bryce	OL
44	Roberts, Adam	TE
69	Rodriguez, Paul	OL
13	Romain, Pierre	DB
48	Rudolph, Nick	WR
3	Ruffin, Ezell	WR
99	Sanchez, Jon	DL
18	Sandifer, Dominique	WR
54	Seau, Micah	LB
9	Sedberry, Stan	DB
85	Shields, D.J.	TE
39	Silvano, Rene	DB
56	Siragusa, Nico	OL
73	Smith, Jordan	OL
36	Tenhaeff, Nick	LB
59	Thomas, Jordan	DL
91	Trujillo, Frederick	DL
41	Vizzi, Tim	WR
12	Wade, Josh	DB
34	Whittaker, J.J.	DB
33	Wright, Brandon	DB
40	Young, Chad	FB

• - Duplicate Number

The Coaching Staff

Rocky Long (New Mexico '74) Head Coach/Defensive Coordinator, 2nd season as head coach at SDSU/4th overall; **Andy Ludwig** (Portland State '88) Offensive Coordinator/Tight Ends, 2nd season; **Jeff Horton** (Nevada '81) Assistant Head Coach/Running Backs, 2nd season; **Danny Gonzales** (New Mexico '98) Safeties, 2nd season; **Osia Lewis** (Oregon State '86) Defensive Line, 2nd season; **LeCharls McDaniel** (Cal Poly '81) Wide Receivers, 12th season; **Kevin McGarry** (USD '79) Special Teams, 2nd season; **Mike Schmidt** (San Diego State '09) Offensive Line, 1st season; **Brian Sipe** (San Diego State) Quarterbacks, 4th season; **Tony White** (UCLA '02) Cornerbacks/Recruiting Coordinator, 4th season; **Zach Arnett** (New Mexico '09) Graduate Assistant (Defense), 2nd season; **Doug Deakin** (San Diego State '10) Graduate Assistant (Special Teams), 1st season; **Dorian Keller** (San Diego '08) Graduate Assistant (Offense), 1st season; **Lynell Hamilton** (San Diego State '08) Graduate Assistant (Special Teams), 1st season; **Adam Hall** (San Diego State '05) Strength & Conditioning, 1st season; **Bobby Smitheran** (New Mexico '96) Director of Football Operations, 2nd season.

Pronunciation Guide

No. 3 Ezell Ruffin	EE-zell
No. 4 Adam Muema	MOO-emma
No. 20 Nat Berhe	nat burr-HEY
No. 21 Mahbu Keels	ma-BOO Keels (like heels)
No. 29 A.C. Colquitt	cole-QUIT
No. 30 Darius Guillory	gill-or-REE
No. 32 De'Saan Hardwick	deh-SAWN
No. 34 Walter Kazee	KAY-zee
No. 36 Nick Tenhaeff	ten-OFF
No. 39 Rene Silvano	SILL-u-on-oh

No. 42 Jake Fely	FEE-lee
No. 47 Cody Galea	guh-LAY-uh
No. 48 Josh Gavert	GAV-ert
No. 50 Chris Gordert	GORE-dert
No. 55 Bruce Leaupepe	lay-uh-PEP-eh
No. 64 Zack Dilley	dill-EE
No. 65 Japheth Gordon	JAW-phet (like prophet)
No. 72 Darrell Greene	duh-RELL
No. 77 Joel Alesi	uh-LEE-see
No. 86 Jemond Hazely	juh-MOND haze-UH-lee

No. 95 Chris Hokokian	hoe-coke-EE-an
No. 97 Dontrell Onuaha	on-OOH-o-ha

Osia Lewis	OH-say
Andy Ludwig	LUD-wig
LeCharls McDaniel	luh-CHARLES

SDSU DEPTH CHART vs. BRIGHAM YOUNG

OFFENSE

LEFT TACKLE (LT)

- 78 Bryce Quigley, 6-5, 295, Jr.**
66 Riley Gauld, 6-5, 300, Sr.*
75 Kwayde Miller, 6-7, 305, Fr.-HS

LEFT GUARD (LG)

- 65 Japheth Gordon, 6-3, 295, Jr.-SQ
66 Riley Gauld, 6-5, 300, Sr.*
63 Daniel Brunskill, 6-5, 240, Fr.-HS

CENTER (C)

- 71 Alec Johnson, 6-3, 300, Sr.**
51 Jimmy Miller, 6-3, 290, Sr.-SQ
73 Jordan Smith, 6-5, 270, Fr.-RS
74 Austin Maass, 6-4, 270, Fr.-HS

RIGHT GUARD (RG)

- 68 Nik Embernate, 6-4, 300, Sr.**
51 Jimmy Miller, 6-3, 290, Sr.-SQ
56 Nico Siragusa, 6-5, 315, Fr.-HS
76 Jonathan Henkel, 6-4, 275, Fr.-RS

RIGHT TACKLE (RT)

- 64 Zach Dilley, 6-5, 295, So.-SQ
69 Paul Rodriguez, 6-7, 285, Fr.-RS
79 Terry Poole, 6-5, 300, Jr.-TR
70 Arthur Flores, 6-5, 300, Fr.-HS

WIDE RECEIVER (X)

- 3 Ezell Ruffin, 6-1, 205, So.-SQ
19 Brice Butler, 6-3, 205, Sr.-TR
18 Dominique Sandifer, 6-0, 195, Sr.**
80 Larry Clark, 6-4, 210, Fr.-RS
81 Eric Judge, 6-1, 190, Fr.-HS
37 Garrett Kale, 6-1, 180, Fr.-HS

RUNNING BACK (TB)

- 4 Adam Muema, 5-10, 205, So.*
22 Chase Price, 5-8, 200, Fr.-RS
7 Dwayne Garrett, 6-0, 205, Fr.-RS

QUARTERBACK (QB)

- 6 Adam Dingwell, 6-4, 210, So.*
12 Jake Bernards, 6-5, 215, Jr.-SQ
15 Chad Jeffries, 6-2, 200, Fr.-RS
11 Matt Morin, 6-2, 220, Fr.-HS

FULLBACK (FB)

- 40 Chad Young, 5-10, 230, Jr.**
31 Chris Gordert, 6-0, 230, Sr.*
38 Chris Hokokian, 6-1, 235, Fr.-RS
29 George Lamien, 6-1, 230, Fr.-HS

TIGHT END (TE)

- 88 Gavin Escobar, 6-6, 255, Jr.**
44 Adam Roberts, 6-3, 235, So.*
85 D.J. Shields, 6-4, 240, Sr.**
89 Hunter Hewitt, 6-5, 250, Sr.*
87 Aaron Boesch, 6-5, 230, So.-TR
48 Nick Rudolph, 6-3, 205, Fr.-HS
45 Mike Miller, 6-2, 220, Jr.-TR

WIDE RECEIVER (Z)

- 24 Colin Lockett, 6-0, 180, Jr.**
10 Dylan Denso, 6-2, 205, Jr.**
41 Tim Vizzi, 5-10, 170, Jr.-TR
86 Jemond Hazely, 6-1, 185, Fr.-RS
82 Lloyd Mills, 5-10, 165, Fr.-HS
36 Connor Black, 6-4, 200, Fr.-HS

DEFENSE

DEFENSIVE END (DE)

- 59 Jordan Thomas, 6-1, 255, Jr.**
99 Jon Sanchez, 6-2, 265, Fr.-RS
91 Frederick Trujillo, 6-1, 240, Sr.**

DEFENSIVE TACKLE (DT)

- 98 Sam Meredith, 6-4, 275, So.*
94 Robert Craighead, 6-3, 265, Fr.-RS
92 Dan Kottman, 6-1, 245, Fr.-HS
55 Bruce Leaupepe, 6-4, 250, Jr.-RS
93 Malcolm Jackson, 6-3, 255, Fr.-HS
96 Kenny Galea'i, 6-1, 270, So.*

DEFENSIVE END (DE)

- 47 Cody Galea, 6-3, 265, So.*
90 Everett Beed, 6-3, 255, So.-SQ
58 Alex Barrett, 6-3, 245, Fr.-HS
95 Lukas Lopez, 6-1, 235, Jr.-TR

LINEBACKER (LB)

- 36 Nick Tenhaeff, 6-2, 225, Jr.**
48 Josh Gavert, 6-2, 220, So.*
45 Andrew Feaster, 6-0, 220, So.*
53 Ryan Jack, 6-1, 215, Fr.-HS

MIDDLE LINEBACKER (MLB)

- 42 Jake Fely, 5-10, 210, So.*
44 Rob Andrews, 6-2, 220, Sr.**
46 Jacob Driver, 6-2, 220, Jr.**
38 Scott Graves, 5-10, 210, Jr.-RS

LINEBACKER (LB)

- 50 Derek Largent, 6-4, 235, So.-TR
37 Vanessa Harris, 6-2, 255, Jr.*
54 Micah Seau, 6-3, 235, Fr.-HS
51 D.J. Hunter, 6-0, 210, Fr.-HS

CORNERBACK (CB)

- 2 Leon McFadden, 5-10, 190, Sr.**
35 King Holder, 5-10, 165, So.*
13 Pierre Romain, 5-8, 165, Fr.-RS
34 J.J. Whittaker, 5-10, 180, So.-SQ

WARRIOR (WAR)

- 26 Marcus Andrews, 6-0, 190, Jr.**
39 Rene Siluano, 5-10, 180, Jr.**
23 Tony Bell, 6-1, 180, Fr.-RS
43 Kevin Campano, 5-10, 165, Jr.-TR

AZTEC (AZ)

- 20 Nat Berhe, 5-10, 190, Jr.**
30 Darius Guillory, 5-10, 185, Fr.-RS
9 Stan Sedberry, 6-2, 210, Fr.-RS
41 T.J. Hickman, 6-0, 185, Fr.-RS

WARRIOR (WAR)

- 27 Eric Pinkins, 6-3, 215, Jr.**
6 Gabe Lemon, 5-10, 195, Jr.**
33 Brandon Wright, 5-11, 205, Fr.-RS
32 Kendrick Mathis, 6-0, 195, Fr.-HS

CORNERBACK (CB)

- 12 Josh Wade, 6-0, 190, Sr.**
16 David Lamar, 6-2, 180, So.-SQ
21 Mahbu Keels, 6-1, 175, So.*
23 Damontae Kazee, 5-11, 175, Fr.-HS

SPECIALISTS

PUNTER (P)

- 17 Seamus McMorrow, 5-11, 190, Fr.-HS
77 Joel Alesi, 6-0, 235, So.-SQ
49 Wes Feer, 5-11, 205, Jr.-TR

PLACEKICKER (PK)

- 43 Chance Marden, 6-1, 175, Sr.-HS
17 Seamus McMorrow, 5-11, 190, Fr.-HS
49 Wes Feer, 5-11, 205, Jr.-TR

KICKOFFS (KO)

- 17 Seamus McMorrow, 5-11, 190, Fr.-HS
43 Chance Marden, 6-1, 175, Sr.-HS
49 Wes Feer, 5-11, 205, Jr.-TR

HOLDER (H)

- 6 Adam Dingwell, 6-4, 210, So.*
12 Jake Bernards, 6-5, 215, Jr.-SQ

LONG SNAPPER (LS)

- 60 Jeff Overbaugh, 6-2, 240, Fr.-HS
62 Brandon Koletsky, 6-2, 225, So.-SQ

KICKOFF RETURNS (KOR)

- 24 Colin Lockett, 6-0, 180, Jr.** AND
33 Brandon Wright, 5-11, 205, Fr.-RS
41 Tim Vizzi, 5-10, 170, Jr.-TR AND
86 Jemond Hazely, 6-1, 185, Fr.-RS
4 Adam Muema, 5-10, 205, So.* AND
34 Walter Kazee, 5-9, 190, Sr.**

PUNT RETURNS (PR)

- 41 Tim Vizzi, 5-10, 170, Jr.-TR
39 Rene Siluano, 5-10, 180, Jr.**
2 Leon McFadden, 5-10, 190, Sr.**

* - Denotes number of letters earned through the 2011 season. **Players in red are returning starters from the 2011 season.** Underline players are newcomers or freshmen who red-shirted last season.

OUT FOR EXTENDED TIME

- 67 Garrett Corbett, 6-5, 290, So.* (leg)
83 Osmond Nicholas, 6-3, 210, Jr.* (leg)
84 Paul Pitts III, 6-0, 180, Fr.-RS (leg)
32 De'Saan Hardwick, 5-9, 190, Fr.-RS (leg)
5 Ryan Katz, 6-1, 210, Sr.-TR (leg)
34 Walter Kazee, 5-9, 190, Sr.** (knee)

GAME #1 RECAP: WASHINGTON 21, SDSU 12

GAME #1	
San Diego State	12
Washington	21

Sept. 1, 2012 | Seattle, Wash.
CenturyLink Field | 53,742

SEATTLE -- San Diego State was unable to overcome an early deficit and three turnovers in a 21-12 loss at Washington in the 2012 season opener for both teams.

The Aztecs threw an interception on their first drive and punted on a three and out on their second, and the Huskies took advantage with touchdowns on both possessions.

UW, which took over on the SDSU 35 after the interception, got in the end zone on a two-yard run by Bishop Sankey.

Quarterback Keith Price drove Washington 62 yards on the team's next drive, culminating in a 8-yard pass to Kasen Williams.

After the slow start, the San Diego State defense stood tall the rest of the way, limiting the Huskies to 231 yards and no points on their final seven drives.

The Aztecs got on the scoreboard on the first play of the second quarter when quarterback Ryan Katz found a wide-open Tim Vizzi on the left side, who ran 47 yards for the touchdown. SDSU, however, failed on the 2-point conversion.

Early in the third quarter, UW safety Will Shamburger returned a fumble 44 yards to give the home team the 21-6 advantage.

Adam Muema completed an 11-play, 71-yard drive in the fourth when he pounded it in on a 4th and 1. But once again, San Diego State was unable to convert the 2-point conversion and trailing, 21-12.

After forcing Washington to punt, the Aztecs tried to mount another scoring drive. They went 76 yards, highlighted by a 26-yard run by Walter Kazee and a 32-yard pass from Katz to Colin Lockett. SDSU got to the Huskies' 8-yard line on third down, but missed on consecutive pass attempts, giving the ball back to UW.

Washington ran most of the 4:44 left on the clock and San Diego State's last-ditch effort fell short in the 21-12 setback. It was the Aztecs' first season-opening loss since 2009.

Kazee, who missed the end of last year with a knee injury, ran for a game-high 86 yards on nine carries, his highest total since the first game of the 2009 season and the first game of his career.

Katz added a career-high 77 yards on the ground and passed for another 128. Lockett led all Aztecs with four catches and 48 yards in the loss.

SDSU had multiple turnovers for only the second time in its last nine games, dating back to last year. San Diego State finished the 2011 season with just one turnover over its final three games.

	1	2	3	4	Total
San Diego State	0	6	0	6	12
Washington	14	0	7	0	21

- UW** - Sankey 2-yd run (Coons kick), 7-35, 2:33 (9:23, 1st)
- UW** - Williams 8-yd pass f/Price (Coons kick), 9-62, 4:28 (2:35, 1st)
- SD** - Vizzi 47-yd pass f/Katz (rush failed), 5-75, 2:36 (14:51, 2nd)
- UW** - Shamburger 44-yd fumble recovery (Coons kick) (10:13, 3rd)
- SD** - Muema 1-yd run (pass failed), 11-71, 4:27 (12:06, 4th)

	SDSU	UW
FIRST DOWNS	16	22
Rushing	12	7
Passing	3	13
Penalty	1	2
RUSHING YARDAGE	199	106

Rushing Attempts	40	31
Average Per Rush	5.0	3.4
TDs Rushing	1	1
Yards Gained Rushing	234	137
Yards Lost Rushing	35	31
PASSING YARDAGE	128	222
Comp-Att-Int	10-19-1	25-35-0
Average Per Pass	6.7	6.3
Average Per Catch	12.8	8.9
TDs Passing	1	1
TOTAL OFFENSE	327	328
Total Plays	59	66
Average Per Play	5.5	5.0
FUMBLES-Lost	3-2	1-1
PENALTIES-Yards	4-40	4-46
PUNTS-Yards	3-127	5-186
Average Per Punt	42.3	37.2
Net Punt Average	42.3	29.2
Inside 20	1	2
50+ Yards	1	0
Touchbacks	0	2
Fair Catch	1	1
KICKOFFS-Yards	3-154	4-228
Average Per Kickoff	51.3	57.0
Net Yards Per Kickoff	35.7	29.5
Touchbacks	0	0
PUNT RETURNS: #-Yds-TD	0-0-0	0-0-0
Average Per Return	0.0	0.0
KICKOFF RETURNS: #-Yds-TD	4-110-0	3-47-0
Average Per Return	27.5	15.7
INTERCEPTIONS: #-Yds-TD	0-0-0	1-34-0
FUMBLE RETURNS: #-Yds-TD	0-0-0	1-44-1
POSSESSION TIME	28:57	31:03
THIRD-DOWN CONVERSIONS	6 of 13	9 of 15
FOURTH-DOWN CONVERSIONS	2 of 3	0 of 0
RED-ZONE SCORES-CHANCES	1-2	2-3
Touchdowns	1-2	2-3
Field Goals	0-2	0-3
SACKS BY-Yards	3-20	4-23
PAT KICKS	0-0	3-3
FIELD GOALS	0-0	0-1

INDIVIDUAL STATS

Rushing (Atts.-Yards-TDs): SDSU: Kazee 9-86-0; Katz 16-77-0; Muema 11-32-1; Ruffin 1-9-0; Dingwell 1-7-0; Sandifer 1-0-0; Team 1-(-12)-0. UW: Sankey 22-66-1; E. Wilson 2-22-0; Price 6-17-0; W. Wilson 1-1-0.

Passing (Comp.-Att.-Int., Yards, TDs): SDSU: Katz 10-19-1, 128, 1. UW: Price 25-35-0, 222, 1.

Receiving (No.-Yards-TDs): SDSU: Lockett 4-48-0; Escobar 2-8-0; Vizzi 1-47-1; Sandifer 1-28-0; Kazee 1-(-1)-0; Young 1-(-2)-0. UW: Jenkins 9-82-0; Williams 6-75-1; Smith 2-20-0; Mickens 2-16-0; Callier 2-8-0; Amosa 1-10-0; Taylor 1-6-0; Hartvigson 1-5-0; Sankey 1-0-0.

TEAM NOTES

- * SDSU is now 46-39-5 in season-opening games, including a 21-22-1 record in the Division I era.
- * San Diego State lost its opening game of the season for the first time since 2009.
- * SDSU had multiple turnovers for just the second time over the last nine games. The Aztecs had one turnover total over their final three games last season.
- * The Aztecs have now scored a touchdown in 65 consecutive games.
- * The seven points allowed by the Aztecs in the third quarter were the most they have allowed in a third quarter since giving up seven to Washington State on Nov. 7, 2009. The last time SDSU gave up more than seven points in the third quarter was Nov. 7, 2009 vs. No. 6 TCU, when it gave up 14.
- * The Aztecs were 2-for-3 on fourth down conversions. Last year they were 9-for-23.

SERIES NOTES

* San Diego State dropped to 0-3 all-time against Washington. The Aztecs lost to the Huskies, 46-25, on Oct. 2, 1982 and 36-3 on Sept. 13, 1997, before today's 21-12 loss.

PARTICIPATION NOTES

* San Diego State traveled 67 players to today's game, only 15 of whom are seniors. In fact, that is the smallest class size represented on the trip (19 juniors, 17 sophomores, 16 freshmen, 15 seniors). Of the 16 freshmen, four are true freshmen (Alex Barrett, Dan Kottman, Seamus McMorrow and Jeff Overbaugh).

PLAYER NOTES

- Ryan Katz, Sr., QB (10-for-19, 128 yds., TD, INT)**
* Became just the fourth Aztec to start at quarterback since Nov. 18, 2006. During the 65 games in between, Kevin O'Connell (15 games during the 2006-07 seasons), Drew Westling (one game vs. Air Force on Oct. 11, 2008) and Ryan Lindley (49 games during the 2008-09-10-11 season) earned starts at quarterback.
- * Threw his first touchdown pass as an Aztec on a 47-yard completion to Tim Vizzi in the second quarter.
- * Had a career-high 77 rushing yards. His previous high was 22 as a member of Oregon State on Sept. 3, 2011 against Sacramento State.
- * Also had a 29-yard punt, the first of his career. It landed at the Washington 8-yard line.

Walter Kazee, Sr., RB (9 att., 86 yds.)

- * Finished with 86 rushing yards, his most since the final game of his freshman season (Nov. 28, 2009 at UNLV), when he had 112 yards.
- * Gained 18 yards on his first carry since the Colorado State game last season (Nov. 12, 2011).

Colin Lockett, Jr., WR (4 rec., 48 yds.)

- * Had four catches for 48 yards. He now has at least three receptions in all 14 career games he has played at wide receiver.

Adam Muema, So., RB (11 att., 32 yds., TD)

- * Had his fourth career rushing touchdown and fifth overall.

Tim Vizzi, Jr., WR (1 rec., 47 yds., TD)

- * Had his first catch and touchdown on a 47-yard pass from Ryan Katz in the second quarter.

OTHER NOTES

- * Aztecs making their first career starts tonight included: Zach Dilley (OL), Japheth Gordon (OL) and Ezell Ruffin (WR) on offense, Sam Meredith (DT), Rene Siluano (WAR) and Nick Tenhaeff (LB) on defense.
- * Aztecs playing their first career games tonight included: Joel Alesi (P), Zach Dilley (OL), Wes Feer (K), Scott Graves (LB), Darius Guillory (DB), David Lamar (DB), Derek Largent (LB), Jeff Overbaugh (LS), Chase Price (RB), Pierre Romain (DB), Ezell Ruffin (WR), Jon Sanchez (DL), Stan Sedberry (DB) and Brandon Wright (DB). Brice Butler (WR) and Ryan Katz (QB) each had their first start as an Aztec after playing previously at USC and Oregon State, respectively.
- * Vaness Harris and Derek Largent each picked up their first career sack, while Cody Galea got his second. Harris also had a career-high five tackles.
- * Rene Siluano forced his second career fumble.
- * Nat Berhe recovered his second career fumble.
- * Dominique Sandifer has his first reception since Dec. 23, 2010 vs. Navy in the Poinsettia Bowl.
- * Leon McFadden had a career-high eight tackles.

GAME #2 RECAP: SDSU 42, ARMY 7

GAME #2	
Army	7
San Diego State	42

Sept. 8, 2012 | San Diego, Calif.
Qualcomm Stadium | 30,799

SAN DIEGO -- San Diego State scored the first 35 points of the game en route to a dominating 42-7 victory over Army in the 2012 home opener for the Aztecs.

SDSU forced three turnovers, scored four rushing touchdowns and a passing score, and added a 96-yard kickoff return for another touchdown in the program's largest margin of victory since the 2010 opener.

San Diego State scored three touchdowns in a span of 2:45 in the third quarter after opening up a 21-0 advantage at the half.

Adam Muema ran for 98 yards and a score in three quarters, while Walter Kazee rushed for 51 yards and two touchdowns. Backup quarterback Adam Dingwell added a 7-yard score for his first career score.

Ezell Ruffin had a career day with his first five receptions and 132 yards. All five of his catches were for first downs.

Ryan Katz threw for 215 yards, including a 8-yard touchdown to Chad Young to account for the Aztecs' other score.

SDSU kept Army off the scoreboard for its first nine possessions before a 10-yard run by Terry Baggett in the third quarter ended its bid of a shutout.

Nat Berhe led the Aztec defense with a career-high 14 tackles, while Josh Gavert and Eric Pinkins each had an interception. Derek Largent recovered his first-ever fumble.

	1	2	3	4	Total
Army	0	0	7	0	7
San Diego State	14	7	21	0	42

- SD** - Kazee 4-yd run (Marden kick), 6-71, 2:50 (12:10, 1st)
- SD** - Dingwell 7-yd run (Marden kick), 2-36, 0:26 (2:17, 1st)
- SD** - Kazee 22-yd run (Marden kick), 7-80, 3:05 (8:10, 2nd)
- SD** - Muema 1-yd run (Marden kick), 9-89, 3:39 (8:27, 3rd)
- SD** - Young 8-yd pass /Katz (Marden kick), 2-33, 0:31 (7:44, 3rd)
- AR** - Baggett 10-yd run (Grochowski kick), 5-75, 1:50 (5:54, 3rd)
- SD** - Lockett 96-yd kickoff return (Marden kick) (5:42, 3rd)

	ARMY	SDSU
FIRST DOWNS	18	21
Rushing	15	12
Passing	2	8
Penalty	1	1
RUSHING YARDAGE	282	228
Rushing Attempts	62	42
Average Per Rush	4.5	5.4
TDs Rushing	1	4
Yards Gained Rushing	302	244
Yards Lost Rushing	20	16
PASSING YARDAGE	50	215
Completions-Attempts-Int	3-9-2	14-21-0
Average Per Pass	5.6	10.2
Average Per Catch	16.7	15.4
TDs Passing	0	1
TOTAL OFFENSE	332	443
Total Plays	71	63
Average Per Play	4.7	7.0
FUMBLES-Lost	4-1	0-0
PENALTIES-Yards	4-32	6-45
PUNTS-Yards	4-174	4-146
Average Per Punt	43.5	36.5
Net Punt Average	33.5	31.8
Inside 20	1	1
50+ Yards	1	0
Touchbacks	2	1
Fair Catch	1	2

KICKOFFS-Yards	2-122	7-438
Average Per Kickoff	61.0	62.6
Net Yards Per Kickoff	0.5	40.4
Touchbacks	0	3
PUNT RETURNS: #-Yds-TD	1-1-0	0-0-0
Average Per Return	-1.0	0.0
KICKOFF RETURNS: #-Yds-TD	4-80-0	2-121-1
Average Per Return	20.0	60.5
INTERCEPTIONS: #-Yds-TD	0-0-0	2-22-0
FUMBLE RETURNS: #-Yds-TD	0-0-0	0-0-0
POSSESSION TIME	31:01	28:59
THIRD-DOWN CONVERSIONS	6 of 14	6 of 12
FOURTH-DOWN CONVERSIONS	1 of 4	0 of 0
RED-ZONE SCORES-CHANCES	1-2	4-6
Touchdowns	1-2	4-6
Field Goals	0-2	0-6
SACKS BY-Yards	2-11	1-4
PAT KICKS	1-1	6-6
FIELD GOALS	0-0	0-2

INDIVIDUAL STATS

Rushing (Atts.-Yards-TDs): ARMY: Maples 19-107-0; Baggett 13-100-1; Dixon 8-34-0; Hassin 3-17-0; Crucitti 3-16-0; Tippett 2-5-0; Steelman 9-3-0; Santiago 3-2-0; Fraser 1-0-0; Team 1-(-2)-0. **SDSU:** Muema 15-98-1; Kazee 7-51-2; Price 8-43-0; Garrett 5-16-0; Dingwell 3-11-1; Katz 4-9-0.

Passing (Comp.-Att.-Int., Yards, TDs): ARMY: Steelman 3-8-2, 50, 0; Santiago 0-1-0, 0, 0. **SDSU:** Katz 14-21-0, 215, 1.

Receiving (No.-Yards-TDs): ARMY: Maples 1-23-0; Lawrence 1-18-0; Laird 1-9-0. **SDSU:** Ruffin 5-132-0; Escobar 2-34-0; Young 2-17-1; Lockett 2-11-0; Denso 1-10-0; Sandifer 1-6-0; Vizzi 1-5-0.

TEAM NOTES

* In its last 23 games, SDSU has posted a 5-0 record against service academies, with a pair of victories over Air Force (2010 and 2011) and Army (2011 and 2012), and a victory over Navy (2010 Poinsettia Bowl).

* San Diego State is now 33-10-1 in home opening games during the Division I era. The Aztecs are 63-23-4 all-time in home openers. SDSU has now won four straight home openers dating back to a 29-27 loss to Cal Poly on Aug. 30, 2008.

* San Diego State has now won seven straight September home games. The team's last loss in a September home game was a 52-23 setback to 24th-ranked Cincinnati on Sept. 29, 2007.

* The Aztecs have now scored a touchdown in 66 consecutive games.

* The SDSU defense forced three turnovers, its most since forcing three at Air Force last year (Oct. 13, 2011).

* The San Diego State went 16 possessions without allowing a point prior to Army's touchdown in the third quarter. There was 86:41 of clock time in between the third quarter touchdown and the first quarter touchdown by Washington.

* SDSU had the ball 28:59 tonight. Last year at Army the Aztecs had the ball just 17:49.

TRENDS

* San Diego State's 35-point win was its largest margin of victory since a 47-point win over Nicholls State in the 2010 opener (Sept. 4, 2010).

* SDSU scored a touchdown on its opening drive for the first time since Oct. 29, 2011 vs. Wyoming. The Aztecs had just three points in their opening drive in the seven games prior to tonight.

* San Diego State scored 14 first quarter points, its most in a quarter since also scoring 14 vs. Washington State last year (Sept. 17, 2011).

* SDSU has won eight consecutive games when leading by 14 or more points at any point in the contest.

* The Aztecs were leading after the first quarter for the first

time since leading Colorado State, 8-7, on Nov. 12, 2011. SDSU won that game, 18-15.

* San Diego State improved to 126-3-1 in the Division I era when leading by at least 21 points at any point in a game.

* SDSU led Army, 21-0, at the half. The 21-point margin is the Aztecs' largest at the half since Nov. 27, 2010, when they lead UNLV, 31-7.

* San Diego State shut out a team in the first half for the first time since Sept. 25, 2010, when it led Utah State, 28-0.

* SDSU scored 21 points in the third quarter, its most in any quarter since scoring 21 in the fourth quarter vs. Boise State last year (Nov. 19, 2011).

SERIES

* San Diego State improves to 2-0 all-time against Army. Last season (Sept. 10, 2011), the Aztecs claimed a 23-20 win at West Point, N.Y.

PLAYER NOTES

Adam Muema, So., RB (15 att., 98 yds., 1 TD)

* Scored a rushing touchdown, his fifth of his career and sixth overall (one receiving).

Walter Kazee, Sr., RB (7 att., 51 yds., 2 TDs)

* Scored two rushing touchdowns, his second multiple-touchdown game of his career. He had three scores last year vs. New Mexico (Nov. 5, 2011). He has 11 touchdowns for his career and six over his last four games.

* His first rushing touchdown of the night was his first since Nov. 12, 2011 at Colorado State (also when his season ended with a knee injury).

Ezell Ruffin, So., WR (5 rec., 132 yds.)

* Broke 100 yards receiving for the first time in his career. He's the 80th player in program history to record a 100-yard receiving game. It's the 309th time that an Aztec has had a 100-yard receiving game.

* Had his first five receptions over his career, all for first downs.

Ryan Katz, Sr., QB (14-for-21, 215 yds., 1 TD)

* Finished with 215 passing yards, his most since a 224-yard game vs. Oregon in the final contest of the 2010 season while playing for Oregon State.

Adam Dingwell, So., QB (3 att., 11 yds., 1 TD)

* Scored on a 7-yard rushing touchdown in the first quarter, the first of his career.

Chad Young, Jr., FB (2 rec., 17 yds., 1 TD)

* Caught his second career receiving touchdown and scored his fourth overall (two rushing).

Colin Lockett, Jr., WR (2 rec., 11 yds. | 2 kor., 121 yds., 1 TD)

* Returned a kickoff 96 yards for his second career kickoff return touchdown. It tied as the seventh-longest kickoff return in program history.

Nat Berhe, Jr., DB (14 tackles, 1 PBU, 1.0 TFL)

* Had a career-high 14 tackles, the most by an Aztec since Corey Boudreaux had 21 in 2008. His previous best was 10 vs. Louisiana-Lafayette in the 2011 New Orleans Bowl. He also added a pass breakup and 1.0 tackles for a loss.

OTHER NOTES

* Chase Price had his first career carry.

* Eric Pinkins and Josh Gavert each had their first career interception.

* Derek Largent picked up his first career fumble recovery.

* True freshman Seamus McMorrow had his first career punt in the first quarter. He's the third Aztec to punt this season (Joel Alesi and Ryan Katz).

GAME #3 RECAP: SDSU 49, NORTH DAKOTA 41

GAME #3	
North Dakota	41
San Diego State	59

Sept. 15, 2012 | San Diego, Calif.
Qualcomm Stadium | 24,826

SAN DIEGO (AP) --Ryan Katz threw for 241 yards and three touchdowns as San Diego State outlasted North Dakota 49-41 on Saturday night.

Adam Muema rushed for 124 yards and Walter Kazee added 105 for the Aztecs (2-1).

Marcus Hendrickson connected on 27 of 50 passes for 434 yards and four TDs for North Dakota (2-1). Three TDs went to Greg Hardin, who had eight receptions for 142 yards.

Hendrickson's 15-yard scoring pass in to Tyrhe Ivery brought North Dakota within 49-41 with 6:17 remaining. UND got the ball back with 1:52 left, but came up a half-yard short on a fourth down pass play at its 38-yard line, and San Diego State ran out the clock.

Katz completed 8 of 11 passes for 195 yards in the first half, throwing TD strikes to Brice Butler (44 yards), Colin Lockett (37 yards) and Gavin Escobar (20 yards) as the Aztecs built a 35-20 halftime lead.

Escobar finished with five receptions for 117 yards.

The temperature at kickoff was 97 degrees, the hottest for a San Diego State home game since Sept. 8, 1984, when it was 93 for a contest against UCLA.

	1	2	3	4	Total
North Dakota	14	6	7	14	41
San Diego State	21	14	7	7	49

SD - McFadden 28-yd interception return (Marden kick) (12:23, 1st)
SD - Butler 44-yd pass f/Katz (Marden kick), 3-56, 1:09 (8:44, 1st)
ND - Hardin 53-yd pass f/Hendrickson (Miller kick), 2-75, 0:34 (8:10, 1st)
SD - Lockett 37-yd pass f/Katz (Marden kick), 6-75, 2:40 (5:30, 1st)
ND - Hardin 7-yd pass f/Hendrickson (Miller kick), 10-75, 5:07 (0:23, 1st)
SD - Muema 15-yd run (Marden kick), 10-75, 4:43 (10:40, 2nd)
ND - Miller 35-yd field goal, 11-58, 4:20 (6:20, 2nd)
SD - Escobar 20-yd pass f/Escobar (Marden kick), 4-68, 1:18 (5:02, 2nd)
ND - Miller 43-yd field goal, 9-49, 4:30 (0:32, 2nd)
ND - Sutton 1-yd run (Miller kick), 12-95, 4:41 (6:38, 3rd)
SD - Kazee 10-yd run (Marden kick), 5-89, 2:20 (4:18, 3rd)
ND - Hardin 36-yd pass f/Hendrickson (Miller kick), 11-75, 4:27 (14:51, 4th)
SD - Kazee 1-yd run (Marden kick), 9-75, 4:20 (10:31, 4th)
ND - Ivery 15-yd pass f/Hendrickson (Miller kick), 11-82, 4:14 (6:17, 4th)

	NO. DAKOTA	SDSU
FIRST DOWNS	25	27
Rushing	4	15
Passing	17	9
Penalty	4	3
RUSHING YARDAGE	55	292
Rushing Attempts	27	42
Average Per Rush	2.0	7.0
TDs Rushing	1	3
Yards Gained Rushing	96	303
Yards Lost Rushing	41	11
PASSING YARDAGE	434	241
Completions-Attempts-Int	27-50-1	11-19-0
Average Per Pass	8.7	12.7
Average Per Catch	16.1	21.9
TDs Passing	4	3
TOTAL OFFENSE	489	533
Total Plays	77	61
Average Per Play	6.4	8.7
FUMBLES-Lost	1-0	1-0
PENALTIES-Yards	10-52	8-85
PUNTS-Yards	2-87	2-96
Average Per Punt	43.5	48.0
Net Punt Average	33.5	48.0
Inside 20	0	1
50+ Yards	1	1
Touchbacks	0	0
Fair catch	0	2

KICKOFFS-Yards	8-506	8-500
Average Per Kickoff	63.2	62.5
Net Yards Per Kickoff	43.2	41.0
Touchbacks	2	6
PUNT RETURNS: #-Yds-TD	0-0-0	1-20-0
Average Per Return	0.0	20.0
KICKOFF RETURNS: #-Yds-TD	2-22-0	5-120-0
Average Per Return	11.0	24.0
INTERCEPTIONS: #-Yds-TD	0-0-0	1-28-1
FUMBLE RETURNS: #-Yds-TD	0-0-0	0-0-0
POSSESSION TIME	32:48	27:12
THIRD-DOWN CONVERSIONS	6 of 14	3 of 8
FOURTH-DOWN CONVERSIONS	2 of 3	0 of 1
RED-ZONE SCORES-CHANCES	4-4	4-4
Touchdowns	3-4	4-4
Field goals	1-4	0-4
SACKS BY-Yards	1-6	4-18
PAT KICKS	5-5	7-7
FIELD GOALS	2-2	0-1

INDIVIDUAL STATS

Rushing (Atts.-Yards-TDs): UND: Hendrickson 11-36-0; Sutton 8-24-1; Miller 7-6-0; Team 1-(-11)-0. SDSU: Muema 13-124-1; Kazee 18-105-2; Katz 8-60-0; Young 1-3-0; Ruffin 1-2-0; Team 1-(-2)-0.

Passing (Comp.-Att.-Int., Yards, TDs): UND: Hendrickson 27-50-1, 434, 4. SDSU: Katz 11-18-0, 241, 3; Team 0-1-0, 0, 0.

Receiving (No.-Yards-TDs): UND: Hardin 8-142-3; Jackson 6-88-0; McGill 5-81-0; Golladay 3-47-0; Sutton 2-49-0; Ivery 1-15-1; Magstadt 1-11-0; Wisthoff 1-1-0. SDSU: Escobar 5-117-1; Butler 3-66-1; Lockett 1-37-1; Roberts 1-13-0; Young 1-8-0.

TEAM NOTES

* San Diego State had a pair of 100-yard rushers for the first time since 1998 and the 15th time in program history. The Aztecs are 14-1 all-time when having multiple 100-yard rushers.

* SDSU and North Dakota combined for 90 points tonight. That was tied for the eighth-most total points in a San Diego State game in program history and matched the most since Nov. 26, 1994 when the Aztecs and Fresno State combined for 91 points (Fresno State won, 49-42).

* San Diego State defeated a team with a six-game winning streak for the first time since at least 2002. The Aztecs were 0-8 against teams (since 2002) with a six-game winning streak heading into today (0-2 under Tom Craft, 0-3 under Chuck Long and 0-2 under Brady Hoke).

* SDSU has now won eight straight September home games, which is the second-longest September home winning streak in the Division I era. The team's last loss in a September home game was a 52-23 setback to 24th-ranked Cincinnati on Sept. 29, 2007. The school record is 23 consecutive home wins during September, spanning the 1962-1979 seasons (12 consecutive in the Division I ERA (1969-79)).

* San Diego State has posted a winning record after three games for the third consecutive season (2-1 in 2010, 3-0 in 2011, 2-1 in 2012). Prior to 2010, the Aztecs did not have a winning record after three contests for the five seasons from 2005 through 2009.

* Leon McFadden's interception return for a touchdown in the first quarter was San Diego State's first defensive touchdown since Nov. 13, 2010 at No. 3 TCU.

* McFadden's interception return for a touchdown was the team's first since Nov. 28, 2009, when Luke Laolagi returned one at UNLV.

* North Dakota's passing touchdown in the first quarter was the first allowed by the Aztecs since the first quarter of the Washington game. There was 114 minutes, 25 seconds (114:25) of game time in between the two touchdown passes.

WEATHER NOTES

* Tonight's game time temperature of 97 degrees is tied for the second-warmest contest (also Sept. 8, 2001 at Arizona

State) San Diego State has played in the Division I era (since 1969). The only warmer game was 99 degrees at Arizona on Sept. 16, 2000.

* It is the warmest home game for the Aztecs in the Division I era (previous warmest was 93 degrees against UCLA on Sept. 8, 1984.)

TRENDS

* SDSU has scored 42 or more points in consecutive games for the first time since 1996.

* The Aztecs' 21 points were their most in the first quarter since scoring 24 in a 38-21 win over Idaho State on Sept. 4, 2004.

* SDSU improved to 8-0 in the Rocky Long era when leading after three quarters.

* SDSU has now scored a touchdown in 67 consecutive games.

PLAYER NOTES

Adam Muema, So., RB (18 att., 124 yds., 1 TD)

* Broke 100 yards rushing for the first time this season and second time of his career.

* Scored his third rushing touchdown of the season, sixth of his career and seventh overall (one receiving).

* He now has a rushing touchdown in four consecutive games.

Walter Kazee, Sr., RB (18 att., 105 yds., 2 TDs)

* Rushed for 105 yards on 18 carries to move into 18th on SDSU's career rushing list. He now has 1,272 for his career and passed Mario Mendez (1,168 from 1961-63), Michael Franklin (1,216 from 2002-05), Bill Kramer (1,225 from 1973-74), Monty Reed (1,231 from 1974-75), Jim Allison (1,233 from 1963-64), Lloyd Edwards (1,251 from 1967-78) and Mike Waters (1,266 from 1983-84) tonight.

* Broke 100 yards rushing for the third time of his career and first since 2009 (his freshman season).

* Scored two rushing touchdowns, giving him four for the season and 13 for his career. He has eight rushing scores over his last five games.

Ryan Katz, Sr., QB (11-for-18, 241 yds., 3 TDs)

* Finished with 241 passing yards, his most since a 393-yard game at Arizona on Oct. 9, 2010 (while playing for Oregon State).

* Finished with a 228.58 efficiency rating, which was the seventh-best mark in a game in program history.

* Threw a career-high three touchdown passes.

* Each of his five touchdown passes this season have gone to different receivers.

Gavin Escobar, Jr., TE (5 rec., 117 yards, 1 TD)

* Had his first 100-yard receiving game of the season and third of his career.

* Caught a 20-yard touchdown pass, his first of the season and 12th of his career.

Brice Butler, Sr., WR (3 rec., 66 yds., 1 TD)

* Caught a 44-yard touchdown pass from Ryan Katz in the first quarter, his first-ever catch and touchdown as an Aztec.

* The 44-yard catch was a career long.

Colin Lockett, Jr., WR (1 rec., 37 yards, 1 TD)

* Caught a 37-yard touchdown pass in the first quarter, his first of the season and ninth of his career.

Leon McFadden, Sr., DB (6 tackles, 1 INT for TD, 2 PBU's)

* Returned an interception 28 yards for a touchdown on North Dakota's first offensive play of the game. It was his first career touchdown.

* It also was his first interception of the season and sixth of his career.

* Had two pass breakups, giving him 29 for his career. That is tied with Jeff Shoate (2001-03), Marlon Andrews (1989-90) and Mike Fox (1979-82) for the fifth most in program history.

GAME #4 RECAP: SAN JOSE STATE 38, SDSU 34

GAME #4

San Jose State	38
San Diego State	34

Sept. 22, 2012 | San Diego, Calif.
Qualcomm Stadium | 24,103

SAN DIEGO -- Adam Muema rushed for a career-high 202 yards, but San Diego State was outscored, 21-10, in the final quarter of a 38-34 loss to San Jose State at Qualcomm Stadium. The crazy final quarter featured one tie and four lead changes.

Muema got his 202 yards on a career-high 25 carries and scored on a 83-yard touchdown run. Muema became the 18th Aztec in program history with a 200-yard rushing game.

Walter Kazez added 90 yards and a touchdown on the ground, while Ryan Katz threw for 213 yards and two scores. Gavin Escobar led SDSU with five catches and a touchdown for 46 yards, while Colin Lockett had three receptions for 73 yards, including a 40-yard TD catch with just 2:24 remaining to put San Diego State up, 34-31.

Behind quarterback David Fales, the Spartans rallied with a 5-play, 65-yard drive that culminated with a 14-yard pass to Chandler Jones with just 50 seconds left.

It was the final dagger for the Aztecs, who couldn't mount one more comeback.

Fales finished the game 21-for-31 for 260 yards and four touchdowns to give SJSU its third straight win in the series.

	1	2	3	4	Total
San Jose State	3	14	0	21	38
San Diego State	0	17	7	10	34

- SJ** - Lopez 43-yd field goal, 4-2, 1:02 (4:01, 1st)
- SD** - Muema 83-yd run (Marden kick), 3-92, 1:32 (11:01, 2nd)
- SJ** - Ervin 97-yd kickoff return (Lopez kick) (10:46, 2nd)
- SD** - Kazez 8-yd run (Marden kick), 11-75, 5:49 (4:57, 2nd)
- SJ** - Liaina 1-yd pass f/Fales (Lopez kick), 4-22, 1:48 (3:09, 2nd)
- SD** - Marden 25-yd field goal, 9-73, 2:20 (0:49, 2nd)
- SD** - Escobar 2-yd pass f/Katz (Marden kick), 14-90, 6:59 (0:42, 3rd)
- SJ** - Grigsby 21-yd pass f/Fales (Lopez kick), 7-80, 2:28 (11:28, 4th)
- SD** - Marden 41-yd field goal, 13-59, 5:55 (5:33, 4th)
- SJ** - Otten 15-yd pass f/Fales (Lopez kick), 5-77, 2:07 (3:26, 4th)
- SD** - Lockett 40-yd pass f/Katz (Marden kick), 4-71, 1:02 (2:24, 4th)
- SJ** - Jones 14-yd pass f/Fales (Lopez kick), 5-65, 1:34 (0:50, 4th)

	SJSU	SDSU
FIRST DOWNS	21	29
Rushing	4	13
Passing	15	12
Penalty	2	4
RUSHING YARDAGE	77	271
Rushing Attempts	23	55
Average Per Rush	3.3	4.9
TDs Rushing	0	2
Yards Gained Rushing	92	325
Yards Lost Rushing	15	54
PASSING YARDAGE	290	213
Completions-Attempts-Int	22-32-1	17-29-0
Average Per Pass	9.1	7.3
Average Per Catch	13.2	12.5
TDs Passing	4	2
TOTAL OFFENSE	367	484
Total Plays	55	84
Average Per Play	6.7	5.8
FUMBLES-Lost	2-1	5-2
PENALTIES-Yards	9-86	5-40
PUNTS-Yards	4-165	4-163
Average Per Punt	41.2	40.8
Net Punt Average	33.2	40.8
Inside 20	1	1
50+ Yards	0	0

Touchbacks	1	0
Fair catch	0	3
KICKOFFS-Yards	7-434	7-368
Average Per Kickoff	62.0	52.6
Net Yards Per Kickoff	43.0	16.4
Touchbacks	1	0
PUNT RETURNS: #-Yds-TD	0-0-0	2-12-0
Average Per Return	0.0	6.0
KICKOFF RETURNS: #-Yds-TD	7-253-1	6-113-0
Average Per Return	36.1	18.8
INTERCEPTIONS: #-Yds-TD	0-0-0	1-0-0
FUMBLE RETURNS: #-Yds-TD	0-0-0	0-0-0
POSSESSION TIME	22:05	37:55
THIRD-DOWN CONVERSIONS	4 of 10	8 of 17
FOURTH-DOWN CONVERSIONS	0 of 0	1 of 2
RED-ZONE SCORES-CHANCES	3-4	4-4
Touchdowns	3-4	2-4
Field goals	0-4	2-4
SACKS BY-Yards	5-29	1-7
PAT KICKS	5-5	4-4
FIELD GOALS	1-1	2-2

INDIVIDUAL STATS

Rushing (Atts.-Yards-TDs): SJSU: Eskridge 11-56-0; Jurich 5-21-0; Ervin 3-5-0; Grigsby 1-4-0; Liaina 1-3-0; Team 1-(-1)-0; Fales 1-(-7)-0. **SDSU:** Muema 25-202-1; Kazez 17-90-1; Lockett 1-15-0; Dingwell 2-3-0; Team 1-(-15)-0; Katz 9-(-24)-0.

Passing (Comp.-Att.-Int., Yards, TDs): SJSU: Fales 21-31-1, 260, 4; Jurich 1-1-0, 30, 0. **SDSU:** Katz 17-27-0, 213, 2; Dingwell 0-2-0, 0, 0.

Receiving (No.-Yards-TDs): SJSU: Otten 5-84-1; Carr 5-73-0; Jones 4-52-1; Eskridge 3-25-0; Grigsby 2-29-1; Tutitupou 1-19-0; Nunn 1-7-0; Liaina 1-1-1. **SDSU:** Escobar 5-46-1; Lockett 3-73-1; Sandifer 3-21-0; Young 2-29-0; Denso 1-21-0; Ruffin 1-11-0; Butler 1-10-0; Vizzi 1-2-0.

TEAM NOTES

* **Average starting fielding position:** San Jose State's 47-yard line; San Diego State 18-yard line. The -29-yard margin in average fielding position is the worst in the 503 Division I games played in school history. The Aztecs are now 0-19-1 when owning a 15-yard margin in average field position or worse in a game.

* **Total offense:** San Diego State - 484 yards; San Jose State - 367 yards. This marks a rare loss when San Diego State has this wide of an advantage in total offense. The Aztecs drop to 125-11-1 in the Division I era when owning a 117-yard or greater advantage in total offense.

* SDSU had won eight consecutive September home games prior to tonight, which was the second-longest September home winning streak in the Division I era. The team's last loss (before tonight) in a September home game was a 52-23 setback to 24th-ranked Cincinnati on Sept. 29, 2007.

* Through 17 games, Rocky Long is now 10-7 as San Diego State's head coach. That is still the best 17-game start to an Aztec coaching career since Claude Gilbert opened his tenure with a 14-2-1 record in the 1973 and 1974 seasons.

* San Diego State had a fumble on a punt return in the first quarter. It was the team's first turnover since the third quarter of the opening game at Washington. SDSU went 160 minutes, 10 seconds (160:10) of game time without a turnover until the Tim Vizzi fumble.

* San Diego State later fumbled on offense. The Aztecs had gone 164 offensive plays without a turnover prior to the Walter Kazez fumble.

* SDSU allowed a kickoff return for a touchdown. It was the first allowed by San Diego State since Oct. 28, 2000 vs. Colorado State.

* The Aztecs gained over 200 yards rushing for the eighth time in 12 games.

TRENDS

* SDSU has now scored a touchdown in 68 consecutive games.

* San Diego State dropped to 7-1 in the Rocky Long era when leading after three quarters.

SERIES NOTES

* San Diego State drops to 15-19-2 all-time against San Jose State, including a 9-6-1 mark at home.

* The Aztecs have lost three straight against the Spartans after winning the previous seven meetings.

PLAYER NOTES

Adam Muema, So., RB (25 att., 202 yds., 1 TD)

* Had a career-high 202 yards on a career-high 25 carries (8.1 per rush).

* Became the 18th Aztec in program history to rush for 200 or more yards. It was the 36th time it's happened in school history.

* Broke 100 yards rushing for the second time this season, second straight game and third time of his career.

* Scored his fourth rushing touchdown of the season, seventh of his career and eighth overall (one receiving).

* He now has a rushing touchdown in five consecutive games.

* Had an 83-yard touchdown run, which was the 10th-longest rush in program history. It was also the eighth-longest carry ever against San Jose State.

Walter Kazez, Sr., RB (17 att., 90 yds., 1 TD)

* Scored a rushing touchdown, giving him a career-high five for the season and 14 for his career. He has nine rushing scores over his last six games.

* Passed Kevin O'Connell (2004-07) into 17th-place on the school's all-time rushing list. He now has 1,362 career rushing yards.

Ryan Katz, Sr., QB (17-for-27, 213 yds., 2 TDs, 0 INT)

* Threw a two touchdown passes. He now has nine career games with multiple touchdown passes (two this season).

* Completed a pass to eight different receivers, his most this season. His previous best was seven vs. Army.

Gavin Escobar, Jr., TE (5 rec., 46 yards, 1 TD)

* Had a 2-yard touchdown catch, giving him two for the season and 13 for his career.

* Had his 10th straight game with two or more receptions.

Colin Lockett, Jr., WR (3 rec., 73 yards, 1 TD)

* Caught a 40-yard touchdown pass in the first quarter, his second of the season and 10th of his career.

* The 73 yards were a season high.

Nick Tenhaeff (4 tackles, 2.0 TFL, 1.0 sacks, 1 FF)

* Forced his first fumble of the season in the first quarter and second of his career.

* Picked up his first sack of the season in the first quarter and the third of his career.

Leon McFadden (1 tackle, 1 INT, 3 PBU)

* Had his second interception of the season and seventh of his career. He has an interception in back-to-back games.

* Had three pass breakups to move into sole possession of fifth place on the school's all-time list with 32.

Chance Marden (2-for-2 FGs, 4-for-4 PATs)

* Made the first two field goals of his career, a 25-yarder and a 41-yarder.

* The 41-yard field goal was the longest since Abel Perez hit a 42-yarder last year vs. Army (Sept. 10).

GAME #5 RECAP: FRESNO STATE 52, SDSU 40

GAME #5	
San Diego State	40
Fresno State	52

Sept. 29, 2012 | Fresno, Calif.
Bulldog Stadium | 33,894

FRESNO, Calif. -- Derek Carr threw for a career-high 536 yards and five touchdowns to lead Fresno State over San Diego State in the Mountain West opener for both teams at Bulldog Stadium.

It was a back and forth game as the Aztecs led by as many as 14 in the first quarter and trailed by as many as 13 in the second quarter. SDSU took its final lead at 40-36 early in the second half when Leon McFadden returned an interception 96 yards for a touchdown. It was his third straight game with an interception and second interception return for a touchdown in three contests.

Carr, however, hit Isaiah Burse with a 31-yard touchdown pass and, following a 27-yard field goal by Quentin Breshears, tossed a 5-yard TD to Rashad Evans to give the Bulldogs a win in their first-ever Mountain West game.

Ryan Katz passed for 160 yards and two touchdowns for San Diego State and led all rushers with 89 yards on 13 carries, including a career-long 67-yard run.

Adam Muema rushed for 64 yards and scored two touchdowns, while Brice Butler (8 yards) and D.J. Shields (5 yards) each caught a touchdown pass.

Eric Pinkins scored on a 32-yard interception return for a touchdown, giving the Aztecs three in the past three contests after not having one the previous 28 games.

	1	2	3	4	Total
San Diego State	21	6	13	0	40
Fresno State	7	29	10	6	52

- SD - Muema 5-yd run (Marden kick), 2-38, 0:45 (9:23, 1st)
- SD - Pinkins 32-yd interception return (Marden kick) (9:15, 1st)
- FS - Rouse 1-yd run (Breshears kick), 8-73, 2:19 (6:50, 1st)
- SD - Muema 27-yd run (Marden kick), 3-61, 1:15 (0:59, 1st)
- FS - Rouse 1-yd run (Breshears kick), 8-86, 3:14 (12:40, 2nd)
- FS - Harper 37-yd pass f/Carr (Breshears kick), 1-37, 0:07 (11:01, 2nd)
- FS - Evans 9-yd pass f/Carr (Breshears kick failed), 3-18, 0:50 (8:25, 2nd)
- FS - Evans 8-yd pass f/Carr (Breshears kick), 6-50, 1:43 (3:34, 2nd)
- SD - Shields 5-yd pass f/Katz (Marden kick blocked), 5-78, 2:12 (1:17, 2nd)
- FS - Washington PAT return (1:17, 2nd)
- SD - Butler 8-yd pass f/Katz (Marden kick), 6-55, 2:26 (11:26, 3rd)
- SD - McFadden 96-yd interception return (Katz pass failed) (9:09, 3rd)
- FS - Burse 31-yd pass f/Carr (Breshears kick), 6-78, 1:51 (7:12, 3rd)
- FS - Breshears 27-yd field goal, 11-60, 5:12 (1:39, 3rd)
- FS - Evans 5-yd pass f/Carr (Carr pass failed), 6-45, 2:13 (6:50, 4th)

	SDSU	FS
FIRST DOWNS	14	32
Rushing	7	8
Passing	6	21
Penalty	1	3
NET YARDS RUSHING	179	110
Rushing Attempts	40	31
Average Per Rush	4.5	3.5
TDs Rushing	2	2
Yards Gained Rushing	228	139
Yards Lost Rushing	49	29
NET YARDS PASSING	160	536
Completions-Attempts-Int	13-23-3	42-56-2
Average Per Pass	7.0	9.6
Average Per Catch	12.3	12.8
TDs Passing	2	5
TOTAL OFFENSE YARDS	339	646
Total Plays	63	86
Average Per Play	5.4	7.5

FUMBLES-Lost	3-2	3-2
PENALTIES -Yards	8-68	8-64
PUNTS-Yards	5-220	3-126
Average Per Punt	44.0	42.0
Net Punt Average	41.4	42.0
Inside 20	1	1
50+ Yards	2	0
Touchbacks	0	0
Fair catch	1	2
KICKOFFS-Yards	7-458	9-573
Average Per Kickoff	65.4	63.7
Net Yards Per Kickoff	47.6	46.7
Touchbacks	2	2
PUNT RETURNS: #-Yds-TD	0-0-0	3-13-0
Average Per Return	0.0	4.3
KICKOFF RETURNS: #-Yds-TD	7-103-0	5-85-0
Average Per Return	14.7	17.0
INTERCEPTIONS: #-Yds-TD	2-128-2	3-17-0
FUMBLE RETURNS: #-Yds-TD	0-0-0	0-0-0
POSSESSION TIME	27:35	32:25
THIRD-DOWN CONVERSIONS	4 of 13	5 of 10
FOURTH-DOWN CONVERSIONS	1 of 2	0 of 1
RED-ZONE SCORES-CHANCES	3-3	6-8
Touchdowns	3-3	5-8
Field goals	0-3	1-8
SACKS BY-Yards	0-0	5-35
PAT KICKS	4-5	5-6
FIELD GOALS	0-0	1-1

INDIVIDUAL STATS

Rushing (Atts.-Yards-TDs): SDSU: Katz 13-89-0; Muema 13-64-2; Kazee 13-30-0; Team 1-(-4)-0. FS: Rouse 21-70-2; Carr 5-34-0; Knox 1-5-0; Root 1-3-0; Team 2-(-2)-0.
Passing (Comp.-Att.-Int., Yards, TDs): SDSU: Katz 13-23-3, 160, 2. FS: Carr 42-56-2, 536, 5.
Receiving (No.-Yards-TDs): SDSU: Butler 3-39-1; Shields 3-18-1; Ruffin 2-40-0; Escobar 1-33-0; Muema 1-12-0; Sandifer 1-10-0; Kazee 1-5-0; Lockett 1-3-0. FS: Evans 10-100-3; Harper 9-120-1; Adams 8-102-0; Rouse 7-65-0; Burse 5-84-1; Dean 2-39-0; Root 1-26-0.

TEAM NOTES

* San Diego State saw its three-game conference road winning streak snapped, along with its five-game Mountain West road winning streak against unranked teams.
 * The Aztecs now have two interceptions returned for a touchdown in the past three games. They had gone 28 games in between without returning an interception for a touchdown.

TRENDS

* SDSU has now scored a touchdown in 69 consecutive games.
 * San Diego State has scored 56 points in the first quarter of its past four games and that includes no points vs. San Jose State last week.
 * The Aztecs won the coin toss and received the ball to start the game. SDSU has received the ball in all five games this season.
 * San Diego State held its opponent scoreless on its opening drive for the fourth straight game.
 * The Aztecs have held their opponent scoreless on all five of their opening drives of the second half.

SERIES NOTES

* San Diego State now trails the all-time series with Fresno State by a 27-21-4 margin. The Aztecs still own a 13-10-2 series advantage in games played in Fresno.
 * SDSU has still won five of the last seven in the series.

PLAYER NOTES

Adam Muema, So., RB (13 att., 64 yds., 2 TDs)
 * Scored two rushing touchdowns, giving him six for the season, nine for his career and 10 overall (one receiving).
 * It was his second career game with multiple touchdowns (also Boise State last year (Nov. 19)), when he had three (two rushing, one receiving).
 * He now has a rushing touchdown in six consecutive games.
 * Had his first career fumble (and fumble lost) in the second quarter. He had gone 117 career touches without a fumble.

Ryan Katz, Sr., QB (13-for-23, 160 yds., 2 TDs | 13 att., 89 yds.)
 * Threw two touchdowns, his 10th career game with multiple touchdown passes and third straight game with two or more.
 * Threw his first interception in 92 attempts (91 in between interceptions) after the pass was deflected by an Aztec receiver. His last interception prior to tonight was his second pass attempt at Washington.
 * Had a career-long 67-yard rush, which was also the second-longest play of the season by the Aztecs.
 * Rushed for a career-high 89 yards on 13 carries. His previous best was 77 in the season opener at Washington (Sept. 1).
 * Had 50 career rushing yards in Oregon State in three seasons. This year he already has 211.

Brice Butler, Sr., WR (3 rec., 39 yds., 1 TD)

* Had his second touchdown catch of the season and fifth of his career.

D.J. Shields, Sr., TE (3 rec., 18 yds., 1 TD)

* Tied his career high with three receptions (also had three at UNLV as a freshman on Nov. 28, 2009).
 * Had his second career touchdown catch and first since Oct. 30, 2010 at Wyoming.
 * D.J Shields caught his first pass since Oct. 30, 2010, when had he had two receptions at Wyoming.

Leon McFadden, Sr., DB (5 tackles, 1 INT, 1 PBU, 1 TD)

* Had his third interception of the season and eighth of his career. He has an interception in three straight games.
 * Ran an interception back 96 yards for a touchdown, his second in three games. The 96-yard interception return for a touchdown was tied for the sixth longest in school history and the longest since 1986.
 * He is just the second player in program history with two interception returns for a touchdown in a season (also Tory Nixon in 1984).
 * He now only trails Ricky Parker (3 from 1993-96) for the most interceptions returned for a touchdown in school history).

* He now has 186 career interception return yards, which ranks sixth in program history.

Eric Pinkins, Jr., DB (8 tackles, 1 INTs, 1 TD)

* Had his second interception of the season and career.
 * Returned an interception for a touchdown, the first of his career.
 * Had a career-high 8 tackles.

OTHER NOTES

* Jordan Thomas and Vaness Harris each forced the first fumble of their career.
 * Josh Wade and Jake Fely each recovered the first fumble of their career.
 * King Holder (9) and Josh Gavert (7) had career highs in tackles.
 * Three made their first career start tonight with the Aztecs, including Brice Butler (also had six starts while at USC), Cody Galea and Josh Gavert.

GAME #6 RECAP: SDSU 52, HAWAII 14

GAME #6	
Hawai'i	14
San Diego State	52

Oct. 6, 2012 | San Diego, Calif.
Qualcomm Stadium | 50,586

SAN DIEGO -- Ryan Katz rushed for three touchdowns and passed for another two as San Diego State avoided a three-game losing streak with a 52-14 victory over Hawai'i at Qualcomm Stadium.

Katz rushed for 57 yards, including scoring runs of 27, 34 and nine yards to become the first Aztec quarterback with three rushing touchdowns in a game since Kevin O'Connell had three at Colorado State on Oct. 6, 2007.

Katz added 190 yards through the air with two touchdown passes - a 36-yard strike to Brice Butler and a 31-yard completion to Adam Muema - to finish with 247 yards of total offense.

Muema added a 1-yard touchdown run and ended the night with 77 yards on 20 carries, while Chase Price got in the end zone for the first time of his career with a 2-yard touchdown run in the fourth quarter.

The SDSU defense limited the Warriors to 173 total yards of offense and forced three turnovers.

The game was played before 50,586 fans, which was the 13th-largest home game in program history. The San Diego State offense put up some fireworks prior to the annual SkyShow game, as its 52 points were its most since also scoring 52 against Portland State on Sept. 22, 2007.

	1	2	3	4	Total
Hawai'i	0	7	7	0	14
San Diego State	14	21	3	14	52

- SD - Katz 27-yd run (Marden kick), 7-59, 3:38 (8:28, 1st)
- SD - Muema 1-yd run (Marden kick), 5-18, 2:32 (5:50, 1st)
- SD - Katz 34-yd run (Marden kick), 4-44, 1:51 (12:50, 2nd)
- UH - Davis 1-yd pass f/Schroeder (Hadden kick), 4-17, 1:49 (8:01, 2nd)
- SD - Butler 36-yd pass f/Katz (Marden kick), 6-72, 1:53 (6:08, 2nd)
- SD - Katz 9-yd run (Marden kick), 4-29, 0:41 (0:24, 2nd)
- UH - Gregory 3-yd run (Hadden kick), 9-78, 3:50 (11:10, 3rd)
- SD - Marden 35-yd field goal, 8-22, 3:35 (2:41, 3rd)
- SD - Muema 31-yd pass f/Katz (Marden kick), 6-69, 2:47 (13:32, 4th)
- SD - Price 2-yd run (Marden kick), 15-58, 8:09 (3:40, 4th)

	HAWAII	SDSU
FIRST DOWNS	12	27
Rushing	4	13
Passing	6	11
Penalty	2	3
RUSHING YARDAGE	61	194
Rushing Attempts	30	51
Average Per Rush	2.0	3.8
TDs Rushing	1	5
Yards Gained Rushing	98	231
Yards Lost Rushing	37	37
PASSING YARDAGE	112	218
Completions-Attempts-Int	14-28-0	17-33-0
Average Per Pass	4.0	6.6
Average Per Catch	8.0	12.8
TDs Passing	1	2
TOTAL OFFENSE	173	412
Total Plays	58	84
Average Per Play	3.0	4.9
FUMBLES-Lost	4-3	0-0
PENALTIES-Yards	6-62	6-60
PUNTS-Yards	7-301	6-228
Average Per Punt	43.0	38.0
Net Punt Average	37.6	30.3
Inside 20	1	1
50+ Yards	1	1
Touchbacks	0	1
Fair catch	3	0
KICKOFFS-Yards	3-185	9-551
Average Per Kickoff	61.7	61.2
Net Yards Per Kickoff	47.7	36.4
Touchbacks	0	0
PUNT RETURNS: #-Yds-TD	2-26-0	4-38-0
Average Per Return	13.0	9.5

KICKOFF RETURNS: #-Yds-TD	9-223-0	2-42-0
Average Per Return	24.8	21.0
INTERCEPTIONS: #-Yds-TD	0-0-0	0-0-0
FUMBLE RETURNS: #-Yds-TD	0-0-0	0-0-0
POSSESSION TIME	22:55	37:05
THIRD-DOWN CONVERSIONS	2 of 11	11 of 20
FOURTH-DOWN CONVERSIONS	0 of 2	0 of 0
RED-ZONE SCORES-CHANCES	2-2	4-4
Touchdowns	2-2	3-4
Field goals	0-2	1-4
SACKS BY: #-Yards	4-27	2-23
PAT KICKS	2-2	7-7
FIELD GOALS	0-0	1-1

INDIVIDUAL STATS

Rushing (Atts.-Yards-TDs): UH: Gregory 22-81-1; Lister 2-9-0; Jackson 2-0-0; Davis 1-(-1)-0; Schroeder 2-(-23)-0. SDSU: Muema 20-77-1; Katz 10-57-3; Kazee 4-24-0; Price 9-22-1; Garrett 2-14-0; Ruffin 1-10-0; Hazely 1-5-0; Team 2-(-6)-0; Dingwell 2-(-9)-0.

Passing (Comp.-Att.-Int., Yards, TDs): UH: Schroeder 14-28-0, 112, 1; SDSU: Katz 15-29-0, 190, 2; Dingwell 2-4-0, 28, 0.

Receiving (No.-Yards-TDs): UH: Stutzmann 6-36-0; Davis 4-29-1; Ostrowski 2-24-0; Bright 2-23-0. SDSU: Ruffin 4-43-0; Denso 2-32-0; Sandifer 2-24-0; Escobar 2-16-0; Kazee 2-10-0; Butler 1-36-1; Muema 1-31-1; Shields 1-18-0; Vizzi 1-7-0; Young 1-1-0.

TEAM NOTES

- * Tonight's attendance was 50,586, which is the 13th-largest SDSU home game in program history.
- * San Diego State's 52 points were its most in a game since also scoring 52 against Portland State on Sept. 22, 2007 in a 52-17 win, which was also in a SkyShow game.
- * The Aztecs' 38-point win was their largest since a 47-0 victory over Nicholls State in the 2010 opener.
- * SDSU scored five rushing touchdowns for the first time since scoring five vs. Fresno State on Dec. 3, 2011.
- * With the win, San Diego State avoided a three-game losing streak. The Aztecs haven't lost three consecutive games since dropping four straight to close out the 2009 campaign.
- * San Diego State limited Hawai'i to just 173 total yards, its fewest allowed since yielding 162 vs. New Mexico on Nov. 5, 2011.
- * SDSU has had three players with multiple rushing touchdowns in a game this season (Ryan Katz tonight, Walter Kazee twice and Adam Muema once).
- * San Diego State led by 28 points at the half (35-7), its largest lead at the half since leading Utah State, 28-0, on Sept. 25, 2010.
- * The Aztecs scored 21 points in the second quarter, their most in the second quarter since scoring 21 vs. Portland State on Sept. 22, 2007, also in a SkyShow game.
- * SDSU has received the ball first in all six games this season.
- * San Diego State has held their opponent scoreless on their opening drive for the fifth straight game.
- * The Aztecs gave up a point on their opponents opening drive of the second half for the first time this season.
- * SDSU had an 8-minute, 9-second (8:09) scoring drive in the fourth quarter, its longest drive of the season.

- * SDSU has held their opponent scoreless on their opening drive for the fifth straight game.
- * The Aztecs gave up a point on their opponents opening drive of the second half for the first time this season.
- * SDSU had an 8-minute, 9-second (8:09) scoring drive in the fourth quarter, its longest drive of the season.

TRENDS

- * SDSU improved to 7-2 in SkyShow games. San Diego State has won four consecutive SkyShow contests with its last loss coming to Air Force (35-10) in 2008.
- * The Aztecs have scored 217 points over their last five games, their highest five-game total since midway through the 1996 campaign (232 points).
- * SDSU has scored 30 or more points in 10 of the last 11 games.
- * San Diego State has 400 or more yards of total offense in 11 of its last 15 contests.
- * The Aztecs have now scored a touchdown in 70 consecutive games.
- * SDSU has at least one rushing touchdown in 14 consecutive games (dating back to the Oct. 8, 2011 contest vs. TCU), its longest stretch since a 19-game stretch from Nov. 25, 1989-Oct. 12, 1991.

- * San Diego State has multiple rushing touchdowns in five straight games.
- * The Aztecs improved to 3-1 this season and 7-3 in the Rocky Long era when scoring first.
- * SDSU improved to 3-1 this year and 8-1 in the Rocky Long era when leading after the first quarter.
- * San Diego State improved to 3-0 this season and 6-0 in the Rocky Long era when leading at the half.
- * The Aztecs improved to 3-1 this season and 10-2 in the Rocky Long era when leading after three quarters.
- * SDSU has scored 70 points in the first quarter of its last five games and that includes zero points for San Jose State two weeks ago.

SERIES NOTES

- * SDSU improves to 16-9-2 all-time against Hawai'i.
- * San Diego State has won six straight at home against the Warriors and is 8-3 (7-2 at Qualcomm Stadium/Jack Murphy Field) all-time at home in the series.
- * Since 1990, the Aztecs are 10-2 against Hawai'i, winning by a 506-262 (42.2-21.8) margin.

PLAYER NOTES

- Ryan Katz, Sr., QB (15-for-29, 190 yds, 2 TDs) | 10 att, 57 yds, 3 TDs
- * Had his first three rushing touchdowns as an Aztec and now has five for his career. His last rushing touchdown prior tonight was Oct. 16, 2010 at Washington while he was with Oregon State.
- * Became the first Aztec with three or more rushing touchdowns in a game since Ronnie Hillman had four vs. Fresno State on Dec. 3, 2011.
- * Became the first Aztec quarterback with three rushing touchdowns since Kevin O'Connell had three at Colorado State on Oct. 6, 2007.
- * Threw two touchdown passes, his 10th and 11th of the season and 29th and 30th for his career.
- * Has thrown for two or more touchdowns in four straight games and 11 times in his career.
- * Has a touchdown pass in all six games as an Aztec.

Adam Muema, So., RB (20 att., 77 yds., 1 TD) | 1 rec., 31 yds., 1 TD

- * Scored his seventh rushing touchdown of the season and 10th of his career.
- * He now has a rushing touchdown in seven consecutive games.
- * Later added his second career receiving touchdown, giving him 12 career overall touchdowns (10 rushing, 2 receiving).
- * He now has three career multiple touchdown games, including two straight.

Brice Butler, Sr., WR (1 rec., 36 yds., 1 TD)

- * Caught his third touchdown as an Aztec and sixth of his career. He has a TD catch in back-to-back games for the first time in his career.

Chase Price, Fr., RB (9 att., 22 yds., 1 TD)

- * Had his first career rushing touchdown.

Derek Largent (3 tackles, 1.0 TFL, 1.0 sacks, 1 PBU, 1 FR)

- * Recovered his second fumble of the season (and career).
- * Had his first PBU of his career.
- * Picked up a sack and now has 2.5 for the year.

OTHER NOTES

- * King Holder got his first career start at cornerback.
- * Adam Dingwell completed his first career pass.
- * Gavin Escobar caught a pass for the 13th consecutive game.
- * Both Leon McFadden and Stan Sedberry forced their first career fumbles.
- * Eric Pinkins and Josh Gavert each had their first career fumble recovery.
- * Nick Tenhaeff had his second (2.0) sack of the season and fourth (4.0) of his career.
- * Jon Sanchez (4) and David Lamar (3) each set career highs in tackles.
- * Tim Vizzi had a career-long 28-yard punt return.

GAME #7 RECAP: SDSU 38, COLORADO ST. 14

GAME #7

Colorado State	14
San Diego State	38

Oct. 13, 2012 | San Diego, Calif.
Qualcomm Stadium | 27,133

SAN DIEGO -- Adam Muema rushed for two touchdowns and Ryan Katz passed for two scores and ran for another to lead San Diego State to a 38-14 victory over Colorado State at Qualcomm Stadium.

Muema had 105 yards on 14 carries, while Katz was 16-for-22 for 181 yards and no interceptions. Walter Kazee added 95 yards on the ground for the Aztecs, who finished without a penalty for the first time since Nov. 3, 1971 at San Jose State.

The SDSU defense forced three Ram turnovers (two interceptions by Derek Largent and a forced fumble by Josh Wade (recovered by Jake Fely) and turned them into three touchdowns and 21 points.

San Diego State took just four plays and 1:47 to score on its opening drive, culminating with a 51-yard run by Muema. CSU responded with a 15-play, 72-yard drive that took up 5:33 of clock time when M.J. McPeek found Kiv Cartwright on a 2-yard pass on four and goal.

The Aztecs scored 31 unanswered points before a 1-yard run by Tommey Morris in the fourth quarter doubled Colorado State's scoring total.

SDSU picked up its second consecutive win by 24 or more points for the first time since 1999.

	1	2	3	4	Total
Colorado State	7	0	0	7	14
San Diego State	7	10	14	7	38

- SD - Muema 51-yd run (Marden kick), 4-75, 1:47 (13:13, 1st)
- CS - Cartwright 2-yd pass f/McPeek (Roberts kick), 15-72, 5:33 (7:40, 1st)
- SD - Marden 34-yd field goal, 16-56, 7:48 (14:52, 2nd)
- SD - Young 7-yd pass f/Katz (Marden kick), 4-35, 2:04 (12:41, 2nd)
- SD - Katz 11-yd run (Marden kick), 2-14, 0:44 (14:10, 3rd)
- SD - Butler 15-yd pass f/Katz (Marden kick), 2-33, 0:33 (4:25, 3rd)
- SD - Muema 1-yd run (Marden kick), 8-63, 3:25 (11:59, 4th)
- CS - Morris 1-yd run (Roberts kick), 4-27, 2:12 (9:47, 4th)

	CSU	SDSU
FIRST DOWNS	19	23
Rushing	10	12
Passing	9	9
Penalty	0	2
RUSHING YARDAGE	121	218
Rushing Attempts	40	38
Average Per Rush	3.0	5.7
TDs Rushing	1	3
Yards Gained Rushing	154	233
Yards Lost Rushing	33	15
PASSING YARDAGE	214	181
Completions-Attempts-Int	24-35-2	16-22-0
Average Per Pass	6.1	8.2
Average Per Catch	8.9	11.3
TDs Passing	1	2
TOTAL OFFENSE	335	399
Total Plays	75	60
Average Per Play	4.5	6.7
FUMBLES-Lost	2-1	1-1
PENALTIES-Yards	5-61	0-0
PUNTS-Yards	1-46	1-37
Average Per Punt	46.0	37.0
Net Punt Average	46.0	30.0
Inside 20	1	1
50+ Yards	0	0
Touchbacks	0	0
Fair catch	1	0
KICKOFFS-Yards	3-195	7-446
Average Per Kickoff	65.0	63.7
Net Yards Per Kickoff	42.7	33.3
Touchbacks	2	4
PUNT RETURNS: #-Yds-TD	1-7-0	0-0-0
Average Per Return	7.0	0.0
KICKOFF RETURNS: #-Yds-TD	3-113-0	1-27-0
Average Per Return	37.7	27.0
INTERCEPTIONS: #-Yds-TD	0-0-0	2-5-0
FUMBLE RETURNS: #-Yds-TD	0-0-0	0-0-0

	31:30	28:30
THIRD-DOWN CONVERSIONS	8 of 14	5 of 10
FOURTH-DOWN CONVERSIONS	1 of 5	2 of 3
RED-ZONE SCORES-CHANCES	2-2	5-6
Touchdowns	2-2	4-6
Field goals	0-2	1-6
SACKS BY: #-Yards	2-10	3-25
PAT KICKS	2-2	5-5
FIELD GOALS	0-0	1-1

INDIVIDUAL STATS

Rushing (Atts.-Yards-TDs): CS: Nwoke 20-59-0; Morris 7-37-1; McPeek 3-17-0; Alexander 3-13-0; Hansley 2-10-0; Brown 2-(-1)-0; Smith 3-(-14)-0. **SDSU:** Muema 14-105-2; Kazee 14-95-0; Katz 8-20-1; Team 2-(-2)-0.

Passing (Comp.-Att.-Int., Yards, TDs): CS: Smith 18-22-1, 165, 0; McPeek 6-13-1, 49, 1. **SDSU:** Katz 16-22-0, 181, 2.

Receiving (No.-Yards-TDs): CS: Law 6-63-0; Cartwright 4-42-1; Hansley 3-20-0; Greenwood 3-20-0; Nwoke 2-14-0; Lovett 1-25-0; Gillmore 1-10-0; Alexander 1-10-0; Morris 1-6-0; Coffman 1-3-0; Levin 1-1-0. **SDSU:** Sandifer 4-49-0; Escobar 4-24-0; Butler 3-43-1; Young 2-14-1; Muema 1-32-0; Lockett 1-12-0; Kazee 1-7-0.

TEAM NOTES

* SDSU finished without a penalty in the game for the first time since Nov. 3, 1973 at San Jose State.

* The Aztecs have won by 24 or more points in consecutive games for the first time since 1999.

* San Diego State improved to 45-27-2 all-time in homecoming games. The Aztecs have now won two of their last three homecoming games after losing their previous seven in the annual contest.

* SDSU, which came into the game ranked 10th nationally (tied) with 14 forced turnovers, forced three tonight, giving it 10 in its last three games.

* San Diego State has received the ball first in all seven games this season.

* The Aztecs' 75-yard scoring drive to open up the game was their longest opening drive of the season.

* SDSU surrendered a touchdown on Colorado State's opening drive. It was the first points allowed by San Diego State on its opponents' opening drive since the opener at Washington.

* The Aztecs had a 16-play scoring drive in the second quarter, their most plays on a single drive this season.

Trends

* SDSU has now scored a touchdown in 71 consecutive games.

* San Diego State has scored 30 or more points in 11 of the last 12 games.

* The Aztecs have scored in eight consecutive quarters.

* SDSU has at least one rushing touchdown in 15 consecutive games (dating back to the Oct. 8, 2011 contest vs. TCU), its longest stretch since a 19-game streak from Nov. 25, 1989-Oct. 12, 1991.

* San Diego State has multiple rushing touchdowns in six straight games.

* The Aztecs scored on 20 consecutive red zone chances, including five tonight until failing on a fourth down conversion late in the fourth quarter.

* SDSU improved to 4-1 this season and 8-3 in the Rocky Long era when scoring first.

* San Diego State improved to 4-0 this season and 7-0 in the Rocky Long era when leading at the half.

* The Aztecs improved to 4-1 this season and 11-2 in the Rocky Long era when leading after three quarters.

SERIES NOTES

* SDSU improved to 19-13 all-time against Colorado State.

* San Diego State is 10-7 all-time against the Rams in San Diego, including wins in three of the past four meetings.

* The Aztecs have committed one turnover or less in seven of the last eight games in the series.

* SDSU has allowed 21 points or less in eight of the last 10 meetings with CSU.

PLAYER NOTES

Ryan Katz, Sr., QB (16-for-22, 181 yds., 2 TDs | 8 att., 20 yds., 1 TD)

* Threw his 12th and 13th touchdown passes of the season and 31st and 32nd of his career.

* Has thrown for multiple touchdown passes in five straight

games and 12 times in his career.

* Has a touchdown pass in all seven games as an Aztec.

* Finished with a passing efficiency rating of 171.84, the second-highest mark of his career.

* Also ran for a touchdown, his fourth in the past two weeks and sixth for his career.

Adam Muema, So., RB (14 att., 105 yds., 2 TDs | 1 rec., 32 yds.)

* Broke 100 yards rushing for the third time this season and fourth time of his career. The four times are tied for the 18th most every by an Aztec.

* Scored his eighth and ninth rushing touchdown of the season and 11th and 12th of his career.

* Has a rushing touchdown in eight consecutive games.

* Has three straight games with multiple touchdowns and four for his career.

* Has 10 overall touchdowns this season (one receiving) and 14 for his career (two receiving).

Walter Kazee, Sr., RB (14 att., 95 yds. | 1 rec., 7 yds.)

* Had 95 yards tonight to move into 15th-place on the school's all-time rushing list with 1,511 career yards. He passed Don Shy (1,432 from 1965-66) and Atiyah Henderson (1,437 from 2006-08).

* The 95 yards was his fourth-highest total of his career.

* Had a 40-yard rush in the fourth quarter, his longest of the season.

Brice Butler, Sr., WR (3 rec., 43 yds., 1 TD)

* Caught a 15-yard touchdown pass, his third straight game with a TD reception, fourth of the season and seventh of his career.

* Caught a pass for the fifth straight game.

Chad Young, Jr., FB (2 rec., 14 yds., 1 TD)

* Had a 7-yard touchdown pass. It was his second touchdown reception this season and third of his career. He has two overall touchdowns this season and five for his career (two rushing).

Jake Fely, So., LB (13 tackles, 2.0 sacks, 3.5 TFL, 1 FR)

* Had a career-high 13 tackles (previous best was eight vs. Army on Sept. 10, 2011).

* Also set career bests in tackles for loss (3.5) and sacks (2.0).

* Picked up the second fumble recovery of his career/season.

Derek Largent, So. LB (8 tackles, 2 INTs)

* Had a career-high eight tackles.

* Had his first two career interceptions.

* Became the first Aztec with two interceptions since Larry Parker had two vs. Washington State on Sept. 17, 2011.

* He has now gained four turnovers this season (two fumble recoveries, two interceptions), which have led to 28 San Diego State points (four touchdowns).

Josh Wade, Sr., DB (8 tackles, 1.0 TFL, 1 FF)

* Had a career-high eight tackles.

* Forced his first career fumble.

Leon McFadden, Sr., DB (3 tackles, 2 PBU's)

* Had two pass breakups and now has 35 for his career, which moved him into second place on the school's all-time list, trailing only Eric Lewis' 37, set from 1995-98.

OTHER NOTES

* Marcus Andrews got his first start of the year at the Warrior position and ninth of his career.

* Nik Embemate started for the 40th time of his career, the most of any current Aztec.

* Alec Johnson and Leon McFadden each started for the 33rd consecutive game (most on the team).

* Dominique Sandifer had a season-high four receptions, his most since a six-catch game against Utah on Nov. 20, 2010.

* Gavin Escobar caught a pass for the 14th consecutive game.

* Eric Pinkins had his first career sack.

* Chance Marden made his fourth consecutive field goal of the season after starting the season 0-for-3.

GAME #8 RECAP: SDSU 39, NEVADA 38 (OT)

GAME #8	
San Diego State	39
Nevada	38

Oct. 20, 2012 | Reno, Nev.
Mackay Stadium | 22,242

RENO, Nev. -- Backup quarterback Adam Dingwell threw three touchdown passes and a two-point conversion in overtime to San Diego State a 39-38 victory over Nevada.

Dingwell, who replaced an injured Ryan Katz after the team's second drive of the game, completed 14 of 23 passes for 177 yards. He came into the contest with two career completions for 28 yards.

After Nevada went up 38-31 in overtime on a 3-yard TD pass from Cody Fajardo to Brandon Wimberly, the Aztecs needed two just plays to pull to within 38-37, scoring on a 21-yard pass from Dingwell to Gavin Escobar. The Aztecs elected to go for the win and Dingwell sealed it with a pass to Adam Roberts in the corner of the end zone for the successful two-point conversion.

San Diego State trailed, 31-28, and tied it on a 35-yard field goal by Chance Marden as time expired in regulation to force overtime.

Nevada's Stephon Jefferson, the nation's leading rusher finished was held to 108 yards on 32 carries, and scored on a 1-yard touchdown run that put the Wolf Pack up 31-21 with 7:46 left in the game.

Dominique Sandifer had five catches for 60 yards and a touchdown, while Escobar caught five balls for 39 yards and two scores. Walter Kazee (15 rushes, 58 yards) also scored a rushing touchdown for the Aztecs.

	1	2	3	4	OT	Total
San Diego State	0	6	8	17	8	-39
Nevada	3	7	14	7	7	-38

- NV - Hardison 36-yd field goal, 15-70, 6:12 (1:11, 1st)
- SD - Marden 39-yd field goal, 15-53, 6:56 (9:15, 2nd)
- SD - Marden 46-yd field goal, 5-17, 1:39 (4:22, 2nd)
- NV - Bradley 10-yd pass f/Fajardo (Hardison kick), 10-56, 1:29 (0:05, 2nd)
- NV - Fajardo 5-yd run (Hardison kick), 9-80, 3:13 (8:43, 3rd)
- SD - Kazee 3-yd run (Young pass f/Dingwell), 10-62, 4:57 (3:39, 3rd)
- NV - Wimberly 3-yd pass f/Fajardo (Hardison kick), 7-75, 2:24 (1:15, 3rd)
- SD - Sandifer 19-yd pass f/Dingwell (Marden kick), 9-73, 4:11 (11:57, 4th)
- NV - Jefferson 1-yd run (Hardison kick), 11-65, 4:06 (7:46, 4th)
- SD - Escobar 4-yd pass f/Dingwell (Marden kick), 11-75, 4:01 (3:45, 4th)
- SD - Marden 35-yd field goal, 7-63, 0:50 (0:00, 4th)
- NV - Wimberly 3-yd pass f/Fajardo (Hardison kick), 7-25, 0:00 (15:00, OT)
- SD - Escobar 21-yd pass f/Dingwell (Roberts pass f/Dingwell), 2-25, 0:00 (15:00, OT)

	SDSU	NEVADA
FIRST DOWNS	26	29
Rushing	10	9
Passing	11	17
Penalty	5	3
RUSHING YARDAGE	152	176
Rushing Attempts	45	48
Average Per Rush	3.4	3.7
TDs Rushing	1	2
Yards Gained Rushing	177	196
Yards Lost Rushing	25	20
PASSING YARDAGE	197	304
Completions-Attempts-Int	17-28-0	29-40-0
Average Per Pass	7.0	7.6
Average Per Catch	11.6	10.5
TDs Passing	3	3
TOTAL OFFENSE	349	480
Total Plays	73	88
Average Per Play	4.8	5.5
FUMBLES-Lost	1-0	0-0
PENALTIES-Yards	5-47	10-92
PUNTS-Yards	4-210	4-133
Average Per Punt	52.5	33.2
Net Punt Average	41.5	26.2
Inside 20	2	0
50+ Yards	4	1
Touchbacks	1	1
Fair catch	0	1
KICKOFFS-Yards	6-357	6-350

Average Per Kickoff	59.5	58.3
Net Yards Per Kickoff	41.2	37.8
Touchbacks	4	3
PUNT RETURNS: #-Yds-TD	1-8-0	2-24-0
Average Per Return	8.0	12.0
KICKOFF RETURNS: #-Yds-TD	2-48-0	1-30-0
Average Per Return	24.0	30.0
INTERCEPTIONS: #-Yds-TD	0-0-0	0-0-0
FUMBLE RETURNS: #-Yds-TD	0-0-0	0-0-0
POSSESSION TIME	30:37	29:23
THIRD-DOWN CONVERSIONS	8 of 15	10 of 17
FOURTH-DOWN CONVERSIONS	1 of 1	1 of 2
RED-ZONE SCORES-CHANCES	5-5	6-6
Touchdowns	3-5	5-6
Field goals	2-5	1-6
SACKS BY: #-Yards	1-8	4-19
PAT KICKS	2-2	5-5
FIELD GOALS	3-3	1-1

INDIVIDUAL STATS

Rushing (Atts.-Yards-TDs): SDSU: Kazee 15-58-1; Muema 13-47-0; Dingwell 11-26-0; Vizzi 1-16-0; Young 1-10-0; Ruffin 1-0-0; Katz 1-(-1)-0; Team 2-(-4)-0. **NEVADA:** Jefferson 32-108-1; Fajardo 13-66-1; Brock 1-4-0; Hale 2-(-2)-0.

Passing (Comp.-Att.-Int., Yards, TDs): SDSU: Dingwell 14-23-0, 177, 3; Katz 3-4-0, 20, 0. **NEVADA:** Fajardo 29-40-0, 304, 3.

Receiving (No.-Yards-TDs): SDSU: Sandifer 5-60-1; Escobar 5-39-2; Butler 4-53-0; Ruffin 1-30-0; Lockett 1-14-0; Young 1-1-0. **NEVADA:** Wimberly 10-132-2; Bradley 6-60-1; Sudfeld 5-50-0; Jefferson 4-16-0; Turner 3-36-0; Brock 1-10-0.

TEAM NOTES

* San Diego State rallied from a 10 or more point deficit in the fourth quarter to win for just the fifth time in 188 tries. The other times were Oct. 26, 1991 at Utah, Nov. 26, 1977 at San Jose State and Nov. 29, 1969 vs. Long Beach State.

* The Aztecs won their fourth consecutive overtime game and improved to 4-1 all-time in overtime games. Their last overtime game was Oct. 24, 1998.

* San Diego State picked up its second win over a team that entered the game with at least a five-game winning streak since 2002. The Aztecs were 1-8 overall (with their lone win against North Dakota earlier this season) and 0-8 vs. FBS teams since 2002 when playing a team with at least a five-game winning streak.

* SDSU handed Nevada just its third loss in its last 22 home games. San Diego State joins South Florida (2012) and Louisiana Tech (2011) as the only visiting teams to win in Mackey Stadium since Oct. 3, 2009.

* The Aztecs have won three straight games, which matches their second longest winning streak contained in the same year in the last 14 seasons (does not include win streaks carried over from season to season).

* SDSU has won four consecutive road games in the month of October dating back to Oct. 9, 2010. That is the longest October road winning streak since a six-game winning stretch from Oct. 5, 1991-Oct. 9, 1993.

* San Diego State's Derek Largent earned his first career start. He's the 13th different player to make his first start as an Aztec this season and 11th to earn his first Division I start.

* SDSU has received the ball first in all eight games this season.

* San Diego State held Nevada to 10 points in the first half, its lowest first half point total all season. The Wolf Pack came in averaging 16.57 points in the first half prior to tonight.

* The Aztecs converted a 2-point conversion for the first time since last year vs. Boise State (Nov. 19, 2011).

TRENDS

* SDSU has now scored a touchdown in 72 consecutive games.

* San Diego State has scored 30 or more points in 12 of the last 13 games.

* The Aztecs had scored in eight consecutive quarters prior to being shut out in the first quarter tonight.

* SDSU has at least one rushing touchdown in 16 consecutive games (dating back to the Oct. 8, 2011 contest vs. TCU), its longest stretch since a 19-game streak from Nov. 25,

1989-Oct. 12, 1991.

SERIES NOTES

* SDSU has won three consecutive games in the series with Nevada and is 3-2 all-time.

* San Diego State improved to 1-1 all-time against the Wolf Pack in Reno (last meeting there was in 1945).

COACH ROCKY LONG NOTES

* Is now 13-8 as head coach with the Aztecs. The .619 winning percentage is the third highest in program history, trailing only Don Coryell (.840) and Claude Gilbert (.697).

* The 13-8 mark as head coach by Rocky Long is the best 21-game start by an SDSU head coach since Claude Gilbert went 16-3-2 during the 1973 and 1974 seasons.

* Picked up his 75th win while coaching in the Mountain West. Long had 62 wins with New Mexico in the Mountain West (1999-2008) and has 13 over the past two years with SDSU. Long's 75 Mountain West wins only trails Gary Patterson of TCU, who had 77.

PLAYERS

Adam Dingwell, So., QB (14-for-23, 177 yds., 3 TDs, 0 INTs)

* Threw his first three career touchdown passes after replacing an injured Ryan Katz in the first quarter.

* Also threw for a career-high 177 yards.

* Had a career-long 18-yard rush.

Gavin Escobar, Jr., TE (5 rec., 39 yds., 2 TDs)

* Caught two touchdown passes, giving him four for the season and 15 for his career.

* Now has three career games with two or more touchdown receptions.

* Caught a pass for the 15th consecutive game and two or more for the 26th time of his career.

Walter Kazee, Sr., RB (15 att., 58 yds., 1 TD)

* Had his sixth rushing touchdown of the season (first since San Jose State on Sept. 22) and 15th of his career.

* Had 58 yards tonight to move into 14th-place on the school's all-time rushing list with 1,569 career yards. He passed Brandon Bornes, who had 1,553 from 2004-07.

Dominique Sandifer, Sr., WR (5 rec., 60 yds., 1 TD)

* Had his first touchdown catch since his freshman season in 2009 and the third of his career. His last TD catch was Nov. 21, 2009 (1,064 days in between TD receptions).

* Had five or more receptions for the fourth time in his career and first time since Nov. 20, 2010.

* Had multiple receptions for the third consecutive game

Nat Berhe, Jr., DB (15 tackles)

* Had a career-high 15 tackles.

Chance Marden, Sr., K (3-for-3 FG's, 2-for-2 PATs)

* Made all three of his field goal attempts, stretching his streak to seven consecutive makes after missing the first three of his career.

* Booted a career-long 46-yard field goal and hit a 35-yarder as time expired in the fourth quarter to force overtime.

Seamus McMorrow, Fr., P (4-for-210 yds (52.5 avg.)) 6 KO's/4 TBs

* Punted four times for 210 yards and a career-high 52.5 average.

* All four of his punts were 50 or more yards, including a career-long 56-yarder.

* Also had a career-high two punts inside the 20.

* Kicked off six times, four for touchbacks.

OTHER NOTES

* Derek Largent made his first career start.

* Dylan Denso made his first start of the season and 12th of his career.

* Nik Embernate started for the 41st time of his career, the most of any current Aztec.

* Alec Johnson and Leon McFadden each started for the 34th consecutive game (most on the team).

* Brice Butler caught a pass for the sixth straight contest.

* Tim Vizzi had his first career rush and ran for 10 yards.

* Tony Bell logged the first playing time of his career.

GAME #9 RECAP: SDSU 24, UNLV 13

GAME #9	
UNLV	13
San Diego State	24

Oct. 27, 2012 | San Diego, Calif.
Qualcomm Stadium | 23,874

SAN DIEGO -- Adam Dingwell threw for 231 yards and two touchdowns in his first-ever start to lead San Diego State to a 24-13 victory against UNLV at Qualcomm Stadium.

Dingwell, who replaced Ryan Katz after he suffered a season-ending broken ankle the week before at Nevada, became the first Aztec quarterback to win his first start since Spencer Brinton did so in 1997.

Dingwell threw touchdown passes to Gavin Escobar (12 yards) in the second quarter and Colin Lockett (27 yards) in the third period. Escobar had 108 yards on four receptions.

Adam Muema ran for 143 yards on 21 carries and Walter Kazee added 105 yards and a touchdown on 21 rushes for the Aztecs (6-3, 4-1 Mountain West). It was the second time this season both runners eclipsed 100 yards in the same game and the 16th time that has happened in program history.

The Rebels scored first when Tim Cornett broke free for a 64-yard touchdown on their opening drive after SDSU was forced to punt. San Diego State, however, scored a touchdown each over the next three quarters to open a 21-6 lead. UNLV's Nick Sherry found Devante Davis with 25-yard TD pass to cut the lead to eight late in the third quarter, but a 28-yard field goal by Chance Marden in the fourth sealed the 11-point win for the Aztecs.

With the win, SDSU became bowl eligible for the third consecutive season.

	1	2	3	4		Total
UNLV	6	0	7	0	-	13
San Diego State	7	7	7	3	-	24

- LV - Cornett 64-yd run (Kohorst kick failed), 5-90, 2:28 (10:33, 1st)
- SD - Escobar 12-yd pass f/Dingwell (Marden kick), 2-64, 0:35 (1:53, 1st)
- SD - Kazee 1-yd run (Marden kick), 14-86, 6:57 (8:58, 2nd)
- SD - Lockett 27-yd pass f/Dingwell (Marden kick), 12-51, 5:01 (9:12, 3rd)
- LV - Davis 25-yd pass f/Sherry (Kohorst kick), 8-76, 4:01 (5:11, 3rd)
- SD - Marden 28-yd field goal, 7-61, 1:50 (12:15, 4th)

	UNLV	SDSU
FIRST DOWNS	15	24
Rushing	8	16
Passing	6	7
Penalty	1	1
RUSHING YARDAGE	141	275
Rushing Attempts	30	54
Average Per Rush	4.7	5.1
TDs Rushing	1	1
Yards Gained Rushing	166	299
Yards Lost Rushing	25	24
PASSING YARDAGE	159	231
Completions-Attempts-Int	17-29-0	13-26-1
Average Per Pass	5.5	8.9
Average Per Catch	9.4	17.8
TDs Passing	1	2
TOTAL OFFENSE	300	506
Total Plays	59	80
Average Per Play	5.1	6.3
FUMBLES-Lost	1-0	3-2
PENALTIES-Yards	3-45	7-67
PUNTS-Yards	7-254	3-133
Average Per Punt	36.3	44.3
Net Punt Average	33.1	37.7
Inside 20	3	2
50+ Yards	1	1
Touchbacks	0	1
Fair catch	2	1
KICKOFFS-Yards	3-188	5-302
Average Per Kickoff	62.7	60.4
Net Yards Per Kickoff	44.7	38.8
Touchbacks	1	2
PUNT RETURNS: #-Yds-TD	0-0-0	3-22-0
Average Per Return	0.0	7.3
KICKOFF RETURNS: #-Yds-TD	2-58-0	2-34-0
Average Per Return	29.0	17.0
INTERCEPTIONS: #-Yds-TD	1-0-0	0-0-0

FUMBLE RETURNS: #-Yds-TD	0-0-0	0-0-0
POSSESSION TIME	25:26	34:34
THIRD-DOWN CONVERSIONS	2 of 11	12 of 18
FOURTH-DOWN CONVERSIONS	0 of 1	2 of 2
RED-ZONE SCORES-CHANCES	0-0	4-4
Touchdowns	0-0	3-4
Field goals	0-0	1-4
SACKS BY: #-Yards	1-10	4-23
PAT KICKS	1-2	3-3
FIELD GOALS	0-0	1-1

INDIVIDUAL STATS

Rushing (Atts.-Yards-TDs): UNLV: Cornett 19-127-1; Randle 5-21-0; Sherry 6-(-7)-0. SDSU: Muema 21-143-0; Kazee 21-105-1; Dingwell 6-14-0; Lockett 2-11-0; Sandifer 2-6-0; Team 2-(-4)-0.

Passing (Comp.-Att.-Int., Yards, TDs): UNLV: Sherry 17-29-0, 159, 1. SDSU: Dingwell 13-26-1, 231, 2.

Receiving (No.-Yards-TDs): UNLV: Davis 6-64-1; Sullivan 4-37-0; Barnhill 3-29-0; Williams 2-21-0; Phillips 1-5-0; Mays 1-3-0. SDSU: Escobar 4-108-1; Butler 4-60-0; Lockett 3-51-1; Sandifer 1-6-0; Muema 1-6-0.

TEAM NOTES

* San Diego State finished with multiple 100-yard rushers for the second time this season and 16th time in program history. It's the second time in school history that SDSU has had two players each break 100-yard rushing in two games in the same season (also 1998 when Jonas Lewis and Larry Ned did it).

* With the win, San Diego State became bowl eligible for the third consecutive season.

* The Aztecs claimed their sixth victory of the season tonight (Oct. 27), the fifth-earliest date for a sixth win in the Division I era and the earliest date for a sixth victory since 1993.

* SDSU won its fourth consecutive game, which matches its longest winning streak contained in the same year since 1995 (does not include win streaks carried over from season to season). San Diego State also had four-game winning streaks in 2010 and 1998.

* The Aztecs have outscored their opponents, 153-79, over their four-game winning streak. The 74-point scoring margin is their largest in a four-game winning streak in one season since 1995 (+91 from Oct. 14-Nov. 4, 1995).

* SDSU's Adam Dingwell earned his first career start at quarterback. He became the 38th different quarterback to start a game for San Diego State in the Division I era and just the fifth over the past 74 games.

* Jordan Smith (TE) joined Dingwell as a player making his first start tonight. San Diego State has now had 15 players make their first start with the Aztecs this season and 13 earn their first Division I start.

* SDSU has received the ball first in all nine games this season.

* San Diego State held its opponent without a first down to open the second half for the third straight game. Opponents have -(minus)20 yards in those drives.

* The Aztecs scored a touchdown on their opening drive of the second half for the third time in the past five games and for the fourth time overall.

* SDSU was 2-for-2 on fourth down conversions tonight and is 9-for-14 (64.3 percent) on the season. Last year it was 9-for-23 (39.1 percent).

* San Diego State won a game in which it had a negative-3 turnover margin for the first time since Nov. 6, 2012 against Colorado State.

TRENDS

* San Diego State has now scored a touchdown in 73 consecutive games.

* The Aztecs have at least one rushing touchdown in 17 consecutive games (dating back to the Oct. 8, 2011 contest vs. TCU), their longest stretch since a 19-game streak from Nov. 25, 1989-Oct. 12, 1991.

* SDSU improved to 4-1 this season when leading after the first quarter and 9-1 in the Rocky Long era.

* San Diego State improved to 5-0 this season and 8-0 in the Rocky Long era when leading at the half.

* The Aztecs improved to 5-1 this season and 12-1 in the Rocky Long era when leading after three quarters.

* SDSU has scored in 15 of its last 16 quarters.

SERIES NOTES

* SDSU improved to 14-8 all-time against UNLV and has now won nine of the last 11 encounters between the two teams.

* San Diego State is now 9-3 against the Rebels in San Diego with six straight wins in the series.

PLAYER NOTES

Adam Dingwell, So., QB (13-for-26, 231 yds., 2 TDs, 1 INTs)

* Threw for a career-high 231 yards in his first career start.

* The 231 passing yards were the second most by an Aztec quarterback this season.

* Had a career-long 52-yard pass to Gavin Escobar.

Adam Muema, So., RB (21 att., 143 yds.)

* Broke 100 yards rushing for the fourth time this season and fifth time of his career. The five career 100-yard rushing games are tied for the 15th most in program history.

* The 143 yards were the second most of his career and the most since his 202-yard game vs. San Jose State on Sept. 22.

Gavin Escobar, Jr., TE (4 rec., 108 yds., 1 TD)

* Broke 100 yards receiving for the second time this season and fourth time in his career.

* Caught his fifth touchdown pass of the season and 16th of his career.

* Moved into 21st-place on the school's all-time reception list with 110, passing Kassim Osgood (108 rec., 2002).

* Caught a pass for the 16th consecutive game and two or more for the 27th time of his career.

* Caught a season-long 52-yard pass from Adam Dingwell.

Walter Kazee, Sr., RB (21 att., 107 yds., 1 TD)

* Broke 100 yard rushing for the second time this season and fourth time of his career.

* He passed Art Preston (1,664 yds., 1949-51) and moved into 13th place on the school's all-time rushing chart with 1,674 yards.

* Had his seventh rushing touchdown of the season and 16th of his career, and now has 11 rushing scores over his last 11 games.

Colin Lockett, Jr., WR (3 rec., 51 yds., 1 TD)

* Caught his third touchdown pass of the season and 11th of his career.

* Had multiple receptions for the fourth time this year and 17th time of his career.

Jake Fely, So., LB (11 tackles, 2.0 sacks, 2.0 TFL, 1 FF)

* Had 2.0 sacks for the second time in three games.

* Now has 7.0 sacks for the season and 9.5 for his career.

* Forced his first fumble of the season and fourth of his career.

* Had 11 tackles, his second career game with double-digit tackles.

Seamus McMorrow, Fr., P (3 punts for 133 yds (44.3 avg.), 2 In, 20)

* Tied his career long with a 56-yard punt.

* Also tied his career-high two punts inside the 20.

* Five of his last eight punts have been inside the 20-yard line.

OTHER NOTES

* Nik Emberate started for the 42nd time of his career, the most of any current Aztec.

* Alec Johnson and Leon McFadden each started for the 35th consecutive game (most on the team).

* Brice Butler caught a pass for the seventh consecutive game.

* Andrew Feaster blocked a punt, SDSU's first since Eric Pinkins had one last year at UNLV (Nov. 26, 2011).

* Vaness Harris had his second sack of the season and career.

* Eric Pinkins had his second career sack and a tackle for loss for the sixth consecutive game.

* Chance Marden connected on a 28-yard field goal and has now made eight straight after starting the season 0-for-3. He is 8-for-11 (72.7 pct.) this year on field goal attempts after San Diego State kickers were 6-for-15 (40.0 pct.) last season.

* Rene Siluano returned his first career punt for two yards.

GAME #10 RECAP: SDSU 21, #19/14 BOISE ST. 19

GAME #10	
San Diego State	21
No. 19/14 Boise State	19

Nov. 3, 2012 | Boise, Idaho
Bronco Stadium | 36,084

BOISE, Idaho -- San Diego State used an opening 100-yard kickoff return for a touchdown and solid special teams play all around to defeat No. 19/14 Boise State, 21-19, at Bronco Stadium. It was the fifth straight win for the Aztecs, who snapped a 31-game road/neutral losing streak against top-25 AP teams.

Colin Lockett returned the opening kickoff for the 100-yard score, his second of the season and third of his career. Dwayne Garrett later blocked a Bronco punt, which set up a 3-yard run by Adam Muema and put SDSU up, 14-13, early in the third quarter.

Early in the fourth, Walter Kazee capped a 10-play, 80-yard drive that took up 6:45 of clock time with a 1-yard rushing touchdown on a fourth and goal.

Southwick led BSU on a 16-play, 75-yard drive capped by his 1-yard touchdown toss to fullback Dan Paul that pulled Boise State within 21-19. The Broncos went for 2, but Southwick was pressured and Rene Siluano picked off his pass near the goal line.

San Diego State ran out the clock on its ensuing drive to hand BSU just its second loss in its last 73 regular season home games.

Muema rushed for 127 yards on 25 carries to lead the Aztec rushing attack.

	1	2	3	4	Total
San Diego State	7	0	7	7	21
Boise State	6	7	0	6	19

- SD - Lockett 100-yd kickoff return (Marden kick) (14:47, 1st)
- BS - Harper 1-yd run (Miller pass failed), 12-68, 6:06 (8:41, 1st)
- BS - Harper 16-yd run (Frisina kick), 11-92, 5:51 (2:14, 2nd)
- SD - Muema 3-yd run (Marden kick), 2-8, 0:40 (9:41, 3rd)
- SD - Kazee 1-yd run (Marden kick), 10-80, 6:16 (12:20, 4th)
- BS - Paul 1-yd pass f/Southwick (Southwick pass int.), 16-75, 6:45 (5:35, 4th)

	SDSU	BOISE ST.
FIRST DOWNS	14	18
Rushing	7	7
Passing	5	9
Penalty	2	2
RUSHING YARDS	164	112
Rushing Attempts	43	30
Average Per Rush	3.8	3.7
TDs Rushing	2	2
Yards Gained Rushing	190	124
Yards Lost Rushing	26	12
PASSING YARDAGE	105	164
Completions-Attempts-Int	12-18-1	20-31-1
Average Per Pass	5.8	5.3
Average Per Catch	8.8	8.2
TDs Passing	0	1
TOTAL OFFENSE	269	276
Total Plays	61	61
Average Per Play	4.4	4.5
FUMBLES-Lost	1-0	0-0
PENALTIES-Yards	10-61	1-9
PUNTS-Yards	3-151	5-135
Average Per Punt	50.3	27.0
Net Punt Average	45.0	19.0
Inside 20	2	0
50+ Yards	2	0
Touchbacks	0	1
Fair catch	0	0
KICKOFFS-Yards	4-259	4-247
Average Per Kickoff	64.8	61.8
Net Yards Per Kickoff	44.2	24.0
Touchbacks	1	0
PUNT RETURNS: #-Yds-TD	2-20-0	3-16-0
Average Per Return	10.0	5.3
KICKOFF RETURNS: #-Yds-TD	4-151-1	3-62-0
Average Per Return	37.8	20.7
INTERCEPTIONS: #-Yds-TD	1-0-0	1-10-0

FUMBLE RETURNS: #-Yds-TD	0-0-0	0-0-0
POSSESSION TIME	30:34	29:26
THIRD-DOWN CONVERSIONS	7 of 15	4 of 12
FOURTH-DOWN CONVERSIONS	1 of 3	3 of 3
RED-ZONE SCORES-CHANCES	2-3	3-3
Touchdowns	2-3	3-3
Field goals	0-3	0-3
SACKS BY: #-Yards	2-4	2-7
PAT KICKS	3-3	1-1
FIELD GOALS	0-1	0-0

INDIVIDUAL STATS

Rushing (Atts.-Yards-TDs): SDSU: Muema 25-127-1; Kazee 12-37-1; Dingwell 4-6-0; Team 2-(-6)-0. **BOISE ST.:** Harper 20-81-2; Ajayi 6-32-0; Williams-Rhodes 1-2-0; Southwick 3-(-3)-0.

Passing (Comp.-Att.-Int., Yards, TDs): SDSU: Dingwell 12-18-1, 105, 0. **BOISE ST.:** Southwick 20-31-1, 164, 1.

Receiving (No.-Yards-TDs): SDSU: Escobar 5-58-0; Young 3-17-0; Muema 1-9-0; Butler 1-7-0; Lockett 1-7-0; Vizzi 1-7-0. **BOISE ST.:** Miller 6-72-0; Moore 4-23-0; Potter 3-28-0; Williams-Rhodes 3-21-0; Burks 1-9-0; Boldewijn 1-5-0; Huff 1-5-0; Paul 1-1-1.

TEAM NOTES

* San Diego State has won five consecutive games. It is the longest win streak contained inside a single-season since a six-game winning streak from Sept. 28 - Nov. 4, 1995 (17 years ago).

* The win over No. 19 (AP) Boise State is the highest-ranked team SDSU has ever defeated in a road or neutral game. San Diego State entered the game 0-31 lifetime in road games at AP Top 25 teams.

* The Aztecs defeat their highest-ranked opponent at any location since defeating 16th-ranked Wyoming, 28-24, on Nov. 7, 1996.

* SDSU improves to 2-28 in its last 30 games against teams ranked in the AP Top 25 at game times. That streak starts with the Sept. 13, 1997 game. San Diego State's other top-25 win in the 32-game stretch was a 27-25 victory over No. 23 Air Force on Oct. 16, 2010.

* The Aztecs are now 7-59 in the Division I era against opponents ranked in the AP Top 25 at game time.

* SDSU snaps Boise State's seven-game overall winning streak (tied for ninth in NCAA FBS), seven-game conference winning streak (tied for seventh in NCAA FBS) and six-game home winning streak (tied for 13th in NCAA FBS).

* Boise State entered today's game with an NCAA FBS best 71-1 regular season home record since Sept. 22, 2001. San Diego State joins the 2011 TCU squad as the only visiting teams to win in Bronco Stadium in Boise State's last 72 regular season home games.

* The Aztecs become the first school to win at Boise State and at Nevada in the same season since the Broncos and Wolf Pack were I-AA schools playing in the Big Sky Conference. The last team to win at Mackey Stadium and Bronco Stadium in the same season prior to today was Idaho in 1988.

* With the win, San Diego State is guaranteed its third consecutive season. The last time the Aztecs had three straight winning campaigns was 1989-91 when they went 6-5-1 (1989), 6-5 (1990) and 8-4-1 (1991).

* SDSU claimed its seventh victory of the season tonight (Nov. 3), the third-earliest date for a seventh win in the Division I era and the earliest date for a seventh victory since 1991.

* SDSU has received the ball first in all 10 games this season.

* San Diego State held its opponent without a first down to open the second half for the fourth straight game. Opponents have -(minus)20 yards in those drives.

TRENDS

* San Diego State has now scored a touchdown in 74 consecutive games.

* The Aztecs have at least one rushing touchdown in 18 consecutive games (dating back to the Oct. 8, 2011 contest vs. TCU), their longest stretch since a 19-game streak from Nov. 25, 1989-Oct. 12, 1991.

* San Diego improved to 5-1 this season and 10-1 in the Rocky Long era when leading after the first quarter.

* The Aztecs improved to 6-1 this season and 13-1 in the Rocky Long era when leading after three quarters.

COACH ROCKY LONG NOTES

* Improved to 15-8 as head coach with the Aztecs. The .652 winning percentage is the third highest in program history, trailing only Don Coryell (.840) and Claude Gilbert (.697).

* The 15-8 mark as head coach by Rocky Long is the best 23-game start by an SDSU head coach since Claude Gilbert went 18-3-2 during the 1973 and 1974 seasons.

* Picked up his 77th win while coaching in the Mountain West. Long had 62 wins with New Mexico in the Mountain West (1999-2008) and has 15 over the past two years with San Diego State. Long's 77 Mountain West wins ties Gary Patterson of TCU for the most ever in the history of the conference.

PLAYER NOTES

Adam Dingwell, So., QB (12-for-18, 105 yds., 0 TDs, 1 INTs)
* Became the first Aztec quarterback to start 2-0 in his career since David Lowery did it in October of 1991.

Adam Muema, So., RB (25 att., 127 yds., 1 TD)

* Broke 100 yards rushing for the fifth time this season and sixth time of his career. The five 100-yard rushing games this season ranks in a tie for 11th at SDSU, while the five career 100-yard rushing games are tied for the 15th most in program history.

* Scored his 10th rushing touchdown of the season and 13th of his career.

* Scored his 11th overall touchdown (one receiving) of the season and 15th of his career (two receiving).

Gavin Escobar, Jr., TE (5 rec., 58 yds.)

* Moved into 17th-place on the school's all-time reception list with 115, passing Jimmy Raye (111 from 1988-90) and Haven Moses (111 from 1967-68) and Damon Gourdine (114 from 1997-99).

* Caught a pass for the 17th consecutive game and two more for the 28th time of his career.

Walter Kazee, Sr., RB (12 att., 37 yds., 1 TD)

* Had his eighth rushing touchdown of the season and 17th of his career, and now has 12 rushing scores over his last 12 games.

Colin Lockett, Jr., WR (1 rec., 7 yds. | 3 KR, 141 yds., 1 TD)

* Returned the opening kickoff 100 yards for a touchdown.

* It was his second kickoff return for a touchdown this season and school-record third of his career.

* It was his third kickoff return for a touchdown since 2011. No player in the country had more than three coming into the weekend.

Seamus McMorrow, Fr., P (3 punts for 151 yds (50.3 avg.), 2 in 20, 250+)

* Two of his three punts were over 50 yards.

* Also tied his career-high two punts inside the 20.

* Seven of his last 11 punts have been inside the 20-yard line.

* Seven of his last 10 punts have been for 50 or more yards. He had four 50-plus punts over his first 18 attempts of his career.

OTHER NOTES

* Nik Embernate started for the 43rd time of his career, the most of any current Aztec.

* Alec Johnson and Leon McFadden each started for the 36th consecutive game (most on the team).

* Brice Butler caught a pass for the eighth consecutive game.

* Chad Young had a career-high three catches.

* Tim Vizzi caught his fifth pass of his career/season and first since Hawai'i on Oct. 6.

* Leon McFadden had a pass breakup, his 37th of his career, which ties Eric Lewis (1995-98) for first all-time at SDSU.

* Nat Berhe picked up his first interception of the season and fourth of his career.

* Dwayne Garrett blocked his first career punt.

* Eric Pinkins has at least 0.5 TFL for the seventh consecutive game.

* Chance Marden missed a 32-yard field goal, snapping his streak of eight consecutive makes.

GAME #1 | RECAP: SDSU 28, AIR FORCE 9

GAME #11

Air Force	9
San Diego State	28

Nov. 10, 2012 | San Diego, Calif.
Qualcomm Stadium | 30,266

SAN DIEGO -- Adam Muema scored two touchdowns and San Diego State turned four Air Force turnovers into 21 points in a 28-9 victory at Qualcomm Stadium. It was the sixth consecutive win for the Aztecs.

Muema scored on first half runs of 20 and 15 yards and finished the game with 81 yards on 15 carries. Walter Kazee added a game-high 106 yards on 23 rushes.

Everett Beed returned a fumble 52 yards for another score that put SDSU up, 21-3, early in the third quarter.

Chad Young caught a 2-yard touchdown pass later in the quarter from Adam Dingwell for San Diego State's final points.

Dingwell was 11-for-18 for 90 yards, a touchdown and an interception. The pick came deep in Aztecs' territory and led to a 13-yard drive by the Falcons, culminating with a 5-yard TD rush by Wes Cobb.

Parker Herrington kicked a 22-yard field goal on AFA's first possession but later missed a 42-yard attempt at the end of the first half.

SDSU held Air Force to just a 5-for-18 (27.8 percent) effort on third down conversions.

The win was San Diego State's eighth of the season, the first time it has won eight in three straight years since 1972-77.

The victory was also the 500th in the history of the program and the 78th in the Mountain West for head coach Rocky Long, which broke TCU's Gary Patterson for the most in league history.

Air Force	1	2	3	4	Total
San Diego State	7	7	14	0	28

- AF - Herrington 22-yd field goal, 13-66, 5:26 (8:08, 1st)
- SD - Muema 20-yd run (Marden kick), 6-40, 2:53 (2:41, 1st)
- SD - Muema 15-yd run (Marden kick), 12-71, 5:45 (9:13, 2nd)
- SD - Beed 52-yd fumble recovery (Marden kick) (11:43, 3rd)
- SD - Young 2-yd pass f/Dingwell (Marden kick), 8-35, 4:08 (5:21, 3rd)
- AF - Cobb 5-yd run (Herrington kick failed), 3-13, 0:51 (0:20, 3rd)

	Air Force	SDSU
FIRST DOWNS	24	15
Rushing	20	10
Passing	3	5
Penalty	1	0
RUSHING YARDS	320	178
Rushing Attempts	68	41
Average Per Rush	4.7	4.3
TDs Rushing	1	2
Yards Gained Rushing	352	192
Yards Lost Rushing	32	14
PASSING YARDS	73	90
Completions-Attempts-Int	9-19-2	11-18-1
Average Per Pass	3.8	5.0
Average Per Catch	8.1	8.2
TDs Passing	0	1
TOTAL OFFENSE	393	268
Total Plays	87	59
Average Per Play	4.5	4.5
FUMBLES-Lost	3-2	2-1
PENALTIES-Lost	1-12	1-15
PUNTS-Yards	2-77	5-182
Average Per Punt	38.5	36.4
Net Punt Average	38.5	28.4
Inside 20	1	1
50+ Yards	0	0
Touchbacks	0	2
Fair catch	1	3
KICKOFFS-Yards	3-130	5-335
Average Per Kickoff	43.3	67.0
Net Yards Per Kickoff	28.3	42.2
Touchbacks	0	4
PUNT RETURNS: #-Yds-TD	0-0-0	0-0-0
Average Per Return	0.0	0.0
KICKOFF RETURNS: #-Yds-TD	1-24-0	3-45-0

	Air Force	SDSU
Average Per Return	24.0	15.0
INTERCEPTIONS: #-Yds-TD	1-16-0	2-9-0
FUMBLE RETURNS: #-Yds-TD	0-0-0	1-52-1
POSSESSION TIME	33:53	26:07
THIRD-DOWN CONVERSIONS	5 of 18	7 of 14
FOURTH-DOWN CONVERSIONS	6 of 9	0 of 0
RED-ZONE SCORES-CHANCES	2-3	3-3
Touchdowns	1-3	3-3
Field goals	1-3	0-3
SACKS BY: #-Yards	2-14	2-10
PAT KICKS	0-1	4-4
FIELD GOALS	1-2	0-0

INDIVIDUAL STATS

Rushing (Atts.-Yards-TDs): AFA: Getz 15-55-0; Cobb 14-48-1; Lee 5-44-0; Dietz 14-42-0; Kohn 1-36-0; Coleman 1-34-0; Macarthur 6-27-0; DeWitt 2-14-0; Strickland 5-9-0; Tipton 3-5-0; Hart 1-5-0; Pearson 1-1-0. **SDSU:** Kazee 23-106-0; Muema 15-81-2; Team 1-(-1)-0; Dingwell 2-(-8)-0.
Passing (Comp.-Att.-Int., Yards, TDs): AFA: Dietz 7-11-1, 63, 0; Tipton 1-3-0, 5, 0; Pearson 1-3-1, 5, 0; Team 0-2-0, 0, 0. **SDSU:** Dingwell 11-18-1, 90, 1.
Receiving (No.-Yards-TDs): AFA: Strickland 4-50-0; Tipton 2-7-0; Coleman 1-6-0; Brown 1-5-0; Getz 1-5-0. **SDSU:** Ruffin 3-36-0; Young 3-10-1; Vizzi 2-20-0; Kazee 1-12-0; Butler 1-11-0; Muema 1-1-0.

TEAM NOTES

- * SDSU picked up its 500th win in the history of the program. San Diego State is now 500-397-32 (.555).
- * Aztec head coach Rocky Long passed TCU's Gary Patterson for the most wins (78) in the history of the Mountain West. Long's first 62 in the Mountain West came with New Mexico (1999-2008), while his last 16 have come with SDSU.
- San Diego State has won six consecutive games. Notes on the winning streak:
 - * It is the longest win streak by an Aztec team since a six-game winning streak from Sept. 28 - Nov. 4, 1995 (17 years ago).
 - * It matches the longest win streak since a seven-game winning streak from Nov. 15, 1980 - Oct. 10, 1981.
 - * It matches the longest win streak in one season since the last seven games of the 1977 campaign (Oct. 15 - Nov. 16, 1977) (35 years).
 - * With the win, SDSU is guaranteed its third consecutive season with at least eight wins. The last time San Diego State had eight or more wins in three straight campaigns was when it did it in six consecutive years from 1972-77.
 - * The Aztecs claimed their eighth victory of the season today (Nov. 10), the fourth-earliest date for an eighth win in the Division I era and the earliest date for a seventh victory since 1991.
 - * SDSU won its sixth consecutive game against a military academy (all over the past 32 contests). Over the streak, San Diego State beat the Falcons three times (2010-12), Army twice (2011-12) and Navy (2010 Poinsettia Bowl).
 - * Air Force scored off an Aztec turnover in the third quarter, the first allowed by the defense since Sept. 29 at Fresno State. The previous seven led to zero points.
 - * Three of the four turnovers forced by SDSU led to touchdowns. San Diego State has now scored on 17 of its last 19 turnovers forced (16 touchdowns, one field goal).
 - * San Diego State improved to 8-2 in "Senior Day" game since 2003.
 - * The Aztecs have received the ball first in all 11 games this season.
- TRENDS**
 - * San Diego State has now scored a touchdown in 75 consecutive games.
 - * The Aztecs have at least one rushing touchdown in 19 consecutive games (dating back to the Oct. 8, 2011 contest vs. TCU), their longest stretch since a 19-game streak from Nov. 25, 1989-Oct. 12, 1991.
 - * SDSU improved to 6-1 this season and 11-1 in the Rocky Long era when leading after the first quarter.
 - * San Diego State improved to 6-0 this year and 9-0 in the Rocky Long era when leading at the half.
 - * The Aztecs improved to 7-1 this season and 14-1 in the Rocky Long era when leading after three quarters.

SERIES NOTES

- * San Diego State improved to 12-19 all-time in the series

with Air Force, including three consecutive wins. It matches the Aztecs' longest winning streak in the history of the series (also 2002-04).

* SDSU evened its record in the series to 7-7 at home. San Diego State has won four of the last five vs. the Falcons at home.

* The Aztecs' 19-point win was their largest in the series since winning by 30 (48-18) on Sept. 29, 1990.

COACH ROCKY LONG NOTES

- * Passed TCU head coach Gary Patterson for the most wins (78) in the history of the Mountain West. Long's first 62 in the Mountain West came with New Mexico (1999-2008), while his last 16 have come with San Diego State.
- * Improved to 16-8 as head coach with the Aztecs. The .667 winning percentage is the third highest in program history, trailing only Don Coryell (.840) and Claude Gilbert (.697).
- * The 16-8 mark as head coach by Rocky Long is the best 24-game start by an SDSU head coach since Claude Gilbert went 19-3-2 during the 1973 and 1974 seasons.

PLAYER NOTES

- Adam Muema, So., RB (15 att., 81 yds., 2 TDs)**
 - * Had multiple touchdowns for the fourth time this season and fifth time of his career.
 - * Had multiple rushing touchdowns for the third time this year and fourth time of his career.
 - * Now has 13 overall touchdowns this season and 17 for his career.
 - * Now has 12 rushing touchdowns this season and 15 for his career.

Chad Young, Jr., FB (3 rec., 10 yds., 1 TD)

- * Caught his third touchdown of the season and fourth of his career.
- * Now has at least one reception in nine of the 11 games this season and two or more five times.

Ezell Ruffin, So., WR (3 rec., 36 yds.)

- * Had multiple receptions for the fourth time this season and first time since the Hawai'i game on Oct. 6.
- * Had his first catch since the Nevada game on Oct. 20.

Walter Kazee, Sr., RB (23 att., 106 yds.)

- * Broke 100 rushing yards for the third time this season and fifth time of his career.
- * The 23 carries were a career high.

Everett Beed, So., DL (1 tackle, 1 TFL, 1 FR, 1 TD)

- * Returned a fumble 52 yards for a touchdown, the Aztecs' first since Jerome Long had one at No. 3 TCU on Nov. 13, 2010.
- * The fumble recovery was the first of his career

Nat Berhe, Jr., DB (12 tackles (10 solo), 1 INT)

- * Had an interception for the second straight game, second time this season and fifth of his career.
- * Had 12 tackles, his third game with 10 or more tackles this season and fourth of his career.

Jake Fely, So., LB (10 tackles, 1 FF)

- * Had 10 tackles, his third double-digit tackle game of his last five.
- * Forced his second fumble of the season and fifth of his career.

OTHER NOTES

- * Nik Embemate started for the 44th time of his career, the most of any current Aztec.
- * Alec Johnson and Leon McFadden each started for the 37th consecutive game (longest streak on the team).
- * Brice Butler caught a pass for the ninth consecutive game.
- * Tim Vizzi caught an 11-yard pass, his longest since a 47-yard TD catch in the opener at Washington on Sept. 1.
- * Marcus Andrews had the first interception of the season and second of his career.
- * Josh Gavert forced his first career fumble.
- * Sam Meredith recovered his first career fumble.
- * Josh Gavert had his first sack of the season and third of his career, while Derek Largent had one, giving him 5.5 this year.

GAME #12 RECAP: SDSU 42, WYOMING 28

GAME #12

San Diego State	42
Wyoming	28

Nov. 24, 2012 | Laramie, Wyo.
War Memorial Stadium | 13,374

LARAMIE, Wyo. -- Adam Muema rushed for a career-high 255 yards and four touchdowns to give San Diego State a 42-38 come-from-behind victory at Wyoming. The win gave the Aztecs a share of the Mountain West title, their first league championship since 1998.

Muema scored on runs of 6, 2, 34 and 82 yards. His 255 yards were the ninth most in program history and most since 2001.

As a team, SDSU finished with 564 yards of total offense, including 400 on the ground, which was the second most in its Division I history.

Adam Dingwell added two touchdowns passes after completing 19 of 24 attempts for 164 yards.

It was the seventh straight win for San Diego State, its first single-season seven-game win streak since 1981, and ninth regular season win (first time since 1977).

The Aztecs rallied from a seven-point deficit three times in the game before outscoring the Cowboys, 21-0, over the second half, while limiting them to 112 yards and sacking quarterback Brett Smith four times.

Gavin Escobar had a team season-high six catches and an 11-yard touchdown, while Adam Roberts caught a 6-yard score for SDSU's other points.

	1	2	3	4	Total
San Diego State	7	14	14	7	42
Wyoming	7	21	0	0	28

- SD** - Muema 6-yd run (Marden kick), 10-76, 4:35 (5:55, 1st)
- WY** - Smith 28-yd run (Williams kick), 7-75, 2:23 (3:32, 1st)
- WY** - Smith 1-yd run (Williams kick), 11-49, 5:26 (11:54, 2nd)
- SD** - Escobar 11-yd pass f/Dingwell (Marden kick), 11-75, 4:55 (6:59, 2nd)
- WY** - Herron 70-yd pass f/Smith (Williams kick), 3-75, 0:33 (6:26, 2nd)
- SD** - Muema 2-yd run (Marden kick), 11-75, 4:58 (1:28, 2nd)
- WY** - Herron 42-yd pass f/Smith (Williams kick), 6-75, 1:28 (0:00, 2nd)
- SD** - Muema 34-yd run (Marden kick), 7-64, 3:05 (10:51, 3rd)
- SD** - Roberts 6-yd pass f/Dingwell (Marden kick), 13-90, 6:35 (0:48, 3rd)
- SD** - Muema 82-yd run (Marden kick), 1-82, 0:14 (13:11, 2nd)

	SDSU	WYOMING
FIRST DOWNS	29	22
Rushing	18	10
Passing	10	8
Penalty	1	4
RUSHING YARDS	400	122
Rushing Attempts	48	36
Average Per Rush	8.3	3.4
TDs Rushing	4	2
Yards Gained Rushing	404	174
Yards Lost Rushing	4	52
PASSING YARDAGE	164	260
Completions-Attempts-Int	19-24-1	19-36-0
Average Per Pass	6.8	7.2
Average Per Catch	8.6	13.7
TDs Passing	2	2
TOTAL OFFENSE	564	382
Total Plays	72	72
Average Per Play	7.8	5.3
FUMBLES-Lost	2-2	1-1
PENALTIES-Yards	8-65	2-25
PUNTS-Yards	2-63	5-176
Average Per Punt	31.5	35.2
Net Punt Average	31.5	36.4
Inside 20	1	2
50+ Yards	0	0
Touchbacks	0	0
Fair catch	0	1
KICKOFFS-Yards	7-452	4-260
Average Per Kickoff	64.6	65.0
Net Yards Per Kickoff	48.7	36.8
Touchbacks	5	2
PUNT RETURNS: #-Yds-TD	2--6-0	0-0-0
Average Per Return	-3.0	0.0

KICKOFF RETURNS: #-Yds-TD	2-63-0	1-11-0
Average Per Return	31.5	11.0
INTERCEPTIONS: #-Yds-TD	0-0-0	1-57-0
FUMBLE RETURNS: #-Yds-TD	0-0-0	0-0-0
POSSESSION TIME	33:03	26:57
THIRD-DOWN CONVERSIONS	5 of 11	5 of 15
FOURTH-DOWN CONVERSIONS	4 of 4	3 of 4
RED-ZONE SCORES-CHANCES	4-4	1-3
Touchdowns	4-4	1-3
Field goals	0-4	0-3
SACKS BY: #-Yards	6-49	0-0
PAT KICKS	6-6	4-4
FIELD GOALS	0-0	0-0

INDIVIDUAL STATS

Rushing (Atts.-Yards-TDs): SDSU: Muema 26-255-4; Dingwell 4-46-0; Price 7-41-0; Kazee 8-35-0; Lockett 1-16-0; Escobar 2-7-0. WYOMING: May 15-87-0; Smith 21-35-2. **Passing (Comp.-Att.-Int., Yards, TDs):** SDSU: Dingwell 19-24-1, 164, 2. WYOMING: Smith 19-35-0, 260, 2; Team 0-1-0, 0, 0.

Receiving (No.-Yards-TDs): SDSU: Escobar 6-36-1; Lockett 3-37-0; Muema 2-22-0; Shields 2-20-0; Butler 2-18-0; Kazee 1-13-0; Vizzi 1-7-0; Roberts 1-6-1; Young 1-5-0. WYOMING: Herron 10-187-2; Rufra 3-22-0; May 3-15-0; Bruce 1-22-0; Norman 1-16-0; Miller 1-(-2)-0.

CHAMPIONSHIP NOTES

* San Diego State picked up its fourth Mountain West title of the 2012-13 academic year of the five possible trophies handed out to date in sports in which the University competes in the MW. The Aztecs won the regular-season titles for women's soccer, volleyball and football and claimed the tournament championship for women's soccer.

* SDSU claimed its 19th football conference championship today, but the first in the Mountain West era. Prior to today, San Diego State's last conference title came in 1998, its final season as a member of the Western Athletic Conference. That season, the Aztecs were co-Pacific Division champions.

TEAM NOTES

* With 400 rushing yards today, San Diego State broke a school record for the most rushing yards in program history (in the Division I era since 1969). The Aztecs now have 2,750 in 12 games. The previous best in a season was 2,476 in 13 games, set by the 1991 team (Marshall Faulk's freshman season).

* The 400 rushing yards were SDSU's second most in its Division I era, seventh most overall and most since recording 430 on Sept. 14, 1991 vs. Pacific.

* San Diego State won its ninth game of the season. This marks the first time the Aztecs have won nine regular-season games since the 1977 Claude Gilbert led squad posted a 10-1 record.

* SDSU claimed its seventh consecutive victory. It is the longest win streak since a seven-game winning streak from Nov. 15, 1980-Oct. 10, 1981. The last time San Diego State won seven straight games in a single-season prior to today was 1977 (Oct. 15-Nov. 26).

* Rocky Long, who earlier this season became the Mountain West all-time leader in coaching victories, has won 17 games in his first two years as head coach at SDSU. That is tied for the highest victory total in the first two seasons on The Mesa.

* San Diego State is now 26-12 since the beginning of the 2010 season. The 26 wins equals the total number of victories the Aztecs had in the 80 games prior to the 2010 campaign. SDSU posted a 26-54 during that period of time.

* San Diego State has now won 26 games over the past three seasons, its most over a three-year span since 1975-77, then those teams combined for 28 victories.

* The Aztecs won their final regular-season game for the third consecutive year. The last time SDSU won its final regular-season game in three straight years was 1986-88.

* San Diego State has received the ball first in all 12 games this season and 14 straight overall. The 14 consecutive games starting with the ball is the longest streak in the nation.

* The Aztecs were 4-for-4 on fourth down conversions and are now 14-for-21 (66.7 percent) on the season, a year after going 9-for-23 (39.1 percent).

TRENDS

* San Diego State has now scored a touchdown in 76 consecutive games.

* The Aztecs have at least one rushing touchdown in 20 consecutive games (dating back to the Oct. 8, 2011 contest vs. TCU), which is a school record in the Division I era (since 1969). The previous record was 19 set from Nov. 25, 1989-Oct. 12, 1991.

* SDSU improved to 8-1 this season and 15-1 in the Rocky Long era when leading after three quarters.

* San Diego State has scored in 11 consecutive third quarters and a touchdown on its first possession of the second half in three of the last four games.

SERIES NOTES

* San Diego State is now 16-18 all-time against Wyoming, including a 6-11 mark in Laramie.

* The Aztecs have won nine of the last 14 meetings between the two schools.

* The road team has now won each of the past four meetings.

COACH ROCKY LONG NOTES

* Head coach Rocky Long tied Claude Gilbert for the most coaching victories (17) ever through the first two seasons at SDSU.

* Improved to 17-8 as head coach with the Aztecs. The .680 winning percentage is the third highest in program history, trailing only Don Coryell (.840) and Claude Gilbert (.697).

* The 17-8 mark as head coach by Rocky Long is the best 25-game start by a San Diego State head coach since Claude Gilbert went 20-3-2 during the 1973 and 1974 seasons.

PLAYER NOTES

Adam Muema, So., RB (26 att., 255 yds., 4 TDs | 2 rec., 22 yds.)

* Had a career-high 255 rushing yards, his second career 200-yard game. The 255 yards were the ninth most in a game in program history and most since Larry Ned had 285 in 2001.

* He became the ninth player in school history with at least two, 200-yard rushing games.

* Broke 100 yards rushing for the sixth time this season (T-8th at SDSU) and seventh time of his career (T-12th at SDSU).

* Had a career-high four rushing touchdowns (four overall touchdowns were also a career high), which is tied for the fifth most in a game in program history.

* Had multiple touchdowns for the fifth time this season and sixth time of his career.

* Had multiple rushing touchdowns for the fourth time this year and fifth time of his career.

* Now has 17 overall touchdowns this season (8th at SDSU) and 21 for his career.

* Now has 16 rushing touchdowns this season (T-7th at SDSU) and 19 for his career (T-8th at SDSU).

Adam Dingwell, So., QB (19-for-24, 164 yds., 2 TDs | 4 att., 46 yds.)

* Set career highs in completions (19) and completion percentage (79.17 percent).

* Rushed for a career-high 46 yards on four attempts, including a career-long 22-yard run.

Gavin Escobar, Jr., TD (6 rec., 36 yds., 1 TD | 2 att., 7 yds.)

* Caught an 11-yard touchdown pass, his sixth of the season and 17th of his career.

* The six catches were the most by an Aztec this year.

* Had multiple receptions for the 10th time this season and 29th time of his career.

* Moved into 17th place on the school's all-time reception list with 123.

* Had his first two rushing attempts of his career for a total of seven yards, including a 9-yd gain.

Adam Roberts, So., TE (1 rec., 6 yds., 1 TD)

* Had his first career touchdown reception.

* Had his second catch of the season and third of his career.

Everett Beed, So., DL (4 tackles (3 solo), 2.0 sacks, 2.0 TFL)

* Had his first two sacks of the season.

* Had a career-high four tackles.

SAN DIEGO STATE UPDATED BIOS



#77 JOEL ALESI

Punter
Sophomore | SQ | 6-0 | 235
El Cajon, Calif. (Christian HS)

Has played in two games this season after not playing at all as a freshman in 2011 and redshirting in 2010. **2012:** Has a 43.50 punt average, which would rank 19th in the country if he had enough attempts to qualify (75 percent of games played, 3.6 punts per game) ... Four of his six punts have been fair caught, none of the six have been returned ... Logged his first career playing time in the opener at Washington ... Punted two times for 98 yards (49.0 avg.), including a career-long 56-yarder ... Neither punt against the Huskies was returned ... Did not play in the home opener against Army or against North Dakota ... Punted four times for 163 yards (40.8 avg.) against San Jose State ... Three of his four attempts were fair caught and none were returned ... Did not play at Fresno State, vs. Hawai'i, vs. Colorado State, at Nevada, vs. UNLV, at Boise State, vs. Air Force or at Wyoming. **2011:** Did not play in his second season at SDSU. **2010:** Joined the squad during the fall camp and ended up using his redshirt campaign.

High School: Member of the football team for three years at Christian High School, where he punted and also played defensive line and tight end ... Averaged over 44 yards per kick in 2009, highlighted by a long of 70 yards ... Scored three career TDs on an interception, blocked punt and fumble recovery ... Named the Patriots' Special Teams MVP in his final campaign ... An all-academic selection, who also competed in track and field four years ... League champion and sixth at CIFs in the discus as a junior.

Personal: Born Feb. 3, 1992, in El Cajon, Calif. ... Son of Thomas and Kathleen Alesi ... Father, Thomas, attended SDSU, as did his grandfather and several aunts and uncles ... Majoring in exercise and nutritional sciences.

ALESI'S CAREER STATISTICS

Year	G	No.	Yds.	Avg.	Lg.	TB	FC	I20	Bk.
2011									DNP
2012	2	6	261	43.5	56	0	4	1	0
Career	2	6	261	43.5	56	0	4	1	0

Career/2012 Highs: Punts: 4 vs. San Jose State (9/22/12); Yards: 163 vs. San Jose State (9/22/12); Avg. (min. 2 attempts): 49.0 (2-for-98) at Washington (9/1/12); Long: 56 at Washington (9/1/12).

ALESI'S CAREER GAME-BY-GAME

Opp.	No.	Yds.	Avg.	Lg.	TB	FC	I20	50+
at UW (9/1/12)	2	98	49.0	56	0	1	0	1
ARMY (9/8/12)			DNP					
UND (9/15/12)			DNP					
SJSU (9/22/12)	4	163	40.8	48	0	3	1	0
at FS (9/29/12)			DNP					
UH (10/6/12)			DNP					
CSU (10/13/12)			DNP					
at NV (10/20/12)			DNP					
UNLV (10/27/12)			DNP					
at BSU (11/3/12)			DNP					
AFA (11/10/12)			DNP					
at WYO (11/24/12)			DNP					



#26 MARCUS ANDREWS

Defensive Back
Junior | 2L | 6-0 | 190
Los Angeles, Calif. (Crenshaw HS)

Has only missed one game over his three-year career ... Has 14 career starts, including the last six games of this year at one of the Warrior spots ... Missed the 2012 spring drills to an injury.

2012: Has 23 tackles, four PBUs, an interception and a fumble recovery in 12 games ... Came off the bench in the opener at Washington, recording one pass breakup ... Logged two stops against Army ... Made one solo tackle vs. North Dakota ... Had a solo tackle and his second career fumble recovery vs. San Jose State ... Made two stops at Fresno State ... Saw action vs. Hawai'i, but did not record a stat ... Earned his first start of the season vs. Colorado State and had three tackles ... Made three stops (two solo) again at Nevada ... Had a season-high four tackles vs. UNLV and a career-high two PBUs, including a touchdown saving one on the final play of the first half ... Made three solo stops in a start at Boise State ... Had three tackles (all solo) with his first interception of the season vs. Air Force ... Had one tackle and a PBU in another start at Wyoming.

2011: Played in 12 contests, starting eight in a row before missing the bowl game due to injury ... Logged one solo tackle in the win over Cal Poly ... Recovered his first career fumble in the first quarter of the Army contest ... Forced his first career fumble and added a season-best three tackles in the win over Washington State ... One solo stop in the loss at Michigan ... Made his first start of the season and second of his career against TCU, tallying two tackles and a pass breakup ... Started again at Air Force, making a season-high four stops ... Also logged starts vs. Wyoming (two tackles), vs. New Mexico (one tackle), at CSU (one tackle) and vs. Boise State (one tackle) ... Had two tackles, including a TFL, and his first career interception at UNLV ... Made one stop vs. Fresno State.

2010: Appeared in all 13 contests, logging one start ... Had 33 tackles on the year and contributed five pass breakups, which were third most on the team ... Played his first career game against Nicholls, posting two solo tackles and a pass breakup as a reserve ... Had another PBU in the win over New Mexico State ... Three tackles and his third pass breakup of the year at No. 25 Missouri ... Three stops for the second game in a row against Utah State ... Doubled his previous high with six tackles in the loss at BYU ... Made four stops, including his first TFL, at New Mexico ... Three tackles and a PBU at Wyoming ... Had four tackles and a PBU vs. Colorado State ... Recorded two tackles with one TFL against TCU ... Made two stops vs. UNLV in his first career start. **2009:** Redshirted his first season at SDSU.

High School: A first-team all-area and all-city defensive selection who had six interceptions his senior year, while adding 45 tackles at Crenshaw High School ... Earned all-Coliseum League honors with 36 tackles, five pass breakups, two picks and a fumble recovery during his 2007 junior campaign ... Rated as the 84th-best cornerback nationally in the 2009 class by Scout.com.

Personal: Born June 16, 1991, in Los Angeles, Calif. ... Son of Janet Andrews ... Also received a scholarship offer to play football at Washington ... Is a sociology major.

M. ANDREWS' CAREER STATISTICS

Year	G/GS	UA-AT-TT	TFL-Yds.	Sks.	INT	PBU	FF-FR
2010	13/0	20-13-33	1.5-5	0-0	0-0	5	0-0
2011	12/8	14-7-21	1.0-4	0-0	1-0	1	0-1
2012	12/6	16-7-23	0-0	0-0	1-9	4	0-1
Total	37/14	50-27-77	2.5-9	0-0	2-9	10	0-2

Career Highs: Tackles: 6 at BYU (10/9/10), at Missouri (9/18/10); TFL: 1.0 at UNLV (11/26/11), at TCU (11/13/10); INT: 1 vs. Air Force (11/10/12), at UNLV (11/26/11); PBU: 2 vs. UNLV (10/27/12); FE: 1 vs. Washington State (9/19/11); FR: 1 vs. San Jose State (9/22/12), at Army (9/10/11).

2012 Highs: Tackles: 4 vs. UNLV (10/27/12); INT: 1 vs. Air Force (11/10/12); PBU: 2 vs. UNLV (10/27/12); FR: 1 vs. San Jose State (9/22/12).

M. ANDREWS' CAREER GAME-BY-GAME

Opp.	UA-AT-TT	TFL-Yds.	Sks.	INT	PBU	FF-FR
NICH (9/4/10)	2-0-2	0-0	0-0	0-0	1	0-0
at NMSU (9/11/10)	0-1-1	0-0	0-0	0-0	1	0-0
at Missouri (9/18/10)	1-2-3	0-0	0-0	0-0	1	0-0
USU (9/25/10)	1-2-3	0-0	0-0	0-0	0	0-0
at BYU (10/9/10)	4-2-6	0-0	0-0	0-0	0	0-0
AFA (10/16/10)	1-0-1	0-0	0-0	0-0	0	0-0
at UNM (10/23/10)	3-1-4	0.5-3	0-0	0-0	0	0-0
at WYO (10/30/10)	1-2-3	0-0	0-0	0-0	1	0-0
CSU (11/6/10)	2-0-2	0-0	0-0	0-0	1	0-0
at TCU (11/13/10)	2-0-2	1.0-2	0-0	0-0	0	0-0
UTAH (11/20/10)	2-2-4	0-0	0-0	0-0	0	0-0
UNLV (11/27/10)	1-1-2	0-0	0-0	0-0	0	0-0
NAVY (12/23/10)	0-0-0	0-0	0-0	0-0	0	0-0
CAL POLY (9/3/11)	1-0-1	0-0	0-0	0-0	0	0-0
at Army (9/10/11)	0-1-1	0-0	0-0	0-0	0	0-1
WSU (9/17/11)	2-1-3	0-0	0-0	0-0	0	1-0
at Mich. (9/24/11)	1-0-1	0-0	0-0	0-0	0	0-0
TCU (10/8/11)*	1-1-2	0-0	0-0	0-0	1	0-0
at AFA (10/13/11)*	2-2-4	0-0	0-0	0-0	1	0-0
WYO (10/29/11)*	1-1-2	0-0	0-0	0-0	0	0-0
UNM (11/5/11)*	0-1-1	0-0	0-0	0-0	0	0-0
at CSU (11/12/11)*	1-0-1	0-0	0-0	0-0	0	0-0
BSU (11/19/11)*	2-0-2	0-0	0-0	0-0	0	0-0
at UNLV (11/26/11)*	2-0-2	1-4	0-0	1-0	0	0-0
FS (12/3/11)*	1-0-1	0-0	0-0	0-0	0	0-0
vs. ULL (12/17/11)			DNP-INJ			
at UW (9/1/12)	0-0-0	0-0	0-0	0-0	1	0-0
ARMY (9/8/12)	1-1-2	0-0	0-0	0-0	0	0-0
UND (9/15/12)	1-0-1	0-0	0-0	0-0	0	0-0
SJSU (9/22/12)	1-0-1	0-0	0-0	0-0	0	0-1
at FS (9/29/12)	0-2-2	0-0	0-0	0-0	0	0-0
UH (10/6/12)	0-0-0	0-0	0-0	0-0	0	0-0
CSU (10/13/12)*	2-1-3	0-0	0-0	0-0	0	0-0
at NV (10/20/12)*	2-1-3	0-0	0-0	0-0	0	0-0
UNLV (10/27/12)*	2-2-4	0-0	0-0	0-0	2	0-0
at BSU (11/3/12)*	3-0-3	0-0	0-0	0-0	0	0-0
AFA (11/10/12)*	3-0-3	0-0	0-0	1-9	0	0-0
at WYO (11/24/12)*	1-0-1	0-0	0-0	0-0	1	0-0

* = Game started



#44 ROB ANDREWS

Linebacker
Senior | 3L | 6-2 | 220
Pleasanton, Calif. (Foothill HS)

Is coming off a broken foot, which sideline him for the final nine games of the season last year ... Is the only senior on the linebacker depth chart ... Physical player, who boasts starting experience.

2012: Has played in all 12 games off the bench this year, recording 19 tackles, including 1.0 TFL, and a PBU ... Logged time in a reserve role at Washington, but didn't record a stat ... Had his first tackle of the year (a solo one) in the home opener against Army ... Played in the North Dakota game, but did not have a stat ... Had his first PBU of the season vs. San Jose State ... Made a season-high three tackles off the bench at Fresno State ... Had another three tackles, including 0.5 TFL, vs. Hawai'i ... Made two stops vs. Colorado State ... Had two solo stops at Nevada ... Made one tackle vs. UNLV ... Played at Boise State, but did not record a stat ... Had a season-high four stops vs. Air Force, including three solo tackles ... Made three tackles (0.5 TFL) at Wyoming.

2011: Competed in the first four contests before missing the remainder of the year with a broken foot ... Reserve in the opener, making four tackles, including three solo efforts vs. Cal Poly ... Career-best nine stops at Army, while also tallying a tackle for a loss and a forced fumble ... Recovered a fumble that stopped a Washington State drive in the fourth

quarter ... Three solo efforts in the road game with Michigan.
2010: Played in all 13 outings with three as a starter ... Recorded three stops in the opener against Nicholls ... Followed that performance with five tackles and his first TFL against NMSU ... Two tackles in the win over Utah State ... Made four tackles in the win over Air Force ... First career PBU at New Mexico ... Had a career-high eight tackles vs. Colorado State ... In his first career start, had five tackles, including his first sack, and a forced fumble at TCU, which was recovered in the end zone for a touchdown ... Made four stops against Utah ... Had a tackle and a PBU vs. UNLV ... Recorded two tackles in the win over Navy.
2009: Appeared in his first games in the Red and Black, earning his first letter ... Made his debut vs. Southern Utah ... Played in five contests overall with his only two stops both coming at Air Force on Sept. 26.
2008: Did not play as a true freshman.

High School: Ran for over 1,000 yards and recorded 94 tackles and eight sacks his senior campaign at Foothill High School ... Ranked fifth in the 2008 *Contra Costa Times* "Cream Of The Crop" list ... Was a first-team all-league pick on both offense (fullback) and defense (linebacker) in 2007 ... All-East Bay first team as a linebacker ... Had 104 tackles and added eight sacks and four forced fumbles his junior season to garner all-state underclassmen honors ... Had 750 yards rushing on 145 carries and scored 16 touchdowns in 2006 ... First-team all-conference on offense as a junior and second team on defense ... Foothill went 6-5 and earned a spot in the North Coast Section 4A playoffs his senior year ... As a junior, under head coach Matt Sweeney, the Falcons were league champions going 6-0, finishing 12-1 overall and earning a berth in the North Coast Section 4A championship game ... All-conference honoree for the Falcons' lacrosse team ... Named Fall Athlete of the Month for September by the Foothill Boosters Club.

Personal: Born Jan. 25, 1990, in San Jose, Calif. ... Son of Marge and Steve Andrews ... Sister, Carrie, played soccer at Cal Poly and other sister, Cristen, played lacrosse at Cal ... Is majoring in business management.

R. ANDREWS' CAREER STATISTICS

Year	G/GS	UA-AT-TT	TFL-Yds.	Sks.	INT	PBU	FF-FR
2009	5/0	1-1-2	0-0	0-0	0-0	0	0-0
2010	13/3	21-13-34	1.5-8	1.0-6	0-0	2	1-0
2011	4/0	10-7-17	1.0-5	0-0	0-0	0	1-1
2012	12/0	13-6-19	1.0-1	0-0	0-0	1	0-0
Total	34/3	45-27-72	3.5-14	1.0-6	0-0	3	2-1

Career Highs: Tackles: 9 at Army (9/10/11); TFL: 1.0 at Army (9/10/11); 1.0 at TCU (11/13/10); Sacks: 1.0 at TCU (11/13/10); PBU: 1 vs. San Jose State (9/22/12), vs. UNLV (10/27/10), at New Mexico (10/23/10); FF: 1 at Army (9/10/11); at TCU (11/13/10); FR: 1 vs. Washington State (9/17/11).

2012 Highs: Tackles: 4 vs. Air Force (11/10/12); TFL: 0.5 at Wyoming (11/24/12), vs. Hawai'i (10/6/12); PBU: 1 vs. San Jose State (9/22/12).



#90 EVERETT BEED
Defensive Line
 Sophomore | SQ | 6-3 | 255
 Phelan, Calif. (Serrano HS)

Athletic defensive end, who has gained more playing time as the season as progressed ... Always seems to come up with a big play ... Has moved up the depth chart and is now listed as the backup to Cody Galea at the right defensive end spot.

2012: Has 10 tackles this season with 4.5 for a loss, two sacks and a fumble return for a touchdown ... Has seen action in nine of the team's 12 games this year, including each of the past seven contests ... Did not play in the opener at Washington ... Made his 2012 debut vs. Army, but did not record a stat ... Did not see action against North Dakota or San Jose State ... Had two tackles at Fresno State, making two tackles, including a 2-yard loss ... Assisted on a tackle

and TFL vs. Hawai'i ... Made a solo stop vs. Colorado State ... Had a solo tackle at Nevada ... Played vs. UNLV and at Boise State, but did not record a stat ... Made an 8-yard tackle for loss and returned a fumble 52 yards for a touchdown vs. Air Force ... The fumble return was the longest by an Aztec since Larry Parker had a 65-yard return vs. Air Force on Nov. 14, 2009 and the first fumble return for a touchdown since Jerome Long had one at No. 3 TCU on Nov. 13, 2010 ... Had a huge game at Wyoming, recording career highs in tackles (4), sacks (2) and tackles for loss (2).
2011: Appeared in one game for the Aztecs in 2011, earning time against Air Force ... Made the best of it with two tackles, including a 13-yard sack.
2010: Did not see action ... SDSU's defensive scout player of the year.

High School: Recorded 76 tackles, nine sacks and an interception during his senior season at Serrano High en route to earning team defensive most-valuable-player honors ... Was a two-time all-league selection ... On the offensive side of the ball, he caught 27 passes for 315 yards and a touchdown ... Was an all-CIF Southern Section Northwest Division selection ... Named to the San Bernardino team for the Inland Empire all-star football game ... As a junior, he posted 72 tackles with five sacks ... A three-star recruit by *Rivals.com* ... Was also a two-year letterwinner in basketball.

Personal: Born Dec. 13, 1991, in Bakersfield, Calif. ... Son of Bridget and Everett Beed ... Also received scholarship offers from Fresno State, Colorado State, New Mexico, UNLV and Utah State ... Majoring in criminal justice.

BEED'S CAREER STATISTICS

Year	G/GS	UA-AT-TT	TFL-Yds.	Sks.	INT	PBU	FF-FR
2011	1/0	1-1-2	1.0-13	1.0-13	0-0	0	0-0
2012	9/0	7-3-10	4.5-31	2.0-20	0-0	0	1-52
Total	10/0	8-4-12	5.5-44	3.0-33	0-0	0	1-52

Career/2012 Highs: Tackles: 4 at Wyoming (11/24/12); TFL: 2.0 at Wyoming (11/24/12); Sacks: 2.0 at Wyoming (11/24/12); FR: 1 vs. Air Force (11/10/12).



#20 NAT BERHE
Defensive Back
 Junior | 2L | 5-10 | 190
 Colton, Calif. (Colton HS)

An athletic defensive back, who had a fantastic junior season as a starter ... Has 27 career starts, including each of the past 26 games ... Two-time all-conference selection.

2012: A second-team all-Mountain West pick ... Midseason all-Mountain West second team by *Phil Steele's* ... Preseason all-Mountain West second team by *Athlon Sports*, *Lindy's* and *Phil Steele's* ... Leads the Aztecs in total tackles (87), while recording three PBUs, two interceptions, 2.0 tackles for loss and a fumble recovery ... Started at the Aztec spot in the opener at Washington and had a game-high-tying eight tackles, including five solo stops ... Also had a tackle for a loss and his second career fumble recovery ... Was named the Mountain West Defensive Player of the Week on Sept. 10 for his play against Army, when he had a then career-high 14 tackles, including 1.0 tackles for loss, and a pass breakup ... Had four tackles and a PBU vs. North Dakota ... Made five stops (all solo) against San Jose State ... Had six tackles at Fresno State ... Made two tackles and added a PBU vs. Hawai'i ... Had eight stops vs. Colorado State ... Had a career-high 15 tackles at Nevada, including 13 solo stops ... The 15 stops were the most by an Aztec since Corey Boudreaux (21) & Andrew Preston (18) did it vs. Air Force on Oct. 11, 2008 ... The 13 solo tackles are tied for the ninth most in a game in the country this season ... Had five stops vs. UNLV ... Made five stops and had his first interception of the season and fourth of his career at Boise State ... Had 12 tackles, including 10 solo stops, and an interception in the second straight game vs. Air Force ... Made three tackles at Wyoming.

An athletic defensive back, who had a standout sophomore campaign in his first year as a full-time starter in 2011 ... Ended spring drills atop the two-deep at the Aztec position ... SDSU's top returning tackler.

2011: Earned all-MW accolades as an honorable mention pick ... Started all 13 contests with the first six at one of the warrior spots and the final seven at Aztec ... His 67 tackles were third-most on the squad ... Also tied for second with a pair of interceptions and tied for third in pass breakups (5) ... 2011 midseason all-Mountain West first team by *Phil Steele's College Football Magazine* ... Starter at one of the warrior spots vs. Cal Poly, contributing three tackles ... Doubled his opening-game effort with six stops at Army ... Three solo tackles and his first pass breakup of the year vs. Washington State ... Logged his second career interception in the third quarter against Michigan, while also adding six tackles ... Tied as the team's second-leading tackler vs. TCU with a then season-high seven stops, including six solos, to go with a pass breakup ... Made three tackles at Air Force ... Had a season-high eight tackles in his first start at Aztec against Wyoming ... Made five tackles in another start vs. New Mexico ... Had six tackles, including a career-high two for a loss, along with a forced fumble (first of his career) and an interception en route to earning MW co-Defensive Player-of-the-Week honors ... Four tackles, 0.5 TFLs and a PBU vs. Boise State ... Had six stops and 0.5 TFL at UNLV ... Contributed a pass breakup against Fresno State ... Career and team game-high 10 stops in the loss to Louisiana-Lafayette in New Orleans.

2010: Competed in 12 of the 13 games, earning a pair of starts ... Was seventh on the team in tackles with 39, including 26 solo efforts ... Played his first collegiate game on defense and special teams vs. Nicholls, finishing with one solo stop ... Seven tackles, one TFL and recovered a fumble on punt coverage setting up an Aztec touchdown at New Mexico State ... Made two tackles and logged his first career PBU vs. No. 25 Missouri ... First career interception in the victory over Utah State, returning it 10 yards and also contributing four tackles ... Career high nine tackles with seven of those coming in the first half alone at BYU ... First career start in the upset of No. 23 Air Force ... Missed the Wyoming contest due to injury ... Career-high two PBUs and a pair of tackles vs. Colorado State ... Had three tackles and a PBU at TCU ... Made three stops vs. Utah ... Had three tackles against UNLV ... Made two solo stops as a starter in the win over Navy.

2009: Did not play as a true freshman.

High School: Led the Colton High Yellow Jackets to four consecutive San Andreas League championships ... A team captain in 2008 ... A three-time first-team all-San Andreas League selection ... A two-time first-team *Press-Enterprise* selection ... All-CIF defensive team in 2008 ... A two-time all-county selection ... Had 47 tackles (14 assisted) on the season and one interception as a senior ... Recorded a season-high 11 stops, including eight unassisted tackles against Cajon High ... Also had 32 rushes for 182 yards in 2008 ... Rated the No. 47 cornerback nationally by *Rivals* and the No. 83 cornerback prospect in America by *Scout.com* ... A two-year letterwinner in track and field ... Member of the National Honor Society.

Personal: Born July 6, 1991, in Fontana, Calif. ... Parents are Judy Berhe and Berhe Asfaha ... Brother, Tam, played football at Redlands ... Full name is Natneal Berhe ... Is a public administration major.

BERHE'S CAREER STATISTICS

Year	G/GS	UA-AT-TT	TFL-Yds.	Sks.	INT	PBU	FF-FR
2010	12/2	26-13-39	1.0-2	0-0	1-10	4	0-1
2011	13/13	43-24-67	3.5-8	0-0	2-1	5	1-0
2012	12/12	62-25-87	2.0-6	0-0	2-0	3	0-1
Total	37/27	131-60-193	6.5-16	0-0	5-11	12	1-2

Career Highs: Tackles: 15 at Nevada (10/20/12); TFL: 2.0 at Colorado State (11/12/11); INT: 1, five times; PBU: 2

vs. Colorado State (11/6/10); FF: 1 at Colorado State (11/12/11); FR: 1 at Washington (9/1/12), at New Mexico State (9/11/10).

2012 Highs: Tackles: 15 at Nevada (10/20/12); TFL: 1.0 vs. Army (9/8/12), at Washington (9/1/12); INT: 1 vs. Air Force (11/10/12), at Boise State (11/3/12); PBU: 1 vs. Hawai'i (10/6/12), vs. North Dakota (9/15/12), vs. Army (9/8/12); FR: 1 at Washington (9/1/12).

BERHE's CAREER GAME-BY-GAME

Opp.	UA-AT-TT	TFL-Yds.	Sks.	INT	PBU	FF-FR
NICH (9/4/10)	1-0-1	0-0	0-0	0-0	0	0-0
at NMSU (9/11/10)	3-4-7	1-0-2	0-0	0-0	0	0-1
at Mizzou (9/18/10)	1-1-2	0-0	0-0	0-0	1	0-0
USU (9/25/10)	3-1-4	0-0	0-0	1-10	0	0-0
at BYU (10/9/10)	6-3-9	0-0	0-0	0-0	0	0-0
AFA (10/16/10)	2-0-2	0-0	0-0	0-0	0	0-0
at UNM (10/23/10)	0-2-2	0-0	0-0	0-0	0	0-0
at WYO (10/30/10)			DNP-INJ			
CSU (11/6/10)	2-0-2	0-0	0-0	0-0	2	0-0
at TCU (11/13/10)	3-0-3	0-0	0-0	0-0	1	0-0
UTAH (11/20/10)	2-1-3	0-0	0-0	0-0	0	0-0
UNLV (11/27/10)	1-1-2	0-0	0-0	0-0	0	0-0
NAVY (12/23/10)	2-0-2	0-0	0-0	0-0	0	0-0
CAL POLY (9/3/11)*	2-1-3	0-0	0-0	0-0	0	0-0
at Army (9/10/11)*	5-1-6	0-0	0-0	0-0	0	0-0
WSU (9/17/11)*	3-0-3	0-0	0-0	0-0	1	0-0
at Mich. (9/24/11)*	3-3-6	0-0	0-0	1-0	0	0-0
TCU (10/8/11)*	6-1-7	0-0	0-0	0-0	1	0-0
at AFA (10/13/11)*	0-3-3	0-0	0-0	0-0	0	0-0
WYO (10/29/11)*	6-2-8	0-0	0-0	0-0	0	0-0
UNM (11/5/11)*	3-2-5	0-0	0-0	0-0	0	0-0
at CSU (11/12/11)*	3-3-6	2-0-6	0-0	1-1	0	1-0
BSU (11/19/11)*	3-1-4	0-5-0	0-0	0-0	1	0-0
at UNLV (11/26/11)*	3-3-6	0-5-1	0-0	0-0	0	0-0
FS (12/3/11)*	0-0-0	0-0	0-0	0-0	1	0-0
vs. ULL (12/17/11)*	6-4-10	0-5-1	0-0	0-0	1	0-0
at UW (9/1/12)*	5-3-8	1-0-1	0-0	0-0	0	0-1
ARMY (9/8/12)*	10-4-14	1-0-5	0-0	0-0	1	0-0
UND (9/15/12)*	2-2-4	0-0	0-0	0-0	1	0-0
SJSU (9/22/12)*	5-0-5	0-0	0-0	0-0	0	0-0
at FS (9/29/12)*	3-3-6	0-0	0-0	0-0	0	0-0
UH (10/6/12)*	2-0-2	0-0	0-0	0-0	1	0-0
CSU (10/13/12)*	4-4-8	0-0	0-0	0-0	0	0-0
at NV (10/20/12)*	13-2-15	0-0	0-0	0-0	0	0-0
UNLV (10/27/12)*	3-2-5	0-0	0-0	0-0	0	0-0
at BSU (11/3/12)*	2-3-5	0-0	0-0	1-0	0	0-0
AFA (11/10/12)*	10-2-12	0-0	0-0	1-0	0	0-0
at WYO (11/14/12)*	3-0-3	0-0	0-0	0-0	0	0-0

* = Game started



#12 JAKE BERNARDS

Quarterback
Junior | SQ | 6-5 | 215
Valencia, Calif. (West Ranch HS)

A tall, strong-armed athlete, who has served as one of the backup quarterbacks during his stay at SDSU ... Has not played in a game since the 2010 season.

2012: Moved to No. 2 on the depth chart for the UNLV game after Ryan Katz had a season-ending injury in the previous contest vs. Nevada ... Has not taken a snap yet this season.
2011: Did not play in a game.

2010: Made his first collegiate appearance in the fourth quarter against Nicholls, completing his only pass attempt for 10 yards ... Did not play again until the regular-season finale with UNLV, where he did not attempt a throw in the victory.
2009: Made the travel squad, but did not play as a true freshman.

High School: A 2008 team captain for West Ranch High ... An all-Foothill League selection after he passed for 1,695 yards on 136-of-264 attempts (51.5 percent) and connected for 13 touchdowns ... Also had 70 carries for 322 yards and two rushing scores in 2008 ... Threw for a season-high 348 yards on 26-of-46 passing against Beverly Hills ... An all-Foothill League pick as a junior after connecting on 83 of 149 attempts (55.7 completion percentage) for 952 yards and

seven scores ... A three-year letterwinner and first-team all-league selection in baseball for the Wildcats ... Led the baseball team twice in home runs ... A National Honor Society member.

Personal: Born May 14, 1991, in Valencia, Calif. ... Parents are Jamie and Ron Bernards... Is studying exercise and nutritional sciences at San Diego State.

BERNARDS' CAREER PASSING STATISTICS

Year	GP/GS	Att.	Com.	INT	Yds.	TDs	Pct.	Eff.
2010	2/0	1	1	0	10	0	100.00	184.00
2011					DNP			
2012					DNP			
Total	2/0	1	1	0	10	0	100.00	184.00

BERNARDS' CAREER RUSHING STATISTICS

Year	No.	Yds.	Avg.	TD	Lg
2010	0	0	0.0	0	0
2011					DNP
2012					DNP
Total	0	0	0.0	0	0

Career Highs: Attempts: 1 vs. Nicholls State (9/4/10); Completions: 1 vs. Nicholls State (9/4/10); Passing Yards: 10 vs. Nicholls State (9/4/10); Long Pass: 10 vs. Nicholls State (9/4/10).

2012 Highs: No stats.



#19 BRICE BUTLER

Wide Receiver
Senior | TR | 6-3 | 205
Norcross, Ga. (USC)

A transfer from USC, who was able to play right away instead of redshirting because he already earned his bachelor's degree ... Speedster with great hands.

2012: Has played in all 12 games this season, starting the past eight and recording 23 catches for 343 yards and four touchdowns ... Has at least one catch in 10 straight games ... Named a preseason second-team all-Mountain West pick by Phil Steele's ... Also selected as the "Top Newcomer" by USA Today Football Preview and ranked No. 10 on "MW Top-10 Talent" by Lindy's ... Played in the opener at Washington, but did not record a stat ... Also logged time against Army, but did not make a catch ... Caught a 44-yard touchdown pass from Ryan Katz in the first quarter vs. North Dakota, which was his first-ever catch and touchdown as an Aztec ... It was also his longest catch of his career ... Ended up with three receptions for 66 yards ... Had a 10-yard catch vs. San Jose State ... Earned his first start as an Aztec and seventh overall at Fresno State ... Had three receptions for 39 yards, including an 8-yard touchdown catch on a fourth and goal ... Started again vs. Hawai'i and had a 36-yard touchdown reception ... Had three catches for 43 yards and a 15-yard touchdown pass in a start vs. Colorado State ... Made a season-high four catches for 53 yards at Nevada ... Followed with another four grabs for 60 yards vs. UNLV, including a 43-yard catch ... Made a 7-yard catch at Boise State ... Had a 11-yard grab vs. Air Force ... Caught two balls for 18 yards at Wyoming.

At USC - 2011: Appeared in 11 games with the Trojans, catching 12 passes for 150 yards ... Had three catches for 27 yards in the opener vs. Minnesota ... Grabbed three balls for 25 yards at Arizona State ... Had two catches for 30 yards vs. Arizona ... Had single catches in back-to-back games at California (15 yards) and at Notre Dame (5 yards) ... Had a season-long 36-yard grab against Washington ... Had one reception vs. UCLA in the team's finale.

At USC - 2010: Was a backup wide receiver as a sophomore in 2010 ... Appeared in 12 of the team's 13 games, catching nine passes for 112 yards (12.4 avg.) with a touchdown ... Also made a tackle ... Had a 9-yard catch at Hawai'i and a 4-yard reception at Minnesota ... Had a 7-yard touchdown grab at Washington State ... Caught a 25-yard pass at Stanford ... Had a pair of catches for 18 yards against California ... Grabbed three catches for 49 yards against Arizona State.

At USC - 2009: Earned ESPN.com Pac-10 all-Freshman first-team honors ... Saw significant playing time as a backup wide receiver as a redshirt freshman ... Played in all 13 games with a start against Stanford, catching 20 balls for 292 yards (14.6 avg.) with two touchdowns ... Had one catch against San Jose State for 11 yards and one reception vs. Washington ... Had a 29-yard TD catch against Washington State ... Caught two passes at both California (27 yards) and Notre Dame (32 yards) ... Added a 20-yard reception against Oregon State, a 25-yard grab at Oregon and an 11-yarder at Arizona State ... While starting vs. Stanford, had six receptions for 96 yards (both career highs) with a 36-yard TD ... Had a pair of catches for 13 yards against UCLA, a 14-yard reception against Arizona and a 3-yard catch against Boston College.

High School: Had 1,186 receiving yards with 15 TD catches in 2007, as a senior wide receiver at Norcross (Ga.) High ... Earned numerous honors, including Super Prep All-American, Prep Star All-American, ESPN 150, Super Prep Elite 50, Prep Star Dream Team, Super Prep All-Dixie, Prep Star All-Southeast and Atlanta Journal Constitution Super Southern 100 ... As a junior in 2006, had 35 receptions for 680 yards (19.4 avg.) with nine TDs.

Personal: Majored in public policy, management and planning at USC ... His father, Bobby, was an All-American cornerback at Florida State in 1980, who then went on to play for 12 years (1981-92) in the NFL with the Atlanta Falcons ... His brother, Brenton, was on Fordham's basketball team (2007-10).

BUTLER's CAREER STATISTICS

Year	GP/GS	No.	Yds.	Avg.	TD	Lg
2009 [^]	13/1	20	292	14.6	2	36
2010 [^]	12/1	9	112	12.4	1	25
2011 [^]	11/4	12	150	12.5	0	36
2012	12/8	23	343	14.0	4	44
Total	48/14	64	897	14.0	7	44

Career Highs: Receptions: 6 vs. Stanford (11/14/09); Receiving Yards: 96 vs. Stanford (11/14/09); Receiving TDs: 1, seven times; Long Reception: 44 vs. North Dakota (9/15/12).

2012 Highs: Receptions: 4 vs. UNLV (10/27/12), at Nevada (10/20/12); Receiving Yards: 66 vs. North Dakota (9/15/12); Receiving TDs: 1, four times; Long Reception: 44 vs. North Dakota (9/15/12).

BUTLER's CAREER GAME-BY-GAME

Opp.	No.	Yds.	Avg.	TD
SJSU (9/5/09)	1	11	11.0	0
at Ohio St. (9/12/09)	0	0	0.0	0
at UW (9/19/09)	1	11	11.0	0
WSU (9/26/09)	1	29	29.0	1
at Cal (10/3/09)	2	27	13.5	0
at Notre Dame (10/17/09)	2	32	16.0	0
ORE. ST. (10/24/09)	1	20	20.0	0
at Oregon (10/31/09)	1	25	25.0	0
at ASU (11/7/09)	1	11	11.0	0
STANFORD (11/14/09)*	6	96	16.0	1
UCLA (11/28/09)	2	13	6.5	0
ARIZONA (12/5/09)	1	14	14.0	0
vs. BC (12/26/09)	1	3	3.0	0
at Hawai'i (9/2/10)*	1	9	9.0	0
VIRGINIA (9/11/10)	0	0	0.0	0
at Minn. (9/16/10)	1	4	4.0	0
at WSU (9/25/10)	1	7	7.0	1
UW (10/2/10)	0	0	0.0	0
at Stanford (10/9/10)	1	25	25.0	0
CAL (10/16/10)	2	18	9.0	0
OREGON (10/30/10)	0	0	0.0	0
ASU (11/6/10)	3	49	16.3	0
at Arizona (11/13/10)	0	0	0.0	0
at ORE. ST. (11/20/10)	0	0	0.0	0
NOTRE DAME (11/27/10)				DNP
at UCLA (12/4/10)	0	0	0.0	0
MINN. (9/3/11)	3	27	9.0	0
UTAH (9/10/11)	0	0	0.0	0

SYRACUSE (9/17/11)*	0	0	0.0	0
at ASU (9/24/11)	3	25	8.3	0
ARIZONA (10/1/11)*	2	30	15.0	0
at Cal (10/13/11)	1	15	15.0	0
at Notre Dame (10/22/11)*	1	5	5.0	0
STANFORD (10/29/11)			DNP	
at Colo. (11/4/11)	0	0	0.0	0
UW (11/12/11)	1	36	36.0	0
at Ore. (11/19/11)	0	0	0.0	0
UCLA (11/26/11)*	1	12	12.0	0
at UW (9/1/12)	0	0	0.0	0
ARMY (9/8/12)	0	0	0.0	0
UND (9/15/12)	3	66	22.0	1
SJSU (9/22/12)	1	10	10.0	0
at FS (9/29/12)*	3	39	13.0	1
UH (10/6/12)*	1	36	36.0	1
CSU (10/13/12)*	3	43	14.3	1
at NV (10/20/12)*	4	53	13.3	0
UNLV (10/27/12)*	4	60	15.0	0
at BSU (11/3/12)*	1	7	7.0	0
AFA (11/10/12)*	1	11	11.0	0
at WYO (11/17/12)*	2	18	9.0	0

* = Game started



#94 ROBERT CRAIGHEAD

Defensive Line
Freshman | RS | 6-3 | 265
Lakeside, Calif. (El Capitan HS)

Worked as a tight end a year ago, but moved to the defensive line this year.

2012: Has played in eight games with three tackles ... Logged his first ever playing time in the opener at Washington, but did not record a stat ... Also played vs. Army and North Dakota ... Did not play against San Jose State or at Fresno State ... Played vs. Hawaii without making the stat sheet ... Had his first career tackle vs. Colorado State ... Did not play at Nevada ... Had his first solo stop vs. UNLV ... Had a solo tackle at Boise State ... Played vs. Air Force and at Wyoming, but did not record a stat.

CRAIGHEAD'S CAREER STATISTICS

Year	G/GS	UA-AT-TT	TFL-Yds.	Sks.	INT	PBU	FF-FR
2012	8/0	2-1-3	0-0	0-0	0-0	0	0-0

Career/2012 Highs: Tackles: 1 at Boise State (11/3/12), vs. UNLV (10/27/12), vs. Hawaii (10/13/12).



#10 DYLAN DENSO

Wide Receiver
Junior | 2L | 6-2 | 205
Laguna Niguel, Calif. (Dana Hills HS)

Originally a walk-on, who was the only wide receiver on the active roster with a career catch entering 2011 ... Reliable pass catcher and route runner ... An SDSU scholar-athlete and MW all-academic selection.

2012: Has four catches this year for 63 yards ... Named a preseason all-Mountain West fourth-team selection by *Phil Steele's* ... Suffered a broken finger in fall camp, but came back to play in the opener at Washington ... Did not record a stat ... Caught his first pass for 10 yards against Army ... Did not play against North Dakota ... Came back and had a 21-yard grab vs. San Jose State ... Logged snaps at Fresno State, but did not make a catch ... Had season highs of two receptions and 32 yards against Hawaii ... Played against Colorado State, including time on special teams, but did not record a stat ... Earned his first start of the season at Nevada without registering a stat ... Played against vs. UNLV, at Boise State, vs. Air Force and at Wyoming without a stat.

2011: Appeared in all 13 contests, starting on 11 occasions ... Had a catch in 11 of 13 games, including three or more nine times ... Ranked third on the team in receiving yards (634), receptions (49) and receiving TDs (3) ... Got his first career start against Cal Poly ... Finished the victory over the Mustangs with four catches for 66 yards, including two touchdowns on receptions of 3 and 33 yards ... Made only one

catch at Army with it going for 13 yards ... Team's leading receiver against Washington State with four grabs for 61 yards, including a long of 25 ... Hauled in seven catches for 77 yards at No. 22/21 Michigan ... Made three grabs for 35 yards against TCU ... Had five catches for 83 yards at Air Force ... Played, but did not record any catches against Wyoming ... Had five catches for 71 yards vs. New Mexico ... Did not make a catch at Colorado State ... Tied his career high with seven catches for 51 yards vs. Boise State ... Had two catches for 24 yards, including a 6-yard TD reception at UNLV ... Caught six balls for 44 yards against Fresno State ... First career 100-yard receiving effort in the New Orleans Bowl vs. Louisiana-Lafayette, snagging five catches for 109 yards ... His 46-yard reception vs. the Cajuns is the longest of his career.

2010: Participated in all 13 contests on offense as well as special teams ... Caught four passes for 39 yards (9.8 ypc.) with a long of 12 yards ... Also made a pair of tackles ... Made his collegiate debut vs. Nicholls ... First catch as an Aztec went for 11 yards in the win at New Mexico State ... Had an 8-yard reception vs. Utah State and his long of the season for 12 yards at BYU ... Final catch was for 8 yards in the Poinsettia Bowl win over Navy.

2009: Did not play his first season on The Mesa.

High School: Lettered three times at Dana Hills High School in Dana Point, Calif. ... As a senior, served as team captain and was tabbed first-team all-league ... Two-time winner of his team's offensive MVP and wide receiver awards ... Second-team all-conference his junior campaign ... Played lacrosse for the Dolphins his junior year and was first-team all-league.

Personal: Born July 7, 1990, in Dana Point, Calif. ... Son of Debbie and Chuck Denso ... Parents both attended San Diego State ... Majoring in business.

DENSO'S CAREER STATISTICS

Year	GP/GS	No.	Yds.	Avg.	TD	Lg
2010	13/0	4	39	9.8	0	12
2011	13/11	49	634	12.9	3	46
2012	11/1	4	63	15.8	0	21
Total	37/12	57	736	12.9	3	46

Career Highs: Receptions: 7 vs. Boise State (11/19/11), at Michigan (9/24/11); Receiving Yards: 109 vs. Louisiana-Lafayette (12/17/11); Receiving TDs: 2 vs. Cal Poly (9/3/11); Long Reception: 46 vs. Louisiana-Lafayette (12/17/11).

2012 Highs: Receptions: 2 vs. Hawaii (10/6/12); Receiving Yards: 32 vs. Hawaii (10/6/12); Long Reception: 21 vs. Hawaii (10/6/12), vs. San Jose State (9/22/12).

DENSO'S CAREER GAME-BY-GAME

Opp.	No.	Yds.	Avg.	TD
NICH (9/4/10)	0	0	0.0	0
at NMSU (9/11/10)	1	11	11.0	0
at Missouri (9/18/10)	0	0	0.0	0
USU (9/25/10)	1	8	8.0	0
at BYU (10/9/10)	1	12	12.0	0
AFA (10/16/10)	0	0	0.0	0
at UNM (10/23/10)	0	0	0.0	0
at WYO (10/30/10)	0	0	0.0	0
CSU (11/6/10)	0	0	0.0	0
at TCU (11/13/10)	0	0	0.0	0
UTAH (11/20/10)	0	0	0.0	0
UNLV (11/27/10)	0	0	0.0	0
NAVY (12/23/10)	0	0	0.0	0
CAL POLY (9/3/11)*	4	66	16.5	2
at Army (9/10/11)*	1	13	13.0	0
WSU (9/17/11)*	4	61	15.3	0
at Mich. (9/24/11)*	7	77	11.0	0
TCU (10/8/11)*	3	35	11.7	0
at AFA (10/13/11)*	5	83	16.6	0
WYO (10/29/11)*	0	0	0.0	0
UNM (11/5/11)*	5	71	14.2	0
at CSU (11/12/11)*	5	0	0.0	0
BSU (11/19/11)*	7	51	7.3	0
at UNM (11/26/11)*	2	24	12.0	1

FS (12/3/11)*	6	44	7.3	0
vs. ULL (12/17/11)*	5	109	21.8	0
at UW (9/1/12)	0	0	0.0	0
ARMY (9/8/12)	1	10	10.0	0
UND (9/15/12)			DNP	
SJSU (9/22/12)	1	21	21.0	0
at FS (9/29/12)	0	0	0.0	0
UH (10/6/12)	2	32	16.0	0
CSU (10/13/12)	0	0	0.0	0
at NV (10/20/12)*	0	0	0.0	0
UNLV (10/27/12)	0	0	0.0	0
at BSU (11/3/12)	0	0	0.0	0
AFA (11/10/12)	0	0	0.0	0
at WYO (11/24/12)	0	0	0.0	0

* = Game started



#64 ZACH DILLEY

Offensive Line
Sophomore | SQ | 6-5 | 295
Sun City, Calif. (Paloma Valley HS)

Has started all 12 games at right tackle after not playing the past two seasons (redshirt in 2010) ... Has good size and footwork.

2012: Earned his first career start and playing time at Washington in the opening game at right tackle ... Followed with starts vs. Army, against North Dakota, vs. San Jose State, at Fresno State, vs. Hawaii, against Colorado State, at Nevada, vs. UNLV, at Boise State, vs. Air Force and at Wyoming.

2011: Did not play in his second season at SDSU.

2010: Did not play his first year on campus.

High School: Received third-team 2009 all-state accolades by *CalHiSports.com*, while playing at Paloma Valley High School in Menifee, Calif. ... First-team all-CIF and two-time first-team all-league for the Wildcats ... Named to the Riverside all-area first team as a senior ... Selected for the 2010 Inland Empire All-Star Classic football game ... Three-star recruit by *Rivals.com* ... Rated as the 59th-best prospect nationally at his position by *Rivals.com* ... Listed as the No. 3 offensive tackle prospect in the state of California by *Rivals.com* ... Earned a Scouts, Inc. grade of 73 on *ESPN.com* ... Also lettered in basketball as a senior.

Personal: Born Dec. 12, 1991, in Wildomar, Calif. ... Son of Donald and Rosalie Dilley ... His mother played college volleyball ... Also recruited by Cal, Washington, UNLV and UTEP ... Is a business major.

DILLEY'S CAREER STATISTICS

Year	GP/GS
2011	0/0
2012	12/12
Totals	12/12



#6 ADAM DINGWELL

Quarterback
Sophomore | 1L | 6-4 | 210
Rockwall, Texas (Rockwall HS)

Had a breakout game against Nevada after coming in for an injured Ryan Katz and leading the Aztecs to a come-from-behind victory ... Has won all four of the games he has started at quarterback since ... Is also the team's holder on all field goal attempts and PATs ... Only returner to attempt a pass a year ago ... Is an athletic, dual-threat quarterback.

2012: Is 71-for-115 on the season for 795 yards and eight touchdowns and four interceptions ... Also has 35 rushes for 96 yards and a touchdown ... Logged snaps in the opener at Washington, but did not attempt a pass ... Did attempt his first-ever rush, however, gaining seven yards on a 1st and 10 in the fourth quarter ... Rushed three times for 11 yards off the bench vs. Army, including a 7-yard touchdown run in the first quarter ... Logged playing time vs. North Dakota, but did not record a stat ... Carried twice for three yards against San Jose State ... Also came in on the team's last drive and

was 0-for-2 ... Came in at Fresno State, but did not record a stat ... Completed the first two passes of his career vs. Hawai'i, going 2-for-4 for 28 yards, including a 21-yard pass to Dylan Denso ... Came in to hold for PATs and FGs vs. Colorado State ... Had a breakout game at Nevada, coming in for an injured Ryan Katz and leading the Aztecs to a come-from-behind victory ... Was 14-for-23 for 177 yards and three touchdowns, all career-best marks ... The three touchdown passes tied Ryan Katz (North Dakota) for the most in a game this season by an Aztec ... Also had career highs in carries (11) and rushing yards (26), and had a career-long 18-yard rush ... Earned his first career start at quarterback against UNLV, and bettered his career bests with 231 passing yards, while adding two touchdowns ... Also had a career-long 52-yard pass completion to Gavin Escobar ... He became the first Aztecs' quarterback to win his first-ever start since Spencer Brinton in 1997 ... Was 12-for-18 for 105 yards at Boise State ... The 66.7 completion percentage was the best of his career ... With the win, he became the first SDSU quarterback to win his first two career starts since David Lowery did in October of 1991 ... Was 11-for-18 for 90 yards and a touchdown vs. Air Force ... Finished his regular season in style, going 19-for-24 for 164 yards and two touchdowns (and one interception) at Wyoming ... The 19 completions and 79.17 completion percentage were career highs ... Also rushed four times for a career-high 46 yards, including a career-long 22-yard run.

2011: Played in the first three contests of his collegiate career, coming in as a reserve behind center ... Debut came in the fourth quarter of the opener vs. Cal Poly when he attempted his only pass of the campaign ... Was in on the final play against Air Force ... Quarterbacked the final drive in SDSU's 35-7 win over New Mexico.

2010: Utilized his redshirt campaign ... SDSU's offensive scout player of the year.

High School: As a senior, completed 123-of-201 passes (61.2 percent) for 1,665 yards with 10 touchdowns and six interceptions at Rockwall High ... In his junior campaign, was 135-for-217 (62.2 percent) for 1,833 yards with 16 touchdowns and six interceptions ... Produced one of the nation's top games when he went 23-of-37 for 325 yards against Pearce High ... Earned his team's most outstanding contribution award and was also named the most conscientious player as a senior (voted on by coaches and players) ... Took part in SDSU's football camp prior to his senior season ... Nominated for ESPN/FCA Athlete of the Month honor ... Played tight end as a sophomore ... A two-star recruit by *Rivals.com* ... Lettered in baseball, basketball and track ... Member of the state champion baseball squad in 2006 and was basketball team captain as a senior ... Was a member of the National Honor Society.

Personal: Born Oct. 20, 1991, in Dallas, Texas ... Son of Rod and Mary Dingwell ... Also considered Utah, TCU, Baylor, UTEP, Western Kentucky and Kansas State ... Is a business major.

DINGWELL's CAREER PASSING STATISTICS

Year	GP/GS	Att.	Com.	INT	Yds.	TDs	Pct.	Eff.
2011	3/0	1	0	0	0	0	0.00	0.00
2012	12/4	115	71	4	795	8	61.74	135.81
Total	15/4	116	71	4	795	8	51.21	134.64

DINGWELL's CAREER RUSHING STATISTICS

Year	No.	Yds.	Avg.	TD	Lg
2011	0	0	0.0	0	0
2012	35	96	2.7	1	22
Total	35	96	2.7	1	22

Career/2012 Highs: Attempts: 26 vs. UNLV (10/27/12); Completions: 19 at Wyoming (11/24/12); Passing Yards: 231 vs. UNLV (10/27/12); Long Pass: 52 vs. UNLV (10/27/12); TDs Passing: 3 at Nevada (10/20/12); Completion Pct. (min. 12 att.): 79.17 (19-for-24) at Wyoming (11/24/12); Efficiency Rating: 168.56 at Nevada (10/20/12); Carries: 11 at Nevada

(10/20/12); Rushing Yards: 46 at Wyoming (11/24/12); Rushing TDs: 1 vs. Army (9/8/12); Long Rush: 22 at Wyoming (11/24/12).

DINGWELL's CAREER PASSING GAME-BY-GAME

Opp.	Att.	Com.	INT	Yds.	TDs	Pct.	Eff.
CAL POLY (9/3/11)	1	0	0	0	0	0.00	0.00
at Army (9/10/11)				DNP			
WSU (9/17/11)				DNP			
at Mich. (9/24/11)				DNP			
TCU (10/8/11)				DNP			
at AFA (10/13/11)	0	0	0	0	0	NA	0.00
WYO (10/29/11)				DNP			
UNM (11/5/11)	0	0	0	0	0	NA	0.00
at CSU (11/12/11)				DNP			
BSU (11/19/11)				DNP			
at UNLV (11/26/11)				DNP			
FS (12/3/11)				DNP			
vs. ULL (12/17/11)				DNP			
at UW (9/1/12)	0	0	0	0	0	NA	0.00
ARMY (9/8/12)	0	0	0	0	0	NA	0.00
UND (9/15/12)	0	0	0	0	0	NA	0.00
SJSU (9/22/12)	2	0	0	0	0	0.00	0.00
at FS (9/29/12)	0	0	0	0	0	NA	0.00
UH (10/6/12)	4	2	0	28	0	50.00	108.80
CSU (10/13/12)	0	0	0	0	0	NA	0.00
at NV (10/20/12)	23	14	0	177	3	60.87	168.56
UNLV (10/27/12)*	26	13	1	231	2	50.00	142.32
at BSU (11/3/12)*	18	12	1	105	0	66.67	104.56
AFA (11/10/12)*	18	11	1	90	1	61.11	110.33
at WYO (11/24/12)*	24	19	1	164	2	79.17	155.73

* = Game started

DINGWELL's CAREER RUSHING GAME-BY-GAME

Opp.	No.	Yds.	TD	Avg.	Tot. Off.
CAL POLY (9/3/11)	0	0	0	0.0	0
at Army (9/10/11)				DNP	
WSU (9/17/11)				DNP	
at Mich. (9/24/11)				DNP	
TCU (10/8/11)				DNP	
at AFA (10/13/11)	0	0	0	0.0	0
WYO (10/29/11)				DNP	
UNM (11/5/11)	0	0	0	0.0	0
at CSU (11/12/11)				DNP	
BSU (11/19/11)				DNP	
at UNLV (11/26/11)				DNP	
FS (12/3/11)				DNP	
vs. ULL (12/17/11)				DNP	
at UW (9/1/12)	1	7	0	7.0	7
ARMY (9/8/12)	3	11	1	3.7	11
UND (9/15/12)	0	0	0	0.0	0
SJSU (9/22/12)	2	3	0	1.5	3
at FS (9/29/12)	0	0	0	0.0	0
UH (10/6/12)	2	-9	0	-4.5	19
CSU (10/13/12)	0	0	0	0.0	0
at NV (10/20/12)	11	26	0	2.4	203
UNLV (10/27/12)	6	14	0	2.3	245
at BSU (11/3/12)	4	6	0	1.5	10
AFA (11/10/12)	2	-8	0	-4.0	82
at WYO (11/24/12)	4	46	0	11.5	210



#68 NIK EMBERNATE

Offensive Line
Senior | 3L | 6-4 | 300
Yucaipa, Calif. (Yucaipa HS)

Aggressive offensive lineman, who has started 45 outings in his career, the most of any current Aztec ... Four-year starter at right guard ... Helped SDSU post three straight 2,000-yard seasons, including a school-record 2,750 this year.

2012: Named a first-team all-Mountain West pick, just the second Aztec to be on the first team since 2003 ... A preseason all-Mountain West pick by *Lindy's Sports* (first team) and *Phil Steele's* (second team) ... Voted the team's Offensive Lineman of the Year ... Has the most starts of any current Aztecs with 44 ... Started the team's opener at Washington

at the right guard position ... Followed with the start in the home opener against Army, against North Dakota, San Jose State, at Fresno State, against Hawai'i, vs. Colorado State, at Nevada, vs. UNLV, at Boise State, vs. Air Force and at Wyoming.

2011: Starter in all but one contest ... Was a 2011 preseason all-MW second team pick by *Lindy's Sports*, *Phil Steele* and *Athlon Sports* ... 2011 midseason all-MW second team by *Phil Steele* ... Starter at right guard for the 22nd consecutive contest in the win over Cal Poly ... In the starting lineup at Army and against Washington State, Michigan, TCU, Air Force, Wyoming and New Mexico ... Missed the Colorado State game with an injury, ending a streak of 29 consecutive contests with a start ... Came back to start in the final four outings, including the New Orleans Bowl.

2010: Started all 13 outings at right guard.

2009: Part of the 2008 recruiting class, who enrolled at SDSU in time for the 2009 spring semester ... Did not play in the team's first four contests ... Starter in his first career game in the win over New Mexico State at right guard ... Also a starter vs. BYU, Colorado State, New Mexico, TCU, Wyoming, Utah and UNLV ... Received the team's outstanding freshman award.

High School: A two-time first-team all-county selection at Yucaipa High School under coach Scott Pearne ... Helped the Thunderbirds to a 7-4 overall record and a third-place league finish as a senior ... Anchored an offensive line that helped the team rush for over 240 yards in an outing in 2007 and advance to the playoffs for the second year in a row ... Citrus Belt all-league first-team honoree each of his final two seasons ... First-team all-area by the *Press Enterprise* in 2007 ... Two-time captain ... Member of the inland all-star team at the inaugural Southern California Bowl ... Also competed in track and field, throwing the shot put and discus ... League champ in the shot put as a junior.

Personal: Born Nov. 3, 1990, in Fontana, Calif. ... Son of Mathew Embernate and Valerie Monroe ... Is a social science major.

EMBERNATE's CAREER STATISTICS

Year	GP/GS
2009	8/8
2010	13/13
2011	12/12
2012	12/12
Total	45/45



#88 GAVIN ESCOBAR

Tight End
Junior | 2L | 6-6 | 255
Rancho Santa Margarita, Calif. (SM Catholic HS)

One of the top tight ends in the country ... Huge target, who has outstanding hands and is hard to bring down ... Earned All-America accolades in each of the past two seasons (honorable mention pick in 2011 and freshman honoree in 2010) ... Among tight ends since 2011, he is tied for second in the country in touchdowns (13), fourth in receiving yards (1,299) and sixth in receptions (92) ... Three-time all-Mountain West selection ... Has four career 100-yard receiving games (two this season) and three games with two touchdowns ... Has 121 career catches, which ranks 17th in program history.

2012: A first-team all-Mountain West pick ... Is a John Mackey Award semifinalist (Most Outstanding Tight End) and on the Rotary Lombardi Award Watch List (Top Lineman) ... Also on the CFPA Tight End Trophy Watch List ... A midseason second-team all-Mountain West pick by *Phil Steele's* ... Preseason first-team all-Mountain West by the MW media, *Phil Steele's*, *Athlon Sports* and *Lindy's Sports* ... Listed at No. 3 on the MW Top-10 NFL Talent by *Lindy's Sports* ... Leads the Aztecs in receptions (41), receiving yards (519) and receiving touchdowns (6) ... Has 10 receptions for 20 or more yards, the most on the team, and 30 for his career ...

Among the tight ends in the nation, Escobar is tied for fifth in touchdowns, tied for 11th in receptions and 14th in receiving yards ... Started the opener at Washington and caught two passes for eight yards ... Caught two balls for 34 yards in the home opener vs. Army ... Had a huge game against North Dakota with five receptions for 117 yards, including a 20-yard touchdown ... Four of his five catches were for first downs ... Had five receptions, 46 yards and a TD against San Jose State ... Had a 33-yard reception at Fresno State ... Caught two balls for 16 yards against Hawai'i ... Had four receptions for 24 yards vs. Colorado State ... Caught five balls for 39 yards and two touchdowns in a start at Nevada, including a 21-yard acrobatic catch in overtime ... His play vs. the Wolf Pack earned him recognition by the CFPA as an honorable mention tight end of the week ... Caught four passes for a game-high 108 yards and a touchdown against UNLV ... Included in the four receptions was a season-high 52-yarder ... Had team highs of five catches and 58 yards at Boise State ... Played against Air Force, but did not make a catch, which snapped a streak of 17 consecutive games with at least one reception ... Came back with six catches (most by an Aztec this season) for 36 yards and a touchdown at Wyoming.

2011: On the Mackey Award Watch List as one of the nation's top tight ends ... Honorable mention All-American by *SI.com* ... First-team all-conference honoree ... 2011 pre-season all-MW honors by *Lindy's Sports* (first team), *Athlon Sports* (second team) and *Phil Steele* (second team) ... Tabbed to *Phil Steele's* 2011 midseason all-MW first team ... Played in all 13 outings, starting six times, despite breaking his hand midseason ... SDSU's second-leading receiver with 51 grabs for 780 yards and seven scores ... His total catches and receiving yards both are second in school season history among tight ends, trailing only Tim Delany (1970) ... His 60.0 receiving yards per game ranked third nationally among tight ends ... Hauled in his fifth career touchdown in the season-opening win over Cal Poly ... Overall, had four catches for 36 yards as a starter against the Mustangs ... Reserve at Army, but did not make a reception ... Career-best two touchdowns with both coming in the second half of the win over WSU, ending with four grabs for 58 yards ... Made a season-high five catches as a starter at Michigan, compiling 64 receiving yards, including a season-long 30-yard effort ... Was the team's leading receiver vs. TCU, logging three receptions for a career-high 68 yards and a touchdown ... One of his catches vs. the Horned Frogs went for a season-long 39 yards ... Logged playing time at Air Force, but did not record a stat ... Had a career-high 95 receiving yards and a TD catch vs. Wyoming, including a season-long 44-yard catch, despite playing with a broken hand ... Caught three balls for 25 yards vs. New Mexico ... Had game highs of six receptions and 58 yards at Colorado State ... Had a career game against Boise State, setting highs of eight catches, 113 yards and two touchdowns (tied) ... Caught four passes for 68 yards at UNLV ... Had his second 100-yard receiving game of his career against Fresno State, hauling in six catches for 125 yards ... Made four catches for 70 yards in the New Orleans Bowl.

2010: Second-team freshman All-American by *Rivals.com*, *CollegeFootballNews.com* and *Phil Steele.com* ... Named a second-team all-Mountain West Conference pick ... Played in all 13 contests, starting the last 12 ... Had 19 receptions for either first downs or touchdowns in 2010 ... His 29 catches and four TDs on the year were third on the team ... Played in his first career game as an Aztec, logging his first career catch for 27 yards in the opening win over Nicholls ... First career start and first career touchdown at New Mexico State ... Ended the win over the Aggies with two catches for 33 yards, including a 14-yard TD reception in the first quarter ... Starter again at No. 25 Missouri, posting a pair of catches to go with a tackle ... Two grabs for 57 yards as a starter vs. Utah State ... His career-long 45-yard reception in the first

quarter set up the team's second touchdown ... Only catch at BYU was a one-yard TD on a critical fourth-down play ... Second consecutive game with a touchdown, making a spectacular one-handed catch for an eight-yard score in the second half vs. No. 23 Air Force ... Reception was rated No. 2 on *ESPN's* top plays of the day ... Two catches for 11 yards in the win at New Mexico ... Had a career-high and team-high four receptions for 42 yards vs. Colorado State ... Improved his career high with six catches for 62 yards against Utah, including a 14-yard touchdown ... Caught four balls for 42 yards vs. UNLV ... Made three grabs for 24 yards against Navy.

2009: Did not see any action in his first year on campus. **High School:** Standout at Santa Margarita Catholic High School in Orange County ... A 2008 Trinity League second-team selection on offense after grabbing 37 receptions for 492 yards and six scores ... Had seven receptions for 130 yards against St. Bonaventure, the eventual state Division III champion ... Named the player of the game for his performance ... As a junior, caught 11 passes for 163 yards (14.8 yards per catch) ... Listed as the No. 79 tight end nationally by *Scout.com* ... A preseason "Senior to Watch" by *ocvarsity.com* ... Ranked No. 20 on the "Top 20 O.C. Recruits for Class of 2009" list by *ocvarsity.com* ... Also competed in basketball.

Personal: Born Feb., 3, 1991, in New York, N.Y. ... Son of Harry and Erin Escobar ... Committed to San Diego State early in the recruiting process ... Is studying public administration.

ESCOBAR'S CAREER STATISTICS

Year	GP/GS	No.	Yds.	Avg.	TD	Lg
2010	13/12	29	323	11.1	4	45
2011	13/6	51	780	15.3	7	55
2012	12/5	41	519	12.7	6	52
Total	38/23	121	1,622	13.4	17	55

Career Highs: Receptions: 8 vs. Boise State (11/19/11); Receiving Yards: 125 vs. Fresno State (12/3/11); Receiving TDs: 2 at Nevada (10/20/12), vs. Boise State (11/19/11), vs. Washington State (9/7/11); Longest Reception: 55 vs. Fresno State (12/3/11).

2012 Highs: Receptions: 6 at Wyoming (11/24/12); Receiving Yards: 117 vs. North Dakota (9/15/12); Receiving TDs: 2 at Nevada (10/20/12); Longest Reception: 52 vs. UNLV (10/27/12).

ESCOBAR'S CAREER GAME-BY-GAME

Opp.	No.	Yds.	Avg.	TD
NICH (9/4/10)	1	27	27.0	0
at NMSU (9/11/10)*	2	33	16.5	1
at Missouri (9/18/10)*	2	5	2.5	0
USU (9/25/10)*	2	57	28.5	0
at BYU (10/9/10)*	1	1	1.0	1
AFA (10/16/10)*	1	8	8.0	1
at UNM (10/23/10)*	2	11	5.5	0
at WYO (10/30/10)*	1	8	8.0	0
CSU (11/6/10)*	4	42	10.5	0
at TCU (11/13/10)*	0	0	0.0	0
UTAH (11/20/10)*	6	65	10.8	1
UNLV (11/27/10)*	4	2	10.5	0
NAVY (12/23/10)*	3	24	8.0	0
CAL POLY (9/3/11)*	4	36	9.0	1
at Army (9/10/11)	0	0	0.0	0
WSU (9/17/11)	4	58	14.5	2
at Mich (9/24/11)*	5	64	12.8	0
TCU (10/8/11)*	3	68	22.7	1
at AFA (10/13/11)	0	0	0.0	0
WYO (10/29/11)	4	95	23.8	1
UNM (11/5/11)	3	25	8.3	0
at CSU (11/12/11)	6	58	9.7	0
BSU (11/19/11)*	8	113	14.1	2
at UNLV (11/26/11)*	4	68	17.0	0
FS (12/3/11)*	6	125	20.8	0
vs. ULL (12/17/11)	4	70	17.5	0
at UW (9/11/12)*	2	8	4.0	0

ARMY (9/8/12)	2	34	17.0	0
UND (9/15/12)*	5	117	23.4	1
SJSU (9/22/12)*	5	46	9.2	1
at FS (9/29/12)	1	33	33.0	0
UH (10/6/12)	2	16	8.0	0
CSU (10/13/12)	4	24	6.0	0
at NV (10/20/12)*	5	39	7.8	2
UNLV (10/27/12)	4	108	27.0	1
at BSU (11/3/12)*	5	58	11.6	0
AFA (11/10/12)	0	0	0.0	0
at WYO (11/24/12)	6	36	6.0	1

* = Game started



#49 WES FEER

Kicker
Junior | TR | 5-11 | 205
Chino Hills, Calif. (Riverside College)

Joined the Aztecs in the spring semester ...

Played in two games in his first season on The Mesa.

2012: Handled all kickoffs in the opener at Washington, averaging 51.3 yards per kickoff on three attempts ... Was slated to be the kicker for field goals and PAT's, but was unused ... Did not play against Army or vs. North Dakota ... Kicked off twice against San Jose State, averaging 58.0 yards per attempt ... Did not make the trip to Fresno State and did not play at home vs. Hawai'i or against Colorado State ... Also didn't travel to Nevada, play at home vs. UNLV, travel to Boise State, play against Air Force or travel to Wyoming.

At Riverside: Kicked at Riverside College under former SDSU head coach Tom Craft last year ... Helped the Tigers to a 11-0 record in 2011 and a No. 5 national ranking, their best season since winning the state and national championship (*USA Today*) in 1989 ... Was one of 14 players at Riverside to land a spot at a Division I school ... Led the 2011 squad in scoring with 107 points ... Was 14-for-25 on field-goal attempts with a long of 45 yards ... Was 65-for-67 on extra-point attempts ... Also averaged 63.7 yards per kickoff with 15 touchbacks ... Attended Arizona Western College as a freshman.

High School: Lettered two years at Chino Hills High School, where he kicked and punted for the Huskies ... Had nine field goals as a senior and 40 PATs, while averaging 37.9 yards per punt, including a long of 60 yards ... Converted the longest field goal in the state at 54 yards in 2009 ... Was a first-team all-league choice as well as an all-Valley selection ... Also participated in soccer.

Personal: Born Sept. 12, 1991, in Upland, Calif. ... Son of Cathy and Gary Feer ... Was also recruited by San Jose State ... Plans on majoring in business finance.

FEER'S CAREER KICKING STATISTICS

Year	FGM-A	Pct.	01-19	20-29	30-39	40-49	50+	Lg.	Blk.
2012	0-0	.000	0-0	0-0	0-0	0-0	0-0	0	0

FEER'S CAREER KICKOFF STATISTICS

Year	Att.	Yds.	Avg.	TB	OB
2012	5	270	54.0	0	0

FEER'S CAREER GAME-BY-GAME

Opp.	PATs		FGs		
	Md.	Att.	Md.	Att.	Long Blkd.
at UW (9/1/12)	0	0	0	0	N/A
ARMY (9/8/12)			DNP		
UND (9/15/12)			DNP		
SJSU (9/22/12)*	0	0	0	0	N/A
at FS (9/29/12)			DNP		
UH (10/6/12)			DNP		
CSU (10/13/12)			DNP		
at NV (10/20/12)			DNP		
UNLV (10/27/12)			DNP		
at BSU (11/3/12)			DNP		
AFA (11/10/12)			DNP		
at WYO (11/24/12)			DNP		

FEER'S KICKOFFS GAME-BY-GAME

Opp.	No.	Yds.	Avg.	TB
at UW (9/1/12)	3	154	51.3	0
ARMY (9/8/12)		DNP		
UND (9/15/12)		DNP		
SJSU (9/22/12)	2	116	58.0	0
at FS (9/29/12)		DNP		
UH (10/6/12)		DNP		
CSU (10/13/12)		DNP		
at NV (10/20/12)		DNP		
UNLV (10/27/12)		DNP		
at BSU (11/3/12)		DNP		
AFA (11/10/12)		DNP		
at WYO (11/24/12)		DNP		



#42 JAKE FELY
Linebacker
Sophomore | 1L | 5-10 | 210
Oceanside, Calif. (Oceanside HS)

Tough and aggressive linebacker with a great motor ... Granted a medical redshirt in 2010 after playing in only three games ... Came back to earn the No. 1 spot at middle linebacker ... Is one of six Aztecs from Oceanside High School ... SDSU's only returning starter at linebacker ... Has started all 25 games the past two seasons.

2012: Named a second-team all-Mountain West selection ... Was a preseason third-team all-Mountain West pick by *Phil Steele's* ... Voted the team's Defensive Player of the Year ... Leads the squad in solo stops (64), tackles for loss (11.5), sacks (7) and forced fumbles (2), while adding 86 tackles (second on team), two fumble recoveries and a PBU ... Ranks fourth in the conference in both sacks per game (0.58) and TFL per game (0.96) ... Has been named a Mountain West Defensive Player of the Week twice this season, becoming the first Aztec to win the weekly defensive honor twice since Joe Martin in 2006 ... Started the opener at Washington as the middle linebacker and had seven tackles, including four solo and 1.0 for a loss ... Made five stops (all solo) vs. Army as a starter, including a 4-yard sack ... Against North Dakota had two tackles, a sack and his first career PBU ... Had three stops vs. San Jose State ... Made three tackles, including a sack, and added his first career fumble recovery at Fresno State ... Had six tackles (five solo), which tied for the most on the team against Hawai'i ... Was named the Mountain West Defensive Player of the Week on Oct. 15 for his play against Colorado State, where he set career highs in tackles (13), TFL (3.5) and sacks (2.0), while adding a fumble recovery ... The 3.5 tackles for loss were the most since Miles Burris had 3.5 vs. UNLV on Nov. 27, 2010 ... Also was named one of two CFP National Defensive Performers of the Week and one of two CFP National Linebackers of the Week ... Had nine tackles at Nevada with 0.5 TFL ... Made 11 stops, 2.0 sacks, 2.0 TFL and forced a fumble vs. UNLV en route to earning MW Defensive Player-of-the-Week accolades ... Had seven tackles at Boise State, including a TFL ... Had another double-digit tackle game vs. Air Force, making 10 stops and forcing a fumble ... Made 10 tackles (seven solo) with 0.5 TFL at Wyoming ... Numbers over the past six games: 60 tackles (43 solo), 7.5 TFL, 4.0 sacks, two forced fumbles and one fumble recovery.

2011: Started all 13 contests at middle linebacker ... Made 58 tackles, including 5.5 for a loss, while also tying for the team lead in fumbles forced with three ... Tabbed the squad's outstanding freshman ... First career start against Cal Poly, tying for the team lead in tackles with six, including one for a loss, while adding a forced fumble ... Forced a fumble for the second outing in a row, while also tallying a career-high eight stops in the victory at Army ... Tied for the team lead in tackles with seven against Washington State, including a career-best 2.5 for a loss and a sack ... Forced his third fumble of the season in the third quarter of the Michigan game, while also adding three tackles ... Was in on five stops against TCU ... Had two tackles at Air Force ... Made four stops, including

a TFL vs. Wyoming ... Had three tackles, including a sack against New Mexico ... Made three stops at Colorado State, against Boise State and at UNLV ... Had five tackles vs. both Fresno State and Louisiana-Lafayette.

2010: Played both special teams and on defense as a true freshman ... Logged minutes in three games, but ultimately redshirted after getting injured in practice following the Missouri contest ... Both of his tackles were for a loss, including a nine-yard sack in the opener with Nicholls.

High School: First-team all-CIF San Diego Section as a senior at Oceanside High ... His prep team was No. 1 in the state during his senior season and was ranked nationally ... Was a three-time all-league selection ... Named Hall of Champions Athlete of the Month in September 2009 ... Also earned letters in wrestling and baseball ... Named MVP of his 2007 baseball team and was the 2008 defensive player of the year on his football team.

Personal: Born March 2, 1992, in Oceanside, Calif. ... Son of Cindy and Siliva Fely, Jr. ... His mother, grandmother and aunt all attended SDSU ... Also considered attending BYU, Colorado State, Nevada, Wyoming and UNLV ... Is studying criminal justice.

FELY'S CAREER STATISTICS

Year	G/GS	UA-AT-TT	TFL-Yds.	Sks.	INT	PBU	FF-FR
2010	3/0	1-1-2	1.5-10	1.0-9	0-0	0	0-0
2011	13/13	28-27-55	5.5-10	1.5-10	0-0	0	3-0
2012	12/12	64-22-86	11.5-58	7.0-46	0-0	1	2-2
Total	28/25	93-50-143	18.5-78	9.5-65	0-0	1	5-2

Career Highs: Tackles: 13 vs. Colorado State (10/13/12); TFL: 3.5 vs. Colorado State (10/13/12); Sacks: 2.0 vs. UNLV (10/27/12), vs. Colorado State (10/13/12); PBU: 1 vs. North Dakota (9/17/12); FF: 1, five times; FR: 1 vs. Colorado State (10/13/12) at Fresno State (9/29/12).

2012 Highs: Tackles: 13 vs. Colorado State (10/13/12); TFL: 3.5 vs. Colorado State (10/13/12); Sacks: 2.0 vs. UNLV (10/27/12), vs. Colorado State (10/13/12); PBU: 1 vs. North Dakota (9/15/12); FF: 1 vs. Air Force (11/10/12), vs. UNLV (10/27/12); FR: 1 vs. Colorado State (10/13/12), at Fresno State (9/29/12).

FELY'S CAREER GAME-BY-GAME

Opp.	UA-AT-TT	TFL-Yds.	Sks.	INT	PBU	FF-FR
NICH (9/4/10)	1-1-2	1.5-10	1.0-9	0-0	0	0-0
at NMSU (9/11/10)	0-0-0	0-0	0-0	0-0	0	0-0
at Missouri (9/18/10)	0-0-0	0-0	0-0	0-0	0	0-0
USU (9/25/10)			DNP-INJ			
at BYU (10/9/10)			DNP-INJ			
AFA (10/16/10)			DNP-INJ			
at UNM (10/23/10)			DNP-INJ			
at WYO (10/30/10)			DNP-INJ			
CSU (11/6/10)			DNP-INJ			
at TCU (11/13/10)			DNP-INJ			
UTAH (11/20/10)			DNP-INJ			
UNLV (11/27/10)			DNP-INJ			
NAVY (12/23/10)			DNP-INJ			
CAL POLY (9/3/11)*	4-2-6	1.0-1	0-0	0-0	0	1-0
at Army (9/10/11)*	3-5-8	0-0	0-0	0-0	0	1-0
WSU (9/17/11)*	4-3-7	2.5-10	1.0-7	0-0	0	0-0
at Mich. (9/24/11)*	1-2-3	0-0	0-0	0-0	0	1-0
TCU (10/8/11)*	1-4-5	0-0	0-0	0-0	0	0-0
at AFA (10/13/11)*	1-1-2	0-0	0-0	0-0	0	0-0
WYO (10/29/11)*	3-1-4	1.0-1	0-0	0-0	0	0-0
UNM (11/5/11)*	1-2-3	0.5-3	0.5-3	0-0	0	0-0
at CSU (11/12/11)*	2-1-3	0-0	0-0	0-0	0	0-0
BSU (11/19/11)*	2-1-3	0-0	0-0	0-0	0	0-0
at UNLV (11/26/11)*	2-1-3	0-0	0-0	0-0	0	0-0
FS (12/3/11)*	4-1-5	0-0	0-0	0-0	0	0-0
vs. ULL (12/17/11)*	1-4-5	0.5-0	0-0	0-0	0	0-0
at UW (9/1/12)*	4-3-7	1.0-1	0-0	0-0	0	0-0
ARMY (9/8/12)*	5-0-5	1.0-4	1.0-4	0-0	0	0-0
UND (9/15/12)*	2-0-2	1.0-7	1.0-7	0-0	1	0-0
SJSU (9/22/12)*	3-0-3	0-0	0-0	0-0	0	0-0
at FS (9/29/12)*	2-1-3	1.0-9	1.0-9	0-0	0	0-1
UH (10/6/12)*	5-1-6	0-0	0-0	0-0	0	0-0
CSU (10/13/12)*	9-4-13	3.5-21	2.0-17	0-0	0	0-1

at NV (10/20/12)*	8-1-9	0.5-1	0-0	0-0	0	0-0
UNLV (10/27/12)*	8-3-11	2.0-9	2.0-9	0-0	0	1-0
at BSU (11/3/12)*	6-1-7	1.0-5	0-0	0-0	0	0-0
AFA (11/10/12)*	5-5-10	0-0	0-0	0-0	0	1-0
at WYO (11/24/12)*	7-3-10	0.5-1	0-0	0-0	0	0-0

* = Game started



#47 CODY GALEA
Defensive Line
Sophomore | 1L | 6-3 | 265
Elk Grove, Calif. (Franklin HS)

Has improved throughout the season, starting the past eight games at right defensive end ... Quick and agile defender.

2012: Has played in all 12 games this year with starts over the last eight games, recording 22 tackles, 3.5 TFL and 2.5 sacks ... Came of the bench in the opener at Washington to record two tackles, including a 6-yard sack ... Played against Army, but did not record a stat ... Chipped in with an assisted sack against North Dakota ... Had a solo stop vs. San Jose State ... Earned his first-ever start at Fresno State and had a tackle and 0.5 TFL ... Started again vs. Hawai'i and had a career-high three stops ... Made his third straight start vs. Colorado State and had a solo tackle ... Started again at Nevada and tied his career best with three tackles ... Logged his fifth straight start against UNLV and made two stops ... Started at Boise State and had two assisted tackles ... Had a career-high four tackles with 0.5 TFL vs. Air Force ... Made two stops in another start at Wyoming, including an 8-yard sack.

2011: Participated in nine contests, including each of the last five ... Totaled six tackles, including two for a loss and a sack ... Logged his first snaps against Cal Poly, making a tackle for a five-yard loss ... Also played at Army, against Washington State and at Michigan, but did not record a stat ... Had a tackle in back-to-back games at Colorado State and at home vs. Boise State ... Made two tackles, including his first career sack, at UNLV ... Had a stop against Fresno State ... Played but did not log a stat in the bowl game.

2010: Did not play as a true freshman.

High School: Three-year starting varsity linebacker at Franklin High ... Two-time all-Delta Valley Conference honoree ... An honorable mention all-metro selection after breaking the school record with 134 total tackles as a junior (2008) ... Led the league in solo tackles with 79 over 10 games and recorded 25 tackles-for-loss ... Also had 17 pressures, four sacks and a pair of blocked PATs ... As a senior, finished with 102 tackles and three sacks ... Member of the Sacramento All-Star squad that played in the Holiday Classic in Sacramento vs. the East Bay All-Stars ... Holds a Franklin High School record with 244 career tackles ... Also a two-time conference wrestling champion and the 2009 sub-section champ at 215 pounds.

Personal: Born Jan. 10, 1992, in Elk Grove, Calif. ... Son of Paul and Elizabeth Galea ... Had offers from Nevada, Army, Sacramento State and UC Davis ... Majoring in business with a focus in financial services.

GALEA'S CAREER STATISTICS

Year	G/GS	UA-AT-TT	TFL-Yds.	Sks.	INT	PBU	FF-FR
2011	9/0	2-4-6	2.0-10	1.0-5	0-0	0	0-0
2012	12/8	13-9-22	3.5-22	2.5-18	0-0	0	0-0
Total	21/8	15-13-28	5.5-32	3.5-23	0-0	0	0-0

Career Highs: Tackles: 4 vs. Air Force (11/10/12); TFL: 1.0, four times; Sacks: 1.0 at Wyoming (11/24/12), at Washington (9/1/12), at UNLV (11/26/11).

2012 Highs: Tackles: 4 vs. Air Force (11/10/12); TFL: 1.0 at Wyoming (11/24/12), at Washington (9/1/12); Sacks: 1.0 at Wyoming (11/24/12), at Washington (9/1/12).

GALEA'S CAREER GAME-BY-GAME

Opp.	UA-AT-TT	TFL-Yds.	Sks.	INT	PBU	FF-FR
CAL POLY (9/3/11)	1-0-1	1.0-5	0-0	0-0	0	0-0
at Army (9/10/11)	0-0-0	0-0-0	0-0	0-0	0	0-0

WSU (9/17/11)	0-0-0	0-0-0	0-0	0-0	0	0-0
at Mich. (9/24/11)	0-0-0	0-0	0-0	0-0	0	0-0
TCU (10/8/11)			DNP			
at AFA (10/13/11)			DNP			
WYO (10/29/11)			DNP			
UNM (11/5/11)			DNP			
at CSU (11/12/11)	0-1-1	0-0	0-0	0-0	0	0-0
BSU (11/19/11)	0-1-1	0-0	0-0	0-0	0	0-0
at UNLV (11/26/11)	1-1-2	1.0-5	1.0-5	0-0	0	0-0
FS (12/3/11)	0-1-1	0-0	0-0	0-0	0	0-0
vs. ULL (12/17/11)	0-0-0	0-0	0-0	0-0	0	0-0
at UW (9/1/12)	1-1-2	1.0-6	1.0-6	0-0	0	0-0
ARMY (9/8/12)	0-0-0	0-0	0-0	0-0	0	0-0
UND (9/15/12)	0-1-1	0.5-4	0.5-4	0-0	0	0-0
SJSU (9/22/12)	1-0-1	0-0	0-0	0-0	0	0-0
at FS (9/29/12)*	0-1-1	0.5-2	0-0	0-0	0	0-0
UH (10/6/12)*	3-0-3	0-0	0-0	0-0	0	0-0
CSU (10/13/12)*	1-0-1	0-0	0-0	0-0	0	0-0
at NV (10/20/12)*	2-1-3	0-0	0-0	0-0	0	0-0
UNLV (10/27/12)*	2-0-2	0-0	0-0	0-0	0	0-0
at BSU (11/3/12)*	0-2-2	0-0	0-0	0-0	0	0-0
AFA (11/10/12)*	1-3-4	0.5-2	0-0	0-0	0	0-0
at WYO (11/24/12)*	2-0-2	1.0-8	1.0-8	0-0	0	0-0

* = Game started



#7 DWAYNE GARRETT
Running Back
 Freshman | RS | 6-0 | 205
 Scottsdale, Ariz. (Chaparral HS)

Talented and versatile athlete, who is great in the open field and can catch the ball out of the backfield ... Carried five times in the 2011 opener before being sidelined by an injury.

2012: Has played in 11 games this year, mostly on special teams ... Has seven rushes for 30 yards ... Made his 2012 debut at Washington on special teams ... Played the following week in the home opener vs. Army, carrying five times for 16 yards ... Logged time in the special teams vs. North Dakota, against San Jose State and again at Fresno State, but did not record a stat ... Rushed two times for 14 yards vs. Hawaii with both attempts going for seven yards apiece ... Played on special teams vs. Colorado State ... Traveled to Nevada, but did not play in the game ... Saw time on special teams once again vs. UNLV ... Had arguably the biggest play at Boise State when he blocked a punt, which led to an Aztec touchdown and a lead they would never relinquish ... With the blocked punt, he got credited with a 17-yard return ... Logged time against Air Force and at Wyoming on special teams.

2011: Enrolled at SDSU for the 2011 spring semester and was a member of the 2010 signing class ... Played in the opener against Cal Poly, carrying five times for 17 yards (3.4 yards per carry) ... Ended up battling an injury, leading to a redshirt season.

High School: As a senior at Chaparral, rushed 168 times for 1,847 yards and 35 touchdowns ... The Firebirds won the state 5A-II title in 2009, when he ran for 107 yards and scored three TDs ... Named 5A-II all-state and state player of the year by *Scout.com* ... *Scottsdale Republic's* all-Northeast Valley Player of the Year ... As a junior, logged 223 carries for 1,943 yards and 31 touchdowns and also caught 12 balls for 281 yards and a pair of scores ... First team all-region in 2008 ... Helped Chaparral to a 48-6 record over his four years ... No. 18 overall recruiting prospect in Arizona by *Rivals.com* ... Rated the No. 2 running back prospect in Arizona by *MaxPreps* and *Scout.com* ... A three-star recruit by *Rivals.com* ... Also lettered in track.

Personal: Born Sept. 15, 1991 ... Son of Sherry and Ronald Garrett ... Originally from North Carolina ... Also had offers from Colorado State, Idaho, New Mexico State, Northern Arizona and UNLV ... Is a business major.

GARRETT's CAREER RUSHING STATISTICS

Year	GP/GS	No.	Yds.	Avg.	TD	Lg
2011	1/0	5	17	3.4	0	7
2012	11/0	7	30	4.3	0	7
Total	12/0	12	47	3.9	0	7

Career Highs: Carries: 5 vs. Army (9/8/12), vs. Cal Poly (9/3/11); Rushing Yards: 17 vs. Cal Poly (9/3/11); Long Rush: 7 vs. Hawaii (10/6/12), vs. Army (9/8/12), Cal Poly (9/3/11); Punt Returns: 1 at Boise State (11/3/12); Punt Return Yards: 17 at Boise State (11/3/12).

2012 Highs: Carries: 5 vs. Army (9/8/12); Rushing Yards: 16 vs. Army (9/8/12); Long Rush: 7 vs. Hawaii (10/6/12), vs. Army (9/8/12); Punt Return Yards: 17 at Boise State (11/3/12).

GARRETT's CAREER GAME-BY-GAME

Opp.	Rushing			Receiving				
	Att.	Yds.	TD	Avg.	No.	Yds.	TD	Avg.
at UW (9/1/12)	0	0	0	0.0	0	0	0	0.0
ARMY (9/8/12)	5	16	0	3.2	0	0	0	0.0
UND (9/15/12)	0	0	0	0.0	0	0	0	0.0
SJSU (9/22/12)	0	0	0	0.0	0	0	0	0.0
at FS (9/29/12)	0	0	0	0.0	0	0	0	0.0
UH (10/6/12)	2	14	0	7.0	0	0	0	0.0
CSU (10/13/12)	0	0	0	0.0	0	0	0	0.0
at NV (10/20/12)				DNP				
UNLV (10/27/12)	0	0	0	0.0	0	0	0	0.0
at BSU (11/3/12)	0	0	0	0.0	0	0	0	0.0
AFA (11/10/12)	0	0	0	0.0	0	0	0	0.0
at WYO (11/24/12)	0	0	0	0.0	0	0	0	0.0



#66 RILEY GAULD
Offensive Line
 Senior | 1L | 6-5 | 300
 Santa Ynez, Calif. (Allan Hancock College)

Veteran guard, who made his SDSU debut a year ago ... Was one of only three current Aztecs with a career start on the offensive line entering 2012 ... Has seven starts over his career, including six this year.

2012: Has played in 10 games this season with starts in six contests ... Played in the first three games at Washington, vs. Army and against North Dakota ... Did not play against San Jose State ... Logged time in the game at North Dakota ... Earned his first start of the season at left guard vs. Hawaii and second of his career ... Started again against Colorado State, Nevada, UNLV, Boise State and Air Force ... Did not play at Wyoming.

2011: Completed in two games, starting one ... First outing in the Red & Black was in the fourth quarter of the season opener vs. Cal Poly ... Started in place of Nik Embernate at guard in the victory over Colorado State.

2010: Redshirted his first season at San Diego State.

At Allan Hancock: Played tackle at Allan Hancock College in Santa Maria, Calif. ... First-team all-conference and all-state in 2009 ... Hancock had the state's No. 1 rushing offense in 2008 ... Earned second-team all-conference honors and team co-offensive lineman-of-the-year accolades as a freshman.

High School: Attended Santa Ynez High School in Santa Ynez, Calif. ... Was an all-league, all-county and all-area pick at right tackle.

Personal: Born Dec. 8, 1989, in Goleta, Calif. ... Son of Randy and Denise Gauld ... Also received a scholarship offer from Nevada ... Is majoring in history.

GAULD's CAREER STATISTICS

Year	GP/GS
2011	2/1
2012	10/6
Total	12/7



#48 JOSH GAVERT
Linebacker
 Sophomore | 1L | 6-2 | 220
 Lakewood, Calif. (Mayfair HS)

A smart player with good instincts ... Has played in all 25 games of his career with one start.

2012: Has played in all 12 games with his first career start ... Has 23 tackles, including 3.0 TFL, an interception, a sack and a fumble recovery ... Had two stops off the bench in the season opener at Washington ... Had a career-high four tackles against Army and his first career interception ... Recorded a tackle for loss against North Dakota ... Saw action vs. San Jose State, but did not record a stat ... Earned his first career start at Fresno State and had a career-high seven tackles, including 0.5 TFL ... Made two tackles and recovered his first career fumble off the bench vs. Hawaii ... Recorded three solo stops vs. Colorado State ... Logged snaps at Nevada, vs. UNLV and at Boise State, but did not record a stat ... Made two stops vs. Air Force, while adding a sack and the first forced fumble of his career ... Had two tackles and 0.5 TFL at Wyoming.

2011: Was a reserve in all 13 games ... Contributed eight tackles with two of those being sacks ... Played in his first game of his career in the opener against Cal Poly ... Also saw time at Army ... Made his first career stop vs. Washington State ... Played at Michigan, but did not record a stat ... Made a career-best two tackles in back-to-back Mountain West games against TCU and at Air Force ... Logged snaps in each of the next four contests vs. Wyoming, New Mexico, at Colorado State and against Boise State ... Had his first career sack and tackle for loss at UNLV ... Followed that up with a 10-yard sack vs. Fresno State ... Assisted on a tackle in the bowl game in New Orleans.

2010: Utilized his redshirt campaign.

High School: Four-year varsity letterman and three-year starter at Mayfair High School ... As a senior, totaled 138 tackles (13.8 tackles per game, 85 solo, 53 assists) to lead the Suburban League ... Had a school-record 25 tackles in a single contest ... First-team all-conference his final year ... During his junior campaign, totaled 58 tackles and 2.5 sacks ... A three-star prospect by *Rivals.com* ... Also competed in the 100 and 200 meters for the track team ... Was a scholar-athlete at Mayfair.

Personal: Born Aug. 22, 1992, in Fountain Valley, Calif. ... Son of Pepe and Carlene Gavert ... Cousin, Ronald Kennedy Jr., plays cornerback at Arizona State ... Picked SDSU over the likes of Colorado, Arizona State and Idaho State ... Has yet to decide on a major.

GAVERT's CAREER STATISTICS

Year	G/GS	UA-AT-TT	TFL-Yds.	Sks.	INT	PBU	FF-FR
2011	13/0	5-3-8	2.0-14	2.0-14	0-0	0	0-0
2012	12/1	17-6-23	3.0-9	1.0-4	1-9	0	1-1
Total	25/1	22-9-31	5.0-23	3.0-18	1-9	0	1-1

Career Highs: Tackles: 7 at Fresno State (9/29/12); TFL: 1.0, four times; Sacks: 1.0 vs. Air Force (11/10/12), vs. Fresno State (12/3/11), at UNLV (11/26/11); INT: 1 vs. Army (9/8/12); FF: 1 vs. Air Force (11/10/12); FR: 1 vs. Hawaii (10/6/12).

2012 Highs: Tackles: 7 at Fresno State (9/29/12); TFL: 1.0 vs. Air Force (11/10/12), vs. North Dakota (9/15/12); Sacks: 1.0 vs. Air Force (11/10/12); INT: 1 vs. Army (9/8/12); FF: 1 vs. Air Force (11/10/12); FR: 1 vs. Hawaii (10/6/12).

GAVERT's CAREER GAME-BY-GAME

Opp.	UA-AT-TT	TFL-Yds.	Sks.	INT	PBU	FF-FR
CAL POLY (9/3/11)	0-0-0	0-0	0-0	0-0	0	0-0
at Army (9/10/11)	0-0-0	0-0	0-0	0-0	0	0-0
WSU (9/17/11)	1-0-1	0-0	0-0	0-0	0	0-0
at Mich. (9/24/11)	0-0-0	0-0	0-0	0-0	0	0-0
TCU (10/8/11)	1-1-2	0-0	0-0	0-0	0	0-0
at AFA (10/13/11)	1-1-2	0-0	0-0	0-0	0	0-0
WYO (10/29/11)	0-0-0	0-0	0-0	0-0	0	0-0
UNM (11/5/11)	0-0-0	0-0	0-0	0-0	0	0-0

at CSU (11/12/11)	0-0-0	0-0	0-0	0-0	0	0-0
BSU (11/19/11)	0-0-0	0-0	0-0	0-0	0	0-0
at UNLV (11/26/11)	1-0-1	1.0-4	1.0-4	0-0	0	0-0
FS (12/3/11)	1-0-1	1.0-10	1.0-10	0-0	0	0-0
vs. ULL (12/17/11)	0-1-1	0-0	0-0	0-0	0	0-0
at UW (9/1/12)	1-1-2	0-0	0-0	0-0	0	0-0
ARMY(9/8/12)	3-1-4	0-0	0-0	1-9	0	0-0
UND (9/15/12)	1-0-1	1.0-3	0-0	0-0	0	0-0
SJSU (9/22/12)	0-0-0	0-0	0-0	0-0	0	0-0
at FS (9/29/12)*	6-1-7	0.5-1	0-0	0-0	0	0-0
UH (10/6/12)	1-1-2	0-0	0-0	0-0	0	0-1
CSU (10/13/12)	3-0-3	0-0	0-0	0-0	0	0-0
at NV (10/20/12)	0-0-0	0-0	0-0	0-0	0	0-0
UNLV (10/27/12)	0-0-0	0-0	0-0	0-0	0	0-0
at BSU (11/3/12)	0-0-0	0-0	0-0	0-0	0	0-0
AFA (11/10/12)	1-1-2	1.0-4	1.0-4	0-0	0	1-0
at WYO (11/24/12)	1-1-2	0.5-1	0-0	0-0	0	0-0

* = Game started



#65 JAPHETH GORDON
Offensive Line
Junior | SQ | 6-3 | 295
Canyon Country, Calif. (Canyon HS)

A physical, hard-nosed player with six career starts (all this season) ... An SDSU scholar-athlete.

2012: Started the first five games of the season at left guard and again at Wyoming in the regular season finale ... Missed the six games in between, mainly because of a foot injury ... Earned his first career start at Washington in the opening game at left guard ... It was his first game action since the opening contest of the 2011 campaign ... Also started the next game against Army and the following contests vs. North Dakota, San Jose State and at Fresno State ... Missed the Hawai'i game with a foot injury ... Dressed vs. Colorado State, at Nevada, against UNLV, at Boise State and vs. Air Force, but did not play in the game ... Returned to action at Wyoming with a start.

2011: Saw playing time in a reserve role in the opener against Cal Poly.

2010: Came off the bench in two outings ... First career contest was the opener against Nicholls ... Also played vs. UNLV.

2009: Did not see action in his first year on campus.

High School: Attended Canyon High School in Canyon Country, Calif. ... First-team all-Foothill League on the defensive line as a senior and second-team pick as a junior.

Personal: Born Dec. 27, 1990, in Hawaii ... Son of Amy Jackson and Steve Johnson ... Social science major with a minor in geography.

GORDON's CAREER STATISTICS

Year	GP/GS
2010	2/0
2011	1/0
2012	6/6
Total	9/6



#30 DARIUS GUILLORY
Defensive Back
Freshman | RS | 5-10 | 185
Temecula, Calif. (Chaparral HS)

Good athlete, who has been mainly used in special teams ... Is the backup at the Aztec spot.

2012: Has played in all 12 games this season, the first 12 of his career, mostly on special teams ... Recorded two tackles in his first-ever collegiate game in the team's opener at Washington ... Added another two stops vs. Army ... Played at home against North Dakota, but did not record a stat ... Made tackle against San Jose State ... Played, but did not record a stat at Fresno State ... Had one stop vs. Hawai'i ... Had two assisted tackles against Colorado State ... Made a solo tackle at Nevada ... Played against UNLV, at Boise State, vs. Air Force and at Wyoming, but did not register a stat.

2011: Did not play his first year at SDSU, utilizing his redshirt season.

High School: A three-star signee by *Rivals.com* ... Two-star recruit by *ESPN.com*, he received a *Scouts, Inc.* grade of 71 and is listed as the No. 105 cornerback recruit ... A second-team selection to *Sectionsports.com's* all-state team as a safety ... An all-CIF running back selection in 2010 ... Earned all-Southwestern League honors on both offense and defense as a senior ... In three seasons, had 139 tackles, eight interceptions, 16 pass deflections, eight fumble recoveries and three forced fumbles ... The eight interceptions are tied for second in school history ... On offense, rushed for 1,038 yards and 13 touchdowns, including 819 yards and 11 scores as a senior in 2010 ... Caught 80 career passes for 1,148 yards (14.4 avg.) ... As a junior, named CIF co-defensive most valuable player while leading the Pumas to a first-place regional finish ... Also earned all-league defense first-team accolades.

Personal: Born Dec. 11, 1992, in La Mesa, Calif. ... Son of Youlanda Senegal and Herman A. Guillory, Jr. ... Considered USC and Oregon State during the recruiting process ... Is undecided on a major at SDSU.

GUILLORY's CAREER STATISTICS

Year	G/GS	UA-AT-TT	TFL-Yds.	Sks.	INT	PBU	FF-FR
2012	12/0	5-4-9	0-0	0-0	0-0	0	0-0
Career/2012	Highs:	Tackles:	2 vs. Colorado State (10/13/12), vs. Army (9/8/12), at Washington (9/1/12).				

GUILLORY's CAREER GAME-BY-GAME

Opp.	UA-AT-TT	TFL-Yds.	Sks.	INT	PBU	FF-FR
at UW (9/1/12)	1-1-2	0-0	0-0	0-0	0	0-0
ARMY (9/8/12)	2-0-2	0-0	0-0	0-0	0	0-0
UND (9/15/12)	0-0-0	0-0	0-0	0-0	0	0-0
SJSU (9/22/12)	1-0-1	0-0	0-0	0-0	0	0-0
at FS (9/29/12)	0-0-0	0-0	0-0	0-0	0	0-0
UH (10/6/12)	0-1-1	0-0	0-0	0-0	0	0-0
CSU (10/13/12)	0-2-2	0-0	0-0	0-0	0	0-0
at NV (10/20/12)	1-0-1	0-0	0-0	0-0	0	0-0
UNLV (10/27/12)	0-0-0	0-0	0-0	0-0	0	0-0
at BSU (11/3/12)	0-0-0	0-0	0-0	0-0	0	0-0
AFA (11/10/12)	0-0-0	0-0	0-0	0-0	0	0-0
at WYO (11/24/12)	0-0-0	0-0	0-0	0-0	0	0-0



#37 VANESS HARRIS
Linebacker
Junior | 1L | 6-2 | 255
Los Angeles, Calif. (Dorsey HS)

Big outside linebacker, who has nine career starts ... Good tackler with big play potential.

2012: Has played in all 12 games this season with starts in the first seven contests ... Has 30 tackles, 5.0 TFL, 3.0 sacks, a forced fumble and a PBU ... Started in the opener at Washington ... Set career highs with five tackles (all solo), sacks (1.0) and PBU's (1), while his 2.0 tackles for loss tied a career best ... Had four stops in a starting role vs. Army ... Started once again vs. North Dakota and had a tackle ... Earned the start vs. San Jose State, but did not record a stat ... Made four stops and forced his first career fumble at Fresno State ... Started vs. Hawai'i, but did not record a stat ... Recorded two solo tackles against Colorado State ... Came off the bench for the first time at Nevada and made a career-high six stops (five solo) with 2.0 TFL ... Had two tackles, including a sack against UNLV ... Made one stop at Boise State ... Had three tackles vs. Air Force ... Had two stops at Wyoming, including an 8-yard sack.

2011: Played in all 13 of the team's games, starting in back-to-back outings vs. TCU and Air Force ... Totaled 24 tackles with 4.5 for a loss and a pair of recovered fumbles ... Posted two solo tackles with both for a loss of yardage in the opener with Cal Poly ... Recovered his first career fumble at Army, which led to an Aztec touchdown ... Also added two solo efforts vs. the Black Knights ... Played, but did not log a tackle against Washington State ... One solo tackle at Michigan ...

Made his first collegiate start against TCU, coming up with a career-best four tackles and recovering his second fumble on punt coverage ... Had two stops at Air Force ... Had a 13-yard tackle for loss vs. Wyoming ... Played against New Mexico, but did not record a stat ... Made three stops at Colorado State and two vs. Boise State ... Had three tackles with a TFL at UNLV ... Made two stops against Fresno State ... Assisted on a pair of tackles against Louisiana-Lafayette.

2010: Appeared in four games as a reserve ... Made his debut vs. Air Force, compiling three solo tackles ... Reserve vs. TCU ... One stop against Utah, but did not record any stats vs. UNLV.

2009: Did not play as a true freshman.

High School: Attended Dorsey High School and played for head coach Paul Knox ... The Dons won their league his first two years and finished second his junior and senior campaigns ... Was first-team all-city as a wide receiver in 2008 ... Also competed in track and field.

Personal: Born Jan. 2, 1991, in Harbor City, Calif. ... Son of Christie and Vaness Harris ... Is studying social science.

HARRIS' CAREER STATISTICS

Year	G/GS	UA-AT-TT	TFL-Yds.	Sks.	INT	PBU	FF-FR
2010	4/0	4-0-4	0-0	0-0	0-0	0	0-0
2011	13/2	14-10-24	4.5-25	0-0	0-0	0	0-2
2012	12/7	24-6-30	6.0-28	3.0-21	0-0	1	1-0
Total	29/9	42-16-58	10.5-53	3.0-21	0-0	1	1-2

Career Highs: Tackles: 6 at Nevada (10/20/12); TFL: 2.0 at Nevada (10/20/12), at Washington (9/1/12), vs. Cal Poly (9/3/11); Sacks: 1.0 at Wyoming (11/24/12), vs. UNLV (10/27/12), at Washington (9/1/12); PBU: 1 at Washington (9/1/12); FF: 1 at Fresno State (9/29/12); FR: 1 vs. TCU (10/8/11), at Army (9/10/11).

2012 Highs: Tackles: 6 at Nevada (10/20/12); TFL: 2.0 at Nevada (10/20/12), at Washington (9/1/12); Sacks: 1.0 at Wyoming (11/24/12), vs. UNLV (10/27/12), at Washington (9/1/12); PBU: 1 at Washington (9/1/12); FF: 1 at Fresno State (9/29/12).

HARRIS' CAREER GAME-BY-GAME

Opp.	UA-AT-TT	TFL-Yds.	Sks.	INT	PBU	FF-FR
NICH (9/4/10)						DNP
at NMSU (9/11/10)						DNP
at Missouri (9/18/10)	0-0-0					DNP
USU (9/25/10)						DNP
at BYU (10/9/10)						DNP
AFA (10/16/10)	3-0-3	0-0	0-0	0-0	0	0-0
at UNM (10/23/10)						DNP
at WYO (10/30/10)						DNP
CSU (11/6/10)						DNP
at TCU (11/13/10)	0-0-0	0-0	0-0	0-0	0	0-0
UTAH (11/20/10)	1-0-1	0-0	0-0	0-0	0	0-0
UNLV (11/27/10)	0-0-0	0-0	0-0	0-0	0	0-0
NAVY (12/23/10)						DNP
CAL POLY (9/3/11)	2-0-2	2.0-6	0-0	0-0	0	0-0
at Army (9/10/11)	2-0-2	0-0	0-0	0-0	0	0-1
WSU (9/17/11)	0-0-0	0-0	0-0	0-0	0	0-0
at Mich. (9/24/11)	1-0-1	0-0	0-0	0-0	0	0-0
TCU (10/8/11)*	3-1-4	0.5-2	0-0	0-0	0	0-1
at AFA (10/13/11)*	0-2-2	0-0	0-0	0-0	0	0-0
WYO (10/29/11)	1-0-1	1.0-13	0-0	0-0	0	0-0
UNM (11/5/11)	0-0-0	0-0	0-0	0-0	0	0-0
at CSU (11/12/11)	1-2-3	0-0	0-0	0-0	0	0-0
BSU (11/19/11)	2-0-2	0-0	0-0	0-0	0	0-0
at UNLV (11/26/11)	1-2-3	1.0-4	0-0	0-0	0	0-0
FS (12/3/11)	1-1-2	0-0	0-0	0-0	0	0-0
vs. ULL (12/17/11)	0-2-2	0-0	0-0	0-0	0	0-0
at UW (9/1/12)*	5-0-5	2.0-6	1.0-3	0-0	1	0-0
ARMY (9/8/12)*	3-1-4	0-0	0-0	0-0	0	0-0
UND (9/15/12)*	0-1-1	0-0	0-0	0-0	0	0-0
SJSU (9/22/12)*	0-0-0	0-0	0-0	0-0	0	0-0
at FS (9/29/12)*	3-1-4	0-0	0-0	0-0	0	1-0
UH (10/6/12)*	0-0-0	0-0	0-0	0-0	0	0-0
CSU (10/13/12)*	2-0-2	0-0	0-0	0-0	0	0-0
at NV (10/20/12)	5-1-6	2.0-4	0-0	0-0	0	0-0
UNLV (10/27/12)	2-0-2	1.0-6	1.0-6	0-0	0	0-0

at BSU (11/3/12)	1-0-1	0-0	0-0	0-0	0	0-0
AFA (11/10/12)	2-1-3	0-0	0-0	0-0	0	0-0
at WYO (11/24/12)	1-1-2	1.0-12	1.0-12	0-0	0	0-0

* = Game started



#35 KING HOLDER

Defensive Back
Sophomore | 1L | 5-10 | 165
Oceanside, Calif. (Oceanside HS)

Speedy cornerback, who saw extensive playing time in his third season with the program ... Missed the 2012 spring drills with an injury ... One of six Aztecs from nearby Oceanside High School.

2012: Has played in all 12 games with his first career start ... Has 31 tackles, 1.5 TFL and four pass breakups ... Came off the bench in the opener at Washington and had three tackles (all solo) and a pass breakup ... Had a tackle and 0.5 TFL against Army ... Had two tackles and a PBU against North Dakota ... Came off the bench once again vs. San Jose State, but did not have a stat ... Had a breakout game at Fresno State with a career-high and game-high tying nine tackles (all solo) ... Earned his first career start vs. Hawai'i and had four tackles (all solo), a career-high 1.0 TFL and a PBU ... Had a solo tackle and a PBU vs. Colorado State ... Made three stops off the bench at Nevada ... Had two tackles vs. UNLV ... Had two solo stops at Boise State ... Made two tackles vs. Air Force ... Had two solo stops at Wyoming.

2011: Played in all 13 contests, compiling 11 tackles and breaking up a pair of passes ... Saw extensive action in his first collegiate game with Cal Poly, making one tackle and recording one pass breakup ... Posted five stops in the road win at Army, including four solos ... Played but did not log a tackle vs. Washington State, Michigan or TCU ... Made two tackles at Air Force ... Had a stop vs. Wyoming ... Logged playing time vs. New Mexico, at Colorado State and vs. Boise State ... Made a stop at UNLV ... Played against Fresno State and Louisiana-Lafayette.

2010: Redshirted as a true freshman.

High School: Played at nearby Oceanside High, where he helped the Pirates to a perfect 14-0 record and a Division I South state title in 2009, a year after the team went 12-0-1 ... First-team all-Valley League defensive honors as well as all-CIF as a senior ... Also rushed 30 times for 415 yards for an eye-popping 13.8 yards per carry and four touchdowns ... Had three interceptions and 690 yards of total offense as a junior ... A two-star recruit by *Rivals.com* ... Earned a *Scouts, Inc.* grade of 75 on *ESPN.com* ... Also starred in baseball for the Pirates, winning team MVP and all-league honors from both the *San Diego Union-Tribune* and the *North County Times*.

Personal: Born July 20, 1992, in Oceanside, Calif. ... Son of Will and Angela Holder ... Was also recruited by Northern Colorado, Portland State and Utah State, among others ... Majoring

HOLDER's CAREER STATISTICS

Year	G/GS	UA-AT-TT	TFL-Yds.	Sks.	INT	PBU	FF-FR
2011	13/0	10-1-11	0.0-0	0.0-0	0-0	2	0-0
2012	12/1	28-3-31	1.5-2	0.0-0	0-0	4	0-0
Total	25/1	38-4-42	1.5-2	0.0-0	0-0	6	0-0

Career Highs: Tackles: 9 at Fresno State (9/29/12); TFL: 1.0 vs. Hawai'i (10/6/12); PBU: 1, six times.

2012 Highs: Tackles: 9 at Fresno State (9/29/12); TFL: 1.0 vs. Hawai'i (10/6/12); PBU: 1, four times.

HOLDER's CAREER GAME-BY-GAME

Opp.	UA-AT-TT	TFL-Yds.	Sks.	INT	PBU	FF-FR
CAL POLY (9/3/11)	1-0-1	0-0	0-0	0-0	1	0-0
at Army (9/10/11)	4-1-5	0-0	0-0	0-0	0	0-0
WSU (9/17/11)	0-0-0	0-0	0-0	0-0	0	0-0
at Mich. (9/24/11)	0-0-0	0-0	0-0	0-0	0	0-0
TCU (10/8/11)	0-0-0	0-0	0-0	0-0	0	0-0
at AFA (10/13/11)	2-0-2	0-0	0-0	0-0	0	0-0
WYO (10/29/11)	1-0-1	0-0	0-0	0-0	0	0-0

UNM (11/5/11)	0-0-0	0-0	0-0	0-0	0	0-0
at CSU (11/12/11)	0-0-0	0-0	0-0	0-0	0	0-0
BSU (11/19/11)	0-0-0	0-0	0-0	0-0	0	0-0
at UNLV (11/26/11)	1-0-1	0-0	0-0	0-0	0	0-0
FS (12/3/11)	0-0-0	0-0	0-0	0-0	0	0-0
vs. ULL (12/17/11)	0-0-0	0-0	0-0	0-0	0	0-0
at UW (9/1/12)	3-0-3	0-0	0-0	0-0	1	0-0
ARMY (9/8/12)	0-1-1	0.5-1	0-0	0-0	0	0-0
UND (9/15/12)	2-0-2	0-0	0-0	0-0	1	0-0
SJSU (9/22/12)	0-0-0	0-0	0-0	0-0	0	0-0
at FS (9/29/12)	9-0-9	0-0	0-0	0-0	0	0-0
UH (10/6/12)*	4-0-4	1.0-1	0-0	0-0	1	0-0
CSU (10/13/12)	1-0-1	0-0	0-0	0-0	1	0-0
at NV (10/20/12)	2-1-3	0-0	0-0	0-0	0	0-0
UNLV (10/27/12)	2-0-2	0-0	0-0	0-0	0	0-0
at BSU (11/3/12)	2-0-2	0-0	0-0	0-0	0	0-0
AFA (11/10/12)	1-1-2	0-0	0-0	0-0	0	0-0
at WYO (11/24/12)	2-0-2	0-0	0-0	0-0	0	0-0

* = Game started



#71 ALEC JOHNSON

Offensive Line
Senior | 3L | 6-4 | 300
Denver, Colo. (J.K. Mullen HS)

Big body with excellent blocking skills ... Played the last two seasons at center after logging time at guard his first two years ... Has started 38 consecutive games, 25 straight at center and 41 overall, despite missing the 2012 spring season with an injury and breaking his snapping hand (right) this year for the second straight campaign ... A two-time all-Mountain West selection at center.

2012: Named a second-team all-league pick ... Named to the Rimington Trophy Fall Watch List, given annually to the best center ... A midseason third-team all-Mountain West pick by *Phil Steele's* ... A preseason second-team all-Mountain West selection by both *Phil Steele's* and *Lindy's Sports* ... Missed the spring season with an injury, but still started the 2012 opener at center at Washington ... Earned another start vs. Army ... Broke his snapping hand (right) in the North Dakota game for the second straight season, but snapped with his left hand until it was healed before the UNLV game ... Started again vs. San Jose State, at Fresno State, vs. Hawai'i, against Colorado State, at Nevada, vs. UNLV, at Boise State, vs. Air Force and at Wyoming.

2011: Named a second-team all-Mountain West pick ... 2011 midseason all-Mountain West third team by *Phil Steele* ... Started every game, helping the Aztecs rush for nearly 2,400 yards ... Made his first career start at center (17th overall) vs. Cal Poly ... Started at Army despite playing with a broken right hand (he snapped with his left hand) ... Played the entire game at center vs. Washington State and Michigan ... Registered a tackle in a loss to TCU ... Started again at Air Force, vs. Wyoming, vs. New Mexico, at Colorado State, against Boise State, at UNLV and against Fresno State ... Played the entire New Orleans Bowl game.

2010: Starter at left guard in all 13 outings, helping SDSU rush for over 2,000 yards and surrender only nine sacks.

2009: Made his SDSU debut as a reserve vs. both Southern Utah and Idaho ... Took over the starting duty at left guard at Air Force ... Also started vs. New Mexico State and BYU, before going down with a season-ending knee injury.

2008: One of two backups at center with Damian Shankle ... Did not see action and used his redshirt season.

High School: Starred at J.K. Mullen High School, helping the Mustangs to a combined 25-2 overall record and a 14-0 mark in conference play his final two seasons, claiming a pair of Centennial League titles, under coach Dave Logan ... One of 20 offensive linemen named to the 2007-08 *Tacoma News Tribune* Western 100, a list of the top football recruits in the West ... 2007 *PrepColorado* all-state first-team offense ... Team advanced to the state 5A championship game his first three years, winning the title his freshman campaign ... Mullen made it to the state semifinals his senior season when he served as team captain ... First-team all-

conference honors in 2006 and 2007, and honorable mention as a sophomore ... Academic all-state as a freshman and junior.

Personal: Born Feb. 26, 1990, in Aurora, Colo. ... Son of Nancy and Chris Johnson ... Is a business major.

JOHNSON's CAREER STATISTICS

Year	GP/GS
2009	5/3
2010	13/13
2011	13/13
2012	12/12
Total	43/41



#5 RYAN KATZ

Quarterback
Senior | TR | 6-1 | 210
Santa Monica, Calif. (Oregon State)

Transferred to San Diego State after earning his degree last spring from Oregon State ... Strong quarterback with a cannon for an arm ... Started the first eight games of the season before breaking his left ankle in the win at Nevada.

2012: Named to the Senior Bowl Watch List ... Was a mid-season third-team all-Mountain West pick by *Phil Steele's* ... Earned preseason fourth-team all-Mountain West honors by *Phil Steele's* ... *Lindy's Sports* picked him has the preseason newcomer of the year and the No. 2 in MW Top-10 NFL Talent ... Has thrown for 1,348 yards with 13 touchdowns against just four interceptions ... The 3.25 TD-to-INT ratio is the best by an Aztec starting quarterback since Billy Blanton in 1996 (5.80) ... Owns a 151.61 passing efficiency, which would rank 26th in the country if he had enough games played ... It also ranks sixth in program single-season history ... His 13 touchdown passes have gone to seven different receivers ... Has thrown for multiple touchdown passes in five games and 12 times in his career ... Is third on the team with 287 rushing yards, the fourth-most ever by an Aztec quarterback, despite missing the last four-plus games ... Also has four rushing scores ... Started the season opener at Washington and finished 10-for-19 for 128 yards and a touchdown ... Also ran for a career-high 77 yards ... Passed for 215 yards and a touchdown against Army, going 14-for-21 ... Had a career-best game against North Dakota, going 11-for-18 for 241 yards and a career-high three touchdowns ... The 241 yards were his most since a 393-yard game at Arizona on Oct. 9, 2010, while playing for Oregon State ... Posted a 228.58 efficiency rating, the seventh-best mark in a game in program history ... Was 17-for-27 with 213 yards and two touchdowns against San Jose State ... Threw a pass to a season-high eight different receivers ... Finished 13-of-23 for 160 yards and two touchdowns at Fresno State ... Did have his streak of consecutive passes without an interception snapped at 91 ... Also ran for a career-high 89 yards on 13 carries, including a career-long 67-yard rush ... Was named the Mountain West Co-Offensive Player of the Week on Oct. 8 after accounting for five touchdowns and 247 total yards of offense two days earlier vs. Hawai'i ... Carried 10 times for 57 yards and a career-high three touchdowns, including scoring runs of 27, 34 and nine yards ... Became the first SDSU quarterback with three rushing touchdowns since Kevin O'Connell had three at Colorado State on Oct. 6, 2007 ... Also added 190 yards through the air with a pair of touchdown passes ... Accounted for three more touchdowns vs. Colorado State, going 16-for-22 for 181 yards, two touchdowns and no interceptions ... His pass efficiency rating of 171.84 and completion percentage of 72.73 were each the second-highest marks of his career ... Also ran for an 11-yard touchdown ... Went 3-for-4 for 20 yards at Nevada before breaking his left ankle on a rushing play ... Did not play vs. UNLV, at Boise State, vs. Air Force or at Wyoming.

At Oregon State: Started 14 games as a sophomore and junior with the Beavers ... Was 13-for-25 for 104 yards in

his degree last spring from Oregon State ... Strong quarterback with a cannon for an arm ... Started the first eight games of the season before breaking his left ankle in the win at Nevada.

2011 after suffering a broken wrist in the final game of the 2010 season, missing most of the spring practice while rehabilitating from offseason surgery ... Prior to the 2010 season Bruce Feldman of *ESPN.com* wrote about him – “short of Ryan Mallett, I haven’t seen another quarterback playing in college right now with a stronger arm” ... In 2010, passed for 2,401 yards and 18 touchdowns with a 59.9 completion percentage and 127.3 passing efficiency ... Started 2010 with 129 pass attempts without an interception and was the last starter in the nation to throw a pick ... Had at least two touchdown passes in seven games during the 2010 season ... Was 14-for-27 for 232 yards and a touchdown (136.3 pass efficiency rating) in four games off the bench as a freshman in 2009.

High School: *Rivals.com* rated him the 20th-best pro-style quarterback following the 2007 season ... Ocean League MVP as a senior after passing for 1,860 yards, 20 touchdowns and four interceptions ... 1,945 yards, 19 touchdowns and four interceptions as a junior ... For his three-year varsity career he threw for 5,383 yards ... Had a school-record six touchdown passes in a 2005 game ... Three-year team captain ... Participated in the OSU summer football camp in 2007 ... National Honor Society member at Santa Monica HS.

Personal: Born Nov. 1, 1990, in Santa Monica, Calif. ... Son of Jeannie and Michael Katz.

KATZ’ CAREER PASSING STATISTICS

Year	GP/GS	Att.	Com.	INT	Yds.	TDs	Pct.	Eff.
2009	4/0	27	14	0	232	1	51.9	136.25
2010	12/12	355	213	11	2,401	18	60.0	127.35
2011	2/2	25	13	1	104	0	52.0	78.94
2012	8/8	163	99	4	1,348	13	60.7	151.61
Total	26/22	570	339	16	4,085	32	59.5	132.59

KATZ’ CAREER RUSHING STATISTICS

Year	No.	Yds.	Avg.	TD	Lg
2009	9	2	0.2	0	9
2010	78	14	0.2	2	17
2011	8	34	4.2	0	17
2012	69	287	4.2	4	67
Total	164	337	2.1	6	67

Career Highs: Attempts: 42 at Arizona (10/9/10); Completions: 30 at Arizona (10/9/10); Passing Yards: 393 at Arizona (10/9/10); Long Pass: 57 vs. Army (9/8/12); TDs Passing: 3 vs. North Dakota (9/15/12); Completion Pct. (min. 12 att.): 74.07 (20-for-27) vs. California (10/30/10); Efficiency Rating: 228.58 vs. North Dakota (9/15/12); Carries: 16 at Washington (9/1/12); Rushing Yards: 89 at Fresno State (9/29/12); Long Rush: 67 at Fresno State (9/29/12); Rushing TDs: 3 vs. Hawai’i (10/6/12).

2012 Highs: Attempts: 29 vs. Hawai’i (10/6/12); Completions: 17 vs. San Jose State (9/22/12); Passing Yards: 241 vs. North Dakota (9/15/12); Long Pass: 57 vs. Army (9/8/12); TDs Passing: 3 vs. North Dakota (9/15/12); Completion Pct. (min. 12 att.): 72.73 (16-for-22) vs. Colorado State (10/13/12); Efficiency Rating: 228.58 vs. North Dakota (9/15/12); Carries: 16 at Washington (9/1/12); Rushing Yards: 89 at Fresno State (9/29/12); Long Rush: 67 at Fresno State (9/29/12); Rushing TDs: 3 vs. Hawai’i (10/6/12).

KATZ’ CAREER PASSING GAME-BY-GAME

Opp.	Att.	Com.	INT	Yds.	TDs	Pct.	Eff.
Port. St. (9/5/09)	12	7	0	124	0	58.3	145.13
at UNLV (9/12/09)							
CINCY (9/19/09)							
ARIZ. (9/26/09)							
at ASU (10/3/09)							
STAN. (10/10/09)							
at USC (10/24/09)							
UCLA (10/31/09)							
at Cal (11/7/09)							
UW (11/14/09)	2	1	0	9	0	50.0	87.80
at WSU (11/21/09)	7	4	0	53	0	57.1	120.74
at Ore. (12/3/09)							

vs. BYU (12/22/09)	6	2	0	46	1	33.3	152.73
vs. TCU (9/4/10)*	25	9	0	159	2	36.0	115.82
L’VILLE (9/18/10)*	26	15	0	142	2	57.7	128.95
at BSU (9/25/10)*	26	12	0	159	1	46.2	110.22
ASU (10/2/10)*	29	19	0	260	2	65.5	163.59
at ARIZ. (10/9/10)*	42	30	1	393	2	71.4	160.98
at UW (10/16/10)*	31	17	3	206	1	54.8	101.95
CAL (10/30/10)*	27	20	0	184	1	74.1	143.54
at UCLA (11/6/10)*	26	18	0	164	1	69.2	134.91
WSU (11/13/10)*	21	12	1	155	2	57.1	141.05
USC (11/20/10)*	24	17	0	154	2	70.8	152.23
at Stan. (11/27/10)*	36	19	3	183	0	52.8	78.81
ORE. (12/4/10)*	40	23	3	224	2	57.5	106.04
SAC ST. (9/3/11)*	22	11	1	87	0	50.0	74.13
at Wisc. (9/10/11)	3	2	0	17	0	66.7	114.27
UCLA (9/24/11)							
at ASU (10/1/11)							
ARIZ. (10/8/11)							
BYU (10/15/11)							
vs. WSU (10/22/11)							
at Utah (10/29/11)							
STAN. (11/5/11)							
at Cal (11/12/11)							
UW (11/19/11)							
at Ore. (11/26/11)							
at UW (9/1/12)*	19	10	1	128	1	52.6	121.33
Army (9/8/12)*	21	14	0	215	1	66.7	168.38
UND (9/15/12)*	18	11	0	241	3	61.1	228.58
SJSU (9/22/12)*	27	17	0	213	2	63.0	153.67
at FS (9/29/12)*	23	13	3	160	2	56.5	117.57
UH (10/6/12)*	29	15	0	190	2	51.7	129.52
CSU (10/13/12)*	22	16	0	181	2	72.7	171.84
at NV (10/20/12)*	4	3	0	20	0	75.0	117.00
UNLV (10/27/12)							
at BSU (11/3/12)							
AFA (11/10/12)							
at WYO (11/24/12)							

* = Game started

KATZ’ CAREER RUSHING GAME-BY-GAME

Opp.	No.	Yds.	TD	Avg.	Tot. Off.
Port. St. (9/5/09)	4	-13	0	-3.3	111
at UNLV (9/12/09)					
CINCY (9/19/09)					
ARIZ. (9/26/09)					
at ASU (10/3/09)					
STAN. (10/10/09)					
at USC (10/24/09)					
UCLA (10/31/09)					
at Cal (11/7/09)					
UW (11/14/09)	1	3	0	3.0	12
at WSU (11/21/09)	0	0	0	0.0	53
at Ore. (12/3/09)					
vs. BYU (12/22/09)	2	9	0	4.5	55
vs. TCU (9/4/10)	3	8	0	2.7	167
L’VILLE (9/18/10)	4	5	0	1.3	147
at BSU (9/25/10)	10	11	0	1.1	170
ASU (10/2/10)	2	8	0	4.0	268
at Ariz. (10/9/10)	8	7	1	1.1	400
at UW (10/16/10)	11	6	1	0.5	212
CAL (10/30/10)	5	1	0	0.2	189
at UCLA (11/6/10)	9	10	0	1.1	174
WSU (11/13/10)	8	6	0	0.8	171
USC (11/20/10)	8	-15	0	-1.9	139
at Stan. (11/27/10)	5	-22	0	-4.4	161
ORE. (12/4/10)	5	-5	0	-1.0	219
SAC ST. (9/3/11)	4	22	0	5.5	109
at Wisc. (9/10/11)	4	12	0	3.0	29
UCLA (9/24/11)					
at ASU (10/1/11)					
ARIZ. (10/8/11)					
BYU (10/15/11)					
vs. WSU (10/22/11)					
at Utah (10/29/11)					
STAN. (11/5/11)					
at Cal (11/12/11)					
UW (11/19/11)					

Opp.	No.	Yds.	TD	Avg.	Tot. Off.
at Ore. (11/26/11)					
at UW (9/1/12)	16	77	0	4.8	205
ARMY (9/8/12)	4	9	0	2.2	224
UND (9/15/12)	8	60	0	7.5	301
SJSU (9/22/12)	9	-24	0	-2.7	189
at FS (9/29/12)	13	89	0	6.8	249
UH (10/6/12)	10	57	3	5.7	247
CSU (10/13/12)	8	20	1	2.5	201
at NV (10/20/12)	1	-1	0	-1.0	19
UNLV (10/27/12)					
at BSU (11/3/12)					
AFA (11/10/12)					
at WYO (11/24/12)					



#34 WALTER KAZEE

Running Back
Senior | 3L | 5-9 | 190
San Bernardino, Calif. (Cajon HS)

Is one of the team’s three captains ... Hard runner, who can also catch passes out of the backfield and play a part in the return game ... One of 35 players in school history to break 1,000 rushing yards for his career ... Is 13th on the school’s all-time rushing list with 1,852 yards ... Had five career 100-yard rushing games, including three this year ... Bounced back from a knee injury that cut short his 2011 season, but injured his knee again in the regular season finale at Wyoming ... Will not play in the bowl game ... His younger brother, Damontae, is a freshman defensive back for the Aztecs .

2012: Voted the team’s Most Inspirational Player and was one of three to earn a Dr. R. Hardy/C.E. Peterson 2012 Captain’s Award ... Is on the Doak Walker Award Watch List (Top Running Back) ... Ranks second on the team with a career-high 822 rushing yards and a career-best eight touchdowns ... Also has seven receptions for 46 yards ... Had 11 rushing scores over his final 13 games ... Ran for a game-high 86 yards at Washington in the opener ... Had an 18-yard carry on his first rushing attempt after missing the final four games of the 2011 season with a knee injury ... Carried seven times for 51 yards and two touchdowns against Army in a reserve role ... Rushed for 105 yards and two touchdowns vs. North Dakota ... It was his first 100-yard game since 2009 (his freshman year) ... Carried 17 times for 90 yards and a touchdown against San Jose State ... Had 30 yards on 13 rushes at Fresno State and also had a 5-yard catch ... Ran four times for 24 yards and had two catches for 10 yards vs. Hawai’i ... Carried 14 times for 95 yards vs. Colorado State, including a season-long 40-yard rush, and added a 7-yard catch ... Carried 15 times for 58 yards and a touchdown at Nevada ... Got his fourth career 100-yard rushing game vs. UNLV, rushing 21 times for 105 yards and a touchdown ... Ran 12 times for 37 yards and a touchdown at Boise State ... Ran for 106 yards on a career-high 23 attempts vs. Air Force ... Had eight rushes for 35 yards in the first half at Wyoming and a 13-yard reception until an ACL injury sidelined him for the season.

2011: Played the first nine outings of the season as a reserve ... SDSU’s second-leading rusher with 339 yards on 74 carries and four scores ... Also tallied eight catches for 89 yards (11.1 ypc.) ... Had 15 carries for 82 yards, including the team’s longest rush of the night (41 yards), vs. Cal Poly ... Also added a 7-yard reception in the win over the Mustangs ... Logged all six of his carries for 42 yards in the second half of the Army contest, including three on the game-winning drive in the fourth quarter ... Had nine carries for 36 yards with a hard-fought 15-yard effort against Washington State ... Had three rushing attempts for 10 yards and one catch for 11 yards at Michigan ... Solid all-around performance against TCU, carrying eight times for 34 yards with a long of 16, while also posting two catches for 28 yards with a long of 20 ... Carried five times for 16 yards and caught a 15-yard pass at Air Force ... Had 31 rushing yards on six carries and caught a pass for 12 yards against Wyoming ... Scored a career-

high three rushing touchdowns on 10 carries and 39 yards vs. New Mexico ... Carried 12 times for 49 yards and a touchdown at Colorado State, becoming the 34th Aztec to surpass 1,000 rushing yards for his career, before a knee injury ended his season.

2010: Appeared in 10 contests, starting twice, including in the Poinsettia Bowl ... Ranked second on the team in carries (67) and rushing yardage (320) ... Led the Aztecs in rushing with 74 yards on just six carries (12.3 ypc.) in the opener with Nicholls ... Also tallied a 46-yard touchdown run in the victory ... Another solid outing at New Mexico State, averaging over five yards a carry, with 10 attempts for 52 yards and recording his first catch of the year for 10 yards ... Second touchdown of the year as a starter at No. 25 Missouri, scoring from 11 yards in the first quarter ... Also made a career-long 28-yard catch vs. the Tigers ... Had nine carries for 22 yards and scored his third touchdown of the season on a 5-yard run against Utah St. ... Did not play due to an injury suffered in pregame warmups at BYU or a week later vs. Air Force ... Made the trip, but did not play against New Mexico ... Retook the field at Wyoming, carrying seven times for 23 yards ... Ran twice for 10 yards vs. Colorado State and once for six yards at TCU ... Carried twice for seven yards vs. Utah ... Had a season-high 16 carries for 63 yards against UNLV ... Started in the bowl game with Navy, rushing seven times for 41 yards.

2009: Logged minutes in 11 of the team's 12 contests, starting on four occasions vs. South Utah, New Mexico State, Colorado State and Wyoming ... Racked up 377 yards on 88 attempts for a team-best 4.3 yards per carry ... Scored a pair of rushing touchdowns and also had nine receptions ... Tallied two of the team's four 100-yard rushing performances ... One of four true freshmen to make his Aztec debut vs. UCLA ... Was a reserve at halfback and also returned kicks ... Posted two carries for 13 yards, two receptions for nine yards and contributed four kickoff returns for 76 yards with a long of 25 ... Started his first career game against Southern Utah ... Had three carries and made one reception for seven yards in the win over the T-Birds ... Came off the bench with a season-high four carries for 12 yards at Idaho ... Did not play due to injury against Air Force ... Returned to start at tailback against New Mexico State, recording his first career 100-yard game with 101 yards on 22 carries and his first career touchdown ... Posted a season-long 26-yard run in the victory over the Aggies ... Limited to just 28 yards on nine carries vs. BYU ... Did manage two catches, including a 27-yard effort, against the Cougars ... Starter at Colorado State, but was limited due to injury to five carries for 11 yards and a reception for nine yards ... Played but did not have a carry in the win over New Mexico ... Had five carries for 14 yards against TCU ... Earned a start as one of the two running backs against Wyoming ... Finished the game with 52 yards and a touchdown on 13 carries ... Carried eight times against Utah ... Season-high 112 yards on 17 carries, including a team season long of 61 yards at UNLV.

High School: Led Cajon High to the San Andreas League championship in 2008 ... The *San Bernardino County Sun's* prep football player of the year in 2008 ... A 2008 CIF Southern Section Central Division first-team offense selection after leading the Titans to the Pac-5 championship game ... Rushed for 1,692 yards on 184 carries for 29 touchdowns in 2008 ... Also grabbed 19 receptions for 269 yards and three scores ... A first-team all-San Andreas League selection in 2006 and a first-team all-county honoree by *The San Bernardino Sun* ... Named a first-team offense honoree by the CIF Southern Section Central Division and the *Press-Enterprise* for the San Bernardino area ... Played in the Inland Empire All-Star Football Classic after his senior season.

Personal: Born Sept. 14, 1990, in San Bernardino, Calif. ... Son of Latrease and Walter Kazee ... Has three brothers and a sister ... Is a social science major.

KAZEE's CAREER RUSHING STATISTICS

Year	GP/GS	No.	Yds.	Avg.	TD	Lg
2009	11/4	86	371	4.3	2	61
2010	10/2	67	320	4.8	3	46
2011	9/0	74	339	4.6	4	41
2012	12/1	161	822	5.1	8	40
Total	42/7	388	1,852	4.8	17	61

KAZEE's CAREER RECEIVING STATISTICS

Year	No.	Yds.	Avg.	TD	Lg
2009	9	64	7.1	0	27
2010	2	38	19.0	0	28
2011	8	89	11.1	0	20
2012	7	46	6.6	0	13
Total	26	237	9.1	0	28

Career Highs: Carries: 23 vs. Air Force (11/10/12); **Rushing Yards:** 112 at UNLV (11/28/09); **Long Rush:** 61 at UNLV (11/28/09); **Rushing TD:** 3 vs. New Mexico (11/5/11); **Receptions:** 2, four times; **Receiving Yards:** 33 vs. BYU (10/17/09); **Long Reception:** 28 at Missouri (9/18/10); **KO Returns:** 4 at UCLA (9/5/09); **KO Return Yards:** 76 at UCLA (9/5/09); **Long KO Return:** 25 at UCLA (9/5/09).

2012 Highs: Carries: 23 vs. Air Force (11/10/12); **Rushing Yards:** 106 vs. Air Force (11/10/12); **Long Rush:** 40 vs. Colorado State (10/13/12); **Rushing TD:** 2 vs. North Dakota (9/15/12), vs. Army (9/8/12); **Receptions:** 2 vs. Hawai'i (10/6/12); **Receiving Yards:** 13 at Wyoming (11/24/12); **Long Reception:** 13 at Wyoming (11/24/12).

KAZEE's CAREER GAME-BY-GAME

Opp.	Rushing				Receiving			
	Att.	Yds.	TD	Avg.	No.	Yds.	TD	Avg.
at UCLA (9/5/09)	2	13	0	6.5	2	9	0	4.5
SUU (9/12/09)*	3	15	0	5.0	1	7	0	7.0
at Idaho (9/19/09)	4	12	0	3.0	0	0	0	0.0
at AFA (0/26/09)				DNP-INJ				
NMSU (10/3/09)*	22	101	1	4.6	0	0	0	0.0
BYU (10/17/09)	9	28	0	3.1	2	33	0	16.5
at CSU (10/24/09)*	5	11	0	2.2	1	9	0	9.0
UNM (10/31/09)	0	0	0	0.0	0	0	0	0.0
TCU (11/7/09)	5	14	0	2.8	1	8	0	8.0
WYO (11/14/09)*	13	52	1	4.0	0	0	0	0.0
at Utah (11/21/09)	8	19	0	2.4	1	2	0	2.0
at UNLV (11/28/09)	17	112	0	6.6	1	-4	0	-4.0
NICH (9/4/10)	6	74	1	12.3	0	0	0	0.0
at NMSU (9/11/10)	10	52	0	5.2	1	10	0	10.0
at Mizzou (9/18/10)*	7	26	1	3.7	1	28	0	28.0
USU (9/25/10)	9	22	1	2.4	0	0	0	0.0
at BYU (10/9/10)				DNP-INJ				
AFA (10/16/10)				DNP-INJ				
at UNM (10/23/10)				DNP-INJ				
at WYO (10/30/10)	7	23	0	3.3	0	0	0	0.0
CSU (11/6/10)	2	6	0	3.0	0	0	0	0.0
at TCU (11/13/10)	1	6	0	6.0	0	0	0	0.0
UTAH (11/20/10)	2	7	0	3.5	0	0	0	0.0
UNLV (11/27/10)	16	63	0	3.9	0	0	0	0.0
NAVY (12/23/10)*	7	41	0	5.9	0	0	0	0.0
CAL POLY (9/3/11)	15	82	0	5.5	1	7	0	7.0
at Army (9/10/11)	6	42	0	7.0	0	0	0	0.0
WSU (9/17/11)	9	36	0	4.0	0	0	0	0.0
at Mich. (9/24/11)	3	10	0	3.3	1	11	0	11.0
TCU (10/8/11)	8	34	0	4.2	2	28	0	14.0
at AFA (10/13/11)	5	16	0	3.2	1	15	0	15.0
WYO (10/29/11)	6	31	0	5.2	1	12	0	12.0
UNM (11/5/11)	10	39	3	3.9	1	8	0	8.0
at CSU (11/12/11)	12	49	1	4.1	1	8	0	8.0
BSU (11/19/11)				DNP-INJ				
at UNLV (11/26/11)				DNP-INJ				
FS (12/3/11)				DNP-INJ				
vs. ULL (12/17/11)				DNP-INJ				
at UW (9/1/12)*	9	86	0	9.6	1	-1	0	-1.0
ARMY (9/8/12)	7	51	2	7.3	0	0	0	0.0
UND (9/15/12)	18	105	2	5.8	0	0	0	0.0
SJSU (9/22/12)	17	90	1	5.3	0	0	0	0.0
at FS (9/29/12)	13	30	0	2.3	1	5	0	5.0
UH (10/6/12)	4	24	0	6.0	2	10	0	5.0
CSU (10/13/12)	14	95	0	6.8	1	7	0	7.0

at NV (10/20/12)	15	58	1	3.9	0	0	0	0.0
UNLV (10/27/12)	21	105	1	5.0	0	0	0	0.0
at BSU (11/3/12)	12	37	1	3.1	0	0	0	0.0
AFA (11/10/12)	23	106	0	4.6	1	12	0	12.0
at WYO (11/24/12)	8	35	0	4.4	1	13	0	13.0

* = Game started



#16 DAVID LAMAR

Defensive Back
Sophomore | SQ | 6-2 | 180
San Diego, Calif. (Madison HS)

Spent two seasons at wide receiver before moving to defensive back during the 2012 spring drills.

2012: Has played in all 12 games this season, mainly in special teams ... Has six tackles (all solo) ... Played in his first-ever game in the opener at Washington ... Followed with his first career tackle vs. Army ... Had another tackle against North Dakota ... Played against San Jose State, but did not record a stat ... Made on tackle at Fresno State ... Had a career-high three tackles vs. Hawai'i, his first as a backup on the depth chart ... Logged playing time against Colorado State, at Nevada, vs. UNLV, at Boise State, vs. Air Force and at Wyoming without a stat.

2011: Did not play as a redshirt freshman.

2010: Did not compete in his first year on campus.

High School: Garnered first-team offense all-Central League accolades his final two years and second-team accolades as a sophomore at Madison High School ... Led his squad in receptions (25), yards (493) and touchdowns (6) ... On the defensive side of the ball, had 30 tackles (20 solo) and five pass breakups ... As a junior, tallied a squad-best 21 receptions for 496 yards and 10 touchdowns ... Grabbed a team-high 21 catches for 295 yards and three scores as a sophomore ... The Warhawks boasted a 30-6 record and three Central League titles over his three seasons ... A three-star signee by *Rivals.com* ... Earned a *Scouts, Inc.* grade of 74 on *ESPN.com* ... Also excelled in both basketball (averaged 20 points, 10 rebounds and seven steals per game) and track and field (11.25 for 100 meters) at Madison.

Personal: Born Jan. 25, 1991, in San Diego, Calif. ... Son of Tiffany Reynolds and Steve Billingslea ... Picked the Aztecs over Colorado State, Montana State, Nevada and Utah State ... Majoring in social science.

LAMAR's CAREER STATISTICS

Year	G/GS	UA-AT-TT	TFL-Yds.	Sks.	INT	PBU	FF-FR
2012	12/0	6-0-6	0-0	0-0	0-0	0	0-0

Career/2012 Highs: Tackles: 3 vs. Hawai'i (10/6/12).



#50 DEREK LARGENT

Linebacker
Sophomore | TR | 6-4 | 235
Hermosa Beach, Calif. (El Camino College)

Big linebacker who has made a huge impact in his first season of Division I football ... Started the final five games of the season ... Transfer from El Camino College.

2012: Named an all-Mountain West honorable-mention selection ... Was a midseason second-team all-Mountain West selection by *Phil Steele's* ... Played in all 12 games with five starts over the last five games ... Has 57 tackles, 9.5 TFL, 6.5 sacks, three pass breakups, two interceptions, two fumble recoveries and a forced fumble ... Made a statement in his first Division I game at Washington, recording five tackles, including an 11-yard sack ... Had another solid outing against Army with five tackles (four solo), 1.0 TFL and his first career fumble recovery ... Made four stops vs. North Dakota along with a game-high 2.0 TFL and 0.5 sacks ... Had two tackles vs. San Jose State ... Made three stops at Fresno State ... Came up with three tackles (all solo), a 14-yard sack, a fumble recovery and his first career pass breakup vs. Hawai'i ... Had a career-high eight tackles and the first two interceptions of his career vs. Colorado State ... He became the first Aztec with two interceptions in a game since Larry Parker had two

vs. Washington State on Sept. 17, 2011 ... For his efforts, was named a honorable-mention CFPA National Linebacker of the Week ... Earned his first career start at Nevada and five tackles, including 1.5 TFL and 1.0 sacks ... Made three stops and had a PBU vs. UNLV ... Had five tackles, including a 2-yard sack, in a start at Boise State ... Tied his career high with eight stops and a 6-yard sack vs. Air Force ... Had six tackles, a sack, a TFL, a forced fumble, a fumble recovery and a PBU at Wyoming.

At El Camino: Played one year at El Camino College ... Helped the Warriors to an 8-2 regular-season record and a berth in the playoffs in 2011 ... Earned first-team all-Northern Conference honors after finishing second on the team with 65 tackles, including 7.5 for a loss, 1.5 sacks and two fumble recoveries.

High School: Played his prep ball at Mira Costa High ... Had 44 tackles as a senior en route to being named the Bay League Defensive Player of the Year ... Also averaged 24.5 yards per reception with a team-high three touchdowns as a tight end.

Personal: Born Feb. 12, 1993, in Torrance, Calif.

LARGENT's CAREER STATISTICS

Year	G/GS	UA-AT-TT	TFL-Yds.	Sks.	INT	PBU	FF-FR
2012	12/5	35-22-57	9.5-55	6.5-49	2-5	3	1-3

Career/2012 Highs: **Tackles:** 8 vs. Air Force (11/10/12), vs. Colorado State (10/13/12); **TFL:** 2.0 vs. North Dakota (9/15/12); **Sacks:** 1.0, six times; **INT:** 2 vs. Colorado State (10/13/12); **PBU:** 1 at Wyoming (11/24/12), vs. UNLV (10/27/12), vs. Hawai'i (10/6/12); **FF:** 1 at Wyoming (11/24/12); **FR:** 1 at Wyoming (11/24/12), vs. Hawai'i (10/6/12), vs. Army (9/8/12).

LARGENT's CAREER GAME-BY-GAME

Opp.	UA-AT-TT	TFL-Yds.	Sks.	INT	PBU	FF-FR
at UW (9/1/12)	2-3-5	1.0-11	1.0-11	0-0	0	0-0
ARMY (9/8/12)	4-1-5	1.0-1	0-0	0-0	0	0-1
UND (9/15/12)	2-2-4	2.0-7	0.5-3	0-0	0	0-0
SJSU (9/22/12)	2-0-2	0-0	0-0	0-0	0	0-0
at FS (9/29/12)	2-1-3	0-0	0-0	0-0	0	0-0
UH (10/6/12)	3-0-3	1.0-14	1.0-14	0-0	1	0-1
CSU (10/13/12)	5-3-8	0-0	0-0	2-5	0	0-0
at NV (10/20/12)*	3-2-5	1.5-9	1.0-8	0-0	0	0-0
UNLV (10/27/12)*	1-2-3	0-0	0-0	0-0	1	0-0
at BSU (11/3/12)*	3-2-5	1.0-2	1.0-2	0-0	0	0-0
AFA (11/10/12)*	4-4-8	1.0-6	1.0-6	0-0	0	0-0
at WYO (11/24/12)*	4-2-6	1.0-5	1.0-5	0-0	1	1-1

* = Game started



#6 GABE LEMON

Defensive Back

Junior | 2L | 5-10 | 195

Mission Viejo, Calif. (Lutheran HS)

Has been a regular in the defensive backfield over the past two seasons ... Has 11 starts over his career, including nine in 2011.

2012: Played in the first seven games of the season with two starts, before missing the Nevada game with a knee injury ... Came back in a reserve role vs. UNLV, at Boise State, against Air Force and at Wyoming ... Has 28 tackles, 2.5 TFL, two pass breakups and a sack ... Came off the bench in the opener at Washington and had two tackles ... Had another three tackles, including his first career TFL, against Army ... Made four stops and had a pass breakup vs. North Dakota ... Had two tackles against San Jose State ... Recorded four stops at Fresno State ... Made his first start of the season vs. Hawai'i and had one tackle ... Started again vs. Colorado State and had a tackle, a PBU and 0.5 TFL before injuring his knee ... Did not play at Nevada ... Returned for the game against UNLV and made three tackles ... Had two stops at Boise State ... Made three solo stops vs. Air Force ... Had three tackles at Wyoming, including his first career sack.

2011: Earned the start at warrior nine times, appearing in all

13 outings ... Came up with 33 tackles, one interception and five PBUs ... First career start against Cal Poly, managing three solo tackles to tie his career high ... Broke up a pass and added a tackle at Army ... Logged three stops against Washington State and followed that up with a then career-best four tackles the next week at Michigan ... Came off the bench for the first time in 2011 against TCU, making two tackles ... Had one stop at Air Force and a PBU ... Made three tackles vs. Wyoming ... Earned the start vs. New Mexico and had an interception, a PBU and three solo tackles ... Had a career-high five stops at Colorado State ... Had four tackles vs. Boise State ... Made three stops at UNLV ... Had a tackle and a PBU vs. Fresno State ... Assisted on one tackle and added a pass breakup in the New Orleans Bowl.

2010: Saw field time in 10 of 13 games, including the final eight ... Collegiate debut came in the opener with Nicholls, making two solo tackles ... Played against Utah State, but did not record any stops ... One tackle vs. both Air Force and New Mexico ... Season-high three stops and his first career pass breakup at Wyoming ... First interception came against third-ranked TCU ... Had two solo efforts in the loss to Utah. **2009:** Redshirted as a true freshman.

High School: A second-team CIF selection in 2008 at Lutheran High ... Named a "Top 5 to Watch in 2008" by *ocvarsity.com* ... A first-team defensive back choice for the *Orange County Register* all-Orange County team ... Had 12 interceptions his final two seasons ... Named the most dedicated player of his prep team ... Selected as a second-team all-Trinity League pick in 2008 ... A CIF first-team selection in 2007 ... An all-county pick at defensive back after his junior season at Trabuco Hills ... Named the defensive MVP of the Sea View League in 2007 ... Trinity League champion in the long jump in 2007.

Personal: Born Sept. 27, 1991, in Harbor City, Calif. ... Son of Marvin Dean and Kyla Chappell-Dean ... Has six sisters ... Also received recruiting interest from Washington and Boise State ... Majoring in sociology.

LEMON's CAREER STATISTICS

Year	G/GS	UA-AT-TT	TFL-Yds.	Sks.	INT	PBU	FF-FR
2010	10/0	8-2-10	0-0	0-0	1-0	1	0-0
2011	13/9	22-11-33	0-0	0-0	1-0	5	0-0

2012	11/2	19-9-28	2.5-5	1.0-4	0-0	2	0-0
------	------	---------	-------	-------	-----	---	-----

Total 34/11 49-22-71 2.5-5 1.0-4 2-0 8 0-0

Career Highs: **Tackles:** 5 at Colorado State (11/12/11); **TFL:** 1.0 at Wyoming (11/24/12), vs. Army (9/8/12); **Sacks:** 1.0 at Wyoming (11/24/12); **INT:** 1 vs. New Mexico (11/5/11), at TCU (11/13/10); **PBU:** 1, 8 times.

2012 Highs: **Tackles:** 4 at Fresno State (9/29/12), vs. North Dakota (9/15/12); **TFL:** 1.0 at Wyoming (11/24/12), vs. Army (9/8/12); **Sacks:** 1.0 at Wyoming (11/24/12); **PBU:** 1 vs. Colorado State (10/13/12), vs. North Dakota (9/15/12).

LEMON's CAREER GAME-BY-GAME

Opp.	UA-AT-TT	TFL-Yds.	Sks.	INT	PBU	FF-FR
NICH (9/4/10)	2-0-2	0-0	0-0	0-0	0	0-0
at NMSU (9/11/10)			DNP			
at Mizzou (9/18/10)			DNP			
USU (9/25/10)	0-0-0	0-0	0-0	0-0	0	0-0
at BYU (10/9/10)			DNP			
AFA (10/16/10)	1-0-1	0-0	0-0	0-0	0	0-0
at UNM (10/23/10)	0-1-1	0-0	0-0	0-0	0	0-0
at WYO (10/30/10)	2-1-3	0-0	0-0	0-0	1	0-0
CSU (11/6/10)	0-0-0	0-0	0-0	0-0	0	0-0
at TCU (11/13/10)	1-0-1	0-0	0-0	0-0	0	0-0
UTAH (11/20/10)	2-0-2	0-0	0-0	0-0	0	0-0
UNLV (11/27/10)	0-0-0	0-0	0-0	0-0	0	0-0
NAVY (12/23/10)	0-0-0	0-0	0-0	0-0	0	0-0
CAL POLY (9/3/11)*	3-0-3	0-0	0-0	0-0	0	0-0
at Army (9/10/11)*	1-0-1	0-0	0-0	0-0	1	0-0
WSU (9/17/11)*	1-2-3	0-0	0-0	0-0	0	0-0
at Mich. (9/24/11)*	2-2-4	0-0	0-0	0-0	0	0-0
TCU (10/8/11)	1-1-2	0-0	0-0	0-0	0	0-0
at AFA (10/13/11)	1-0-1	0-0	0-0	0-0	1	0-0
WYO (10/29/11)	3-0-3	0-0	0-0	0-0	0	0-0

UNM (11/5/11)	3-0-3	0-0	0-0	1-0	1	0-0
at CSU (11/12/11)*	1-4-5	0-0	0-0	0-0	0	0-0
BSU (11/19/11)*	4-0-4	0-0	0-0	0-0	0	0-0
at UNLV (11/26/11)	1-2-3	0-0	0-0	0-0	0	0-0
FS (12/3/11)*	1-0-1	0-0	0-0	0-0	1	0-0
vs. ULL (12/17/11)*	0-1-1	0-0	0-0	0-0	1	0-0
at UW (9/1/12)	1-1-2	0-0	0-0	0-0	0	0-0
ARMY (9/8/12)	3-0-3	1.0-1	0-0	0-0	0	0-0
UND (9/15/12)	3-1-4	0-0	0-0	0-0	1	0-0
SJSU (9/22/12)	2-0-2	0-0	0-0	0-0	0	0-0
at FS (9/29/12)	2-2-4	0-0	0-0	0-0	0	0-0
UH (10/6/12)*	0-1-1	0-0	0-0	0-0	0	0-0
CSU (10/13/12)*	0-1-1	0.5-0	0-0	0-0	1	0-0
at NV (10/20/12)			DNP-INJ			
UNLV (10/27/12)	1-2-3	0-0	0-0	0-0	0	0-0
at BSU (11/3/12)	2-0-2	0-0	0-0	0-0	0	0-0
AFA (11/10/12)	3-0-3	0-0	0-0	0-0	0	0-0
at WYO (11/24/12)	2-1-3	1.0-4	1.0-4	0-0	0	0-0

* = Game started



#24 GABE LOCKETT

Wide Receiver

Junior | 2L | 6-0 | 180

Diamond Bar, Calif. (Diamond Bar HS)

Successfully made the switch from cornerback to wide receiver in 2011, ending last year as the team's leading receiver ... Also is the team's primary kick returner ... Has great speed and a good first step.

2012: Was on the [Biletnikoff Award Watch List \(Most Outstanding Wide Receiver\)](#) ... Also on the CFPA All-Purpose Trophy Watch List and the CPFA Kickoff Returner Trophy Watch List ... Was a preseason first-team all-MW pick by the MW media, *Lindy's Sports* (all-purpose) and *Phil Steele's* ... Was also a second-team selection by *Athlon Sports* and a third-team pick by *Phil Steele's* ... *Lindy's Sports* deemed him the "Most Dangerous Deep Threat" in the MW ... Has played in 11 of the team's 12 games this season, making 20 catches for 293 yards and three touchdowns ... Also has four carries for 42 yards ... Is averaging 26.7 yards per kickoff return, including a 100-yard and a 96-yard touchdown ... [Has a school-record three kickoff returns for a touchdown, all since 2011 \(tied for second most in the country over that time frame\)](#) ... Is second all-time at SDSU in kickoff return yards (1,426) ... The 26.2 average on the season ranks 20th in the nation ... Started the opener at Washington and had team highs of four catches and 48 yards ... Returned his second career kickoff for a touchdown in the home opener vs. Army ... The 96-yard return is tied for the seventh longest in program history ... Also added a 25-yard return ... Was named the CFPA National Kickoff Returner of the Week for his efforts ... Caught two passes for 11 yards as a starter ... Came off the bench against North Dakota and caught a 37-yard touchdown pass ... Also returned four kicks for 119 yards (29.8 avg.) ... Had three catches for 73 yards, including a 40-yard touchdown, against San Jose State ... Also had a 15-yard rush and 96 kickoff return yards ... Caught a 3-yard pass and returned a career-high seven kickoff returns at Fresno State ... Missed the game against Hawai'i with an ankle injury ... Returned to action against Colorado State and had a 12-yard grab ... Had a 14-yard catch at Nevada ... Made three catches for 51 yards and a TD vs. UNLV ... [Was named the Mountain West Special Teams Player of the Week on Nov. 5 for his play at Boise State, when he had three kick returns for 141 yards \(47.0 avg.\), including a 100-yard return for a touchdown](#) ... It was tied for the longest ever by an Aztec and was the program's first 100-yarder since 1979 ... Also was honored as a CFPA National Kickoff Returner of the Week for the second time of the year ... Caught a 7-yard pass in a start at wide receiver as well ... Earned the start vs. Air Force, but did not record a stat ... Started again at Wyoming and had three receptions for 37 yards ... Also returned a kickoff 41 yards.

2011: Appeared in all 13 outings, starting on 11 occasions ... Elected a 2011 midseason all-MW first-team honoree by

Phil Steele as a wide receiver and was on the third team as a kick returner ... Hauled in 58 catches for 970 yards and eight scores ... Also had seven rushes for 96 yards and led the squad in kick returns, averaging 21.9 yards on 31 attempts ... His 1,744 all-purpose yards were second on the team ... One of two Aztecs to return a kickoff for a touchdown, doing so from 94 yards out in the fourth quarter of his first career start vs. Cal Poly ... Also registered three catches for 82 yards and an 18-yard touchdown on offense against the Mustangs ... Career-long catch on the game's second play at Army with a 68-yard touchdown ... Finished the afternoon with his first 100-yard receiving effort (113 yards) on a career-best five receptions ... Managed to haul in four passes for 59 yards in the win over WSU, while also averaging 24.6 yards on kick returns with a long of 44 in the first quarter ... Seven receptions for 71 yards against Michigan, while adding the team's lone touchdown on a 16-yard catch in the second half ... Also was credited with his first career rushes for 13 yards vs. the Wolverines ... Made three catches for 51 yards and had six kick returns for 101 yards with a long of 22 yards against TCU ... Had three receptions for 53 yards and a touchdown at Air Force ... Had three catches for 38 yards vs. Wyoming and added a career-long 43-yard rush ... Had three catches for 93 yards vs. New Mexico ... Grabbed three balls for 29 yards at Colorado State ... Posted career highs for receptions (8) and receiving yards (149) and added 109 kickoff returns yards vs. Boise State ... Caught four balls for 45 yards and a touchdown at UNLV ... Had his third 100-yard receiving game of the season with 102 yards on six catches against Fresno State ... Scored three of the team's four touchdowns in the New Orleans Bowl, including one with 35 seconds left that put SDSU in the lead ... Ended that outing with six catches for 85 yards and a pair of kick returns for 65 yards.

2010: Played 11 games on defense and special teams, making eight tackles, including seven solo efforts ... Collegiate debut vs. Nicholls ... First career tackle vs. Utah State ... Also made one stop against BYU, Air Force, New Mexico, Colorado State, TCU, Utah and Navy.

2009: Did not play, redshirting the campaign.

High School: A three-year starter for coach John Marin at Diamond Bar High School ... Was an all-league pick on both offense (second-team wide receiver) and defense (first-team defensive back) in 2008 ... Named the Diamond Bar High defensive player of the year after recording 58 total tackles and five interceptions his senior season ... Grabbed 26 receptions for 367 yards (14.1 average) and two scores in 2008 ... Received a Sierra League honorable mention nod in 2007 ... Had 31 tackles and 13 pass breakups as a junior in 2007 ... Also competed in track and field ... A Sierra League third-place finisher in the 300-meter hurdles in 2008 ... A CIF first-round qualifier in the same event ... A scholar-athlete and an all-league academic selection.

Personal: Born April 5, 1991, in Diamond Bar, Calif. ... Son of Janice Johnson-Lockett and Frederick Lockett ... Brother, Bret, played football at UCLA and most recently was a member of the New England Patriots ... Major is communications.

LOCKETT's CAREER RECEIVING STATISTICS
(2010 def. stats not listed)

Year	GP/GS	No.	Yds.	Avg.	TD	Lg
2011	13/11	58	970	16.7	8	68
2012	11/6	20	293	14.7	3	40
Total	24/17	78	1,263	16.2	11	68

LOCKETT's CAREER RUSHING STATISTICS

Year	No.	Yds.	Avg.	TD	Lg
2011	7	96	13.7	0	43
2012	4	42	10.5	0	16
Total	11	138	12.5	0	43

LOCKETT's CAREER KICK RETURNING STATISTICS

Year	No.	Yds.	Avg.	TD	Lg
2011	31	678	21.9	1	94
2012	28	748	26.7	2	100
Total	59	1,426	24.2	3	100

Career Highs: **Receptions:** 8 vs. Boise State (11/19/11); **Receiving Yards:** 149 vs. Boise State (11/19/11); **Receiving TDs:** 3 vs. Louisiana-Lafayette (12/17/11); **Long Reception:** 68 at Army (9/10/11); **Carries:** 2, 4 times; **Rushing Yards:** 43 vs. Wyoming (10/29/11); **Long Rush:** 43 vs. Wyoming (10/29/11); **KO Returns:** 7 at Fresno State (9/29/12); **Long KO Return:** 100 at Boise State (11/3/12); **KO Return Yards:** 143 vs. Cal Poly (9/3/11); **KO Return TD:** 1 at Boise State (11/3/12), vs. Army (9/8/12), vs. Cal Poly (9/3/11).

2012 Highs: **Receptions:** 4 at Washington (9/11/12); **Receiving Yards:** 73 vs. San Jose State (9/22/12); **Receiving TDs:** 1 vs. UNLV (10/27/12), vs. San Jose State (9/22/12), vs. North Dakota (9/15/11); **Long Reception:** 40 vs. San Jose State (9/22/12); **KO Returns:** 7 at Fresno State (9/29/12); **Long KO Return:** 100 at Boise State (11/3/12); **KO Return Yards:** 141 at Boise State (11/3/12); **KO Return TD:** 1 at Boise State (11/3/12), vs. Army (9/8/12).

LOCKETT's CAREER GAME-BY-GAME
(2010 def. stats not listed)

Year	Rushing				Receiving			
	Att.	Yds.	TD	Avg.	No.	Yds.	TD	Avg.
CAL POLY (9/31/11)*	0	0	0	0.0	3	82	1	27.3
at Army (9/10/11)*	0	0	0	0.0	5	113	1	22.6
WSU (9/17/11)*	0	0	0	0.0	4	59	0	14.8
at Mich. (9/24/11)	2	13	0	6.5	7	71	1	10.1
TCU (10/8/11)	0	0	0	0.0	3	51	0	17.0
at AFA (10/13/11)*	0	0	0	0.0	3	53	1	17.7
WYO (10/29/11)*	1	43	0	43.0	3	38	0	12.7
UNM (11/5/11)*	0	0	0	0.0	3	93	0	31.0
at CSU (11/12/11)*	0	0	0	0.0	3	29	0	9.7
BSU (11/19/11)*	2	-2	0	-2.0	8	149	0	18.6
at UNLV (11/26/11)*	0	0	0	0.0	4	45	1	10.3
FS (12/3/11)*	2	42	0	21.0	6	102	0	17.0
vs. ULL (12/17/11)*	0	0	0	0.0	6	85	3	14.2
at UW (9/1/12)*	0	0	0	0.0	4	48	0	12.0
ARMY (9/8/12)*	0	0	0	0.0	2	11	0	5.5
UND (9/15/12)	0	0	0	0.0	1	37	1	37.0
SJSU (9/22/12)*	1	15	0	15.0	3	73	1	24.3
at FS (9/29/12)	0	0	0	0.0	1	3	0	3.0
UH (10/6/12)				DNP				
CSU (10/13/12)	0	0	0	0.0	1	12	0	12.0
at NV (10/20/12)	0	0	0	0.0	1	14	0	14.0
UNLV (10/27/12)	2	11	0	5.5	3	51	1	17.0
at BSU (11/3/12)*	0	0	0	0.0	1	7	0	7.0
AFA (11/10/12)*	0	0	0	0.0	0	0	0	0.0
at WYO (11/24/12)*	1	16	0	16.0	3	37	0	12.3

* = Game started



#43 CHANCE MARDEN

Kicker
Senior | HS | 6-1 | 175
Fremont, Calif. (Washington HS)

Made the move to football after spending four seasons (three and a redshirt year) with the Aztec men's soccer team ... An accurate kicker with a good leg.

2012: Ranks second on the team with 75 points ... Is 51-for-52 on PATs and 8-for-12 on field goal attempts ... Did not travel in the opener to Washington ... Was named the kicker the following week against Army ... Converted all six of his PATs, but missed on two field goals (37 yards and 40 yards) ... Was perfect on all seven PATs vs. North Dakota ... Also missed a 40-yard field goal ... Made his first two career field goals against San Jose State, hitting a 25-yarder and later a 41-yarder ... The 41-yard field goal was the longest by an Aztec since Abel Perez hit a 42-yarder vs. Army on Sept. 10 of last year ... He was also 4-for-4 on the PATs ... Hit 4 of his 5 PATs at Fresno State ... Tied his then career high with 10 points against Hawai'i, making all seven of his PATs and nailing a 35-yard field goal ... Made all five of his PATs and kicked a 34-yard field goal vs. Colorado State ... Was

named the Mountain West Special teams Player of the Week on Oct. 22 after going 3-for-3 on field goal attempts and 2-for-2 in PATs at Nevada ... Ended up with a career-high 11 points, connecting on field goals of 39, 46 and 35 yards with the latter coming as time expired in regulation, forcing the game into overtime ... The 46-yarder in the second quarter was a career long ... Also was named a honorable mention pick as the CFP National Placekicker of the Week ... Made another field goal (28 yards) against UNLV and was 3-for-3 on PATs for six points ... Missed a field goal attempt at Boise State, which snapped his streak of eight straight makes ... But was 3-for-3 on PATs in the game ... Made all three of his PATs vs. Air Force ... Was 6-for-6 on PATs at Wyoming.

SDSU Men's Soccer: Played in 33 games with the Aztec men's soccer team over his career, earning one start, while logging time in the midfield and as a defender ... Had two assists and 11 shots over his career.

High School: Was a three-sport athlete at Washington High in Fremont, Calif., competing in soccer, baseball and football ... Was a first-team all-MVAL selection and all-East Bay member in soccer.

Personal: Born Sept. 11, 1990, in Palo Alto, Calif. ... Son of Marta Elliott and Steve Marden.

MARDEN's CAREER KICKING STATISTICS

Year	FGM-A	Pct.	01-19	20-29	30-39	40-49	50+	Lg.	Blk.
2012	8-12	.667	0-0	2-2	4-6	2-4	0-0	46	0

MARDEN's CAREER KICKOFF STATISTICS

Year	Att.	Yds.	Avg.	TB	OB
2012	5	252	50.4	0	0

Career/2012 Highs: **Field Goals:** 3 at Nevada (10/20/12); **Long Field Goal:** 46 at Nevada (10/20/12).

MARDEN's CAREER GAME-BY-GAME

Opp.	PATs			FGs		
	Md.	Att.	Yds.	Md.	Att.	Blkd.
at UW (9/1/12)				DNP		
ARMY (9/8/12)	6	6	0	2	N/A	0
UND (9/15/12)	7	7	0	1	N/A	0
SJSU (9/22/12)	4	4	2	2	41	0
at FS (9/29/12)	4	5	0	0	N/A	0
UH (10/6/12)	7	7	1	1	35	0
CSU (10/13/12)	5	5	1	1	34	0
at NV (10/20/12)	2	2	3	3	46	0
UNLV (10/27/12)	3	3	1	1	28	0
at BSU (11/3/12)	3	3	0	1	N/A	0
AFA (11/10/12)	3	3	0	0	N/A	0
at WYO (11/24/12)	6	6	0	0	N/A	0

MARDEN's CAREER KICKOFFS GAME-BY-GAME

Opp.	No.	Yds.	Avg.	TB
at UW (9/1/12)			DNP	
Army (9/8/12)	0	0	N/A	0
UND (9/15/12)	0	0	N/A	0
SJSU (9/22/12)	5	252	50.4	0
at FS (9/29/12)	0	0	N/A	0
UH (10/6/12)	0	0	N/A	0
CSU (10/13/12)	0	0	N/A	0
at NV (10/20/12)	0	0	N/A	0
UNLV (10/27/12)	0	0	N/A	0
at BSU (11/3/12)	0	0	N/A	0
AFA (11/10/12)	0	0	N/A	0
at WYO (11/24/12)	0	0	N/A	0



#2 LEON MCFADDEN

Defensive Back
Senior | 3L | 5-10 | 190
Inglewood, Calif. (St. John Bosco HS)

Great cover skills with opposing offenses routinely staying away from his side of the field ... Originally signed as a wide receiver, but converted to defensive back full time during 2009 fall camp ... Has played in every game since coming to campus as a true freshman in 2009 ... Is tied for the all-time leader at SDSU with 37 PBUs ... Has started

38 consecutive games, tied with Alec Johnson for the longest streak on the team ... One of the team's three captains.

2012: Was named a first-team all-Mountain West selection for the third consecutive year, the first Aztec to do that since Kirk Morrison (2002-04) and fifth overall ... Was selected as a Midseason Fourth-Team All-American by *Phil Steele* ... Also was the lone Aztec on the midseason all-Mountain West first team by *Phil Steele's* ... Earned the team's John Simcox Memorial Award, given to the most valuable player ... Named the Mountain West Preseason Defensive Player of the Year by the MW media ... Wass on the Bronko Nagurski Award Watch List (Best Defensive Player) and the Jim Thorpe Award Watch List (Best Defensive Back) ... Also on the Senior Bowl Watch List and the CFPA Defensive Back Trophy Watch List ... Named a preseason all-Mountain West first-team selection by the MW media, *Athlon Sports*, *Lindy's Sports*, *Phil Steele's* and *USA Today* ... Rated as the "Best Cover Corner" by *Lindy's Sports* and No. 6 on "top draft-eligible college cornerback" by *NFL.com* ... Leads the Aztecs in interceptions (3) and PBUs (10), and is one of 10 with a forced fumble ... Also has a career-high 59 tackles, including 45 solo stops ... Is tied for 38th in the country in passes defended per game (1.08) and is tied for 70th in the country with 0.25 interceptions per game ... Is one of just 11 players in the nation with two or more interceptions returned for a touchdown and one of two Aztecs to ever have two scores in a season (also Tory Nixon in 1986) ... His two career interceptions for a touchdown trail only Ricky Parker's three from 1993-96 ... Also is sixth with 186 career interception yards ... Started the opener at Washington, making a career-high eight tackles ... Started again in the home opener vs. Army and made four stops ... Had a big all-around game vs. North Dakota, returning an interception 28 yards for a touchdown on UND's first offensive play of the game ... It was his first career touchdown ... Also had six tackles (all solo) and two PBUs ... Had an interception, tied a career high with three PBUs and a tackle against San Jose State ... Returned an interception 96 yards for a touchdown at Fresno State ... It was tied for the sixth longest in program history and the longest since 1986 ... It was his third interception in three games and eighth of his career ... Also had five tackles and a PBU ... Made six stops vs. Hawaii, including a TFL and his first career forced fumble ... Made three tackles and had two PBUs in the win vs. Colorado State ... Had six stops (all solo) at Nevada ... Made five tackles and added a PBU vs. UNLV ... Had four tackles and a PBU at Boise State ... Tied his career high with eight stops with a TFL vs. Air Force ... Had three stops at Wyoming.

2011: Earned first-team all-MW honors for the second consecutive season, the first Aztec defensive back to do so in back-to-back campaigns since Will Demps in 2000-01 ... Ranked No. 1 in the Mountain West for the second consecutive year and 12th nationally in passes defended with 17, including six more breakups than any other player in the league ... His 15 PBUs are third-most in Aztec season history ... Tabbed a midseason All-American (honorable mention) by *Phil Steele* and also a midseason all-MW first-team pick ... Named a 2011 preseason first-team all-conference pick by *Athlon Sports*, *Blue Ribbon*, *Lindy's Sports* and *Phil Steele* ... Started all 13 outings, compiling 46 tackles, including three for a loss, and two interceptions ... Starter at cornerback in the opener, making three tackles and also recording a pass breakup in the win over Cal Poly ... Had two PBUs, including one in the end zone and one on Army's final drive of the game, to go with two tackles ... Also returned his first punt for 9 yards in the third quarter at Army ... Four tackles and two PBUs for the second game in a row vs. Washington State, while also logging three punt returns, highlighted by a career-long 26-yarder ... Recorded three solo efforts in the loss at Michigan, while logging his first career carries on offense for 5 yards ... Posted his first interception of the season, returning it 23 yards against TCU ... Also had three solo

stops and a pass breakup vs. the Horned Frogs ... Had a season-high six tackles with a PBU at Air Force ... Made four stops vs. Wyoming and also had 0.5 TFL and a PBU ... Intercepted another pass vs. New Mexico ... Had a tackle and a PBU at Colorado State ... Broke up two passes and had a tackle vs. Boise State ... Tied his career high with seven tackles, including a sack at UNLV ... Tied his career high once again with a team-high seven tackles vs. Fresno State ... Batted down a pair of passes and also had four stops in the bowl game in New Orleans.

2010: Started every game at cornerback and also served as a punt returner ... Named a first-team all-MWC selection ... *Phil Steele* postseason all-MWC first team ... Led the league and tied for 17th nationally in passes defended per game (1.08) ... Ranked third on the team in tackles with 55 and in stops for loss with 7.0 ... One of three Aztecs with two interceptions ... Starter at cornerback (2 tackles) and also returned punts (3 for 33 yards) in the opener against Nicholls ... Three assisted tackles in the win over New Mexico State ... Second career interception and first of the season at No. 25 Missouri ... Posted four stops, two PBUs and returned two punts for 13 yards against the Tigers ... Career-best and team game-high seven tackles, including three for a loss of 20 yards, in the win vs. Utah State ... Second INT of the season in the end zone at BYU ... Outstanding effort in the upset of No. 23 Air Force, contributing three solo tackles with one for a loss and breaking up three pass attempts ... Five stops in the win at UNM ... Two TFLs, including a sack for a loss of 11 yards, in the victory at Wyoming ... Tied his career high with seven tackles and added a PBU and a TFL vs. Colorado State ... Had another seven-tackle game with two PBUs at TCU ... Made four stops with a PBU vs. Utah ... Had five stops against UNLV ... Posted one tackle in the Poinsettia Bowl.

2009: Only true freshman to play in all 12 contests for the Aztecs ... Started six games, including each of the first five ... MWC all-freshman squad by *Rivals.com* ... Logged 26 tackles, including at least one in every outing ... Had a sack, an interception and blocked a pair of kicks ... One of two true freshmen to start against UCLA ... Earned the nod at left cornerback, making two tackles and adding a blocked extra point ... In his second start vs. Southern Utah, blocked another kick and returned it after a lateral for a defensive extra point ... Also added two stops against the T-Birds ... Two solo tackles as a starter at Idaho and a season-best five stops at Air Force ... Recorded his first career interception in the win over New Mexico State, returning it 39 yards to set up an SDSU field goal ... Came off the bench for the first time vs. BYU, logging only one solo tackle ... Starter at left cornerback at Colorado State and a reserve against UNM ... Also played against TCU and Wyoming ... Recorded his first career sack vs. Wyoming ... Had an assisted stop at Utah and in the finale at UNLV.

High School: Recorded 32 receptions for an average of 16.3 yards per catch, including seven touchdowns in 2008 at St. John Bosco in Bellflower, Calif. ... Was selected to the Trinity League first-team defense after he recorded 48 tackles and four interceptions in 2008 ... Caught a season-high seven passes for 108 yards against Lutheran High.

Personal: Born Oct. 26, 1990, in Bellflower, Calif. ... Son of Mia Price McFadden and Leon McFadden ... Has three sisters ... Father, Leon, played professional baseball with the Houston Astros organization ... Also drew interest from BYU, Washington, Utah State, Idaho and Sacramento State ... Majoring in communications.

MCFADDEN's CAREER DEFENSIVE STATISTICS

Year	G/GS	UA-AT-TT	TFL-Yds.	Sks.	INT	PBU	FF-FR
2009	12/6	17-9-26	1.0-5	1.0-5	1-39	0	0-0
2010	13/13	38-17-55	7.0-40	1.0-11	2-0	12	0-0
2011	13/13	35-11-46	3.0-11	1.0-1	2-23	15	0-0
2012	12/12	45-14-59	2.0-4	0-0	3-124	10	1-0
Total	50/44	135-51-186	13.0-60	3.0-17	8-186	37	1-0

MCFADDEN's CAREER PUNT RETURNING STATISTIC

Year	No.	Yds.	Avg.	TD	Lg
2010	5	46	9.2	0	23
2011	12	70	5.8	0	26
2012	0	0	0.0	0	0
Total	17	116	6.8	0	26

Career Highs: Tackles: 8 vs. Air Force (11/10/12), at Washington (9/1/12); TFL: 3.0 vs. Utah State (9/25/10); Sacks: 1.0 at UNLV (11/26/11), at Wyoming (10/30/10); vs. Wyoming (11/14/09); INT: 1, eight times; PBU: 3 vs. San Jose State (9/22/12), vs. Air Force (10/26/10); FE: 1 vs. Hawaii (10/6/12); Defensive TDs: 1 at Fresno State (9/29/12), vs. North Dakota (9/15/12); Blocked Kicks: 1 vs. Southern Utah (9/12/09), at UCLA (9/5/09); Long Punt Return: 26 vs. Washington State (9/17/11); Carries: 2 at Michigan (9/24/11); Rushing Yards: 5 at Michigan (9/24/11); Long Rush: 10 at Michigan (9/24/11).

2012 Highs: Tackles: 8 vs. Air Force (11/10/12), at Washington (9/1/12); TFL: 1 vs. Air Force (11/10/12), vs. Hawaii (10/6/12); INT: 1 at Fresno State (9/29/12), vs. San Jose State (9/22/12), vs. North Dakota (9/15/12); PBU: 3 vs. San Jose State (9/22/12); FE: 1 vs. Hawaii (10/6/12); Defensive TDs: 1 at Fresno State (9/29/12), vs. North Dakota (9/15/12).

MCFADDEN's CAREER GAME-BY-GAME

Opp.	UA-AT-TT	TFL-Yds.	Sks.	INT	PBU	FF-FR
at UCLA (9/5/09)*	1-1-2	0-0	0-0	0-0	0	0-0
SUU (9/12/09)*	2-0-2	0-0	0-0	0-0	0	0-0
at Idaho (9/19/09)*	2-0-2	0-0	0-0	0-0	0	0-0
at AFA (9/26/09)*	3-2-5	0-0	0-0	0-0	0	0-0
NMSU (10/3/09)*	1-1-2	0-0	0-0	1-39	0	0-0
BYU (10/14/09)	1-0-1	0-0	0-0	0-0	0	0-0
at CSU (10/24/09)*	1-1-2	0-0	0-0	0-0	0	0-0
UNM (10/31/09)	2-1-3	0-0	0-0	0-0	0	0-0
TCU (11/7/09)	3-1-4	0-0	0-0	0-0	0	0-0
WYO (11/14/09)	1-0-1	1.0-5	1.0-5	0-0	0	0-0
at Utah (11/21/09)	0-1-1	0-0	0-0	0-0	0	0-0
at UNLV (11/28/09)	0-1-1	0-0	0-0	0-0	0	0-0
NICH (9/4/10)*	0-2-2	0-0	0-0	0-0	0	0-0
at NMSU (9/11/10)*	0-3-3	0-0	0-0	0-0	0	0-0
at Mizzou (9/18/10)*	3-1-4	0-0	0-0	1-0	2	0-0
USU (9/25/10)*	5-2-7	3.0-20	0-0	0-0	1	0-0
at BYU (10/9/10)*	2-1-3	0-0	0-0	1-0	0	0-0
AFA (10/16/10)*	3-0-3	1.0-3	0-0	0-0	3	0-0
at UNM (10/23/10)*	1-4-5	0-0	0-0	0-0	1	0-0
at WYO (10/30/10)*	4-0-4	2.0-14	1.0-11	0-0	1	0-0
CSU (11/6/10)*	5-2-7	1.0-3	0-0	0-0	1	0-0
at TCU (11/13/10)*	6-1-7	0-0	0-0	0-0	2	0-0
UTAH (11/20/10)*	4-0-4	0-0	0-0	0-0	1	0-0
UNLV (11/27/10)*	4-1-5	0-0	0-0	0-0	0	0-0
NAVY (12/23/10)*	1-0-1	0-0	0-0	0-0	0	0-0
CAL POLY (9/3/11)*	3-0-3	0-0	0-0	0-0	1	0-0
at Army (9/10/11)*	0-2-2	0-0	0-0	0-0	2	0-0
WSU (9/17/11)*	3-1-4	0-0	0-0	0-0	2	0-0
at Mich. (9/24/11)*	3-0-3	0-0	0-0	0-0	0	0-0
TCU (10/8/11)*	3-0-3	0-0	0-0	1-23	1	0-0
at AFA (10/13/11)*	4-2-6	0.5-2	0-0	0-0	1	0-0
WYO (10/29/11)*	3-1-4	0.5-3	0-0	0-0	1	0-0
UNM (11/5/11)*	1-0-1	0-0	0-0	1-0	0	0-0
at CSU (11/12/11)*	1-0-1	0-0	0-0	0-0	1	0-0
BSU (11/19/11)*	1-0-1	0-0	0-0	0-0	2	0-0
at UNLV (11/26/11)*	5-2-7	1.0-1	1.0-1	0-0	1	0-0
FS (12/3/11)*	6-1-7	1.0-6	0-0	0-0	1	0-0
vs. ULL (12/17/11)*	2-2-4	0.5-1	0-0	0-0	2	0-0
at UW (9/12/12)*	5-3-8	0-0	0-0	0-0	0	0-0
ARMY (9/8/12)*	3-1-4	0-0	0-0	0-0	0	0-0
UND (9/15/12)*	6-0-6	0-0	0-0	1-28	2	0-0
SJSU (9/22/12)*	1-0-1	0-0	0-0	1-0	3	0-0
at FS (9/29/12)*	3-2-5	0-0	0-0	1-96	1	0-0
UH (10/6/12)*	4-2-6	1.0-3	0-0	0-0	0	1-0
CSU (10/13/12)*	3-0-3	0-0	0-0	0-0	2	0-0
at NV (10/20/12)*	6-0-6	0-0	0-0	0-0	0	0-0
UNLV (10/27/12)*	4-1-5	0-0	0-0	0-0	1	0-0
at BSU (11/3/12)*	2-2-4	0-0	0-0	0-0	1	0-0
AFA (11/10/12)*	5-3-8	1.0-1	0-0	0-0	0	0-0
at WYO (11/24/12)*	3-0-3	0-0	0-0	0-0	0	0-0

* = Game started



#17 SEAMUS MCMORROW
Kicker/Punter
 Freshman | HS | 5-11 | 190
 San Diego, Calif. (St. Augustine HS)

Local product who has seen extensive action in the kicking game in his first season ... Has a monster foot ... Can punt, kick and kick off.

2012: Earned the team's Outstanding Freshman Award ... Has punted 35 times this year for 1,466 yards (41.89 avg.) ... Is averaging 62.7 yards per kickoff as 31 of his 65 kickoffs have been touchbacks ... Did not play in the opener at Washington ... Took all the kickoffs and punts in the home opener vs. Army ... Averaged 62.6 yards per kickoff on seven attempts and had three touchbacks ... Punted four times for a 36.5 average ... Averaged 62.5 yards per kickoff on eight attempts against North Dakota with six going for touchbacks ... Also punted twice for 96 yards (48.0 avg.), including a 51-yard boot and one inside the 20 ... Did not suit up against San Jose State ... Returned to action at Fresno State, punting five times for 220 yards (44.0 avg.), including a 50- and 51-yarder ... Also kicked off seven times with two touchbacks ... Punted a career-high six times for 228 yards (38.0 avg.) vs. Hawaii and averaged 61.2 yards per kickoff ... Had a good all-around game vs. Colorado State, averaging a career-long 63.7 yards per kickoff with four touchbacks and punting once for 37 yards, which landed at the Rams' 8-yard line ... Had maybe his best all-around game at Nevada, punting four times for 210 yards and a career-high 52.5 average ... All four of his punts were 50 or more yards, including a career-long 56-yarder ... Two of his punts were inside the 20, a career-high mark ... Also kicked off six times with four of them going for a touchback ... Was honored as a honorable-mention CFP National Punter of the Week ... Punted three times for 144 yards (44.3 avg.), including two inside the 20-yard line, which tied a career high, against UNLV ... Also kicked off five times with two for touchbacks ... Punted three times for 151 yards (50.3 avg.) at Boise State, including two inside the 20 and two for at least 50 yards ... Was picked once again as a honorable-mention CFP National Punter of the Week ... Also averaged a then career-high 64.8 yards per kickoff on four attempts ... Had a busy day vs. Air Force, punting five times for 182 yards (36.4 avg.) and kickoff off five times for 325 yards and a perfect 65.0 average ... Four of her five kickoffs were touchbacks ... Punted twice for 63 yards (31.5 avg.) at Wyoming ... Also had five of his seven kickoffs not returned for a touchback.

MCMORROW's CAREER KICKING STATISTICS

Year	FGM-A	Pct.	01-19	20-29	30-39	40-49	50+	Lg.	Bk.
2012	0-0	.000	0-0	0-0	0-0	0-0	0-0	0-0	N/A

MCMORROW's CAREER KICKOFF STATISTICS

Year	Att.	Yds.	Avg.	TB	OB
2012	65	4,075	62.7	31	2

MCMORROW's CAREER PUNTING STATISTICS

Year	G	No.	Yds.	Avg.	Lg.	TB	FC	I20	Bk.
2012	10	35	1,466	41.9	56	6	9	13	0

Career/2012 Highs: Touchbacks (KO): 6 vs. North Dakota (9/15/12); Kickoff Avg. (More than 1 att.): 65.0 (5-for-325) vs. Air Force (11/10/12); Punts: 6 vs. Hawaii (10/6/12); Yards: 228 vs. Hawaii (10/6/12); Avg. (More than 1 att.): 52.5 (4-for-210) at Nevada (10/20/12); Long: 56 vs. UNLV (10/27/12), at Nevada (10/20/12).

2012 MCMORROW's CAREER KICKOFFS GAME-BY-GAME

Opp.	No.	Yds.	Avg.	TB
at UW (9/1/12)				DNP
Army (9/8/12)	7	438	62.6	3
UND (9/15/12)	8	500	62.5	6
SJSU (9/22/12)				DNP
at FS (9/29/12)	7	435	62.1	2
UH (10/6/12)	9	551	61.2	0
CSU (10/13/12)	7	446	63.7	4

at NV (10/20/12)	6	357	59.5	4
UNLV (10/27/12)	5	302	60.4	2
at BSU (11/3/12)	4	259	64.8	1
AFA (11/10/12)	5	325	65.0	4
at WYO (11/24/12)	7	452	64.6	5

MCMORROW's CAREER PUNTING GAME-BY-GAME

Opp.	No.	Yds.	Avg.	Lg.	TB	FC	I20	50+
at UW (9/1/12)								DNP
ARMY (9/8/12)	4	146	36.5	42	1	2	1	0
UND (9/15/12)	2	96	48.0	51	0	2	1	1
SJSU (9/22/12)								DNP
at FS (9/29/12)	5	220	44.0	51	0	1	1	2
UH (10/6/12)	6	228	40.6	50	1	0	1	1
CSU (10/13/12)	1	37	37.0	37	0	0	1	0
at NV (10/20/12)	4	210	52.5	56	1	0	2	4
UNLV (10/27/12)	3	133	44.3	56	1	1	2	1
at BSU (11/3/12)	3	151	50.3	52	0	0	2	2
AFA (11/10/12)	5	182	36.4	47	2	3	1	0
at WYO (11/24/12)	2	63	31.5	35	0	0	0	0



#98 SAM MEREDITH
Defensive Line
 Sophomore | 1L | 6-4 | 275
 La Mesa, Calif. (Helix HS)

An aggressive athlete who shows good speed for his size ... One of four sophomores in the starting lineup on defense ... Has played in 24 of the 25 games since arriving on The Mesa, playing in 12 contests as a true freshman in 2011.

2012: Was named an honorable mention all-Mountain West pick ... The team named him the Defensive Lineman of the Year ... Has 31 tackles this year, including 4.5 TFL, a sack, a fumble recovery and a PBU ... Started his first career game in the opener at Washington ... Made two assisted tackles in the game ... Started again vs. Army and had one solo tackle ... Had three tackles and his first career sack vs. North Dakota ... Recorded three stops again vs. San Jose State ... Had three tackles for a third straight game at Fresno State and also registered a career-high 1.5 TFL ... Made two stops vs. Hawaii ... Had a then career-high four tackles, including 1.0 TFL vs. Colorado State ... Made two stops with 1.0 TFL at Nevada ... Had one tackle vs. UNLV ... Made three tackles at Boise State ... Had a career-high five tackles and his first career fumble recovery vs. Air Force ... Made two tackles and picked up his first career PBU at Wyoming.

2011: Logged four tackles (all solo) with one TFL ... One of four true freshmen to play in the opener vs. Cal Poly, coming in as a reserve in the second half ... Played, but did not log a stat for the second consecutive outing at Army ... First career tackle in the win over Washington State ... Only stop at Michigan was for a loss of 2 yards ... One solo effort in the loss to TCU ... Was a reserve at Air Force, vs. Wyoming and vs. New Mexico ... Did not play at Colorado State ... Made one tackle against Boise State ... Did not play at UNLV, but logged snaps against Fresno State the following game ... Saw playing time in the New Orleans Bowl, but did not record a stat.

High School: A three-star signee by *Rivals.com* ... A three-star recruit by *ESPN.com* who received a *Scouts, Inc.* grade of 77 and is listed as the No. 45 tight end recruit ... Earned all-CIF defensive line honors, recording six sacks through 10 games as a senior ... Named East County League Defensive Player of the Year and *Prep Pigskin Report* lineman of the year ... As a junior, was an East County first-team selection as both a tight end and defensive end ... Also saw action at Helix as an offensive lineman ... Lettered in basketball and track.

Personal: Born Jan. 31, 1993, in Honolulu, Hawaii ... Son of Rachel and Sam Meredith ... Cousin is Trask Iosefa, who was a four-year starting center at SDSU from 2007-10 ... Chose the Aztecs over Stanford, Brigham Young, Arizona and Utah.

MEREDITH's CAREER STATISTICS

Year	G/GS	UA-AT-TT	TFL-Yds.	Sks.	INT	PBU	FF-FR
2011	12/0	4-0-4	1.0-2	0-0	0-0	0	0-0
2012	12/12	16-15-31	4.5-11	1.0-2	0-0	1	0-1
Total	24/12	20-15-35	5.5-13	1.0-2	0-0	1	0-1

Career/2012 Highs: Tackles: 5 vs. Air Force (11/10/12); TFL: 1.5 at Fresno State (9/29/12); Sacks: 1.0 vs. North Dakota (9/15/12); PBU: 1 at Wyoming (11/24/12); FR: 1 vs. Air Force (11/10/12).

MEREDITH's CAREER GAME-BY-GAME

Opp.	UA-AT-TT	TFL-Yds.	Sks.	INT	PBU	FF-FR
CAL POLY (9/3/11)	0-0-0	0-0	0-0	0-0	0	0-0
at Army (9/10/11)	0-0-0	0-0	0-0	0-0	0	0-0
WSU (9/17/11)	1-0-1	0-0	0-0	0-0	0	0-0
at Mich. (9/24/11)	1-0-1	1.0-2	0-0	0-0	0	0-0
TCU (10/8/11)	1-0-1	0-0	0-0	0-0	0	0-0
at AFA (10/13/11)	0-0-0	0-0	0-0	0-0	0	0-0
WYO (10/29/11)	0-0-0	0-0	0-0	0-0	0	0-0
UNM (11/5/11)	0-0-0	0-0	0-0	0-0	0	0-0
at CSU (11/12/11)						DNP
BSU (11/19/11)	1-0-1	0-0	0-0	0-0	0	0-0
at UNLV (11/26/11)	0-0-0	0-0	0-0	0-0	0	0-0
FS (12/3/11)	0-0-0	0-0	0-0	0-0	0	0-0
vs. ULL (12/17/11)	0-0-0	0-0	0-0	0-0	0	0-0
at UW (9/1/12)*	0-2-2	0-0	0-0	0-0	0	0-0
ARMY (9/8/12)*	1-0-1	0-0	0-0	0-0	0	0-0
UND (9/15/12)*	1-2-3	1.0-2	1.0-2	0-0	0	0-0
SJSU (9/22/12)*	2-1-3	0-0	0-0	0-0	0	0-0
at FS (9/29/12)*	2-1-3	1.5-4	0-0	0-0	0	0-0
UH (10/6/12)*	2-0-2	0-0	0-0	0-0	0	0-0
CSU (10/13/12)*	2-2-4	1.0-4	0-0	0-0	0	0-0
at NV (10/20/12)*	2-0-2	1.0-1	0-0	0-0	0	0-0
UNLV (10/27/12)*	0-1-1	0-0	0-0	0-0	0	0-0
at BSU (11/3/12)*	2-1-3	0-0	0-0	0-0	0	0-0
AFA (11/10/12)*	2-3-5	0-0	0-0	0-0	0	0-1
at WYO (11/24/12)*	0-2-2	0-0	0-0	0-0	1	0-0

* = Game started



#4 ADAM MUEMA
Running Back
 Sophomore | 1L | 5-10 | 205
 Covina, Calif. (Charter Oak HS)

Entered the season with more rushing yards than Ronnie Hillman did in his first 42 snaps ... A hard-nosed runner, who can get yardage after contact and his tough to bring down ... Went 117 touches to start his career before his first fumble (and fumble lost) at Fresno State (Sept. 29, 2012) ... Has seven career 100-yard rushing games (T-12th in history), including six this year (T-8th in history) ... Has six career multiple touchdown games ...

2012: Named a second-team all-Mountain West pick ... Has 1,355 rushing yards, the eighth most ever by an Aztec in a single season ... Has 16 rushing touchdowns (T-7th at SDSU) and 17 overall scores (8th at SDSU) ... Ranks 16th in the country in rushing (112.92) and third among sophomores ... Was named a midseason all-Mountain West third-team selection by *Phil Steele's* ... Leads the Aztecs in rushing attempts (211), rushing yards, rushing touchdowns and overall touchdowns, while averaging 6.42 yards per carry ... The 6.42 yards per rush ranks third in the nation among the 15 rushers with at least 1,355 yards ... Also has eight catches for 113 yards and a touchdown ... Is also tied for 34th in scoring per game (8.50) and 41st in all-purpose yards per game (122.33), despite not handling any kickoff or punt returns ... Has started all 12 games this season ... Had a rushing touchdown in eight consecutive games before failing to get in the end zone at Nevada ... Has started all 11 contests this year ... Earned the start at running back in the opener at Washington and carried 11 times for 32 yards, including a 1-yard touchdown run in the fourth quarter ... Started the next game vs. Army and rushed 15 times for 98 yards and a touchdown, averaging 6.5 yards per carry ... Ran 13 times for 124 yards and a touchdown vs. North Dakota ... Broke the 100-yard mark for the first time of the year ... Had a then career-high

202 rushing yards on a then career-high 25 carries vs. San Jose State ... Became the 18th Aztec in program history to rush for 200 or more yards (36th time overall) ... Also scored on a career-long 83-yard touchdown run ... That was the 10th-longest touchdown run in program history and the eighth-longest ever against San Jose State ... Ran 13 times for 64 yards at Fresno State ... Scored two touchdowns in the game, his second career game with multiple touchdowns (also Boise State last year (Nov. 19), when he had three (two rushing, one receiving) ... Carried 20 times for 77 yards and a touchdown vs. Hawaii ... Also added a 31-yard receiving score ... Had 105 rushing yards on 14 attempts and two touchdowns, his third 100-yard game of the season ... Also had a 32-yard reception ... Ran 13 times for 47 yards at Nevada ... Had another 100-yard rushing game with 143 yards on 21 attempts (6.8 avg.) against UNLV, including a long of 48 yards ... Broke 100 yards with 127 on 25 attempts and a touchdown at Boise State ... Had 81 rushing yards and two touchdowns on 15 carries vs. Air Force ... Was named the MW Co-Offensive Player of the Week on Nov. 26 after rushing for a career-high 255 rushing yards, the ninth most in a game in program history and most since Larry Ned had 285 in 2001, and four rushing touchdowns at Wyoming ... He became the ninth player in school history with at least two, 200-yard rushing games ... The four rushing scores were tied for the fifth most in a game in program history.

2011: Carried 42 times for 253 yards, averaging 6.0 yards per carry, in six games ... Scored three touchdowns on the ground and one via the air ... Appeared five times as a reserve and once as a starter ... Had his first four career carries for 37 yards vs. New Mexico, including a 23-yard run ... Came in at Colorado State after injuries forced starter Ronnie Hillman and backup Walter Kazee out of the game, running 11 times for 45 yards ... Also caught a 2-yard pass against the Rams ... Made his first career start against Boise State and had three overall touchdowns ... Rushed 13 times for 119 yards and two scores against the Broncos, including an 81-yard score, and added a 1-yard TD reception ... Had nine rushes for 35 yards at UNLV ... Carried twice for 8 yards against Fresno State ... Carried three times for 9 yards, including a 5-yard TD score vs. Louisiana-Lafayette in the New Orleans Bowl.

2010: Did not play in any games and utilized his redshirt campaign.

High School: Finished his senior season with 1,936 rushing yards on 269 carries (7.2 avg.) and 23 touchdowns at Charter Oak High School ... Helped the Chargers compile a 13-1 record during his senior campaign ... Earned offensive MVP and all-Miramonte League honors for his effort ... 2009 Player of the Year by the *San Gabriel Valley Tribune* ... His junior season was just as good as his team went 13-0-1, and he had 230 rushes for 1,922 yards (8.4 avg.) and 29 touchdowns ... Charter Oak won its conference title all four seasons and CIF twice ... The Chargers were 36-3-2 in his three years and were 26-1-1 with him as the starting running back ... His prep career totals included 4,552 yards rushing, 61 touchdowns and 7.83 yards per carry average over three seasons ... A three-star recruit with 40-inch vertical leap by *Rivals.com* ... Earned a *Scouts, Inc.* grade of 69 ... Also participated in track.

Personal: Born June 20, 1992, in Pasadena, Calif ... Son of Trina Powell ... Chose San Diego State over the likes of Colorado, Fresno State, Nevada, Utah, UTEP, Washington and Washington State ... Is an exercise and nutritional sciences major.

MUEMA's CAREER RUSHING STATISTICS

Year	GP/GS	No.	Yds.	Avg.	TD	Lg
2011	6/1	42	253	6.0	3	81
2012	12/12	211	1,355	6.4	16	83
Total	18/13	253	1,608	6.4	19	83

MUEMA's CAREER RECEIVING STATISTICS

Year	No.	Yds.	Avg.	TD	Lg
2011	2	3	1.5	1	2
2012	8	113	14.1	1	32
Total	10	116	11.6	2	32

Career Highs: Carries: 26 at Wyoming (11/24/12); Rushing Yards: 255 at Wyoming (11/24/12); Rushing TDs: 4 at Wyoming (11/24/12); Long Rush: 83 vs. San Jose State (9/22/12); Receptions: 2 at Wyoming (11/24/12), at Colorado State (11/12/11); Receiving Yards: 32 vs. Colorado State (10/13/12); Receiving TDs: 1 vs. Hawaii (10/6/12), vs. Boise State (11/19/11); Long Reception: 32 vs. Colorado State (10/13/12).

2012 Highs: Carries: 26 at Wyoming (11/24/12); Rushing Yards: 255 at Wyoming (11/24/12); Rushing TDs: 4 at Wyoming (11/24/12); Long Rush: 83 vs. San Jose State (9/22/12); Receptions: 2 at Wyoming (11/24/12); Receiving Yards: 32 vs. Colorado State (10/13/12); Receiving TDs: 1 vs. Hawaii (10/6/12); Long Reception: 32 vs. Colorado State (10/13/12).

MUEMA's CAREER GAME-BY-GAME

Year	Rushing				Receiving			
	Att.	Yds.	TD	Avg.	No.	Yds.	TD	Avg.
CAL POLY (9/3/11)				DNP				
at Army (9/10/11)				DNP				
WSU (9/17/11)				DNP				
at Mich. (9/24/11)				DNP				
TCU (10/8/11)				DNP				
at AFA (10/13/11)				DNP				
WYO (10/29/11)				DNP				
UNM (11/5/11)	4	37	0	9.3	0	0	0	0.0
at CSU (11/12/11)	11	45	0	4.1	1	2	0	2.0
BSU (11/19/11)*	13	119	2	9.2	1	1	1	1.0
at UNLV (11/26/11)	9	35	0	3.9	0	0	0	0.0
FS (12/3/11)	2	8	0	4.0	0	0	0	0.0
vs. ULL (12/17/11)	3	9	1	3.0	0	0	0	0.0
at UW (9/1/12)*	11	32	1	2.9	0	0	0	0.0
ARMY (9/8/12)*	15	98	1	6.5	0	0	0	0.0
UND (9/15/12)*	13	124	1	9.5	0	0	0	0.0
SJSU (9/22/12)*	25	202	1	8.1	0	0	0	0.0
at FS (9/29/12)*	13	64	2	4.9	1	12	0	12.0
UH (10/6/12)*	20	77	1	3.8	1	31	1	31.0
CSU (10/13/12)*	14	105	2	7.5	1	32	0	32.0
at NV (10/20/12)*	13	47	0	3.6	0	0	0	0.0
UNLV (10/27/12)*	21	143	0	6.8	1	6	0	6.0
at BSU (11/3/12)*	25	127	1	5.1	1	9	0	9.0
AFA (11/10/12)*	15	81	2	5.4	1	1	0	1.0
at WYO (11/24/12)*	26	255	4	9.8	2	22	0	11.0

* = Game started



#27 ERIC PINKINS

Defensive Back
 Junior | 2L | 6-3 | 215
 Sacramento, Calif. (Inderkum HS)

Hard-hitting defensive back ... Has been a regular at the warrior position, starting 10 of the team's 12 games ... One of seven true freshmen to see action in 2009.

2012: Started the first five games and the last five, and has played in all 12 ... Is third on the team with 62 tackles, including 7.0 for a loss ... Also has two interceptions (one returned for a touchdown), 2.0 sacks, two PBUs and a fumble recovery ... Had at least 0.5 TFL in seven consecutive games from Sept. 22-Nov. 3 ... Earned the start at one of the Warrior spots in the opener at Washington and had three tackles ... Started again against Army and recorded four stops, 0.5 TFL and his first career interception ... Had five tackles vs. North Dakota, including four solo stops ... Had a team-high six tackles vs. San Jose State, including 1.0 TFL ... Had a huge game at Fresno State with a career-high eight tackles, a 32-yard interception return for a touchdown and a tackle for loss ... Made three tackles as a reserve vs. Hawaii ... Also had 1.0 TFL and recovered his first career fumble ... Made seven stops vs. Colorado State to go along his first-ever sack ... Made nine tackles with 1.0 TFL and his first PBU of the season in a start at Nevada ... Had three tackles, a sack and a

PBU vs. UNLV ... Had a team-high eight tackles with 0.5 TFL at Boise State ... Made a solo stop vs. Air Force ... Had five tackles (four solos) at Wyoming.

2011: Played in all 13 games in a reserve role, making 22 tackles with 1.5 for a loss ... Made one tackle in the opener against Cal Poly ... Played in each of the next three games (at Army, vs. Washington State and at Michigan), but did not record a stat ... Had two stops against TCU ... Logged defensive snaps at Air Force ... Had three tackles vs. Wyoming ... Made one stop vs. New Mexico ... Had a PBU at Colorado State ... Recorded a career-high five tackles, including a tackle for a loss, vs. Boise State ... Made three stops and blocked a punt at UNLV ... Had four tackles against Fresno State ... Made three stops with 0.5 TFL in the New Orleans Bowl.

2010: Did not play, utilizing his redshirt season.

2009: Competed in seven outings, primarily on special teams ... First collegiate contest against New Mexico State, ending up with one tackle ... Also had one stop vs. BYU and UNLV ... Two tackles vs. New Mexico and Wyoming ... Season-high three stops on defense against No. 6/4 TCU.

High School: A 2008 all-Metro football second-team defense selection at Inderkum High School ... An honorable mention all-San Joaquin selection at defensive back by the Sacramento Chapter of the National Football Foundation ... Had 63 tackles, two interceptions and 12 deflections as a senior ... Also amassed 52 tackles, nine pass deflections, four blocked punts, three interceptions and a fumble recovery in 2007 ... Attended the National Underclassmen Combine and was named wide receiver MVP ... Also a member of the track and field team.

Personal: Born April 7, 1991, in Sacramento, Calif. ... Son of Nancy and Eric Pinkins, Sr. ... Majoring in communications.

PINKINS' CAREER STATISTICS

Year	GP/GS	UA-AT-TT	TFL-Yds.	Sks.	INT	PBU	FF-FR
2009	7/0	10-0-10	0-0	0-0	0-0	0	0-0
2011	13/1	16-6-22	1.5-5	0-0	0-0	1	0-0
2012	12/10	43-19-62	7.0-27	20-16	2-45	2	0-1
Total	32/11	69-25-94	8.5-32	20-16	2-45	3	0-1

Career Highs: Tackles: 8 at Boise State (11/3/12), at Fresno State (9/29/12); TFL: 1.0, 7 times; Sacks: 1 vs. UNLV (10/27/12), vs. Colorado State (10/13/12); INT: 1 at Fresno State (9/29/12), vs. Army (9/8/12); PBU: 1 vs. UNLV (10/27/12), at Nevada (10/20/12), at Colorado State (11/12/11); FR: 1 vs. Hawaii (10/6/12); Defensive TDs: 1 at Fresno State (9/29/12).

2012 Highs: Tackles: 8 at Boise State (11/3/12), at Fresno State (9/29/12); TFL: 1.0, 5 times; Sacks: 1 vs. UNLV (10/27/12), vs. Colorado State (10/13/12); INT: 1 at Fresno State (9/29/12), vs. Army (9/8/12); PBU: 1 vs. UNLV (10/27/12), at Nevada (10/20/12); FR: 1 vs. Hawaii (10/6/12); Defensive TDs: 1 at Fresno State (9/29/12).

PINKINS' CAREER GAME-BY-GAME

Opp.	UA-AT-TT	TFL-Yds.	Sks.	INT	PBU	FF-FR
at UCLA (9/5/09)			DNP			
SUU (9/12/09)			DNP			
at Idaho (9/19/09)			DNP			
at AFA (9/26/09)			DNP			
NMSU (10/3/09)	1-0-1	0-0	0-0	0-0	0	0-0
BYU (10/14/09)	1-0-1	0-0	0-0	0-0	0	0-0
at CSU (10/24/09)	0-0-0	0-0	0-0	0-0	0	0-0
UNM (10/31/09)	2-0-2	0-0	0-0	0-0	0	0-0
TCU (11/7/09)	3-0-3	0-0	0-0	0-0	0	0-0
WYO (11/14/09)	2-0-2	0-0	0-0	0-0	0	0-0
at Utah (11/21/09)			DNP			
at UNLV (11/28/09)	1-0-1	0-0	0-0	0-0	0	0-0
CAL POLY (9/3/11)	0-1-1	0-0	0-0	0-0	0	0-0
at Army (9/10/11)	0-0-0	0-0	0-0	0-0	0	0-0
WSU (9/17/11)	0-0-0	0-0	0-0	0-0	0	0-0
at Mich. (9/24/11)	0-0-0	0-0	0-0	0-0	0	0-0
TCU (10/8/11)	1-1-2	0-0	0-0	0-0	0	0-0
at AFA (10/13/11)	0-0-0	0-0	0-0	0-0	0	0-0

Year	GP/GS	No.	Yds.	Avg.	TD	Lg
WYO (10/29/11)	1-2-3	0-0	0-0	0-0	0	0-0
UNM (11/5/11)	1-0-1	0-0	0-0	0-0	0	0-0
at CSU (11/12/11)	0-0-0	0-0	0-0	0-0	1	0-0
BSU (11/19/11)	5-0-5	1-0-4	0-0	0-0	0	0-0
at UNLV (11/26/11)*	3-0-3	0-0	0-0	0-0	0	0-0
FS (12/3/11)	4-0-4	0-0	0-0	0-0	0	0-0
vs. ULL (12/17/11)	1-2-3	0.5-1	0-0	0-0	0	0-0
at UW (9/1/12)*	2-1-3	0-0	0-0	0-0	0	0-0
ARMY (9/8/12)*	2-2-4	0.5-1	0-0	1-13	0	0-0
UND (9/15/12)	4-1-5	0-0	0-0	0-0	0	0-0
SJSU (9/22/12)*	5-1-6	1-0-4	0-0	0-0	0	0-0
at FS (9/29/12)*	5-3-8	1-0-3	0-0	1-32	0	0-0
UH (10/6/12)	2-1-3	1-0-1	0-0	0-0	0	0-1
CSU (10/13/12)	5-2-7	1-0-8	1-0-8	0-0	0	0-0
at NV (10/20/12)*	6-3-9	1-0-2	0-0	0-0	1	0-0
UNLV (10/27/12)*	3-0-3	1-0-8	1-0-8	0-0	1	0-0
at BSU (11/3/12)*	4-4-8	0.5-1	0-0	0-0	0	0-0
AFA (11/10/12)*	1-0-1	0-0	0-0	0-0	0	0-0
at WYO (11/24/12)*	4-1-5	0-0	0-0	0-0	0	0-0

* = Game started



#22 CHASE PRICE

Running Back
Freshman | RS | 5-8 | 200
Diamond Bar, Calif. (Diamond Ranch HS)

An elusive runner with a good blend of speed and power, who plays bigger than his 5-8 height ... Has moved up to No. 2 on the depth chart heading into the Poinsettia Bowl game after Walter Kazee had a season-ending injury in the regular-season finale at Wyoming.

2012: Played in all 12 games this year after redshirting the 2011 season ... Has 106 rushing yards on 24 carries and one touchdown ... Played in the opener at Washington in his first career game, but did not record a stat ... Logged playing time against Army, carrying eight times for 43 yards (5.4 avg.) ... Saw action vs. North Dakota, San Jose State and at Fresno State, but did not record a stat ... Rushed for 22 yards on a career-high nine carries vs. Hawai'i and scored his first-ever touchdown ... Played on special teams vs. Colorado State, at Nevada, UNLV, at Boise State and vs. Air Force ... Had 41 rushing yards on seven carries at Wyoming, including a career-long 19-yarder.

2011: Utilized his redshirt season.

High School: A two-star recruit by *Rivals.com* ... Received a *Scouts, Inc.* grade of 72 on *ESPN.com* ... A four-year letterman for the Panthers ... A first-team all-Miramonte League selection and first-team all-Valley pick as a senior ... Rushed for over 2,000 yards and 18 touchdowns during his Diamond Ranch High School career ... Ran for 215 yards and three touchdowns against league rival Diamond Bar, winning *ESPN.com* L.A. South athlete-of-the-week honors ... Compiled 388 total yards and scored four touchdowns in a 35-28 double-overtime win against Walnut ... Price's AAU basketball team took third at nationals in Orlando, Fla. ... A scholar-athlete who also played baseball at Diamond Ranch.

Personal: Born June 24, 1993, in La Habra, Calif. ... Son of Theresa Price ... Comes from an athlete-rich family as his uncle, Lenny Randle, played professional baseball, his cousin, Tyus Edney, was a former UCLA basketball standout and his cousin, Daryl Smith, plays professional football ... Describes San Diego State as his dream school ... Also recruited by Oregon, Utah, Idaho, Cal Poly and Columbia ... Planning on majoring in kinesiology.

PRICE'S CAREER RUSHING STATISTICS

Year	GP/GS	No.	Yds.	Avg.	TD	Lg
2012	12/0	24	106	4.4	1	19

Career/2012 Highs: Carries: 9 vs. Hawai'i (10/6/12); Rushing Yards: 43 vs. Army (9/8/12); Rushing TDs: 1 vs. Hawai'i (10/6/12); Long Rush: 19 at Wyoming (11/24/12).

PRICE'S CAREER GAME-BY-GAME

Year	Rushing				Receiving			
	Att.	Yds.	TD	Avg.	No.	Yds.	TD	Avg.
at UW (9/1/12)	0	0	0	0.0	0	0	0	0.0
Army (9/8/12)	8	43	0	5.4	0	0	0	0.0
UND (9/15/12)	0	0	0	0.0	0	0	0	0.0
SJSU (9/22/12)	0	0	0	0.0	0	0	0	0.0
at FS (9/29/12)	0	0	0	0.0	0	0	0	0.0
UH (10/6/12)	9	22	1	2.4	0	0	0	0.0
CSU (10/13/12)	0	0	0	0.0	0	0	0	0.0
at NV (10/20/12)	0	0	0	0.0	0	0	0	0.0
UNLV (10/27/12)	0	0	0	0.0	0	0	0	0.0
at BSU (11/3/12)	0	0	0	0.0	0	0	0	0.0
AFA (11/10/12)	0	0	0	0.0	0	0	0	0.0
at WYO (11/24/12)	7	41	0	5.9	0	0	0	0.0



#78 BRYCE QUIGLEY

Offensive Line
Junior | 2L | 6-5 | 295
Apple Valley, Calif. (Granite Hills HS)

Made the move from tight end to offensive line in the spring, gaining 35 pounds in the process ... The coaching staff has been happy with his quick adjustment to the offensive line ... Has played in 36 straight games, starting 24 times, including all 12 this year at left tackle ... Caught 14 passes for 130 yards and a touchdown in his first two seasons as a tight end.

2012: Was named a second-team all-Mountain West pick in his first season ever as an offensive lineman ... Earned the start at left tackle in the opener at Washington and again vs. Army, vs. North Dakota, vs. San Jose State, at Fresno State, vs. Hawai'i, against Colorado State, at Nevada, vs. UNLV, at Boise State, vs. Air Force and at Wyoming.

2011: Started 10 times and played in all 13 games ... Had nine catches for 64 yards ... Had one catch for 10 yards in a starting role against Cal Poly ... Came off the bench at Army, logging just a kickoff return for 3 yards ... Career high with four receptions for 32 yards in the win over Washington State ... Started but did not record a catch at Michigan, vs. TCU and at Air Force ... Had two catches for 8 yards vs. Wyoming ... Started again vs. New Mexico and at Colorado State, but did not record a stat ... Started against Air Force and had a 12-yard catch ... Earned the start at UNLV ... Caught a 2-yard pass vs. Fresno State ... Started again vs. Louisiana-Lafayette in the New Orleans Bowl, but did not record a stat.

2010: Only freshman in the 2010 signing class to log a start ... Played in 11 contests overall, starting twice ... Had five catches for 66 yards and a score ... Made his collegiate debut at No. 25 Missouri ... First reception came against Utah State and it went for a 28-yard touchdown on fourth down ... Also had another 5-yard grab in the win over the Aggies ... Logged one catch at BYU (19 yards) and at New Mexico (13 yards) ... Had a 1-yard reception vs. UNLV ... Participated in the Poinsettia Bowl, but did not record a catch.

High School: A three-star recruit by *Rivals.com* at Granite Hills High ... Tabbed an all-Desert Sky League selection in 2008 and 2009 ... Named to the all-CIF Eastern Division team ... Participated in the Inland Empire All-Star Classic following his senior season ... Led the team in catches (40), yards (681 - 17.3 avg.) and touchdowns (5) as a junior ... Set seven school records at tight end ... Has experience playing defensive end ... Also competed in golf and basketball while at Granite Hills.

Personal: Born June 26, 1992, in Apple Valley, Calif. ... Son of Melinda and John Quigley ... Majoring in civil engineering.

QUIGLEY'S CAREER STATISTICS

Year	GP/GS
2010	11/2^
2011	13/10^
2012	12/12
Total	36/24

^ Starts were at tight end

Career Highs: Receptions: 4 vs. Washington State (9/17/11); Receiving Yards: 33 vs. Utah State (9/25/10); Receiving TDs: 1 vs. Utah State (9/25/10); Long Reception: 28 vs. Utah State (9/25/10).



#44 ADAM ROBERTS

Tight End
Sophomore | 1L | 6-2 | 220
El Paso, Texas (Coronado HS)

A great blocker who saw action as a true freshman a year ago ... Moved from tight end to fullback for 2011, but returned to tight end this year ... Is a scholar-athlete.

2012: Has played in all 12 games this season, including starts in eight contests ... Is also listed as the back-up fullback on the depth chart ... Has two catches for 19 yards and a touchdown ... Played in the opener at Washington, but did not record a stat ... Earned his first career start in the home opener against Army ... Caught a 13-yard pass vs. North Dakota, his first reception of the season and second of his career ... Started again vs. San Jose State, at Fresno State, against Hawai'i and Colorado State, but did not record a stat ... Caught the game-winning 2-point conversion in overtime of SDSU's come-from-behind 39-38 victory at Nevada ... Started again vs. UNLV without a stat ... Logged time at Boise State, but did not make a stat ... Made the start vs. Air Force without recording a stat ... Started at Wyoming and had a 6-yard touchdown catch, the first of his career.

2011: Played in 10 games as a true freshman, only missing games vs. Fresno State and Wyoming ... Carried once for 3 yards and had one catch for no gain ... Also had three special teams tackles ... Spent most of the time on special teams ... Logged playing time in the opener vs. Cal Poly, playing on special teams ... Also played at Army without recording a stat ... Had a special teams tackle vs. Washington State ... Played vs. TCU and at Air Force without recording a stat ... Carried once for 3 yards against New Mexico ... Registered time on special teams without recording a stat at Colorado State ... Had solo special teams tackles in back-to-back games vs. Boise State and at UNLV ... His first career reception came in the New Orleans Bowl.

High School: A two-star signee by *Rivals.com* at Coronado High in El Paso, Texas ... Received a *Scouts, Inc.* grade of 71 and was listed as the No. 72 tight end recruit ... Earned first-team all-district and all-city honors in each of his final two years (2009-10) ... Caught 23 passes for 457 yards and four touchdowns in 2010 ... Also rushed 14 times for 66 yards and a score ... As a junior, had 18 receptions for 291 yards and four TDs.

Personal: Born Sept. 28, 1992, in El Paso, Texas ... Son of Gina and Craig Roberts ... Picked SDSU over New Mexico, UTEP, New Mexico State and Texas State ... Plans to major in physics.

ROBERTS' CAREER RECEIVING STATISTICS

Year	GP/GS	No.	Yds.	Avg.	TD	Lg
2011	10/0	1	0	0.0	0	0
2012	12/8	2	19	9.5	1	13
Total	22/8	3	19	6.3	1	13

Career Highs: Carries: 1 vs. New Mexico (11/5/11); Rushing Yards: 3 vs. New Mexico (11/5/11); Long Rush: 3 vs. New Mexico (11/5/11); Receptions: 1 at Wyoming (11/24/12), vs. North Dakota (9/15/12), vs. Louisiana-Lafayette (12/17/11); Receiving Yards: 13 vs. North Dakota (9/15/12); Receiving TDs: 1 at Wyoming (11/24/12); Long Reception: 13 vs. North Dakota (9/15/12).

2012 Highs: Receptions: 1 at Wyoming (11/24/12), vs. North Dakota (9/15/12); Receiving Yards: 13 vs. North Dakota (9/15/12); Receiving TDs: 1 at Wyoming (11/24/12); Long Reception: 13 vs. North Dakota (9/15/12).

ROBERTS' CAREER GAME-BY-GAME

Year	Rushing				Receiving			
	Att.	Yds.	TD	Avg.	No.	Yds.	TD	Avg.
CAL POLY (9/3/11)	0	0	0	0.0	0	0	0	0.0
at Army (9/10/11)	0	0	0	0.0	0	0	0	0.0
WSU (9/17/11)	0	0	0	0.0	0	0	0	0.0
at Mich. (9/24/11)				DNP				
TCU (10/8/11)	0	0	0	0.0	0	0	0	0.0
at AFA (10/13/11)	0	0	0	0.0	0	0	0	0.0
WYO (10/29/11)				DNP				
UNM (11/5/11)	1	3	0	3.0	0	0	0	0.0
at CSU (11/12/11)	0	0	0	0.0	0	0	0	0.0
BSU (11/19/11)	0	0	0	0.0	0	0	0	0.0
at UNLV (11/26/11)	0	0	0	0.0	0	0	0	0.0
FS (12/3/11)				DNP				
vs. ULL (12/17/11)	0	0	0	0.0	1	0	0	0.0
at UW (9/1/12)	0	0	0	0.0	0	0	0	0.0
ARMY (9/8/12)*	0	0	0	0.0	0	0	0	0.0
UND (9/15/12)	0	0	0	0.0	1	13	0	13.0
SJSU (9/22/12)*	0	0	0	0.0	0	0	0	0.0
at FS (9/29/12)*	0	0	0	0.0	0	0	0	0.0
UH (10/6/12)*	0	0	0	0.0	0	0	0	0.0
CSU (10/13/12)*	0	0	0	0.0	0	0	0	0.0
at NV (10/20/12)	0	0	0	0.0	0	0	0	0.0
UNLV (10/27/12)*	0	0	0	0.0	0	0	0	0.0
at BSU (11/3/12)	0	0	0	0.0	0	0	0	0.0
AFA (11/10/12)*	0	0	0	0.0	0	0	0	0.0
at WYO (11/24/12)*	0	0	0	0.0	1	6	1	6.0

* = Game started



#3 EZELL RUFFIN

Wide Receiver

Sophomore | SQ | 6-1 | 205

Long Beach, Calif. (Woodrow Wilson HS)

Highly-touted recruit who is very athletic ...

Excellent combination of speed and hands ... Had a solid first season after not playing his first two years (redshirt in 2010 and did not play in 2011).

2012: Has 16 receptions for 292 yards (18.2 average per catch) ... Has played in 11 of the team's 12 games ... Earned his first career start and played in his first career game in the team's opener at Washington ... Didn't make a catch, but did have a 9-yard rush ... Had a breakout game against Army with five receptions for 132 yards ... All five catches were for a first down ... He became the 80th player in program history to record a 100-yard game ... Started again vs. North Dakota and had a 2-yard rush ... Caught an 11-yard pass off the bench vs. San Jose State ... Had two catches for 40 yards, including a 37-yarder, at Fresno State despite playing with a broken hand ... Had team highs of four receptions and 43 yards against Hawai'i ... Added a 10-yard rush ... Did not play vs. Colorado State ... Returned to action at Nevada and had a 30-yard catch late in the fourth quarter that led to Chance Marden's game-tying field goal ... Played vs. UNLV and at Boise State without a stat ... Grabbed three balls for 36 yards vs. Air Force ... Played at Wyoming, but did not record a catch.

2011: Did not play in his second season at SDSU.

2010: Initially moved to running back during preseason camp, but moved back to wideout before the season got underway ... Ultimately ended up using his redshirt campaign.

High School: Competed on both offense and defense during his time at Wilson High, lettering four times ... Caught 21 passes for 301 yards and four TDs, while gaining 758 yards on the ground and scoring 12 times on 104 rushes ... Also threw a 49-yard touchdown pass ... In the return game, he averaged 21.5 yards with a long of 65 yards on kickoffs and 18.1 yards with a long of 55 on punts ... On defense, he had 30 tackles, three pass deflections, two interceptions, two forced fumbles and one fumble recovery ... Started at Wilson as a sophomore ... Was an all-league pick and co-offensive MVP for his team as a senior ... Also competed in track.

Personal: Born March 17, 1992, in Hollywood, Calif. ... Son

of John and Carol Ruffin ... Chose San Diego State over the likes of Nebraska, Arizona State, Notre Dame, Purdue, Tennessee, UCLA, Washington, New Mexico, New Mexico State, Utah State and UNLV ... Interested in majoring in sociology.

RUFFIN'S CAREER RECEIVING STATISTICS

Year	GP/GS	No.	Yds.	Avg.	TD	Lg
2012	11/3	16	292	18.2	0	57

CAREER RUSHING STATISTICS

Year	No.	Yds.	Avg.	TD	Lg
2012	4	21	5.3	0	10

Career/2012 Highs: Receptions: 5 vs. Army (9/8/12); Receiving Yards: 132 vs. Army (9/8/12); Long Reception: 57 vs. Army (9/8/12); Carries: 1, 4 times; Rushing Yards: 9 at Washington (9/1/12); Long Rush: 10 vs. Hawai'i (10/6/12).

RUFFIN'S CAREER GAME-BY-GAME

Year	Rushing				Receiving			
	Att.	Yds.	TD	Avg.	No.	Yds.	TD	Avg.
at UW (9/1/12)*	1	9	0	9.0	0	0	0	0.0
ARMY (9/8/12)*	0	0	0	0.0	5	132	0	26.4
UND (9/15/12)*	1	2	0	2.0	0	0	0	0.0
SJSU (9/22/12)	0	0	0	0.0	1	11	0	11.0
at FS (9/29/12)	0	0	0	0.0	2	40	0	20.0
UH (10/6/12)	1	10	0	10.0	4	43	0	10.8
CSU (10/13/12)				DNP				
at NV (10/20/12)	1	0	0	0.0	1	30	0	30.0
UNLV (10/27/12)	0	0	0	0.0	0	0	0	0.0
at BSU (11/3/12)	0	0	0	0.0	0	0	0	0.0
AFA (11/10/12)	0	0	0	0.0	3	36	0	12.0
at WYO (11/24/12)	0	0	0	0.0	0	0	0	0.0

* = Game started



#99 JON SANCHEZ

Defensive Line

Freshman | RS | 6-2 | 265

Murrieta, Calif. (Vista Murrieta HS)

Has seen a lot of playing time in the trenches this season after redshirting the 2011 campaign ... A physical player.

2012: Has played in all 12 games this season in a reserve role ... Has 19 tackles, including 2.0 TFL and a PBU ... Logged his first snaps off the bench at Washington and had one tackle ... Added another tackle at home vs. Army ... Recorded a tackle vs. North Dakota ... Had two stops against San Jose State ... Added a tackle at Fresno State ... Recorded a career-high four tackles (all solo), including his first-ever TFL vs. Hawai'i ... Had another tackle vs. Colorado State and another one at Nevada ... Made a solo stop vs. UNLV ... Had three tackles and a 0.5 TFL at Boise State ... Made one tackle (solo) vs. Air Force ... Had two tackles, including 0.5 tackles for loss, and his first-ever PBU.

2011: Redshirted his first year at SDSU.

High School: A three-star recruit by *Rivals.com* ... Earned a *Scouts, Inc.* grade of 76 ... A three-star recruit and the 129th overall defensive end prospect by *ESPN.com* ... Made 79 tackles, including 53 solo efforts, and recorded eight sacks in 2010 ... Helped Vista Murrieta to a Southwestern League title and a second-place Southern Section Inland Division finish ... First-team all-Southwestern League and all-Valley recipient ... All-Inland Empire team and all-CIF honoree ... Team captain in 2010 ... Made 83 tackles and five sacks as a junior, including 58 solo tackles ... Second-team all-Southwestern League that year ... Team was CIF runner-ups both years he played.

Personal: Born March 10, 1993, in Long Beach, Calif. ... Son of Priscilla and Genero Sanchez ... Received offers from Arizona and Colorado State and was recruited by Boise State ... Plans on majoring in kinesiology with a minor in sports business management.

SANCHEZ' CAREER STATISTICS

Year	G/GS	UA-AT-TT	TFL-Yds.	Sks.	INT	PBU	FF-FR
2012	12/0	10-9-19	2-0-2	0-0	0-0	1	0-0

Career/2012 Highs: Tackles: 4 vs. Hawai'i (10/6/12); TFL: 1.0 vs. Hawai'i (10/6/12); PBU: 1 at Wyoming (11/24/12).

SANCHEZ' GAME-BY-GAME

Opp.	UA-AT-TT	TFL-Yds.	Sks.	INT	PBU	FF-FR
at UW (9/1/12)	0-1-1	0-0	0-0	0-0	0	0-0
ARMY (9/8/12)	0-1-1	0-0	0-0	0-0	0	0-0
UND (9/15/12)	0-1-1	0-0	0-0	0-0	0	0-0
SJSU (9/22/12)	2-0-2	0-0	0-0	0-0	0	0-0
at FS (9/29/12)	1-0-1	0-0	0-0	0-0	0	0-0
UH (10/6/12)	4-0-4	1-0-1	0-0	0-0	0	0-0
CSU (10/13/12)	0-1-1	0-0	0-0	0-0	0	0-0
at NV (10/20/12)	1-0-1	0-0	0-0	0-0	0	0-0
UNLV (10/27/12)	1-0-1	0-0	0-0	0-0	0	0-0
at BSU (11/3/12)	0-3-3	0-5-0	0-0	0-0	0	0-0
AFA (11/10/12)	1-0-1	0-0	0-0	0-0	0	0-0
at WYO (11/24/12)	0-2-2	0-0	0-0	0-0	1	0-0



#18 DOMINIQUE SANDIFER

Wide Receiver

Senior | 2L | 6-0 | 195

Gardena, Calif. (Beverly Hills HS)

Battled back from an injury that sidelined him the entire 2011 season ... Is one of the team's three captains ... A fleet-footed athlete, who also has seen time in the return game.

2012: Earned one of the team's three Dr. R. Hardy/C.E. Peterson 2012 Captain's Awards ... Logged time in the first nine games with five starts before missing the next two with a slight ankle injury ... Returned to play at Wyoming ... Is fourth on the team with 18 catches, while adding 204 yards and a touchdown ... Caught a 28-yard pass in the season opener at Washington ... Had a 6-yard reception vs. Army ... Earned the start against North Dakota, his first since 2010, but did not record a stat ... Had another start against San Jose State and made the best of it with a season-high three receptions for 21 yards ... Made one catch for 10 yards at Fresno State ... Started again vs. Hawai'i and made two catches for 24 yards ... Had team highs of four receptions (tied) and 49 receiving yards vs. Colorado State ... Started at Nevada and had team highs of five catches (tied) and 60 receiving yards, including a 19-yard touchdown reception in the fourth quarter ... Had a 6-yard catch off the bench vs. UNLV ... Did not play at Boise State or against Air Force because of an ankle injury ... Came back in the Wyoming game, but did not record a stat.

2011: Missed the entire season with an injury.

2010: Played in every game, starting six times overall ... Fifth on the squad in receptions with 23 ... One of three starting wideouts for the Aztecs against Nicholls, making a pair of catches for 40 yards, including a long of 29 yards ... Starter at New Mexico State, logging two receptions ... Came off the bench at No. 25 Missouri, coming down with two catches and also fielded his first career punt return ... Two more punt returns and a reception for 6 yards in the win over Utah State ... Made three receptions for 25 yards, including an impressive one falling out of bounds, at BYU ... Had two catches for 19 yards vs. Colorado State ... Had his streak of consecutive games with a catch snapped at four at TCU ... Had a career-high 81 receiving yards and a season-high six catches against Utah ... Made a 20-yard grab vs. UNLV ... Started in the Poinsettia Bowl, making one catch for 10 yards.

2009: Played in the last 10 games of the season, starting four of the final five outings ... Fourth on the team in receptions (26) and receiving yards (298) ... Made SDSU debut against Idaho, but did not have a reception ... First career catch at Air Force for 6 yards ... Had a pair of receptions against New Mexico State ... Three catches, including his first career TD (33-yarder), at Colorado State ... First career start in the win over New Mexico, making five grabs for a

then career-high 70 yards, highlighted by a 30-yard catch ... Set career bests with seven receptions and 74 yards at Utah, including a 17-yard TD grab ... Finished out the year with four grabs for 52 yards with a long of 25 at UNLV.

2008: Did not see action in his first year on campus, redshirting the season.

High School: Was the leading receiver at Beverly Hills High School his final two seasons, catching 54 passes for 877 yards and three scores in 2007, and recording 52 receptions for 814 yards and six touchdowns in 2006 ... All-CIF pick, who also played on the defensive side of the ball for Normans' head coach Carter Paysinger ... Won the 110 and 300 meter hurdles at the Ocean League championships as a member of the track team.

Personal: Born Oct. 6, 1989, in Joliet, Ill. ... Son of Cynthia Smith and Raymond Sandifer ... Major is child and family development.

SANDIFER'S CAREER STATISTICS

Year	GP/GS	No.	Yds.	Avg.	TD	Lg.
2009	10/4	26	298	11.5	2	33
2010	13/6	23	263	11.4	0	29
2012	10/5	18	204	11.3	1	28
Total	33/15	67	765	11.4	3	33

Career Highs: Receptions: 7 at Utah (11/21/09); Receiving Yards: 81 vs. Utah (11/20/10); Receiving TDs: 1 at Nevada (10/20/12), at Utah (11/21/09), at Colorado State (10/24/09); Long Reception: 33 at Colorado State (10/24/09).

2012 Highs: Receptions: 5 at Nevada (10/20/12); Receiving Yards: 60 at Nevada (10/20/12); Receiving TDs: 1 at Nevada (10/20/12); Long Reception: 28 at Washington (9/1/12).

SANDIFER'S CAREER GAME-BY-GAME

Year	Rushing				Receiving			
	Att.	Yds.	TD	Avg.	No.	Yds.	TD	Avg.
at UCLA (9/5/09)				DNP				
SUU (9/12/09)				DNP				
at Idaho (9/19/09)	0	0	0	0.0	0	0	0	0.0
at AFA (9/26/09)	0	0	0	0.0	1	6	0	6.0
NMSU (10/3/09)	0	0	0	0.0	2	21	0	10.5
BYU (10/17/09)	0	0	0	0.0	0	0	0	0.0
at CSU (10/24/09)	0	0	0	0.0	3	48	1	16.0
UNM (10/31/09)*	0	0	0	0.0	5	70	0	14.0
TCU (11/7/09)*	0	0	0	0.0	0	0	0	0.0
WYO (11/14/09)*	0	0	0	0.0	4	27	0	6.8
at Utah (11/21/09)*	0	0	0	0.0	7	74	1	10.6
at UNLV (11/28/09)	0	0	0	0.0	4	52	0	13.0
NICH (9/4/10)*	0	0	0	0.0	2	40	0	20.0
at NMSU (9/11/10)*	0	0	0	0.0	2	9	0	4.5
at Missouri (9/18/10)	0	0	0	0.0	2	9	0	4.5
USU (9/25/10)	0	0	0	0.0	1	6	0	6.0
at BYU (10/9/10)	0	0	0	0.0	3	25	0	8.3
AFA (10/16/10)	0	0	0	0.0	1	22	0	22.0
at UNM (10/23/10)*	0	0	0	0.0	1	13	0	13.0
at WYO (10/30/10)	0	0	0	0.0	1	9	0	9.0
CSU (11/6/10)*	0	0	0	0.0	2	19	0	9.5
at TCU (11/13/10)*	0	0	0	0.0	0	0	0	0.0
UTAH (11/20/10)*	0	0	0	0.0	6	81	0	13.5
UNLV (11/27/10)	0	0	0	0.0	1	20	0	20.0
NAVY (12/23/10)*	1	14	0	14.0	1	10	0	10.0
at UW (9/1/12)	1	0	0	0.0	1	28	0	28.0
ARMY (9/8/12)	0	0	0	0.0	1	6	0	6.0
UND (9/15/12)*	0	0	0	0.0	0	0	0	0.0
SJSU (9/22/12)*	0	0	0	0.0	3	21	0	7.0
at FS (9/29/12)	0	0	0	0.0	1	10	0	10.0
UH (10/6/12)*	0	0	0	0.0	2	24	0	12.0
CSU (10/13/12)*	0	0	0	0.0	4	49	0	12.3
at NV (10/20/12)*	0	0	0	0.0	5	60	1	12.0
UNLV (10/27/12)	2	6	0	3.0	1	6	0	6.0
at BSU (11/3/12)								DNP-INJ
AFA (11/10/12)								DNP-INJ
at WYO (11/24/12)	0	0	0	0.0	0	0	0	0.0

* = Game started



#85 D.J. SHIELDS

Tight End
Senior | 3L | 6-4 | 240
Bonita, Calif. (Bonita Vista HS)

A solid target at tight end, who played every game his first two years before missing time last year with a broken foot ... Has lined up at tight end and as a fullback, and played special teams at SDSU ... A local product, he boasts the team's highest cumulative GPA and was a conference all-academic and MW scholar-athlete honoree the last three seasons ... A multi-time SDSU scholar-athlete, he posted a 4.0 semester grade-point average to earn the department's Malik Award for the past two years.

2012: Picked up a team award at the year-end banquet, the President's Award for High Academic Achievement ... Owns a 3.87 GPA in civil engineering, the highest GPA on the team ... Has played in all 12 games this year with four starts ... Has six receptions for 56 yards and a touchdown ... Saw playing time in a reserve role at Washington ... Also came off the bench against Army ... Earned the start vs. North Dakota, but did not record a stat ... Came off the bench against San Jose State ... Made another start at Fresno State and had a big game with three catches (tied a career high, which was set as a freshman at UNLV (Nov. 28, 2009)), including a 5-yard touchdown ... It was his second career touchdown catch and first since Oct. 30, 2010 at Wyoming ... His three receptions were his first since making one in the 2010 Wyoming game ... Had an 18-yard catch vs. Hawai'i ... Played, but did not record a stat in consecutive games vs. Colorado State, at Nevada and vs. UNLV ... Started at Boise State and again vs. Air Force without making a catch ... Came off the bench at Wyoming and had two catches for 20 yards.

2011: Missed five games due to a broken foot ... Played in the opener Cal Poly, but did not make a catch ... Logged minutes on offense and special teams at Army and vs. Washington State, Michigan and TCU ... Caught an Air Force onside attempt, his third against the Falcons in two seasons ... Missed games against Wyoming, New Mexico, Colorado State, Boise State and Fresno State with a broken foot ... Returned to action in the New Orleans Bowl against Louisiana-Lafayette.

2010: Played in all 13 contests, starting one time ... Made two critical plays on onside kick recoveries to preserve the team's win over Air Force ... Only two catches of the season at Wyoming, including his first career touchdown for 14 yards.

2009: Saw action in all 12 games, earning a start vs. Colorado State ... Made 11 catches for 109 yards, with eight of those receptions coming in the final five outings ... Reserve in the first three games, but did not have a catch ... Made his first career reception at Air Force for 3 yards ... Two catches vs. Brigham Young ... One reception for 9 yards against New Mexico ... Career-best 43 yards receiving on two grabs vs. Wyoming with a long of 28 yards ... Season-high three receptions for 40 yards at UNLV.

2008: Did not see any playing time, redshirting the year.

High School: Played at Bonita Vista High School under head coach Carl Parrick ... Rated 68th nationally among tight end recruits by Scouts, Inc. ... Mesa League's Offensive Player of the Year in 2007 and also earned first-team all-CIF recognition ... Hauled in 44 passes for 532 yards and seven touchdowns his final season ... 2007 third-team all-Southern California by GoldenStatePreps.com ... Played baseball and basketball for the Barons ... First-team all-league for basketball as a junior ... A standout student with over a 4.0 GPA ... San Diego Union-Tribune all-academic team captain, who scored 1,820 on the SAT.

Personal: Born March 4, 1990, in La Jolla, Calif. ... Son of Dave and Darcie Shields ... Full name is David John Shields ... Is a civil engineering major.

SHIELDS' CAREER STATISTICS

Year	GP/GS	No.	Yds.	Avg.	TD	Lg.
2009	12/1	11	109	9.9	0	28
2010	13/1	2	29	14.5	1	15
2011	7/0	0	0	0.0	0	0
2012	12/4	6	56	9.3	1	18
Total	44/6	19	194	10.2	2	28

Career Highs: Receptions: 3 at Fresno State (9/29/12), at UNLV (11/28/09); Receiving Yards: 43 vs. Wyoming (11/14/09); Receiving TDs: 1 at Fresno State (9/29/12), vs. Wyoming (11/14/09); Longest Reception: 28 vs. Wyoming (11/14/09).

Career Highs: Receptions: 3 at Fresno State (9/29/12); Receiving Yards: 20 at Wyoming (11/24/12); Receiving TDs: 1 at Fresno State (9/29/12); Longest Reception: 18 vs. Hawai'i (10/6/12).

SHIELDS' CAREER GAME-BY-GAME

Opp.	No.	Yds.	Avg.	TD
at UCLA (9/5/09)	0	0	0.0	0
SUU (9/12/09)	0	0	0.0	0
at Idaho (9/19/09)	0	0	0.0	0
at AFA (9/26/09)	1	3	3.0	0
NMSU (10/3/09)	0	0	0.0	0
BYU (10/17/09)	2	5	2.5	0
at CSU (10/24/09)*	0	0	0.0	0
UNM (10/31/09)	1	9	9.0	0
TCU (11/7/09)	2	9	4.5	0
WYO (11/14/09)	2	43	21.5	0
at Utah (11/21/09)	0	0	0.0	0
at UNLV (11/28/09)	3	40	13.3	0
NICH (9/4/10)	0	0	0.0	0
at NMSU (9/11/10)	0	0	0.0	0
at Missouri (9/18/10)	0	0	0.0	0
USU (9/25/10)	0	0	0.0	0
at BYU (10/9/10)*	0	0	0.0	0
AFA (10/16/10)	0	0	0.0	0
at UNM (10/23/10)	0	0	0.0	0
at WYO (10/30/10)	2	29	14.5	1
CSU (11/6/10)	0	0	0.0	0
at TCU (11/13/10)	0	0	0.0	0
UTAH (11/20/10)	0	0	0.0	0
UNLV (11/27/10)	0	0	0.0	0
NAVY (12/23/10)	0	0	0.0	0
CAL POLY (9/3/11)	0	0	0.0	0
at Army (9/10/11)	0	0	0.0	0
WSU (9/17/11)	0	0	0.0	0
at Mich (9/24/11)	0	0	0.0	0
TCU (10/8/11)	0	0	0.0	0
at AFA (10/13/11)	0	0	0.0	0
WYO (10/29/11)				DNP-INJ
UNM (11/5/11)				DNP-INJ
at CSU (11/12/11)				DNP-INJ
BSU (11/19/11)				DNP-INJ
at UNLV (11/26/11)				DNP-INJ
FS (12/3/11)				DNP-INJ
vs. ULL (12/17/11)	0	0	0.0	0
at UW (9/1/12)	0	0	0.0	0
ARMY (9/8/12)	0	0	0.0	0
UND (9/15/12)*	0	0	0.0	0
SJSU (9/22/12)	0	0	0.0	0
at FS (9/29/12)*	3	18	6.0	1
UH (10/6/12)	1	18	18.0	0
CSU (10/13/12)	0	0	0.0	0
at NV (10/20/12)	0	0	0.0	0
UNLV (10/27/12)	0	0	0.0	0
at BSU (11/3/12)*	0	0	0.0	0
AFA (11/10/12)*	0	0	0.0	0
at WYO (11/24/12)	2	20	10.0	0

* = Game started



#39 RENE SILUANO
Defensive Back
 Junior | 2L | 5-10 | 180
 Oceanside, Calif. (Oceanside HS)

Speedy defender who pursues the ball well ... Also has seen time as a punt returner ... Has only missed one game in three years of action ... One of six current Aztec players to graduate from Oceanside High.

2012: Has 31 tackles, 2.0 TFL, a FF and a PBU ... Started the first six games this year before coming off the bench in the last six contests ... Had his first career start at Washington, making seven stops (1.0 TFL) with a forced fumble ... Started again vs. Army and had two tackles ... Had two tackles vs. North Dakota ... Made three stops, including a TFL, and added a PBU against San Jose State ... Had two tackles at Fresno State ... Made two tackles against Hawai'i ... Came off the bench vs. Colorado State and had three tackles ... Had two stops in a reserve role at Nevada ... Had one tackle vs. UNLV ... Made two stops at Boise State and intercepted (does not get credit for the pick in the official stats) a 2-point attempt late in the fourth quarter when the Broncos were down, 21-19 ... Had four tackles vs. Air Force ... Had an assisted tackle at Wyoming.

2011: Played in all 13 games in a reserve role ... Had 36 tackles, including 23 solo stops ... Added an interception, three pass deflections, a forced fumble and a fumble recovery ... Two tackles with his first career stop for a loss in the opener with Cal Poly ... Posted a career-high eight stops, including six solos, in the road win at Army ... Recovered his first career fumble and added three tackles against Washington State ... Reserve at Michigan, assisting on three tackles ... Credited with one tackle in the loss to TCU ... Had five tackles, his first career interception and PBU at Air Force ... One stop vs. Wyoming ... Played against New Mexico, but did not record a stat ... Made two stops at Colorado State ... Forced his first career fumble and had three tackles against Boise State ... Made a tackle at UNLV ... Had four stops vs. Fresno State ... Made three tackles in the New Orleans Bowl.

2010: One of four true freshmen to earn a letter ... Played in 12 of 13 outings, primarily on special teams, but also on defense ... Did not play vs. Utah ... Recorded eight total tackles ... Had one solo effort in his first collegiate game against Nicholls ... Also came up with single stops vs. New Mexico St., Utah St., Wyoming and Navy ... Career high three tackles at BYU.

High School: A three-time all-league pick and two-time all-CIF selection at Oceanside High under head coach John Carroll ... Four-year letterwinner and two-time team captain who was named an all-state honoree after his senior season ... Has experience playing on both sides of the ball ... Helped Oceanside to a league title his final three years ... As a junior on offense, he gained 785 rushing yards and scored 10 touchdowns, while catching 19 balls for 251 yards and two TDs ... Also wrestled and played volleyball and basketball for the Pirates.

Personal: Born May 15, 1992, in Oceanside, Calif. ... Son of Sue Siluano and Cesar Diaz ... Full name is Rene Adam Siluano Garcia ... Major is criminal justice.

SILUANO's CAREER STATISTICS

Year	G/GS	UA-AT-TT	TFL-Yds.	Sks.	INT	PBU	FF-FR
2010	12/0	4-4-8	0-0	0-0	0-0	0	0-0
2011	13/0	23-13-36	1.0-1	0-0	1-17	2	1-1
2012	12/6	17-14-31	2.0-2	0-0	0-0	1	1-0
Total	37/6	44-31-75	3.0-3	0-0	1-17	3	2-1

Career Highs: Tackles: 8 at Army (9/10/11); TFL: 1.0 vs. San Jose State (9/22/12), at Washington (9/1/12), vs. Cal Poly (9/3/11); INT: 1 at Air Force (10/13/11); PBU: 1 vs. San Jose State (9/22/12), at Colorado State (11/12/11), at Air Force (10/13/11); FF: 1 at Washington (9/1/12), vs. Boise State (11/19/11); FR: 1 vs. Washington State (9/17/11).

2012 Highs: Tackles: 7 at Washington (9/1/12); TFL: 1.0 vs. San Jose State (9/22/12), at Washington (9/1/12); PBU:

1 vs. San Jose State (9/22/12); FF: 1 at Washington (9/1/12).

SILUANO's CAREER GAME-BY-GAME

Opp.	UA-AT-TT	TFL-Yds.	Sks.	INT	PBU	FF-FR
NICH (9/4/10)	1-0-1	0-0	0-0	0-0	0	0-0
at NMSU (9/11/10)	0-1-1	0-0	0-0	0-0	0	0-0
at Mizzou (9/18/10)	0-0-0	0-0	0-0	0-0	0	0-0
USU (9/25/10)	1-0-1	0-0	0-0	0-0	0	0-0
at BYU (10/9/10)	1-2-3	0-0	0-0	0-0	0	0-0
AFA (10/16/10)	0-0-0	0-0	0-0	0-0	0	0-0
at UNM (10/23/10)	0-0-0	0-0	0-0	0-0	0	0-0
at WYO (10/30/10)	0-1-1	0-0	0-0	0-0	0	0-0
CSU (11/6/10)	0-0-0	0-0	0-0	0-0	0	0-0
at TCU (11/13/10)	0-0-0	0-0	0-0	0-0	0	0-0
UTAH (11/20/10)			DNP			
UNLV (11/27/10)	0-0-0	0-0	0-0	0-0	0	0-0
NAVY (12/23/10)	1-0-1	0-0	0-0	0-0	0	0-0
CAL POLY (9/3/11)	2-0-2	0-0	0-0	0-0	0	0-0
at Army (9/10/11)	6-2-8	0-0	0-0	0-0	0	0-0
WSU (9/17/11)	2-1-3	0-0	0-0	0-0	0	0-1
at Mich. (9/24/11)	0-3-3	0-0	0-0	0-0	0	0-0
TCU (10/8/11)	0-0-0	0-0	0-0	0-0	0	0-0
at AFA (10/13/11)	2-4-6	0-0	0-0	1-17	1	0-0
WYO (10/29/11)	1-0-1	0-0	0-0	0-0	0	0-0
UNM (11/5/11)	0-0-0	0-0	0-0	0-0	0	0-0
at CSU (11/12/11)	1-1-2	0-0	0-0	0-0	1	0-0
BSU (11/19/11)	3-0-3	0-0	0-0	0-0	0	1-0
at UNLV (11/26/11)	1-0-1	0-0	0-0	0-0	0	0-0
FS (12/3/11)	4-0-4	0-0	0-0	0-0	0	0-0
vs. ULL (12/17/11)	1-2-3	0-0	0-0	0-0	0	0-0
at UW (9/1/12)*	5-2-7	1.0-1	0-0	0-0	0	1-0
Army (9/8/12)*	1-1-2	0-0	0-0	0-0	0	0-0
UND (9/15/12)*	1-1-2	0-0	0-0	0-0	0	0-0
SJSU (9/22/12)*	2-1-3	1.0-1	0-0	0-0	1	0-0
at FS (9/29/12)*	1-1-2	0-0	0-0	0-0	0	0-0
UH (10/6/12)*	1-1-2	0-0	0-0	0-0	0	0-0
CSU (10/13/12)	2-1-3	0-0	0-0	0-0	0	0-0
at NV (10/20/12)	1-1-2	0-0	0-0	0-0	0	0-0
UNLV (10/27/12)	0-1-1	0-0	0-0	0-0	0	0-0
at BSU (11/3/12)	1-1-2	0-0	0-0	0-0	0	0-0
AFA (11/10/12)	2-2-4	0-0	0-0	0-0	0	0-0
at WYO (11/24/12)	0-1-1	0-0	0-0	0-0	0	0-0

* = Game started



#36 NICK TENHAEFF
Linebacker
 Junior | 2L | 6-2 | 225
 Atascadero, Calif. (Atascadero HS)

Moved from middle to outside linebacker in 2011 and has excelled there ever since ... Has played in all 38 games over the past two-plus seasons after not playing as a true freshman in 2009.

2012: Was named an honorable-mention all-Mountain West selection ... Started 11 of the team's 12 contests this season ... Has 45 tackles this year and is second on the team with 11.0 TFL ... Also has added 3.0 sacks and a forced fumble ... Was on the midseason all-Mountain West second team by Phil Steele's ... Earned his first career start in the team's opener at Washington, recording four tackles, including 2.0 for a loss ... Started again vs. Army and had six tackles, including 0.5 TFL ... Had a game-high seven stops, including 1.5 TFL, in the win vs. North Dakota ... Had a solid all-around contest vs. San Jose State with four tackles, 2.0 TFL, 1.0 sack and a forced fumble ... Did not start at Fresno State because of a broken hand, but still had two tackles ... Came back in a starting role vs. Hawai'i and made three stops with a 9-yard sack ... Had two tackles in a start vs. Colorado State ... Made two stops, both behind the line of scrimmage (2.0 TFL) at Nevada ... Had two solo tackles vs. UNLV ... Made seven tackles at Boise State with 2.0 TFL and a 2-yard sack ... Had five stops (four solo) vs. Air Force ... Made one tackle at Wyoming.

2011: Played in all 13 games in a reserve role ... Had 47 tackles with 32 coming in solo stops ... The 47 tackles were the sixth-most on the team, despite not starting a game ...

Added 1.5 tackles for a loss, a forced fumble, a fumble recovery and a blocked kick ... Notched two solo tackles as a reserve vs. Cal Poly ... Four solo efforts in the victory at Army, while also forcing his first career fumble ... Made two tackles against Washington State ... Recovered a fumble and made one stop at Michigan ... Moved over to the backup spot at middle linebacker against TCU, posting a career-best six tackles, including five solo stops ... Had a career-high seven tackles at Air Force ... Made three tackles vs. Wyoming and two vs. New Mexico ... Made six stops at Colorado State, including one behind the line of scrimmage ... Had four tackles vs. Boise State ... Made two stops at UNLV and against Fresno State ... Had six tackles with 0.5 for a loss and blocked a kick against Louisiana-Lafayette at the New Orleans Bowl.

2010: Saw the field in all 13 contests, starting once ... Posted 30 tackles, 3.5 stops for a loss and a pair of sacks ... In his first collegiate game, tied for the team lead with five tackles against Nicholls, including a sack and 1.5 TFLs ... Four tackles at No. 25 Missouri ... Two solos in the win over Utah State ... Three tackles with one for a loss in his first career MWC game at BYU ... Made his first career start vs. Air Force ... First career fumble recovery at New Mexico ... Posted a 15-yard sack on Wyoming's final play of the game ... Had one stop at TCU ... Tied his career high with five tackles against UNLV ... Four tackles vs. Navy.

2009: Redshirted the campaign.

High School: Set Atascadero High's single-season rushing touchdown record with 27 touchdowns and finished his career with 3,533 rushing yards ... Earned *The Tribune* player-of-the-year honors in 2008 ... Named the Pac-7 League MVP his senior season ... An all-CIF Southern Section tailback selection in 2008 ... The 2008 San Luis Obispo County MVP ... A first-team San Luis Obispo County tailback after his senior season ... Finished 2008 third on the team with 60 tackles and a sack ... As a junior, was named the Pac-7 League offensive back of the year and was a first-team offense selection.

Personal: Born March 23, 1991, in San Luis Obispo, Calif. ... Son of Natalie and Randy Tenhaeff ... Is a criminal justice major.

TENHAEFF's CAREER STATISTICS

Year	G/GS	UA-AT-TT	TFL-Yds.	Sks.	INT	PBU	FF-FR
2010	13/0	23-7-30	3.5-25	2.0-19	0-0	0	0-1
2011	13/0	32-15-47	1.5-4	0-0	0-0	0	1-1
2012	12/11	32-13-45	11.0-33	3.0-18	0-0	0	1-0
Total	38/11	87-35-122	16.0-62	5.0-37	0-0	0	2-2

Career Highs: Tackles: 7 at Boise State (11/3/12), vs. North Dakota (9/15/12), at Air Force (10/13/11); TFL: 2.0, four times; Sacks: 1.0, 5 times; FF: 1 vs. San Jose State (9/22/12), at Army (9/10/11); FR: 1 at Michigan (9/24/11), at New Mexico (10/23/10).

2012 Highs: Tackles: 7 at Boise State (11/3/12), vs. North Dakota (9/15/12); TFL: 2.0, four times; Sacks: 1.0 at Boise State (11/3/12), vs. Hawai'i (10/6/12), vs. San Jose State (9/22/12); FF: 1 vs. San Jose State (9/22/12).

TENHAEFF's CAREER GAME-BY-GAME

Opp.	UA-AT-TT	TFL-Yds.	Sks.	INT	PBU	FF-FR
NICH (9/4/10)	4-1-5	1.5-6	1.0-4	0-0	0	0-0
at NMSU (9/11/10)	0-0-0	0-0	0-0	0-0	0	0-0
at Mizzou (9/18/10)	3-1-4	0-0	0-0	0-0	0	0-0
USU (9/25/10)	2-0-2	0-0	0-0	0-0	0	0-0
at BYU (10/9/10)	2-1-3	1.0-4	0-0	0-0	0	0-0
AFA (10/16/10)	1-0-1	0-0	0-0	0-0	0	0-0
at UNM (10/23/10)	1-0-1	0-0	0-0	0-0	0	0-1
at WYO (10/30/10)	1-2-3	1.0-15	1.0-15	0-0	0	0-0
CSU (11/6/10)	1-0-1	0-0	0-0	0-0	0	0-0
at TCU (11/13/10)	1-0-1	0-0	0-0	0-0	0	0-0
UTAH (11/20/10)	0-0-0	0-0	0-0	0-0	0	0-0
UNLV (11/27/10)	4-1-5	0-0	0-0	0-0	0	0-0
NAVY (12/23/10)	3-1-4	0-0	0-0	0-0	0	0-0
CAL POLY (9/3/11)	2-0-2	0-0	0-0	0-0	0	0-0

at Army (9/10/11)	4-0-4	0-0	0-0	0-0	0	1-0
WSU (9/17/11)	2-0-2	0-0	0-0	0-0	0	0-0
at Mich. (9/24/11)	1-0-1	0-0	0-0	0-0	0	0-1
TCU (10/8/11)	5-1-6	0-0	0-0	0-0	0	0-0
at AFA (10/13/11)	5-2-7	0-0	0-0	0-0	0	0-0
WYO (10/29/11)	2-1-3	0-0	0-0	0-0	0	0-0
UNM (11/5/11)	1-1-2	0-0	0-0	0-0	0	0-0
at CSU (11/12/11)	3-3-6	1.0-1	0-0	0-0	0	0-0
BSU (11/19/11)	2-2-4	0-0	0-0	0-0	0	0-0
at UNLV (11/26/11)	2-0-2	0-0	0-0	0-0	0	0-0
FS (12/3/11)	2-0-2	0-0	0-0	0-0	0	0-0
vs. ULL (12/17/11)	1-5-6	0.5-3	0-0	0-0	0	0-0
at UW (9/1/12)*	3-1-4	2.0-3	0-0	0-0	0	0-0
ARMY (9/8/12)*	2-4-6	0.5-1	0-0	0-0	0	0-0
UND (9/15/12)*	5-2-7	1.5-5	0-0	0-0	0	0-0
SJSU (9/22/12)*	4-0-4	2.0-9	1.0-7	0-0	0	1-0
at FS (9/29/12)	2-0-2	0-0	0-0	0-0	0	0-0
UH (10/6/12)*	2-1-3	1.0-9	1.0-9	0-0	0	0-0
CSU (10/13/12)*	1-1-2	0-0	0-0	0-0	0	0-0
at NV (10/20/12)*	2-0-2	2.0-2	0-0	0-0	0	0-0
UNLV (10/27/12)*	2-0-2	0-0	0-0	0-0	0	0-0
at BSU (11/3/12)*	4-3-7	2.0-4	1.0-2	0-0	0	0-0
AFA (11/10/12)*	4-1-5	0-0	0-0	0-0	0	0-0
at WYO (11/24/12)*	1-0-1	0-0	0-0	0-0	0	0-0

* = Game started



#59 JORDAN THOMAS
Defensive Line
 Junior | 2L | 6-1 | 255
 Redlands, Calif. (Redlands HS)

Athletic defensive end who can play either side on the line ... Has played in all 38 games since he arrived on campus ... Has 20 career starts, including all 13 this season ... A scholar-athlete and MW all-academic pick.

2012: This year has 17 tackles, 4.5 TFL, 1.0 sack and a forced fumble ... Started the opener at Washington and had a tackle, which was a 3-yard loss ... Had three stops in a start vs. Army ... Made two tackles, including his first career sack against North Dakota ... Started again vs. San Jose State, but did not record a stat ... Came up with a big game at Fresno State with three tackles, including a career-high 1.5 tackles for loss and his first career forced fumble ... Started for a sixth time in six games vs. Hawai'i and again vs. Colorado State, but didn't record a stat in either game ... Matched his career high with five tackles in a start at Nevada and added 1.0 TFL ... Started once again vs. UNLV and at Boise State without finding himself on the stat sheet ... Had two tackles in a start vs. Air Force ... Made a solo stop at Wyoming.

2011: Started eight games, recording 20 tackles (14 solo) with three for a loss ... Made his first collegiate start at defensive end against Cal Poly, registering a career-high two stops ... Starter again against Army, compiling five tackles to exceed his previous career total ... Combined for a tackle for loss with Jake Fely in the win over Washington State ... Three stops at No. 22/21 Michigan ... Starter vs. TCU, assisting on a tackle for loss ... Assisted on a tackle in a start at Air Force ... Also started against Wyoming, making two tackles with one for a loss ... Played against New Mexico and at Colorado State as a reserve, but did not record a stat ... Had one stop as a reserve vs. Boise State ... Made a tackle in a starting role at UNLV ... Had two tackles, including one for a 2-yard loss, vs. Fresno State ... Logged playing time against Louisiana-Lafayette in the New Orleans Bowl, but did not record a stat.

2010: One of four true freshmen to earn a letter and one of only two (Ronnie Hillman) to compete in all 13 contests ... Made two stops during the season, which were both solo efforts in home games with Nicholls and Utah State.

High School: Was the defensive line most valuable player three times at Redlands High ... Served as team captain his senior campaign and was a four-year letterwinner ... A two-time all-league pick (second team as a junior, first team as a senior) ... All-CIF and all-county as a senior ... A three-star

recruit by *Rivals.com* ... Also played baseball and participated in track while in high school ... Was a scholar-athlete.
Personal: Born Aug. 11, 1991, in Loma Linda, Calif. ... Son of Tamara and Levon Thomas ... Has yet to declare his major.

THOMAS' CAREER STATISTICS

Year	G/GS	UA-AT-TT	TFL-Yds.	Sks.	INT	PBU	FF-FR
2010	13/0	2-0-2	0-0	0-0	0-0	0	0-0
2011	13/8	14-6-20	3.0-8	0-0	0-0	0	0-0
2012	12/12	10-7-16	4.5-10	1.0-2	0-0	0	1-0
Total	38/20	26-13-38	7.5-18	1.0-2	0-0	0	1-0

Career Highs: Tackles: 5 at Nevada (10/20/12), at Army (9/10/11); TFL: 1.5 at Fresno State (9/29/12); Sacks: 1.0 vs. North Dakota (9/15/12); FF: 1 at Fresno State (9/29/12).

2012 Highs: Tackles: 5 at Nevada (10/20/12); TFL: 1.5 at Fresno State (9/29/12); Sacks: 1.0 vs. North Dakota (9/15/12); FF: 1 at Fresno State (9/29/12).

THOMAS' CAREER GAME-BY-GAME

Opp.	UA-AT-TT	TFL-Yds.	Sks.	INT	PBU	FF-FR
NICH (9/4/10)	1-0-1	0-0	0-0	0-0	0	0-0
at NMSU (9/11/10)	0-0-0	0-0	0-0	0-0	0	0-0
at Mizzou (9/18/10)	0-0-0	0-0	0-0	0-0	0	0-0
USU (9/25/10)	1-0-1	0-0	0-0	0-0	0	0-0
at BYU (10/9/10)	0-0-0	0-0	0-0	0-0	0	0-0
AFA (10/16/10)	0-0-0	0-0	0-0	0-0	0	0-0
at UNM (10/23/10)	0-0-0	0-0	0-0	0-0	0	0-0
at WYO (10/30/10)	0-0-0	0-0	0-0	0-0	0	0-0
CSU (11/6/10)	0-0-0	0-0	0-0	0-0	0	0-0
at TCU (11/13/10)	0-0-0	0-0	0-0	0-0	0	0-0
UTAH (11/20/10)	0-0-0	0-0	0-0	0-0	0	0-0
UNLV (11/27/10)	0-0-0	0-0	0-0	0-0	0	0-0
NAVY (12/23/10)	0-0-0	0-0	0-0	0-0	0	0-0
CAL POLY (9/3/11)*	1-1-2	0-0	0-0	0-0	0	0-0
at Army (9/10/11)*	4-1-5	0-0	0-0	0-0	0	0-0
WSU (9/17/11)*	0-1-1	0.5-2	0.5-2	0-0	0	0-0
at Mich. (9/24/11)*	2-1-3	0-0	0-0	0-0	0	0-0
TCU (10/8/11)*	1-1-2	0.5-1	0-0	0-0	0	0-0
at AFA (10/13/11)*	0-1-1	0-0	0-0	0-0	0	0-0
WYO (10/29/11)*	2-0-2	1.0-3	0-0	0-0	0	0-0
UNM (11/5/11)	0-0-0	0-0	0-0	0-0	0	0-0
at CSU (11/12/11)	0-0-0	0-0	0-0	0-0	0	0-0
BSU (11/19/11)	1-0-1	0-0	0-0	0-0	0	0-0
at UNLV (11/26/11)*	1-0-1	0-0	0-0	0-0	0	0-0
FS (12/3/11)	2-0-2	1.0-2	0-0	0-0	0	0-0
vs. ULL (12/17/11)*	0-0-0	0-0	0-0	0-0	0	0-0
at UW (9/1/12)*	1-0-1	1.0-3	0-0	0-0	0	0-0
ARMY (9/8/12)*	2-1-3	0-0	0-0	0-0	0	0-0
UND (9/15/12)*	1-1-2	1.0-2	1.0-2	0-0	0	0-0
SJSU (9/22/12)*	0-0-0	0-0	0-0	0-0	0	0-0
at FS (9/29/12)*	2-1-3	1.5-2	0-0	0-0	0	1-0
UH (10/6/12)*	0-0-0	0-0	0-0	0-0	0	0-0
CSU (10/13/12)*	0-0-0	0-0	0-0	0-0	0	0-0
at NV (10/20/12)*	2-3-5	1.0-3	0-0	0-0	0	0-0
UNLV (10/27/12)*	0-0-0	0-0	0-0	0-0	0	0-0
at BSU (11/3/12)*	0-0-0	0-0	0-0	0-0	0	0-0
AFA (11/10/12)*	1-1-2	0-0	0-0	0-0	0	0-0
at WYO (11/24/12)*	1-0-1	0-0	0-0	0-0	0	0-0

* = Game started



#41 TIM VIZZI
Wide Receiver
 Junior | TR | 5-10 | 170
 Moorpark, Calif. (Ventura College)

Transferred from Ventura College and joined the Aztecs in the spring ... A speedster with a good first step ... Is the team's main punt returner.

2012: Has eight receptions for 95 yards and a touchdown this season ... Has a 16-yard run as well ... Also has returned 13 of SDSU's 15 punts for 95 yards (7.3 average) ... Caught a 47-yard touchdown pass on the first catch of his Division I career in the season opener at Washington ... Had a 5-yard catch vs. Army ... Returned a punt for 20 yards against North Dakota ... Had a 2-yard catch vs. San Jose State and returned two punts for 12 yards ... Logged time off the bench

at Fresno State without recording a stat ... Had a 7-yard catch vs. Hawai'i ... Also returned four punts for 38 yards, including a career-long 28-yarder ... Played in the Colorado State game, but did not record a stat ... Had his first-ever carry at Nevada and ran 16 yards for a first down ... Also had an 8-yard punt return ... Logged two punt returns for 20 yards (10.0 avg.), including one for 15 yards vs. UNLV ... Had a 7-yard catch at Boise State and returned a punt for three yards ... Made a career-high two receptions for 20 yards vs. Air Force ... Had a 7-yard catch and returned two punts at Wyoming.

At Ventura: Led Ventura last year with 62 catches, 622 yards and eight touchdowns in 11 games en route to earning first-team all-Northern Conference honors ... Tied a program record with 12 receptions, including three scores, in the team's 29-28 upset win over No. 5 Allan Hancock ... Helped the Pirates go 7-4 on the season ... Had 13 grabs for 209 yards and three scores as a freshman in 2010 ... Was a scholar-athlete at Ventura College.

High School: Had 62 catches for 939 yards and eight touchdowns as a senior at Moorpark High in 2008, and 19 receptions for 430 yards and four scores as a junior in 2007 ... Originally signed with Cal Poly out of high school, but did not play in 2009 and transferred to Ventura College.

VIZZI'S CAREER RECEIVING STATISTICS

Year	GP/GS	No.	Yds.	Avg.	TD	Lg
2012	12/0	8	95	11.9	1	47

VIZZI'S CAREER RUSHING STATISTICS

Year	No.	Yds.	Avg.	TD	Lg
2012	1	16	16.0	0	16

VIZZI'S CAREER PUNT RETURNING STATISTICS

Year	No.	Yds.	Avg.	TD	Lg
2012	13	95	7.3	0	28

Career/2012 Highs: Receptions: 2 vs. Air Force (11/10/12); Receiving Yards: 47 at Washington (9/1/12); Receiving TDs: 1 at Washington (9/1/12); Long Reception: 47 at Washington (9/1/12); Carries: 1 at Nevada (10/20/12); Rushing Yards: 16 at Nevada (10/20/12); Long Rush: 16 at Nevada (10/20/12); Punt Returns: 4 vs. Hawai'i (10/6/12); Punt Return Yards: 38 vs. Hawai'i (10/6/12); Long Punt Return: 28 vs. Hawai'i (10/6/12).

VIZZI'S CAREER GAME-BY-GAME

Year	Rushing				Receiving		
	Att.	Yds.	TD	Avg.	No.	Yds.	Avg.
at UW (9/1/12)	0	0	0	0.0	1	47	47.0
Army (9/8/12)	0	0	0	0.0	1	5	5.0
UND (9/15/12)	0	0	0	0.0	0	0	0.0
SJSU (9/22/12)	0	0	0	0.0	1	2	2.0
at FS (9/29/12)	0	0	0	0.0	0	0	0.0
UH (10/6/12)	0	0	0	0.0	1	7	7.0
CSU (10/13/12)	0	0	0	0.0	0	0	0.0
at NV (10/20/12)	1	16	0	16.0	0	0	0.0
UNLV (10/27/12)	0	0	0	0.0	0	0	0.0
at BSU (11/3/12)	0	0	0	0.0	1	7	7.0
AFA (11/10/12)	0	0	0	0.0	2	20	10.0
at WYO (11/24/12)	0	0	0	0.0	1	7	7.0



#12 JOSH WADE
Defensive Back
 Senior | 2L | 6-0 | 190
 San Diego, Calif. (Point Loma HS)

Battled back into the starting lineup after missing all of the 2011 season with an achilles injury ... Local product, who has 13 career starts, including 11 this season.

2012: Started the first five this year before coming off the bench against Hawai'i because of a calf injury ... Returned for starts vs. Colorado State, at Nevada, vs. UNLV, at Boise State, vs. Air Force and at Wyoming ... Has 39 tackles (2.5 TFL), a PBU, a forced fumble and a fumble recovery ... Started the opener at Washington and had one solo tackle ... Had two stops, including 0.5 TFL, in a start vs. Army ...

Made two tackles against North Dakota ... Had five stops against San Jose State ... Made four stops and recovered his first career fumble at Fresno State ... Had a PBU vs. Hawai'i ... Returned to a starting role and had a career-high eight tackles vs. Colorado State ... Also forced his first career fumble and had 1.0 TFL ... In another start at Nevada, had six tackles (three solo) ... Had three stops (all solo) with a TFL in a start vs. UNLV ... Had three tackles in another start at Boise State ... Started once again vs. Air Force and made three stops ... Finished the regular season with a start at Wyoming, making two tackles.

2011: Missed the entire season after injuring his achilles in the Red & Black preseason game.

2010: Started the final two games of the regular season at cornerback, after coming in as a reserve in the first 10 outings ... Posted 26 tackles, three PBUs and an interception on the year ... Back-up at cornerback against Nicholls, finishing with a solo tackle ... Also had one stop a week later at New Mexico State ... Career-best four tackles in the loss at No. 25 Missouri ... First career INT at UNM and first career TFL at Wyoming ... Tied his career high with four tackles (three solo) and had a tackle for a loss against Colorado State ... Managed two stops at TCU ... Earned the start against Utah and tied his career high with four tackles ... Had three tackles and a career-high two PBUs against UNLV ... Two tackles against Navy.

2009: Logged minutes in the first 12 games of his career ... Nine total tackles on the year with eight of those being solo efforts ... Was a reserve at cornerback against UCLA, his first game as an Aztec ... First tackle of his career vs. Southern Utah ... Played but did not make a stop at Idaho or Air Force ... One solo tackle against NMSU ... Career-best three tackles vs. BYU ... Only pass break-up in the game with New Mexico ... Made one stop in four consecutive games from the end of October until mid-November ... Played but did not log any stats at Utah or UNLV.

2008: Redshirted as a true freshman.

High School: First-team all-CIF as a defensive back in helping Point Loma High to the CIF Div. III title game in 2007 ... Rushed for 1,100 yards and 13 touchdowns and recorded three interceptions on defense as a senior under coach Mike Hastings ... *CalHiSports.com* all-state first-team pick on defense for the medium school division in 2007 ... Eastern League Offensive Player of the Year as a senior at running back ... *San Diego Union-Tribune* all-San Diego Section first team his final campaign ... Had 20 tackles, two interceptions and a fumble recovery on defense in 2006 ... First-team all-league as a running back in 2006 ... Averaged more than 7.5 yards per carry as a running back in 2007 ... Also ran track for the Pointers.

Personal: Born Dec. 7, 1989, in San Diego, Calif. ... Son of Betty and Michael Wade ... Is a kinesiology major.

WADE's CAREER STATISTICS

Year	G/GS	UA-AT-TT	TFL-Yds.	Sk.	INT	PBU	FF-FR
2009	12/0	8-1-9	0-0	0-0	0-0	1	0-0
2010	13/2	13-13-26	1.5-7	0-0	1-0	3	0-0
2012	12/11	22-17-39	2.5-8	0-0	0-0	1	1-1
Total	37/13	43-31-74	4.0-15	0-0	1-0	5	1-1

Career Highs: Tackles: 8 vs. Colorado State (10/13/12); TFL: 1.0 vs. Colorado State (10/13/12); INT: 1 at New Mexico (10/23/10); PBU: 2 vs. UNLV (11/27/10); FF: 1 vs. Colorado State (10/13/12); FR: 1 at Fresno State (9/29/12).

2012 Highs: Tackles: 8 vs. Colorado State (10/13/12); TFL: 1.0 vs. UNLV (10/27/12), vs. Colorado State (10/13/12); PBU: 1 vs. Hawai'i (10/6/12); FF: 1 vs. Colorado State (10/13/12); FR: 1 at Fresno State (9/29/12).

WADE's CAREER GAME-BY-GAME

Opp.	UA-AT-TT	TFL-Yds.	Sk.	INT	PBU	FF-FR
at UCLA (9/5/09)	0-0-0	0-0	0-0	0-0	0	0-0
SUU (9/12/09)	1-0-1	0-0	0-0	0-0	0	0-0
at Idaho (9/19/09)	0-0-0	0-0	0-0	0-0	0	0-0
at AFA (9/26/09)	0-0-0	0-0	0-0	0-0	0	0-0

NMSU (10/3/09)	1-0-1	0-0	0-0	0-0	0	0-0
BYU (10/14/09)	2-1-3	0-0	0-0	0-0	0	0-0
at CSU (10/24/09)	1-0-1	0-0	0-0	0-0	0	0-0
UNM (10/31/09)	1-0-1	0-0	0-0	0-0	1	0-0
TCU (11/7/09)	1-0-1	0-0	0-0	0-0	0	0-0
WYO (11/14/09)	1-0-1	0-0	0-0	0-0	0	0-0
at Utah (11/21/09)	0-0-0	0-0	0-0	0-0	0	0-0
at UNLV (11/28/09)	0-0-0	0-0	0-0	0-0	0	0-0
NICH (9/4/10)	1-0-1	0-0	0-0	0-0	0	0-0
at NMSU (9/11/10)	0-1-1	0-0	0-0	0-0	0	0-0
at Mizzou (9/18/10)	1-3-4	0-0	0-0	0-0	0	0-0
USU (9/25/10)	1-0-1	0-0	0-0	0-0	0	0-0
at BYU (10/9/10)	0-1-1	0-0	0-0	0-0	0	0-0
AFA (10/16/10)	0-1-1	0-0	0-0	0-0	0	0-0
at UNM (10/23/10)	0-0-0	0-0	0-0	1-0	0	0-0
at WYO (10/30/10)	0-2-2	0.5-1	0-0	0-0	0	0-0
CSU (11/6/10)	3-1-4	1.0-6	0-0	0-0	0	0-0
at TCU (11/13/10)	1-1-2	0-0	0-0	0-0	0	0-0
UTAH (11/20/10)*	2-2-4	0-0	0-0	0-0	1	0-0
UNLV (11/27/10)*	3-0-3	0-0	0-0	0-0	2	0-0
NAVY (12/23/10)	1-1-2	0-0	0-0	0-0	0	0-0
at UW (9/1/12)*	1-0-1	0-0	0-0	0-0	0	0-0
ARMY (9/8/12)*	1-1-2	0.5-1	0-0	0-0	0	0-0
UND (9/15/12)*	1-1-2	0-0	0-0	0-0	0	0-0
SJSU (9/22/12)*	4-1-5	0-0	0-0	0-0	0	0-0
at FS (9/29/12)*	0-4-4	0-0	0-0	0-0	0	0-1
UH (10/6/12)	0-0-0	0-0	0-0	0-0	1	0-0
CSU (10/13/12)*	4-4-8	1.0-5	0-0	0-0	0	1-0
at NV (10/20/12)*	3-3-6	0-0	0-0	0-0	0	0-0
UNLV (10/27/12)*	3-0-3	1.0-2	0-0	0-0	0	0-0
at BSU (11/3/12)*	2-1-3	0-0	0-0	0-0	0	0-0
AFA (11/10/12)*	2-1-3	0-0	0-0	0-0	0	0-0
at WYO (11/24/12)*	1-1-2	0-0	0-0	0-0	0	0-0

* = Game started



#40 CHAD YOUNG

Fullback
Junior | 2L | 5-10 | 230
La Verne, Calif. (Glendora HS)

Former walk-on, who joined the team during the 2009 fall camp ... Hard-nosed fullback who specializes in blocking ... Has great hands ... A leader on and off the field ... Has 17 career starts, including six this year ... A scholar-athlete.

2012: Has 17 catches for 100 yards and three touchdowns and two carries for 13 yards ... Has helped the Aztecs rush for a school-record 2,750 yards this season ... Has played in 30 consecutive games ... Logged snaps in the opener at Washington and caught one pass for a 2-yard loss ... Had two catches in a start against Army, including a 8-yard touchdown reception ... Had an 8-yard catch and a 3-yard rush against North Dakota in a reserve role ... Caught two balls for a career-high 29 yards, including a career-long 22-yarder, against San Jose State ... Started at Fresno State without recording a stat ... Caught a 1-yard pass in a start vs. Hawai'i ... Had two receptions for 14 yards, including a 7-yard TD catch vs. Colorado State ... Came off the bench at Nevada and had a career-long 10-yard rush and a 1-yard catch ... Made the start against UNLV but did not have a stat ... Had a career-high three receptions at Boise State for 17 yards ... Had three catches once again vs. Air Force for 10 yards, including a 2-yard touchdown grab ... Caught a 5-yard pass at Wyoming.

2011: Former walk-on, who was placed on scholarship before the start of the fall semester ... Played in all 13 games, rushing 16 times for 43 yards and two touchdowns ... Also caught 11 passes for 63 yards and another score ... Played on both offense and special teams in the opener with Cal Poly ... First career starts at Army and vs. Washington State and Michigan ... Had his best career game thus far against TCU, scoring his first touchdown on his first career catch, while also recording the longest rush of his career (9 yards) and forcing a fumble on punt coverage to set up another Aztec score ... Had a catch (4 yards) and a rush (1 yard) for the second-straight game at Air Force ... Carried twice for a

career-high 11 yards vs. Wyoming ... Had a career-high three carries and scored his first career rushing touchdown vs. New Mexico ... Caught a career-high two passes for 16 yards and ran two times for 6 yards at Colorado State ... Also caught a two-point conversion from punter/holder Brian Stahovich on a botched PAT ... Had two catches for 10 yards, including a career-long 13-yard pass vs. Boise State ... Also carried two balls for 4 yards ... Ran two times for 2 yards and had a 3-yard catch at UNLV ... Carried twice for 3 yards and a touchdown, and caught two passes for 8 yards against Fresno State ... Had one rush for no yards and two catches for a career-high 21 yards in the New Orleans Bowl.

2010: Primarily played on special teams, logging minutes in 12 outings ... Made his Aztec debut vs. Nicholls ... Did not play at Wyoming ... First career carry for 1 yard in the regular-season finale vs. UNLV ... Rushed once for 3 yards against Navy.

2009: Redshirted as a true freshman.

High School: Lettered three times and served as a team captain twice at Glendora High School in Glendora, Calif. ... Played both linebacker and fullback for the Tartans ... Tabbed Sierra League defensive co-MVP as a senior at linebacker ... Also was first-team all-conference as a fullback ... First-team all-CIF and all-area in 2007 and 2008 ... Team won its league title his final two seasons.

Personal: Born July 29, 1991, in Pasadena, Calif. ... Son of Daryl and Maureen Young ... Is a criminal justice major.

YOUNG's CAREER RUSHING STATISTICS

Year	GP/GS	No.	Yds.	Avg.	TD	Lg
2010	12/0	2	4	2.0	0	3
2011	13/11	16	43	2.7	2	9
2012	12/6	2	13	6.5	0	10
Total	37/17	20	60	3.0	2	10

CAREER RECEIVING STATISTICS

Year	No.	Yds.	Avg.	TD	Lg
2010	0	0	0.0	0	0
2011	11	63	5.7	1	14
2012	7	100	5.9	3	22
Total	28	163	5.8	4	22

Career Highs: Carries: 3 vs. New Mexico (11/5/11); Rushing Yards: 16 at Colorado State (11/12/11); Rushing TDs: 1 vs. Fresno State (12/3/11), vs. New Mexico (11/5/11); Long Rush: 10 at Nevada (10/20/12); Receptions: 3 vs. Air Force (11/10/12), at Boise State (11/3/12); Receiving Yards: 29 vs. San Jose State (9/22/12); Receiving TDs: 1, four times; Long Reception: 22 vs. San Jose State (9/22/12); FF: 1 vs. TCU (10/8/11).

2012 Highs: Carries: 1 at Nevada (10/20/12), vs. North Dakota (9/15/12); Rushing Yards: 10 at Nevada (10/20/12); Long Rush: 10 at Nevada (10/20/12); Receptions: 3 vs. Air Force (11/10/12), at Boise State (11/3/12); Receiving Yards: 29 vs. San Jose State (9/22/12); Receiving TDs: 1 vs. Air Force (11/10/12), vs. Colorado State (10/13/12), vs. Army (9/8/12); Long Reception: 22 vs. San Jose State (9/22/12).

YOUNG's CAREER GAME-BY-GAME

Year	Rushing				Receiving			
	Att.	Yds.	TD	Avg.	No.	Yds.	TD	Avg.
NICH (9/4/10)	0	0	0	0.0	0	0	0	0.0
at NMSU (9/11/10)	0	0	0	0.0	0	0	0	0.0
at Mizzou (9/18/10)	0	0	0	0.0	0	0	0	0.0
USU (9/25/10)	0	0	0	0.0	0	0	0	0.0
at BYU (10/9/10)	0	0	0	0.0	0	0	0	0.0
AFA (10/16/10)	0	0	0	0.0	0	0	0	0.0
at UNM (10/23/10)	0	0	0	0.0	0	0	0	0.0
at WYO (10/30/10)				DNP				
CSU (11/6/10)	0	0	0	0.0	0	0	0	0.0
at TCU (11/13/10)	0	0	0	0.0	0	0	0	0.0
UTAH (11/20/10)	0	0	0	0.0	0	0	0	0.0
UNLV (11/27/10)	1	1	0	1.0	0	0	0	0.0
NAVY (12/23/10)	1	3	0	3.0	0	0	0	0.0
CAL POLY (9/3/11)	0	0	0	0.0	0	0	0	0.0
at Army (9/10/11)*	0	0	0	0.0	0	0	0	0.0

WSU (9/17/11)*	0	0	0	0.0	0	0	0	0.0
at Mich. (9/24/11)*	0	0	0	0.0	0	0	0	0.0
TCU (10/8/11)*	1	9	0	9.0	1	4	1	4.0
at AFA (10/13/11)*	1	4	0	4.0	1	1	0	1.0
WYO (10/29/11)*	2	11	0	5.5	0	0	0	0.0
UNM (11/5/11)*	3	4	1	1.3	0	0	0	0.0
at CSU (11/12/11)	2	6	0	3.0	2	16	0	8.0
BSU (11/19/11)*	2	4	0	2.0	2	10	0	5.0
at UNLV (11/26/11)*	2	2	0	1.0	1	3	0	3.0
FS (12/3/11)*	2	3	1	1.5	2	8	0	4.0
vs. ULL (12/17/11)*	1	0	0	0.0	2	21	0	10.5
at UW (9/1/12)	0	0	0	0.0	1	-2	0	-2.0
ARMY (9/8/12)*	0	0	0	0.0	2	17	1	8.5
UND (9/15/12)	1	3	0	3.0	1	8	0	8.0
SJSU (9/22/12)	0	0	0	0.0	2	29	0	14.5
at FS (9/29/12)*	0	0	0	0.0	0	0	0	0.0
UH (10/6/12)*	0	0	0	0.0	1	1	0	1.0
CSU (10/13/12)*	0	0	0	0.0	2	14	1	7.0
at NV (10/20/12)	1	10	0	10.0	1	1	0	1.0
UNLV (10/27/12)*	0	0	0	0.0	0	0	0	0.0
at BSU (11/3/12)	0	0	0	0.0	3	17	0	5.7
AFA (11/10/12)	0	0	0	0.0	3	10	1	3.3
at WYO (11/24/12)*	0	0	0	0.0	1	5	0	5.0

* = Game started

SAN DIEGO STATE, 2012 STATISTICS

SAN DIEGO STATE OVERALL RECORD: 9-3
HOME: 6-1; AWAY: 3-2; NEUTRAL: 0-0
MOUNTAIN WEST: 7-1
HOME: 4-0; AWAY: 3-1

Date	Opponent	Result	Score	Att.	Opp. Rk
S.1	at Washington	L	12-21	53,742	rv/rv
S.8	Army	W	42-7	30,799	
S.15	North Dakota	W	49-41	24,826	
S.22	San Jose State	L	34-38	24,103	--/rv
S.29	* at Fresno State	L	40-52	33,894	
O.6	* Hawai'i	W	52-14	50,586	
O.13	* Colorado State (HC)	W	38-14	27,133	
O.20	* at Nevada	W	39-38 (ot)	22,242	--/rv
O.27	* UNLV	W	24-13	23,874	
N.3	* at Boise State	W	21-19	36,084	19/14
N.10	* Air Force	W	28-9	30,266	
N.24	* at Wyoming	W	42-28	13,374	

* - Mountain West Game. HC - Homecoming
 Ranking refers to AP/USA Today Poll at game time.

SCORE BY QTR	1st	2nd	3rd	4th	OT	Total
San Diego State	105	115	115	78	8	- 421
Opponents	70	91	65	61	7	- 294

TEAM STATISTICS	San Diego State	Opponents
SCORING	421	294
Points Per Game	35.1	24.5
FIRST DOWNS	265	257
Rushing	145	106
Passing	96	126
Penalty	24	25
RUSHING YARDAGE	2,750	1,683
Yards gained rushing	3,060	2,030
Yards lost rushing	310	347
Rushing Attempts	539	456
Average Per Rush	5.1	3.7
Average Per Game	229.2	140.2
TDs Rushing	30	15
PASSING YARDAGE	2,143	2,818
Comp-Att-Int	170-280-8	251-399-11
Average Per Pass	7.7	7.1
Average Per Catch	12.6	11.2
Average Per Game	178.6	234.8
TDs Passing	21	23
TOTAL OFFENSE	4,893	4,501
Total Plays	819	855
Average Per Play	6.0	5.3
Average Per Game	407.8	375.1
KICK RETURNS: #-Yards	40-976	41-1,002
PUNT RETURNS: #-Yards	15-114	12-85
INT RETURNS: #-Yards	11-192	8-134
KICK RETURN AVERAGE	24.4	24.4
PUNT RETURN AVERAGE	7.6	7.1
INT RETURN AVERAGE	17.5	16.8
FUMBLES-LOST	22-12	22-12
PENALTIES-Yards	68-593	63-577
Average Per Game	49.4	48.1
PUNTS-Yards	42-1,756	49-1,860
Average Per Punt	41.8	38.0
Net punt average	36.9	32.8
KICKOFFS-Yards	75-4,597	56-3,408
Average Per Kick	61.3	60.9
Net kick average	49.8	37.6
TIME OF POSSESSION/Game	30:56	29:04
3RD-DOWN Conversions	82/166	66/161
3rd-Down Pct	49%	41%
4TH-DOWN Conversions	14/21	17/34
4th-Down Pct	67%	50%
SACKS BY-Yards	30-200	32-191
MISC YARDS	0	0
TOUCHDOWNS SCORED	57	40
FIELD GOALS-ATTEMPTS	8-12	6-8
ON-SIDE KICKS	0-0	0-0
RED-ZONE SCORES	(43-48) 90%	(32-40) 80%
RED-ZONE TOUCHDOWNS	(36-48) 75%	(28-40) 70%
PAT-ATTEMPTS	(51-52) 98%	(34-37) 92%
ATTENDANCE	211,587	159,336
Games/Avg Per Game	7/30,227	5/31,867
Neutral Site Games		0/0

RUSHING

Player	G	Att.	Gain	Loss	Net	Avg.	TD	Long	YPG	100+	Hi Gm
MUEMA, Adam	12	211	1,391	36	1,355	6.4	16	83	112.9	6	255
KAZEE, Walter	12	161	840	18	822	5.1	8	40	68.5	3	106
KATZ, Ryan	8	69	422	135	287	4.2	4	67	35.9	0	89
PRICE, Chase	12	24	106	0	106	4.4	1	19	8.8	0	43
DINGWELL, Adam	12	35	155	59	96	2.7	1	22	8.0	0	46
LOCKETT, Colin	11	4	44	2	42	10.5	0	16	3.8	0	16
ESCOBAR, Dwayne	11	7	32	2	30	4.3	0	7	2.7	0	16
RUFFIN, Ezell	11	4	21	0	21	5.2	0	10	1.9	0	10
VIZZI, Tim	12	1	16	0	16	16.0	0	16	1.3	0	16
YOUNG, Chad	12	2	13	0	13	6.5	0	10	1.1	0	10
ESCOBAR, Gavin	12	2	9	2	7	3.5	0	9	0.6	0	7
SANDIFER, Dominique	10	3	6	0	6	2.0	0	6	0.6	0	6
HAZELY, Jemond	6	1	5	0	5	5.0	0	5	0.8	0	5
TEAM	10	15	0	56	-56	-3.7	0	0	-5.6	0	0
SDSU TOTALS	12	539	3,060	310	2,750	5.1	30	83	229.2	9	255
OPPONENTS	12	456	2,030	347	1,683	3.7	15	64	140.2	4	127

PASSING

Player	G	Effic.	Cmp.	Att.	Int.	Pct.	Yds.	TD	Long	YPG
KATZ, Ryan	8	151.61	99	163	4	60.7	1,348	13	57	168.5
DINGWELL, Adam	12	135.81	71	115	4	61.7	795	8	52	66.2
TEAM	10	0.00	0	2	0	0.0	0	0	0	0.0
SDSU TOTALS	12	144.04	170	280	8	60.7	2,143	21	57	178.6
OPPONENTS	12	135.74	251	399	11	62.9	2,818	23	70	234.8

RECEIVING

Player	G	No.	Yds.	Avg.	TD	Long	YPG	100+	Hi Re.	Hi Yd.
ESCOBAR, Gavin	12	41	519	12.7	6	52	43.2	2	6	117
BUTLER, Brice	12	23	343	14.9	4	44	28.6	0	4	66
LOCKETT, Colin	11	20	293	14.6	3	40	26.6	0	4	73
SANDIFER, Dominique	10	18	204	11.3	1	28	20.4	0	5	60
YOUNG, Chad	12	17	100	5.9	3	22	8.3	0	3	29
RUFFIN, Ezell	11	16	292	18.2	0	57	26.5	1	5	132
MUEMA, Adam	12	8	113	14.1	1	32	9.4	0	2	32
VIZZI, Tim	12	8	95	11.9	1	47	7.9	0	2	47
KAZEE, Walter	12	7	46	6.6	0	13	3.8	0	2	13
SHIELDS, D.J.	12	6	56	9.3	1	18	4.7	0	3	20
DENSO, Dylan	11	4	63	15.8	0	21	5.7	0	2	32
ROBERTS, Adam	12	2	19	9.5	1	13	1.6	0	1	13
SDSU TOTALS	12	170	2,143	12.6	21	57	178.6	3	6	132
OPPONENTS	12	251	2,818	11.2	23	70	234.8	6	10	187

SCORING

Player	TD	FGs	Kick	Rush	PATs				Safety	Points
					Rcv.	Pass	DXP	Points		
MUEMA, Adam	17	0-0	0-0	0-0	0	0-0	0	0	102	
MARDEN, Chance	0	8-12	51-52	0-0	0	0-0	0	0	75	
KAZEE, Walter	8	0-0	0-0	0-0	0	0-0	0	0	48	
ESCOBAR, Gavin	6	0-0	0-0	0-0	0	0-0	0	0	36	
LOCKETT, Colin	5	0-0	0-0	0-0	0	0-0	0	0	30	
KATZ, Ryan	4	0-0	0-0	0-1	0	0-2	0	0	24	
BUTLER, Brice	4	0-0	0-0	0-0	0	0-0	0	0	24	
YOUNG, Chad	3	0-0	0-0	0-0	1	0-0	0	0	20	
MCFADDEN, Leon	2	0-0	0-0	0-0	0	0-0	0	0	12	
ROBERTS, Adam	1	0-0	0-0	0-0	1	0-0	0	0	8	
PRICE, Chase	1	0-0	0-0	0-0	0	0-0	0	0	6	
DINGWELL, Adam	1	0-0	0-0	0-0	0	2-2	0	0	6	
SHIELDS, D.J.	1	0-0	0-0	0-0	0	0-0	0	0	6	
SANDIFER, Dominique	1	0-0	0-0	0-0	0	0-0	0	0	6	
VIZZI, Tim	1	0-0	0-0	0-0	0	0-0	0	0	6	
PINKINS, Eric	1	0-0	0-0	0-0	0	0-0	0	0	6	
BEED, Everett	1	0-0	0-0	0-0	0	0-0	0	0	6	
SILUANO, Rene	0	0-0	0-0	0-0	0	0-0	0	0	0	
SDSU TOTALS	57	8-12	51-52	0-1	2	2-4	0	0	421	
OPPONENTS	40	6-8	34-37	0-0	0	0-3	1	0	294	

SAN DIEGO STATE, 2012 STATISTICS, cont.

PUNT RETURNS					
Player	No.	Yards	Avg.	TD	Long
VIZZI, Tim	13	95	7.3	0	28
GARRETT, Dwayne	1	17	17.0	0	0
SILUANO, Rene	1	2	2.0	0	2
SDSU TOTALS	15	114	7.6	0	28
OPPONENTS	12	85	7.1	0	25

KICKOFF RETURNS					
Player	No.	Yards	Avg.	TD	Long
LOCKETT, Colin	28	748	26.7	2	100
WRIGHT, Brandon	10	208	20.8	0	51
ESCOBAR, Gavin	1	11	11.0	0	11
GALEA, Cody	1	9	9.0	0	9
SDSU TOTALS	40	976	24.4	2	100
OPPONENTS	41	1,002	24.4	1	97

INTERCEPTION RETURNS					
Player	No.	Yards	Avg.	TD	Long
MCFADDEN, Leon	3	124	41.3	2	96
PINKINS, Eric	2	45	22.5	1	32
LARGENT, Derek	2	5	2.5	0	5
BERHE, Nat	2	0	0.0	0	0
ANDREWS, Marcus	1	9	9.0	0	9
GAVERT, Josh	1	9	9.0	0	9
SDSU TOTALS	11	192	17.5	3	96
OPPONENTS	8	134	16.8	0	57

FUMBLE RETURNS					
Player	No.	Yards	Avg.	TD	Long
BEED, Everett	1	52	52.0	1	52
SDSU TOTALS	1	52	52.0	1	52
OPPONENTS	1	44	44.0	1	44

ALESI PUNT-BY-PUNT						
Opponent	From	To	Yds	Return	Net	FP
at Washington	SD20	UW38	42	fair catch	42	UW38
	SD22	UW22	56	downed	56	UW22
San Jose State	SD49	SJ14	37	fair catch	37*	SJ14
	SD17	SJ40	43	fair catch	43	SJ40
	SD08	SD43	35	downed	35	SD43
	SD32	SJ20	48	fair catch	48	SJ20

MCMORROW PUNT-BY-PUNT						
Opponent	From	To	Yds	Return	Net	FP
Army	SD45	AR20	35	fair catch	35^	AR35
	SD26	AR32	42	-1 yd return	43	AR31
	SD50	AR18	32	fair catch	32*	AR18
	AR37	AR00	37	touchback	17	AR20
	SD34	ND21	45	fair catch	45	ND21
North Dakota	SD44	ND05	51	fair catch	51**	ND05
	SD27	FS23	50	10-yd return	40	FS33
	SD26	FS43	31	downed	31	FS43
	SD38	FS11	51	1-yd return	50*	FS12
at Fresno State	SD05	SD47	42	2-yd return	40	SD45
	SD26	FS28	46	fair catch	46	FS28
	SD50	UH10	40	out-of-bounds	40*	UH10
	SD41	UH21	38	1-yd return	37	UH22
Hawaii	SD04	SD42	38	25-yd return	13	SD17
	UH41	UH00	41	touchback	21	UH20
	SD28	UH22	50	downed	50	UH22
	SD50	UH29	21	out-of-bounds	21	UH29
	CS45	CS08	37	7-yd return	30*	CS15
Colorado State at Nevada	SD45	NV02	53	1-yd return	52**	NV03
	SD39	NV11	50	downed	50*	NV11
	SD23	NV21	56	23-yd return	33	NV44
	SD49	NV00	51	touchback	31	NV20
	UNLV	SD34	LV10	56	downed	56*
at Boise State	LV46	LV00	46	touchback	26	LV20
	LV41	LV10	31	fair catch	31*	LV10
	SD29	BS21	50	7-yd return	43	BS28
	SD45	BS06	49	2-yd return	47**	BS08
Air Force	SD37	BS11	52	7-yd return	45*	BS18
	SD42	AF30	28	fair catch	28	AF30
	AF46	AF00	46	touchback	26	AF20
	AF47	AF00	47	touchback	27	AF20
	SD50	AF16	34	fair catch	34	AF16
at Wyoming	SD42	AF31	27	fair catch	27	AF31
	WY42	WY14	28	out-of-bounds	28*	WY14
	SD38	WY27	35	out-of-bounds	35	WY27

* - indicates possession ended inside opponent 20; ** - indicates possession ended inside opponent 10; ^ - indicates there was a penalty on the play, resulting in a new spot; N/A - indicates the punt returner fumbled and lost possession

TOTAL OFFENSE						
Player	G	Plays	Rush	Pass	Total	YPG
KATZ, Ryan	8	232	287	1,348	1,635	204.4
MUEMA, Adam	12	211	1,355	0	1,355	112.9
DINGWELL, Adam	12	150	96	795	891	74.2
KAZEE, Walter	12	161	822	0	822	68.5
PRICE, Chase	12	24	106	0	106	8.8
LOCKETT, Colin	11	4	42	0	42	3.8
GARRETT, Dwayne	11	7	30	0	30	2.7
RUFFIN, Ezell	11	4	21	0	21	1.9
VIZZI, Tim	12	1	16	0	16	1.3
YOUNG, Chad	12	2	13	0	13	1.1
ESCOBAR, Gavin	12	2	7	0	7	0.6
SANDIFER, Dominique	10	3	6	0	6	0.6
HAZELY, Jemond	6	1	5	0	5	0.8
TEAM	10	17	-56	0	-56	-5.6
SDSU TOTALS	12	819	2,750	2,143	4,893	407.8
OPPONENTS	12	855	1,683	2,818	4,501	375.1

ALL-PURPOSE YARDAGE									
Player	G	Rush	Rec.	PR	KOR	IR	Total	YPG	
MUEMA, Adam	12	1,355	113	0	0	0	1,468	122.3	
LOCKETT, Colin	11	42	293	0	748	0	1,083	98.5	
KAZEE, Walter	12	822	46	0	0	0	868	72.3	
ESCOBAR, Gavin	12	7	519	0	11	0	537	44.8	
BUTLER, Brice	12	0	343	0	0	0	343	28.6	
RUFFIN, Ezell	11	21	292	0	0	0	313	28.5	
KATZ, Ryan	8	287	0	0	0	0	287	35.9	
SANDIFER, Dominique	10	6	204	0	0	0	210	21.0	
WRIGHT, Brandon	11	0	0	0	208	0	208	18.9	
VIZZI, Tim	12	16	95	95	0	0	206	17.2	
MCFADDEN, Leon	12	0	0	0	0	124	124	10.3	
YOUNG, Chad	12	13	100	0	0	0	113	9.4	
PRICE, Chase	12	106	0	0	0	0	106	8.8	
DINGWELL, Adam	12	96	0	0	0	0	96	8.0	
DENSO, Dylan	11	0	63	0	0	0	63	5.7	
SHIELDS, D.J.	12	0	56	0	0	0	56	4.7	
GARRETT, Dwayne	11	30	0	17	0	0	47	4.3	
PINKINS, Eric	12	0	0	0	0	45	45	3.8	
ROBERTS, Adam	12	0	19	0	0	0	19	1.6	
ANDREWS, Marcus	12	0	0	0	0	9	9	0.8	
GAVERT, Josh	12	0	0	0	0	9	9	0.8	
GALEA, Cody	12	0	0	0	9	0	9	0.8	
HAZELY, Jemond	6	5	0	0	0	0	5	0.8	
LARGENT, Derek	12	0	0	0	0	5	5	0.4	
SILUANO, Rene	12	0	0	2	0	0	2	0.2	
TEAM	10	-56	0	0	0	0	-56	-5.6	
SDSU TOTALS	12	2,750	2,143	114	976	192	6,175	514.6	
OPPONENTS	12	1,683	2,818	85	1,002	134	5,722	476.8	

PUNTING										
Player	No.	Yards	Avg.	Lg.	TB	In.20	50+	Blk.	Net yds.	Net Avg.
MCMORROW, Seamus	35	1466	41.9	56	6	9	13	0	1,261	36.1
ALESI, Joel	6	261	43.5	56	1	1	0	0	261	43.5
KATZ, Ryan	1	29	29.0	29	1	0	0	0	29	29.0
SDSU TOTALS	42	1,756	41.8	56	6	13	15	0	1,551	36.9
OPPONENTS	49	1,860	38.0	55	7	13	13	2	1,606	32.8

FIELD GOALS										
Player	FGM-A	Pct.	10-19	20-29	30-39	40-49	50-59	60+	Lg.	
MARDEN Chance	8-12	66.7	0-0	2-2	4-6	2-4	0-0	0-0	46	
UW: none; ARMY: 40wr, 37wr; UND: 40wr; SJSU: 25gd, 41gd; FS: none; HI: 35gd; CS: 34gd; NV: 39gd, 46gd, 35gd; UNLV: 28gd; BS: 32wr; AFA: none; WY: none.										
SDSU TOTALS	8-12	66.7	0-0	2-2	4-6	2-4	0-0	0-0	46	
OPPONENTS	6-8	75.0	0-0	2-2	2-2	2-4	0-0	0-0	43	

KICKOFFS								
Player	No.	Yards	Avg.	TB	OB	Ret.	Net yds.	Net avg.
MCMORROW, Seamus	65	4,075	62.7	31	2	702	2,598	40.0
FEER, Wes	5	270	54.0	0	0	211	59	11.8
MARDEN, Chance	5	252	50.4	0	0	89	163	32.6
SDSU TOTALS	75	4,597	61.3	31	2	1,002	2,820	37.6
OPPONENTS	56	3,408	60.9	13	2	976	2,107	37.6

SAN DIEGO STATE, 2012 STATISTICS, cont.

DEFENSIVE

Player	GP	Tackles			TFL/Yds.	Sacks		Pass Def		QBH	Fumbles		Blk	
		Solo	Ast.	Total		No.-Yards	Int.-Yds	BrUp	Rcv.-Yds		FF	Kick	Saf.	
BERHE, Nat	12	62	25	87	2.0-6	.	2-0	3	.	.	1-0	.	.	.
FELY, Jake	12	64	22	86	11.5-58	7.0-46	.	1	.	.	2-0	2	.	.
PINKINS, Eric	12	43	19	62	7.0-28	2.0-16	2-45	2	.	.	1-0	.	.	.
MCFADDEN, Leon	12	45	14	59	2.0-4	.	3-124	10	.	.	.	1	.	.
LARGENT, Derek	12	35	22	57	9.5-55	6.5-49	2-5	3	1	.	3-0	1	.	.
TENHAEFF, Nick	12	32	13	45	11.0-33	3.0-18	1	.	.
WADE, Josh	12	22	17	39	2.5-9	.	.	1	.	.	1-0	1	.	.
HOLDER, King	12	28	3	31	1.5-2	.	.	4
SILUANO, Rene	12	17	14	31	2.0-2	.	.	1	.	.	.	1	.	.
MEREDITH, Sam	12	16	15	31	4.5-11	1.0-2	.	1	.	.	1-0	.	.	.
HARRIS, Vaness	12	24	6	30	6.0-28	3.0-21	.	1	.	.	.	1	.	.
LEMON, Gabe	11	19	9	28	2.5-5	1.0-4	.	2
GAVERT, Josh	12	17	6	23	3.0-9	1.0-4	1-9	.	.	.	1-0	1	.	.
ANDREWS, Marcus	12	16	7	23	.	.	1-9	4	.	.	1-0	.	.	.
GALEA, Cody	12	13	9	22	3.5-22	2.5-18
SANCHEZ, Jon	12	10	9	19	2.0-2	.	.	1	1
ANDREWS, Rob	12	13	6	19	1.0-1	.	.	1
THOMAS, Jordan	12	10	7	17	4.5-10	1.0-2	.	.	1	.	.	1	.	.
BEED, Everett	9	7	3	10	4.5-31	2.0-20	1-52	.	.	.
ROMAIN, Pierre	12	6	4	10
GUILLORY, Darius	12	5	4	9
DRIVER, Jacob	11	6	3	9	1.0-1
ONUOHA, Dontrell	4	5	4	9
KOTTMAN, Dan	9	6	2	8	1.5-2
GRAVES, Scott	12	7	1	8
TRUJILLO, Frederick	9	4	2	6	1.0-2
LAMAR, David	12	6	.	6
SEDBERRY, Stan	12	3	1	4	1	.	.
CRAIGHEAD, Robert	8	2	1	3
MCMORROW, Seamus	10	2	1	3
QUIGLEY, Bryce	12	1	1	2
DILLEY, Zack	12	.	2	2
LOCKETT, Colin	11	1	1	2
VIZZI, Tim	12	1	.	1
YOUNG, Chad	12	.	1	1
KAZEE, Walter	12	1	.	1
WRIGHT, Brandon	11	1	.	1
MUEMA, Adam	12	1	.	1
LOCKETT, Colin	11	.	1	1
GARRETT, Dwayne	11	1
FEASTER, Andrew	7	1
SDSU TOTALS	12	551	255	806	84-321	30-200	11-192	35	3	12-52	11	2	.	.
OPPONENTS	12	548	244	792	66.0-253	32-191	8-134	35	2	12-44	15	1	.	.

GAME SUMMARIES

Game	Score By Quarters					First Downs				Rushing				Passing				Total Off.		Return	Punting	Fumbles	Pen.	Third	Avg.	ToP
	1	2	3	4	OT	Tot	Ru	Pa	Pn	Att	Yards	TD	C-A-I	Yards	TD	Att	Yards	Yards	No-Avg							
at Washington	21	14	0	7	0	-	22	7	13	2	31	106	1	25-35-0	222	1	66	328	81	5-37.2	1-1	4-46	9-15	UW 34	31:03	
SDSU	12	0	6	0	6	-	16	12	3	1	40	199	1	10-19-1	128	1	59	327	110	3-42.3	3-2	4-40	6-13	SD 24	28:57	
Army	7	0	0	7	0	-	18	15	2	1	62	282	1	3-9-2	50	0	71	332	79	4-43.5	4-1	4-32	6-14	AR 24	31:01	
at SDSU	42	14	7	21	0	-	21	12	8	1	42	228	4	14-21-0	215	1	63	443	143	4-36.5	0-0	6-45	6-12	SD 42	28:59	
North Dakota	41	14	6	7	14	-	25	4	17	4	27	55	1	27-50-1	434	4	77	489	22	2-43.5	1-0	10-52	6-14	ND 22	32:48	
at SDSU	49	21	14	7	7	-	27	15	9	3	42	292	3	11-19-0	241	3	61	533	168	2-48.0	1-0	8-85	3-8	SD 32	27:12	
San Jose State	38	3	14	0	21	-	21	4	15	2	23	77	0	22-32-1	290	4	55	367	253	4-41.3	2-1	9-86	4-10	SJ 47	22:05	
at SDSU	34	0	17	7	10	-	29	13	12	4	55	271	2	17-29-0	213	2	84	484	125	4-40.8	5-2	5-40	8-17	SD 18	37:55	
at Fresno State	52	7	29	10	6	-	32	8	21	3	31	110	2	42-56-2	536	5	86	646	109	3-42.0	3-2	8-64	5-10	FS 36	32:25	
SDSU	40	21	6	13	0	-	14	7	6	1	40	179	2	13-23-3	160	2	63	339	230	5-44.0	3-2	8-68	4-13	SD 24	27:35	
Hawai'i	14	0	7	7	0	-	12	4	6	2	30	61	1	14-28-0	112	1	58	173	249	7-43.0	4-3	6-62	2-11	HI 30	22:55	
at SDSU	52	14	21	3	14	-	27	13	11	3	51	194	5	17-33-0	218	2	84	412	80	6-38.0	0-0	6-60	11-20	SD 42	37:05	
Colorado State	14	7	0	0	7	-	19	10	9	0	40	121	1	24-35-2	214	1	75	335	120	1-46.0	2-1	5-61	8-14	CS 27	31:30	
at SDSU	38	7	10	14	7	-	23	12	9	2	38	218	3	16-22-0	181	2	60	399	32	1-37.0	1-1	0-0	5-10	SD 40	28:30	
at Nevada	38	3	7	14	7	7	29	9	17	3	48	176	2	29-40-0	304	3	88	480	56	4-33.3	0-0	10-92	10-17	NV24	29:23	
SDSU	39	0	6	8	17	8	26	10	11	5	45	152	1	17-28-0	197	3	73	349	54	4-52.5	0-0	5-47	8-15	SD29	30:37	
UNLV	13	6	0	7	0	-	15	8	6	1	30	141	1	17-29-0	159	1	59	300	58	7-36.3	1-0	3-45	2-11	LV26	25:26	
at SDSU	24	7	7	7	3	-	24	16	7	1	54	275	1	13-26-1	232	2	80	506	56	3-44.3	3-2	7-67	12-18	SD27	34:34	
at Boise State	19	6	7	0	6	-	18	7	9	2	30	112	2	20-31-1	164	1	61	276	88	5-27.0	0-0	1-9	4-12	BS23	29:26	
SDSU	21	7	0	7	7	-	14	7	5	2	43	164	2	12-18-1	105	0	61	269	171	3-50.3	1-0	10-61	7-15	SD43	30:34	
Air Force	9	3	0	6	0	-	24	20	3	1	68	320	1	9-19-2	73	0	87	393	40	2-38.5	3-2	1-12	5-18	AF28	33:53	
at SDSU	28	7	7	14	0	-	15	10	5	0	41	178	2	11-18-1	90	1	59	268	54	5-36.4	2-1	1-15	7-14	SD34	26:07	
at Wyoming	28	7	21	0	0	-	22	10	8	4	36	122	2	19-36-0	260	2	72	382	68	5-35.2	1-1	2-25	5-15	WY32	26:57	
SDSU	42	7	14	14	7	-	29	18	10	1	48	400	4	19-24-1	164	2	72	564	57	2-31.5	2-2	8-65	5-11	SD28	33:03	

RED ZONE STATISTICS

The Automated ScoreBook For Football SDSU Red-Zone Results (as of Nov 24, 2012) All games

SDSU Inside Opponent Red-Zone

Date	Opponent	Score	Times In RZ	Times Scored	Total Pts	TDs	Rush TDs	Pass TDs	FGs Made	Failed to score inside RZ						
										FGA	Down	Int	Fumb	Half	Game	
Sep 01, 2012	at Washington	L 12-21	2	1	6	1	1	0	0	0	1	0	0	0	0	0
Sep 08, 2012	ARMY	W 42-7	6	4	28	4	3	1	0	2	0	0	0	0	0	0
Sep 15, 2012	NORTH DAKOTA	W 49-41	4	4	28	4	3	1	0	0	0	0	0	0	0	0
Sep 22, 2012	SAN JOSE STATE	L 34-38	4	4	20	2	1	1	2	0	0	0	0	0	0	0
Sep 29, 2012	at Fresno State	L 40-52	3	3	20	3	1	2	0	0	0	0	0	0	0	0
Oct 06, 2012	HAWAII	W 52-14	4	4	24	3	3	0	1	0	0	0	0	0	0	0
Oct 13, 2012	COLORADO STATE	W 38-14	6	5	31	4	2	2	1	0	1	0	0	0	0	0
Oct 20, 2012	at Nevada	W 39-38	5	5	28	3	1	2	2	0	0	0	0	0	0	0
Oct 27, 2012	UNLV	W 24-13	4	4	24	3	1	2	1	0	0	0	0	0	0	0
Nov 03, 2012	at Boise State	W 21-19	3	2	14	2	2	0	0	1	0	0	0	0	0	0
Nov 10, 2012	AIR FORCE	W 28-9	3	3	21	3	2	1	0	0	0	0	0	0	0	0
Nov 24, 2012	at Wyoming	W 42-28	4	4	28	4	2	2	0	0	0	0	0	0	0	0
Totals			48	43	272	36	22	14	7	3	2	0	0	0	0	0
43 of 48 (89.6%)																

Opponents Inside SDSU Red-Zone

Date	Opponent	Score	Times In RZ	Times Scored	Total Pts	TDs	Rush TDs	Pass TDs	FGs Made	Failed to score inside RZ						
										FGA	Down	Int	Fumb	Half	Game	
Sep 01, 2012	at Washington	L 12-21	3	2	14	2	1	1	0	0	0	0	1	0	0	0
Sep 08, 2012	ARMY	W 42-7	2	1	7	1	1	0	0	0	1	0	0	0	0	0
Sep 15, 2012	NORTH DAKOTA	W 49-41	4	4	24	3	1	2	1	0	0	0	0	0	0	0
Sep 22, 2012	SAN JOSE STATE	L 34-38	4	3	21	3	0	3	0	0	0	0	1	0	0	0
Sep 29, 2012	at Fresno State	L 40-52	8	6	36	5	2	3	1	0	1	1	0	0	0	0
Oct 06, 2012	HAWAII	W 52-14	2	2	14	2	1	1	0	0	0	0	0	0	0	0
Oct 13, 2012	COLORADO STATE	W 38-14	2	2	14	2	1	1	0	0	0	0	0	0	0	0
Oct 20, 2012	at Nevada	W 39-38	6	6	38	5	2	3	1	0	0	0	0	0	0	0
Oct 27, 2012	UNLV	W 24-13	0	0	0	0	0	0	0	0	0	0	0	0	0	0
Nov 03, 2012	at Boise State	W 21-19	3	3	19	3	2	1	0	0	0	0	0	0	0	0
Nov 10, 2012	AIR FORCE	W 28-9	3	2	9	1	1	0	1	0	1	0	0	0	0	0
Nov 24, 2012	at Wyoming	W 42-28	3	1	7	1	1	0	0	0	1	0	0	1	0	0
Totals			40	32	203	28	13	15	4	0	4	1	2	1	0	0
32 of 40 (80.0%)																

GAME-BY-GAME RUSHING STATISTICS

#6 - ADAM DINGWELL - RB

OPPONENT	No.	Yds.	Avg.	TD	Lg
at Washington (9/1)	1	7	7.0	0	7
Army (9/8)	3	11	3.7	1	7
North Dakota (9/15)	0	0	0.0	0	0
San Jose State (9/22)	2	3	1.5	0	5
at Fresno State (9/29)	0	0	0.0	0	0
Hawai'i (10/6)	2	-9	-4.5	0	3
Colorado State (10/13)	0	0	0.0	0	0
at Nevada (10/20)	11	26	2.4	0	18
UNLV (10/27)	6	14	2.3	0	10
at Boise State (11/3)	4	6	1.5	0	10
Air Force (11/10)	2	-8	-4.0	0	0
at Wyoming (11/24)	4	46	11.5	0	22
2011	0	0	0.0	0	0
2012	35	96	2.7	1	22
CAREER	35	96	2.7	1	22

#7 - DWAYNE GARRETT - RB

OPPONENT	No.	Yds.	Avg.	TD	Lg
at Washington (9/1)	0	0	0.0	0	0
Army (9/8)	5	16	3.2	0	7
North Dakota (9/15)	0	0	0.0	0	0
San Jose State (9/22)	0	0	0.0	0	0
at Fresno State (9/29)	0	0	0.0	0	0
Hawai'i (10/6)	2	14	7.0	0	7
Colorado State (10/13)	0	0	0.0	0	0
at Nevada (10/20)		DNP			
UNLV (10/27)	0	0	0.0	0	0
at Boise State (11/3)	0	0	0.0	0	0
Air Force (11/10)	0	0	0.0	0	0
at Wyoming (11/24)	0	0	0.0	0	0
2011	5	17	3.4	0	7
2012	7	30	4.3	0	7
CAREER	12	47	3.9	0	7

#86 - JEMOND HAZELY - WR

OPPONENT	No.	Yds.	Avg.	TD	Lg
at Washington (9/1)		DNP			
Army (9/8)	0	0	0.0	0	0
North Dakota (9/15)		DNP			
San Jose State (9/22)		DNP			
at Fresno State (9/29)	0	0	0.0	0	0
Hawai'i (10/6)	1	10	10.0	0	10
Colorado State (10/13)	0	0	0.0	0	0
at Nevada (10/20)	0	0	0.0	0	0
UNLV (10/27)	0	0	0.0	0	0
at Boise State (11/3)		DNP			
Air Force (11/10)		DNP			
at Wyoming (11/24)		DNP			
2012	1	10	10.0	0	10
CAREER	1	10	10.0	0	10

#5 - RYAN KATZ - QB

OPPONENT	No.	Yds.	Avg.	TD	Lg
at Washington (9/1)	16	77	4.8	0	32
Army (9/8)	4	9	2.2	0	12
North Dakota (9/15)	8	60	7.5	0	13
San Jose State (9/22)	9	-24	-2.7	0	4
at Fresno State (9/29)	13	89	6.8	0	67
Hawai'i (10/6)	10	57	5.7	3	34
Colorado State (10/13)	8	20	2.5	1	11
at Nevada (10/20)	1	-1	-1.0	0	-1
UNLV (10/27)		DNP			
at Boise State (11/3)		DNP			
Air Force (11/10)		DNP			
at Wyoming (11/24)		DNP			
2009	9	2	0.2	0	9
2010	78	14	0.2	2	17
2011	8	34	4.2	0	17
2012	69	287	4.2	4	67
CAREER	164	337	2.1	6	67

#34 - WALTER KAZEE - RB

OPPONENT	No.	Yds.	Avg.	TD	Lg
at Washington (9/1)	9	86	9.6	0	26
Army (9/8)	7	51	7.3	2	22
North Dakota (9/15)	18	105	5.8	2	20
San Jose State (9/22)	17	90	5.3	1	30
at Fresno State (9/29)	13	30	2.3	0	5
Hawai'i (10/6)	4	24	6.0	0	15
Colorado State (10/13)	14	95	6.8	0	40
at Nevada (10/20)	15	58	3.9	1	9
UNLV (10/27)	21	105	5.0	1	28
at Boise State (11/3)	12	37	3.1	1	8
Air Force (11/10)	23	106	4.6	0	21
at Wyoming (11/24)	8	35	4.4	0	12
2009	86	371	4.3	2	61
2010	67	320	4.8	3	46
2011	74	339	4.6	4	41
2012	161	822	5.1	8	40
CAREER	388	1,852	4.8	17	61

#24 - COLIN LOCKETT - WR

OPPONENT	No.	Yds.	Avg.	TD	Lg
at Washington (9/1)	0	0	0.0	0	0
Army (9/8)	0	0	0.0	0	0
North Dakota (9/15)	0	0	0.0	0	0
San Jose State (9/22)	1	15	15.0	0	15
at Fresno State (9/29)	0	0	0.0	0	0
Hawai'i (10/6)		DNP			
Colorado State (10/13)	0	0	0.0	0	0
at Nevada (10/20)	0	0	0.0	0	0
UNLV (10/27)	2	11	5.5	0	13
at Boise State (11/3)	0	0	0.0	0	0
Air Force (11/10)	0	0	0.0	0	0
at Wyoming (11/24)	1	16	16.0	0	16
2011	7	96	13.7	0	43
2012	4	42	10.5	0	16
CAREER	11	138	12.5	0	43

#4 - ADAM MUEMA - RB

OPPONENT	No.	Yds.	Avg.	TD	Lg
at Washington (9/1)	11	32	2.9	1	8
Army (9/8)	15	98	6.5	1	31
North Dakota (9/15)	13	124	9.5	1	43
San Jose State (9/22)	25	202	8.1	1	83
at Fresno State (9/29)	13	64	4.9	2	27
Hawai'i (10/6)	20	77	3.8	1	12
Colorado State (10/13)	14	105	7.5	2	51
at Nevada (10/20)	13	47	3.6	0	8
UNLV (10/27)	21	143	6.8	0	48
at Boise State (11/3)	25	127	5.1	1	43
Air Force (11/10)	15	81	5.4	2	20
at Wyoming (11/24)	26	255	9.8	4	82
2011	42	253	6.0	3	81
2012	211	1,355	6.4	16	83
CAREER	253	1,608	6.4	19	83

#22 - CHASE PRICE - RB

OPPONENT	No.	Yds.	Avg.	TD	Lg
at Washington (9/1)	0	0	0.0	0	0
Army (9/8)	8	43	5.4	0	9
North Dakota (9/15)	0	0	0.0	0	0
San Jose State (9/22)	0	0	0.0	0	0
at Fresno State (9/29)	0	0	0.0	0	0
Hawai'i (10/6)	9	22	2.4	1	7
Colorado State (10/13)	0	0	0.0	0	0
at Nevada (10/20)	0	0	0.0	0	0
UNLV (10/27)	0	0	0.0	0	0
at Boise State (11/3)	0	0	0.0	0	0
Air Force (11/10)	0	0	0.0	0	0
at Wyoming (11/24)	7	41	5.9	0	19
2012	24	106	4.4	1	19
CAREER	24	106	4.4	1	19

#3 - EZELL RUFFIN - WR

OPPONENT	No.	Yds.	Avg.	TD	Lg
at Washington (9/1)	1	9	9.0	0	9
Army (9/8)	0	0	0.0	0	0
North Dakota (9/15)	1	2	2.0	0	2
San Jose State (9/22)	0	0	0.0	0	0
at Fresno State (9/29)	0	0	0.0	0	0
Hawai'i (10/6)	1	10	10.0	0	10
Colorado State (10/13)		DNP			
at Nevada (10/20)	1	0	0.0	0	0
UNLV (10/27)	0	0	0.0	0	0
at Boise State (11/3)	0	0	0.0	0	0
Air Force (11/10)	0	0	0.0	0	0
at Wyoming (11/24)	0	0	0.0	0	0
2012	4	21	5.3	0	10
CAREER	4	21	5.3	0	10

#18 - DOMINIQUE SANDIFER - WR

OPPONENT	No.	Yds.	Avg.	TD	Lg
at Washington (9/1)	1	0	0.0	0	0
Army (9/8)	0	0	0.0	0	0
North Dakota (9/15)	0	0	0.0	0	0
San Jose State (9/22)	0	0	0.0	0	0
at Fresno State (9/29)	0	0	0.0	0	0
Hawai'i (10/6)	0	0	0.0	0	0
Colorado State (10/13)	0	0	0.0	0	0
at Nevada (10/20)	0	0	0.0	0	0
UNLV (10/27)	2	6	3.0	0	6
at Boise State (11/3)		DNP			
Air Force (11/10)		DNP			
at Wyoming (11/24)	0	0	0.0	0	0
2009	0	0	0.0	0	0
2010	1	14	14.0	0	14
2012	3	6	2.0	0	6
CAREER	4	20	5.0	0	14

#41 - TIM VIZZI - WR

OPPONENT	No.	Yds.	Avg.	TD	Lg
at Washington (9/1)	0	0	0.0	0	0
Army (9/8)	0	0	0.0	0	0
North Dakota (9/15)	0	0	0.0	0	0
San Jose State (9/22)	0	0	0.0	0	0
at Fresno State (9/29)	0	0	0.0	0	0
Hawai'i (10/6)	0	0	0.0	0	0
Colorado State (10/13)	0	0	0.0	0	0
at Nevada (10/20)	1	16	16.0	0	16
UNLV (10/27)	0	0	0.0	0	0
at Boise State (11/3)	0	0	0.0	0	0
Air Force (11/10)	0	0	0.0	0	0
at Wyoming (11/24)	0	0	0.0	0	0
2012	1	16	16.0	0	16
CAREER	1	16	16.0	0	16

#40 - CHAD YOUNG - FB

OPPONENT	No.	Yds.	Avg.	TD	Lg
at Washington (9/1)	0	0	0.0	0	0
Army (9/8)	0	0	0.0	0	

GAME-BY-GAME RECEIVING STATISTICS

#19 - BRICE BUTLER - WR

OPPONENT	No.	Yds.	Avg.	TD	Lg
at Washington (9/1)	0	0	0.0	0	0
Army (9/8)	0	0	0.0	0	0
North Dakota (9/15)	3	66	22.0	1	44
San Jose State (9/22)	1	10	10.0	0	10
at Fresno State (9/29)	3	39	13.0	1	21
Hawai'i (10/6)	1	36	36.0	1	36
Colorado State (10/13)	3	43	14.3	1	15
at Nevada (10/20)	4	53	13.3	0	19
UNLV (10/27)	4	60	15.0	0	43
at Boise State (11/3)	1	7	7.0	0	7
Air Force (11/10)	1	11	11.0	0	11
at Wyoming (11/24)	2	18	9.0	0	11
2009	20	292	14.6	2	36
2010	9	112	12.4	1	25
2011	12	150	12.5	0	36
2012	23	343	14.9	4	44
CAREER	64	897	14.0	7	44

#10 - DYLAN DENSO - WR

OPPONENT	No.	Yds.	Avg.	TD	Lg
at Washington (9/1)	0	0	0.0	0	0
Army (9/8)	1	10	10.0	0	10
North Dakota (9/15)			DNP		
San Jose State (9/22)	1	21	21.0	0	21
at Fresno State (9/29)	0	0	0.0	0	0
Hawai'i (10/6)	2	32	16.0	0	21
Colorado State (10/13)	0	0	0.0	0	0
at Nevada (10/20)	0	0	0.0	0	0
UNLV (10/27)	0	0	0.0	0	0
at Boise State (11/3)	0	0	0.0	0	0
Air Force (11/10)	0	0	0.0	0	0
at Wyoming (11/24)	0	0	0.0	0	0
2010	4	39	9.8	0	12
2011	49	634	12.9	3	46
2012	4	63	15.8	0	21
CAREER	57	736	12.9	3	46

#88 - GAVIN ESCOBAR - TE

OPPONENT	No.	Yds.	Avg.	TD	Lg
at Washington (9/1)	2	8	4.0	0	4
Army (9/8)	2	34	17.0	0	29
North Dakota (9/15)	5	117	23.4	1	35
San Jose State (9/22)	5	46	9.2	1	17
at Fresno State (9/29)	1	33	33.0	0	33
Hawai'i (10/6)	2	16	8.0	0	9
Colorado State (10/13)	4	24	6.0	0	9
at Nevada (10/20)	5	39	7.8	2	21
UNLV (10/27)	4	108	27.0	1	52
at Boise State (11/3)	5	58	11.6	0	25
Air Force (11/10)	0	0	0.0	0	0
at Wyoming (11/24)	6	36	6.0	1	12
2010	29	323	11.1	4	45
2011	51	780	15.3	7	55
2012	41	519	12.7	6	52
CAREER	121	1,622	13.4	17	55

#34 - WALTER KAZEE - RB

OPPONENT	No.	Yds.	Avg.	TD	Lg
at Washington (9/1)	1	-1	-1.0	0	-1
Army (9/8)	0	0	0.0	0	0
North Dakota (9/15)	0	0	0.0	0	0
San Jose State (9/22)	0	0	0.0	0	0
at Fresno State (9/29)	1	5	5.0	0	5
Hawai'i (10/6)	2	10	5.0	0	5
Colorado State (10/13)	1	7	7.0	0	7
at Nevada (10/20)	0	0	0.0	0	0
UNLV (10/27)	0	0	0.0	0	0
at Boise State (11/3)	0	0	0.0	0	0
Air Force (11/10)	1	12	12.0	0	12
at Wyoming (11/24)	1	13	13.0	0	13
2009	9	64	7.1	0	27
2010	2	38	19.0	0	28
2011	8	89	11.1	0	20
2012	7	46	6.6	0	13
CAREER	26	237	9.1	0	28

#24 - COLIN LOCKETT - WR

OPPONENT	No.	Yds.	Avg.	TD	Lg
at Washington (9/1)	4	48	12.0	0	32
Army (9/8)	2	11	5.5	0	10
North Dakota (9/15)	1	37	37.0	1	37
San Jose State (9/22)	3	73	24.3	1	40
at Fresno State (9/29)	1	3	3.0	0	3
Hawai'i (10/6)			DNP		
Colorado State (10/13)	1	12	12.0	0	8
at Nevada (10/20)	1	14	14.0	0	14
UNLV (10/27)	3	51	17.0	1	1
at Boise State (11/3)	1	7	7.0	0	7
Air Force (11/10)	0	0	0.0	0	0
at Wyoming (11/24)	3	37	12.3	0	17
2011	58	970	16.7	8	68
2012	20	293	14.7	3	40
CAREER	78	1,263	16.2	11	68

#4 - ADAM MUEMA - RB

OPPONENT	No.	Yds.	Avg.	TD	Lg
at Washington (9/1)	0	0	0.0	0	0
Army (9/8)	0	0	0.0	0	0
North Dakota (9/15)	0	0	0.0	0	0
San Jose State (9/22)	0	0	0.0	0	0
at Fresno State (9/29)	1	12	12.0	0	12
Hawai'i (10/6)	1	31	31.0	1	31
Colorado State (10/13)	1	32	32.0	0	32
at Nevada (10/20)	0	0	0.0	0	0
UNLV (10/27)	1	6	6.0	0	6
at Boise State (11/3)	1	9	9.0	0	9
Air Force (11/10)	1	1	1.0	0	1
at Wyoming (11/24)	2	22	11.0	0	20
2011	2	3	1.5	1	2
2012	8	113	14.1	1	32
CAREER	10	116	11.6	2	32

#44 - ADAM ROBERTS - TE

OPPONENT	No.	Yds.	Avg.	TD	Lg
at Washington (9/1)	0	0	0.0	0	0
Army (9/8)	0	0	0.0	0	0
North Dakota (9/15)	1	13	13.0	0	13
San Jose State (9/22)	0	0	0.0	0	0
at Fresno State (9/29)	0	0	0.0	0	0
Hawai'i (10/6)	0	0	0.0	0	0
Colorado State (10/13)	0	0	0.0	0	0
at Nevada (10/20)	0	0	0.0	0	0
UNLV (10/27)	0	0	0.0	0	0
at Boise State (11/3)	0	0	0.0	0	0
Air Force (11/10)	0	0	0.0	0	0
at Wyoming (11/24)	1	6	6.0	1	6
2011	1	0	0.0	0	0
2012	2	19	9.5	1	13
CAREER	3	19	6.3	1	13

#3 - EZELL RUFFIN - WR

OPPONENT	No.	Yds.	Avg.	TD	Lg
at Washington (9/1)	0	0	0.0	0	0
Army (9/8)	5	132	26.4	0	57
North Dakota (9/15)	0	0	0.0	0	0
San Jose State (9/22)	1	11	11.0	0	11
at Fresno State (9/29)	2	40	20.0	0	37
Hawai'i (10/6)	4	43	10.8	0	15
Colorado State (10/13)			DNP		
at Nevada (10/20)	1	30	30.0	0	30
UNLV (10/27)	0	0	0.0	0	0
at Boise State (11/3)	0	0	0.0	0	0
Air Force (11/10)	3	36	12.0	0	14
at Wyoming (11/24)	0	0	0.0	0	0
2012	16	292	18.2	0	57
CAREER	16	292	18.2	0	57

#18 - DOMINIQUE SANDIFER - WR

OPPONENT	No.	Yds.	Avg.	TD	Lg
at Washington (9/1)	1	28	28.0	0	28
Army (9/8)	1	6	6.0	0	6
North Dakota (9/15)	0	0	0.0	0	0
San Jose State (9/22)	3	21	7.0	0	11
at Fresno State (9/29)	1	10	10.0	0	10
Hawai'i (10/6)	2	24	12.0	0	13
Colorado State (10/13)	4	49	12.3	0	18
at Nevada (10/20)	5	60	12.0	1	19
UNLV (10/27)	1	6	6.0	0	6
at Boise State (11/3)			DNP		
Air Force (11/10)			DNP		
at Wyoming (11/24)	0	0	0.0	0	0
2009	26	298	11.5	2	33
2010	23	263	11.4	0	29
2012	18	204	11.3	1	28
CAREER	67	765	11.4	3	33

GAME-BY-GAME RECEIVING/PASSING STATS

#85 - D.J. SHIELDS - TE

OPPONENT	No.	Yds.	Avg.	TD	Lg
at Washington (9/1)	0	0	0.0	0	0
Army (9/8)	0	0	0.0	0	0
North Dakota (9/15)	0	0	0.0	0	0
San Jose State (9/22)	0	0	0.0	0	0
at Fresno State (9/29)	3	18	6.0	1	8
Hawai'i (10/6)	1	18	18.0	0	18
Colorado State (10/13)	0	0	0.0	0	0
at Nevada (10/20)	0	0	0.0	0	0
UNLV (10/27)	0	0	0.0	0	0
at Boise State (11/3)	0	0	0.0	0	0
Air Force (11/10)	0	0	0.0	0	0
at Wyoming (11/24)	2	20	10.0	0	14
2009	11	109	9.9	0	28
2010	2	29	14.5	1	15
2011	0	0	0.0	0	0
2012	6	56	9.3	1	18
CAREER	19	194	10.2	2	28

#41 - TIM VIZZI - WR

OPPONENT	No.	Yds.	Avg.	TD	Lg
at Washington (9/1)	1	47	47.0	1	47
Army (9/8)	1	5	5.0	0	5
North Dakota (9/15)	0	0	0.0	0	0
San Jose State (9/22)	1	2	2.0	0	2
at Fresno State (9/29)	0	0	0.0	0	0
Hawai'i (10/6)	1	7	7.0	0	7
Colorado State (10/13)	0	0	0.0	0	0
at Nevada (10/20)	0	0	0.0	0	0
UNLV (10/27)	0	0	0.0	0	0
at Boise State (11/3)	1	7	7.0	0	7
Air Force (11/10)	2	20	10.0	0	11
at Wyoming (11/24)	1	7	7.0	0	6
2012	8	95	11.9	1	47
CAREER	8	95	11.9	1	47

#40 - CHAD YOUNG - FB

OPPONENT	No.	Yds.	Avg.	TD	Lg
at Washington (9/1)	1	-2	-2.0	0	-2
Army (9/8)	2	17	8.5	1	9
North Dakota (9/15)	1	8	8.0	0	8
San Jose State (9/22)	2	29	14.5	0	22
at Fresno State (9/29)	0	0	0.0	0	0
Hawai'i (10/6)	1	1	1.0	0	1
Colorado State (10/13)	2	14	7.0	1	7
at Nevada (10/20)	1	1	1.0	0	1
UNLV (10/27)	0	0	0.0	0	0
at Boise State (11/3)	3	17	5.7	0	8
Air Force (11/10)	3	10	3.3	1	8
at Wyoming (11/24)	1	5	5.0	0	5
2010	0	0	0.0	0	0
2011	11	63	5.7	1	14
2012	17	100	5.9	3	22
CAREER	28	163	5.8	4	22

#6 - ADAM DINGWELL - QB

OPPONENT	Att.	Com.	INT	Yds.	TDs	Pct.	Long	Eff.
at Washington (9/1)	0	0	0	0	0	N/A	0	N/A
Army (9/8)	0	0	0	0	0	N/A	0	N/A
North Dakota (9/15)	0	0	0	0	0	N/A	0	N/A
San Jose State (9/22)	2	0	0	0	0	0.00	0	0.00
at Fresno State (9/29)	0	0	0	0	0	N/A	0	N/A
Hawai'i (10/6)	4	2	0	28	0	50.00	21	108.80
Colorado State (10/13)	0	0	0	0	0	N/A	0	N/A
at Nevada (10/20)	23	14	0	177	3	60.87	30	168.56
UNLV (10/27)	26	13	1	231	2	50.00	52	142.32
at Boise State (11/3)	18	12	1	105	0	66.67	25	104.56
Air Force (11/10)	18	11	1	90	1	61.11	14	110.33
at Wyoming (11/24)	24	19	1	164	2	79.17	20	155.73
2011	1	0	0	0	0	0.00	0	0.00
2012	115	71	4	795	8	61.74	52	135.81
CAREER	116	71	4	795	8	61.21	52	134.64

#5 - RYAN KATZ - QB

OPPONENT	Att.	Com.	INT	Yds.	TDs	Pct.	Long	Eff.
at Washington (9/1)	19	10	1	128	1	52.63	47	121.33
Army (9/8)	21	14	0	215	1	66.67	57	168.38
North Dakota (9/15)	18	11	0	241	3	61.11	44	228.58
San Jose State (9/22)	27	17	0	213	2	62.96	40	153.67
at Fresno State (9/29)	23	13	3	160	2	56.52	37	117.57
Hawai'i (10/6)	29	15	0	190	2	51.72	36	129.52
Colorado State (10/13)	22	16	0	181	2	72.73	32	171.84
at Nevada (10/20)	4	3	0	20	0	75.00	10	117.00
UNLV (10/27)				DNP				
at Boise State (11/3)				DNP				
Air Force (11/10)				DNP				
at Wyoming (11/24)				DNP				
2009	27	14	0	232	1	51.85	56	136.25
2010	355	213	11	2,401	18	60.00	48	127.35
2011	25	13	1	104	0	52.00	25	78.94
2012	163	99	4	1,348	13	60.74	57	151.61
CAREER	570	339	16	4,085	32	59.47	57	132.59

GAME-BY-GAME KICK/PUNT RETURN STATS

#47 - CODY GALEA - DL

OPPONENT	No.	Yds.	Avg.	TD	Lg
at Washington (9/1)	0	0	0.0	0	0
Army (9/8)	0	0	0.0	0	0
North Dakota (9/15)	0	0	0.0	0	0
San Jose State (9/22)	0	0	0.0	0	0
at Fresno State (9/29)	0	0	0.0	0	0
Hawai'i (10/6)	0	0	0.0	0	0
Colorado State (10/13)	0	0	0.0	0	0
at Nevada (10/20)	0	0	0.0	0	0
UNLV (10/27)	0	0	0.0	0	0
at Boise State (11/3)	0	0	0.0	0	0
Air Force (11/10)	1	9	9.0	0	9
at Wyoming (11/24)	0	0	0.0	0	0
2011	0	0	0.0	0	0
2012	1	9	9.0	0	9
CAREER	1	9	9.0	0	9

#88 - GAVIN ESCOBAR - TE

OPPONENT	No.	Yds.	Avg.	TD	Lg
at Washington (9/1)	0	0	0.0	0	0
Army (9/8)	0	0	0.0	0	0
North Dakota (9/15)	0	0	0.0	0	0
San Jose State (9/22)	0	0	0.0	0	0
at Fresno State (9/29)	0	0	0.0	0	0
Hawai'i (10/6)	0	0	0.0	0	0
Colorado State (10/13)	0	0	0.0	0	0
at Nevada (10/20)	0	0	0.0	0	0
UNLV (10/27)	0	0	0.0	0	0
at Boise State (11/3)	0	0	0.0	0	0
Air Force (11/10)	1	11	11.0	0	11
at Wyoming (11/24)	0	0	0.0	0	0
2010	0	0	0.0	0	0
2011	0	0	0.0	0	0
2012	1	11	11.0	0	11
CAREER	1	11	11.0	0	11

#24 - COLIN LOCKETT - WR

OPPONENT	No.	Yds.	Avg.	TD	Lg
at Washington (9/1)	1	19	19.0	0	19
Army (9/8)	2	121	60.5	1	96
North Dakota (9/15)	4	119	29.8	0	39
San Jose State (9/22)	5	96	19.2	0	25
at Fresno State (9/29)	7	102	14.6	0	22
Hawai'i (10/6)			DNP		
Colorado State (10/13)	1	27	27.0	0	27
at Nevada (10/20)	2	48	24.0	0	32
UNLV (10/27)	2	34	17.0	0	22
at Boise State (11/3)	3	141	47.0	1	100
Air Force (11/10)	0	0	0.0	0	0
at Wyoming (11/24)	1	41	41.0	0	41
2010	0	0	0.0	0	0
2011	31	678	21.9	1	94
2012	28	748	26.7	2	100
CAREER	59	1,426	24.2	3	100

#33 - BRANDON WRIGHT - DB

OPPONENT	No.	Yds.	Avg.	TD	Lg
at Washington (9/1)	3	91	30.3	0	51
Army (9/8)	0	0	0.0	0	0
North Dakota (9/15)	1	1	1.0	0	1
San Jose State (9/22)	1	17	17.0	0	17
at Fresno State (9/29)	0	0	0.0	0	0
Hawai'i (10/6)	2	42	21.0	0	24
Colorado State (10/13)			DNP		
at Nevada (10/20)	0	0	0.0	0	0
UNLV (10/27)	0	0	0.0	0	0
at Boise State (11/3)	1	10	10.0	0	10
Air Force (11/10)	1	25	25.0	0	25
at Wyoming (11/24)	1	22	22.0	0	22
2012	10	208	20.8	0	51
CAREER	10	208	20.8	0	51

#7 - DWAYNE GARRETT - RB

OPPONENT	No.	Yds.	Avg.	TD	Lg
at Washington (9/1)	0	0	0.0	0	0
Army (9/8)	0	0	0.0	0	0
North Dakota (9/15)	0	0	0.0	0	0
San Jose State (9/22)	0	0	0.0	0	0
at Fresno State (9/29)	0	0	0.0	0	0
Hawai'i (10/6)	0	0	0.0	0	0
Colorado State (10/13)	0	0	0.0	0	0
at Nevada (10/20)			DNP		
UNLV (10/27)	0	0	0.0	0	0
at Boise State (11/3)	1	17	17.0	0	0
Air Force (11/10)	0	0	0.0	0	0
at Wyoming (11/24)	0	0	0.0	0	0
2012	1	17	17.0	0	0
CAREER	1	17	17.0	0	0

#39 - RENE SILUANO - DB

OPPONENT	No.	Yds.	Avg.	TD	Lg
at Washington (9/1)	0	0	0.0	0	0
Army (9/8)	0	0	0.0	0	0
North Dakota (9/15)	0	0	0.0	0	0
San Jose State (9/22)	0	0	0.0	0	0
at Fresno State (9/29)	0	0	0.0	0	0
Hawai'i (10/6)	0	0	0.0	0	0
Colorado State (10/13)	0	0	0.0	0	0
at Nevada (10/20)	0	0	0.0	0	0
UNLV (10/27)	1	2	2.0	0	2
at Boise State (11/3)	0	0	0.0	0	0
Air Force (11/10)	0	0	0.0	0	0
at Wyoming (11/24)	0	0	0.0	0	0
2010	0	0	0.0	0	0
2011	0	0	0.0	0	0
2012	1	2	2.0	0	2
CAREER	1	2	2.0	0	2

#41 - TIM VIZZI - WR

OPPONENT	No.	Yds.	Avg.	TD	Lg
at Washington (9/1)	0	0	0.0	0	0
Army (9/8)	0	0	0.0	0	0
North Dakota (9/15)	1	20	20.0	0	20
San Jose State (9/22)	2	12	6.0	0	10
at Fresno State (9/29)	0	0	0.0	0	0
Hawai'i (10/6)	4	38	9.5	0	28
Colorado State (10/13)	0	0	0.0	0	0
at Nevada (10/20)	1	8	8.0	0	0
UNLV (10/27)	2	20	10.0	0	15
at Boise State (11/3)	1	3	3.0	0	3
Air Force (11/10)	0	0	0.0	0	0
at Wyoming (11/24)	2	-6	-3.0	0	0
2012	13	95	7.3	0	28
CAREER	13	95	7.3	0	28

GAME-BY-GAME PUNTING STATISTICS

#77 - JOEL ALESI - P											
OPPONENT	No.	Yards	Avg.	Long	TB	FC	In.20	50+	Bik.	Net Yds.	Net Avg.
at Washington (9/1)	2	98	49.0	56	0	1	0	1	0	98	49.0
Army (9/8)						DNP					
North Dakota (9/15)						DNP					
San Jose State (9/22)	4	163	40.8	48	0	3	1	0	0	163	40.8
at Fresno State (9/29)						DNP					
Hawai'i (10/6)						DNP					
Colorado State (10/13)						DNP					
at Nevada (10/20)						DNP					
UNLV (10/27)						DNP					
at Boise State (11/3)						DNP					
Air Force (11/10)						DNP					
at Wyoming (11/24)						DNP					
2012	6	261	43.5	56	0	4	1	1	0	261	43.5
CAREER	6	261	43.5	56	0	4	1	1	0	261	43.5

#5 - RYAN KATZ - QB											
OPPONENT	No.	Yards	Avg.	Long	TB	FC	In.20	50+	Bik.	Net Yds.	Net Avg.
at Washington (9/1)	1	29	29.0	29	0	0	1	0	0	29	29.0
Army (9/8)	0	0	0.0	0	0	0	0	0	0	0	0.0
North Dakota (9/15)	0	0	0.0	0	0	0	0	0	0	0	0.0
San Jose State (9/22)	0	0	0.0	0	0	0	0	0	0	0	0.0
at Fresno State (9/29)	0	0	0.0	0	0	0	0	0	0	0	0.0
Hawai'i (10/6)	0	0	0.0	0	0	0	0	0	0	0	0.0
Colorado State (10/13)	0	0	0.0	0	0	0	0	0	0	0	0.0
at Nevada (10/20)	0	0	0.0	0	0	0	0	0	0	0	0.0
UNLV (10/27)						DNP					
at Boise State (11/3)						DNP					
Air Force (11/10)						DNP					
at Wyoming (11/24)						DNP					
2012	1	29	29.0	29	0	0	1	0	0	29	29.0
CAREER	1	29	29.0	29	0	0	1	0	0	29	29.0

#17 - SEAMUS MCMORROW - K/P											
OPPONENT	No.	Yards	Avg.	Long	TB	FC	In.20	50+	Bik.	Net Yds.	Net Avg.
at Washington (9/1)	-	-	-	-	-	-	-	-	-	-	-
Army (9/8)	4	146	36.5	42	1	2	1	0	0	127	31.8
North Dakota (9/15)	2	96	48.0	51	0	2	1	1	0	96	48.0
San Jose State (9/22)	-	-	-	-	-	-	-	-	-	-	-
at Fresno State (9/29)	5	220	44.0	51	0	1	1	2	0	207	41.4
Hawai'i (10/6)	6	228	38.0	50	1	0	1	1	0	182	30.3
Colorado State (10/13)	1	37	37.0	37	0	0	1	0	0	30	30.0
at Nevada (10/20)	4	210	52.5	56	1	0	2	4	0	166	41.5
UNLV (10/27)	3	133	44.3	56	1	1	2	1	0	113	37.7
at Boise State (11/3)	3	151	50.3	52	0	0	2	2	0	135	45.0
Air Force (11/10)	5	182	36.4	47	2	3	1	0	0	142	28.4
at Wyoming (11/24)	2	63	31.5	35	0	0	0	0	0	63	31.5
2012	35	1,466	41.9	56	6	9	12	11	0	1,261	36.0
CAREER	35	1,466	41.9	56	6	9	12	11	0	1,261	36.0

GAME-BY-GAME KICKING STATISTICS

OPPONENT	Extra Points			#49 - WES FEER - K/P Field Goals				Total Pts.	Kickoffs				
	Made	Att.	Pct.	Made	Att.	Pct.	Long		No.	Yards	Avg.	TB	OB
at Washington (9/1)	0	0	N/A	0	0	N/A	0	0	3	154	51.3	0	0
Army (9/8)							DNP						
North Dakota (9/15)							DNP						
San Jose State (9/22)	-	-	-	-	-	-	-	-	2	116	58.0	0	0
at Fresno State (9/29)							DNP						
Hawai'i (10/6)							DNP						
Colorado State (10/13)							DNP						
at Nevada (10/20)							DNP						
UNLV (10/27)							DNP						
at Boise State (11/3)							DNP						
Air Force (11/10)							DNP						
at Wyoming (11/24)							DNP						
2012	0	0	N/A	0	0	N/A	0	0	5	270	54.0	0	0
CAREER	0	0	N/A	0	0	N/A	0	0	5	270	54.0	0	0

OPPONENT	Extra Points			#43 - CHANCE MARDEN - K Field Goals				Total Pts.	Kickoffs				
	Made	Att.	Pct.	Made	Att.	Pct.	Long		No.	Yards	Avg.	TB	OB
at Washington (9/1)							DNP						
Army (9/8)	6	6	1.000	0	2	.000	0	6	0	0	0.0	0	0
North Dakota (9/15)	7	7	1.000	0	1	.000	0	7	0	0	0.0	0	0
San Jose State (9/22)	4	4	1.000	2	2	1.000	41	10	5	252	50.4	0	0
at Fresno State (9/29)	4	5	.800	0	0	N/A	N/A	4	0	0	0.0	0	0
Hawai'i (10/6)	7	7	1.000	1	1	1.000	35	10	0	0	0.0	0	0
Colorado State (10/13)	5	5	1.000	1	1	1.000	34	8	0	0	0.0	0	0
at Nevada (10/20)	2	2	1.000	3	3	1.000	46	11	0	0	0.0	0	0
UNLV (10/27)	3	3	1.000	1	1	1.000	28	6	0	0	0.0	0	0
at Boise State (11/3)	3	3	1.000	0	1	.000	0	3	0	0	0.0	0	0
Air Force (11/10)	4	4	1.000	0	0	N/A	N/A	4	0	0	0.0	0	0
at Wyoming (11/24)	6	6	1.000	0	0	N/A	N/A	6	0	0	0.0	0	0
2012	51	52	.981	8	12	.667	46	75	5	252	50.4	0	0
CAREER	51	52	.981	8	12	.667	46	75	5	252	50.4	0	0

OPPONENT	Extra Points			#17 - SEAMUS MCMORROW - K/P Field Goals				Total Pts.	Kickoffs				
	Made	Att.	Pct.	Made	Att.	Pct.	Long		No.	Yards	Avg.	TB	OB
at Washington (9/1)							DNP						
Army (9/8)	0	0	N/A	0	0	N/A	0	0	7	438	62.6	3	0
North Dakota (9/15)	0	0	N/A	0	0	N/A	0	0	8	500	62.5	6	0
San Jose State (9/22)							DNP						
at Fresno State (9/29)	0	0	N/A	0	0	N/A	0	0	7	435	62.1	2	0
Hawai'i (10/6)	0	0	N/A	0	0	N/A	0	0	9	551	61.2	0	0
Colorado State (10/13)	0	0	N/A	0	0	N/A	0	0	7	446	63.7	4	0
at Nevada (10/20)	0	0	N/A	0	0	N/A	0	0	6	357	59.5	4	0
UNLV (10/27)	0	0	N/A	0	0	N/A	0	0	5	302	60.4	2	1
at Boise State (11/3)	0	0	N/A	0	0	N/A	0	0	4	259	64.8	1	0
Air Force (11/10)	0	0	N/A	0	0	N/A	0	0	5	325	65.0	4	0
at Wyoming (11/24)	0	0	N/A	0	0	N/A	0	0	7	452	64.6	5	1
2012	0	0	N/A	0	0	N/A	0	0	65	4,075	62.7	31	2
CAREER	0	0	N/A	0	0	N/A	0	0	65	4,075	62.7	31	2

GAME-BY-GAME DEFENSIVE STATISTICS

#26 - MARCUS ANDREWS - DB

OPPONENT	U	A	T	TFL	SK	INT	PBU	FF	FR
at UW (9/1)	0	0	0	0.0	0.0	0	1	0	0
Army (9/8)	1	1	2	0.0	0.0	0	0	0	0
UND (9/15)	1	0	1	0.0	0.0	0	0	0	0
SJSU (9/22)	1	0	1	0.0	0.0	0	0	0	1
at FS (9/29)	0	2	2	0.0	0.0	0	0	0	0
Hawai'i (10/6)	0	0	0	0.0	0.0	0	0	0	0
CSU (10/13)	2	1	3	0.0	0.0	0	0	0	0
at Nev. (10/20)	2	1	3	0.0	0.0	0	0	0	0
UNLV (10/27)	2	2	4	0.0	0.0	0	2	0	0
at BSU (11/3)	3	0	3	0.0	0.0	0	0	0	0
AFA (11/10)	3	0	3	0.0	0.0	1	0	0	0
at Wyo. (11/24)	1	0	1	0.0	0.0	0	1	0	0
2010	20	13	33	1.5	0.0	0	5	0	0
2011	14	7	21	1.0	0.0	1	1	1	1
2012	16	7	23	0.0	0.0	1	4	0	1
CAREER	50	27	77	2.5	0.0	2	10	1	2

#44 - ROB ANDREWS - LB

OPPONENT	U	A	T	TFL	SK	INT	PBU	FF	FR
at UW (9/1)	0	0	0	0.0	0.0	0	0	0	0
Army (9/8)	1	0	1	0.0	0.0	0	0	0	0
UND (9/15)	0	0	0	0.0	0.0	0	0	0	0
SJSU (9/22)	0	0	0	0.0	0.0	0	1	0	0
at FS (9/29)	1	2	3	0.0	0.0	0	0	0	0
Hawai'i (10/6)	2	1	3	0.5	0.0	0	0	0	0
CSU (10/13)	2	0	2	0.0	0.0	0	0	0	0
at Nev. (10/20)	2	0	2	0.0	0.0	0	0	0	0
UNLV (10/27)	1	0	1	0.0	0.0	0	0	0	0
at BSU (11/3)	0	0	0	0.0	0.0	0	0	0	0
AFA (11/10)	3	1	4	0.0	0.0	0	0	0	0
at Wyo. (11/24)	1	2	3	0.5	0.0	0	0	0	0
2009	1	1	2	0.0	0.0	0	0	0	0
2010	21	13	34	1.5	1.0	0	2	1	0
2011	10	7	17	1.0	0.0	0	0	1	1
2012	13	6	19	1.0	0.0	0	1	0	0
CAREER	45	27	72	3.5	1.0	0	3	2	1

#90 - EVERETT BEED - DE

OPPONENT	U	A	T	TFL	SK	INT	PBU	FF	FR
at UW (9/1)					DNP				
Army (9/8)	0	0	0	0.0	0.0	0	0	0	0
UND (9/15)	0	0	0	0.0	0.0	0	0	0	0
SJSU (9/22)					DNP				
at FS (9/29)	1	1	2	1.0	0.0	0	0	0	0
Hawai'i (10/6)	0	1	1	0.5	0.0	0	0	0	0
CSU (10/13)	1	0	1	0.0	0.0	0	0	0	0
at Nev. (10/20)	1	0	1	0.0	0.0	0	0	0	0
UNLV (10/27)	0	0	0	0.0	0.0	0	0	0	0
at BSU (11/3)	0	0	0	0.0	0.0	0	0	0	0
AFA (11/10)	1	0	1	1.0	0.0	0	0	0	1
at Wyo. (11/24)	3	1	4	2.0	2.0	0	0	0	0
2011	1	1	2	1.0	1.0	0	0	0	0
2012	7	3	10	4.5	2.0	0	0	0	1
CAREER	8	4	12	5.5	3.0	0	0	0	1

#20 - NAT BERGE - DB

OPPONENT	U	A	T	TFL	SK	INT	PBU	FF	FR
at UW (9/1)	5	3	8	1.0	0.0	0	0	0	1
Army (9/8)	10	4	14	1.0	0.0	0	1	0	0
UND (9/15)	2	2	4	0.0	0.0	0	1	0	0
SJSU (9/22)	5	0	5	0.0	0.0	0	0	0	0
at FS (9/29)	3	3	6	0.0	0.0	0	0	0	0
Hawai'i (10/6)	2	0	2	0.0	0.0	0	1	0	0
CSU (10/13)	4	4	8	0.0	0.0	0	0	0	0
at Nev. (10/20)	13	2	15	0.0	0.0	0	0	0	0
UNLV (10/27)	3	2	5	0.0	0.0	0	0	0	0
at BSU (11/3)	2	3	5	0.0	0.0	1	0	0	0
AFA (11/10)	10	2	12	0.0	0.0	1	0	0	0
at Wyo. (11/24)	3	0	3	0.0	0.0	0	0	0	0
2010	26	13	39	1.0	0.0	1	4	0	1
2011	43	24	67	3.5	0.0	2	5	1	0
2012	62	25	87	2.0	0.0	2	3	0	1
CAREER	131	62	193	6.5	0.0	5	12	1	2

#94 - ROBERT CRAIGHEAD - DT

OPPONENT	U	A	T	TFL	SK	INT	PBU	FF	FR
at UW (9/1)	0	0	0	0.0	0.0	0	0	0	0
Army (9/8)	0	0	0	0.0	0.0	0	0	0	0
UND (9/15)	0	0	0	0.0	0.0	0	0	0	0
SJSU (9/22)					DNP				
at FS (9/29)					DNP				
Hawai'i (10/6)	0	0	0	0.0	0.0	0	0	0	0
CSU (10/13)	0	1	1	0.0	0.0	0	0	0	0
at Nev. (10/20)					DNP				
UNLV (10/27)	1	0	1	0.0	0.0	0	0	0	0
at BSU (11/3)	1	0	1	0.0	0.0	0	0	0	0
AFA (11/10)	0	0	0	0.0	0.0	0	0	0	0
at Wyo. (11/24)	0	0	0	0.0	0.0	0	0	0	0
2012	2	1	3	0.0	0.0	0	0	0	0
CAREER	2	1	3	0.0	0.0	0	0	0	0

#46 - JACOB DRIVER - LB

OPPONENT	U	A	T	TFL	SK	INT	PBU	FF	FR
at UW (9/1)	0	0	0	0.0	0.0	0	0	0	0
Army (9/8)	3	1	4	1.0	0.0	0	0	0	0
UND (9/15)	0	0	0	0.0	0.0	0	0	0	0
SJSU (9/22)	1	1	2	0.0	0.0	0	0	0	0
at FS (9/29)	0	0	0	0.0	0.0	0	0	0	0
Hawai'i (10/6)	1	0	1	0.0	0.0	0	0	0	0
CSU (10/13)	0	1	1	0.0	0.0	0	0	0	0
at Nev. (10/20)	1	0	1	0.0	0.0	0	0	0	0
UNLV (10/27)	0	0	0	0.0	0.0	0	0	0	0
at BSU (11/3)	0	0	0	0.0	0.0	0	0	0	0
AFA (11/10)	0	0	0	0.0	0.0	0	0	0	0
at Wyo. (11/24)					DNP				
2010	2	0	2	0.0	0.0	0	0	0	0
2011	2	3	5	0.0	0.0	0	0	0	0
2012	6	3	9	1.0	0.0	0	0	0	0
CAREER	10	6	16	1.0	0.0	0	0	0	0

#45 - ANDREW FEASTER - LB

OPPONENT	U	A	T	TFL	SK	INT	PBU	FF	FR
at UW (9/1)					DNP				
Army (9/8)					DNP				
UND (9/15)					DNP				
SJSU (9/22)					DNP				
at FS (9/29)					DNP				
Hawai'i (10/6)	0	0	0	0.0	0.0	0	0	0	0
CSU (10/13)	0	0	0	0.0	0.0	0	0	0	0
at Nev. (10/20)	0	0	0	0.0	0.0	0	0	0	0
UNLV (10/27)	0	0	0	0.0	0.0	0	0	0	0
at BSU (11/3)	0	0	0	0.0	0.0	0	0	0	0
AFA (11/10)	0	0	0	0.0	0.0	0	0	0	0
at Wyo. (11/24)	0	0	0	0.0	0.0	0	0	0	0
2011	1	0	1	0.0	0.0	0	0	0	0
2012	0	0	0	0.0	0.0	0	0	0	0
CAREER	1	0	1	0.0	0.0	0	0	0	0

#42 - JAKE FELY - LB

OPPONENT	U	A	T	TFL	SK	INT	PBU	FF	FR
at UW (9/1)	4	3	7	1.0	0.0	0	0	0	0
Army (9/8)	5	0	5	1.0	1.0	0	0	0	0
UND (9/15)	2	0	2	1.0	1.0	0	1	0	0
SJSU (9/22)	3	0	3	0.0	0.0	0	0	0	0
at FS (9/29)	2	1	3	1.0	1.0	0	0	0	1
Hawai'i (10/6)	5	1	6	0.0	0.0	0	0	0	0
CSU (10/13)	9	4	13	3.5	2.0	0	0	0	1
at Nev. (10/20)	8	1	9	0.5	0.0	0	0	0	0
UNLV (10/27)	8	3	11	2.0	2.0	0	0	1	0
at BSU (11/3)	6	1	7	1.0	0.0	0	0	0	0
AFA (11/10)	5	5	10	0.0	0.0	0	0	1	0
at Wyo. (11/24)	7	3	10	0.5	0.0	0	0	0	0
2010	1	1	2	1.5	1.0	0	0	0	0
2011	28	27	55	5.5	1.5	0	0	3	0
2012	64	22	86	11.5	7.0	0	1	2	2
CAREER	93	50	143	18.5	9.5	0	1	5	2

#47 - CODY GALEA - DL

OPPONENT	U	A	T	TFL	SK	INT	PBU	FF	FR
at UW (9/1)	1	1	2	1.0	1.0	0	0	0	0
Army (9/8)	0	0	0	0.0	0.0	0	0	0	0
UND (9/15)	0	1	1	0.5	0.5	0	0	0	0
SJSU (9/22)	1	0	1	0.0	0.0	0	0	0	0
at FS (9/29)	0	1	1	0.5	0.0	0	0	0	0
Hawai'i (10/6)	3	0	3	0.0	0.0	0	0	0	0
CSU (10/13)	1	0	1	0.0	0.0	0	0	0	0
at Nev. (10/20)	2	1	3	0.0	0.0	0	0		

GAME-BY-GAME DEFENSIVE STATISTICS

#37 - VANESS HARRIS - LB

OPPONENT	U	A	T	TFL	SK	INT	PBU	FF	FR
at UW (9/1)	5	0	5	2.0	1.0	0	1	0	0
Army (9/8)	3	1	4	0.0	0.0	0	0	0	0
UND (9/15)	0	1	1	0.0	0.0	0	0	0	0
SJSU (9/22)	0	0	0	0.0	0.0	0	0	0	0
at FS (9/29)	3	1	4	0.0	0.0	0	0	1	0
Hawai'i (10/6)	0	0	0	0.0	0.0	0	0	0	0
CSU (10/13)	2	0	2	0.0	0.0	0	0	0	0
at Nev. (10/20)	5	1	6	2.0	0.0	0	0	0	0
UNLV (10/27)	2	0	2	1.0	1.0	0	0	0	0
at BSU (11/3)	1	0	1	0.0	0.0	0	0	0	0
AFA (11/10)	2	1	3	0.0	0.0	0	0	0	0
at Wyo. (11/24)	1	1	2	1.0	1.0	0	0	0	0
2010	4	0	4	0.0	0.0	0	0	0	0
2011	14	10	24	4.5	0.0	0	0	0	2
2012	24	6	30	6.0	3.0	0	1	1	0
CAREER	42	16	58	10.5	3.0	0	1	1	2

#35 - KING HOLDER - DB

OPPONENT	U	A	T	TFL	SK	INT	PBU	FF	FR
at UW (9/1)	3	0	3	0.0	0.0	0	1	0	0
Army (9/8)	0	1	1	0.5	0.0	0	0	0	0
UND (9/15)	2	0	2	0.0	0.0	0	1	0	0
SJSU (9/22)	0	0	0	0.0	0.0	0	0	0	0
at FS (9/29)	9	0	9	0.0	0.0	0	0	0	0
Hawai'i (10/6)	4	0	4	1.0	0.0	0	1	0	0
CSU (10/13)	1	0	1	0.0	0.0	0	1	0	0
at Nev. (10/20)	2	1	3	0.0	0.0	0	0	0	0
UNLV (10/27)	2	0	2	0.0	0.0	0	0	0	0
at BSU (11/3)	2	0	2	0.0	0.0	0	0	0	0
AFA (11/10)	1	1	2	0.0	0.0	0	0	0	0
at Wyo. (11/24)	2	0	2	0.0	0.0	0	0	0	0
2011	10	1	11	0.0	0.0	0	2	0	0
2012	28	3	31	1.5	0.0	0	4	0	0
CAREER	38	4	42	1.5	0.0	0	6	0	0

#21 - MAHBU KEELS - DB

OPPONENT	U	A	T	TFL	SK	INT	PBU	FF	FR
at UW (9/1)	0	0	0	0.0	0.0	0	0	0	0
Army (9/8)	0	0	0	0.0	0.0	0	0	0	0
UND (9/15)	0	0	0	0.0	0.0	0	0	0	0
SJSU (9/22)	0	0	0	0.0	0.0	0	0	0	0
at FS (9/29)									
Hawai'i (10/6)									
CSU (10/13)									
at Nev. (10/20)									
UNLV (10/27)									
at BSU (11/3)									
AFA (11/10)									
at Wyo. (11/24)									
2011	0	0	0	0.0	0.0	0	0	0	0
2012	0	0	0	0.0	0.0	0	0	0	0
CAREER	0	0	0	0.0	0.0	0	0	0	0

#92 - DAN KOTTMAN - DT

OPPONENT	U	A	T	TFL	SK	INT	PBU	FF	FR
at UW (9/1)									
Army (9/8)	1	0	1	0.0	0.0	0	0	0	0
UND (9/15)	0	0	0	0.0	0.0	0	0	0	0
SJSU (9/22)	1	0	1	0.0	0.0	0	0	0	0
at FS (9/29)	0	0	0	0.0	0.0	0	0	0	0
Hawai'i (10/6)	1	0	1	0.0	0.0	0	0	0	0
CSU (10/13)	0	0	0	0.0	0.0	0	0	0	0
at Nev. (10/20)	0	0	0	0.0	0.0	0	0	0	0
UNLV (10/27)									
at BSU (11/3)									
AFA (11/10)	2	2	4	0.5	0.0	0	0	0	0
at Wyo. (11/24)	1	0	1	1.0	0.0	0	0	0	0
2012	6	2	8	1.5	0.0	0	0	0	0
CAREER	6	2	8	1.5	0.0	0	0	0	0

#16 - DAVID LAMAR - DB

OPPONENT	U	A	T	TFL	SK	INT	PBU	FF	FR
at UW (9/1)	0	0	0	0.0	0.0	0	0	0	0
Army (9/8)	1	0	1	0.0	0.0	0	0	0	0
UND (9/15)	1	0	1	0.0	0.0	0	0	0	0
SJSU (9/22)	0	0	0	0.0	0.0	0	0	0	0
at FS (9/29)	1	0	1	0.0	0.0	0	0	0	0
Hawai'i (10/6)	3	0	3	0.0	0.0	0	0	0	0
CSU (10/13)	0	0	0	0.0	0.0	0	0	0	0
at Nev. (10/20)	0	0	0	0.0	0.0	0	0	0	0
UNLV (10/27)	0	0	0	0.0	0.0	0	0	0	0
at BSU (11/3)	0	0	0	0.0	0.0	0	0	0	0
AFA (11/10)	0	0	0	0.0	0.0	0	0	0	0
at Wyo. (11/24)	0	0	0	0.0	0.0	0	0	0	0
2012	6	0	6	0.0	0.0	0	0	0	0
CAREER	6	0	6	0.0	0.0	0	0	0	0

#50 - DEREK LARGENT - LB

OPPONENT	U	A	T	TFL	SK	INT	PBU	FF	FR
at UW (9/1)	2	3	5	1.0	1.0	0	0	0	0
Army (9/8)	4	1	5	1.0	0.0	0	0	0	1
UND (9/15)	2	2	4	2.0	0.5	0	0	0	0
SJSU (9/22)	2	0	2	0.0	0.0	0	0	0	0
at FS (9/29)	2	1	3	0.0	0.0	0	0	0	0
Hawai'i (10/6)	3	0	3	1.0	1.0	0	1	0	1
CSU (10/13)	5	3	8	0.0	0.0	2	0	0	0
at Nev. (10/20)	3	2	5	1.5	1.0	0	0	0	0
UNLV (10/27)	1	2	3	0.0	0.0	0	1	0	0
at BSU (11/3)	3	2	5	1.0	1.0	0	0	0	0
AFA (11/10)	4	4	8	1.0	1.0	0	0	0	0
at Wyo. (11/24)	4	2	6	1.0	1.0	0	1	1	1
2012	35	22	57	9.5	6.5	2	3	1	3
CAREER	35	22	57	9.5	6.5	2	3	1	3

#6 - GABE LEMON - DB

OPPONENT	U	A	T	TFL	SK	INT	PBU	FF	FR
at UW (9/1)	1	1	2	0.0	0.0	0	0	0	0
Army (9/8)	3	0	3	1.0	0.0	0	0	0	0
UND (9/15)	3	1	4	0.0	0.0	0	1	0	0
SJSU (9/22)	2	0	2	0.0	0.0	0	0	0	0
at FS (9/29)	2	2	4	0.0	0.0	0	0	0	0
Hawai'i (10/6)	0	1	1	0.0	0.0	0	0	0	0
CSU (10/13)	0	1	1	0.5	0.0	0	1	0	0
at Nev. (10/20)									
UNLV (10/27)	1	2	3	0.0	0.0	0	0	0	0
at BSU (11/3)	2	0	2	0.0	0.0	0	0	0	0
AFA (11/10)	3	0	3	0.0	0.0	0	0	0	0
at Wyo. (11/24)	2	1	3	1.0	1.0	0	0	0	0
2010	8	2	10	0.0	0.0	1	1	0	0
2011	22	11	33	0.0	0.0	1	5	0	0
2012	19	9	28	2.5	1.0	0	2	0	0
CAREER	49	22	71	2.5	1.0	2	8	0	0

#2 - LEON MCFADDEN - DB

OPPONENT	U	A	T	TFL	SK	INT	PBU	FF	FR
at UW (9/1)	5	3	8	0.0	0.0	0	0	0	0
Army (9/8)	3	1	4	0.0	0.0	0	0	0	0
UND (9/15)	6	0	6	0.0	0.0	1	2	0	0
SJSU (9/22)	1	0	1	0.0	0.0	1	3	0	0
at FS (9/29)	3	2	5	0.0	0.0	1	1	0	0
Hawai'i (10/6)	4	2	6	1.0	0.0	0	0	1	0
CSU (10/13)	3	0	3	0.0	0.0	0	2	0	0
at Nev. (10/20)	6	0	6	0.0	0.0	0	0	0	0
UNLV (10/27)	4	1	5	0.0	0.0	0	1	0	0
at BSU (11/3)	2	2	4	0.0	0.0	0	1	0	0
AFA (11/10)	5	3	8	1.0	0.0	0	0	0	0
at Wyo. (11/24)	3	0	3	0.0	0.0	0	0	0	0
2009	17	9	26	1.0	1.0	1	0	0	0
2010	38	17	55	7.0	1.0	2	12	0	0
2011	35	11	46	3.0	1.0	2	15	0	0
2012	45	14	59	2.0	0.0	3	10	1	0
CAREER	135	51	186	13.0	3.0	8	37	1	0

#98 - SAM MEREDITH - DT

OPPONENT	U	A	T	TFL	SK	INT	PBU	FF	FR
at UW (9/1)	0	2	2	0.0	0.0	0	0	0	0
Army (9/8)	1	0	1	0.0	0.0	0	0	0	0
UND (9/15)	1	2	3	1.0	1.0	0	0	0	0
SJSU (9/22)	2	1	3	0.0	0.0	0	0	0	0
at FS (9/29)	2	1	3	1.5	0.0	0	0	0	0
Hawai'i (10/6)	2	0	2	0.0	0.0	0	0	0	0
CSU (10/13)	2	2	4	1.0	0.0	0	0	0	0
at Nev. (10/20)	2	0	2	1.0	0.0	0	0	0	0
UNLV (10/27)	0	1	1	0.0	0.0	0	0	0	0
at BSU (11/3)	2	1	3	0.0	0.0	0	0	0	0
AFA (11/10)	2	3	5	0.0	0.0	0	0	0	1
at Wyo. (11/24)	0	2	2	0.0	0.0	0	1	0	0
2011	4	0	4	1.0	0.0	0	0	0	0
2012	16	15	31	4.5	1.0 </				

GAME-BY-GAME DEFENSIVE STATISTICS

#99 - JON SANCHEZ - DL

OPPONENT	U	A	T	TFL	SK	INT	PBU	FF	FR
at UW (9/1)	0	1	1	0.0	0.0	0	0	0	0
Army (9/8)	0	1	1	0.0	0.0	0	0	0	0
UND (9/15)	0	1	1	0.0	0.0	0	0	0	0
SJSU (9/22)	2	0	2	0.0	0.0	0	0	0	0
at FS (9/29)	1	0	1	0.0	0.0	0	0	0	0
Hawai'i (10/6)	4	0	4	1.0	0.0	0	0	0	0
CSU (10/13)	0	1	1	0.0	0.0	0	0	0	0
at Nev. (10/20)	1	0	1	0.0	0.0	0	0	0	0
UNLV (10/27)	1	0	1	0.0	0.0	0	0	0	0
at BSU (11/3)	0	3	3	0.5	0.0	0	0	0	0
AFA (11/10)	1	0	1	0.0	0.0	0	0	0	0
at Wyo. (11/24)	0	2	2	0.5	0.0	0	1	0	0
2012	10	9	19	2.0	0.0	0	1	0	0
CAREER	10	9	19	2.0	0.0	0	1	0	0

#9 - STAN SEDBERRY - DB

OPPONENT	U	A	T	TFL	SK	INT	PBU	FF	FR
at UW (9/1)	0	0	0	0.0	0.0	0	0	0	0
Army (9/8)	0	0	0	0.0	0.0	0	0	0	0
UND (9/15)	0	0	0	0.0	0.0	0	0	0	0
SJSU (9/22)	1	0	1	0.0	0.0	0	0	0	0
at FS (9/29)	0	0	0	0.0	0.0	0	0	0	0
Hawai'i (10/6)	2	0	2	0.0	0.0	0	0	1	0
CSU (10/13)	0	0	0	0.0	0.0	0	0	0	0
at Nev. (10/20)	0	0	0	0.0	0.0	0	0	0	0
UNLV (10/27)	0	0	0	0.0	0.0	0	0	0	0
at BSU (11/3)	0	1	1	0.0	0.0	0	0	0	0
AFA (11/10)	0	0	0	0.0	0.0	0	0	0	0
at Wyo. (11/24)	0	0	0	0.0	0.0	0	0	0	0
2012	3	1	4	0.0	0.0	0	0	1	0
CAREER	3	1	4	0.0	0.0	0	0	1	0

#39 - RENE SILUANO - DB

OPPONENT	U	A	T	TFL	SK	INT	PBU	FF	FR
at UW (9/1)	5	2	7	1.0	0.0	0	0	1	0
Army (9/8)	1	1	2	0.0	0.0	0	0	0	0
UND (9/15)	1	1	2	0.0	0.0	0	0	0	0
SJSU (9/22)	2	1	3	1.0	0.0	0	1	0	0
at FS (9/29)	1	1	2	0.0	0.0	0	0	0	0
Hawai'i (10/6)	1	1	2	0.0	0.0	0	0	0	0
CSU (10/13)	2	1	3	0.0	0.0	0	0	0	0
at Nev. (10/20)	1	1	2	0.0	0.0	0	0	0	0
UNLV (10/27)	0	1	1	0.0	0.0	0	0	0	0
at BSU (11/3)	1	1	2	0.0	0.0	0	0	0	0
AFA (11/10)	2	2	4	0.0	0.0	0	0	0	0
at Wyo. (11/24)	0	1	0	0.0	0.0	0	0	0	0
2010	4	4	8	0.0	0.0	0	0	0	0
2011	23	13	36	1.0	0.0	1	2	1	1
2012	17	14	31	2.0	0-0	0	1	0	0
CAREER	44	31	75	2.0	0.0	0	3	1	1

#36 - NICK TENHAEFF - LB

OPPONENT	U	A	T	TFL	SK	INT	PBU	FF	FR
at UW (9/1)	3	1	4	2.0	0.0	0	0	0	0
Army (9/8)	2	4	6	0.5	0.0	0	0	0	0
UND (9/15)	5	2	7	1.5	0.0	0	0	0	0
SJSU (9/22)	4	0	4	2.0	1.0	0	0	1	0
at FS (9/29)	2	0	2	0.0	0.0	0	0	0	0
Hawai'i (10/6)	2	1	3	1.0	1.0	0	0	0	0
CSU (10/13)	1	1	2	0.0	0.0	0	0	0	0
at Nev. (10/20)	2	0	2	2.0	0.0	0	0	0	0
UNLV (10/27)	2	0	2	0.0	0.0	0	0	0	0
at BSU (11/3)	4	3	7	2.0	1.0	0	0	0	0
AFA (11/10)	4	1	5	0.0	0.0	0	0	0	0
at Wyo. (11/24)	1	0	1	0.0	0.0	0	0	0	0
2010	23	7	30	3.5	2.0	0	0	0	1
2011	32	15	47	1.5	0.0	0	0	1	1
2012	32	13	45	11.0	3.0	0	0	1	0
CAREER	87	35	122	16.0	5.0	0	0	2	2

#59 - JORDAN THOMAS - DL

OPPONENT	U	A	T	TFL	SK	INT	PBU	FF	FR
at UW (9/1)	1	0	1	1.0	0.0	0	0	0	0
Army (9/8)	2	1	3	0.0	0.0	0	0	0	0
UND (9/15)	1	1	2	1.0	1.0	0	0	0	0
SJSU (9/22)	0	0	0	0.0	0.0	0	0	0	0
at FS (9/29)	2	1	3	1.5	0.0	0	0	1	0
Hawai'i (10/6)	0	0	0	0.0	0.0	0	0	0	0
CSU (10/13)	0	0	0	0.0	0.0	0	0	0	0
at Nev. (10/20)	2	3	5	1.0	0.0	0	0	0	0
UNLV (10/27)	0	0	0	0.0	0.0	0	0	0	0
at BSU (11/3)	0	0	0	0.0	0.0	0	0	0	0
AFA (11/10)	1	1	2	0.0	0.0	0	0	0	0
at Wyo. (11/24)	1	0	1	0.0	0.0	0	0	0	0
2010	2	0	2	0.0	0.0	0	0	0	0
2011	14	6	20	3.0	0.0	0	0	0	0
2012	10	7	17	4.5	1.0	0	0	1	0
CAREER	26	13	39	7.5	1.0	0	0	1	0

#91 - FREDERICK TRUJILLO - DE

OPPONENT	U	A	T	TFL	SK	INT	PBU	FF	FR
at UW (9/1)					DNP				
Army (9/8)	0	0	0	0.0	0.0	0	0	0	0
UND (9/15)					DNP				
SJSU (9/22)					DNP				
at FS (9/29)	0	0	0	0.0	0.0	0	0	0	0
Hawai'i (10/6)	0	0	0	0.0	0.0	0	0	0	0
CSU (10/13)	1	0	1	0.0	0.0	0	0	0	0
at Nev. (10/20)	0	1	1	0.0	0.0	0	0	0	0
UNLV (10/27)	0	0	0	0.0	0.0	0	0	0	0
at BSU (11/3)	0	0	0	0.0	0.0	0	0	0	0
AFA (11/10)	1	1	2	1.0	0.0	0	0	0	0
at Wyo. (11/24)	2	0	2	0.0	0.0	0	0	0	0
2009	0	0	0	0.0	0.0	0	0	0	0
2010	3	4	7	1.5	0.0	0	1	1	0
2011	3	2	5	1.0	1.0	0	0	1	0
2012	4	2	6	1.0	0.0	0	0	0	0
CAREER	10	8	18	3.5	1.0	0	1	2	0

#12 - JOSH WADE - DB

OPPONENT	U	A	T	TFL	SK	INT	PBU	FF	FR
at UW (9/1)	1	0	1	0.0	0.0	0	0	0	0
Army (9/8)	1	1	2	0.5	0.0	0	0	0	0
UND (9/15)	1	1	2	0.0	0.0	0	0	0	0
SJSU (9/22)	4	1	5	0.0	0.0	0	0	0	0
at FS (9/29)	0	4	4	0.0	0.0	0	0	0	1
Hawai'i (10/6)	0	0	0	0.0	0.0	0	1	0	0
CSU (10/13)	4	4	8	1.0	0.0	0	0	1	0
at Nev. (10/20)	3	3	6	0.0	0.0	0	0	0	0
UNLV (10/27)	3	0	3	1.0	0.0	0	0	0	0
at BSU (11/3)	2	1	3	0.0	0.0	0	0	0	0
AFA (11/10)	2	1	3	0.0	0.0	0	0	0	0
at Wyo. (11/24)	1	1	2	0.0	0.0	0	0	0	0
2009	8	1	9	0.0	0.0	0	1	0	0
2010	13	13	26	1.5	0.0	1	3	0	0
2012	22	17	39	2.5	0.0	0	1	1	1
CAREER	43	31	74	4.0	0.0	1	5	1	1

#33 - BRANDON WRIGHT - DB

OPPONENT	U	A	T	TFL	SK	INT	PBU	FF	FR
at UW (9/1)	0	0	0	0.0	0.0	0	0	0	0
Army (9/8)	0	0	0	0.0	0.0	0	0	0	0
UND (9/15)	0	0	0	0.0	0.0	0	0	0	0
SJSU (9/22)	1	0	1	0.0	0.0	0	0	0	0
at FS (9/29)	0	0	0	0.0	0.0	0	0	0	0
Hawai'i (10/6)	0	0	0	0.0	0.0	0	0	0	0
CSU (10/13)					DNP				
at Nev. (10/20)	0	0	0	0.0	0.0	0	0	0	0
UNLV (10/27)	0	0	0	0.0	0.0	0	0	0	0
at BSU (11/3)	0	0	0	0.0	0.0	0	0	0	0
AFA (11/10)	0	0	0	0.0	0.0	0	0	0	0
at Wyo. (11/24)	0	0	0	0.0	0.0	0	0	0	0
2012	1	0	1	0.0	0.0	0	0	0	0
CAREER	1	0	1	0.0	0.0	0	0	0	0

2012 SAN DIEGO STATE GAME-BY-GAME

TEAM STATISTICS

Date	Opponent	Rushing				Receiving				Passing				Kick Returns				Punt Returns				tot off
		no.	yds	td	lg	no.	yds	td	lg	cmp-att-int	yds	td	lg	no.	yds	td	lg	no.	yds	td	lg	
Sep 01	at Washington	40	199	1	32	10	128	1	47	10-19-1	128	1	47	4	110	0	51	0	0	0	0	327
Sep 08	ARMY	42	228	4	31	14	215	1	57	14-21-0	215	1	57	2	121	1	96	0	0	0	0	443
Sep 15	NORTH DAKOTA	42	292	3	43	11	241	3	44	11-19-0	241	3	44	5	120	0	39	1	20	0	20	533
Sep 22	SAN JOSE STATE	55	271	2	83	17	213	2	40	17-29-0	213	2	40	6	113	0	25	2	12	0	10	484
Sep 29	at Fresno State	40	179	2	67	13	160	2	37	13-23-3	160	2	37	7	102	0	22	0	0	0	0	339
Oct 06	HAWAII	51	194	5	34	17	218	2	36	17-33-0	218	2	36	2	42	0	24	4	38	0	28	412
Oct 13	COLORADO STATE	38	218	3	51	16	181	2	32	16-22-0	181	2	32	1	27	0	27	0	0	0	0	399
Oct 20	at Nevada	45	152	1	18	17	197	3	30	17-28-0	197	3	30	2	48	0	32	1	8	0	8	349
Oct 27	UNLV	54	275	1	48	13	231	2	52	13-26-1	231	2	52	2	34	0	22	3	22	0	15	506
Nov 03	at Boise State	43	164	2	43	12	105	0	25	12-18-1	105	0	25	4	151	1	100	2	20	0	3	269
Nov 10	AIR FORCE	41	178	2	21	11	90	1	14	11-18-1	90	1	14	3	45	0	25	0	0	0	0	268
Nov 24	at Wyoming	48	400	4	82	19	164	2	20	19-24-1	164	2	20	2	63	0	41	2	-6	0	0	564
SDSU		539	2750	30	83	170	2143	21	57	170-280-8	2143	21	57	40	976	2	100	15	114	0	28	4893
		456	1683	15	64	251	2818	23	70	251-399-11	2818	23	70	41	1002	1	97	12	85	0	25	4501

Games played: 12
 Avg per rush: 5.1
 Avg per catch: 12.6
 Pass efficiency: 144.04
 Kick ret avg: 24.4
 Punt ret avg: 7.6
 All purpose avg/game: 514.6
 Total offense avg/gm: 407.8

Date	Opponent	Tackles				Sacks	Fumble		Pass Defense			Blkd	PAT Attempts									
		ua	a	total	tfl-yds		no-yds	ff	fr-yds	int-yds	qbh		brup	kick	rush	rcv	saf	pts				
Sep 01	at Washington	41	26	67	10.0-32	3.0-20	1	1-0	0-0	0	3	0	0-0	0	0	0	0	0	0	0	0	12
Sep 08	ARMY	54	22	76	7.0-17	1.0-4	0	1-0	2-22	0	1	0	6-6	0	0	0	0	0	0	0	0	42
Sep 15	NORTH DAKOTA	35	16	51	8.0-30	4.0-18	0	0-0	1-28	0	6	0	7-7	0	0	0	0	0	0	0	0	49
Sep 22	SAN JOSE STATE	41	6	47	4.0-14	1.0-7	1	1-0	1-0	0	5	0	4-4	0	0	0	0	0	0	0	0	34
Sep 29	at Fresno State	49	31	80	7.0-23	1.0-9	2	2-0	2-128	3	1	0	4-5	0	0	0	0	0	0	0	0	40
Oct 06	HAWAII	44	14	58	7.0-30	2.0-23	2	3-0	0-0	0	4	0	7-7	0	0	0	0	0	0	0	0	52
Oct 13	COLORADO STATE	49	28	77	7.0-38	3.0-25	1	1-0	2-5	0	4	0	5-5	0	0	0	0	0	0	0	0	38
Oct 20	at Nevada	64	20	84	9.0-22	1.0-8	0	0-0	0-0	0	1	0	2-2	0	2	0	0	0	0	0	0	39
Oct 27	UNLV	38	14	52	5.0-25	4.0-23	1	0-0	0-0	0	5	1	3-3	0	0	0	0	0	0	0	0	24
Nov 03	at Boise State	39	26	65	5.0-12	2.0-4	0	0-0	1-0	0	1	1	3-3	0	0	0	0	0	0	0	0	21
Nov 10	AIR FORCE	57	32	89	6.0-24	2.0-10	2	2-52	2-9	0	0	0	4-4	0	0	0	0	0	0	0	0	28
Nov 24	at Wyoming	40	20	60	9.0-54	6.0-49	1	1-0	0-0	0	4	0	6-6	0	0	0	0	0	0	0	0	42
SDSU		551	255	806	84.0-321	30.0-200	11	12-52	11-192	3	35	2	51-52	0	2	0	0	0	0	0	0	421
		548	244	792	66.0-253	32.0-191	15	12-44	8-134	2	35	1	34-37	0	0	0	0	0	0	0	0	294

Date	Opponent	Punting									Field Goals			Kickoffs				
		no.	yds	avg	long	blkd	tb	fc	50+	i20	md-att	long	blkd	no.	yds	avg	tb	ob
Sep 01	at Washington	3	127	42.3	56	0	0	1	1	1	0-0	0	0	3	154	51.3	0	0
Sep 08	ARMY	4	146	36.5	42	0	1	2	0	1	0-2	0	0	7	438	62.6	3	0
Sep 15	NORTH DAKOTA	2	96	48.0	51	0	0	2	1	1	0-1	0	0	8	500	62.5	6	0
Sep 22	SAN JOSE STATE	4	163	40.8	48	0	0	3	0	1	2-2	41	0	7	368	52.6	0	0
Sep 29	at Fresno State	5	220	44.0	51	0	0	1	2	1	0-0	0	0	7	435	62.1	2	0
Oct 06	HAWAII	6	228	38.0	50	0	1	0	1	1	1-1	35	0	9	551	61.2	0	0
Oct 13	COLORADO STATE	1	37	37.0	37	0	0	0	0	1	1-1	34	0	7	446	63.7	4	0
Oct 20	at Nevada	4	210	52.5	56	0	1	0	4	2	3-3	46	0	6	357	59.5	4	0
Oct 27	UNLV	3	133	44.3	56	0	1	1	1	2	1-1	28	0	5	302	60.4	2	1
Nov 03	at Boise State	3	151	50.3	52	0	0	0	2	2	0-1	0	0	4	259	64.8	1	0
Nov 10	AIR FORCE	5	182	36.4	47	0	2	3	0	1	0-0	0	0	5	335	67.0	4	0
Nov 24	at Wyoming	2	63	31.5	35	0	0	0	0	1	0-0	0	0	7	452	64.6	5	1
SDSU		42	1756	41.8	56	0	6	13	12	15	8-12	46	0	75	4597	61.3	31	2
		49	1860	38.0	55	2	7	13	5	13	6-8	43	0	56	3408	60.9	13	2

2012 OPPONENT GAME-BY-GAME

OPPONENT STATISTICS

Date	Opponent	Rushing				Receiving				Passing				Kick Returns				Punt Returns				tot off
		no.	yds	td	lg	no.	yds	td	lg	cmp-att-int	yds	td	lg	no.	yds	td	lg	no.	yds	td	lg	
Sep 01	at Washington	31	106	1	20	25	222	1	20	25-35-0	222	1	20	3	47	0	19	0	0	0	0	328
Sep 08	ARMY	62	282	1	38	3	50	0	23	3-9-2	50	0	23	4	80	0	30	1	-1	0	0	332
Sep 15	NORTH DAKOTA	27	55	1	17	27	434	4	53	27-50-1	434	4	53	2	22	0	18	0	0	0	0	489
Sep 22	SAN JOSE STATE	23	77	0	12	22	290	4	30	22-32-1	290	4	30	7	253	1	97	0	0	0	0	367
Sep 29	at Fresno State	31	110	2	16	42	536	5	51	42-55-2	536	5	51	5	79	0	22	3	13	0	10	646
Oct 06	HAWAII	30	61	1	22	14	112	1	23	14-28-0	112	1	23	9	223	0	38	2	26	0	25	173
Oct 13	COLORADO STATE	40	121	1	15	24	214	1	26	24-35-2	214	1	26	3	113	0	73	1	7	0	7	335
Oct 20	at Nevada	48	176	2	22	29	304	3	30	29-40-0	304	3	30	1	30	0	30	2	24	0	23	480
Oct 27	UNLV	30	141	1	64	17	159	1	25	17-29-0	159	1	25	2	58	0	34	0	0	0	0	300
Nov 03	at Boise State	30	112	2	24	20	164	1	20	20-31-1	164	1	20	3	62	0	31	3	16	0	7	276
Nov 10	AIR FORCE	68	320	1	36	9	73	0	15	9-19-2	73	0	15	1	24	0	24	0	0	0	0	393
Nov 24	at Wyoming	36	122	2	28	19	260	2	70	19-36-0	260	2	70	1	11	0	11	0	0	0	0	382
Opponents		456	1683	15	64	251	2818	23	70	251-399-11	2818	23	70	41	1002	1	97	12	85	0	25	4501
		539	2750	30	83	170	2143	21	57	170-280-8	2143	21	57	40	976	2	100	15	114	0	28	4893

Games played: 12
 Avg per rush: 3.7
 Avg per catch: 11.2
 Pass efficiency: 135.74
 Kick ret avg: 24.4
 Punt ret avg: 7.1
 All purpose avg/game: 476.8
 Total offense avg/gm: 375.1

Date	Opponent	Tackles			fvl-yds	Sacks		Fumble		Pass Defense			Blkd	PAT Attempts						
		ua	a	total		no-yds	ff	fr-yds	int-yds	qbh	brup	kick		rush	rcv	saf	pts			
Sep 01	at Washington	45	10	55	7.0-27	4.0-23	2	2-44	1-34	0	1	0	0	3-3	0	0	0	0	0	21
Sep 08	ARMY	40	22	62	5.0-16	2.0-11	0	0-0	0-0	0	4	0	0	1-1	0	0	0	0	0	7
Sep 15	NORTH DAKOTA	44	8	52	2.0-9	1.0-6	0	0-0	0-0	0	2	0	0	5-5	0	0	0	0	0	41
Sep 22	SAN JOSE STATE	61	18	79	8.0-33	5.0-29	2	2-0	0-0	0	3	0	0	5-5	0	0	0	0	0	38
Sep 29	at Fresno State	42	20	62	7.0-45	5.0-35	2	2-0	3-17	2	4	1	0	5-6	0	0	0	0	0	52
Oct 06	HAWAII	53	20	73	7.0-31	4.0-27	0	0-0	0-0	0	7	0	0	2-2	0	0	0	0	0	14
Oct 13	COLORADO STATE	36	16	52	2.0-10	2.0-10	1	1-0	0-0	0	1	0	0	2-2	0	0	0	0	0	14
Oct 20	at Nevada	37	42	79	5.0-21	4.0-19	1	0-0	0-0	0	5	0	0	5-5	0	0	0	0	0	38
Oct 27	UNLV	55	20	75	6.0-16	1.0-10	2	2-0	1-0	0	5	0	0	1-2	0	0	0	0	0	13
Nov 03	at Boise State	46	14	60	7.0-20	2.0-7	1	0-0	1-10	0	1	0	0	1-1	0	0	0	0	0	19
Nov 10	AIR FORCE	45	14	59	6.0-19	2.0-14	2	1-0	1-16	0	1	0	0	0-1	0	0	0	0	0	9
Nov 24	at Wyoming	44	40	84	4.0-6	0.0-0	2	2-0	1-57	0	1	0	0	4-4	0	0	0	0	0	28
Opponents		548	244	792	66.0-253	32.0-191	15	12-44	8-134	2	35	1	0	34-37	0	0	0	0	0	294
		551	255	806	84.0-321	30.0-200	11	12-52	11-192	3	35	2	0	51-52	0	2	0	0	0	421

Date	Opponent	Punting							Field Goals			Kickoffs						
		no.	yds	avg	long	blkd	tb	fc	50+	i20	md-att	long	blkd	no.	yds	avg	tb	ob
Sep 01	at Washington	5	186	37.2	49	0	2	1	0	2	0-1	0	0	4	228	57.0	0	0
Sep 08	ARMY	4	174	43.5	55	0	2	1	1	1	0-0	0	0	2	122	61.0	0	0
Sep 15	NORTH DAKOTA	2	87	43.5	51	0	0	0	1	0	2-2	43	0	8	506	63.2	2	1
Sep 22	SAN JOSE STATE	4	165	41.2	45	0	1	0	0	1	1-1	43	0	7	434	62.0	1	0
Sep 29	at Fresno State	3	126	42.0	47	0	0	2	0	1	1-1	27	0	9	563	62.6	2	0
Oct 06	HAWAII	7	301	43.0	54	0	0	3	1	1	0-0	0	0	3	185	61.7	0	1
Oct 13	COLORADO STATE	1	46	46.0	46	0	0	1	0	1	0-0	0	0	3	195	65.0	2	0
Oct 20	at Nevada	4	133	33.2	55	0	1	1	1	0	1-1	36	0	6	350	58.3	3	0
Oct 27	UNLV	7	254	36.3	50	1	0	2	1	3	0-0	0	0	3	188	62.7	1	0
Nov 03	at Boise State	5	135	27.0	45	1	1	0	0	0	0-0	0	0	4	247	61.8	0	0
Nov 10	AIR FORCE	2	77	38.5	42	0	0	1	0	1	1-2	22	0	3	130	43.3	0	0
Nov 24	at Wyoming	5	176	35.2	46	0	0	1	0	2	0-0	0	0	4	260	65.0	2	0
Opponents		49	1860	38.0	55	2	7	13	5	13	6-8	43	0	56	3408	60.9	13	2
		42	1756	41.8	56	0	6	13	12	15	8-12	46	0	75	4597	61.3	31	2

SAN DIEGO STATE PARTICIPATION

PARTICIPATION CHART

No.	Name		UW	Army	ND	SJSU	FS	UH	CSU	Nev.	UNLV	BS	AFA	Wyo.
77	Alesi, Joel	●	x	-	-	x	-	-	-	-	-	-	-	-
26	Andrews, Marcus		x	x	x	x	x	x	GS (WAR)	GS (WAR)	GS (WAR)	GS (WAR)	GS (WAR)	GS (WAR)
44	Andrews, Rob		x	x	x	x	x	x	x	x	x	x	x	x
90	Beed, Everett		-	x	-	-	x	x	x	x	x	x	x	x
31	Bell, Tony	●	-	-	-	-	-	-	-	x	x	-	-	-
20	Berhe, Nat		GS (AZ)	GS (AZ)	GS (AZ)	GS (AZ)	GS (AZ)	GS (AZ)	GS (AZ)	GS (AZ)	GS (AZ)	GS (AZ)	GS (AZ)	GS (AZ)
19	Butler, Brice	■●	x	x	x	x	GS (WR)	GS (WR)	GS (WR)	GS (WR)	GS (WR)	GS (WR)	GS (WR)	GS (WR)
94	Craighead, Robert	●	x	x	x	-	-	x	x	-	x	x	-	x
10	Denso, Dylan		x	x	-	x	x	x	x	GS (WR)	x	x	x	x
64	Dilley, Zack	■●	GS (RT)	GS (RT)	GS (RT)	GS (RT)	GS (RT)	GS (RT)	GS (RT)	GS (RT)	GS (RT)	GS (RT)	GS (RT)	GS (RT)
6	Dingwell, Adam	■	x	x	x	x	x	x	x	x	GS (QB)	GS (QB)	GS (QB)	GS (QB)
46	Driver, Jacob		x	x	x	x	x	x	x	x	x	x	x	-
68	Embernate, Nik		GS (RG)	GS (RG)	GS (RG)	GS (RG)	GS (RG)	GS (RG)	GS (RG)	GS (RG)	GS (RG)	GS (RG)	GS (RG)	GS (RG)
88	Escobar, Gavin		GS (TE)	x	GS (TE)	GS (TE)	x	x	x	GS (TE)	x	GS (TE)	x	x
45	Feaster, Andrew		-	-	-	-	-	x	x	x	x	x	x	x
42	Fely, Jake		GS (MLB)	GS (MLB)	GS (MLB)	GS (MLB)	GS (MLB)	GS (MLB)	GS (MLB)	GS (MLB)	GS (MLB)	GS (MLB)	GS (MLB)	GS (MLB)
49	Feer, Wes	●	x	-	-	x	-	-	-	-	-	-	-	-
47	Galea, Cody	■	x	x	x	x	GS (LE)	GS (LE)	GS (LE)	GS (LE)	GS (LE)	GS (LE)	GS (LE)	GS (LE)
7	Garrett, Dwayne		x	x	x	x	x	x	x	-	x	x	x	x
66	Gauld, Riley		x	x	x	-	x	GS (LG)	GS (LG)	GS (LG)	GS (LG)	GS (LG)	GS (LG)	-
48	Gavert, Josh	■	x	x	x	x	GS (LB)	x	x	x	x	x	x	x
31	Gordert, Chris		-	x	-	-	-	x	x	x	x	x	x	x
65	Gordon, Japheth	■	GS (LG)	GS (LG)	GS (LG)	GS (LG)	GS (LG)	-	-	-	-	-	-	GS (LG)
38	Graves, Scott	●	x	x	x	x	x	x	x	x	x	x	x	x
72	Greene, Darrell	●	-	x	-	-	-	x	-	-	-	-	-	-
30	Guillory, Darius	●	x	x	x	x	x	x	x	x	x	x	x	x
37	Harris, Vaness		GS (LB)	GS (LB)	GS (LB)	GS (LB)	GS (LB)	GS (LB)	GS (LB)	x	x	x	x	x
86	Hazely, Jemond	●	-	x	-	-	x	x	x	x	x	-	-	-
76	Henkel, Jonathan	●	-	-	-	-	-	-	x	-	-	-	-	-
89	Hewitt, Hunter		-	x	-	-	-	x	x	-	-	-	-	x
35	Holder, King	■	x	x	x	x	x	GS (CB)	x	x	x	x	x	x
71	Johnson, Alec		GS (C)	GS (C)	GS (C)	GS (C)	GS (C)	GS (C)	GS (C)	GS (C)	GS (C)	GS (C)	GS (C)	GS (C)
5	Katz, Ryan	■●	GS (QB)	GS (QB)	GS (QB)	GS (QB)	GS (QB)	GS (QB)	GS (QB)	GS (QB)	-	-	-	-
34	Kazee, Walter		GS (RB)	x	x	x	x	x	x	x	x	x	x	x
21	Keels, Mahbu		x	x	x	x	-	-	-	-	-	-	-	-
92	Kottman, Dan	●	-	x	x	x	x	x	x	x	-	-	x	x
16	Lamar, David	●	x	x	x	x	x	x	x	x	x	x	x	x
50	Largent, Derek	■●	x	x	x	x	x	x	x	GS (LB)	GS (LB)	GS (LB)	GS (LB)	GS (LB)
6	Lemon, Gabe		x	x	x	x	GS (WAR)	GS (WAR)	-	x	x	x	x	x
24	Lockett, Colin		GS (WR)	GS (WR)	x	GS (WR)	x	-	x	x	x	GS (WR)	GS (WR)	GS (WR)
43	Marden, Chance	●	-	x	x	x	x	x	x	x	x	x	x	x
2	McFadden, Leon		GS (CB)	GS (CB)	GS (CB)	GS (CB)	GS (CB)	GS (CB)	GS (CB)	GS (CB)	GS (CB)	GS (CB)	GS (CB)	GS (CB)
17	McMorrow, Seamus	●	-	x	x	-	x	x	x	x	x	x	x	x
98	Meredith, Sam		GS (DT)	GS (DT)	GS (DT)	GS (DT)	GS (DT)	GS (DT)	GS (DT)	GS (DT)	GS (DT)	GS (DT)	GS (DT)	GS (DT)
51	Miller, Jimmy		-	x	-	x	-	x	x	-	-	-	x	-
4	Muema, Adam		GS (RB)	GS (RB)	GS (RB)	GS (RB)	GS (RB)	GS (RB)	GS (RB)	GS (RB)	GS (RB)	GS (RB)	GS (RB)	GS (RB)
97	Onuoha, Dontrell	■	GS (LE)	GS (LE)	GS (LE)	GS (LE)	-	-	-	-	-	-	-	-
60	Overbaugh, Jeff	●	x	x	x	x	x	x	x	x	x	x	x	x
27	Pinkins, Eric		GS (WAR)	GS (WAR)	GS (WAR)	GS (WAR)	GS (WAR)	x	x	GS (WAR)	GS (WAR)	GS (WAR)	GS (WAR)	GS (WAR)
22	Price, Chase	●	x	x	x	x	x	x	x	x	x	x	x	x
78	Quigley, Bryce		GS (LT)	GS (LT)	GS (LT)	GS (LT)	GS (LT)	GS (LT)	GS (LT)	GS (LT)	GS (LT)	GS (LT)	GS (LT)	GS (LT)
44	Roberts, Adam	■	x	GS (TE)	x	GS (TE)	GS (TE)	GS (TE)	GS (TE)	x	GS (TE)	x	GS (TE)	GS (TE)
69	Rodriguez, Paul	●	-	x	-	-	-	x	x	-	-	-	-	-
13	Romain, Pierre	●	x	x	x	x	x	x	x	x	x	x	x	x
3	Ruffin, Ezell	■●	GS (WR)	GS (WR)	GS (WR)	x	x	x	-	x	x	x	x	x
99	Sanchez, Jon		x	x	x	x	x	x	x	x	x	x	x	x
18	Sandifer, Dominique		x	x	GS (WR)	GS (WR)	x	GS (WR)	GS (WR)	GS (WR)	-	-	-	x
9	Sedberry, Stan	●	x	x	x	x	x	x	x	x	x	x	x	x
85	Shields, D.J.		x	x	GS (TE)	x	GS (TE)	x	x	x	x	GS (TE)	GS (TE)	x
39	Silvano, Rene	■	GS (WAR)	GS (WAR)	GS (WAR)	GS (WAR)	GS (WAR)	GS (WAR)	x	x	x	x	x	x
73	Smith, Jordan	■●	-	x	x	x	x	x	x	x	GS (TE)	x	x	x
36	Tenhaeff, Nick	■	GS (LB)	GS (LB)	GS (LB)	GS (LB)	x	GS (LB)	GS (LB)	GS (LB)	GS (LB)	GS (LB)	GS (LB)	GS (LB)
59	Thomas, Jordan		GS (RE)	GS (RE)	GS (RE)	GS (RE)	GS (RE)	GS (RE)	GS (RE)	GS (RE)	GS (RE)	GS (RE)	GS (RE)	GS (RE)
91	Trujillo, Frederick		-	x	-	-	x	x	x	x	x	x	x	x
41	Vizzi, Tim	●	x	x	x	x	x	x	x	x	x	x	x	x
12	Wade, Josh		GS (CB)	GS (CB)	GS (CB)	GS (CB)	GS (CB)	x	GS (CB)	GS (CB)	GS (CB)	GS (CB)	GS (CB)	GS (CB)
33	Wright, Brandon	●	x	x	x	x	x	x	-	x	x	x	x	x
40	Young, Chad		x	GS (FB)	x	x	GS (FB)	GS (FB)	GS (FB)	x	GS (FB)	x	x	GS (FB)

■ - made first career San Diego State start this season. ● - made first career San Diego State appearance this season. Bold player name indicates played in every game this season. Bold player name in red indicates player has started every game this season.

SAN DIEGO STATE STARTERS/PARTICIPATION

OFFENSIVE STARTERS

Position	Washington	Army	North Dakota	San Jose St.	Fresno St.	Hawai'i	Colorado St.	Nevada	UNLV	Boise St.	Air Force	Wyoming
LT	Quigley	Quigley	Quigley	Quigley	Quigley	Quigley	Quigley	Quigley	Quigley	Quigley	Quigley	Quigley
LG	Gordon	Gordon	Gordon	Gordon	Gordon	Gauld	Gauld	Gauld	Gauld	Gauld	Gauld	Gordon
C	Johnson	Johnson	Johnson	Johnson	Johnson	Johnson	Johnson	Johnson	Johnson	Johnson	Johnson	Johnson
RG	Embernate	Embernate	Embernate	Embernate	Embernate	Embernate	Embernate	Embernate	Embernate	Embernate	Embernate	Embernate
RT	Dilley	Dilley	Dilley	Dilley	Dilley	Dilley	Dilley	Dilley	Dilley	Dilley	Dilley	Dilley
TE	Escobar	Roberts	Escobar	Escobar	Shields	Roberts	Roberts	Escobar	Roberts	Escobar	Roberts	Roberts
TE			Shields	Roberts	Roberts				Smith	Shields	Shields	
QB	Katz	Katz	Katz	Katz	Katz	Katz	Katz	Katz	Dingwell	Dingwell	Dingwell	Dingwell
RB	Muema	Muema	Muema	Muema	Muema	Muema	Muema	Muema	Muema	Muema	Muema	Muema
RB	Kazee											
FB		Young			Young	Young	Young		Young			Young
WR	Ruffin	Ruffin	Ruffin	Sandifer	Butler	Butler	Butler	Butler	Butler	Butler	Butler	Butler
WR	Lockett	Lockett	Sandifer	Lockett		Sandifer	Sandifer	Sandifer		Lockett	Lockett	Lockett
WR								Denso				

DEFENSIVE STARTERS

Position	Washington	Army	North Dakota	San Jose St.	Fresno St.	Hawai'i	Colorado St.	Nevada	UNLV	Boise St.	Air Force	Wyoming
DE	Onuoha	Onuoha	Onuoha	Onuoha	Thomas	Thomas	Thomas	Thomas	Thomas	Thomas	Thomas	Thomas
DT	Meredith	Meredith	Meredith	Meredith	Meredith	Meredith	Meredith	Meredith	Meredith	Meredith	Meredith	Meredith
DE	Thomas	Thomas	Thomas	Thomas	Galea	Galea	Galea	Galea	Galea	Galea	Galea	Galea
LB	Tenhaeff	Tenhaeff	Tenhaeff	Tenhaeff	Gavert	Tenhaeff	Tenhaeff	Tenhaeff	Tenhaeff	Tenhaeff	Tenhaeff	Tenhaeff
MLB	Fely	Fely	Fely	Fely	Fely	Fely	Fely	Fely	Fely	Fely	Fely	Fely
LB	Harris	Harris	Harris	Harris	Harris	Harris	Harris	Largent	Largent	Largent	Largent	Largent
CB	McFadden	McFadden	McFadden	McFadden	McFadden	McFadden	McFadden	McFadden	McFadden	McFadden	McFadden	McFadden
WAR	Silvano	Silvano	Silvano	Silvano	Silvano	Silvano	Andrews	Andrews	Andrews	Andrews	Andrews	Andrews
AZT	Berhe	Berhe	Berhe	Berhe	Berhe	Berhe	Berhe	Berhe	Berhe	Berhe	Berhe	Berhe
WAR	Pinkins	Pinkins	Pinkins	Pinkins	Pinkins	Lemon	Lemon	Pinkins	Pinkins	Pinkins	Pinkins	Pinkins
CB	Wade	Wade	Wade	Wade	Wade	Holder	Wade	Wade	Wade	Wade	Wade	Wade

SPECIALISTS STARTERS

Position	Washington	Army	North Dakota	San Jose St.	Fresno St.	Hawai'i	Colorado St.	Nevada	UNLV	Boise St.	Air Force	Wyoming
KO	Feer	McMorrow	McMorrow	Feer	McMorrow	McMorrow	McMorrow	McMorrow	McMorrow	McMorrow	McMorrow	McMorrow
PK	NA	Marden	Marden	Marden	Marden	Marden	Marden	Marden	Marden	Marden	Marden	Marden
Holder	NA	Dingwell	Dingwell	Dingwell	Dingwell	Dingwell	Dingwell	Dingwell	Dingwell	Dingwell	Dingwell	Dingwell
Punter	Alesi	McMorrow	McMorrow	Alesi	McMorrow	McMorrow	McMorrow	McMorrow	McMorrow	McMorrow	McMorrow	McMorrow
LS	Overbaugh	Overbaugh	Overbaugh	Overbaugh	Overbaugh	Overbaugh	Overbaugh	Overbaugh	Overbaugh	Overbaugh	Overbaugh	Overbaugh
KOR	Lockett	Lockett	Lockett	Lockett	Lockett	Wright	Lockett	Lockett	Lockett	Lockett	Lockett	Lockett
	Wright	Wright	Wright	Wright	Wright	Price	Wright	Wright	Wright	Wright	Wright	Wright
PR	McFadden	Silvano	Vizzi	Vizzi	Vizzi	Vizzi	Silvano	Vizzi	Vizzi	Vizzi	Vizzi	Silvano

PARTICIPATION CHART

	UW	Army	ND	SJSU	FS	UH	CSU	Nev.	UNLV	BS	AF	Wyo.
Dressed	68	112	112	112	64	63	62	64	64	64	62	64
Played	53	63	54	55	55	60	59	55	56	53	55	54
Seniors	11	16	12	12	13	16	16	14	13	12	14	12
Juniors	18	17	16	18	18	16	16	16	16	16	16	17
Sophomores	15	15	14	15	12	13	13	13	13	14	14	13
Freshmen (RS/True)	9 (8/1)	15 (12/3)	12 (9/3)	10 (8/2)	12 (9/3)	15 (12/3)	14 (11/3)	12 (9/3)	13 (11/2)	11 (9/2)	11 (8/3)	12 (9/3)
Started	22	22	22	22	22	22	22	22	22	22	22	22
Seniors	6	5	7	6	7	7	8	8	6	7	7	5
Juniors	10	10	9	10	8	8	8	8	7	8	7	9
Sophomores	6	7	6	6	7	7	6	6	8	7	8	8
Freshmen (RS/True)	0 (0/0)	0 (0/0)	0 (0/0)	0 (0/0)	0 (0/0)	0 (0/0)	0 (0/0)	0 (0/0)	1 (1/0)	0 (0/0)	0 (0/0)	0/0
Making SDSU Debut	16	7	0	0	0	0	1	1	0	0	0	0
Making 1st SDSU Start	7	1	0	0	3	1	0	1	2	0	0	0

AZTEC CAREER START CHART

Player, Pos.	Yr.	Career Starts	Consecutive Starts	Yearly Total			Player, Pos.	Yr.	Career Starts	Consecutive Starts	2012	Yearly Total			
				2011	2010	2009						2011	2010	2009	
Nik Embernate, OL	Sr.	45	16	12	12	13	8	Gabe Lemon, DB	Jr.	11	0	2	9	0	-
Leon McMadden, DB	Sr.	44	38	12	13	13	6	Vanness Harris, LB	Jr.	9	0	7	2	0	-
Alec Johnson, OL	Sr.	41	38	12	13	13	3	Brice Butler, WR	Sr.	8	8	8	-	-	-
Nat Berhe, DB	Jr.	27	26	12	13	2	-	Cody Galea, DL	So.	8	8	8	-	-	-
Jake Fely, LB	So.	25	25	12	13	-	-	Adam Roberts, TE	So.	8	2	8	0	-	-
Bryce Quigley, OL	Jr.	24	13	12	10	2	-	Ryan Katz, QB	Sr.	8	0	8	-	-	-
Gavin Escobar, TE	Jr.	23	0	6	6	12	-	D.J. Shields, TE	Sr.	8	0	4	0	3	1
Jordan Thomas, DL	Jr.	20	12	12	8	0	-	Riley Gauld, OL	Sr.	7	0	6	1	-	-
Colin Lockett, WR	Jr.	17	3	6	11	0	-	Walter Kazee, RB	Sr.	7	0	1	0	2	4
Chad Young, FB	Jr.	17	1	6	11	0	-	Japheth Gordon, OL	Jr.	6	1	6	0	0	-
Marcus Andrews, DB	Jr.	15	6	6	8	1	-	Rene Silvano, DB	Jr.	6	0	6	0	0	-
Dominique Sandifer, WR	Sr.	15	0	5	-	6	4	Derek Largent, LB	So.	5	5	5	-	-	-
Adam Muema, RB	So.	13	12	12	1	-	-	Dontrell Onuoha, DL	So.	5	0	4	1	-	-
Josh Wade, DB	Sr.	13	6	11	-	2	0	Adam Dingwell, QB	So.	4	4	4	0	-	-
Zack Dilley, OL	So.	12	12	12	0	-	-	Rob Andrews, LB	Sr.	3	0	0	0	3	0
Sam Meredith, DT	So.	12	12	12	0	-	-	Ezell Ruffin, WR	So.	3	0	3	-	-	-
Dylan Denso, WR	Jr.	12	0	1	11	0	-	Josh Gavert, LB	So.	1	0	1	-	-	-
Nick Tenhaeff, LB	Jr.	11	7	11	0	0	-	King Holder, DB	So.	1	0	1	0	-	-
Eric Pinkins, DB	Jr.	11	5	10	1	-	0	Jordan Smith, OL	Fr.	1	0	1	-	-	-

MISCELLANEOUS STATS

OFFENSE

SEASON / RUSHING

Name	Team Leader -----			Games With -----								Cons. Games With ----			Season Total -----				
	Att.	Yds.	TDs	10 att.	20 att.	100-yd	150-yd	200-yd	1+TD	2+TD	3+TD	Att.	TD	2+TD	1stDN	20+	30+	40+	50+
Adam Dingwell	-	-	-	1	-	-	-	-	1	-	-	5	-	-	10	1	-	-	-
Gavin Escobar	-	-	-	-	-	-	-	-	-	-	-	1	-	-	1	-	-	-	-
Dwayne Garrett	-	-	-	-	-	-	-	-	-	-	-	-	-	-	2	-	-	-	-
Jemond Hazely	-	-	-	-	-	-	-	-	-	-	-	-	-	-	-	-	-	-	-
Ryan Katz	2	2	1	3	-	-	-	-	2	1	-	-	-	-	17	4	3	3	1
Walter Kazee	6	2	6	8	2	3	-	-	6	2	-	12	-	-	44	7	2	1	-
Colin Lockett	-	-	-	-	-	-	-	-	-	-	-	1	-	-	3	-	-	-	-
Adam Muema	8	8	7	12	5	6	2	2	10	4	1	12	3	2	59	10	8	6	3
Chase Price	-	-	-	-	-	-	-	-	1	-	-	1	-	-	6	-	-	-	-
Ezell Ruffin	-	-	-	-	-	-	-	-	-	-	-	-	-	-	2	-	-	-	-
Dominique Sandifer	-	-	-	-	-	-	-	-	-	-	-	-	-	-	-	-	-	-	-
Tim Vizzi	-	-	-	-	-	-	-	-	-	-	-	-	-	-	1	-	-	-	-
Chad Young	-	-	-	-	-	-	-	-	-	-	-	-	-	-	-	-	-	-	-

CAREER / RUSHING

Name	Team Leader -----			Games With -----								Cons. Games With ----			Career Total -----				
	Att.	Yds.	TDs	10 att.	20 att.	100-yd	150-yd	200-yd	1+TD	2+TD	3+TD	Att.	TD	2+TD	1stDN	20+	30+	40+	50+
Adam Dingwell	-	-	-	1	-	-	-	-	1	-	-	5	-	-	10	1	-	-	-
Gavin Escobar	-	-	-	-	-	-	-	-	-	-	-	1	-	-	1	-	-	-	-
Dwayne Garrett	-	-	-	-	-	-	-	-	-	-	-	-	-	-	3	-	-	-	-
Jemond Hazely	-	-	-	-	-	-	-	-	-	-	-	-	-	-	-	-	-	-	-
*Ryan Katz	2	2	2	5	-	-	-	-	4	1	-	-	-	-	35	4	3	3	1
Walter Kazee	9	6	10	16	3	5	-	-	13	3	1	12	-	-	88	12	5	4	-
Colin Lockett	-	-	-	-	-	-	-	-	-	-	-	1	-	-	6	3	1	1	-
Adam Muema	9	9	9	14	5	7	2	2	12	5	1	18	3	2	67	13	8	8	4
Chase Price	-	-	-	-	-	-	-	-	1	-	-	1	-	-	6	-	-	-	-
Adam Roberts	-	-	-	-	-	-	-	-	-	-	-	-	-	-	-	-	-	-	-
Ezell Ruffin	-	-	-	-	-	-	-	-	-	-	-	-	-	-	2	-	-	-	-
Dominique Sandifer	-	-	-	-	-	-	-	-	-	-	-	-	-	-	1	-	-	-	-
Tim Vizzi	-	-	-	-	-	-	-	-	-	-	-	-	-	-	1	-	-	-	-
Chad Young	-	-	-	-	-	-	-	-	2	-	-	-	-	-	4	-	-	-	-

* - includes stats at Oregon State

SEASON / RECEIVING

Name	Team Leader -----			Games With -----								Cons. Games With ----			Season Total -----				
	Rec.	Yds.	TDs	1+ rec.	2+ rec.	5+rec.	100-yd	150-yd	1+TD	2+TD	3+TD	Rec.	2+Rec.	TD	1stDN	20+	30+	40+	50+
Brice Butler	2	-	4	10	6	-	-	-	-	-	-	10	1	-	18	4	3	2	-
Dylan Denso	-	-	-	3	1	-	-	-	-	-	-	-	-	-	4	2	-	-	-
Gavin Escobar	7	3	5	11	10	5	2	-	5	1	-	1	1	1	23	10	4	1	1
Walter Kazee	-	-	-	6	1	-	-	-	-	-	-	2	-	-	2	-	-	-	-
Colin Lockett	1	3	3	10	5	-	-	-	3	-	-	1	1	-	11	5	3	1	-
Adam Muema	-	-	1	7	1	-	-	-	1	-	-	4	1	-	3	3	2	-	-
Adam Roberts	-	-	1	2	-	-	-	-	1	-	-	1	-	1	1	-	-	-	-
Ezell Ruffin	3	4	-	6	4	1	1	-	-	-	-	-	-	-	13	5	4	1	1
Dominique Sandifer	2	2	-	7	4	1	-	-	1	-	-	-	-	-	13	1	-	-	-
D.J. Shields	1	-	1	3	2	-	-	-	1	-	-	1	1	-	4	-	-	-	-
Tim Vizzi	-	-	1	7	1	-	-	-	1	-	-	3	-	-	3	1	1	1	-
Chad Young	1	-	3	10	5	-	-	-	3	-	-	3	-	-	1	1	-	-	-

CAREER / RECEIVING

Name	Team Leader -----			Games With -----								Cons. Games With ----			Career Total -----				
	Rec.	Yds.	TDs	1+ rec.	2+ rec.	5+rec.	100-yd	150-yd	1+TD	2+TD	3+TD	Rec.	2+Rec.	TD	1stDN	20+	30+	40+	50+
*Brice Butler	2	2	7	25	15	1	-	-	7	-	-	10	1	-	42	13	5	2	-
Dylan Denso	7	4	2	18	11	6	1	-	2	1	-	-	-	-	39	11	3	1	-
Gavin Escobar	16	8	12	34	29	10	4	-	14	3	-	1	1	1	78	30	12	4	2
Walter Kazee	-	-	-	22	4	-	-	-	-	-	-	2	-	-	11	3	-	-	-
Colin Lockett	9	7	8	23	18	5	3	-	9	1	1	1	1	-	55	14	10	6	3
Adam Muema	-	-	1	9	1	-	-	-	2	-	-	4	1	-	3	3	2	-	-
Osmond Nicholas	-	-	-	2	1	-	-	-	-	-	-	-	-	-	2	-	-	-	-
Bryce Quigley	1	-	-	9	3	-	-	-	1	-	-	-	-	-	9	1	-	-	-
Adam Roberts	-	-	1	3	-	-	-	-	-	-	-	1	-	1	1	-	-	-	-
Ezell Ruffin	3	4	-	6	4	1	1	-	-	-	-	-	-	-	13	5	4	1	1
Dominique Sandifer	3	3	1	27	16	4	-	-	3	-	-	-	-	-	44	9	2	-	-
D.J. Shields	1	-	1	11	7	-	-	-	2	-	-	1	1	-	10	2	-	-	-
Tim Vizzi	-	-	1	7	1	-	-	-	1	-	-	3	-	-	3	1	1	1	-
Chad Young	1	-	4	17	11	-	-	-	4	-	-	3	-	-	3	1	-	-	-

* - includes stats at USC

MISCELLANEOUS STATS, cont.

MISCELLANEOUS

Game	Coin Toss	KO/Receive	1st Off. Play	1st Off. Poss.	1st Def. Poss.	Game Time	Game Length	Jersey	Pants	Result
at Washington	UW won, def.	Receive	Muema rush	Interception	Touchdown	7:37 p.m. PT	2:55	White	Black	L, 12-21
Army	Army won, def.	Receive	Muema rush	Touchdown	Downs	4:40 p.m. PT	2:51	Black	Black	W, 42-7
North Dakota	SDSU won, acc.	Receive	Muema rush	Punt	Interception	5:05 p.m. PT	3:21	Black	Black	W, 49-41
San Jose State	SDSU won, acc.	Receive	Katz rush	Punt	Punt	5:05 p.m. PT	3:03	Black	Black	L, 34-38
at Fresno State	SDSU won, acc.	Receive	Muema rush	Punt	Downs	7:07 p.m. PT	3:26	White	Black	L, 40-52
Hawai'i	Hawai'i won, def.	Receive	Muema rush	Punt	Punt	5:04 p.m. PT	3:28	Black	Black	W, 52-14
Colorado State	SDSU won, acc.	Receive	Muema rush	Touchdown	Touchdown	3:45 p.m. PT	2:45	Black	Black	W, 38-14
at Nevada	Nevada won, def.	Receive	Muema rush	Punt	Punt	7:35 p.m. PT	3:37	White	Black	W, 39-38 (ot)
UNLV	UNLV won, def.	Receive	Muema rush	Punt	Touchdown	5:05 p.m. PT	2:55	Black	Black	W, 24-13
at Boise State	BSU won, def.	Receive	Muema rush	Punt	Touchdown	8:34 p.m. MT	3:06	White	Black	W, 21-19
Air Force	AFA won, def.	Receive	Muema rush	Punt	Touchdown	12:35 p.m. PT	2:50	Black	Black	W, 28-9
at Wyoming	SDSU won, acc.	Receive	Dingwell to Lockett	Fumble	Punt	1:36 p.m. MT	3:12	White	Black	W, 42-28

AVERAGE STARTING FIELD POSITION

Category	San Diego State	Opponents
Drives Started	140	146
Cumulative Starting Yardline	4,363	4,322
Average Field Position	31.16	29.60
Drives Started in Opponent Territory	20	17
Scores/Touchdowns, Field Goals	14/12, 2	11/10, 1
Points	90	71
Drives Started Inside/At Own 25	72 (54/18)	85 (52/33)
Points Scored (TD/FGs)	150 (20/4)	153 (21/3)

* - kickoff returns for a touchdown not included; & - overtime possessions not included.

SAN DIEGO STATE POSSESSIONS

Game	Poss.	TD	FG	MFG	Punt	TO	Clock	Downs	3&Out*	PPP^
at Washington	11	2	0	0	3	3	2	1	3	1.09
Army	11	5+	0	2	4	0	0	0	2	2.73
North Dakota	11	6+	0	1	2	0	1	1	1	3.27
San Jose State	12	4	2	0	4	1	0	1	2	2.50
at Fresno State	15	4+	0	0	5	5	0	1	6	1.60
Hawai'i	15	7	1	0	6	0	1	0	3	3.00
Colorado State	11	5	1	0	1	1	2	1	2	3.00
at Nevada	12&	4	3	0	4	0	1	0	3	2.75
UNLV	11	3	1	0	3	3	1	0	3	1.91
at Boise State	9	2+	0	1	3	1	1	1	0	1.33
Air Force	12	3+	0	0	5	2	2	0	5	2.00
at Wyoming	11	6	0	0	2	3	0	0	2	3.27
TOTALS	141	51	8	4	42	19	11	6	32	2.38

* - less if there is a turnover or end of half; must not have earned a first down or scored points. + - indicates team scored a non-offensive touchdown. & - overtime possession included. ^ - PAT's/2-pt. not included.

OPPONENT POSSESSIONS

Game	Poss.	TD	FG	MFG	Punt	TO	Clock	Downs	3&Out*	PPP
at Washington	9	2+	0	1	5	1	0	0	0	1.33
Army	13	1	0	0	4	3	2	3	5	0.46
North Dakota	12	5	2	0	2	1	1	1	4	3.00
San Jose State	13	4	1	0	4	2	2	0	5	2.08
at Fresno State	18	7	1	0	3	4	2	1	3	2.50
Hawai'i	15	2	0	0	7	3	1	2	9	0.80
Colorado State	10	2	0	0	1	3	0	4	2	1.20
at Nevada	11&	5	1	0	4	0	0	1	1	3.00
UNLV	11	2	0	0	7	0	1	1	4	1.09
at Boise State	10	3	0	0	5	1	1	0	5	1.80
Air Force	12	1	1	1	2	4	0	3	2	0.75
at Wyoming	12	4	0	0	5	1	1	1	3	2.00
TOTALS	146	38	6	2	49	23	11	17	43	1.68

* - less if there is a turnover or end of half; must not have earned a first down or scored points. + - indicates team scored a non-offensive touchdown. & - overtime possession included. ^ - PAT's/2-pt. not included.

DRIVE ANALYSIS

Game	SDSU		Opponent	
	TD	FG	TD	FG
at Washington	2	0	2+	0
Army	5+	0	1	0
North Dakota	6+	0	5	2
San Jose State	4	2	4+	1
at Fresno State	4+	0	7	1
Hawai'i	7	1	2	0
Colorado State	5	1	2	0
at Nevada	4&	3	5&	1
UNLV	3	1	2	0
at Boise State	2+	0	3	0
Air Force	3+	0	1	1
at Wyoming	6	0	4	0
TOTALS	51	8	38	6

+ - indicates team scored a non-offensive touchdown. & - overtimes drive included

GAME-OPENING DRIVE

Game	SDSU			Opponent		
	Pts.	FD	Yds.	Pts.	FD	Yds.
at Washington	0	1	0	7	3	35
Army	7	3	71	0	3	62
North Dakota	0	1	9	0	0	0^
San Jose State	0	2	24	0	2	40
at Fresno State	0	0	3^	0	1	57
Hawai'i	0	1	15	0	1	8
Colorado State	7	3	75	7	4	72
at Nevada	0	1	20	0	1	16
UNLV	0	0	9^	7	2	90
at Boise State	0	1	12	6	4	68
Air Force	0	0	5^	3	4	66
at Wyoming	0	0	8^	0	0	5^
AVERAGES	1.17	1.08	20.92	2.50	2.08	43.25

^ - indicates possession ended in a 3-and-out.

OPENING SECOND-HALF DRIVE

Game	SDSU			Opponent		
	Pts.	FD	Yds.	Pts.	FD	Yds.
at Washington	0	1	24	0	2	27
Army	7	3	89	0	1	20
North Dakota	0	1	13	0	1	14
San Jose State	0	0	-12^	0	2	28
at Fresno State	7	3	55	0	2	30
Hawai'i	0	0	8^	7	4	78
Colorado State	7	1	14	0	0	-11^
at Nevada	0	0	-1^	3	0	-10^
UNLV	7	4	51	0	0	1^
at Boise State	0	2	27	0	0	0^
Air Force	7	2	35	0	2	27
at Wyoming	7	3	64	0	0	-8
AVERAGES	3.50	1.67	30.58	0.83	1.17	16.33

^ - indicates possession ended in a 3-and-out.

MISCELLANEOUS STATS, cont.

SDSU SCORING DRIVES

Opponent	Drive			Type of		Drive		Scoring Play
	Plays	Yds.	TOP	Score	Qtr/Time	Start		
at Washington	5	75	2:36	TD	2nd/14:51	SD25	Vizzi 47-yd pass f/Katz	
	11	71	4:27	TD	4th/12:06	SD29	Muema 1-yd run	
Army	6	71	2:50	TD	1st/12:10	SD29	Kazee 4-yd run	
	2	36	0:26	TD	1st/2:17	AR36	Dingwell 7-yd run	
	7	80	3:05	TD	2nd/8:10	SD20	Kazee 22-yd run	
	9	89	3:39	TD	3rd/8:27	SD11	Muema 1-yd ru	
	2	33	0:31	TD	3rd/7:44	AR33	Young 8-yd pass f/ Katz	
	-	-	-	TD	3rd/5:42	-	Lockett 96-yd kickoff return	
North Dakota	-	-	-	TD	1st/12:23	-	McFadden 28-yd interception return	
	3	56	1:09	TD	1st/8:44	SD44	Butler 44-yd pass f/Katz	
	6	75	2:40	TD	1st/5:30	SD25	Lockett 37-yd pass f/Katz	
	10	75	4:43	TD	2nd/10:40	SD25	Muema 15-yd run	
	4	68	1:18	TD	2nd/5:02	SD32	Escobar 20-yd pass f/Katz	
	5	89	2:20	TD	3rd/6:38	SD11	Kazee 10-yd run	
	9	75	4:20	TD	4th/10:31	SD25	Kazee 1-yd run	
San Jose State	3	92	1:32	TD	2nd/11:01	SD08	Muema 83-yd run	
	11	75	5:49	TD	2nd/4:57	SD25	Kazee 8-yd run	
	9	73	2:20	FG	2nd/0:49	SD19	Marden 25-yd field goal	
	14	90	6:59	TD	3rd/0:42	SD10	Escobar 2-yd pass f/Katz	
	13	59	5:55	FG	4th/5:33	SD17	Marden 41-yd field goal	
	4	71	1:02	TD	4th/2:24	SD29	Lockett 40-yd pass f/Katz	
at Fresno State	2	38	0:45	TD	1st/9:23	FS38	Muema 5-yd run	
	-	-	-	TD	1st/9:15	-	Pinkins 32-yd interception return	
	3	61	1:15	TD	1st/0:59	SD39	Muema 27-yd run	
	5	78	2:12	TD	2nd/1:17	SD22	Shields 5-yd pass f/Katz	
	6	55	2:26	TD	3rd/11:26	SD45	Butler 8-yd pass f/Katz	
	-	-	-	TD	3rd/9:09	-	McFadden 96-yd interception return	
Hawai'i	7	59	3:38	TD	1st/8:28	SD41	Katz 27-yd run	
	5	18	2:32	TD	1st/5:50	UH18	Muema 1-yd run	
	4	44	1:51	TD	2nd/12:50	UH44	Katz 34-yd run	
	6	72	1:53	TD	2nd/6:08	SD28	Butler 36-yd pass f/Katz	
	4	29	0:41	TD	2nd/0:24	UH29	Katz 9-yd run	
	8	22	3:35	FG	3rd/2:41	UH39	Marden 35-yd field goal	
	6	69	2:47	TD	4th/13:32	SD31	Muema 31-yd pass f/Katz	
	15	58	8:09	TD	4th/3:40	SD42	Price 2-yd run	
Colorado State	4	75	1:47	TD	1st/13:13	SD25	Muema 51-yd run	
	16	56	7:48	FG	2nd/14:52	SD27	Marden 34-yd field goal	
	4	35	2:04	TD	2nd/12:41	CS35	Young 7-yd pass f/Katz	
	2	14	0:44	TD	3rd/14:10	CS14	Katz 11-yd run	
	2	33	0:33	TD	3rd/4:25	CS33	Butler 15-yd pass f/Katz	
	8	63	3:25	TD	4th/11:59	SD27	Muema 1-yd run	
at Nevada	15	53	6:56	FG	2nd/9:15	SD25	Marden 39-yd field goal	
	5	17	1:39	FG	2nd/4:22	NV46	Marden 46-yd field goal	
	10	62	4:57	TD	3rd/3:39	SD38	Kazee 3-yd run	
	9	73	4:11	TD	4th/11:57	SD27	Sandifer 19-yd pass f/Dingwell	
	11	75	4:01	TD	4th/3:45	SD25	Escobar 4-yd pass f/Dingwell	
	7	63	0:50	TD	4th/0:00	SD20	Marden 35-yd field goal	
	2	25	N/A	TD	OT/0:00	NV25	Escobar 21-yd pass f/Dingwell	
UNLV	2	64	0:35	TD	1st/1:53	SD36	Escobar 12-yd pass f/Dingwell	
	14	86	6:57	TD	2nd/8:58	SD14	Kazee 1-yd run	
	12	51	5:01	TD	3rd/9:12	SD49	Lockett 27-yd pass f/Dingwell	
	7	61	1:50	FG	4th/12:15	SD28	Marden 28-yd field goal	
at Boise State	-	-	-	TD	1st/14:47	-	Lockett 100-yd kickoff return	
	2	8	0:40	TD	3rd/9:31	BS08	Muema 3-yd run	
	10	80	6:16	TD	4th/12:20	SD20	Kazee 1-yd run	
Air Force	6	40	2:53	TD	1st/2:41	AF40	Muema 20-yd run	
	12	71	5:45	TD	2nd/9:13	SD29	Muema 15-yd run	
	-	-	-	TD	3rd/11:43	-	Beed 52-yd fumble return	
	8	35	4:08	TD	3rd/5:21	AF35	Young 2-yd pass f/Dingwell	
at Wyoming	10	76	4:35	TD	1st/5:55	SD24	Muema 6-yd run	
	11	75	4:55	TD	2nd/6:59	SD25	Escobar 11-yd pass f/Dingwell	
	11	75	4:58	TD	2nd/1:28	SD25	Muema 2-yd run	
	7	64	3:05	TD	3rd/10:51	SD36	Muema 34-yd run	
	13	90	6:35	TD	3rd/0:48	SD10	Roberts 6-yd pass f/Dingwell	
	1	82	0:14	TD	4th/13:11	SD18	Muema 82-yd run	

OPPONENT SCORING DRIVES

Opponent	Drive			Type of		Drive		Scoring Play
	Plays	Yds.	TOP	Score	Qtr/Time	Start		
at Washington	7	35	2:33	TD	1st/9:23	SD35	Sankey 2-yd run	
	9	62	4:28	TD	1st/2:35	UW38	Williams 8-yd pass f/Price	
	-	-	-	TD	3rd/10:13	-	Shamburger 44-yd fumble return	
Army	5	75	1:50	TD	3rd/5:54	SD25	Baggett 10-yd run	
North Dakota	2	75	0:34	TD	1st/8:10	ND25	Hardin 53-yd pass f/Hendrickson	
	10	75	5:07	TD	1st/0:23	ND25	Hardin 7-yd pass f/Hendrickson	
	11	58	4:20	FG	2nd/6:20	ND25	Miller 34-yd field goal	
	9	49	4:30	FG	2nd/0:32	ND25	Miller 43-yd field goal	
	12	95	4:41	TD	3rd/6:38	ND05	Sutton 1-yd run	
	11	75	4:27	TD	4th/14:51	ND25	Hardin 35-yd pass f/Hendrickson	
	11	82	4:14	TD	4th/6:17	ND18	Ivery 15-yd run	
San Jose State	4	2	1:02	FG	1st/4:01	SD28	Lopez 43-yd field goal	
	-	-	-	TD	2nd/10:46	-	Ervin 97-yd kickoff return	
	4	22	1:48	TD	2nd/3:09	SJ22	Laina 1-yd pass f/Fales	
	7	80	2:28	TD	4th/11:28	SJ20	Grigsby 21-yd pass f/Fales	
	5	77	2:07	TD	4th/3:26	SJ23	Otten 15-yd pass f/Fales	
	5	65	1:34	TD	4th/0:50	SJ35	Jones 14-yd pass f/Fales	
at Fresno State	8	73	2:19	TD	1st/6:50	FS27	Rouse 1-yd run	
	8	86	3:14	TD	2nd/12:40	FS14	Rouse 1-yd run	
	1	37	0:07	TD	2nd/11:01	SD37	Harper 37-yd pass f/Carr	
	3	18	0:50	TD	2nd/8:25	SD18	Evans 9-yd pass f/Carr	
	6	50	1:43	TD	2nd/3:34	SD50	Evand 8-yd pass f/Carr	
	-	-	-	2PT	2nd/1:17	-	Washington PAT return	
	6	78	1:51	TD	3rd/7:12	FS22	Burse 31-yd pass f/Carr	
	11	60	5:12	FG	3rd/1:39	FS30	Breshears 27-yd field goal	
	6	45	2:13	TD	4th/6:50	SD45	Evans 5-yd pass f/Carr	
Hawai'i	4	17	1:49	TD	2nd/8:01	SD17	David 1-yd pass f/Schroeder	
	9	78	3:50	TD	3rd/11:10	UH22	Gregory 3-yd run	
Colorado State	15	72	5:33	TD	1st/7:40	CS28	Cartwright 2-yd pass f/McPeck	
	4	27	2:12	TD	4th/9:47	SD27	Morris 1-yd run	
at Nevada	15	70	6:12	FG	1st/1:11	NV11	Hardison 36-yd field goal	
	10	56	1:29	TD	2nd/0:05	NV44	Bradley 10-yd pass f/Fajardo	
	9	80	3:13	TD	3rd/8:43	NV20	Fajardo 5-yd run	
	7	75	2:24	TD	3rd/1:15	NV25	Wimberly 3-yd pass f/Fajardo	
	11	65	4:06	TD	3rd/7:46	NV35	Jefferson 1-yd run	
	7	25	N/A	TD	OT/0:00	SD25	Wimberly 3-yd pass f/Fajardo	
UNLV	5	90	2:28	TD	1st/10:33	LV10	Cornett 64-yd run	
	8	76	4:01	TD	3rd/5:11	LV24	Davis 25-yd pass f/Sherry	
at Boise State	12	68	6:06	TD	1st/8:41	BS32	Harper 1-yd run	
	11	92	5:51	TD	2nd/2:14	BS08	Harper 16-yd run	
	16	75	6:45	TD	4th/5:35	BS25	Paul 1-yd pass f/Southwick	
Air Force	13	66	5:26	FG	1st/8:08	AF30	Herrington 22-yd field goal	
	3	13	0:51	TD	3rd/0:20	SD13	Cobb 5-yd run	
at Wyoming	7	75	2:23	TD	1st/3:32	WY25	Smith 28-yd run	
	11	49	5:26	TD	2nd/11:54	SD51	Smith 1-yd run	
	3	75	0:33	TD	2nd/6:26	WY25	Herron 70-yd pass f/Smith	
	6	75	1:28	TD	2nd/0:00	WY25	Herron 42-yd pass f/Smith	

MISCELLANEOUS STATS, cont.

RESULT OF SAN DIEGO STATE TURNOVERS

Opponent	Qtr.	Turnover (Player)	Defender	Led To	Pts.	
at Washington	1	Interception (Katz)	Watson (INT)	Touchdown	7	
	3	Fumble (Lockett)	Fulmaono (FF), Shamburger (FR)	Touchdown	7	
	3	Fumble (Katz)	Feeney (FF), Glenn (FR)	Fumble	0	
San Jose State	1	Fumble (Vizzi)	Ogbum, Jr. (FF), Popovich (FR)	Field Goal	3	
	2	Fumble (Kazee)	Tuitupou (FR)	Fumble	0	
at Fresno State	2	Interception (Katz)	Smith (INT)	Touchdown	7	
	2	Fumble (Katz)	Jennings (FF), Su'a (FR)	Touchdown	6	
	2	Fumble (Muema)	Jennings (FF), Washington (FR)	Touchdown	7	
	3	Interception (Katz)	Thomas (INT)	Field Goal	3	
Colorado State	4	Interception (Katz)	Thomas (INT)	Punt	0	
	2	Fumble (Lockett)	Barrett (FF), Elliott (FR)	Downs	0	
	UNLV	1	Fumble (Muema)	Sparkman (FF), Hodge (FR)	Downs	0
		2	Fumble (Muema)	Allmang-Wilder (FR)	Punt	0
at Boise State	2	Interception (Dingwell)	Keys (INT)	End of Half	0	
	3	Interception (Dingwell)	Thompson (INT)	Punt	0	
Air Force	2	Fumble (Muema)	Spears (FF), Nichol (FR)	Missed Field Goal	0	
	3	Interception (Dingwell)	Spears (INT)	Touchdown	6	
at Wyoming	1	Fumble (Lockett)	Burns (FF), Burns (FR)	Fumble	0	
	1	Fumble (Muema)	Hala'api'api (FF), Muhammad (FR)	Touchdown	7	
	4	Interception (Dingwell)	Reese (INT)	Downs	0	

RESULT OF OPPONENT TURNOVERS

Opponent	Qtr.	Turnover (Player)	Defender	Led To	Pts.	
at Washington	3	Fumble (Sankey)	Silvano (FF), Berhe (FR)	Punt	0	
	Army	1	Fumble (Steelman)	Largent (FR)	Touchdown	7
		2	Interception (Steelman)	Pinkins (INT)	Missed Field Goal	0
North Dakota	3	Interception (Steelman)	Gavert (INT)	Touchdown	7	
	1	Interception (Hendrickson)	McFadden (INT)	Touchdown	7	
	San Jose State	2	Fumble (Liaina)	Andrews, M. (FR)	Touchdown	7
3		Interception (Fales)	McFadden (INT)	Touchdown	7	
at Fresno State	1	Fumble (Rouse)	Thomas (FF), Wade (FR)	Touchdown	7	
	1	Interception (Carr)	Pinkins (INT)	Touchdown	7	
	3	Fumble (Rouse)	Harris (FF), Fely (FR)	Touchdown	7	
	3	Interception (Carr)	McFadden (INT)	Touchdown	6	
Hawaii	1	Fumble (Edwards)	Sedberry (FF), Pinkins (FR)	Touchdown	7	
	2	Fumble (Stutzmann)	McFadden (FF), Largent (FR)	Touchdown	7	
	3	Fumble (Gregory)	Gavert (FR)	Field Goal	3	
Colorado State	2	Interception (McPeck)	Largent (INT)	Touchdown	7	
	3	Fumble (Law)	Wade (FF), Fely (FR)	Touchdown	7	
	3	Interception (Smith)	Largent (INT)	Touchdown	7	
at Boise State	3	Interception (Southwick)	Berhe (INT)	Missed Field Goal	0	
Air Force	1	Interception (Dietz)	Andrews, M. (INT)	Touchdown	7	
	3	Fumble (Dietz)	Beed (FR)	Touchdown	7	
	3	Fumble (Dietz)	Gavert (FF), Meredith (FR)	Touchdown	7	
	4	Interception (Pearson)	Berhe (INT)	Punt	0	
Wyoming	1	Fumble (Smith)	Largent (FF), Largent (FR)	Punt	0	

San Diego State's 20 turnovers resulted in 53 opponent points

Opponent's 23 turnovers resulted in 121 San Diego State points

FIRST DOWNS EARNED

Name	Pass	Receive	Rush	Total
Ryan Katz	58	0	17	75
Adam Muema	0	3	59	62
Adam Dingwell	38	0	10	48
Walter Kazee	0	2	44	46
Gavin Escobar	0	23	1	24
Brice Butler	0	18	0	18
Ezell Ruffin	0	13	2	15
Colin Lockett	0	11	3	14
Dominique Sandifer	0	13	0	13
Chase Price	0	0	6	6
Dylan Denso	0	4	0	4
D.J. Shields	0	4	0	4
Tim Vizzi	0	3	1	4
Dwayne Garrett	0	0	2	2
Adam Roberts	0	1	0	1
Chad Young	0	1	0	1
TOTALS	96	96	145	241

TURNOVER ANALYSIS

	TO	Opp. Pts.	TD/FG	Pts./TO
San Diego State	20	53	7/2	2.65
Opponents	23	121	17/1	5.26

TURNOVERS LOST

Name	TO's Lost	Fum.	Int.	Points	PPT
Ryan Katz	6	2	4	23	3.83
Adam Muema	5	5	0	14	2.80
Adam Dingwell	4	0	4	6	1.50
Colin Lockett	3	3	0	7	2.33
Tim Vizzi	1	1	0	3	3.00
Walter Kazee	1	1	0	0	0.00
TOTALS	20	12	8	53	2.65

TO's Lost - turnovers lost, Fum. - fumbles lost, Int. - interceptions thrown, Points - points scored by the opponent after a turnover, PPT - points per turnover scored by the opponent

TURNOVERS GAINED

Name	#TAPO	FF	FR	Int.	Points	^PPT
Derek Largent	6	1	3	2	24.50	4.08
Leon McFadden	4	1	0	3	23.50	5.88
Josh Gavert	3	1	1	1	13.50	4.50
Eric Pinkins	3	0	1	2	10.50	3.50
Nat Berhe	3	0	1	2	0.00	0.00
Marcus Andrews	2	0	1	1	14.00	7.00
Jake Fely	2	0	2	0	7.00	3.50
Josh Wade	2	1	1	0	7.00	3.50
Everett Beed	1	0	1	0	7.00	7.00
Vaness Harris	1	1	0	0	3.50	3.50
Stan Sedberry	1	1	0	0	3.50	3.50
Jordan Thomas	1	1	0	0	3.50	3.50
Sam Meredith	1	0	1	0	3.50	3.50
Rene Silvano	1	1	0	0	0.00	0.00
TOTALS	*23	8	12	11	121.00	5.26

#TAPO - turnovers a part of (FF, FR or INT), FF - forced fumbles, FR - fumbles recovered, Int. - interceptions, Points - points scored off an opponent's turnover (note that fumbles forced and fumbles recovered are each awarded half the points for SDSU's score; ex. a touchdown and PAT after a fumble gives each player 3.50 points), ^PPT - points per turnover scored by SDSU,

* - Total turnovers equals FR and INT's.

MISCELLANEOUS STATS, cont.

SAN DIEGO STATE BIG PLAYS (20+ YARDS)

Game	Player	Type	Down & Dis.	Yards
Washington - 5	Tim Vizzi f/Katz	Pass	1-10	47
	Ryan Katz	Run	3-3	32
	Colin Lockett	Pass	1-10	32
	Dominique Sandifer f/Katz	Pass	4-10	28
	Walter Kazee	Run	2-12	26
Army - 6	Ezell Ruffin f/Katz	Pass	3-3	57
	Adam Muema	Run	2-10	31
	Gavin Escobar f/Katz	Pass	1-10	29
	Ezell Ruffin f/Katz	Pass	1-10	25
	Ezell Ruffin f/Katz	Pass	1-10	22
North Dakota - 8	Walter Kazee	Run	3-2	22
	Brice Butler f/Katz	Pass	1-10	44
	Adam Muema	Run	1-10	43
	Colin Lockett f/Katz	Pass	1-10	37
	Gavin Escobar f/Katz	Pass	1-10	35
	Gavin Escobar f/Katz	Pass	1-10	28
	Gavin Escobar f/Katz	Pass	1-10	26
San Jose St. - 6	Gavin Escobar f/Katz	Pass	1-10	20
	Walter Kazee	Run	2-6	20
	Adam Muema	Run	3-1	83
	Colin Lockett f/Katz	Pass	2-3	40
	Walter Kazee	Run	2-10	30
	Chad Young f/Katz	Pass	2-4	22
	Dylan Denso f/Katz	Pass	1-10	21
Fresno State - 5	Colin Lockett f/Katz	Pass	1-15	20
	Ryan Katz	Run	3-4	67
	Ezell Ruffin f/Katz	Pass	1-10	37
	Gavin Escobar f/Katz	Pass	2-9	33
	Adam Muema	Run	1-10	27
Hawai'i - 5	Brice Butler f/Katz	Pass	1-10	21
	Ryan Katz	Run	3-16	21
	Dylan Denso f/Dingwell	Pass	3-16	21
	Ryan Katz	Run	1-10	27
	Ryan Katz	Run	1-10	34
Colorado St. - 3	Adam Muema	Run	1-10	51
	Walter Kazee	Run	1-10	40
	Adam Muema f/Katz	Pass	1-10	32
	Ezell Ruffin f/Dingwell	Pass	1-10	30
Nevada - 2	Gavin Escobar f/Dingwell	Pass	2-6	21
	Gavin Escobar f/Dingwell	Pass	2-6	20
UNLV - 6	Gavin Escobar f/Dingwell	Pass	1-10	52
	Adam Muema	Run	3-2	48
	Brice Butler f/Dingwell	Pass	1-10	43
	Gavin Escobar f/Dingwell	Pass	2-11	28
	Walter Kazee	Run	208	28
Boise State - 2	Colin Lockett f/Dingwell	Pass	2-20	27
	Adam Muema	Run	3-1	43
	Gavin Escobar f/Dingwell	Pass	3-13	25
Air Force - 2	Walter Kazee	Run	1-10	21
	Adam Muema	Run	3-6	20
Wyoming - 4	Adam Muema	Run	1-10	82
	Adam Muema	Run	1-10	34
	Adam Dingwell	Run	2-21	22
	Adam Muema f/Dingwell	Pass	1-10	20

OPPONENT BIG PLAYS (20+ YARDS)

Game	Player	Type	Down & Dis.	Yards
Washington - 3	Sefarian Jenkins f/Price	Pass	1-25	20
	Bishop Sankey	Run	2-7	20
	Kasen Williams f/Price	Pass	3-9	20
Army - 3	Raymond Maples	Run	1-10	38
	Terry Baggett	Run	2-5	23
	Raymond Maples f/Steelman	Pass	1-10	23
North Dakota - 8	Greg Hardin f/Hendrickson	Pass	1-10	53
	Greg Hardin f/Hendrickson	Pass	3-14	36
	R.J. McGill f/Hendrickson	Pass	1-10	36
	Mitch Sutton f/Hendrickson	Pass	2-8	33
	Kenny Golladay f/Hendrickson	Pass	2-14	32
	Jameer Jackson f/Hendrickson	Pass	3-6	31
	Jameer Jackson f/Hendrickson	Pass	1-10	22
R.J. McGill f/Hendrickson	Pass	3-10	20	
San Jose St. - 4	Chandler Jones f/Jurich	Pass	2-7	30
	Ryan Otten f/Fales	Pass	3-6	23
	Jabari Carr f/Fales	Pass	1-10	22
	Noel Grigsby f/Fales	Pass	3-7	21
Fresno State - 10	Rashad Evans f/Carr	Pass	1-10	51
	Davante Adams f/Carr	Pass	1-10	41
	Josh Harper f/Carr	Pass	1-10	37
	Victor Dean f/Carr	Pass	1-10	31
	Isaiah Burse f/Carr	Pass	2-1	31
	Isaiah Burse f/Carr	Pass	2-4	26
	Dillon Root f/Carr	Pass	2-7	26
	Davante Adams f/Carr	Pass	2-10	24
	Josh Harper f/Carr	Pass	2-1	21
	Robbie Rouse f/Carr	Pass	3-4	21
Hawai'i - 2	Darius Bright f/Schroeder	Pass	2-11	23
	Will Gregory	Run	2-3	22
Colorado St. - 4	Kiv Cartwright f/Smith	Pass	1-10	26
	Charles Lovett f/Smith	Pass	2-13	25
	Marquise Law f/McPeek	Pass	3-9	24
	Marquise Law f/McPeek	Pass	2-8	21
Nevada - 5	Richy Turner f/Fajardo	Pass	2-10	30
	Brandon Wimberly f/Fajardo	Pass	2-9	30
	Brandon Wimberly f/Fajardo	Pass	3-5	24
	Stephon Jefferson	Run	1-10	22
	Brandon Wimberly f/Fajardo	Pass	2-15	20
UNLV - 2	Tim Cornett	Run	2-2	64
	Devante Davis f/Sherry	Pass	1-10	25
Boise State - 3	D.J. Harper	Run	2-10	24
	Matt Miller f/Southwick	Pass	1-10	20
	Matt Miller f/Southwick	Pass	4-15	20
Air Force - 4	Demario Kohn	Run	2-7	36
	Drew Coleman	Run	1-10	34
	Connor Dietz	Run	1-10	24
	Jon Lee	Run	1-10	24
Wyoming - 4	Robert Herron f/Smith	Pass	3-5	70
	Robert Herron f/Smith	Pass	4-6	42
	Brett Smith	Run	4-1	28
	Spencer Bruce f/Smith	Pass	2-10	22

SAN DIEGO STATE BIG PLAYS (20+ YARDS)

Name	Total	Rushing	Receiving	20-29	30-39	40-49	50-59	60-69	70-79	80-89	90-99
Adam Muema	13	10	3	3	4	3	1	0	0	2	0
Gavin Escobar	10	0	10	6	3	0	1	0	0	0	0
Walter Kazee	7	7	0	5	1	1	0	0	0	0	0
Colin Lockett	5	0	5	2	2	1	0	0	0	0	0
Ezell Ruffin	5	0	5	2	2	0	1	0	0	0	0
Ryan Katz	4	4	0	1	2	0	0	1	0	0	0
Brice Butler	4	0	4	1	1	2	0	0	0	0	0
Dylan Denso	2	0	2	2	0	0	0	0	0	0	0
Adam Dingwell	1	1	0	1	0	0	0	0	0	0	0
Dominique Sandifer	1	0	1	1	0	0	0	0	0	0	0
Tim Vizzi	1	0	1	0	0	1	0	0	0	0	0
Chad Young	1	0	1	1	0	0	0	0	0	0	0
TOTALS	54	22	32	25	15	8	3	1	0	2	0
OPPONENTS	52	12	40	32	14	2	2	1	1	0	0

MISCELLANEOUS STATS, cont.

SEASON HIGHS

POINTS SCORED

24, Adam Muema at Wyoming (Nov. 24)
18, Ryan Katz vs. Hawai'i (Oct. 6)

TOUCHDOWNS SCORED

4, Adam Muema at Wyoming (Nov. 24)
3, Ryan Katz vs. Hawai'i (Oct. 6)

MOST RUSHING ATTEMPTS

26, Adam Muema at Wyoming (Nov. 24)
25, Adam Muema at Boise State (Nov. 3)
25, Adam Muema vs. San Jose State (Sept. 22)

MOST RUSHING YARDS

255, Adam Muema at Wyoming (Nov. 24)
202, Adam Muema vs. San Jose State (Sept. 22)
143, Adam Muema vs. UNLV (Oct. 27)

MOST RUSHING TOUCHDOWNS

4, Adam Muema at Wyoming (Nov. 24)
3, Ryan Katz vs. Hawai'i (Oct. 6)
2, 5 times, most recent A. Muema vs. Air Force (Nov. 10)

LONGEST RUSH

83, Adam Muema vs. San Jose State (Sept. 22)
82, Adam Muema at Wyoming (Nov. 24)
67, Ryan Katz at Fresno State (Sept. 29)

MOST PASSING ATTEMPTS

29, Ryan Katz vs. Hawai'i (Oct. 6)
27, Ryan Katz vs. San Jose State (Sept. 22)
26, Adam Dingwell vs. UNLV (Oct. 27)

MOST PASSING COMPLETIONS

19, Adam Dingwell at Wyoming (Nov. 24)
17, Ryan Katz vs. San Jose State (Sept. 22)
16, Ryan Katz vs. Colorado State (Oct. 13)

MOST PASSING YARDS

241, Ryan Katz vs. North Dakota (Sept. 15)
231, Adam Dingwell vs. UNLV (Oct. 27)
215, Ryan Katz vs. Army (Sept. 8)

MOST PASSING TOUCHDOWNS

3, Adam Dingwell at Nevada (Oct. 20)
3, Ryan Katz vs. North Dakota (Sept. 15)
2, 7 times, most recent A. Dingwell at Wyoming (Nov. 24)

LONGEST PASS

57, Ryan Katz vs. Army (Sept. 8)
52, Adam Dingwell vs. UNLV (Oct. 27)
47, Ryan Katz at Washington (Sept. 1)

MOST RECEPTIONS

6, Gavin Escobar at Wyoming (Nov. 24)
5, 6 times, most recent G. Escobar at Boise State (Nov. 3)

MOST RECEIVING YARDS

132, Ezell Ruffin vs. Army (Sept. 8)
117, Gavin Escobar vs. North Dakota (Sept. 15)
108, Gavin Escobar vs. UNLV (Oct. 27)

MOST RECEIVING TOUCHDOWNS

2, Gavin Escobar at Nevada (Oct. 20)

LONGEST RECEPTION

57, Ezell Ruffin vs. Army (Sept. 8)
52, Gavin Escobar vs. UNLV (Oct. 27)
47, Adam Vizzi at Washington (Sept. 1)

MOST FIELD GOALS

3, Chance Marden at Nevada (Oct. 20)
2, Chance Marden vs. San Jose State (Sept. 22)

LONGEST FIELD GOAL

46, Chance Marden at Nevada (Oct. 20)
41, Chance Marden vs. San Jose St. (Sept. 22)
39, Chance Marden at Nevada (Oct. 20)

MOST PUNTS

6, Seamus McMorrow vs. Hawai'i (Oct. 6)
5, Seamus McMorrow vs. Air Force (Nov. 10)
5, Seamus McMorrow at Fresno State (Sept. 29)

HIGHEST PUNTING AVERAGE

52.5, S. McMorrow at Nevada (Oct. 20)
50.3, S. McMorrow at Boise State (Nov. 3)
49.0, Joel Alesi at Washington (Sept. 1)

LONGEST PUNT

56, Seamus McMorrow vs. UNLV (Oct. 27)
56, Seamus McMorrow at Nevada (Oct. 20)
56, Joel Alesi at Washington (Sept. 1)

LONGEST PUNT RETURN

28, Tim Vizzi vs. Hawai'i (Oct. 6)
20, Tim Vizzi vs. North Dakota (Sept. 15)
17, Dwayne Garrett at Boise State (Nov. 3)

MOST PUNT RETURN YARDS

38, Tim Vizzi vs. Hawai'i (Oct. 6)
20, Tim Vizzi vs. UNLV (Oct. 27)
20, Tim Vizzi vs. North Dakota (Sept. 15)

LONGEST KICKOFF RETURN

100, Colin Lockett at Boise State (Nov. 3)
96, Colin Lockett vs. Army (Sept. 8)
51, Brandon Wright at Washington (Sept. 1)

MOST KICKOFF RETURN YARDS

141, Colin Lockett at Boise State (Nov. 3)
121, Colin Lockett vs. Army (Sept. 8)
119, Colin Lockett vs. North Dakota (Sept. 15)

MOST ALL-PURPOSE YARDS

277, Adam Muema at Wyoming (Nov. 24)
202, Adam Muema vs. San Jose State (Sept. 22)
184, Colin Lockett vs. San Jose State (Sept. 22)

MOST TACKLES

15, Nat Berhe at Nevada (Oct. 20)
14, Nat Berhe vs. Army (Sept. 8)
13, Jake Fely vs. Colorado State (Oct. 13)

MOST SACKS

2.0, Everett Beed at Wyoming (Nov. 24)
2.0, Jake Fely vs. UNLV (Oct. 27)
2.0, Jake Fely vs. Colorado State (Oct. 13)

MOST TACKLES FOR LOSS

3.5, Jake Fely vs. Colorado State (Oct. 13)
2.0, 9 tied, most recent E. Beed at Wyoming (Nov. 24)

MOST INTERCEPTIONS

2, Derek Largent vs. Colorado State (Oct. 13)

THIRD DOWN EFFICIENCY ANALYSIS

Name	Total	Pct.	1	2	3	4	5	6-10	11+	Longest Converted
SAN DIEGO STATE	82-166	49.40	14-17	18-24	11-18	8-17	8-17	17-48	6-25	3rd & 16 vs. Hawai'i
OPPONENTS	66-161	40.99	10-12	9-12	6-11	7-17	10-22	19-59	5-28	3rd & 17 vs. San Jose State

GOAL TO GO

Name	No.	Score	TD	FG	MFG	Downs	TOs	Game	Points [^]	PPP
SAN DIEGO STATE	24	22	20	2	1	1	0	0	126	5.25
OPPONENTS	23	21	21	0	0	0	2	0	126	5.48

[^] - Does not include PAT; PPP - Points per possession

PUNT ANALYSIS

Name	Punts	Yards	Avg.	Returns	Yards	Avg.	Net Pct. Not		In 20	In 10	In 5	Opp. Territory		Adj. 50 & Out	
							Average	Returned				No.	Yds.	No.	Avg.
Seamus McMorrow	35	1,466	41.89	12	85	7.08	36.03	65.71	13	4	1	8	313	27	42.70
Joel Alesi	6	261	43.50	0	0	0.00	43.50	100.00	1	0	0	0	0	6	43.50
Ryan Katz	1	29	29.00	0	0	0.00	29.00	100.00	1	1	0	1	29	0	0.00
TOTALS	42	1,756	41.81	12	85	7.08	37.60	71.43	15	5	1	9	342	33	42.85
OPPONENTS	49	1,860	37.96	15	114	7.60	32.78	69.39	13	5	2	13	462	36	38.83

Returns - times the opponent returned a punt, Yards - yards for the returned punts, Avg. - yards per returned punt, Pct. Not Returned - percent of the punts that were not returned, In 20 - inside 20, In 10 - inside 10, In 5 - inside 5, Opp. Territory - number and yards of punts inside opponents' territory, Adj. 50 & Out - punt average excluding punts inside opponents' territory.

KICKOFF ANALYSIS

Name	Total	NR	FC	Muf	NA	TB	In 20	In 25	OB	OnS	Squib	Total YL	Return YL	AFP	AFP w/R
Seamus McMorrow	65	34	0	0	1	31	9	20	2	0	0	1,663	812	25.58	26.19
Chance Marden	5	0	0	0	0	0	0	0	0	0	0	152	152	30.40	30.40
Wes Feer	5	0	0	0	0	0	0	1	0	0	0	266	266	53.20	53.20
TOTALS	75	34	0	0	1	31	9	21	2	0	0	2,081	1,230	27.75	30.00
OPPONENTS	56	16	0	0	1	13	12	18	2	0	0	1,543	1,179	27.55	29.48

NR - no return, FC - fair catch, MUF - muffed, NA - no attempt of a return, TB - touchback, In 20 - inside 20, In 25 - inside 25, OB - out of bounds, Squib - squibs, Total YL - opponent total yardline, Return YL - opponent total yardline on returns, AFP - average field position on kickoffs, AFP/R - average field position on returned kickoffs.

LAST TIME IT HAPPENED

TEAM	San Diego State	Opponent
Scored, 60 or More Points	Nov. 3, 1990 vs. Utah (66)	Nov. 15, 2008 vs. No. 7 Utah* (63)
Scored, 50 or More Points	Oct. 6, 2012 vs. Hawaii* (52)	Sept. 29, 2012 at Fresno State* (52)
Scored, 40 or More Points	Nov. 24, 2012 at Wyoming* (42)	Sept. 29, 2012 at Fresno State* (52)
Total Offense, 600 Yards or More	Sept. 27, 2008 vs. Idaho (603)	Sept. 29, 2012 at Fresno State* (655)
Total Offense, 500 Yards or More	Nov. 24, 2012 at Wyoming* (564)	Sept. 29, 2012 at Fresno State* (655)
Total Offense, 400 Yards or More	Nov. 24, 2012 at Wyoming* (564)	Oct. 20, 2012 at Nevada* (480)
Total Offense, 85 or More Plays	Nov. 12, 2011 at Colorado State* (87)	Nov. 10, 2012 vs. Air Force* (87)
Total Offense, 75 or More Plays	Oct. 27, 2012 vs. UNLV* (80)	Nov. 10, 2012 vs. Air Force* (87)
30 or More First Downs	Nov. 27, 2010 vs. UNLV* (30)	Sept. 29, 2012 at Fresno State* (32)
25 or More First Downs	Nov. 24, 2012 at Wyoming* (29)	Oct. 20, 2012 at Nevada* (29)
Two-Point Conversion	Oct. 20, 2012 at Nevada*	Nov. 12, 2011 at Colorado State*
Rushing, 400 Yards or More	Nov. 24, 2012 at Wyoming* (400)	Sept. 10, 2011 vs. Army (403)
Rushing, 300 Yards or More	Nov. 24, 2012 at Wyoming* (400)	Nov. 10, 2012 vs. Air Force* (320)
Rushing, 70 or More Attempts	Nov. 17, 1979 vs. Texas-El Paso (71)	Sept. 10, 2011 vs. Army (77)
Rushing, 60 or More Attempts	Nov. 15, 1980 at Texas-El Paso (67)	Nov. 10, 2012 vs. Air Force* (68)
Rushing, 50 or More Attempts	Oct. 27, 2012 vs. UNLV* (54)	Nov. 10, 2012 vs. Air Force* (68)
Rushing, 7 or More Touchdowns	Sept. 14, 1991 vs. Pacific (7)	
Rushing, 6 or More Touchdowns	Oct. 5, 1991 at Hawaii (6)	
Rushing, 5 or More Touchdowns	Oct. 6, 2012 vs. Hawaii* (5)	
Rushing, 4 or More Touchdowns	Nov. 24, 2012 at Wyoming* (4)	
Passing, 500 Yards or More	Nov. 20, 2010 vs. No. 25 Utah* (528)	Sept. 29, 2012 at Fresno State* (536)
Passing, 400 Yards or More	Dec. 17, 2011 vs. La.-Lafayette (413)	Sept. 29, 2012 at Fresno State* (536)
Passing, 300 Yards or More	Dec. 17, 2011 vs. La.-Lafayette (413)	Oct. 20, 2012 at Nevada* (304)
Passing, 50 or More Attempts	Nov. 19, 2011 vs. No. 10 Boise State* (51)	Sept. 29, 2012 at Fresno State* (56)
Passing, 40 or More Attempts	Dec. 17, 2011 vs. La.-Lafayette (49)	Oct. 20, 2012 at Nevada* (40)
Passing, 30 or More Attempts	Oct. 6, 2012 vs. Hawaii* (33)	Nov. 24, 2012 at Wyoming* (36)
Passing, 30 or More Completions	Nov. 19, 2011 vs. No. 10 Boise State* (30)	Sept. 29, 2012 at Fresno State* (42)
Passing, 25 or More Completions	Dec. 17, 2011 vs. La.-Lafayette (28)	Oct. 20, 2012 at Nevada* (29)
Passing, 20 or More Completions	Dec. 17, 2011 vs. La.-Lafayette (28)	Nov. 3, 2012 at No. 19 Boise State* (20)
Passing, 6 or More Touchdowns	Oct. 24, 2009 at Colorado State* (6)	
Passing, 5 or More Touchdowns	Oct. 24, 2009 at Colorado State* (6)	Sept. 29, 2012 at Fresno State* (5)
Shut Out	Sept. 4, 2010 vs. Nicholls State (W, 47-0)	Nov. 18, 2006 at TCU* (L, 0-52)
Shut Out Through 3 Quarters	Sept. 4, 2010 vs. Nicholls State (W, 47-0)	Nov. 21, 2009 at No. 23 Utah* (L, 7-38)
Shut Out Through Halftime	Sept. 8, 2012 vs. Army (W, 42-7)	Oct. 8, 2011 at TCU* (L, 14-27)
Shut Out Through 1 Quarter	Oct. 6, 2012 vs. Hawaii* (W, 52-14)	Oct. 20, 2012 at Nevada* (W, 39-38 (OT))
Recorded a Safety	Oct. 31, 2009 vs. New Mexico (W, 23-20)	Aug. 30, 2008 vs. Cal Poly (L, 27-29)
Allowed No Offensive Touchdowns	Sept. 4, 2010 vs. Nicholls State (W, 47-0)	Sept. 13, 2008 at San Jose State (L, 10-35)
Allowed 200 Yards or Less Total Offense	Oct. 6, 2012 vs. Hawaii* (173)	Oct. 11, 2008 vs. Air Force* (165)
Allowed 100 Yards or Less Total Offense	Sept. 19, 1970 at North Texas State (59)	Oct. 4, 2008 at TCU* (85)
Allowed 50 Yards or Less Rushing	Dec. 3, 2011 vs. Fresno State (48)	Nov. 13, 2010 at No. 3 TCU* (38)
Allowed 100 Yards or Less Rushing	Oct. 6, 2012 vs. Hawaii* (61)	Dec. 17, 2011 vs. La.-Lafayette (68)
Allowed 100 Yards or Less Passing	Nov. 10, 2012 vs. Air Force* (73)	Nov. 10, 2012 vs. Air Force* (90)
Allowed 10 First Downs or Fewer	Nov. 5, 2011 vs. New Mexico* (8)	Nov. 13, 2010 at No. 3/3 TCU* (7)
Did Not Commit a Turnover	Oct. 20, 2012 at Nevada* (0)	Oct. 27, 2012 vs. UNLV* (0)
Recorded 6 or More Turnovers	Sept. 13, 2003 at Texas-El Paso (6)	
Recorded 5 or More Turnovers	Sept. 29, 2012 at Fresno State* (5)	
Intercepted 5 or More Passes	Nov. 17, 2001 vs. Wyoming (6)	
Intercepted 4 or More Passes	Aug. 31, 2006 vs. Texas-El Paso (4)	
Intercepted 3 or More Passes	Sept. 12, 2009 vs. Southern Utah (3)	Sept. 29, 2012 at Fresno State* (3)
Recovered 4 Fumbles	Sept. 27, 2003 at UCLA (4)	
Recovered 3 Fumbles	Oct. 6, 2012 vs. Hawaii* (3)	
Scored a Defensive Touchdown	Nov. 10, 2012 vs. Air Force*	Sept. 1, 2012 at Washington
Recorded 10 or More Tackles For Loss	Sept. 1, 2012 at Washington (10)	
Recorded 5 or More Sacks	Nov. 24, 2012 at Wyoming* (6)	Sept. 29, 2012 at Fresno State* (5)
No Penalties	Oct. 13, 2012 vs. Colorado State*	
Time of Possession, 35 plus minutes	Oct. 6, 2012 vs. Hawaii* (37:05)	Nov. 19, 2011 vs. No. 10 Boise State* (35:04)

LAST TIME IT HAPPENED, cont.

INDIVIDUAL

Rushing, 300 Yards or More	.300, by Marshall Faulk vs. Hawai'i, W - 52-28, Nov. 14, 1992
Rushing, 200 Yards or More	.255, by Adam Muema at Wyoming*, W - 42-28, Nov. 24, 2012
Rushing, 150 Yards or More	.255, by Adam Muema at Wyoming*, W - 42-28, Nov. 24, 2012
Rushing, 100 Yards or More	.255, by Adam Muema at Wyoming*, W - 42-28, Nov. 24, 2012
Had two 100-yard rushers	.143, by Adam Muema and 105, by Walter Kazee vs. UNLV*, W - 24-13, Oct. 27, 2012
Rushing, 40 Times or More	.40, by Lynell Hamilton vs. Wyoming*, W - 25-20, Oct. 25, 2003
Rushing, 35 Times or More	.40, by Lynell Hamilton vs. Wyoming*, W - 25-20, Oct. 25, 2003
Rushing, 30 Times or More	.32, by Ronnie Hillman at UNLV*, W - 31-14, Nov. 26, 2011
Rushing, 25 Times Or More	.26, by Adam Muema at Wyoming*, W - 42-28, Nov. 24, 2012
Rushing, 4 Touchdowns or More	.4, by Adam Muema at Wyoming*, W - 42-28, Nov. 24, 2012
Rushing, 3 Touchdowns or More	.3, by Adam Muema at Wyoming*, W - 42-28, Nov. 24, 2012
Rushing, 2 Touchdowns or More	.2, by Adam Muema at Wyoming*, W - 42-28, Nov. 24, 2012
Had a run of 80 yards or more	.82, by Adam Muema at Wyoming*, W - 42-28, Nov. 24, 2012
Had a run of 70 yards or more	.82, by Adam Muema at Wyoming*, W - 42-28, Nov. 24, 2012
Had a run of 60 yards or more	.82, by Adam Muema at Wyoming*, W - 42-28, Nov. 24, 2012
Had a run of 50 yards or more	.82, by Adam Muema at Wyoming*, W - 42-28, Nov. 24, 2012

Passing, 500 Yards or More	.528, by Ryan Lindley vs. No. 25 Utah*, L - 34-38, Nov. 20, 2010
Passing, 400 Yards or More	.413, by Ryan Lindley vs. Louisiana-Lafayette, L - 30-32, Dec. 17, 2011
Passing, 300 Yards or More	.413, by Ryan Lindley vs. Louisiana-Lafayette, L - 30-32, Dec. 17, 2011
Attempted 50 or more passes	.51, by Ryan Lindley vs. No. 10 Boise State*, L - 35-52, Nov. 19, 2011
Attempted 40 or more passes	.49, by Ryan Lindley vs. Louisiana-Lafayette, L - 30-32, Dec. 17, 2011
Attempted 30 or more passes	.49, by Ryan Lindley vs. Louisiana-Lafayette, L - 30-32, Dec. 17, 2011
Completed 40 or more passes	.40, by Todd Santos vs. Stanford, L - 40-44, Oct. 17, 1987
Completed 35 or more passes	.36, by Ryan Lindley vs. No. 25 Utah*, L - 34-38, Nov. 20, 2010
Completed 30 or more passes	.30, by Ryan Lindley vs. No. 10 Boise State*, L - 35-52, Nov. 19, 2011
Threw six touchdown passes	.6, by Ryan Lindley at Colorado State*, W - 42-28, Oct. 24, 2009
Threw five touchdown passes	.6, by Ryan Lindley at Colorado State*, W - 42-28, Oct. 24, 2009
Threw four touchdown passes	.4, by Ryan Lindley vs. Cal Poly, W - 49-21, Sept. 3, 2011
Threw three touchdown passes	.3, by Adam Dingwell at Nevada*, W - 39-38 (OT), Oct. 20, 2012
Completed a pass of 80 yards or more	.90, by Ryan Lindley to Vincent Brown vs. No. 25 Utah*, L - 34-38, Nov. 20, 2010
Completed a pass of 70 yards or more	.71, by Ryan Lindley to Ronnie Hillman vs. Wyoming*, L - 27-30, Oct. 29, 2011
Completed a pass of 60 yards or more	.71, by Ryan Lindley to Ronnie Hillman vs. Wyoming*, L - 27-30, Oct. 29, 2011
Completed a pass of 50 yards or more	.52, by Adam Dingwell to Gavin Escobar vs. UNLV*, W - 24-13, Oct. 27, 2012

RECEIVING

Caught 15 or more passes	.15, by DeMarco Sampson at Colorado State*, W - 42-28, Oct. 24, 2009
Caught 10 or more passes	.12, by DeMarco Sampson vs. No. 25 Utah*, L - 34-38, Nov. 20, 2010
Had 200 or more yards receiving	.257, by DeMarco Sampson at Colorado State*, W - 42-28, Oct. 24, 2009
Had 150 or more yards receiving	.165, by Vincent Brown vs. Navy, W - 35-14, Dec. 23, 2010
Had 100 or more yards receiving	.108, by Gavin Escobar vs. UNLV*, W - 24-13, Oct. 27, 2012
Had two 100-yard receivers	.125, by Gavin Escobar and 102, by Colin Lockett vs. Fresno State, W - 35-28, Dec. 3, 2011
Caught three or more TDs	.3, by Colin Lockett vs. Louisiana-Lafayette, L - 30-32, Dec. 17, 2011
Caught two or more TDs	.2, by Gavin Escobar at Nevada*, W - 39-38 (OT), Oct. 20, 2012

TOTAL OFFENSE

Had 500 or more yards total offense	.518, by Ryan Lindley vs. No. 25 Utah, L - 34-38, Nov. 20, 2010
Had 400 or more yards total offense	.419, by Ryan Lindley vs. Louisiana-Lafayette, L - 30-32, Dec. 17, 2011
Had 100 yards both passing and rushing	.229 (passing), 101 (rushing), by Kevin O'Connell at Brigham Young*, L - 16-49, Nov. 6, 2004

SCORING

Accounted for five or more TDs	.5, by Ryan Katz vs. Hawai'i*, W - 52-14, Oct. 6, 2012
Accounted for four or more TDs	.4, by Adam Muema at Wyoming*, W - 42-28, Nov. 24, 2012
Accounted for three or more TDs	.4, by Adam Muema at Wyoming*, W - 42-28, Nov. 24, 2012

RETURNS

Returned a fumble for a touchdown	.52, by Everett Beed vs. Air Force*, W - 28-9, Nov. 10, 2012
Returned an interception for a touchdown	.96, by Leon McFadden and 32, by Eric Pinkins at Fresno State*, L - 40-52, Sept. 29, 2012
Returned a kickoff for a touchdown	.100, by Colin Lockett at No. 19 Boise State*, W - 21-19, Nov. 3, 2012
Returned a punt for a touchdown	.87, by Kyle Conerly vs. UNLV*, W - 31-21, Oct. 26, 2002
Returned a two-point conversion	.by Leon McFadden vs. Southern Utah, W - 35-19, Sept. 12, 2009
Returned a blocked punt for a touchdown	.by Freddy Keiaho vs. New Mexico*, L - 24-47, Oct. 22, 2005
Returned a blocked field goal for a touchdown	.Has not happened since start of 2003 season

LAST TIME IT HAPPENED, cont.

DEFENSE

Intercepted two or more passes2, by Derek Largent vs. Colorado State*, W - 38-14, Oct. 13, 2012
Recovered three or more fumblesNever
Recovered two or more fumbles2, by Kirk Morrison at New Mexico*, L - 8-15, Nov. 9, 2002
Recorded 15 or more tackles15, by Nat Berhe at Nevada*, W - 39-38 (OT), Oct. 20, 2012
Recorded 10 or more tackles10, by Jake Fely at Wyoming*, W - 42-28, Nov. 24, 2012
Recorded three or more quarterback sacks in a game3.0, by Heath Farwell vs. Nevada, W - 27-10, Sept. 25, 2004
Recorded two quarterback sacks in a game2.0, by Everett Beed at Wyoming*, W - 42-28, Nov. 24, 2012
Recorded four tackles for loss4.0, by Miles Burris vs. Colorado State*, W - 48-14, Nov. 6, 2010
Recorded three tackles for loss3.5, by Jake Fely vs. Colorado State*, W - 38-14, Oct. 13, 2012

SPECIAL TEAMS

Scored 15 or more points kicking16, by Tommy Kirovski at Hawaii, L - 40-41, Dec. 7, 2002
Scored 10 or more points kicking11, by Chance Marden at Nevada*, W - 39-38 (OT), Oct. 20, 2012
Kicked five or more field goalsNever
Kicked four or more field goals4, by J.C. Mejia vs. Wyoming*, W - 25-20, Oct. 25, 2003
Kicked three or more field goals3, by Chance Marden at Nevada*, W - 39-38 (OT), Oct. 20, 2012
Kicked two field goals of 50 or more yards51 and 50, by Chris O'Brien vs. New Mexico, W - 37-31, Nov. 17, 1984
Kicked a 50-yard field goal53, by Abel Perez vs. UNLV*, W - 48-14, Nov. 27, 2010
Kicked a punt 70 or more yards89, by Brian Stahovich at Wyoming*, W - 48-38, Oct. 30, 2010
Kicked a punt 60 or more yards61, by Brian Stahovich vs. Wyoming*, L - 27-30, Oct. 29, 2011
Punted nine or more times9, by Brian Stahovich at No. 3/3 TCU*, L - 35-40, Nov. 13, 2010
Totaled 100 or more kick return yards141, by Colin Lockett at No. 19 Boise State*, W - 21-19, Nov. 3, 2012
Totaled 100 or more punt return yards107, by Kyle Conerly vs. UNLV*, W - 31-21, Oct. 26, 2002
Blocked a puntby Dwayne Garrett at No. 19 Boise State*, W - 21-19, Nov. 3, 2012
Blocked a field goalby Jerome Long vs. Colorado State*, W - 24-19, Nov. 6, 2010
Blocked a PATby Nick Tenhaeff vs. Louisiana-Lafayette, L - 30-32, Dec. 17, 2011

BOWL HISTORY

ALL-TIME BOWL APPEARANCES

10 Appearances - 5 Wins, 5 Losses

Season - Bowl	Date	Opponent	Result
1947 - Harbor Bowl	1/1/48	Hardin-Simmons	L, 0-53
1951 - Pineapple Bowl	1/1/52	Hawai'i	W, 34-13
1966 - Camellia Bowl	12/10/66	Montana St.	W, 28-7
1967 - Camellia Bowl	12/9/67	San Francisco St.	W, 28-6
1969 - Pasadena Bowl	12/6/69	Boston Univ.	W, 28-7
1986 - Holiday Bowl	12/30/86	Iowa	L, 38-39
1991 - Freedom Bowl	12/30/91	Tulsa	L, 17-28
1998 - Las Vegas Bowl	12/19/98	North Carolina	L, 13-20
2010 - Poinsettia Bowl	12/23/10	Navy	W, 35-14
2011 - New Orleans Bowl	12/17/11	La.-Lafayette	L, 30-32

1948 Harbor Bowl

HARDIN-SIMMONS 53, SAN DIEGO STATE 0
Jan. 1, 1948 ▶ Balboa Stadium ▶ Att: 12,000

SAN DIEGO -- Hardin-Simmons blanked San Diego State, 53-0, before 12,000 in the 1948 Harbor Bowl at Balboa Stadium.

The loss snapped the Aztecs' five-game unbeaten streak, as the Cowboys controlled the ball for the majority of the game, outgaining SDSU, 470-66, on the ground.

San Diego State still finished its bowl season with a 7-3-1 record and the Aztecs' seven wins tied the 1937 and 1924 teams for most in school history.

Score by Quarter	1	2	3	4	F
Hardin-Simmons	14	13	14	12	53
San Diego State	0	0	0	0	0

Team Statistics	SDSU	HS
First Downs	11	11
Rushing (Net Yds)	66	470
Passing (Comp.-Att.-Int-Yds)	5-20-1-60	3-5-0-75
Total Net Yardage	126	545

1952 Pineapple Bowl

SAN DIEGO STATE 34, HAWAI'I 13
Jan. 1, 1952 ▶ Honolulu Stadium

HONOLULU -- Despite the heat and humidity that slowed down a potent San Diego State offense in the first half of the 1952 Pineapple Bowl, the Aztecs pulled away in the second half to take a 34-13 victory over Hawai'i.


After a 14-6 SDSU lead at the half, the Aztecs took advantage of cooler temperatures in the second half with three quick touchdowns by Art Preston, Preston Robinson and Don Jurk.

It would be all the offense they would need as the SDSU defense stopped UH's running back Jimmy Asato and their dangerous single-wing attack.

Most of the Aztecs suffered from a bout of food poisoning following the game, but completely recovered in time for the flight back to the mainland.

1966 Camellia Bowl

SAN DIEGO STATE 28, MONTANA STATE 7
Dec. 10, 1966 ▶ Hughes Stadium ▶ Att: 15,740



SACRAMENTO, Calif. -- Don Horn completed 23-of-38 passes for 343 yards and four touchdowns to lead San Diego State to a 28-7 win over Montana State in the 1966 Camellia Bowl.

Horn had touchdown passes of 22, 50, 32 and 12 yards.


Tom Nettles led the Aztecs with eight catches for 95 yards and a TD. Craig Scoggins had five receptions for 99 yards and Haven Moses caught five passes for 56 yards and two scores. Robert Jones had the other TD for SDSU on a 50-yard reception.

Score by Quarter	1	2	3	4	F
San Diego State	14	7	7	0	28
Montana State	0	0	0	7	7

Team Statistics	SDSU	MSU
First Downs	21	12
Rushing (Att-Net Yds)	28-112	41-115
Passing (Comp.-Att.-Int-Yds)	23-40-1-343	13-19-0-117
Total Offensive Plays	68	60
Total Net Yardage	455	232

1967 Camellia Bowl

SAN DIEGO STATE 27, SAN FRANCISCO STATE 6
Dec. 9, 1967 ▶ Hughes Stadium ▶ Att: 15,740



SACRAMENTO, Calif. -- The San Diego State defense limited San Francisco State to minus 11 rushing yards and forced eight Gator turnovers en route to a 27-6 victory over San Francisco State at the Camellia Bowl.

Jim Crossley's interception return for a touchdown was the only score of the first half as the Aztecs went into intermission with a 7-0 lead. The interception was one of six SDSU had in the game.

Tom Nettles made it a 14-0 lead for the Aztecs just 2:17 into the second half when he caught a 32-yard TD pass from Joseph Turpen. Two TD runs of one and two yards by Ted Washington gave SDSU all the points it would need down the stretch.

Washington led a balanced Aztec ground game with 94 yards on 23 carries, while Turpen contributed 74 yards on 10 carries and Daniel Laskowski added 61 rushing yards. Turpen also completed 10-of-16 passes for 118 yards and the 32-yard touchdown score to Nettles.

Score by Quarter	1	2	3	4	F
San Diego State	0	7	14	6	27
San Francisco State	0	0	0	6	6

Team Statistics	SDSU	SFSU
First Downs	18	22
Rushing (Att-Net Yds)	55-249	22-(-11)
Passing (Comp.-Att.-Int-Yds)	11-22-1-122	28-60-6-267
Total Offensive Plays	77	82
Total Net Yardage	371	256

1969 Pasadena Bowl

SAN DIEGO STATE 28, BOSTON UNIVERSITY 7
Dec. 6, 1969 ▶ Rose Bowl ▶ Att: 41,276



PASADENA, Calif. -- San Diego State spotted Boston University an early touchdown before scoring the final 28 points to earn a 28-7 triumph over the Terriers at the Rose Bowl in Pasadena. It was the third bowl win for the Aztecs in four years.

John Featherstone had touchdown catches of 34 and

57 yards for the SDSU offense, which outgained Boston, 485-167, including a 294-57 advantage through the air.

Dennis Shaw completed 16-of-29 passes for 219 yards and one score, and rushed for another 59 yards on eight carries. Del Pifer led the Aztecs with 60 yards rushing, while Galen Pavelko had two interceptions on defense.

Score by Quarter	1	2	3	4	F
San Diego State	0	14	7	7	28
Boston University	7	0	0	0	7

Team Statistics	SDSU	BU
First Downs	24	12
Rushing (Att-Net Yds)	50-191	46-110
Passing (Comp.-Att.-Int-Yds)	28-32-3-294	7-17-3-57
Total Offensive Plays	82	63
Total Net Yardage	485	167

1986 Holiday Bowl

IOWA 39, SAN DIEGO STATE 38
Dec. 30, 1986 ▶ Jack Murphy Stadium ▶ Att: 59,478



SAN DIEGO -- Rob Houghtlin hit a field goal as time expired to lift Iowa to a 39-38 victory over San Diego State in the Holiday Bowl before the largest crowd (59,478) ever to watch an Aztec football game at that time.

Rick Bayless led the Hawkeyes, who were down 28-13 with 7:52 left in the third quarter, with 110 yards

and one touchdown on 19 carries.

After two Iowa touchdowns in the fourth quarter, SDSU's Kevin Rahill nailed a 21-yard field goal to give the Aztecs a 38-36 lead with only 47 seconds remaining. However, the Hawkeyes marched down to the Aztec 24-yard-line and Houghtlin made the game-winning kick for Iowa.

Todd Santos completed 21-of-33 passes for 298 yards and three touchdowns to lead the SDSU offense. Corey Gilmore caught nine passes for 70 yards and ran for 35 more, including a 1-yard run in the third quarter.


Score by Quarter	1	2	3	4	F
Iowa	7	6	8	18	39
San Diego State	6	15	7	10	38

Team Statistics	SDSU	UI
First Downs	17	21
Rushing (Att-Net Yds)	36-117	41-141
Passing (Comp.-Att.-Int-Yds)	21-33-2-298	15-29-1-222
Total Offensive Plays	69	70
Total Net Yardage	415	363

■ 1991 Freedom Bowl

TULSA 28, SAN DIEGO STATE 17

Dec. 30, 1991 ► Anaheim Stadium ► Att: 34,217



ANAHEIM, Calif. -- Ron Jackson rushed for 211 yards and a Freedom Bowl-record four touchdowns on 46 carries to lead Tulsa to a 28-17 victory over San Diego State at Anaheim Stadium.

Freshman All-American Marshall Faulk rushed for 157 yards on 30 carries, including a 2-yard touchdown run with 5:23 remaining in the first

quarter to give the Aztecs an early 7-0 lead.

After two Tulsa scores, SDSU QB David Lowery capped a 10-play, 65-yard drive with a 4-yard touchdown run to tie the game at 14 at the half.

The Hurricane defense limited the Aztecs to just 83 total yards and a 26-yard field goal by Andy Trakas in the second half, before Jackson's 4-yard TD run with 3:59 remaining sealed the victory for Tulsa.

Score by Quarter	1	2	3	4	F
Tulsa	7	7	7	7	28
San Diego State	7	7	0	3	17

Team Statistics	SDSU	UT
First Downs	21	23
Rushing (Att-Net Yds)	38-189	58-256
Passing (Comp.-Att.-Int-Yds)	19-37-0-164	9-17-0-122
Total Offensive Plays	75	75
Total Net Yardage	353	378

■ 1998 Las Vegas Bowl

NORTH CAROLINA 20, SAN DIEGO STATE 13

Dec. 19, 1998 ► Sam Boyd Stadium ► Att: 21,429



LAS VEGAS -- Freshman quarterback Ronald Curry ran for a 48-yard touchdown in the first quarter and line-backer Keith Newman intercepted a Brian Russell pass at the goal line in the final minute as North Carolina held on for a 20-13 victory over San Diego State in the Las Vegas Bowl.

After a 60-yard TD run by SDSU's Lonny Mitchell, UNC rattled off 20 straight points before Nate Tandberg's 32-yard field goal with 2:16 left in the first half brought the Aztecs to within 20-10.

With 9:49 to play in the game, SDSU took control on their own 6-yard line and began a march that covered 75 yards in 13 plays, culminating with a 38-yard field goal by Tanberg with 3:51 left.

The Aztecs got the ball back when Joe Tuipala recovered a fumble on the UNC 23. Two plays later, Russell hooked up with Damon Gourdine on a 13-yard gain to the 10. After an

incompletion in the left corner of the end zone, SDSU saw its hopes end moments later when Russell's pass over the middle was tipped by Brandon Spoon and picked off by Newman.

With the wind blowing at nearly 50 miles per hour, the Aztecs limited the Tar Heels to 33 yards passing for the game and held a 20-8 advantage in first downs, while controlling the time of possession, 33:47-26:13.

Score by Quarter	1	2	3	4	F
North Carolina	12	8	0	0	20
San Diego State	7	3	0	3	13

Team Statistics	SDSU	UNC
First Downs	20	8
Rushing (Att-Net Yds)	49-193	37-163
Passing (Comp.-Att.-Int-Yds)	11-23-1-102	4-13-0-33
Total Offensive Plays	72	50
Total Net Yardage	295	196

■ 2010 Poinsettia Bowl

SAN DIEGO STATE 35, NAVY 14

Dec. 23, 2010 ► Qualcomm Stadium ► Att: 48,049



SAN DIEGO -- Ronnie Hillman scored four touchdowns and tied his career best with 228 yards rushing on 28 carries to lead San Diego State to its first bowl victory since 1969, a 35-14 win over Navy at Qualcomm Stadium.

Hillman, the Mountain West Conference Freshman of the Year, scored on runs of 22, 37 and 2 yards, and pulled in a 15-yard scoring pass from Ryan Lindley.

Hillman broke the previous Poinsettia Bowl record of 129 yards rushing by Navy's Adam Ballard in 2005. The Aztecs outrushed Navy 279-235.

SDSU took a 14-0 lead in the first quarter on Hillman's 22-yard TD run and Lindley's 53-yard TD pass to Vincent Brown. Navy pulled to 14-7 on Ricky Dobbs' 30-yard scoring pass to Greg Jones early in the second quarter. Hillman put the Aztecs up by two touchdowns again as he ran untouched 37 yards up the middle with 3:15 before halftime. Navy closed within one score on Dobbs' 1-yard keeper seven seconds before halftime.

Lindley then hit a wide-open Hillman in the right corner of the end zone for a 28-14 lead on the first play of the fourth quarter. Hillman scored on a 2-yard run midway through the period for the final score of the game.

Lindley completed 18 of 23 passes for 276 yards. Wide receiver Vincent Brown had eight catches for 165 yards, also a Poinsettia Bowl record.


Score by Quarter	1	2	3	4	F
Navy	0	14	0	0	14
San Diego State	14	7	0	14	35

Team Statistics	SDSU	NAVY
First Downs	27	22
Rushing (Att-Net Yds)	41-279	51-235
Passing (Comp.-Att.-Int-Yds)	18-23-0-276	8-15-1-147
Total Offensive Plays	64	66
Total Net Yardage	555	382

■ 2011 New Orleans Bowl

LOUISIANA-LAFAYETTE 32, SAN DIEGO STATE 30

Dec. 17, 2011 ► M.-B. Superdome ► Att: 42,841



NEW ORLEANS -- Making back-to-back bowl game appearances for the first time in its 43-year Division I history, San Diego State dropped a heartbreaking 32-30 decision to Louisiana-Lafayette at the R+L Carriers New Orleans Bowl.

The Aztecs rallied from a 16-point third-quarter deficit to take the lead at 30-29 with

just 35 seconds remaining in the game. That was enough time, however, for the Ragin' Cajuns' offense which completed two quick pass plays for a combined 39 yards to get into Aztec territory. Louisiana-Lafayette would move up 10 more yards, including five on a controversial penalty, to set up Brett Baer's game-winning 50-yard field goal as time expired.

San Diego State trailed nearly the entire game, opening scoring in the first quarter with a 27-yard field goal, but then allowing 19 unanswered points, including seven following an 87-yard punt return. Trailing 19-3, the Aztecs got back-to-back touchdowns on identical 16-yard pass plays from quarterback Ryan Lindley to wideout Colin Lockett to close the gap to just a pair heading into the final 15 minutes.

The two sides combined for 26 points in the fourth quarter with SDSU getting into the end zone twice and Louisiana-Lafayette notching a touchdown and two field goals, including the game winner.

Score by Quarter	1	2	3	4	F
San Diego State	3	0	14	13	30
Louisiana-Lafayette	6	7	6	13	32

Team Statistics	ULL	SDSU
First Downs	25	29
Rushing (Att-Net Yds)	30-76	31-68
Passing (Comp.-Att.-Int-Yds)	25-44-1-492	28-49-0-413
Total Offensive Plays	74	80
Total Net Yardage	568	481

■ Team Records

Points - 38 vs. Iowa, 1986 Holiday Bowl

First Downs - 29 vs. La.-Lafayette, 2011 New Orleans Bowl

Rushing Attempts - 55 vs. San Francisco St., 1967 Camellia Bowl

Rushing Yards - 279 vs. Navy, 2010 Poinsettia Bowl

Pass Attempts - 49 vs. La.-Lafayette, 2011 New Orleans Bowl

Pass Completions - 28 vs. La.-Lafayette, 2011 New Orleans Bowl

Total Offense - 555 vs. Navy, 2010 Poinsettia Bowl

Penalty Yards - 166 (21 penalties) vs. San Francisco St., 1967 Camellia Bowl

3rd Down Conversion Pct. - .700 (7-for-10) vs. Navy, 2010 Poinsettia Bowl

Quarterback Sacks By - 5 vs. Iowa, 1986 Holiday Bowl

■ Individual Records

Rushing Yards - 228 by Ronnie Hillman (28 carries) vs. Navy, 2010 Poinsettia Bowl

Passing Yards - 413 by Ryan Lindley vs. La.-Lafayette, 2011 New Orleans Bowl

Made Field Goals - 2 by Nate Tandberg vs. North Carolina, 1998 Las Vegas Bowl

Tackles - 12 by Damon Pieri vs. Tulsa, 1991 Freedom Bowl

QUICK FACTS

SAN DIEGO STATE QUICK FACTS

Location: San Diego, Calif.
Founded: 1897
Nickname: Aztecs
Colors: Scarlet and Black
Conference: Mountain West
Enrollment: 32,396
Stadium: Qualcomm Stadium (Natural Grass/54,000)
President: Dr. Elliot Hirshman
Director of Athletics: Jim Sterk
Assistant Athletic Director/Media Relations: Mike May
Office Phone: 619.594.5547, **Cell Phone:** 619.957.8372
Website: www.GoAztecs.com
Assistant Media Relations Director: Jamie McConeghy
Office Phone: 619.594.5547, **Cell Phone:** 607.435.5577

FOOTBALL INFORMATION

Offensive Formation: Pro-Style
Defensive Formation: 3-3-5
Overall Record: 9-3
Conference Record (Standing): 7-1/1st

COACHING STAFF

Name (Alma Mater, Year)	Title
Rocky Long (New Mexico '74)	Head Coach/Defensive Coordinator
Andy Ludwig (Portland State '88)	Offensive Coordinator/Tight Ends
Jeff Horton (Nevada '81)	Asst. Head Coach/Running Backs
Daniel Gonzales (New Mexico '98)	Safeties
Osia Lewis (Oregon State '86)	Defensive Line
LeCharls McDaniel (Cal Poly '81)	Wide Receivers/Special Teams
Kevin McGarry (San Diego '79)	Linebackers
Brian Sipe (San Diego State)	Quarterbacks
Mike Schmidt (San Diego State '09)	Offensive Line
Tony White (UCLA '02)	Cornerbacks/Recruiting Coordinator

BRIGHAM YOUNG QUICK FACTS

Location: Provo, Utah
Founded: 1875
Nickname: Cougars
Colors: Dark Blue & White
Conference: Independent
Enrollment: 32,980
Stadium: LaVell Edwards Stadium
President: Dr. Cecil O. Samuelson
Director of Athletics: Tom Holmoe
Associate Director, Athletic Communications: Brett Pyne
Office Phone: 801.422.4912, **Cell Phone:** 801.367.1631
Website: www.byucougars.com

FOOTBALL INFORMATION

Offensive Formation: Pro Set
Defensive Formation: 3-4
Overall Record: 7-5
Conference Record (Standing): NA

COACHING STAFF

Name (Alma Mater, Year)	Title
Bronco Mendenhall (Oregon State '88)	Head Coach/Def. Coordinator
Brandon Doman (Brigham Young '02)	Offensive Coordinator/Quarterbacks
Lance Reynolds (Brigham Young '80)	Asst. H.C./Tight Ends
Ben Cahoon (Brigham Young '98)	Wide Receivers
Joe DuPaix (Southern Utah '98)	Recruiting Coordinator/Running Backs
Nick Howell (Weber State '05)	Special Teams/Secondary
Steve Kaufusi (Brigham Young '94)	Defensive Line
Kelly Poppinga (Brigham Young '07)	Outside Linebackers
Paul Tidwell (Southern Utah '79)	Inside Linebackers
Mark Weber (Idaho State '81)	Offensive Line

SCHEDULE & RESULTS

Date	Opponent (Pre-bowl record)	W/L	Score	Att.	TV
Sept. 1	at Washington (7-5)	L	12-21	53,742	Pac-12 Network
Sept. 8	Army (2-9)	W	42-7	30,799	NBC Sports
Sept. 15	North Dakota (5-6)	W	49-41	24,826	KUSI
Sept. 22	San Jose State (10-2)	L	34-38	24,103	KUSI
Sept. 29	at Fresno State (9-3)	L	40-52	33,894	KUSI
Oct. 6	Hawai'i (3-9)	W	52-14	50,586	CBS Sports
Oct. 13	Colorado State (4-8)	W	38-14	27,133	TWCSports Net
Oct. 20	at Nevada (7-5)	W	39-38	22,242	NBC Sports
Oct. 27	UNLV (2-11)	W	24-13	23,874	TWCSports Net
Nov. 3	at Boise State (10-2)	W	21-19	36,084	CBS Sports
Nov. 10	Air Force (6-6)	W	28-9	30,266	NBC Sports
Nov. 24	at Wyoming (4-8)	W	42-28	13,374	TWC Sports Net

SCHEDULE & RESULTS

Date	Opponent (Pre-bowl record)	W/L	Score	Att.	TV
Aug. 30	Washington State (3-9)	W	30-6	57,045	ESPN
Sept. 8	Weber State (2-9)	W	45-13	60,314	BYUtv
Sept. 15	at Utah (5-7)	L	21-24	45,653	ESPN2
Sept. 22	at Boise State (10-2)	L	6-7	36,864	ESPN
Sept. 28	Hawai'i (3-9)	W	47-0	60,022	ESPN
Oct. 5	Utah State (10-2)	W	6-3	63,086	ESPN
Oct. 13	Oregon State (9-3)	L	24-42	63,489	ABC/ESPN3
Oct. 20	at Notre Dame (12-0)	L	14-17	80,795	NBC
Oct. 27	at Georgia Tech (6-7)	W	41-17	50,103	Fox Sports
Nov. 10	Idaho (1-11)	W	52-13	61,009	ESPNU
Nov. 17	at San Jose State (10-2)	L	14-20	15,494	ESPN2
Nov. 24	at New Mexico State (1-11)	W	50-14	12,571	ESPN3

STATISTICAL LEADERS

Rushing	Att.	Yds.	Avg.	TD	Avg./G	Long			
Adam Muema	211	1,355	6.4	16	112.9	83			
Passing	Comp.	Att.	Int.	Pct.	Yds.	TD	Eff.		
Ryan Katz	99	163	4	60.7	1,348	13	151.61		
Receiving	Rec.	Yds.	Avg.	TD	Avg./G	Long			
Gavin Escobar	41	519	12.7	6	43.2	52			
Tackles	UT	AT	TT	TFL	Sack	INT	PD	FF	FR
Nat Berhe	62	25	87	2.0	0	2	3	0	1

STATISTICAL LEADERS

Rushing	Att.	Yds.	Avg.	TD	Avg./G	Long			
Jamaal Williams	151	765	4.9	11	62.0	49			
Passing	Comp.	Att.	Int.	Pct.	Yds.	TD	Eff.		
Riley Nelson	181	306	12	59.2	2,011	13	120.53		
Receiving	Rec.	Yds.	Avg.	TD	Avg./G	Long			
Cody Hoffman	90	1,134	12.6	11	94.5	64			
Tackles	UT	AT	TT	TFL	Sack	Int	PD	FF	FR
Brandon Ogletree	43	49	92	11.5	0	0	4	0	0