

# 2023-24 FRESNO STATE MEN'S BASKETBALL GAME NOTES

## 2023-24 SCHEDULE/RESULTS

### NOVEMBER

6	Fresno Pacific	W, 77-66	MWN
11	at Kent State	L, 69-59	ESPN+
15	Morgan State	W, 87-68	MWN
21	vs. New Mexico State [1]	W, 81-76 OT	CBSSN
22	vs. #22 James Madison [1]	L, 95-64	CBSSN
27	UCSB	L, 69-65	MWN

### DECEMBER

1	vs. #19 BYU	L, 85-56	Big 12 Now/ESPN+
5	Idaho State	W, 79-67	MWN
9	Pacific	W, 89-56	MWN
15	CSU Bakersfield	W, 61-58	MWN
18	Portland State	L, 75-72	MWN
22	at San Francisco	L, 77-57	ESPN+
29	at San Diego	W, 71-67	ESPN+

### JANUARY

3	at San Diego State <sup>MW</sup>	7:30 PM	FSI
6	Nevada <sup>MW</sup>	4 PM	MWN
13	at Wyoming <sup>MW</sup>	1 PM	MWN
16	San Jose State <sup>MW</sup>	7 PM	MWN
20	at Utah State <sup>MW</sup>	1 PM	MWN
23	Boise State <sup>MW</sup>	7:30 PM	FSI
27	Air Force <sup>MW</sup>	4 PM	MWN
30	at UNLV <sup>MW</sup>	8 PM	CBSSN

### FEBRUARY

3	Colorado State <sup>MW</sup>	7 PM	CBSSN
6	at San Jose State <sup>MW</sup>	7 PM	NBC Sports Bay Area
10	at Air Force <sup>MW</sup>	1 PM	MWN
14	UNLV <sup>MW</sup>	8 PM	CBSSN
17	at Boise State <sup>MW</sup>	4:30 PM	CBSSN
24	San Diego State <sup>MW</sup>	7 PM	CBSSN
27	Utah State <sup>MW</sup>	7 PM	MWN

### MARCH

1	at Nevada <sup>MW</sup>	7:30 PM	CBSSN
6	at New Mexico <sup>MW</sup>	7:30 PM	FSI
9	Wyoming <sup>MW</sup>	4 PM	MWN
13	MW First Round [2]	TBA	
14	MW Quarterfinals [2]	TBA	
15	MW Semifinals [2]	TBA	
16	MW Championship [2]	TBA	

[1] Cancun Challenge

[2] MW Basketball Championships

All Times Pacific

## RECORD BREAKDOWN

**Overall:** 7-6 **Mountain West:** 0-0  
**Home:** 5-2 **Away:** 1-2 **Neutral:** 1-2  
**Last 5:** 3-2 **Last 10:** 5-5 **Overtime:** 0-0

## FOLLOW US

**Twitter:** @FresnoStateMBB

**Instagram:** @fresnostatembb

## FRESNO STATE PROBABLE STARTERS (based on previous game)

NO.	NAME	POS.	HT.	WT.	CL.	HOMETOWN	GP/GS	FG%	3FG%	FT%	RPG	APG	SPG	BPG	PPG
0	Donavan Yap Jr.	G	6-5	182	Sr.	Las Vegas, Nev.	13/11	.432	.382	.914	1.4	2.2	0.5	0.1	9.3
13	Enoch Boakye	C	6-11	250	Jr.	Brampton, Ontario, Canada	13/12	.657	.000	.393	8.2	0.3	0.4	0.8	7.9
21	Isaiah Pope	G	6-5	200	Sr.	Yorba Linda, Calif.	11/1	.375	.179	.731	2.5	1.1	1.1	0.0	6.0
35	Eduardo Andre	C	6-11	248	Sr.	London, England	12/11	.646	.000	.526	6.6	0.8	1.0	1.3	8.7
53	Xavier DuSell	G	6-4	200	Sr.	Scottsdale, Ariz.	13/13	.422	.407	.875	2.3	0.8	0.8	0.1	10.2

## FRESNO STATE RESERVES

NO.	NAME	POS.	HT.	WT.	CL.	HOMETOWN	GP/GS	FG%	3FG%	FT%	RPG	APG	SPG	BPG	PPG
1	Isaac Taveras	G	6-5	186	Fr.	Santo Domingo, DR	12/0	.508	.000	.421	1.5	0.6	1.0	0.0	5.8
3	Isaiah Hill	G	6-0	170	Sr.	Bakersfield, Calif.	12/12	.417	.328	.784	3.4	6.0	1.2	0.3	13.3
4	Chuks Isitua	C	6-10	226	Jr.	Lagos, Nigeria	-	-	-	-	-	-	-	-	-
5	Jalen Weaver	G	6-4	200	Jr.	Aurora, Colo.	13/3	.493	.300	.474	1.2	0.6	0.5	0.1	6.2
10	AJ Robinson	G	5-10	173	Fr.	Los Angeles, Calif.	1/0	.000	.000	.000	0.0	0.0	0.0	0.0	0.0
12	Jeff Sims Jr.	G	6-1	165	RFr.	Menifee, Calif.	1/0	.000	.000	.000	0.0	0.0	0.0	0.0	0.0
23	Leo Colimerio	G/F	6-7	193	Sr.	Sao Paulo, Brazil	13/5	.508	.214	.759	4.1	1.4	0.6	0.2	6.5
33	Steven Vasquez Jr.	G	6-2	190	Jr.	Santa Maria, Calif.	3/0	1.000	1.000	.000	0.3	0.0	0.0	0.0	1.0
34	Pierre Geneste Jr.	F	6-11	230	So.	Port-au-Prince, Haiti	6/0	.500	.000	.000	0.7	0.0	0.0	0.2	0.3
40	Chase Courtney	F	6-10	230	Jr.	Scottsdale, Ariz.	1/0	.000	.000	.000	2.0	0.0	0.0	0.0	0.0

## GAME #14 • RV/RV SAN DIEGO STATE

Jan. 3 • 7:30 p.m. PT

San Diego, Calif. • Viejas Arena

TV • FSI - PxP: Jordan Kent Analyst: Eldridge Recasner

Radio • Bulldog Sports Network - PxP: Paul Loeffler Analyst: Marc Q. Jones

Fresno State (7-6)  
 HC: Justin Hutson (6)  
 Record at FS: 87-79



San Diego State (11-2)  
 HC: Brian Dutcher (7)  
 Record at SDSU: 162-49

## SERIES BREAKDOWN

Overall: 53-70 | In Fresno: 31-25 | In San Diego: 19-41 | Neutral Site: 3-3 | Streak: SDSU +8

Last Meeting: SDSU 45-43 on Feb. 15, 2022 in Fresno, Calif.

Last FS Win: March 6, 2019 (76-74 in San Diego, Calif.)

### QUICK LOOK

- Fresno State will open Mountain West play on Wednesday night, facing preseason favorite San Diego State at Viejas Arena. It will be the Bulldogs' second game in five days in San Diego after defeating USD on Friday (71-67).
- In Head Coach Justin Hutson's tenure, Fresno State is 2-3 in MW openers, which have been three road games and two home games [a 73-53 win at San Jose State (1/2/19), an 81-80 home loss vs. UNLV (12/24/19), a 75-53 loss at Colorado State (12/28/20), a 65-55 loss at Boise State (12/28/21) and a 58-53 home win vs. Wyoming (12/28/22)].
- The Bulldogs are in a 19-day stretch without a home game before returning to the Save Mart Center on Jan. 6.
- Friday's win over San Diego was the Bulldogs' first true road win of the season (1-2). It was USD's first home loss of the season after starting 8-0.
- Fresno State ranks third in the Mountain West in field goal percentage (48.3%) and fast break points (13.3). The 'Dogs rank 40th in the NCAA in field goal percentage.
- Depth has come in handy thus far as the Bulldogs' bench is averaging 23.6 points per game, best in the MW. The bench has accounted for 30 or more points in four contests.
- Despite missing the last game due to injury, senior Isaiah Hill has done the heavy lifting for Fresno State thus far, leading the team in scoring (13.3 ppg) and assists (6.0 apg). Whereas the point guard ranks No. 16 in the Mountain West in scoring, he ranks 21st nationally in assists per game, fifth in the MW.
- Transfer Xavier DuSell is second on the team in scoring at 10.2 points per game. The senior leads the 'Dogs in 3-point percentage, connecting at 40.7 percent clip (33-of-81). He sits second in the MW in 3-point percentage and third 3-pointers made per game (2.5).
- Enoch Boakye (8.2) and Eduardo Andre (6.6) rank No. 3 and No. 8, respectively in the MW in rebounding per game.
- With seven newcomers to the squad, that group has stepped in quickly to help complement the returners in the scoring column. Newcomers have accounted for 49.0 percent of the scoring thus far.

### ABOUT THE MATCHUP

- Since joining the Mountain West, Fresno State is 8-16 against San Diego State.
- The Bulldogs defeated the Aztecs in Justin Hutson's first two games against SDSU (2019 - 66-62 on 1/22/19, 76-74 on 3/6/19).
- The Bulldogs won the most recent meeting in 2021 (63-43) but lost in their last trip to San Diego in 2019 (72-66 OT).
- Two of the last three contests have been separated by one possession.

## BY THE NUMBERS

**60+**

Since 2013, when Fresno State has scored more than 60 points in regulation against San Diego State, the Bulldogs are 6-3.

**11.7**

In the last three games, Isaiah Pope has led the Bulldogs with 11.7 points per game, scoring 37 of his 68 points.

**49.0**

Of the Bulldogs' 71.4 points per game, 49.0 percent have come from their newcomers. The group has accounted for an average of 42.0 points in the last 3 games.

## FRESNO STATE RECORD WHEN...

Leading at Halftime .....	6-1
Tied at Halftime .....	0-0
Trailing at Halftime .....	1-5
Overtime Games .....	1-1
Games Decided by 1-5 Points.....	3-2
Games Decided by 6-9 Points .....	0-0
Games Decided by 10+ Points.....	4-4
Scoring 70 Points Before Opponent .....	6-1
Opponent Scores 70 Points First.....	0-4
If neither team scores 70 Points.....	1-1
Scoring 100+ Points .....	0-0
Scoring 90-99 Points .....	0-0
Scoring 80-89 Points.....	3-0
Scoring 70-79 Points .....	3-1
Scoring 60-69 Points.....	1-2
Scoring 50-59 Points.....	0-3
Scoring 40-49 Points .....	0-0
Scoring 39 or Fewer Points.....	0-0
Opp. Scoring 100+ Points .....	0-0
Opp. Scoring 90-99 Points.....	0-1
Opp. Scoring 80-89 Points.....	0-1
Opp. Scoring 70-79 Points.....	1-3
Opp. Scoring 60-69 Points.....	4-1
Opp. Scoring 50-59 Points.....	2-0
Opp. Scoring 40-49 Points.....	0-0
Opp. Scoring 39 or Fewer Points.....	0-0
50%-Plus FG Pct.....	3-1
45-49.99% FG Pct.....	3-2
40-44.99% FG Pct.....	1-2
Less than 40% FG Pct.....	0-1
Opp. 50%-Plus FG Pct .....	0-1
Opp. 45-49.99% FG Pct.....	0-4
Opp. 40-44.99% FG Pct.....	3-0
Opp. Less than 40% FG Pct .....	4-1
Better FG% than Opponent .....	7-2
Same FG% as Opponent.....	0-0
Opponent has better FG%.....	0-4
80%-Plus FT Pct.....	0-1
75-79% FT Pct.....	2-0
70-74% FT Pct.....	1-0
Less than 70% FT Pct.....	4-5
Better FT% than Opponent.....	6-2
Same FT% as Opponent.....	0-0
Opponent has better FT%.....	1-4
Better A-TO Ratio than Opponent.....	5-1
Same A-TO Ratio as Opponent.....	0-0
Opponent has better A-TO Ratio.....	2-5
Outrebound Opponent.....	5-3
Rebounds are Equal.....	0-0
Outrebounded by Opponent.....	2-3
Fewer Turnovers than Opponent.....	2-1
Turnovers are Equal .....	1-1
More Turnovers than Opponent.....	4-4
Bench Scores More than Opponent .....	6-3
Bench Scoring is Equal .....	0-1
Opponent Bench Scores More.....	1-2
7 Bulldogs in Double-Digit Scoring.....	0-0
6 Bulldogs in Double-Digit Scoring.....	0-0
5 Bulldogs in Double-Digit Scoring.....	1-0
4 Bulldogs in Double-Digit Scoring.....	4-1
3 Bulldogs in Double-Digit Scoring.....	2-3
2 Bulldogs in Double-Digit Scoring.....	0-1
1 Bulldog in Double-Digit Scoring.....	0-0
0 Bulldogs in Double-Digit Scoring.....	0-1
On Mondays .....	1-2
On Tuesdays.....	2-0
On Wednesdays.....	1-1
On Thursdays.....	0-0
On Fridays .....	2-2
On Saturdays.....	1-1
On Sundays.....	0-0
Biggest Deficit in Win.....	11 pts • 1H • 13:22
.....(vs. Idaho State, 12/5/23)	
Largest Lead in Loss .....	7 pts • OT • 2:26
.....(vs. PSU, 12/18/23)	

## FRESNO STATE NOTES

### SCORING FROM THE BENCH

Depth is big in a long season and Fresno State has been trying to develop that. Fresno State is getting 23.9 points per game from its bench, best in the Mountain West.

- The bench has accounted for at least 30 points in four games.
- A bench player has scored in double figures in nine out of 13 games for the Bulldogs.
- The 'Dogs are 2-0 this season when two bench players reach double figures.

### 70 IS THE MAGIC NUMBER

70 points. Through 13 games, 70 has been the number that the Bulldogs' offense is looking for. All but one of Fresno State's wins have come when scoring more than 70 points. When they don't hit that mark, it has all but once resulted in a loss for the 'Dogs.

- The Bulldogs are 6-1 when reaching 70 points.

### NOT PLAYING CLOSE...UNTIL RECENTLY

Whether at home or on the road, Fresno State games for the most part haven't been close. Eight of the Bulldogs' 13 games have been separated by double digits.

- Fresno State is 3-2 in the two games separated by five points or less. Three of those have come in the last four games.
- Five games have been separated by more than 20 points (2-3).

### STAYING OUT OF FOUL TROUBLE

Nearing the end of nonconference play, Fresno State leads the Mountain West in least fouls committed per game at 14.9 per outing.

- The Bulldogs have committed 10 or less fouls in three games.

### THREE IN A ROW IN FRESNO

Within its recent home stretch, Fresno State won three straight games against Idaho State, Pacific and CSU Bakersfield.

- The Bulldogs had not won three consecutive regular-season games since Jan. 11-18, 2022. The 'Dogs closed that season with four straight wins during the postseason to win The Basketball Classic.
- Fresno State started the 2021-22 season with five straight wins.

### HILL RISING IN THE RECORD BOOK

Isaiah Hill, who started his collegiate career at Tulsa, moved into the Top 50 of Fresno State's all-time scoring list last season and is the 47th men's basketball player to score at least 900 points as a Bulldog.

- Hill entered the 2023-24 season ranked 44th all-time in program history with 962 career points at Fresno State. He has quickly continued to move up the list, checking in at No. 29 with 1,122 points after 12 games.

### FLOOR GENERAL

In 12 games, Isaiah Hill has dished out 72 assists. He has dished out at least eight assists in four games this season, including a season-high nine against CSU Bakersfield.

- In his last 15 games, Hill has recorded 94 assists.
- Hill has 19 games at Fresno State with at least six assists.
- In 100 games as a Bulldog, Hill ranks seventh in career assists, moving up four spots this season.

- While Hill sits No. 5 in the Mountain West, and No. 20 in the NCAA, this season with 6.0 assists per game, he can also score, putting up 13.3 points per game, 16th-most in the MW.

### EYES FROM THREE

Shoot from outside. That's what was expected and what Wyoming transfer Xavier DuSell has brought to Fresno State. With a team-high 33 made 3-pointers through 13 games, DuSell is above the 2.0 per game he made in his 86 games at Wyoming.

- DuSell ranks No. 2 in the Mountain West 3-point percentage (40.7) and No. 3 in made 3's per game (2.5).
- His 43.8 percent from deep ranks 53rd in the NCAA.
- Against Pacific, he matched his career high with six made 3's, doing so on nine attempts. It was the fifth time he has made six 3-pointers in a game.

### WHO'S IN HILL'S SIGHTS - CAREER POINTS

20 Tyler Johnson (2011-14)	127	1,346
21. Chris Herren (1996-99)	86	1,297
22. Demetrius Porter (1998-01)	132	1,227
23. Ja'Vance Coleman (2004-07)	79	1,212
24. Lonnie Hughey (1965-66)	58	1,187
25. Kevin Olekaibe (2011-13)	92	1,169
26. Kevin Bell (2004-08)	121	1,164
27. Ron Anderson (1983-84)	68	1,152
28. Jerry Pender (1971-72)	51	1,142
29. Isaiah Hill (2021-Pres.)	100	1,122
30. Charles Bailey (1972-74)	73	1,103

### MOVING UP THE CAREER ASSIST LIST

5. Mitch Arnold (1982-85)	117	420
6. Marvelle Harris (2013-16)	136	396
7. Isaiah Hill (2021-Pres.)	100	384
8. Brian Santiago (1993-94)	55	354
9. Wil Hooker (1989-92)	119	344
10. Leo Walker (1986-88)	85	319

## FRESNO STATE NOTES

### CLEANING THE GLASS

At 6-foot-11, 250-pound, Enoch Boayke has begun to impose his presence inside on the glass. The junior has pulled down double digit rebound totals in recent weeks, first grabbing 13 against James Madison before following with 16 versus UC Santa Barbara.

- Boayke's 16 against the Gauchos 16 was three shy of Nate Grimes' single-game Save Mart Center record from Feb. 2, 2019.
- Boayke ranks No. 3 in the Mountain West at 8.2 rebounds per game.
- Boayke has three games with at least 13 rebounds.

### ECLIPSING 1,000

With a season-high 14 points against Portland State, Isaiah Pope eclipsed 1,000 points for his career. Playing in his fifth collegiate season, and first at Fresno State he has 1,030 points in 117 games.

- Pope began his career at D-II Humboldt State before transferring to Utah Tech where he totaled 711 points in three seasons, scoring 432 during the 2022-23 season.

### ASSERTING HIMSELF

With 31 points through the first 10 games of the season, Isaiah Pope has begun to find his footing after being hampered by injury early in the season. The fifth-year senior has scored 37 points in his last three games (12.3 ppg).

- 15 of Pope's points have come at the free-throw line as he's gone 15-of-21 from the stripe.

### REPS PAYING OFF

Averaging 10.3 points per game, Donovan Yap Jr. has taken a big step forward offensively. The senior has not only doubled his scoring average, but all three of his shooting percentages have increased from Year 3 to Year 4.

- Yap Jr. has gone from 38.6 to 43.2 percent from the field, 27.0 to 38.2 percent from the 3 and 76.3 to 91.4 percent from the free throw line.

### 20-POINT OUTINGS

Against Morgan State, Donovan Yap Jr. had a night to remember. The senior poured in 23 points to lead the 'Dogs to a 19-point win. It was the first 20-point performance of his career. He followed that up with 20 points versus New Mexico State.

### INSTANT OFFENSE

With the Bulldogs looking for a spark, Isaac Taveras has been just that off the bench on multiple occasions. The 6-foot-5 quick, aggressive freshman has been able to get to the bucket with ease.

- In 15 minutes in Ohio, Taveras scored 13 points on 6-of-7 shooting while producing two steals.
- Against Idaho State, the freshman again totaled 13 points, going 5-of-5 from the field while again coming up with two steals.
- In 12 minutes versus Pacific, Taveras totaled 10 points on 5-of-7 shooting and dished out a season-high three assists.

### TOWER FROM LONDON

A cornerstone for the Bulldogs after his first season in Fresno, Eduardo Andre picked up right where he left off last season. Game 1 saw the 6-foot-11 forward put up 17 points, nine rebounds and four blocks against Fresno Pacific.

- Recently in back-to-back games against Pacific and Portland State, Andre recorded his first and second double-digit rebounding games of the season with 10 in each.
- Andre started the final 15 games in 2022-23, averaging 10.9 points, 7.9 rebounds and 2.1 blocks per game, 2.6 points, 2.0 rebounds and 0.6 blocks above his overall season averages.
- Five of his six double-doubles came in those final 15 games.

### RETURN TO SENDER

In his last four games, Eduardo Andre has begun to show why he was one of the top interior defenders in the Mountain West a season ago. The senior has 10 blocks in that span with seven of those coming in just his last two outings.

- Andre has moved up to fourth in the MW with 1.3 blocks per game.

### CANCUN ALL-TOURNAMENT TEAM

After going 2-1 in the 2023 Cancun Challenge, and being led by its senior guard duo of Isaiah Hill and Donovan Yap Jr., the two were named to the All-Tournament Team Riviera Division.

- Yap Jr. posted the first two 20-point games of his career and averaged 17.3 ppg, 3.0 apg and 2.3 rpg. He shot 47.1 percent from the field and 54.5 percent from 3.
- Hill averaged 16.7 ppg, 5.0 apg and 3.3 rpg. He shot 47.2 percent from the field and 38.9 percent from 3.
- The two were perfect from the charity stripe, knocking down a combined 23-of-23.

## MOUNTAIN WEST STANDINGS

	MW	Overall
Nevada (RV/RV)	0-0	13-1
Colorado State (15/14)	0-0	12-1
Utah State	0-0	12-1
New Mexico (RV/RV)	0-0	11-1
San Diego State (RV/RV)	0-0	11-2
Boise State	0-0	9-4
Air Force	0-0	7-6
Fresno State	0-0	7-6
San Jose State	0-0	7-6
Wyoming	0-0	7-6
UNLV	0-0	6-5

As of Dec. 31

## MOUNTAIN WEST PRESEASON POLL

Rank	Team (1st Place Votes)	Points
1.	San Diego State (25)	333
2.	Boise State (4)	299
3.	New Mexico (1)	278
4.	Nevada (1)	240
5.	Colorado State	218
6.	UNLV	199
7.	San Jose State	124
8.	Fresno State	115
9.	Utah State	105
10.	Wyoming	74
11.	Air Force	61

## MOUNTAIN WEST PRESEASON AWARDS

### Preseason All-MW Team

Name	Class	Pos.	School
Tyson Degenhart	F	Jr.	Boise State
Isaiah Stevens	G	Gr.	Colorado State
Jalen House	G	Gr.	New Mexico
Jamal Mashburn Jr.	G	Sr.	New Mexico
Lamont Butler	G	Sr.	San Diego State

### Preseason Individual Awards

Isaiah Stevens	Player of the Year
Reese Waters	Newcomer of the Year
Edan Thomas Jr.	Freshman of the Year

## FRESNO STATE NOTES

### REUNITED

Playing their senior year of high school together at AZ Compass Prep in Chandler, Eduardo Andre and Xavier DuSell have reunited in Fresno after three years. While Andre made the move to the Central Valley after two seasons at Nebraska, DuSell joined him this year after three seasons at Wyoming.

### THREE STARTERS RETURN

With three returning starters - Isaiah Hill (12.6 PPG), Eduardo Andre (8.3 PPG) and Leo Colimerio (5.3 PPG), Fresno State returned most of its core from last season.

In addition to the three returning starters, Justin Hutson also brought back Donovan Yap Jr. (6.1 PPG), Steven Vazquez Jr., Chuks Isitua and redshirt freshman Jeff Sims Jr. for 2023-24 season.

### WE HAVE MORE TIME

While it may look like the Bulldogs have six players who will be out of eligibility after this season, four of their seniors will have an extra year available as their first year in college was 2020-21 allowing them to receive the covid year. Those seniors are Eduardo Andre, Leo Colimerio, Xavier DuSell and Donovan Yap Jr, key pieces to what the 'Dogs are building.

- The two fifth-year seniors who will be out of eligibility are Isaiah Hill and newcomer Isaiah Pope.

### AN INFLUX OF TALENT

During the offseason, Fresno State made plenty of changes to its roster. The Bulldogs hit the recruiting trail hard bringing in eight new additions for the 2023-24 season.

- Fresno State found four players in the portal in D-I transfers Xavier DuSell (Wyoming), Isaiah Pope (Utah Tech), Enoch Boakye (Arizona State) and Pierre Geneste Jr. (La Tech).
- The 'Dogs added two players from the junior college ranks in Jalen Weaver (Salt Lake CC) and Chase Courtney (San Diego City College) who each have experience at the D-I level.
- The last two additions were freshman Isaac Taveras (North Florida Educational Institute from Santo Domingo, DR) and Zaylon Thomas, a former track and field athlete from UCLA.

### VETERAN LADEN

With all of the changes to the Fresno State roster, it's easy to think that the Bulldogs are young. Twelve of the 15 players on the roster though are upperclassmen.

- Ten players have at least two years of college basketball experience at the D-I level.
- The Bulldogs have two fifth-year seniors in Isaiah Hill and Isaiah Pope.
- The underclassmen on the roster include true freshman Isaac Taveras, redshirt freshman Jeff Sims Jr. and sophomore transfer Pierre Geneste Jr.

### GOING INTERNATIONAL

With three internationals already on the roster in Eduardo Andre (England), Leo Colimerio (Brazil) and Chuks Isitua (Nigeria), the Bulldogs added three more players with passports to its roster during the offseason. The 'Dogs brought in transfers Enoch Boakye (Canada) and Pierre Geneste Jr. (Haiti) along with freshman Isaac Taveras (Dominican Republic).

- When they make their debuts, the three additions will be the 29th, 30th and 31st international players to play for Fresno State.
- Boakye will be the fourth Canadian to play for the Bulldogs while Geneste Jr. and Taveras will be the first from their countries.
- Colimerio was the Bulldogs' fourth player from Brazil while Andre and Isitua were the first to play for Fresno State from England and Nigeria.

### SIX 2023 NCAA TOURNAMENT TEAMS ON THE SCHEDULE

Among Fresno State's opponents during the 2023-24 season, six were in the 2023 NCAA Tournament. The first of the six comes in the Bulldogs' second game of the season in a trip to Kent State (Nov. 11). The second, UCSB, comes to the Save Mart Center on Nov. 27.

Fresno State will see the other four during Mountain West action. The 'Dogs will play home and away games against Boise State, Nevada, San Diego State and Utah State in 2024.

### EXPOSURE FOR THE BULLDOGS

Fresno State will see 11 of its games on national television this season with its first two coming ahead of Thanksgiving. During the Cancun Challenge, the Bulldogs will face New Mexico State in its first game and either JMU or Southern Illinois in their second. Both games will air on CBS Sports Network (CBSSN). During the last two seasons, Fresno State featured in the Wooden Legacy and the Southern California Challenge during Feast Week.

Fresno State will also have nine of its MW games broadcast on either CBSSN or FS1, with the other nine streaming on the Mountain West Network this season.

### FRESNO STATE PRODUCING NBA DRAFT LOTTERY PICKS, PROS

In the last 23 seasons, Fresno State has produced three NBA Lottery picks - Paul George (No. 10 overall in 2010), Melvin Ely (No. 12 overall in 2002) and Courtney Alexander (No. 13 overall in 2000) - while UNLV has two and San Diego State has one in that same span.

- Overall, Fresno State has had 32 players go on to play in the NBA, including 21 being selected in the NBA Draft with five first-round picks (four since 2000).
- Paul George current plays for the Los Angeles Clippers and Orlando Robinson plays for the Miami Heat.

### MOST NBA LOTTERY PICKS

(LAST 24 SEASONS • 2000-23)

- Fresno State: 3
- UNLV: 2
- San Diego State: 1

### BULLDOGS PICKED TO FINISH 8TH IN THE MOUNTAIN WEST

With the Mountain West sending four teams to the NCAA Tournament for the second consecutive year, 2023-24 looks to be another strong season for the conference. Fresno State is rated No. 100 (seventh in the MW) in the preseason Kenpom preseason ratings.

- In the official 2023-24 MW Predicted Order of Finish, as voted on by a select group of MW media, Fresno State was picked to finish eighth.

### 'DOGS IN 2023-24

- Fresno State enters the 2023-24 season bringing back seven returners which includes four seniors in Eduardo Andre, Leo Colimerio, Isaiah Hill (fifth-year) and Donovan Yap Jr., along with juniors Chuks Isitua and Steven Vasquez Jr, and redshirt freshman Jeff Sims Jr.
- Fresno State head coach Justin Hutson is entering his sixth season back home in the San Joaquin Valley entering the season with an 80-73 mark as a Bulldog.
- Hutson hired new assistant coach George Aramide during the offseason. He joins Keith Brown (sixth season) and Vonn Webb (second season - fourth at Fresno State).
- Eight new players have joined the program: guards Xavier DuSell (Wyoming), Isaiah Pope (Utah Tech), Isaac Taveras (North Florida Educational Institute from Santo Domingo, DR), Zaylon Thomas (UCLA - T&F athlete), Jalen Weaver (Salt Lake CC) joining forwards Enoch Boakye (Arizona State), Chase Courtney (San Diego City College), Pierre Geneste Jr. (La Tech).



**GAMES LED TEAM IN** *(tied for team lead also included)*

<b>Scoring Leaders</b>	<b>'23-24</b>
Eduardo Andre	3
Xavier DuSell	4
Isaiah Hill	5
Isaiah Pope	2
Donavan Yap Jr.	1

<b>Rebounding Leaders</b>	<b>'23-24</b>
Eduardo Andre	6
Enoch Boakye	7
Leo Colimerio	1
Xavier DuSell	1

<b>Assists Leaders</b>	<b>'23-24</b>
Isaiah Hill	12
Isaiah Pope	1
Donavan Yap Jr.	1

<b>Blocks Leaders</b>	<b>'23-24</b>
Eduardo Andre	5
Enoch Boakye	4
Leo Colimerio	1
Xavier DuSell	1
Pierre Geneste Jr.	1
Isaiah Hill	2

<b>Steals Leaders</b>	<b>'23-24</b>
Eduardo Andre	3
Enoch Boakye	1
Leo Colimerio	3
Xavier DuSell	3
Isaiah Hill	3
Isaiah Pope	2
Isaac Taveras	4
Jalen Weaver	3
Donavan Yap Jr.	2

**SPECIALTY STATS**

(PP) points in paint; (OT) points off turnovers; (2nd) second chance points; (FB) fast break point

Fresno State - Opponents

<b>Game</b>	<b>PP</b>	<b>OT</b>	<b>2ND</b>	<b>FB</b>
Fresno Pacific	38	22	2	15
at Kent State	36	10	12	10
Morgan State	44	17	8	17
vs. New Mexico State	14	10	7	10
vs. James Madison	42	13	20	10
UC Santa Barbara	36	16	9	13
vs. BYU	32	7	4	7
Idaho State	52	19	7	26
Pacific	34	12	2	12
CSU Bakersfield	36	8	1	14
Portland State	40	12	12	10
at San Francisco	30	13	8	9
at San Diego	44	6	16	20
<b>FS Total</b>	<b>478</b>	<b>165</b>	<b>108</b>	<b>173</b>
<b>FS Average</b>	<b>36.8</b>	<b>12.7</b>	<b>8.3</b>	<b>13.3</b>
<b>Opp Total</b>	<b>416</b>	<b>207</b>	<b>143</b>	<b>143</b>
<b>Opp Average</b>	<b>32.0</b>	<b>15.9</b>	<b>11.0</b>	<b>11.0</b>

**MISCELLANEOUS STATS**

<b>Double-Doubles</b>	<b>'23-24</b>	<b>Career</b>
Eduardo Andre	0	6
Leo Colimerio	0	1
Isaiah Hill	0	1

<b>10+ Points</b>	<b>'23-24</b>	<b>Career</b>
Eduardo Andre	4	15
Enoch Boakye	3	3
Leo Colimerio	3	10
Xavier DuSell	7	7
Isaiah Hill	10	58
Isaiah Pope	2	2
Isaac Taveras	3	3
Jalen Weaver	4	4
Donovan Yap Jr.	5	13

<b>15+ points</b>	<b>'23-24</b>	<b>Career</b>
Eduardo Andre	2	6
Leo Colimerio	0	2
Xavier DuSell	3	3
Isaiah Hill	4	25
Donovan Yap Jr.	2	5

<b>20+ points</b>	<b>'23-24</b>	<b>Career</b>
Eduardo Andre	0	2
Isaiah Hill	1	8
Donavan Yap Jr.	2	2

<b>10+ Rebounds</b>	<b>'23-24</b>	<b>Career</b>
Eduardo Andre	2	8
Enoch Boakye	3	3
Leo Colimerio	0	2
Isaiah Hill	0	1

<b>10+ Assists</b>	<b>'23-24</b>	<b>Career</b>
Isaiah Hill	0	1

## LAST TIME IN BULLDOG HISTORY

### TEAM - SINGLE GAME

#### 100 Points by a Team

FS ..... 121, vs. San Jose State, 3/9/19  
Opp ..... 102, by Nevada, 1/31/18

#### 35-Point Win

FS ..... +36, vs. Chicago State (108-72), 3/4/23  
Opp ..... +37, at Utah State (39-76), 3/1/10

#### Single Overtime Game

FS Win ..... vs. New Mexico State (Cancun Challenge • Maya Riviera, Mexico) (81-76), 11/21/23  
FS Loss ..... vs. Portland State (72-75), 12/18/23

#### Double Overtime Game

FS Win ..... vs. UNLV (111-104), 2/6/16  
FS Loss ..... at San Diego State (64-65), 3/3/22

#### Triple Overtime Game

FS Win ..... vs. Pacific (75-71), 2/4/89  
FS Loss ..... vs. Wyoming (65-70), 1/17/15

#### Quadruple Overtime Game

FS Win ..... Has never happened  
FS Loss ..... at Wyoming (100-102), 2/8/17

#### Five Players Scoring in Double Digits

FS ..... 5, at San Diego, 12/29/23  
Opp ..... 5, by Colorado State, 2/4/20

#### More than Five Scoring in Double Digits

FS ..... 6, vs. California, 12/19/18  
Opp ..... 6, by Nevada, 1/31/18

#### 55 Rebounds by a Team

FS ..... 58, at San Jose State, 2/12/20  
Opp ..... 60, by Wyoming, 2/8/17

#### 50 Rebounds by a Team

FS ..... 51, vs. Fresno Pacific, 12/19/20  
Opp ..... 51, by UNLV, 12/4/19

#### +25 Rebound Margin by a Team

FS ..... +28, vs. Cal State Monterey Bay, 12/18/17  
Opp ..... +25, by UTSA, 11/11/16

#### 60 Points in a Half

FS ..... 62, vs. San Jose State, 3/9/19  
Opp ..... 62, by Nevada, 3/10/17

#### Between 16-20 Points in a Half

FS ..... 18 (2nd half), vs. San Diego State, 2/15/23  
Opp ..... 17, by CSU Bakersfield (1st half), 12/15/23

#### 15 Points or Less in a Half

FS ..... 13 (1st half), at UC Riverside, 11/14/12  
Opp ..... 15 (1st half), by Air Force, 2/22/22

#### Less than 50 Points in a Game

FS ..... 43, vs. San Diego State, 2/15/23  
Opp ..... 45, by San Diego State, 2/15/23

#### Less than 40 Points in a Game

FS ..... 39, at UC Riverside, 11/14/12  
Opp ..... 37, by Cal Poly, 12/14/19

#### 15 or More Threes by a Team in a Game

FS ..... 16, vs. Pacific, 12/9/23  
Opp ..... 15, by San Francisco, 12/22/23

#### 13 or More Steals in a Game

FS ..... 13, vs. Air Force (MW Quarterfinals), 3/14/19  
Opp ..... 13, by BYU, 12/1/23

#### 30 Turnovers in a Game

FS ..... 30, vs. TCU, 2/15/01  
Opp ..... 30, by Norfolk State, 12/30/00

#### Fewer Than 5 Turnovers in a Game

FS ..... 2, vs. Wyoming, 2/6/22  
Opp ..... 4, by San Diego State, 1/15/14

#### Over 65 Percent Shooting in a Game

FS ..... 65.3% (32-49), vs. New Mexico, 1/13/18  
Opp ..... 65.1% (28-43), by Utah State, 1/5/12

#### Over 60 Percent Shooting in a Game

FS ..... 64% (33-51), vs. Pacific, 12/9/23  
Opp ..... 61.0% (25-41), by San Diego State, 2/20/21

#### Under 25 Percent Shooting in a Game

FS ..... 22.2% (12-54), at Utah State, 3/1/10  
Opp ..... 24.5% (12-49), by Cal Poly, 12/14/19

#### Team Won on a Buzzer-Beating Shot

FS ..... by Mustafa Lawrence, vs. Winthrop, 11/10/19  
Opp ..... by KJ Allen (Portland State), 12/18/23

## LAST TIME IN BULLDOG HISTORY

### INDIVIDUAL - SINGLE GAME

#### 40 Points by a Player

FS ..... 43, Jemarl Baker, Jr., vs. Chicago State, 3/4/23  
 Opp ..... 41, Elijah Brown (New Mexico), 2/27/16

#### 35 Points by a Player

FS ..... 43, Jemarl Baker, Jr., vs. Chicago State, 3/4/23  
 Opp ..... 41, Elijah Brown (New Mexico), 2/27/16

#### 30 Points by a Player

FS ..... 43, Jemarl Baker, Jr., vs. Chicago State, 3/4/23  
 Opp ..... 33, AJ Walker (Air Force), 2/11/21

#### Two from Same Team with 20 or More Points in Same Game

FS ..... Hill (21)/Yap Jr. (20), vs. New Mexico State, 11/21/23  
 Opp ..... Turner (25)/McKinney III (22) • (San Diego), 12/29/23

#### Three from Same Team with 20 or More Points in Same Game

FS ..... Taylor (37)/Huggins (34)/Blackwell (25) • vs. San Jose State, 3/9/19  
 Opp ..... Muhammad (27)/Adams (25)/Anderson (20) • (UCLA), 12/22/12

#### Two from Same Team with 30 or More Points in the Same Game

FS ..... Taylor (37)/Huggins (34) • vs. San Jose State, 3/9/19  
 Opp ..... Jones (44)/Johnson (31) • (TCU), 3/6/97

#### 15 Field Goals Made by One Player

FS ..... 15, Courtney Alexander, at San Diego State, 2/25/99  
 Opp ..... 15, Nate Harris (Utah State), 1/7/06

#### 7 Three-Pointers Made by One Player

FS ..... 10, Jemarl Baker, Jr., vs. Chicago State, 3/4/23  
 Opp ..... 7, Hunter Thompson (Wyoming), 1/2/21

#### 15 Free Throws Made by One Player

FS ..... 17 (17-for-18), Deshon Taylor, at Wyoming, 2/8/17  
 Opp ..... 15 (15-for-18), Chandler Hutchison (Boise State), 1/9/18

#### 20 Field Goals Attempts by One Player

FS ..... 21, Isaiah Hill, vs. Colorado State, 2/18/23  
 Opp ..... 20, Wayne McKinney III (San Diego), 12/29/23

#### 15 Rebounds by a Player

FS ..... 16, Enoch Boakye, vs. UCSB, 11/27/23  
 Opp ..... 15, Andre Kelly (UCSB), 11/11/22

#### 20 Rebounds by a Player

FS ..... 20, Greg Smith, vs. Nevada, 3/9/11  
 Opp ..... 20, Hayden Dalton (Wyoming), 2/8/17

#### Two With 10 or More Rebounds in Same Game

FS ..... Andre (12) / Moore (12), vs. Vanderbilt (Anaheim, Calif.), 11/24/22  
 Opp ..... Bean (12) / Queta (11) • (Utah State), 3/6/21

#### 10 Assists by a Player

FS ..... 10, Isaiah Hill, vs. Chicago State, 3/4/23  
 Opp ..... 10, Jaquan Lyle (New Mexico), 1/7/20

### ALL-TIME TRIPLE-DOUBLES

Date	Student-Athlete	Opponent (Result)	Statistics
Jan. 31, 1991	Dave Barnett	UC Irvine (W 88-75)	22 pts, 12 assts, 10 rebs
Feb. 14, 1991	Dave Barnett	Utah State (W 107-86)	19 pts, 11 assts, 10 rebs
Feb. 17, 1994	Brian Santiago	Utah (W 95-86)	25 pts, 11 assts, 10 reb
Dec. 30, 2006	Dominic McGuire	San Diego (W 68-65)	14 pts, 14 rebs, 10 blks
Mar. 14, 2007	Dominic McGuire	at Georgia (L 88-78)	15 pts, 11 rebs, 10 assts

### 40 POINT CLUB (9)

Pts	Student-Athlete	Opponent, Date
45	Charles Bailey	North Texas, 1974 (20T)
43	Jemarl Baker, Jr.	vs. Chicago State, March 4, 2023
	Kevin Olekaibe	vs. Seattle U, Feb. 23, 2012
	Courtney Alexander	UAB, 1999 (OT)
41	Gary Alcorn	Loyola Marymount, 1957
40	Marvelle Harris	at Nevada, Jan. 10, 2015
	Courtney Alexander	San Jose State, 2000
	Ron Neff	Cal Poly Pomona, 1962
	Jerry Pender	San Jose State, 1971



## UNIVERSITY QUICK FACTS

Location ..... Fresno, Calif.  
 Founded..... 1911  
 Enrollment..... 24,050  
 President..... Dr. Saúl Jiménez-Sandoval  
 Director of Athletics..... Terry Tumey  
 Senior Woman Administrator ..... Carrie Coll  
 Faculty Athletic Representative..... Victor Torres  
 Colors ..... Red and Blue  
 Nickname..... Bulldogs  
 Conference ..... Mountain West

## PROGRAM QUICK FACTS

### TEAM INFORMATION

2023-24 Overall Record ..... 7-6  
 2023-24 Mountain West Record..... 0-0  
 2023-24 Starters Returning/Lost ..... 3/2  
 2023-24 Returners..... 7  
 2023-24 Newcomers ..... 8

### ARENA INFORMATION

Name ..... Save Mart Center (15,596)  
 Opened ..... 2003 (21st Season)  
 Record in Save Mart Center ..... 214-96  
 Largest Crowd..... 15,423 (12/19/06 vs. Stanford)  
 Number of 12,000-plus crowds ..... 25  
 Last 12,000-plus crowd...14,801 (3/1/14 vs. San Diego State)

### TEAM HISTORY

First Season..... 1921-22  
 Seasons..... 102nd  
 All-Time Record..... 1,402-1,196  
 Record in Selland Arena..... 407-13  
 Conference Championships..... 23  
 ..... 18 Regular Season, 5 Tournament  
 Last Conference Championship ..... 2016 (MW)  
 Postseason Appearances ..... 24\*  
 Last Postseason Appearance ..... 2022 (TBC)  
 NCAA Tournament Appearances..... 6\*  
 ..... 1981, 1982, 1984, 2000\*, '01 & '16  
 Last NCAA Tournament Appearance ..... 2016  
 NIT Appearances ..... 10  
 ..... (1983, '85, '94, '96, '97, '98, '99, 2002, '07 & '17)  
 Last NIT Appearance ..... 2017  
 NIT Final Fours..... 2 (1983 & '98)  
 NIT Championships..... 1 (1983)  
 All-Time NIT Record..... 14-10  
 College Basketball Invitational (CBI) Appearances....1  
 (2014)  
 All-Time CBI Record..... 4-2  
 The Basketball Classic Appearances..... 1 (2022)  
 NCAA Pacific Coast Regionals..... 6  
 NCAA College Division Championships..... 2  
*Note: \* = 2000 NCAA Tournament appearance vacated due to use of ineligible student-athlete*

## ATHLETICS STRATEGIC COMMUNICATIONS

Assistant Director of Strategic Communications /  
 MBB Contact ..... Josh Mitchell  
 Email..... jomitchell@csufresno.edu  
 Office ..... 559.278.7301  
 Cell ..... 559.389.1960

## 2023-24 FRESNO STATE ROSTER

#	Player	Pos.	Ht.	Wt.	Cl.	Hometown/High School/Previous School
0	Donavan Yap Jr.	G	6-5	182	Sr.*	Las Vegas, Nev. / Arbor View HS / UNLV
1	Isaac Taveras	G	6-5	186	Fr.	Santo Domingo, Dominican Republic / North Florida Educational Institute
3	Isaiah Hill	G	6-0	170	Sr.	Bakersfield, Calif. / Liberty HS / Tulsa
4	Chuks Isitua	C	6-10	226	Jr.	Lagos, Nigeria / Jack Yates HS / IUPUI
5	Jalen Weaver	G	6-4	200	Jr.	Aurora, Colo. / Smoky Hill HS / Salt Lake CC / Nevada
10	AJ Robinson	G	5-10	173	Fr.	Los Angeles, Calif. / Crenshaw High
12	Jeff Sims Jr.	G	6-1	165	RFr.	Menifee, Calif. / Santa Rosa Academy
13	Enoch Boakye	C	6-11	250	Jr.	Brampton, Ontario, Canada / George Harris Prep / Arizona State
21	Isaiah Pope	G	6-5	200	Sr.	Yorba Linda, Calif. / Orange Lutheran HS / Utah Tech
23	Leo Colimerio	G/F	6-7	193	Sr.*	Sao Paulo, Brazil / Wasatch Academy
33	Steven Vasquez Jr.	G	6-2	190	Jr.	Santa Maria, Calif. / Saint Joseph HS
34	Pierre Geneste Jr.	F	6-11	230	So.	Port-au-Prince, Haiti / Heritage Christian / Louisiana Tech
35	Eduardo Andre	C	6-11	248	Sr.*	Luanda, Angola & London, England / AZ Compass Prep / Nebraska
40	Chase Courtney	F	6-10	230	Jr.*	Scottsdale, Ariz. / Golden State Prep / Arizona State / San Jose State / San Diego City College
53	Xavier DuSell	G	6-4	200	Sr.*	Scottsdale, Ariz. / AZ Compass Prep / Wyoming

\* Has an additional year of eligibility due to the NCAA COVID-19's policy.

### COACHING STAFF

Head Coach: Justin Hutson (6th season)  
 Assistant Coach: Keith Brown (6th season)  
 Assistant Coach: Vonn Webb (2nd season)  
 Assistant Coach: George Aramide (1st season)  
 Director of Basketball Operations: Nate Leal (6th season)  
 Director of Player Development: Titus Shelton (6th season)

### PRONUNCIATIONS

Eduardo Andre – on-dray  
 Enoch Boakye – eee-knock beau-ahh-chee  
 Leo Colimerio – coh-luh-mare-ee-oh  
 Xavier DuSell – x-ae-vee-er do-sell  
 Pierre Geneste Jr. – jhuh-neh-stay  
 Chuks Isitua – chew-ks Is-uh-too-uh  
 Isaac Taveras – tuh-vair-ahs  
 George Aramide – uh-rah-muh-dee

## GAME-BY-GAME STARTING LINEUP

Date	Opponent	Result	G	G	G/F	F	F/C
11/6/23	Fresno Pacific	W, 77-66	Hill	Yap Jr.	DuSell	Andre	Boakye
11/11/23	at Kent State	L, 79-69	Hill	Weaver	DuSell	Colimerio	Andre
11/15/23	Morgan State	W, 87-68	Hill	Yap Jr.	DuSell	Colimerio	Boakye
11/21/23	vs. New Mexico State	W, 81-76 (OT)	Hill	Yap Jr.	DuSell	Andre	Boakye
11/22/23	vs. #22 James Madison	L, 95-64	Hill	Yap Jr.	DuSell	Andre	Boakye
11/27/23	UC Santa Barbara	L, 69-65	Hill	Yap Jr.	DuSell	Colimerio	Andre
12/1/23	vs. #19 BYU	L, 85-56	Hill	Yap Jr.	DuSell	Colimerio	Andre
12/5/23	Idaho State	W, 79-67	Hill	Yap Jr.	DuSell	Andre	Boakye
12/9/23	Pacific	W, 89-56	Hill	Yap Jr.	DuSell	Andre	Boakye
12/15/23	CSU Bakersfield	W, 61-58	Hill	Yap Jr.	DuSell	Colimerio	Boakye
12/18/23	Portland State	L, 75-72 (OT)	Hill	Yap Jr.	DuSell	Andre	Boakye
12/22/23	at San Francisco	L, 77-57	Hill	Yap Jr.	DuSell	Andre	Boakye
12/29/23	at San Diego	W, 71-67	Pope	Yap Jr.	DuSell	Andre	Boakye

## HEAD COACH JUSTIN HUTSON



### EXPERIENCE

Fresno State	6th season
Fresno State Record (6 seasons)	87-79
Overall Record (6 seasons)	87-79
Alma Mater	CSU Bakersfield ('94)

### YEAR-BY-YEAR RECORD AT FRESNO STATE

	OVERALL	MW	FINISH
2018-19	23-9	13-5	3rd
2019-20	11-19	7-11	T-7th
2020-21	12-12	9-11	6th
2021-22	23-13	8-9	6th
2022-23	11-20	6-12	T-8th
2022-23	7-6	0-0	--

### COACHING HISTORY

#### Fresno State

2018-present: Head Coach

#### San Diego State

2017-18: Associate Head Coach

2013-17: Assistant Coach

#### UNLV

2011-13: Associate Head Coach

#### San Diego State

2006-11: Assistant Coach

#### Cal Poly

2004-06: Assistant Coach

#### Bakersfield HS

2000-04: Head Coach

#### CSU Bakersfield

1998-2000: Assistant Coach

Justin Hutson, one of the West's best recruiters and a veteran of the Mountain West conference, is entering his sixth season as Fresno State's 19th head men's basketball coach.

In his first five seasons at Fresno State, Hutson produced a 80-73 record. Hutson has twice won 23 games in a season (2018-19 and 2021-22) and guided the Bulldogs while capturing the 2022 The Basketball Classic, presented by ERACISM, Championship.

Hutson, a native of Bakersfield, Calif., led Fresno State to a 23-9 record during his first season back home in the Valley to earn 2018-19 Joe B. Hall National Coach of the Year honors. The national award is presented annually to the top first-time head coach in NCAA Division I college basketball.

During the 2018-19 season, Fresno State ranked ninth nationally in 3-point field goals per game (10.7), 16th in total 3-point field goals and 24th nationally in both 3-point field goal percentage defense (225-735, 30.6 percent) and 3-point field goal percentage offense (342-897, 38.1 percent). The Bulldogs' defense also led the MW in steals (228, 7.1 steals per game) and turnovers forced (13.7 per game). Three Bulldogs earned All-MW honors and senior guard/forward Sam Bittner earned the program's first Academic All-American recognition. Fresno State was also one of two MW teams to go 7-2 on the road in conference play, which tied for the second-most MW road wins by a team in 20 seasons of MW basketball. Throughout the 2019-20 campaign, Hutson turned to a rotation, which featured six freshmen, who averaged a MW-leading 101.7 minutes per game and produced 33.4 points of the team's 69.2 points per game (48.3 percent of the total points). Freshman forward Orlando Robinson (12.2 ppg) led the squad in scoring.

### PRIOR TO FRESNO STATE

Hutson returned to the Valley after serving as a Division I assistant coach for 10 seasons at San Diego State (2006-11, '13-18), two seasons at UNLV (2011-13), two seasons at Cal Poly (2004-06) and two seasons at CSU Bakersfield (1998-2000).

#### San Diego State

During his time at San Diego State, Hutson helped elevate the Aztecs to the national program it has become. In his first five seasons (2006-11), SDSU won three MW titles and earned postseason berths in each of those campaigns. In 2010-11, San Diego State won 20 straight games to begin the season, won the MW regular-season and tournament titles, and advanced to the Sweet 16 of the NCAA tournament before finishing with a school-record 34 victories. SDSU ended the year ranked No. 6/11 nationally.

Upon returning to San Diego State, the Aztecs won the MW regular-season championship in 2014 and advanced to the Sweet 16 of the NCAA tournament before finishing with a No. 13/12 national ranking. In the last four seasons, which have produced a pair of additional MW regular-season titles, the Aztecs appeared in the third round of the 2015 NCAA tournament, went to the semifinals of the 2016 NIT and won the 2018 MW Tournament to secure a NCAA Tournament first round appearance.

SDSU's defensive numbers also improved to an elite level when he decided to rejoin the Aztec coaching staff. As the defensive coordinator, San Diego State finished in the top 15 nationally in both scoring defense and field-goal percentage defense in his first four seasons back. San Diego State finished second in scoring defense in 2014 and 2015, third in 2016 and 15th in 2017. As far as field-goal percentage defense, the Aztecs were eighth in 2014, seventh in 2015, first in 2016 and eighth in 2017.

#### UNLV

In his two years at UNLV, Hutson helped coach the Rebels to a pair of 25-win seasons and two NCAA appearances. He played a key role in helping UNLV bring in a highly regarded incoming class in 2012-13, which included the 2013 No. 1 overall NBA Draft selection, Anthony Bennett, a player Hutson recruited.

#### San Diego State

In both of his stints on the Montezuma Mesa, Hutson played a pivotal part in SDSU's recruiting efforts as the team's recruiting coordinator. He was the point person in recruiting future All-Americans and NBA Draft picks Kawhi Leonard, Jamaal Franklin and Xavier Thames, while also helping land D.J. Gay, who left SDSU as the school's all-time leader in career wins, and Chase Tapley, who was a four-year starter. More recently, Hutson led the charge in the Aztecs inking Malik Pope and Jeremy Hemsley.

In a poll of Division I coaches conducted by ESPN's Jeff Goodman in the summer of 2013, Hutson was considered the eighth-best recruiting assistant nationally and the best on the West Coast. More recently, ESPN's Adam Finckelstein listed Hutson as a top up-and-coming recruiter (May 2014), while Miles Simon placed him on his west region ultimate coaching staff (May 2014).

Hutson is 24-2 all-time as a Division I head or assistant coach when coaching against one of his former teams.

#### Bakersfield High School

Hutson also served as the head varsity coach at Bakersfield High where he led the Drillers to a CIF Central Section title and four appearances in the playoffs in four seasons. His 2004 team was ranked as high as No. 22 in the nation and fourth in California, while his 2003 squad finished the season with a 25-5 record and won the section title.

### PLAYING EXPERIENCE

#### CSU Bakersfield

As a collegiate player, Hutson enjoyed a storied career, winning two NCAA Division II championships at CSU Bakersfield. In the 1993 championship season, the Roadrunners were undefeated with a 33-0 record and followed that up with a 27-6 record during the 1994 season.

# #0 DONAVAN YAP JR.

**GUARD • 6-5 • SENIOR**  
**LAS VEGAS, NEV. • ARBOR VIEW HS/UNLV**



## 2023-24 GAME-BY-GAME STATS

OPPONENT	DATE	GS	MIN	FG-FGA	PCT	3FG-FGA	PCT	FT-FTA	PCT	OFF	DEF	TOT	PF	A	T/O	BLK	STL	PTS
Fresno Pacific	11/6/23	*	16	2-6	.333	0-2	.000	0-0	.000	0	0	0	1	2	1	0	0	4
at Kent State	11/11/23		19	0-2	.000	0-1	.000	5-6	.833	0	0	0	2	0	1	0	0	5
Morgan State	11/15/23		25	8-10	.800	2-3	.667	5-5	1.000	0	4	4	3	3	1	0	0	23
vs. New Mexico State	11/21/23	*	32	5-10	.500	2-4	.500	8-8	1.000	2	0	2	3	4	3	0	0	20
vs. James Madison	11/22/23	*	27	3-14	.214	2-4	.500	1-1	1.000	0	1	1	1	2	3	0	1	9
UCSB	11/27/23	*	30	5-10	.500	3-6	.500	0-0	.000	0	3	3	4	3	3	0	0	13
vs. BYU	12/1/23	*	18	1-3	.333	1-2	.500	0-0	.000	0	2	2	3	2	3	0	0	3
Idaho State	12/5/23	*	24	1-2	.500	1-1	1.000	4-4	1.000	0	1	1	1	5	2	0	0	7
Pacific	12/9/23	*	28	2-7	.286	2-6	.333	1-2	.500	0	1	1	0	4	1	0	2	7
CSU Bakersfield	12/15/23	*	27	5-7	.714	0-0	.000	2-3	.333	0	0	0	1	1	2	0	3	12
Portland State	12/18/23	*	34	3-8	.375	0-2	.000	2-2	1.000	0	0	0	4	1	0	1	1	8
at San Francisco	12/22/23	*	18	0-3	.000	0-2	.000	0-0	.000	0	0	0	3	0	4	0	0	0
at San Diego	12/29/23	*	24	3-6	.500	0-1	.000	4-4	1.000	0	4	4	1	1	4	0	0	10
at San Diego State*	1/3/23																	
Nevada*	1/6/23																	
at Wyoming*	1/13/23																	
San Jose State*	1/16/23																	
at Utah State*	1/20/23																	
Boise State*	1/23/23																	
Air Force*	1/27/23																	
UNLV*	1/30/23																	
Colorado State*	2/3/23																	
at San Jose State*	2/6/23																	
at Air Force*	2/10/23																	
UNLV*	2/14/23																	
at Boise State*	2/17/23																	
San Diego State*	2/24/23																	
Utah State*	2/27/23																	
at Nevada*	3/1/23																	
at New Mexico*	3/6/23																	
Wyoming*	3/9/23																	

### SEASON HIGHS

Points	23	vs Morgan State (11/15/23)
Rebounds	4	vs Morgan State (11/15/23)
Assists	5	vs Idaho State (12/5/23)
Steals	3	vs CSU Bakersfield (12/15/23)
Blocks	1	vs Portland State (12/18/23)
FG Made	8	vs Morgan State (11/15/23)
FG Attempts	14	vs New Mexico State (11/21/23)
3FG Made	3	vs UC Santa Barbara (11/27/23)
3FG Attempts	6	2x, last vs Pacific (12/9/23)
FT Made	8	vs New Mexico State (11/21/23)
FT Attempts	8	vs New Mexico State (11/21/23)

### CAREER HIGHS

Points	23	vs Morgan State (11/15/23)
Rebounds	6	at San Jose State (2/1/22)
Assists	5	4x, last vs Idaho State (12/5/23)
Steals	3	2x, last vs CSU Bakersfield (12/15/23)
Blocks	1	vs Portland State (12/18/23)
FG Made	8	vs Morgan State (11/15/23)
FG Attempts	13	vs Air Force (1/14/23)
3FG Made	5	vs CSUN (12/7/22)
3FG Attempts	7	2x, last at Wyoming 1/31/23
FT Made	8	vs New Mexico State (11/21/23)
FT Attempts	8	vs New Mexico State (11/21/23)

### CAREER STATS

SEASON	GP-GS	MIN/AVG	FG-FGA	FG%	3FG-3FGA	3FG%	FT-FTA	FT%	OFF	DEF	TOT	AVG	PF-FO	A	TO	BLK	STL	PTS	AVG
2020-21*	5-0	19/3.8	2-12	.167	0-5	.000	1-2	.500	2	2	4	0.8	2-0	1	1	0	3	5	1.0
2021-22	30-0	306/10.2	22-81	.272	8-40	.200	18-25	.720	2	28	30	1.0	20-0	14	21	0	11	70	2.3
2022-23	29-3	500/17.3	66-171	.386	17-63	.270	29-38	.763	6	40	46	1.6	40-0	38	40	0	15	178	6.1
2023-24	13-11	323/24.8	38-88	.432	13-34	.382	32-35	.914	2	16	18	1.4	27-0	28	28	1	7	121	9.3
<b>TOTAL</b>	<b>77-14</b>	<b>1148/14.9</b>	<b>128-352</b>	<b>.364</b>	<b>38-142</b>	<b>.268</b>	<b>80-100</b>	<b>.800</b>	<b>12</b>	<b>86</b>	<b>98</b>	<b>1.3</b>	<b>89-0</b>	<b>81</b>	<b>90</b>	<b>1</b>	<b>36</b>	<b>374</b>	<b>4.9</b>

\* Played 2020-21 season at UNLV

# #1 ISAAC TAVERAS

GUARD • 6-5 • FRESHMAN

SANTO DOMINGO, DOMINICAN REPUBLIC • NORTH FLORIDA EDUCATIONAL INSTITUTE



## 2023-24 GAME-BY-GAME STATS

OPPONENT	DATE	GS	MIN	FG-FGA	PCT	3FG-FGA	PCT	FT-FTA	PCT	OFF	DEF	TOT	PF	A	T/O	BLK	STL	PTS
Fresno Pacific	11/6/23	3	0-1	.000	0-0	.000	1-2	.500	1	1	2	0	0	0	0	0	1	1
at Kent State	11/11/23	16	6-7	.857	0-0	.000	1-3	.333	0	0	0	3	0	3	0	3	0	13
Morgan State	11/15/23	16	3-8	.375	0-1	.000	0-0	.000	2	2	4	1	1	2	0	1	6	
vs. New Mexico State	11/21/23	5	0-1	.000	0-0	.000	0-0	.000	1	0	1	0	0	0	0	0	1	0
vs. James Madison	11/22/23	6	1-4	.250	0-2	.000	0-0	.000	0	0	0	2	0	2	0	0	2	
UCSB	11/27/23	-	-	-	-	-	-	-	-	-	-	-	-	-	-	-	-	-
vs. BYU	12/1/23	6	1-4	.250	0-0	.000	0-0	.000	0	0	0	0	1	0	0	0	2	
Idaho State	12/5/23	14	5-5	1.000	0-0	.000	3-5	.600	1	0	1	1	0	0	0	2	13	
Pacific	12/9/23	12	5-7	.714	0-0	.000	0-0	.000	1	0	1	1	3	0	0	1	10	
CSU Bakersfield	12/15/23	14	3-6	.500	0-1	.000	1-4	.250	0	1	1	1	1	3	0	0	7	
Portland State	12/18/23	16	3-6	.500	0-0	.000	2-5	.400	1	2	3	0	0	2	0	2	8	
at San Francisco	12/22/23	16	3-7	.429	0-1	.000	0-0	.000	1	3	4	0	1	3	0	1	6	
at San Diego	12/29/23	8	1-5	.200	0-0	.000	0-0	.000	0	1	1	1	0	0	0	1	2	
at San Diego State*	1/3/23																	
Nevada*	1/6/23																	
at Wyoming*	1/13/23																	
San Jose State*	1/16/23																	
at Utah State*	1/20/23																	
Boise State*	1/23/23																	
Air Force*	1/27/23																	
UNLV*	1/30/23																	
Colorado State*	2/3/23																	
at San Jose State*	2/6/23																	
at Air Force*	2/10/23																	
UNLV*	2/14/23																	
at Boise State*	2/17/23																	
San Diego State*	2/24/23																	
Utah State*	2/27/23																	
at Nevada*	3/1/23																	
at New Mexico*	3/6/23																	
Wyoming*	3/9/23																	

### SEASON HIGHS

Points	13	2x, last vs Idaho State (12/5/23)
Rebounds	4	2x, last at San Francisco (12/22/23)
Assists	3	vs Pacific (12/9/23)
Steals	2	3x, last vs Portland State (12/18/23)
Blocks		
FG Made	6	at Kent State (11/11/23)
FG Attempts	8	vs Morgan State (11/15/23)
3FG Made	2	vs James Madison (11/22/23)
3FG Attempts	1	vs Morgan State (11/15/23)
FT Made	3	vs Idaho State (12/5/23)
FT Attempts	5	2x, last vs Portland State (12/18/23)

### CAREER HIGHS

Points	13	2x, last vs Idaho State (12/5/23)
Rebounds	4	2x, last at San Francisco (12/22/23)
Assists	3	vs Pacific (12/9/23)
Steals	2	2x, last vs Idaho State (12/5/23)
Blocks		
FG Made	6	at Kent State (11/11/23)
FG Attempts	8	vs Morgan State (11/15/23)
3FG Made	2	vs James Madison (11/22/23)
3FG Attempts	1	vs Morgan State (11/15/23)
FT Made	3	vs Idaho State (12/5/23)
FT Attempts	5	2x, last vs Portland State (12/18/23)

### CAREER STATS

SEASON	GP-GS	MIN/AVG	FG-FGA	FG%	3FG-3FGA	3FG%	FT-FTA	FT%	OFF	DEF	TOT	AVG	PF-FO	A	TO	BLK	STL	PTS	AVG
2023-24	12-0	131/10.9	31-61	.508	0-5	.000	8-19	.421	8	10	18	1.5	10-0	7	15	0	12	70	5.8
<b>TOTAL</b>	<b>12-0</b>	<b>131/10.9</b>	<b>31-61</b>	<b>.508</b>	<b>0-5</b>	<b>.000</b>	<b>8-19</b>	<b>.421</b>	<b>8</b>	<b>10</b>	<b>18</b>	<b>1.5</b>	<b>10-0</b>	<b>7</b>	<b>15</b>	<b>0</b>	<b>12</b>	<b>70</b>	<b>5.8</b>

# #3 ISAIAH HILL

**GUARD • 6-0 • SENIOR**  
**BAKERSFIELD, CALIF. • LIBERTY HS/TULSA**



## 2023-24 GAME-BY-GAME STATS

OPPONENT	DATE	GS	MIN	FG-FGA	PCT	3FG-FGA	PCT	FT-FTA	PCT	OFF	DEF	TOT	PF	A	T/O	BLK	STL	PTS
Fresno Pacific	11/6/23	*	32	3-8	.375	2-6	.333	2-2	1.000	0	1	1	2	7	1	0	0	10
at Kent State	11/11/23	*	38	4-6	.667	2-3	.667	1-1	1.000	0	4	4	2	8	3	1	2	11
Morgan State	11/15/23	*	40	7-15	.467	3-7	.429	0-0	.000	2	3	5	1	7	1	0	1	17
vs. New Mexico State	11/21/23	*	40	5-14	.357	4-9	.444	7-7	1.000	0	3	3	4	5	4	0	2	21
vs. James Madison	11/22/23	*	33	5-7	.714	0-2	.000	2-2	1.000	0	2	2	1	3	4	1	1	12
UCSB	11/27/23	*	38	6-16	.375	2-8	.25	5-7	.714	3	1	8	1	2	3	0	3	19
vs. BYU	12/1/23	*	30	6-12	.500	1-4	.250	1-2	.500	0	2	2	1	5	3	0	1	14
Idaho State	12/5/23	*	35	2-9	.222	0-2	.000	5-5	1.000	0	5	5	3	4	4	0	1	9
Pacific	12/9/23	*	32	5-9	.556	5-7	.714	2-2	1.000	0	3	3	5	1	0	0	17	
CSU Bakersfield	12/15/23	*	36	5-12	.417	1-7	.143	2-4	.500	0	3	3	4	9	2	0	0	13
Portland State	12/18/23	*	42	4-14	.286	1-5	.200	1-3	.333	2	3	5	0	8	3	1	1	10
at San Francisco	12/22/23	*	29	3-10	.300	0-4	.000	1-2	.500	0	5	5	1	3	3	0	2	7
at San Diego	12/29/23	-	-	-	-	-	-	-	-	-	-	-	-	-	-	-	-	-
at San Diego State*	1/3/23																	
Nevada*	1/6/23																	
at Wyoming*	1/13/23																	
San Jose State*	1/16/23																	
at Utah State*	1/20/23																	
Boise State*	1/23/23																	
Air Force*	1/27/23																	
UNLV*	1/30/23																	
Colorado State*	2/3/23																	
at San Jose State*	2/6/23																	
at Air Force*	2/10/23																	
UNLV*	2/14/23																	
at Boise State*	2/17/23																	
San Diego State*	2/24/23																	
Utah State*	2/27/23																	
at Nevada*	3/1/23																	
at New Mexico*	3/6/23																	
Wyoming*	3/9/23																	

### SEASON HIGHS

Points	21	vs New Mexico State (11/21/23)
Rebounds	5	vs Morgan State (11/15/23)
Assists	9	vs CSU Bakersfield (12/15/23)
Steals	3	vs UC Santa Barbara (11/27/23)
Blocks	1	3x, last vs Portland State (12/18/23)
FG Made	7	vs Morgan State (11/15/23)
FG Attempts	16	vs UC Santa Barbara (11/27/23)
3FG Made	5	vs Pacific (12/9/23)
3FG Attempts	9	vs New Mexico State (11/21/23)
FT Made	7	vs New Mexico State (11/21/23)
FT Attempts	7	2x, last vs UC Santa Barbara (11/27/23)

### CAREER HIGHS

Points	28	vs UNLV (1/21/23)
Rebounds	10	at Boise State (3/2/21)
Assists	10	vs Chicago State (3/4/23)
Steals	4	2x, last vs Chicago State (3/4/23)
Blocks	2	2x, last vs Eastern Washington (3/17/22)
FG Made	10	2x, last at Air Force (2/21/23)
FG Attempts	21	vs Colorado State (2/18/23)
3FG Made	5	2x, last vs Pacific (12/9/23)
3FG Attempts	11	vs Nevada (2/24/23)
FT Made	11	vs Pepperdine (11/22/21)
FT Attempts	16	vs Pepperdine (11/22/21)

### CAREER STATS

SEASON	GP-GS	MIN/AVG	FG-FGA	FG%	3FG-3FGA	3FG%	FT-FTA	FT%	OFF	DEF	TOT	AVG	PF-FO	A	TO	BLK	STL	PTS	AVG
2019-20*	31-7	634/20.4	45-133	.338	13-55	.236	28-40	.700	4	49	53	1.7	42-0	69	58	4	31	131	4.2
2020-21	24-23	722/30.1	79-194	.407	35-91	.385	52-61	.852	11	64	75	3.1	41-0	79	66	5	32	245	10.2
2021-22	36-36	1186/32.9	129-321	.402	59-160	.369	48-70	.686	10	82	92	2.6	80-0	119	84	6	37	365	10.1
2023-24	12-12	424/35.3	55-132	.417	21-64	.328	29-37	.784	5	36	41	3.4	23-0	72	32	3	14	160	13.3
<b>TOTAL</b>	<b>131-106</b>	<b>3925/30.0</b>	<b>433-1105</b>	<b>.392</b>	<b>171-512</b>	<b>.334</b>	<b>216-281</b>	<b>.769</b>	<b>48</b>	<b>281</b>	<b>329</b>	<b>2.5</b>	<b>245-0</b>	<b>453</b>	<b>302</b>	<b>22</b>	<b>145</b>	<b>1253</b>	<b>9.6</b>

\* Played 2019-20 season at Tulsa

## #4 CHUKS ISITUA

CENTER • 6-10 • JUNIOR  
LAGOS, NIGERIA • JACK YATES HS/IUPUI



### 2023-24 GAME-BY-GAME STATS

OPPONENT	DATE	GS	MIN	FG-FGA	PCT	3FG-FGA	PCT	FT-FTA	PCT	OFF	DEF	TOT	PF	A	T/O	BLK	STL	PTS
Fresno Pacific	11/6/23	-	-	-	-	-	-	-	-	-	-	-	-	-	-	-	-	-
at Kent State	11/11/23	-	-	-	-	-	-	-	-	-	-	-	-	-	-	-	-	-
Morgan State	11/15/23	-	-	-	-	-	-	-	-	-	-	-	-	-	-	-	-	-
vs. New Mexico State	11/21/23	-	-	-	-	-	-	-	-	-	-	-	-	-	-	-	-	-
vs. James Madison	11/22/23	-	-	-	-	-	-	-	-	-	-	-	-	-	-	-	-	-
UCSB	11/27/23	-	-	-	-	-	-	-	-	-	-	-	-	-	-	-	-	-
vs. BYU	12/1/23	-	-	-	-	-	-	-	-	-	-	-	-	-	-	-	-	-
Idaho State	12/5/23	-	-	-	-	-	-	-	-	-	-	-	-	-	-	-	-	-
Pacific	12/9/23	-	-	-	-	-	-	-	-	-	-	-	-	-	-	-	-	-
CSU Bakersfield	12/15/23	-	-	-	-	-	-	-	-	-	-	-	-	-	-	-	-	-
Portland State	12/18/23	-	-	-	-	-	-	-	-	-	-	-	-	-	-	-	-	-
at San Francisco	12/22/23	-	-	-	-	-	-	-	-	-	-	-	-	-	-	-	-	-
at San Diego	12/29/23	-	-	-	-	-	-	-	-	-	-	-	-	-	-	-	-	-
at San Diego State*	1/3/23	-	-	-	-	-	-	-	-	-	-	-	-	-	-	-	-	-
Nevada*	1/6/23	-	-	-	-	-	-	-	-	-	-	-	-	-	-	-	-	-
at Wyoming*	1/13/23	-	-	-	-	-	-	-	-	-	-	-	-	-	-	-	-	-
San Jose State*	1/16/23	-	-	-	-	-	-	-	-	-	-	-	-	-	-	-	-	-
at Utah State*	1/20/23	-	-	-	-	-	-	-	-	-	-	-	-	-	-	-	-	-
Boise State*	1/23/23	-	-	-	-	-	-	-	-	-	-	-	-	-	-	-	-	-
Air Force*	1/27/23	-	-	-	-	-	-	-	-	-	-	-	-	-	-	-	-	-
UNLV*	1/30/23	-	-	-	-	-	-	-	-	-	-	-	-	-	-	-	-	-
Colorado State*	2/3/23	-	-	-	-	-	-	-	-	-	-	-	-	-	-	-	-	-
at San Jose State*	2/6/23	-	-	-	-	-	-	-	-	-	-	-	-	-	-	-	-	-
at Air Force*	2/10/23	-	-	-	-	-	-	-	-	-	-	-	-	-	-	-	-	-
UNLV*	2/14/23	-	-	-	-	-	-	-	-	-	-	-	-	-	-	-	-	-
at Boise State*	2/17/23	-	-	-	-	-	-	-	-	-	-	-	-	-	-	-	-	-
San Diego State*	2/24/23	-	-	-	-	-	-	-	-	-	-	-	-	-	-	-	-	-
Utah State*	2/27/23	-	-	-	-	-	-	-	-	-	-	-	-	-	-	-	-	-
at Nevada*	3/1/23	-	-	-	-	-	-	-	-	-	-	-	-	-	-	-	-	-
at New Mexico*	3/6/23	-	-	-	-	-	-	-	-	-	-	-	-	-	-	-	-	-
Wyoming*	3/9/23	-	-	-	-	-	-	-	-	-	-	-	-	-	-	-	-	-

### SEASON HIGHS

Points  
Rebounds  
Assists  
Steals  
Blocks  
FG Made  
FG Attempts  
3FG Made  
3FG Attempts  
FT Made  
FT Attempts

### CAREER HIGHS

Points 14 at Youngstown State (2/19/22)  
Rebounds 14 at Oakland (3/1/22)  
Assists 2 at Youngstown State (2/19/22)  
Steals 2 3x, last at UIC (2/14/22)  
Blocks 4 vs Green Bay (2/26/22)  
FG Made 6 at Youngstown (2/19/22)  
FG Attempts 11 at Oakland (3/1/22)  
3FG Made  
3FG Attempts  
FT Made 6 at Cleveland State (2/12/22)  
FT Attempts 8 at Cleveland State (2/12/22)

### CAREER STATS

SEASON	GP-GS	MIN/AVG	FG-FGA	FG%	3FG-3FGA	3FG%	FT-FTA	FT%	OFF	DEF	TOT	AVG	PF-FO	A	TO	BLK	STL	PTS	AVG
2021-22*	29-14	627/21.6	65-125	.520	0-0	.000	31-54	.574	46	87	133	4.6	79-2	8	46	23	14	161	5.6
2022-23	5-0	25/4.9	1-4	.250	0-0	.000	0-0	.000	2	1	3	0.6	3-0	0	1	1	2	2	0.4
2023-24	-	-	-	-	-	-	-	-	-	-	-	-	-	-	-	-	-	-	-
<b>TOTAL</b>	<b>34-14</b>	<b>652/19.2</b>	<b>66-129</b>	<b>.512</b>	<b>0-0</b>	<b>.000</b>	<b>31-54</b>	<b>.574</b>	<b>48</b>	<b>88</b>	<b>136</b>	<b>4.0</b>	<b>82-2</b>	<b>8</b>	<b>47</b>	<b>24</b>	<b>16</b>	<b>163</b>	<b>4.8</b>

\* Played 2021-22 season at IUPUI

# #5 JALEN WEAVER

GUARD • 6-4 • JUNIOR

AURORA, COLO. • SMOKY HILL HS/NEVADA/SALT LAKE CC



## 2023-24 GAME-BY-GAME STATS

OPPONENT	DATE	GS	MIN	FG-FGA	PCT	3FG-FGA	PCT	FT-FTA	PCT	OFF	DEF	TOT	PF	A	T/O	BLK	STL	PTS
Fresno Pacific	11/6/23		25	6-10	.600	0-2	.000	0-1	.000	1	2	3	2	0	1	0	1	12
at Kent State	11/11/23	*	25	2-6	.333	1-3	.333	0-0	.000	0	2	2	0	1	2	0	0	5
Morgan State	11/15/23	*	29	3-5	.600	2-3	.667	1-4	.250	1	0	1	1	1	2	0	0	9
vs. New Mexico State	11/21/23		17	3-7	.429	1-2	.500	1-2	.500	0	0	0	2	1	1	0	0	8
vs. James Madison	11/22/23		18	5-10	.500	0-1	.000	0-1	.000	1	1	2	0	0	1	0	1	10
UCSB	11/27/23		10	0-1	.000	0-1	.000	0-0	.000	0	1	1	1	1	1	0	1	0
vs. BYU	12/1/23		20	4-8	.500	1-3	.333	1-1	1.000	0	2	2	0	1	2	0	0	10
Idaho State	12/5/23		16	2-6	.333	0-2	.000	1-1	1.000	1	0	1	1	1	0	0	2	5
Pacific	12/9/23		7	0-0	.000	0-0	.000	1-2	.500	0	0	0	1	0	0	0	0	1
CSU Bakersfield	12/15/23		7	1-1	1.000	1-1	1.000	0-0	.000	0	0	0	1	0	0	0	0	3
Portland State	12/18/23		2	0-0	.000	0-0	.000	0-0	.000	0	0	0	0	0	0	0	0	0
at San Francisco	12/22/23		19	3-7	.429	0-2	.000	2-3	.667	0	0	0	1	1	2	0	0	8
at San Diego	12/29/23		24	4-6	.667	0-0	.000	2-4	.500	1	3	4	2	0	0	1	2	10
at San Diego State*	1/3/23																	
Nevada*	1/6/23																	
at Wyoming*	1/13/23																	
San Jose State*	1/16/23																	
at Utah State*	1/20/23																	
Boise State*	1/23/23																	
Air Force*	1/27/23																	
UNLV*	1/30/23																	
Colorado State*	2/3/23																	
at San Jose State*	2/6/23																	
at Air Force*	2/10/23																	
UNLV*	2/14/23																	
at Boise State*	2/17/23																	
San Diego State*	2/24/23																	
Utah State*	2/27/23																	
at Nevada*	3/1/23																	
at New Mexico*	3/6/23																	
Wyoming*	3/9/23																	

## SEASON HIGHS

Points	12	vs Fresno Pacific (11/6/23)
Rebounds	4	at San Diego (12/29/23)
Assists	1	8x, last at San Francisco (12/22/23)
Steals	2	2x, last at San Diego (12/29/23)
Blocks	1	at San Diego (12/29/23)
FG Made	6	vs Fresno Pacific (11/6/23)
FG Attempts	10	2x, last vs James Madison (11/22/23)
3FG Made	2	vs Morgan State (11/15/23)
3FG Attempts	3	3x, last vs BYU (12/1/23)
FT Made	2	at San Diego (12/29/23)
FT Attempts	4	2x, last at San Diego (12/29/23)

## CAREER HIGHS

Points	12	vs Fresno Pacific (11/6/23)
Rebounds	4	at San Diego (12/29/23)
Assists	1	8x, last at San Francisco (12/22/23)
Steals	2	2x, last at San Diego (12/29/23)
Blocks	1	at San Diego (12/29/23)
FG Made	6	vs Fresno Pacific (11/6/23)
FG Attempts	10	2x, last vs James Madison (11/22/23)
3FG Made	2	vs Morgan State (11/15/23)
3FG Attempts	3	3x, last vs BYU (12/1/23)
FT Made	2	at San Diego (12/29/23)
FT Attempts	4	2x, last at San Diego (12/29/23)

## CAREER STATS

SEASON	GP-GS	MIN/AVG	FG-FGA	FG%	3FG-3FGA	3FG%	FT-FTA	FT%	OFF	DEF	TOT	AVG	PF-FO	A	TO	BLK	STL	PTS	AVG
2021-22*	11-0	54/4.9	4-10	.400	1-4	.250	2-3	.667	0	1	1	0.1	3-0	1	3	0	2	11	1.0
2023-24	13-2	220/17.0	33-67	.493	6-20	.300	9-19	.474	5	11	16	1.2	11-0	8	12	1	7	81	6.2
<b>TOTAL</b>	<b>24-2</b>	<b>275/11.5</b>	<b>37-77</b>	<b>.481</b>	<b>7-24</b>	<b>.292</b>	<b>11-22</b>	<b>.500</b>	<b>5</b>	<b>12</b>	<b>17</b>	<b>0.7</b>	<b>14-0</b>	<b>9</b>	<b>15</b>	<b>1</b>	<b>9</b>	<b>92</b>	<b>3.8</b>

\* Played 2021-22 season at Nevada







# #13 ENOCH BOAKYE

CENTER • 6-11 • JUNIOR

BRAMPTON, ONTARIO, CANADA • GEORGE HARRIS PREP/ARIZONA STATE



## 2023-24 GAME-BY-GAME STATS

OPPONENT	DATE	GS	MIN	FG-FGA	PCT	3FG-FGA	PCT	FT-FTA	PCT	OFF	DEF	TOT	PF	A	T/O	BLK	STL	PTS
Fresno Pacific	11/6/23	*	18	3-4	.750	0-0	.000	1-2	.500	1	3	4	3	0	5	0	0	7
at Kent State	11/11/23		26	4-5	.800	0-0	.000	1-2	.500	3	3	6	3	2	4	0	2	9
Morgan State	11/15/23	*	23	5-12	.417	0-0	.000	0-1	.000	2	7	9	1	0	1	2	0	10
vs. New Mexico State	11/21/23	*	22	1-1	1.000	0-0	.000	0-0	.000	1	2	3	2	0	1	1	1	2
vs. James Madison	11/22/23	*	21	4-9	.444	0-0	.000	0-0	.000	6	7	13	2	0	2	0	0	8
UCSB	11/27/23		20	3-6	.500	0-0	.000	1-2	.500	6	10	16	2	0	0	0	0	7
vs. BYU	12/1/23		20	4-5	.800	0-0	.000	0-0	.000	0	4	4	0	0	4	0	0	8
Idaho State	12/5/23	*	16	4-6	.667	0-0	.000	0-1	.000	1	4	5	4	0	2	0	0	8
Pacific	12/9/23	*	18	2-2	1.000	0-0	.000	2-6	.333	3	6	9	1	1	2	0	0	6
CSU Bakersfield	12/15/23	*	29	5-7	.714	0-0	.000	1-2	.500	0	8	8	3	0	0	1	0	11
Portland State	12/18/23	*	22	5-6	.833	0-0	.000	2-2	1.000	3	4	7	2	1	0	4	1	12
at San Francisco	12/22/23	*	23	3-3	1.000	0-0	.000	1-5	.200	2	6	8	1	0	3	1	1	7
at San Diego	12/29/23	*	28	3-4	.750	0-0	.000	2-5	.400	4	10	14	2	0	2	2	0	8
at San Diego State*	1/3/23																	
Nevada*	1/6/23																	
at Wyoming*	1/13/23																	
San Jose State*	1/16/23																	
at Utah State*	1/20/23																	
Boise State*	1/23/23																	
Air Force*	1/27/23																	
UNLV*	1/30/23																	
Colorado State*	2/3/23																	
at San Jose State*	2/6/23																	
at Air Force*	2/10/23																	
UNLV*	2/14/23																	
at Boise State*	2/17/23																	
San Diego State*	2/24/23																	
Utah State*	2/27/23																	
at Nevada*	3/1/23																	
at New Mexico*	3/6/23																	
Wyoming*	3/9/23																	

### SEASON HIGHS

Points	12	vs Portland State (12/18/23)
Rebounds	16	vs UC Santa Barbara (11/27/23)
Assists	2	at Kent State (11/11/23)
Steals	2	at Kent State (11/11/23)
Blocks	4	vs Portland State (12/18/23)
FG Made	5	3x, last vs Portland State (12/18/23)
FG Attempts	12	vs Morgan State (11/15/23)
3FG Made		
3FG Attempts		
FT Made	2	3x, last at San Diego (12/29/23)
FT Attempts	6	vs Pacific (12/9/23)

### CAREER HIGHS

Points	12	vs Portland State (12/18/23)
Rebounds	16	vs UC Santa Barbara (11/27/23)
Assists	2	at Kent State (11/11/23)
Steals	1	2x, last at Texas Southern (11/13/22)
Blocks	4	vs Portland State (12/18/23)
FG Made	5	3x, last vs Portland State (12/18/23)
FG Attempts	12	vs Morgan State (11/15/23)
3FG Made		
3FG Attempts		
FT Made	3	vs Loyola Chicago (11/26/21)
FT Attempts	6	vs Pacific (12/9/23)

### CAREER STATS

SEASON	GP-GS	MIN/AVG	FG-FGA	FG%	3FG-3FGA	3FG%	FT-FTA	FT%	OFF	DEF	TOT	AVG	PF-FO	A	TO	BLK	STL	PTS	AVG
2021-22*	31-3	382/12.3	28-53	.528	0-0	.000	7-23	.304	36	72	108	3.5	58-1	7	24	29	1	63	2.0
2022-23*	19-0	60/3.2	5-10	.500	0-0	.000	3-9	.333	6	7	13	0.7	12-0	2	4	4	1	13	0.7
2023-24	13-10	285/21.9	46-70	.657	0-0	.000	11-28	.393	32	74	106	8.2	26-0	4	26	11	5	103	7.9
<b>TOTAL</b>	<b>63-13</b>	<b>727/11.5</b>	<b>79-133</b>	<b>.594</b>	<b>0-0</b>	<b>.000</b>	<b>21-60</b>	<b>.350</b>	<b>74</b>	<b>153</b>	<b>227</b>	<b>3.6</b>	<b>96-1</b>	<b>13</b>	<b>54</b>	<b>44</b>	<b>7</b>	<b>179</b>	<b>2.8</b>

\* Played 2021-22 and 2022-23 seasons at Arizona State

## #21 ISAIAH POPE

GUARD • 6-5 • SENIOR

YORBA LINDA, CALIF. • ORANGE LUTHERAN HS/UTAH TECH



### 2023-24 GAME-BY-GAME STATS

OPPONENT	DATE	GS	MIN	FG-FGA	PCT	3FG-FGA	PCT	FT-FTA	PCT	OFF	DEF	TOT	PF	A	T/O	BLK	STL	PTS
Fresno Pacific	11/6/23	14	0-2	.000	0-2	.000	0-0	.000	0	1	1	2	1	0	0	0	1	0
at Kent State	11/11/23	-	-	-	-	-	-	-	-	-	-	-	-	-	-	-	-	-
Morgan State	11/15/23	-	-	-	-	-	-	-	-	-	-	-	-	-	-	-	-	-
vs. New Mexico State	11/21/23	11	1-1	1.000	0-0	.000	0-0	.000	0	1	1	0	0	1	0	0	0	2
vs. James Madison	11/22/23	20	4-5	.800	1-1	1.000	0-0	.000	1	3	4	3	0	3	0	0	0	9
UCSB	11/27/23	27	3-14	.214	1-7	.143	0-1	.000	1	1	2	1	0	0	0	0	3	7
vs. BYU	12/1/23	23	0-2	.000	0-1	.000	2-2	1.000	1	1	2	1	2	5	0	0	3	2
Idaho State	12/5/23	15	1-3	.333	0-1	.000	2-2	1.000	0	1	1	1	0	0	0	0	0	4
Pacific	12/9/23	19	3-4	.750	1-2	.500	0-0	.000	0	2	2	1	3	1	0	1	0	7
CSU Bakersfield	12/15/23	19	0-2	.000	0-2	.000	0-0	.000	4	2	6	0	1	1	0	2	0	0
Portland State	12/18/23	29	3-9	.333	1-5	.200	7-10	.700	0	3	3	2	0	3	0	1	14	14
at San Francisco	12/22/23	25	1-4	.250	0-3	.000	6-6	1.000	0	1	1	1	1	0	0	0	0	8
at San Diego	12/29/23	*	31	5-10	.500	1-4	.250	2-5	.400	1	4	5	4	4	2	0	1	13
at San Diego State*	1/3/23																	
Nevada*	1/6/23																	
at Wyoming*	1/13/23																	
San Jose State*	1/16/23																	
at Utah State*	1/20/23																	
Boise State*	1/23/23																	
Air Force*	1/27/23																	
UNLV*	1/30/23																	
Colorado State*	2/3/23																	
at San Jose State*	2/6/23																	
at Air Force*	2/10/23																	
UNLV*	2/14/23																	
at Boise State*	2/17/23																	
San Diego State*	2/24/23																	
Utah State*	2/27/23																	
at Nevada*	3/1/23																	
at New Mexico*	3/6/23																	
Wyoming*	3/9/23																	

### SEASON HIGHS

Points	14	vs Portland State (12/18/23)
Rebounds	6	vs CSU Bakersfield (12/15/23)
Assists	4	at San Diego (12/29/23)
Steals	3	vs BYU (12/1/23)
Blocks		
FG Made	5	at San Diego (12/29/23)
FG Attempts	14	vs UC Santa Barbara (11/27/23)
3FG Made	1	5x, last at San Diego (12/29/23)
3FG Attempts	7	vs UC Santa Barbara (11/27/23)
FT Made	7	vs Portland State (12/18/23)
FT Attempts	10	vs Portland State (12/18/23)

### CAREER HIGHS

Points	27	at Tarleton State (1/26/23)
Rebounds	8	vs Master's (12/17/22)
Assists	8	vs New Mexico State (1/21/23)
Steals	4	vs Cal State East Bay (1/23/20)
Blocks	2	vs Westmont (12/19/22)
FG Made	8	3x, last Seattle U (3/1/23)
FG Attempts	14	2x, last at Southern Utah (2/17/23)
3FG Made	6	Tarleton State (2/20/21)
3FG Attempts	11	vs Tarleton State (2/20/21)
FT Made	11	at Grand Canyon (1/18/23)
FT Attempts	14	at Grand Canyon (1/18/23)

### CAREER STATS

SEASON	GP-GS	MIN/AVG	FG-FGA	FG%	3FG-3FGA	3FG%	FT-FTA	FT%	OFF	DEF	TOT	AVG	PF-FO	A	TO	BLK	STL	PTS	AVG
2019-20*	27-19	666/24.7	85-186	.457	34-91	.374	49-56	.875	18	65	83	3.1	75-4	52	47	4	27	253	9.4
2020-21*	16-5	345/21.5	34-99	.343	14-59	.237	28-38	.737	7	46	53	3.3	46-1	28	27	2	15	110	6.9
2021-22*	30-15	546/18.2	55-150	.367	17-61	.279	42-55	.764	20	63	83	2.8	65-2	39	55	2	17	169	5.6
2022-23*	33-28	935/28.3	130-296	.439	51-120	.425	121-151	.801	22	111	133	4.0	97-4	85	97	4	37	432	13.1
2023-24	11-1	234/21.2	21-56	.375	5-28	.179	19-26	.731	8	20	28	2.5	16-0	12	16	0	12	66	6.0
<b>TOTAL</b>	<b>117-68</b>	<b>2725/23.3</b>	<b>325-787</b>	<b>.413</b>	<b>121-359</b>	<b>.337</b>	<b>259-326</b>	<b>.794</b>	<b>75</b>	<b>305</b>	<b>380</b>	<b>3.2</b>	<b>299-11</b>	<b>216</b>	<b>242</b>	<b>12</b>	<b>108</b>	<b>1030</b>	<b>8.8</b>

\* Played 2019-20 season at Humboldt State and 2020-21, 2021-22 and 2022-23 seasons at Utah Tech

## #23 LEO COLIMERO

**GUARD/FORWARD • 6-7 • SENIOR**  
**SAO PAULO, BRAZIL • WASATCH ACADEMY**



### 2023-24 GAME-BY-GAME STATS

OPPONENT	DATE	GS	MIN	FG-FGA	PCT	3FG-FGA	PCT	FT-FTA	PCT	OFF	DEF	TOT	PF	A	T/O	BLK	STL	PTS
Fresno Pacific	11/6/23		30	2-2	1.000	0-0	.000	3-5	.600	1	6	7	0	2	1	1	1	7
at Kent State	11/11/23	*	22	3-6	.500	0-2	.000	0-0	.000	1	4	5	4	3	1	0	1	6
Morgan State	11/15/23	*	21	2-2	1.000	0-0	.000	0-0	.000	1	5	6	2	1	3	0	2	4
vs. New Mexico State	11/21/23		33	2-5	.400	1-2	.500	3-4	.750	2	6	8	2	2	0	0	0	8
vs. James Madison	11/22/23		24	0-5	.000	0-2	.000	2-4	.500	1	1	2	1	2	0	0	0	2
UCSB	11/27/23	*	25	4-8	.500	1-3	.333	2-2	1.00	1	4	5	4	0	1	1	0	11
vs. BYU	12/1/23	*	21	1-5	.200	0-0	.000	1-1	1.000	0	1	1	0	0	2	0	0	3
Idaho State	12/5/23		22	5-8	.625	0-1	.000	1-2	.500	0	3	3	1	4	2	0	2	11
Pacific	12/9/23		22	6-7	.857	1-2	.500	0-0	.000	0	7	7	2	0	1	0	1	13
CSU Bakersfield	12/15/23	*	28	1-3	.333	0-1	.000	2-2	1.000	0	2	2	5	1	2	0	0	4
Portland State	12/18/23		15	1-2	.500	0-0	.000	0-0	.000	0	1	1	5	0	1	0	0	2
at San Francisco	12/22/23		19	2-3	.667	0-0	.000	4-5	.800	2	2	4	0	0	0	0	0	8
at San Diego	12/29/23		23	1-3	.333	0-1	.000	4-4	1.000	0	2	2	5	3	1	0	1	6
at San Diego State*	1/3/23																	
Nevada*	1/6/23																	
at Wyoming*	1/13/23																	
San Jose State*	1/16/23																	
at Utah State*	1/20/23																	
Boise State*	1/23/23																	
Air Force*	1/27/23																	
UNLV*	1/30/23																	
Colorado State*	2/3/23																	
at San Jose State*	2/6/23																	
at Air Force*	2/10/23																	
UNLV*	2/14/23																	
at Boise State*	2/17/23																	
San Diego State*	2/24/23																	
Utah State*	2/27/23																	
at Nevada*	3/1/23																	
at New Mexico*	3/6/23																	
Wyoming*	3/9/23																	

### SEASON HIGHS

Points	13	vs Pacific (12/9/23)
Rebounds	8	vs New Mexico State (11/21/23)
Assists	4	vs Idaho State (12/5/23)
Steals	2	2x, last vs Idaho State (12/5/23)
Blocks	1	2x, last vs UC Santa Barbara
FG Made	6	vs Pacific (12/9/23)
FG Attempts	8	2x, last vs Idaho State (12/5/23)
3FG Made	1	2x, last vs Pacific (12/9/23)
3FG Attempts	3	vs UC Santa Barbara (11/27)
FT Made	4	2x, last at San Diego (12/29/23)
FT Attempts	5	2x, last at San Francisco (12/22/23)

### CAREER HIGHS

Points	19	vs Colorado State (2/18/23)
Rebounds	10	2x, last vs Boise State (1/28/22)
Assists	4	vs Idaho State (12/5/23)
Steals	3	3x, last at Wyoming (1/31/23)
Blocks	3	vs Wyoming (12/28/22)
FG Made	8	vs Colorado State (2/18/23)
FG Attempts	11	vs Colorado State (2/18/23)
3FG Made	1	19x, last vs Pacific (12/9/23)
3FG Attempts	4	4x
FT Made	5	2x, last at Utah State (12/31/22)
FT Attempts	6	vs UC Santa Barbara (11/11/22)

### CAREER STATS

SEASON	GP-GS	MIN/AVG	FG-FGA	FG%	3FG-3FGA	3FG%	FT-FTA	FT%	OFF	DEF	TOT	AVG	PF-FO	A	TO	BLK	STL	PTS	AVG
2020-21	18-1	194/10.8	11-23	.478	2-7	.286	3-8	.375	10	9	19	1.1	17-0	10	10	1	6	27	1.5
2021-22	36-33	912/25.3	78-131	.595	6-26	.231	29-39	.744	61	110	171	4.8	67-0	35	31	6	30	191	5.3
2023-24	13-5	304/23.4	30-59	.508	3-14	.214	22-29	.759	9	44	53	4.1	31-3	18	15	2	8	85	6.5
<b>TOTAL</b>	<b>98-60</b>	<b>2146/21.9</b>	<b>179-328</b>	<b>.546</b>	<b>20-78</b>	<b>.256</b>	<b>88-115</b>	<b>.765</b>	<b>107</b>	<b>241</b>	<b>348</b>	<b>3.6</b>	<b>179-4</b>	<b>86</b>	<b>84</b>	<b>18</b>	<b>68</b>	<b>466</b>	<b>4.8</b>

# #33 STEVEN VASQUEZ JR.

**GUARD • 6-2 • JUNIOR**  
**SANTA MARIA, CALIF. • SAINT JOSEPH HS**



## 2023-24 GAME-BY-GAME STATS

OPPONENT	DATE	GS	MIN	FG-FGA	PCT	3FG-FGA	PCT	FT-FTA	PCT	OFF	DEF	TOT	PF	A	T/O	BLK	STL	PTS
Fresno Pacific	11/6/23	-	-	-	-	-	-	-	-	-	-	-	-	-	-	-	-	-
at Kent State	11/11/23	-	-	-	-	-	-	-	-	-	-	-	-	-	-	-	-	-
Morgan State	11/15/23	-	-	-	-	-	-	-	-	-	-	-	-	-	-	-	-	-
vs. New Mexico State	11/21/23	-	-	-	-	-	-	-	-	-	-	-	-	-	-	-	-	-
vs. James Madison	11/22/23	2		0-0	.000	0-0	.000	0-0	.000	0	1	1	0	0	0	0	0	0
UCSB	11/27/23	-	-	-	-	-	-	-	-	-	-	-	-	-	-	-	-	-
vs. BYU	12/1/23	2		0-0	.000	0-0	.000	0-0	.000	0	0	0	0	0	0	0	0	0
Idaho State	12/5/23	-	-	-	-	-	-	-	-	-	-	-	-	-	-	-	-	-
Pacific	12/9/23	3		1-1	1.000	1-1	1.000	0-0	.000	0	0	0	1	0	0	0	0	3
CSU Bakersfield	12/15/23	-	-	-	-	-	-	-	-	-	-	-	-	-	-	-	-	-
Portland State	12/18/23	-	-	-	-	-	-	-	-	-	-	-	-	-	-	-	-	-
at San Francisco	12/22/23	-	-	-	-	-	-	-	-	-	-	-	-	-	-	-	-	-
at San Diego	12/29/23	-	-	-	-	-	-	-	-	-	-	-	-	-	-	-	-	-
at San Diego State*	1/3/23																	
Nevada*	1/6/23																	
at Wyoming*	1/13/23																	
San Jose State*	1/16/23																	
at Utah State*	1/20/23																	
Boise State*	1/23/23																	
Air Force*	1/27/23																	
UNLV*	1/30/23																	
Colorado State*	2/3/23																	
at San Jose State*	2/6/23																	
at Air Force*	2/10/23																	
UNLV*	2/14/23																	
at Boise State*	2/17/23																	
San Diego State*	2/24/23																	
Utah State*	2/27/23																	
at Nevada*	3/1/23																	
at New Mexico*	3/6/23																	
Wyoming*	3/9/23																	

### SEASON HIGHS

Points		
Rebounds	1	vs James Madison (11/22/23)
Assists		
Steals		
Blocks		
FG Made	1	vs Pacific (12/9/23)
FG Attempts	1	vs Pacific (12/9/23)
3FG Made	1	vs Pacific (12/9/23)
3FG Attempts	1	vs Pacific (12/9/23)
FT Made		
FT Attempts		

### CAREER HIGHS

Points	2	vs Cal Poly (12/17/21)
Rebounds	2	at New Mexico (2/28/23)
Assists	2	vs Chicago State (3/4/23)
Steals		
Blocks		
FG Made	1	2x, last vs Pacific (12/9/23)
FG Attempts	2	at Wyoming (1/31/23)
3FG Made	1	vs Pacific (12/9/23)
3FG Attempts	1	5x, last vs Pacific (12/9/23)
FT Made		
FT Attempts		

### CAREER STATS

SEASON	GP-GS	MIN/AVG	FG-FGA	FG%	3FG-3FGA	3FG%	FT-FTA	FT%	OFF	DEF	TOT	AVG	PF-FO	A	TO	BLK	STL	PTS	AVG
2021-22	4-0	7/1.6	1-3	.333	0-0	.000	0-0	.000	0	2	2	0.5	0-0	0	0	0	0	2	0.5
2022-23	4-0	15/3.9	0-5	.000	0-4	.000	0-0	.000	0	3	3	0.8	0-0	2	1	0	0	0	0.0
2023-24	3-0	7/2.4	1-1	1.000	1-1	1.000	0-0	.000	0	1	1	0.3	1-0	0	0	0	0	3	1.0
<b>TOTAL</b>	<b>11-0</b>	<b>29/2.7</b>	<b>2-9</b>	<b>.222</b>	<b>1-5</b>	<b>.200</b>	<b>0-0</b>	<b>.000</b>	<b>0</b>	<b>6</b>	<b>6</b>	<b>0.5</b>	<b>1-0</b>	<b>2</b>	<b>1</b>	<b>0</b>	<b>0</b>	<b>5</b>	<b>0.5</b>

## #34 PIERRE GENESTE JR.



**FORWARD • 6-11 • SOPHOMORE**  
**PORT-AU-PRINCE, HAITI • HERITAGE CHRISTIAN/LA TECH**

### 2023-24 GAME-BY-GAME STATS

OPPONENT	DATE	GS	MIN	FG-FGA	PCT	3FG-FGA	PCT	FT-FTA	PCT	OFF	DEF	TOT	PF	A	T/O	BLK	STL	PTS
Fresno Pacific	11/6/23	-	-	-	-	-	-	-	-	-	-	-	-	-	-	-	-	-
at Kent State	11/11/23	-	-	-	-	-	-	-	-	-	-	-	-	-	-	-	-	-
Morgan State	11/15/23	7	1-1	1.000	0-0	.000	0-0	.000	1	1	2	0	0	0	0	0	0	2
vs. New Mexico State	11/21/23	-	-	-	-	-	-	-	-	-	-	-	-	-	-	-	-	-
vs. James Madison	11/22/23	5	0-1	.000	0-0	.000	0-0	.000	0	0	0	0	0	0	0	0	0	0
UCSB	11/27/23	-	-	-	-	-	-	-	-	-	-	-	-	-	-	-	-	-
vs. BYU	12/1/23	1	0-0	.000	0-0	.000	0-0	.000	0	0	0	0	0	0	0	0	0	0
Idaho State	12/5/23	2	0-0	.000	0-0	.000	0-0	.000	0	0	0	1	0	0	0	0	0	0
Pacific	12/9/23	3	0-0	.000	0-0	.000	0-0	.000	1	0	1	0	0	1	0	0	0	0
CSU Bakersfield	12/15/23	6	0-0	.000	0-0	.000	0-0	.000	0	1	1	0	0	0	0	1	0	0
Portland State	12/18/23	-	-	-	-	-	-	-	-	-	-	-	-	-	-	-	-	-
at San Francisco	12/22/23	-	-	-	-	-	-	-	-	-	-	-	-	-	-	-	-	-
at San Diego	12/29/23	-	-	-	-	-	-	-	-	-	-	-	-	-	-	-	-	-
at San Diego State*	1/3/23																	
Nevada*	1/6/23																	
at Wyoming*	1/13/23																	
San Jose State*	1/16/23																	
at Utah State*	1/20/23																	
Boise State*	1/23/23																	
Air Force*	1/27/23																	
UNLV*	1/30/23																	
Colorado State*	2/3/23																	
at San Jose State*	2/6/23																	
at Air Force*	2/10/23																	
UNLV*	2/14/23																	
at Boise State*	2/17/23																	
San Diego State*	2/24/23																	
Utah State*	2/27/23																	
at Nevada*	3/1/23																	
at New Mexico*	3/6/23																	
Wyoming*	3/9/23																	

### SEASON HIGHS

Points	2	vs Morgan State (11/15/23)
Rebounds	2	vs Morgan State (11/15/23)
Assists		
Steals		
Blocks	1	vs CSU Bakersfield (12/15/23)
FG Made	1	vs Morgan State (11/15/23)
FG Attempts	1	2x, last vs James Madison (11/22/23)
3FG Made		
3FG Attempts		
FT Made		
FT Attempts		

### CAREER HIGHS

Points	9	vs Tennessee Southern (11/26/22)
Rebounds	7	vs Tennessee Southern (11/26/22)
Assists		
Steals		
Blocks	1	3x, last vs CSU Bakersfield (12/15/23)
FG Made	2	vs Tennessee Southern (11/26/22)
FG Attempts	3	vs Tennessee Southern (11/26/22)
3FG Made		
3FG Attempts		
FT Made	5	vs Tennessee Southern (11/26/22)
FT Attempts	9	vs Tennessee Southern (11/26/22)

### CAREER STATS

SEASON	GP-GS	MIN/AVG	FG-FGA	FG%	3FG-3FGA	3FG%	FT-FTA	FT%	OFF	DEF	TOT	AVG	PF-FO	A	TO	BLK	STL	PTS	AVG
2022-23*	7-0	40/5.7	6-7	.857	0-0	.000	5-9	.556	6	6	12	1.7	6-0	0	3	2	0	17	2.4
2023-24	6-0	24/4.0	1-2	.500	0-0	.000	0-0	.000	2	2	4	0.7	1-0	0	1	1	0	2	0.3
<b>TOTAL</b>	<b>13-0</b>	<b>64/4.9</b>	<b>7-9</b>	<b>.778</b>	<b>0-0</b>	<b>.000</b>	<b>5-9</b>	<b>.556</b>	<b>8</b>	<b>8</b>	<b>16</b>	<b>1.2</b>	<b>7-0</b>	<b>0</b>	<b>4</b>	<b>3</b>	<b>0</b>	<b>19</b>	<b>1.5</b>

\* Played 2022-23 season at Louisiana Tech

# #35 EDUARDO ANDRE

**CENTER • 6-11 • SENIOR**  
**LONDON, ENGLAND • AZ COMPASS PREP/NEBRASKA**



## 2023-24 GAME-BY-GAME STATS

OPPONENT	DATE	GS	MIN	FG-FGA	PCT	3FG-FGA	PCT	FT-FTA	PCT	OFF	DEF	TOT	PF	A	T/O	BLK	STL	PTS
Fresno Pacific	11/6/23	*	29	6-9	.667	0-0	.000	5-6	.833	1	8	9	3	0	2	4	2	17
at Kent State	11/11/23	*	17	1-2	.500	0-0	.000	0-1	.000	1	3	4	2	0	5	0	2	2
Morgan State	11/15/23		9	2-2	1.000	0-0	.000	2-6	.333	1	4	5	5	0	1	1	0	6
vs. New Mexico State	11/21/23	*	28	2-3	.667	0-0	.000	4-10	.400	1	6	7	4	0	4	0	1	8
vs. James Madison	11/22/23	*	22	4-4	1.000	0-0	.000	4-8	.500	3	2	5	2	1	3	1	3	12
UCSB	11/27/23	*	24	4-7	.571	0-0	.000	0-0	.000	2	3	5	4	0	1	0	0	8
vs. BYU	12/1/23	*	31	3-3	1.000	0-0	.000	0-0	.000	0	7	7	2	1	2	0	0	6
Idaho State	12/5/23	*	30	7-12	.583	0-0	.000	2-3	.667	3	4	7	5	3	2	0	1	16
Pacific	12/9/23	*	27	3-4	.750	0-0	.000	0-0	.000	0	10	10	0	3	1	3	0	6
CSU Bakersfield	12/15/23	-	-	-	-	-	-	-	-	-	-	-	-	-	-	-	-	-
Portland State	12/18/23	*	32	4-7	.571	0-0	.000	0-0	.000	1	9	10	3	1	2	0	0	8
at San Francisco	12/22/23	*	23	2-2	1.000	0-0	.000	0-0	.000	1	4	5	0	0	2	3	2	4
at San Diego	12/29/23	*	25	4-10	.400	0-0	.000	3-4	.750	3	2	5	4	1	1	4	1	11
at San Diego State*	1/3/23																	
Nevada*	1/6/23																	
at Wyoming*	1/13/23																	
San Jose State*	1/16/23																	
at Utah State*	1/20/23																	
Boise State*	1/23/23																	
Air Force*	1/27/23																	
UNLV*	1/30/23																	
Colorado State*	2/3/23																	
at San Jose State*	2/6/23																	
at Air Force*	2/10/23																	
UNLV*	2/14/23																	
at Boise State*	2/17/23																	
San Diego State*	2/24/23																	
Utah State*	2/27/23																	
at Nevada*	3/1/23																	
at New Mexico*	3/6/23																	
Wyoming*	3/9/23																	

## SEASON HIGHS

Points	17	vs Fresno Pacific (11/6/23)
Rebounds	10	2x, last vs Portland State (12/18/23)
Assists	3	2x, last vs Pacific (12/9/23)
Steals	3	vs James Madison (11/22/23)
Blocks	4	2x, last at San Diego (12/29/23)
FG Made	7	vs Idaho State (12/5/23)
FG Attempts	12	vs Idaho State (12/5/23)
3FG Made		
3FG Attempts		
FT Made	5	vs Fresno Pacific (11/6/23)
FT Attempts	10	vs New Mexico State (11/21/23)

## CAREER HIGHS

Points	26	at Air Force (2/21/23)
Rebounds	15	vs Air Force (1/14/23)
Assists	3	3x, last vs Pacific (12/9/23)
Steals	4	vs New Mexico (1/3/23)
Blocks	5	vs Air Force (1/14/23)
FG Made	10	at Air Force (2/21/23)
FG Attempts	14	at Air Force (2/21/23)
3FG Made		
3FG Attempts	2	vs Vanderbilt (11/24/22)
FT Made	6	at Air Force (2/21/23)
FT Attempts	10	vs New Mexico State (11/21/23)

## CAREER STATS

SEASON	GP-GS	MIN/AVG	FG-FGA	FG%	3FG-3FGA	3FG%	FT-FTA	FT%	OFF	DEF	TOT	AVG	PF-FO	A	TO	BLK	STL	PTS	AVG
2020-21*	20-0	175/8.8	22-34	.647	0-0	.000	9-20	.450	12	31	43	2.2	41-1	9	9	5	5	53	2.7
2021-22*	30-0	345/11.5	36-63	.571	0-1	.000	22-42	.524	25	71	96	3.2	63-2	9	33	16	17	94	3.1
2022-23	29-15	612/21.1	96-165	.582	0-4	.000	49-63	.778	51	120	171	5.9	82-2	23	47	44	28	241	8.3
2023-24	12-11	296/24.7	42-65	.646	0-0	.000	20-38	.526	17	62	79	6.6	34-2	10	26	16	12	104	8.7
<b>TOTAL</b>	<b>91-26</b>	<b>1428/15.7</b>	<b>196-327</b>	<b>.599</b>	<b>0-5</b>	<b>.000</b>	<b>100-163</b>	<b>.613</b>	<b>105</b>	<b>284</b>	<b>389</b>	<b>4.3</b>	<b>220-7</b>	<b>51</b>	<b>115</b>	<b>81</b>	<b>62</b>	<b>492</b>	<b>5.4</b>

\* Played 2020-21 and 2021-22 seasons at Nebraska

## #40 CHASE COURTNEY

FORWARD • 6-10 • JUNIOR

SCOTTSDALE, ARIZ. • GOLDEN STATE PREP/SAN JOSE STATE/ARIZONA STATE/SAN DIEGO CITY COLLEGE



### 2023-24 GAME-BY-GAME STATS

OPPONENT	DATE	GS	MIN	FG-FGA	PCT	3FG-FGA	PCT	FT-FTA	PCT	OFF	DEF	TOT	PF	A	T/O	BLK	STL	PTS
Fresno Pacific	11/6/23	-	-	-	-	-	-	-	-	-	-	-	-	-	-	-	-	-
at Kent State	11/11/23	-	-	-	-	-	-	-	-	-	-	-	-	-	-	-	-	-
Morgan State	11/15/23	-	-	-	-	-	-	-	-	-	-	-	-	-	-	-	-	-
vs. New Mexico State	11/21/23	-	-	-	-	-	-	-	-	-	-	-	-	-	-	-	-	-
vs. James Madison	11/22/23	-	-	-	-	-	-	-	-	-	-	-	-	-	-	-	-	-
UCSB	11/27/23	-	-	-	-	-	-	-	-	-	-	-	-	-	-	-	-	-
vs. BYU	12/1/23	1		0-2	.000	0-0	.000	0-0	.000	1	1	2	0	0	0	0	0	0
Idaho State	12/5/23	-	-	-	-	-	-	-	-	-	-	-	-	-	-	-	-	-
Pacific	12/9/23	-	-	-	-	-	-	-	-	-	-	-	-	-	-	-	-	-
CSU Bakersfield	12/15/23	-	-	-	-	-	-	-	-	-	-	-	-	-	-	-	-	-
Portland State	12/18/23	-	-	-	-	-	-	-	-	-	-	-	-	-	-	-	-	-
at San Francisco	12/22/23	-	-	-	-	-	-	-	-	-	-	-	-	-	-	-	-	-
at San Diego	12/29/23	-	-	-	-	-	-	-	-	-	-	-	-	-	-	-	-	-
at San Diego State*	1/3/23																	
Nevada*	1/6/23																	
at Wyoming*	1/13/23																	
San Jose State*	1/16/23																	
at Utah State*	1/20/23																	
Boise State*	1/23/23																	
Air Force*	1/27/23																	
UNLV*	1/30/23																	
Colorado State*	2/3/23																	
at San Jose State*	2/6/23																	
at Air Force*	2/10/23																	
UNLV*	2/14/23																	
at Boise State*	2/17/23																	
San Diego State*	2/24/23																	
Utah State*	2/27/23																	
at Nevada*	3/1/23																	
at New Mexico*	3/6/23																	
Wyoming*	3/9/23																	

### SEASON HIGHS

Points		
Rebounds	2	vs BYU (12/1/23)
Assists		
Steals		
Blocks		
FG Made		
FG Attempts	2	vs BYU (12/1/23)
3FG Made		
3FG Attempts		
FT Made		
FT Attempts		

### CAREER HIGHS

Points	5	vs Boise State (12/31/20)
Rebounds	4	2x, last vs Boise State (1/2/21)
Assists		
Steals		
Blocks	1	at Saint Mary's (12/11/20)
FG Made	2	2x, last vs Fresno Pacific (12/9/20)
FG Attempts	5	2x, last at Saint Mary's (12/11/20)
3FG Made		
3FG Attempts		
FT Made	2	2x, last at Saint Mary's (12/11/20)
FT Attempts	4	at Utah State (12/23/20)

### CAREER STATS

SEASON	GP-GS	MIN/AVG	FG-FGA	FG%	3FG-3FGA	3FG%	FT-FTA	FT%	OFF	DEF	TOT	AVG	PF-FO	A	TO	BLK	STL	PTS	AVG
2020-21	12-1	107/8.9	5-25	.200	0-0	.000	5-9	.556	8	11	19	1.6	25-0	0	8	1	0	15	1.3
2021-22	-	-	-	-	-	-	-	-	-	-	-	-	-	-	-	-	-	-	-
2023-24	1-0	1/1.4	0-2	.000	0-0	.000	0-0	.000	1	1	2	2.0	0-0	0	0	0	0	0	0.0
<b>TOTAL</b>	<b>13-1</b>	<b>108/8.3</b>	<b>5-27</b>	<b>.185</b>	<b>0-0</b>	<b>.000</b>	<b>5-9</b>	<b>.556</b>	<b>9</b>	<b>12</b>	<b>21</b>	<b>1.6</b>	<b>25-0</b>	<b>0</b>	<b>8</b>	<b>1</b>	<b>0</b>	<b>15</b>	<b>1.2</b>

\* Played 2020-21 season at San Jose State and 2021-22 season at Arizona State



# #53 XAVIER DUSELL



**GUARD • 6-4 • SENIOR**  
**SCOTTSDALE, ARIZ. • AZ COMPASS PREP/WYOMING**

## 2023-24 GAME-BY-GAME STATS

OPPONENT	DATE	GS	MIN	FG-FGA	PCT	3FG-FGA	PCT	FT-FTA	PCT	OFF	DEF	TOT	PF	A	T/O	BLK	STL	PTS
Fresno Pacific	11/6/23	*	33	4-10	.400	4-7	.571	7-7	1.000	1	0	1	1	3	1	0	4	19
at Kent State	11/11/23	*	37	7-11	.636	4-7	.571	0-0	.000	0	6	6	1	1	0	1	1	18
Morgan State	11/15/23	*	30	4-10	.400	2-6	.333	0-0	.000	0	6	6	0	1	3	0	2	10
vs. New Mexico State	11/21/23	*	37	4-11	.364	4-10	.400	0-0	.000	0	4	4	3	1	0	0	2	12
vs. James Madison	11/22/23	*	22	0-4	.000	0-2	.000	0-0	.000	0	0	0	1	1	0	0	1	0
UCSB	11/27/23	*	26	0-7	.000	0-6	.000	0-0	.000	1	0	1	1	0	1	0	0	0
vs. BYU	12/1/23	*	27	2-3	.667	1-2	.500	3-3	1.000	0	0	0	1	0	0	0	0	8
Idaho State	12/5/23	*	26	2-4	.500	2-4	.500	0-0	.000	0	3	3	1	0	1	0	0	6
Pacific	12/9/23	*	27	6-9	.667	6-9	.667	1-2	.500	0	1	1	1	2	0	0	0	19
CSU Bakersfield	12/15/23	*	34	4-11	.364	3-9	.333	0-0	.000	0	2	2	0	2	0	0	0	11
Portland State	12/18/23	*	33	3-5	.600	3-5	.600	1-2	.500	0	3	3	4	0	1	0	1	10
at San Francisco	12/22/23	*	28	3-6	.500	3-6	.500	0-0	.000	0	1	1	0	0	1	0	0	9
at San Diego	12/29/23	*	37	4-11	.364	1-8	.125	2-2	1.000	0	2	2	0	0	4	0	0	11
at San Diego State*	1/3/23																	
Nevada*	1/6/23																	
at Wyoming*	1/13/23																	
San Jose State*	1/16/23																	
at Utah State*	1/20/23																	
Boise State*	1/23/23																	
Air Force*	1/27/23																	
UNLV*	1/30/23																	
Colorado State*	2/3/23																	
at San Jose State*	2/6/23																	
at Air Force*	2/10/23																	
UNLV*	2/14/23																	
at Boise State*	2/17/23																	
San Diego State*	2/24/23																	
Utah State*	2/27/23																	
at Nevada*	3/1/23																	
at New Mexico*	3/6/23																	
Wyoming*	3/9/23																	

### SEASON HIGHS

Points	19	2x, last vs Pacific (12/9/23)
Rebounds	6	2x, last vs Morgan State (11/15/23)
Assists	3	vs Fresno Pacific (11/6/23)
Steals	4	vs Fresno Pacific (11/6/23)
Blocks	1	at Kent State (11/11/23)
FG Made	7	at Kent State (11/11/23)
FG Attempts	11	4x, last at San Diego (12/29/23)
3FG Made	6	vs Pacific (12/9/23)
3FG Attempts	10	New Mexico State (11/21/23)
FT Made	7	vs Fresno Pacific (11/6/23)
FT Attempts	7	vs Fresno Pacific (11/6/23)

### CAREER HIGHS

Points	22	at Arizona (12/8/21)
Rebounds	6	5x, last vs Morgan State (11/15/23)
Assists	6	vs Hastings (11/26/21)
Steals	4	vs Fresno Pacific (11/6/23)
Blocks	1	6x, last at Kent State (11/11/23)
FG Made	7	5, last at Kent State (11/11/23)
FG Attempts	17	vs Fresno State (3/5/22)
3FG Made	6	5x, last vs Pacific (12/9/23)
3FG Attempts	13	vs Fresno State (3/5/22)
FT Made	7	vs Fresno Pacific (11/6/23)
FT Attempts	7	vs Fresno Pacific (11/6/23)

### CAREER STATS

SEASON	GP-GS	MIN/AVG	FG-FGA	FG%	3FG-3FGA	3FG%	FT-FTA	FT%	OFF	DEF	TOT	AVG	PF-FO	A	TO	BLK	STL	PTS	AVG
2020-21	25-11	600/24.0	82-165	.497	57-125	.456	21-30	.700	5	43	48	1.9	59-1	22	21	0	9	242	9.7
2021-22	30-20	840/28.0	74-208	.356	54-165	.327	23-30	.767	4	66	70	2.3	81-1	30	27	3	14	225	7.5
2022-23	31-20	807/26.0	82-206	.398	62-147	.422	21-30	.700	8	72	80	2.6	68-4	17	19	2	21	247	8.0
2023-24	13-13	399/30.7	43-102	.422	33-81	.407	14-16	.875	2	28	30	2.3	14-0	11	12	1	11	133	10.2
<b>TOTAL</b>	<b>99-64</b>	<b>2646/26.7</b>	<b>281-681</b>	<b>.413</b>	<b>206-518</b>	<b>.398</b>	<b>79-106</b>	<b>.745</b>	<b>19</b>	<b>209</b>	<b>228</b>	<b>2.3</b>	<b>222-6</b>	<b>80</b>	<b>79</b>	<b>6</b>	<b>55</b>	<b>847</b>	<b>8.6</b>

\* Played 2020-21, 2021-22 and 2022-23 seasons at Wyoming

Box score for Fresno Pacific vs Fresno St. Includes player stats for Avery Lewis, Erik Muhonen, Kyle Monk, Isaac Peralta, Ryan Abbott, Harrison Pennisi, Gabriel Quietie, Jonah Georon, Aamos Laavainen, Alvar Peltoniemi, Ryan Vang, Ryan Braam, and team totals. Shooting by period and technical fouls are also listed.

Box score for Fresno St. vs Fresno St. Includes player stats for Eduardo Andre, Enoch Boakye, Donovan Yap Jr., Isiah Hill, Xavier DuSelle, Leo Colimero, Leo Colimero, Isiah Pope, Jalen Weaver, and Isaac Taveras. Shooting by period and technical fouls are also listed.

Summary table for Fresno St. vs Fresno St. with columns for FPU, FST, Points from, FPU, FST, Period by Period Scoring, Turnovers, Paint, Second Chance, Fast Breaks, FST, and Bench.



Box score for Fresno St. vs Kent St. Includes player stats for Eduardo Andre, Isiah Hill, Jalen Weaver, Leo Colimero, Xavier DuSelle, Enoch Boakye, and Donavan Yap Jr. Shooting by period and technical fouls are also listed.

Box score for Kent St. vs Fresno St. Includes player stats for Chris Payton Jr., Cliron Hornbeak, Reggie Bass, Giovanni Santiago, Jalen Sullinger, VonCameron Davis, Julius Rollins, Brandon Moss, Delecco Gillespie, and Tyrem Freeman. Shooting by period and technical fouls are also listed.

Summary table for Kent St. vs Fresno St. with columns for FSU, KSU, Points from, FSU, KSU, Period by Period Scoring, Turnovers, Paint, Second Chance, Fast Breaks, Bench, and Time with Lead.



Box score for Morgan St. vs Fresno St. Includes player stats for Myles Thompson, Christian Oliver, Kamron Hobbs, Wyinston Tabbs, Will Thomas, Kiran Oliver, Allen Udemadu, Daniel Akitoby, Amahie Simpkins, Kevon Wiggins, and Demajon Topps. Shooting by period and technical fouls are also listed.

Box score for Fresno St. vs Morgan St. Includes player stats for Enoch Boakye, Isiah Hill, Jalen Weaver, Leo Colimero, Xavier DuSelle, Eduardo Andre, Donovan Yap Jr., and Isaac Taveras. Shooting by period and technical fouls are also listed.

Summary table for Fresno St. vs Morgan St. with columns for MSU, FST, Points from, MSU, FST, Period by Period Scoring, Turnovers, Paint, Second Chance, Fast Breaks, FST, and Bench.



Box score for Fresno St. vs New Mexico St. Includes player stats for Eduardo Andre, Enoch Boakye, Isiah Hill, Xavier DuSelle, Leo Colimero, Jalen Weaver, Isaac Taveras, and Isiah Pope. Shooting by period and technical fouls are also listed.

Box score for New Mexico St. vs Fresno St. Includes player stats for Kansi Zeagau, Robert Carpenter, Christian Cook, Ferni Odulate, Jaden Harris, Jordan Rawls, Yaak Yaak, and Clarence "Monzy" Jackson. Shooting by period and technical fouls are also listed.

Summary table for New Mexico St. vs Fresno St. with columns for FS, NMSU, Points from, FS, NMSU, Period by Period Scoring, Turnovers, Paint, Second Chance, Fast Breaks, Bench, and Time with Lead.





Officials: Jeff Spedicos, Chad Shepherd, Steve McJunkins

James Madison - 95

Record: 6-0. Box score table for James Madison with columns for NO. Name, Min, FG, 3P, FT, Rebounds, Fouls, TP, AS, TO, ST, Blocks, +/-.

Shooting By Period table with columns for 1st FG%, 3PT%, FT%, GM FG%, 3PT%, FT% and Dead Ball Rebounds: 2/1.

Technical Fouls: NONE

Fresno St. - 64

Record: 3-2. Box score table for Fresno St. with columns for NO. Name, Min, FG, 3P, FT, Rebounds, Fouls, TP, AS, TO, ST, Blocks, +/-.

Shooting By Period table with columns for 1st FG%, 3PT%, FT%, GM FG%, 3PT%, FT% and Dead Ball Rebounds: 4/0.

Technical Fouls: NONE

Summary statistics table including Biggest lead, Best Scoring Run, Lead Changes, Times Tied, Time with Lead, Points from Turnovers, Paint, Second Chance, Fast Breaks, Bench.



Officials: Michael Scypchys, Deron White, Janelita Graham

UC Santa Barbara - 69

Record: 3-2. Box score table for UC Santa Barbara with columns for NO. Name, Min, FG, 3P, FT, Rebounds, Fouls, TP, AS, TO, ST, Blocks, +/-.

Shooting By Period table with columns for 1st FG%, 3PT%, FT%, GM FG%, 3PT%, FT% and Dead Ball Rebounds: 2/0.

Technical Fouls: NONE

Fresno St. - 65

Record: 3-3. Box score table for Fresno St. with columns for NO. Name, Min, FG, 3P, FT, Rebounds, Fouls, TP, AS, TO, ST, Blocks, +/-.

Shooting By Period table with columns for 1st FG%, 3PT%, FT%, GM FG%, 3PT%, FT% and Dead Ball Rebounds: 1/0.

Technical Fouls: NONE

Summary statistics table including Biggest lead, Best Scoring Run, Lead Changes, Times Tied, Time with Lead, Points from Turnovers, Paint, Second Chance, Fast Breaks, Bench.



Officials: Gerry Pollard, Rick Crawford, Randy Richardson

Fresno St. - 56

Record: 3-4. Box score table for Fresno St. with columns for NO. Name, Min, FG, 3P, FT, Rebounds, Fouls, TP, AS, TO, ST, Blocks, +/-.

Shooting By Period table with columns for 1st FG%, 3PT%, FT%, GM FG%, 3PT%, FT% and Dead Ball Rebounds: 1/0.

Technical Fouls: NONE

BYU - 85

Record: 7-0. Box score table for BYU with columns for NO. Name, Min, FG, 3P, FT, Rebounds, Fouls, TP, AS, TO, ST, Blocks, +/-.

Shooting By Period table with columns for 1st FG%, 3PT%, FT%, GM FG%, 3PT%, FT% and Dead Ball Rebounds: 2/0.

Technical Fouls: Ally Atiki 1/9; 17

Summary statistics table including Biggest lead, Best Scoring Run, Lead Changes, Times Tied, Time with Lead, Points from Turnovers, Paint, Second Chance, Fast Breaks, Bench.



Officials: Michael Geenstein, Frank Harvey III, Jason Abanza

Idaho St. - 67

Record: 4-5. Box score table for Idaho St. with columns for NO. Name, Min, FG, 3P, FT, Rebounds, Fouls, TP, AS, TO, ST, Blocks, +/-.

Shooting By Period table with columns for 1st FG%, 3PT%, FT%, GM FG%, 3PT%, FT% and Dead Ball Rebounds: 4/0.

Technical Fouls: NONE

Fresno St. - 79

Record: 4-4. Box score table for Fresno St. with columns for NO. Name, Min, FG, 3P, FT, Rebounds, Fouls, TP, AS, TO, ST, Blocks, +/-.

Shooting By Period table with columns for 1st FG%, 3PT%, FT%, GM FG%, 3PT%, FT% and Dead Ball Rebounds: 2/0.

Technical Fouls: NONE

Summary statistics table including Biggest lead, Best Scoring Run, Lead Changes, Times Tied, Time with Lead, Points from Turnovers, Paint, Second Chance, Fast Breaks, Bench.





Official Basketball Box Score - Final  
Pacific at Fresno St.  
12/09/23 Save Mart Center, Fresno  
2023-24 Men's Basketball

Game Time: 4:00 PM  
Game Duration: 1:59  
Attendance: 1,109

Officials: Michael Reed, Brad Fresco, Tommy Johnson

Pacific - 56

Record: 4-7

Table with columns: NO. Name, Min, FG (M/A), 3P (M/A), FT (M/A), Rebounds (OR/DR/TOT), Fouls (PF/FO), TP, AS, TO, ST, Blocks (BS/BA), +/-, and a Totals row.

Shooting By Period table with columns: 1st FG%, FT%, 2nd FG%, 3PT%, GM FG%, 3PT%, FT%, and Dead Ball Rebounds: 2

Technical Fouls: Denson 1<sup>st</sup> 5:4

Fresno St. - 89

Record: 5-4

Table with columns: NO. Name, Min, FG (M/A), 3P (M/A), FT (M/A), Rebounds (OR/DR/TOT), Fouls (PF/FO), TP, AS, TO, ST, Blocks (BS/BA), +/-, and a Totals row.

Shooting By Period table with columns: 1st FG%, 3PT%, FT%, 2nd FG%, 3PT%, GM FG%, 3PT%, FT%, and Dead Ball Rebounds: 5

Technical Fouls: NONE

Summary statistics table with columns: Biggest lead, Best Scoring Run, Lead Changes, Times Tied, Time with Lead, UOP, FST, Points from Turnovers, UOP, FST, Period by Period Scoring, UOP, FST, and Totals.



Official Basketball Box Score - Final  
CSU Bakersfield at Fresno St.  
12/15/23 Save Mart Center, Fresno  
2023-24 Men's Basketball

Game Time: 7:00 PM  
Game Duration: 1:54  
Attendance: 3,166

Officials: Deron White, Michael Mojca, Michael Scypchors

CSU Bakersfield - 58

Record: 4-6

Table with columns: NO. Name, Min, FG (M/A), 3P (M/A), FT (M/A), Rebounds (OR/DR/TOT), Fouls (PF/FO), TP, AS, TO, ST, Blocks (BS/BA), +/-, and a Totals row.

Shooting By Period table with columns: 1st FG%, 3PT%, FT%, 2nd FG%, 3PT%, GM FG%, 3PT%, FT%, and Dead Ball Rebounds: 6

Technical Fouls: NONE

Fresno St. - 61

Record: 6-4

Table with columns: NO. Name, Min, FG (M/A), 3P (M/A), FT (M/A), Rebounds (OR/DR/TOT), Fouls (PF/FO), TP, AS, TO, ST, Blocks (BS/BA), +/-, and a Totals row.

Shooting By Period table with columns: 1st FG%, 3PT%, FT%, 2nd FG%, 3PT%, GM FG%, 3PT%, FT%, and Dead Ball Rebounds: 3

Technical Fouls: Taveras 1<sup>st</sup> 13:42

Summary statistics table with columns: Biggest lead, Best Scoring Run, Lead Changes, Times Tied, Time with Lead, CSB, FST, Points from Turnovers, CSB, FST, Period by Period Scoring, CSB, FST, and Totals.



Official Basketball Box Score - Final  
Portland St. at Fresno St.  
12/09/23 Save Mart Center, Fresno  
2023-24 Men's Basketball

Game Time: 7:00 PM  
Game Duration: 2:21  
Attendance: 3,003

Officials: Eric Curry, Randy Richardson, Amy Bohrer

Portland St. - 75

Record: 9-3

Table with columns: NO. Name, Min, FG (M/A), 3P (M/A), FT (M/A), Rebounds (OR/DR/TOT), Fouls (PF/FO), TP, AS, TO, ST, Blocks (BS/BA), +/-, and a Totals row.

Shooting By Period table with columns: 1st FG%, 3PT%, FT%, 2nd FG%, 3PT%, GM FG%, 3PT%, FT%, and Dead Ball Rebounds: 2

Technical Fouls: NONE

Fresno St. - 72

Record: 6-5

Table with columns: NO. Name, Min, FG (M/A), 3P (M/A), FT (M/A), Rebounds (OR/DR/TOT), Fouls (PF/FO), TP, AS, TO, ST, Blocks (BS/BA), +/-, and a Totals row.

Shooting By Period table with columns: 1st FG%, 3PT%, FT%, 2nd FG%, 3PT%, GM FG%, 3PT%, FT%, and Dead Ball Rebounds: 4

Technical Fouls: NONE

Summary statistics table with columns: Biggest lead, Best Scoring Run, Lead Changes, Times Tied, Time with Lead, PSU, FST, Points from Turnovers, PSU, FST, Period by Period Scoring, PSU, FST, and Totals.



Official Basketball Box Score - Final  
Fresno St. at San Francisco  
12/22/23 War Memorial at the Serrano Center, San Francisco  
2023-24 Men's Basketball

Game Time: 5:00 PM  
Game Duration: 1:53  
Attendance: 1,488

Officials: Michael Irving, Michael Greenstein, Frank Harvey II

Fresno St. - 57

Record: 6-6

Table with columns: NO. Name, Min, FG (M/A), 3P (M/A), FT (M/A), Rebounds (OR/DR/TOT), Fouls (PF/FO), TP, AS, TO, ST, Blocks (BS/BA), +/-, and a Totals row.

Shooting By Period table with columns: 1st FG%, 3PT%, FT%, 2nd FG%, 3PT%, GM FG%, 3PT%, FT%, and Dead Ball Rebounds: 4

Technical Fouls: NONE

San Francisco - 77

Record: 10-4

Table with columns: NO. Name, Min, FG (M/A), 3P (M/A), FT (M/A), Rebounds (OR/DR/TOT), Fouls (PF/FO), TP, AS, TO, ST, Blocks (BS/BA), +/-, and a Totals row.

Shooting By Period table with columns: 1st FG%, 3PT%, FT%, 2nd FG%, 3PT%, GM FG%, 3PT%, FT%, and Dead Ball Rebounds: 2

Technical Fouls: NONE

Summary statistics table with columns: Biggest lead, Best Scoring Run, Lead Changes, Times Tied, Time with Lead, FRE, USF, Points from Turnovers, FRE, USF, Period by Period Scoring, FRE, USF, and Totals.





Officials: Marc Beasley, Chad Shepherd, Ian Caldwell

Fresno St. - 71

Record: 7-6

NO.	Name	Min	FG		3P		FT		Rebounds		Fouls		TP	AS	TO	ST	Blocks		+/-	
			M	A	M	A	M	A	OR	DR	PF	FD					BS	BA		
35	Eduardo Andre	F 25:00	4	10	0	0	3	2	5	4	2	11	1	1	1	4	1	10		
13	Enoch Bookye	C 23:01	3	4	0	0	2	5	4	10	14	2	4	8	0	2	0	2	1	+1
0	Donavan Yap Jr.	G 24:05	3	6	0	1	4	4	4	1	3	10	1	4	0	0	1	0		
21	Isalah Pope	G 30:57	5	10	1	4	2	5	4	5	13	4	2	1	0	0	0	0		
53	Xavier DuSell	G 36:41	4	11	1	8	2	2	0	1	11	0	4	0	0	0	0	-2		
23	Leo Colmerio	22:29	1	3	0	1	4	4	0	2	2	5	3	6	3	1	1	0	1	
1	Isaac Taveras	08:51	1	5	0	0	0	0	0	1	1	1	0	2	0	0	1	0	1	
5	Jalen Weaver	23:56	4	6	0	0	2	4	1	3	4	2	4	10	0	0	2	1	0	
Team							4		4		8		0		1					
<b>Totals</b>			25	55	2	14	19	28	13	32	45	19	22	71	9	15	6	7	5	4

Shooting By Period		
1 <sup>st</sup>	FG%	12-30 40.0%
	3PT%	1-7 14.3%
	FT%	1-3 33.3%
2 <sup>nd</sup>	FG%	13-25 52.0%
	3PT%	1-7 14.3%
	FT%	18-25 72%
GM	FG%	25-55 45.5%
	3PT%	2-14 14.3%
	FT%	19-28 67.9%

Dead Ball Rebounds: 6, 1

Technical Fouls: NONE

San Diego - 67

Record: 9-5

NO.	Name	Min	FG		3P		FT		Rebounds		Fouls		TP	AS	TO	ST	Blocks		+/-	
			M	A	M	A	M	A	OR	DR	PF	FD					BS	BA		
21	PJ Hayes	F 30:15	3	9	0	4	0	0	2	2	3	0	6	1	2	0	1	1	-13	
24	Steven Jamerson II	C 28:57	0	0	0	0	2	8	10	3	1	10	2	1	0	1	0	5		
3	Wayne McKinney III	C 32:55	10	20	2	2	2	2	1	1	5	4	22	2	1	1	0	3	-2	
4	Deuce Turner	G 27:48	8	18	3	10	6	6	2	2	4	1	5	25	2	0	1	0	6	
33	Dominic Muncey	G 15:40	0	0	0	0	0	0	0	0	0	0	0	1	1	2	0	0	-6	
0	Kevin Patton Jr.	23:45	1	7	0	1	0	2	0	4	4	2	2	0	3	3	2	1	-3	
7	Dragos Lungu	06:28	1	6	0	1	0	0	1	1	2	0	2	0	0	0	0	1	-4	
11	Deven Dahlke	08:17	1	2	0	0	2	2	0	2	3	3	4	0	0	1	0	1	0	
23	Jimmy Oladokun Jr.	19:54	2	4	0	0	1	2	3	1	4	1	3	5	0	2	0	1	0	
35	Keyon Kensie	06:00	0	1	0	0	1	2	1	0	1	0	1	1	0	0	0	0	-5	
Team							2		1		3		0		0					
<b>Totals</b>			26	67	5	18	10	16	13	20	33	22	19	67	8	10	8	5	7	-4

Shooting By Period		
1 <sup>st</sup>	FG%	9-29 31.0%
	3PT%	2-10 20.0%
	FT%	2-6 33.3%
2 <sup>nd</sup>	FG%	17-38 44.7%
	3PT%	3-8 37.5%
	FT%	8-10 80%
GM	FG%	26-67 38.8%
	3PT%	5-18 27.8%
	FT%	10-16 62.5%

Dead Ball Rebounds: 1, 0

Technical Fouls: NONE

FST		USD		Points from		Period by Period Scoring		
Biggest lead	12 (2 <sup>nd</sup> 13:29)	1 (1 <sup>st</sup> 3:51)		Turnovers	6	16		
Best Scoring Run	8 (1 <sup>st</sup> 8:51)	10 (1 <sup>st</sup> 3:51)		Paint	44	34		
Lead Changes	2			Second Chance	16	19	FST	26 45 71
Times Tied	0			Fast Breaks	20	14	USD	22 45 67
Time with Lead	36:11	00:22		Bench	18	14		





## 2023-24 Fresno St. Men's Basketball Combined Team Statistics All games

### Game Records

Record	Overall	Home	Away	Neutral
ALL GAMES	7-6	5-2	1-2	1-2
CONFERENCE	0-0	0-0	0-0	0-0
NON-CONFERENCE	7-6	5-2	1-2	1-2

### Score by Periods

Team	1st	2nd	OT	TOT
Fresno St.	399	510	19	928
Opponents	406	515	17	938

### Team Box Score

No.	Player	Total			3-Point		F-Throw		Rebounds				Other Stats									
		GP-GS	MIN	AVG	FG-FGA	FG%	3FG-3FGA	3FG%	FT-FTA	FT%	OFF	DEF	TOT	AVG	PF	DQ	A	TO	BLK	STL	PTS	AVG
3	HILL, Isaiah	12-12	424:04	35.3	55-132	.417	21-64	.328	29-37	.784	5	36	41	3.4	23	0	72	32	3	14	160	13.3
53	DUSELL, Xavier	13-13	398:57	30.7	43-102	.422	33-81	.407	14-16	.875	2	28	30	2.3	14	0	11	12	1	11	133	10.2
0	YAP JR., Donavan	13-11	322:37	24.8	38-88	.432	13-34	.382	32-35	.914	2	16	18	1.4	27	0	28	28	1	7	121	9.3
35	ANDRE, Eduardo	12-11	296:00	24.7	42-65	.646	0-0	.000	20-38	.526	17	62	79	6.6	34	2	10	26	16	12	104	8.7
13	BOAKYE, Enoch	13-10	284:55	21.9	46-70	.657	0-0	.000	11-28	.393	32	74	106	8.2	26	0	4	26	11	5	103	7.9
23	COLIMERIO, Leo	13-5	304:18	23.4	30-59	.508	3-14	.214	22-29	.759	9	44	53	4.1	31	3	18	15	2	8	85	6.5
5	WEAVER, Jalen	13-2	220:23	17.0	33-67	.493	6-20	.300	9-19	.474	5	11	16	1.2	11	0	8	12	1	7	81	6.2
21	POPE, Isaiah	11-1	233:36	21.2	21-56	.375	5-28	.179	19-26	.731	8	20	28	2.5	16	0	12	16	0	12	66	6.0
1	TAVERAS, Isaac	12-0	131:01	10.9	31-61	.508	0-5	.000	8-19	.421	8	10	18	1.5	10	0	7	15	0	12	70	5.8
33	VASQUEZ JR., Steven	3-0	07:13	2.4	1-1	1.000	1-1	1.000	0-0	.000	0	1	1	0.3	1	0	0	0	0	0	3	1.0
34	GENESTE JR., Pierre	6-0	23:53	4.0	1-2	.500	0-0	.000	0-0	.000	2	2	4	0.7	1	0	0	1	1	0	2	0.3
12	SIMS JR., Jeff	1-0	00:50	0.8	0-0	.000	0-0	.000	0-0	.000	0	0	0	0.0	0	0	0	0	0	0	0	0.0
40	COURTNEY, Chase	1-0	01:23	1.4	0-2	.000	0-0	.000	0-0	.000	1	1	2	2.0	0	0	0	0	0	0	0	0.0
10	ROBINSON, AJ	1-0	00:50	0.8	0-1	.000	0-1	.000	0-0	.000	0	0	0	0.0	0	0	0	0	0	0	0	0.0
Team											21	33	54					9				
<b>Total</b>		<b>13</b>	<b>2650</b>		<b>341-706</b>	<b>.483</b>	<b>82-248</b>	<b>.331</b>	<b>164-247</b>	<b>.664</b>	<b>112</b>	<b>338</b>	<b>450</b>	<b>34.6</b>	<b>194</b>	<b>5</b>	<b>170</b>	<b>192</b>	<b>36</b>	<b>88</b>	<b>928</b>	<b>71.4</b>
<b>Opponents</b>		<b>13</b>	<b>2647</b>		<b>353-798</b>	<b>.442</b>	<b>101-276</b>	<b>.366</b>	<b>131-199</b>	<b>.658</b>	<b>138</b>	<b>290</b>	<b>428</b>	<b>32.9</b>	<b>228</b>	<b>4</b>	<b>155</b>	<b>150</b>	<b>41</b>	<b>95</b>	<b>938</b>	<b>72.2</b>

### Team Statistics

	FRESNO	OPP
<b>Scoring</b>	<b>928</b>	<b>938</b>
Points per game	71.4	72.2
Scoring margin	-0.8	-
<b>Field goals-att</b>	<b>341-706</b>	<b>353-798</b>
Field goal pct	.483	.442
<b>3 point fg-att</b>	<b>82-248</b>	<b>101-276</b>
3-point FG pct	.331	.366
3-pt FG made per game	6.3	7.8
<b>Free throws-att</b>	<b>164-247</b>	<b>131-199</b>
Free throw pct	.664	.658
F-Throws made per game	12.6	10.1
<b>Rebounds</b>	<b>450</b>	<b>428</b>
Rebounds per game	34.6	32.9
Rebounding margin	+1.7	-
<b>Assists</b>	<b>170</b>	<b>155</b>
Assists per game	13.1	11.9
<b>Turnovers</b>	<b>192</b>	<b>150</b>
Turnovers per game	14.8	11.5
Turnover margin	-3.2	-
Assist/turnover ratio	0.9	1.0
<b>Steals</b>	<b>88</b>	<b>95</b>
Steals per game	6.8	7.3
<b>Blocks</b>	<b>36</b>	<b>41</b>
Blocks per game	2.8	3.2
<b>Winning streak</b>	<b>1</b>	<b>-</b>
Home win streak	0	-
<b>Attendance</b>	<b>22928</b>	<b>5340</b>
Home games-Avg/Game	7-3275	3-1780
Neutral site-Avg/Game	-	3-4186

### Team Results

Date	Opponent		Score	Att.
11/06/2023	Fresno Pacific	W	77-66	4419
11/11/2023	at Kent St.	L	69-79	2655
11/15/2023	Morgan St.	W	87-68	3433
11/21/2023	vs New Mexico St.	Wot	81-76	516
11/22/2023	vs James Madison	L	64-95	683
11/27/2023	UC Santa Barbara	L	65-69	2796
12/01/2023	vs BYU	L	56-85	11360
12/05/2023	Idaho St.	W	79-67	2638
12/09/2023	Pacific	W	89-56	3473
12/15/2023	CSU Bakersfield	W	61-58	3166
12/18/2023	Portland St.	Lot	72-75	3003
12/22/2023	at San Francisco	L	57-77	1488
12/29/2023	at San Diego	W	71-67	1197

TV/PHOTO SPOT CHART



**0**  
**Donavan Yap Jr.**  
 G • 6-5 • 182 lbs. • Sr.  
 Las Vegas, Nev.  
 Arbor View HS / UNLV



**1**  
**Isaac Taveras**  
 G • 5-6 • 186 lbs. • Fr.  
 Santo Domingo, Dominican Rep.  
 North Florida Educational Institute



**3**  
**Isaiah Hill**  
 G • 6-0 • 170 lbs. • Sr.  
 Bakersfield, Calif.  
 Liberty HS / Tulsa



**4**  
**Chuks Isitua**  
 C • 6-10 • 226 lbs. • Jr.  
 Lagos, Nigeria  
 Jack Yates HS / IUPUI



**5**  
**Jalen Weaver**  
 G • 6-4 • 200 lbs. • Jr.  
 Aurora, Colo.  
 Smoky Hill HS / Nevada / Salt Lake CC



**10**  
**AJ Robinson**  
 G • 5-10 • 173 lbs. • R-Fr.  
 Menifee, Calif.  
 Santa Rosa Academy




**12**  
**Jeff Sims Jr.**  
 G • 6-1 • 165 lbs. • R-Fr.  
 Menifee, Calif.  
 Santa Rosa Academy



**13**  
**Enoch Boakye**  
 F • 6-11 • 250 lbs. • Jr.  
 Brampton, Ontario, Canada  
 George Harris Prep / Arizona State



**21**  
**Isaiah Pope**  
 G • 6-5 • 200 lbs. • Sr.  
 Yorba Linda, Calif.  
 Orange Lutheran HS / Utah Tech



**23**  
**Leo Colimerio**  
 G/F • 6-7 • 193 lbs. • Sr.  
 Sao Paulo, Brazil  
 Wasatch Academy




**33**  
**Steven Vasquez Jr.**  
 G • 6-2 • 190 lbs. • Jr.  
 Santa Maria, Calif.  
 Saint Joseph HS



**34**  
**Pierre Geneste Jr.**  
 F • 6-11 • 230 lbs. • So.  
 Port-au-Prince, Haiti  
 Heritage Christian / La Tech



**35**  
**Eduardo Andre**  
 F • 6-11 • 248 lbs. • Sr.  
 Luanda, Angola & London, England  
 AZ Compass Prep / Nebraska




**40**  
**Chase Courtney**  
 F • 6-10 • 230 lbs. • Jr.  
 Scottsdale, Ariz.  
 Golden State Prep / San Jose State /  
 Arizona State / San Diego City College



**53**  
**Xavier DuSell**  
 G • 6-4 • 200 lbs. • Sr.  
 Scottsdale, Ariz.  
 AZ Compass Prep / Wyoming



**Justin Hutson**  
 Head Coach  
 6th Season



**Keith Brown**  
 Assistant Coach  
 6th Season



**Vonn Webb**  
 Assistant Coach  
 2nd Season



**George Aramide**  
 Assistant Coach  
 1st Season



**Nate Leal**  
 Director of Basketball Operations  
 6th Season



**Titus Shelton**  
 Director of Player Development  
 6th Season



**Charles Young**  
 Director of Basketball Performance  
 3rd Season



**Juan Torres**  
 Associate Director of Sports  
 Medicine  
 1st Season



**Jazmin Pulido**  
 Assistant Director of Basketball  
 Operations  
 5th Season



**Jerome Jenkins**  
 Special Assistant to the  
 Head Coach  
 2nd Season