

San Diego State

Aztec Men's Soccer

Week 9: Oct. 26-Nov. 1



NCAA TOURNAMENT APPEARANCES: 1969, 1981, 1982, 1987, 1988, 1989, 2005, 2006

2009 SCHEDULE/RESULTS (6-4-4, 3-2-2 Pac-10)

DATE	OPPONENT	TIME/RESULT
Aug. 22	~ UC SAN DIEGO	W, 3-0
Aug. 26	~ at Cal Poly	W, 1-0
Sept. 1	LOYOLA MARYMOUNT	L, 1-2
Sept. 5	~! ALUMNI	W, 5-1
Sept. 6	! SAN DIEGO	L, 0-1
Sept. 11	^ UNIV. OF PENNSYLVANIA	T, 2-2 (2ot)
Sept. 13	^ WISCONSIN	W, 3-2 (2ot)
Sept. 18	WISCONSIN-GREEN BAY	T, 2-2 (2ot)
Sept. 25	# (6) UC SANTA BARBARA	W, 4-2
Sept. 27	# PRINCETON	W, 1-0
Oct. 2	* at Washington	T, 0-0 (2ot)
Oct. 4	* at (37) Oregon State	L, 1-2 (ot)
Oct. 11	* (2) UCLA	T, 2-2 (2ot)
Oct. 16	* (16) STANFORD	L, 1-2 (ot)
Oct. 18	* (6) CALIFORNIA	W, 2-1 (ot)
Oct. 23	* (17) at Stanford	W, 2-1 (ot)
Oct. 25	* (11) at California	W, 2-0
Nov. 1	at Michigan State	1 p.m. ET
Nov. 6	* WASHINGTON	3 p.m. PT
Nov. 8	* OREGON STATE	Noon PT
Nov. 14	* at UCLA	7 p.m. PT

Rank in parenthesis is highest of five national polls
~ Exhibition Game

! Family, Friends and Alumni Weekend

^ The Courtyard Marriott, San Diego Central Tourney

The Nike Aztec Soccer Classic

* Pac-10 Conference match

PAC-10 STANDINGS

Team	Conference				Overall		
	W	L	T	Pts.	W	L	T
UCLA	4	1	2	14	9	2	2
San Diego St.	3	2	2	11	6	4	4
Stanford	3	3	1	10	9	4	1
Washington	1	1	3	6	4	5	4
Oregon St.	2	3	0	6	6	5	2
California	2	5	0	6	8	7	0

THIS WEEK'S SCHEDULE

Friday, Oct. 30 (all times Pacific)

5 p.m. No. 18 Stanford at Oregon State
7 p.m. California at Washington

Saturday, Oct. 31

1 p.m. No. 2 UCLA at Creighton

Sunday, Nov. 1

10 a.m. No. 24 SDSU at Michigan State
1 p.m. No. 18 Stanford at Washington
2 p.m. California at Oregon State

MEDIA INFORMATION

Men's Soccer Contact Jamie McConeghy
Office Phone (619) 594-4348
Cell Phone (607) 435-5577
E-mail jmcconegh@mail.sdsu.edu
Fax (619) 594-6541
Athletics Website www.goaztecs.com

No. 24 Aztec Men's Soccer Wraps Up Three-Game Road Trip at Michigan State Sunday in a Key Non-Conference Match

The No. 24 San Diego State men's soccer team wraps up its three-game road trip Sunday with a trip to East Lansing, Mich., for a match against Big Ten power Michigan State. It will be the final non-conference game of the season for the Aztecs (6-4-4, 3-2-2 Pac-10), who have won three consecutive games, all versus nationally ranked opponents, to move into second-place in the Pac-10 standings. Kickoff is set for 1 p.m. ET (10 a.m. PT).

SDSU's recent success has vaulted the program into the top-25 for the first time since Oct. 29, 2007. San Diego State is currently ranked 24th by both *Soccer America* and *Top Drawer Soccer*, and is receiving votes by *Soccer Times*.

As the case has been this whole season, the Aztecs' opponent on Sunday won't be easy. The Spartans (10-4-1) come into the match riding a four-game winning streak, including a 1-0, double-overtime road victory over seven-time national champion Indiana, and consecutive 2-1 home triumphs over Bowling Green, Michigan and Notre Dame. In the latest edition of the RPI on Oct. 27, MSU jumped 47 places from the first release (Oct. 12) to a No. 23 rating, the sixth-greatest improvement in the country, and that was before it beat 21st-ranked Notre Dame, 2-1, on Wednesday. In addition, Michigan State, which won both the Big Ten regular season and conference title a year ago, will be riding the emotions of Senior Day as Tim Granaderos will be honored in a pregame ceremony. Initial weather reports call for a high of 45 degrees and 30 percent chance of precipitation for Sunday's match in East Lansing.

No stranger to playing good teams in stressful conditions, SDSU is 4-2-1 against ranked opponents, including a 3-0-1 mark against top-15 schools, and has already set program records in most overtime games in a season (nine) and most consecutive overtime matches (six from Oct. 2-Oct. 23).

Game #15: No. 24 San Diego State (6-4-4, 3-2-2 Pac-10) at Michigan State (10-4-1, 2-3-0 Big Ten) Sunday, Nov. 1, 1 p.m. ET, DeMartin Soccer Complex (2,500), East Lansing, Mich.

Series Info: Series tied, 1-1-1

In East Lansing: Never met

Pac-10 Era: Never met

Pac-10 Era in East Lansing: Never met

Live Coverage: Gametracker on GoAztecs.com

In San Diego: Michigan State leads, 1-0-0

Neutral: SDSU leads, 1-0-1

Pac-10 Era in San Diego: Never met

Streak: Michigan State, 1

Examining the Aztecs

San Diego State is coming off a 2-0 shutout win at No. 11 California on Sunday. Junior Raymundo Reza (Denver, Colo.) scored twice and redshirt junior Brad Byrns (Alamo, Calif.) made a game-high five saves for his third shutout. It was the Aztecs' third consecutive win, all against nationally ranked foes.

Reza's first goal came off an assist from redshirt senior Steve Beitashour (San Jose, Calif.), while his second came from freshman Jose Altamirano (San Diego/Southwest HS).

SDSU outcornered Cal, 5-4, and finished the game with eight shots, two each by redshirt sophomore Pedro Adan (San Diego/Preuss HS), Altamirano, senior Daniel Ortega (San Diego/Eastlake HS) and Reza.

On Friday, junior Khadim Diouf (Dakar, Senegal) took a pass from Ortega just 2 minutes, 13 seconds into the first overtime and slotted a shot past a diving goalkeeper John Moore to give San Diego State a 2-1 victory over No. 17 Stanford in Palo Alto, Calif.

It was Diouf's fifth game-winning goal of his 10 career tallies for SDSU, which also received a goal from senior preseason All-American Nick Cardenas (Thornton, Colo.). Ortega had both assists in the match, his third consecutive game with an assist.

It was San Diego State's school-record ninth overtime contest of the year and its sixth straight overtime match (previous record was four).

For the match, the Aztecs outshot Stanford, 13-8, led by Ortega's three attempts and Diouf's two. Byrns made four saves in 92:13, while Moore was counted on for four stops as well.

On the season, Reza leads the team in points (15), goals (six), shots (30) and shots on goal (15). He also has three assists and two game-winning goals. Senior Evan Toft (Aurora, Colo.), who has missed the entire Pac-10 season, is still second on the team with 10 points on four goals and two assists. Cardenas (three goals, one assist) and freshman Morgan Sacco (Greeley, Colo.) (two goals, three assists) each have seven points, while Ortega has a team-high six assists. Byrns is 6-4-3 with a 1.21 goals against average over 1,264:19.

More on Michigan State

As stated before, the Spartans have won four consecutive matches over quality opponents. Rubin Bega is the team's top scorer with 20 points on eight goals and four assists, while two others - Jeff Ricondo (five goals, seven assists) and Cyrus Saydee (four goals, two assists) - have 10 or more points. Avery Steinlage has drawn the bulk of the goalkeeper duties and is 10-4-1 with a 0.59 goals against average, which ranks 12th in the country.

The all-time series between the two programs is even with one win each and a tie.

At the Helm

Lev Kirshner is in his 10th year as the head coach and 13th season overall. Kirshner, just one of three coaches in the 40-year history of the program, has brought SDSU back to the national spotlight with back-to-back runner-up finishes in the Pac-10 (2006-07) and two trips to the NCAA tourney in the past four seasons.

Since the men's soccer team earned its full allotment of scholarships in 2005, the Aztecs have gone 38-30-21, including a 17-15-15 mark in the Pac-10.

Over his nine seasons, Kirshner has coached two All-America selections, three Academic All-America picks, eight professional players, six all-Far West selections and 40 all-conference picks.

Aztecs Ranked 11th in RPI

In the second midseason men's soccer Ratings Percentage Index (RPI) released Oct. 27 by the NCAA, San Diego State is ranked 11th of 204 Division I programs. The rating, which is one of the most important pieces of criteria used to determine the 48-team field for the NCAA tournament, is a mathematical formula designed to objectively compare results and strength of schedule.

In the latest edition of the RPI, the Aztecs (6-4-4, 3-2-2 Pac-10) moved up 45 places from the first release on Oct. 12. The 45-place jump from 56th to 11th is the seventh-best improvement in the nation and tops among current top-20 RPI teams. Only Sacramento State (92nd from 170th), Missouri State (39th from 102nd), Wisconsin (33rd from 90), San Jose State (137th from 188th), Hofstra (82nd from 131st) and Michigan State (23rd from 70th) have had bigger improvements over the 15 days. SDSU beat Wisconsin, 3-2, in double-overtime on Sept. 13 and travels to Michigan State on Sunday (Nov. 1).

San Diego State is 1-1-1 against opponents currently rated in the top 10 in the RPI, 3-3-2 against the top 40 and 6-3-2 against the top 50. The Aztecs' only foe with a RPI rating higher than 60 is Pac-10 foe Oregon State.

SDSU has four matches left on its regular season slate, including Sunday at the Spartans (No. 23 in RPI), Nov. 6 against Washington (No. 57), Nov. 8 versus Oregon State (No. 120) and Nov. 14 at UCLA (No. 2). The Bruins are currently leading the Pac-10 with 14 points at 4-1-2 in league play, three points ahead of San Diego State's 11 (3-2-2).

SDSU Also Ranked In Two Polls

The Aztecs are ranked in two polls and receiving votes in another. SDSU currently sits at No. 24 by both *Soccer America* and *Top Drawer Soccer*, and is receiving votes by *Soccer Times*.

The last time San Diego State was ranked was two years ago on Oct. 29, 2007, when it was No. 25 by *Soccer America* and No. 33 by *Top Drawer Soccer*. That year, the Aztecs reached as high as No. 18 by *Soccer America* in the Oct. 15 edition of the poll.

The Air Up There


San Diego State's Nick Cardenas (Thornton, Colo./Horizon HS) was named a preseason All-American by *College Soccer News* in early July. A senior, Cardenas was picked as a third-team selection by the website after being a third-team preseason member in 2007 as well.

Despite being a defender, Cardenas is tied for third on the squad this season with seven points on three goals and an assist. His .600 shot-on-goal percentage leads the team, while his 1,232 minutes rank second of

all position players.

Cardenas has anchored a backline which has posted 21 shutouts over his three-year career. Last season, Cardenas tallied a career-high four assists while leading the team in minutes played (1,646). A member of the 2008 preseason M.A.C. Hermann Award Watch List, Cardenas became the first Aztec to be named to three straight NSCAA/adidas all-Far West teams since Kyle Whittemore (1985-88) when he was picked as a second-team selection in December. He also garnered all-Pac-10 Conference accolades for the third consecutive year.

A 2006 U.S. U-20 National Team Camp call-up, Cardenas has twice been named a national player of the week (Sept. 17, 2007 by *Top Drawer Soccer* and Nov. 1, 2006 by NSCAA/adidas). In 2006, Cardenas was picked as the Pac-10 Freshman of the Year, as well as a *College Soccer News* All-Freshman and a *Top Drawer Soccer* All-Rookie first-team selection.



4 • Nick Cardenas
Sr. • D • 6-4 • 205
Thornton, Colo.

Reza Roof

SDSU junior Raymundo Reza (Denver, Colo.) is turning heads across the West Coast for his recent play. Last weekend, Reza scored twice in the team's 2-0 win at No. 11 California. It was his second multi-goal game of the season (he had two goals and an assist against No. 6 UC Santa Barbara on Sept. 25) and third of his career.

For his efforts, Reza was named to a pair of national teams of the week (*College Soccer News* and *Top Drawer Soccer*) and was selected as the Pac-10 Player of the Week.

This year, Reza leads the team in points (15), goals (six), shots (30) and shots on goal (15). He also has three assists and two game-winning goals. Reza is ranked fifth in the Pac-10 in points per game (1.07) and in a tie for fifth in goals per game (0.43). In league games only, those rankings improve to a tie for third in both categories (1.00 PPG; 0.43 GPG).

A year ago, Reza recorded the top offensive season this decade and one of the top seasons of the past 20 years by getting 20 points on eight goals and four assists. The 20 points were the most by an Aztec since Aaron Susi had 21 points (seven goals, seven assists) in the 1996 campaign.




14 • Raymundo Reza
Jr. • F • 5-10 • 175
Denver, Colo.

The Ball Stops Here

Redshirt junior Brad Byrns (Alamo, Calif.) is quietly putting together another solid season on The Mesa. Byrns, who missed most of last season with an arm injury, is 6-4-3 with a 1.21 goals against average over 1,264:19. He has 58 saves for a 77.3 save percentage and three shutouts.

Among the conference leaders, Byrns ranks first in saves and saves per game (4.46). In league matches, Byrns is first in saves (32) and saves per game (4.57), second in save percentage (80.5) and fourth in goals against average (1.05).

Byrns gave up a goal at Oregon State 56:02 into the match, ending his streak of not surrendering a tally at



1 • Brad Byrns
RS-Jr. • GK • 6-2 • 200
Alamo, Calif.

Aztecs Record When...

Category	2009	Streak
Overall	6-4-4	Won 3
Pac-10 Conference	3-2-2	Won 3
Non-Conference	3-2-2	Won 2
Home	4-3-3	Won 1
Away	2-1-1	Won 2
Neutral	0-0-0	Won 4
Day	5-4-3	Won 2
Night (After 5 p.m.)	1-0-1	Won 1
August	0-0-0	Lost 1
September	3-2-2	Won 2
October	3-2-2	Won 3
November	0-0-0	Lost 1
Sunday	4-2-1	Won 2
Monday	0-0-0	Lost 1
Tuesday	0-1-0	Lost 1
Wednesday	0-0-0	Tied 1
Thursday	0-0-0	Won 1
Friday	2-1-3	Won 1
Saturday	0-0-0	Lost 1
Following a Victory	3-0-2	Won 2
Following a Loss	1-1-2	Won 1
Following a Tie	2-2-0	Lost 2
Scoring First	6-3-1	Won 3
Opp. Scores First	0-1-2	Tied 2
Scoring Last	6-0-0	Won 6
Opp. Scores Last	0-4-3	Lost 1
Leading at Half	3-1-1	Won 2
Trailing at Half	0-1-1	Tied 1
Tied at Half	3-2-2	Won 1
When Leading in Game	6-3-3	Won 3
When Trailing in Game	1-2-2	Tied 1
In Overtime	3-2-4	Won 2
SDSU Outshoots Opp.	3-2-2	Won 2
Opp. Outshoots SDSU	2-2-1	Won 1
SDSU-Opp. Tie in Shots	1-0-1	Won 1
SDSU Has More Fouls	4-1-1	Won 4
Opp. Has More Fouls	2-3-1	Won 1
SDSU-Opp. Tie in Fouls	0-0-2	Tied 2
SDSU Has More CK's	4-1-0	Won 4
Opp. Has More CK's	1-3-4	Won 1
SDSU-Opp. Tie in CK's	1-0-0	Won 1
In One-Goal Games	5-4-0	Won 3
In One-Goal Gms. or Less	5-4-4	Won 3
SDSU Scores One Goal	1-3-0	Lost 2
Opp. Scores One Goal	2-1-0	Won 2
SDSU Scores Two Goals	3-0-3	Won 3
Opp. Scores Two Goals	2-3-3	Lost 1
SDSU Scores 3+ Goals	2-0-0	Won 3
Opp. Scores 3+ Goals	0-0-0	Lost 1

Consecutive Starts

Name	Cons. Starts
Raymundo Reza	32
Khadim Diouf	12
Daniel Ortega	12
Steve Beitashour	10
Daniel Steres	10
Brad Byrns	9
Pedro Adan	7
Matt McManus	4
Nick Cardenas	3
Justin Davies	3
Jamel Wallace	3

NSCAA Top 25

Rk.	Team	Record
1.	Akron	15-0-0
2.	Wake Forest	11-2-2
3.	North Carolina	10-2-2
4.	UC Santa Barbara (W, 4-2)	11-3-1
5.	Louisville	11-2-2
6.	Maryland	10-4-1
7.	UCLA (T, 2-2, & 11/14)	9-2-2
8.	Connecticut	10-2-3
9.	South Florida	11-2-2
10.	Virginia	10-3-1
11.	Charlotte	9-1-4
12.	Northwestern	9-2-4
13.	North Carolina State	10-3-1
14.	Monmouth	13-1-1
15.	Harvard	10-3-1
16.	Duke	10-4-0
17.	Butler	10-1-1
18.	Tulsa	9-4-2
19.	UC Irvine	11-4-0
20.	Brown	8-1-5
21.	Stanford (L, 1-2, & W, 2-1)	9-4-1
22.	Iona	11-1-2
23.	UNC-Wilmington	9-2-3
24.	Dartmouth	8-4-1
25.	Missouri State	10-3-2

Aztec opponents in bold

Soccer America Top 25

Rk.	Team	Record
1.	Akron	15-0-0
2.	Wake Forest	11-2-2
3.	North Carolina	10-2-2
4.	UCLA (T, 2-2, & 11/14)	9-2-2
5.	Connecticut	10-2-3
6.	South Florida	10-2-2
7.	UC Santa Barbara (W, 4-2)	11-3-1
8.	Maryland	10-4-1
9.	Louisville	11-2-2
10.	Northwestern	9-2-4
11.	North Carolina State	10-3-1
12.	Virginia	10-3-1
13.	Butler	10-1-1
14.	Harvard	10-3-1
15.	Monmouth	13-1-1
16.	Charlotte	9-1-4
17.	Duke	10-4-0
18.	Stanford (L, 1-2, & W, 2-1)	9-4-1
19.	UC Irvine	11-4-0
20.	Tulsa	9-4-2
21.	Brown	8-1-5
22.	St. John's	5-2-8
23.	San Diego (L, 0-1)	10-4-0
24.	SAN DIEGO STATE	6-4-4
25.	Penn State	9-4-1
25.	UAB	10-3-1

Aztec opponents in bold

NSCAA Far West Top 10

Rk.	Team	Record
1.	UC Santa Barbara (W, 4-2)	11-3-1
2.	UCLA - (T, 2-2, & 11/14)	9-2-2
3.	UC Irvine	11-4
4.	Saint Mary's	9-2-3
5.	San Diego (L, 0-1)	10-4
6.	Stanford (L, 1-2, & W, 2-1)	9-4-1
7.	Portland	8-3-3
8.	California (W, 2-1, & W, 2-0)	8-7
9.	New Mexico	9-5
10.	SAN DIEGO STATE	6-4-4
RV:	San Jose State, Cal State Northridge	

Aztec opponents in bold

300:02. The scoreless streak started in the second half against UC Santa Barbara on Sept. 25 and ended on Oct. 4 at the Beavers. The streak is Byrns' second-longest of his career, trailing a 2007 streak that lasted 341:31.

Over his career, Byrns is 13-5-6 (.667) and ranks seventh in school history in both goals against average (1.06) and saves (98).

Keep Your Eye On Altamirano

San Diego State men's soccer player Jose Altamirano (San Diego/Southwest HS) has been picked by *College Soccer News* as one of the 100 Freshmen From Coast To Coast To Keep An Eye On. Current Aztecs who have previously been named to the preseason list include seniors Daniel Ortega and Evan Toft, and redshirt sophomore Gemechu Abraham.

Altamirano (5-7, 135) comes to The Mesa as the most heralded recruit in recent history. Altamirano is a member of three U.S. national team age groups (U-20, U-18, U-17) and is a three-time NSCAA Youth All-American (2006-08). Altamirano, who *ESPNRISE.com* ranks as the third-best prospect in the country and *Top Drawer Soccer.com* rates as the fifth, also garnered All-America accolades from EA Sports, *Parade Magazine* and *ESPNRISE.com* after the 2008 campaign. Additionally, Altamirano was picked as the CIF Player of the Year and San Diego County's Player of the Year.

He is certainly living up to the accolades so far. Altamirano has started nine times and is one of just five Aztecs to play in all 14 matches. His four points on one goal and two assists is tied for seventh on the team. In addition, Altamirano has played 1,146 minutes, which ranks fourth on the team and first among midfielders or forwards. In fact, only defenders Nick Cardenas and Daniel Steres, and goalkeeper Brad Byrns have played more minutes.

Streaking Ortega

Senior Daniel Ortega (San Diego, Calif.) has turned his game up a notch since the start of Pac-10 play. Ortega, who had one assist through his first eight games, has five helpers over his past six (all in league play). The five conference assists are tops in the Pac-10 by two, while his 0.71 assists per game are also first. Ortega's 0.46 assists per match are tied for 31st in the country.

Ortega had four assists over a three-game period from Oct. 16-23, including a career-high two in SDSU's 2-1 win in overtime at No. 17 Stanford last Friday.

Coming into the season, Ortega had seven points on two goals and three assists. With no goals and six assists this year, he needs just one point to equal his previous three-year total.

Ortega is also tied for the team lead in +/- rating with a +6. The rating, usually used in hockey, measures the success of your team when you are on the field. If you are on the field and your team scores, that's a +1. If you are on the field when your team gives up a goal, that's a -1. His +6 rating is tied with fellow senior Jamel Wallace, while his +0.643 rating per 90 minutes is the highest on the team for those who have played a mini-

mum of 110 minutes.

Khadim Strikes Again

Khadim Diouf (Dakar, Senegal) is at it again. The junior scored 2 minutes, 13 seconds into the first overtime on Friday to give SDSU the 2-1 win at No. 17 Stanford. It was his second goal of the season and 10th of his career.

The impressive part of the story is that the tally was his fifth career game-winning goal, so 50 percent of his collegiate tallies have been for the win. Diouf had three game-winning scores (of five) during his freshman campaign in 2007, one (of three) in 2008 and now one (of two) this season.

His six points on two goals and two assists this year are tied for fifth on the team.



10 • Khadim Diouf Jr.
MF • 6-1 • 160
Dakar, Senegal


He's Baaaaaaack!

After missing the first nine games of the season, redshirt senior tri-captain Matt McManus is back. The Santa Clarita, Calif., broke a bunch of bones in his face after colliding with a Cal Poly player during the exhibition season. He made his return against No. 2 UCLA in SDSU's 2-2, double-overtime tie.

Since he returned, the inspirational injury has helped the Aztecs go 3-1-1 and jump from last to second-place in the Pac-10 standings. McManus, who has been a huge help in the air and on throw-ins, has one goal for two points on five shots.

McManus' best game arguably came at home against No. 16 Stanford on Oct. 16, his second match back. He scored the game's first goal in the 52nd minute and saved a Cardinal goal in the 84th minute when he headed a ball out of the net.

Over his career, McManus has seven goals and four assists for 18 points.



11 • Matt McManus
RS-Sr. • F • 6-1 • 185
Santa Clarita, Calif.

Captain Wallace

One of three captains on this year's team and one of the most experienced, redshirt senior Jamel Wallace (San Diego/Oceanside HS) is having another fine season. Wallace, who has started 60 career games in 65 appearances, has one goal for two points on five shots.

A two-time all-Pac-10 selections, including a second-team pick a year ago, Wallace has seen most of his time in the defensive midfield.

One of the most athletic players on the team, Wallace has continued his dominant play in the air.

Wallace is tied for the team lead with classmate Daniel Ortega with a +/- rating (for explanation of the rating, see "Streaking Ortega"). His +0.528 rating per 90 minutes ranks fifth on the team and third among Aztecs with eight or more appearances.



19 • Jamel Wallace
RS-Sr. • MF • 6-1 • 180
San Diego, Calif.

The Colorado Contingent

If you look at the top four scorers for this year's Aztecs, you might see something in common: all four

hail from Colorado. The group - junior Raymundo Reza (Denver), senior Evan Toft (Aurora), senior Nick Cardenas (Thornton) and freshman Morgan Sacco (Greeley) have combined for 39 points on 15 goals and nine assists. That's 65.2 percent of the team's goals (15-of-23), 54.2 percent of the team's points (39-of-72), and 34.6 percent (9-of-26) of the team's assists. And that's with Toft missing the last seven games. In addition, the contingent has had a point (goal or an assist) in 18 of SDSU's 23 goals (78.3 percent).

Reza leads the way with 15 points on six goals and three assists, and is followed by Toft (four goals, two assists), Cardenas (three goals, one assist) and Sacco (two goals, three assists).

To Be the Best

Former WWE champion and hall of famer Ric Flair used to say, "To be the best, you have to beat the best." That saying can't apply any more than to this year's Aztecs.

Looking at SDSU's schedule, consider the following:

* San Diego State's 13 scheduled opponents have combined for a .619 winning percentage (104-60-21).

* Over the Aztecs' 18-game schedule, currently only Penn (5-6-3) and Washington (4-5-4) have a below-.500 record and each are just one game under.

* Twelve of SDSU's 13 opponents (16-of-18 games) are ranked in the top-60 of the latest RPI (204 Division I programs), which was released on Oct. 27.

* Of San Diego State's 18 games, nine (50 percent) are against teams who currently are either nationally ranked or receiving votes.

* Of SDSU's 13 opponents, four are former national champions (Michigan State, UCLA, UC Santa Barbara and Wisconsin)

* Of the Aztecs 18 games, seven are against teams who made the NCAA tournament a year ago (California twice, Michigan State, Penn, UCLA twice and UC Santa Barbara)

* Of San Diego State's 13 opponents, two earned national seeds (No. 4 Michigan State and No. 15 UC Santa Barbara) in last year's NCAA tournament

Aztecs Know Bonus Soccer

If you want gritty, grinding and hard-playing soccer, than watch an SDSU match. The Aztecs have played in nine overtime matches so far through 14 games (64.3 percent). Not only is the nine extra-session contests a program record, it's just two short of tying the NCAA record of 11 set by St. Louis in 2003 (according to the NCAA record book).

Earlier this season, San Diego State set a school record with six straight overtime matches. The six games all occurred in the Pac-10 season over a span from Oct. 2-23.

Aztecs Picked Fifth in Pac-10...Again

Despite returning eight starters from last season, including six all-conference selections, the San Diego State men's soccer team has been picked to finish fifth in the Pac-10 Conference in the preseason poll voted on by the league's coaches on Aug. 13.

SDSU picked up nine points, three behind fourth-place Washington (12). California is predicted to win the regular season title with 24 points, including four first-

place votes, while UCLA grabbed the other two first-place votes and is picked to finish second with 22 points. Stanford is third with 15 points, followed by the Huskies (12), the Aztecs (9) and Oregon State (8).

San Diego State, which has never been picked higher than fourth in its five preseason polls, has finished the season better than each of its predicted finishes. In its inaugural Pac-10 season in 2005, SDSU was picked sixth, yet managed a fourth-place finish. The Aztecs finished second in each of their next two seasons despite being picked fourth and fifth, respectively, in the preseason poll. Last year, San Diego State was picked fifth but finished third in league play.

SDSU's Recruiting Class Ranked 22nd

San Diego State's 2009 men's soccer recruiting class has been ranked as the 22nd-best in America by *College Soccer News*. It is the third top-25 class by SDSU in the past four years and fourth top-40 recruiting class over the past five campaigns.

The accolades of the five-player group include, but are not limited to, an under-17, 18 and 20 U.S. national team starter, numerous high school All-Americans, multiple starters on ODP teams, a nationally-ranked goalkeeper and one of the top defenders from the state of Texas.

On the website, the Aztecs are one spot behind perennial power Indiana (21st) and ahead of South Carolina (23rd), Harvard (24th) and Santa Clara (25th). Other schools behind San Diego State include Big East members St. John's (26th), Connecticut (27th) and Georgetown (28th), Big West programs Cal Poly (33rd) and UC Irvine (38th), and SEC power Clemson (35th).

Aztecs and Kick for Hope Team Up to Raise Money for Africa

The San Diego State men's soccer team recently concluded a successful soccer clinic with Kick for Hope, a nonprofit organization that organizes soccer events to raise money for charities in Africa. It benefits children in Africa whose lives are ravaged by poverty and disease such as HIV/aids and malaria.

Following the Aztecs' game against San Diego on Sept. 6, SDSU head coach Lev Kirshner and the rest of the men's soccer team ran a one-hour soccer clinic for participating boys and girls from the American Youth Soccer Organization (AYSO). All the benefits went directly to Kick for Hope.

"We are extremely grateful to SDSU for hosting the AYSO clinic to benefit Kick for Hope," Kick for Hope President Kristen Chandler said. "While raising \$550 to support our efforts, we also raised awareness among the youth and their families about the struggles facing African children, who like them, have a passion for soccer. We hope each player left with a sense of satisfaction that their participation will not only impact their game, but will also impact on the lives of some of the poorest children in the world."

In addition to the Kick for Hope soccer clinic with the AYSO players, Kirshner also did a special coaches clinic with various coaches of club teams in the area. Some of the topics Kirshner focused on included practice organization, attacking and defending techniques and strength and conditioning methods, to name a few.

It was one of many clinics Kirshner and the Aztecs host each year.

Pac-10 History

Year	Pre. Pick	Finish
2005	6	4
2006	4	2
2007	5	2
2008	5	3
2009	5	??

2009 Aztec Honors

Team

- Champions of the Nike Aztec Classic
- Co-champions of the Courtyard Marriott San Diego Central Tournament
- Recruiting class ranked 22nd in nation by *College Soccer News*
- Picked fifth in Pac-10 Preseason Poll

Individual

College Soccer News Preseason All-American (Third Team)

Nick Cardenas (Sr.)

CSN 100 Freshmen From Coast to Coast to Keep an Eye On

Jose Altamirano (Fr.)

XKSanDiego.com's 50-Most Influential in San Diego Co. Soccer

Lev Kirshner (Head Coach)
Sami B. Nedjar (Assistant Coach)
Jose Altamirano (Fr.)

Pac-10 Player of the Week

Raymundo Reza (Jr.) - Oct. 27

Soccer America Team of the Week

Evan Toft (Sr.) - Sept. 29

CSN National Team of the Week

Raymundo Reza (Jr.) - Sept. 28
Raymundo Reza (Jr.) - Oct. 26

Top Drawer Soccer Team of the Week

Raymundo Reza (Jr.) - Oct. 26

Courtyard Marriott San Diego Central Co-MVP

Evan Toft (Sr.) - Offensive
Nick Cardenas (Sr.) - Defensive

CMSDC All-Tournament Team

Khadim Diouf (Jr.)
Daniel Steres (So.)
Jamel Wallace (RS-Sr.)

Nike Aztec Classic MVP

Evan Toft (Sr.) - Offensive
Nick Cardenas (Sr.) - Defensive

NAC All-Tournament Team

Steve Beitashour (RS-Sr.)
Raymundo Reza (Jr.)
Jamel Wallace (RS-Sr.)

Man of the Match

Nick Cardenas (San Diego)
Nick Cardenas (Penn)
Evan Toft (Wisconsin)
Jose Altamirano (Wisc-Green Bay)
Raymundo Reza (UC Santa Barbara)
Steve Beitashour (Princeton)
Brad Byrns (at Washington)
Brad Byrns (at Oregon State)
Khadim Diouf (UCLA)
Matt McManus (Stanford)
Justin Davies (California)
Daniel Ortega (at Stanford)
Raymundo Reza (at California)

Man of the Match Totals

2 - Brad Byrns, Nick Cardenas, Raymundo Reza; 1 - Jose Altamirano, Steve Beitashour, Justin Davies, Khadim Diouf, Matt McManus, Daniel Ortega, Evan Toft

Pac-10 Poll

Rk.	Team	Points
1.	California (4)	24
2.	UCLA (2)	22
3.	Stanford	15
4.	Washington	12
5.	SDSU	9
6.	Oregon State	8

1st-place votes in parenthesis

2009 Pac-10 Conference Standings

Pl. Team	W	L	T	Pts.	Home	Away	GF	GA
1. UCLA	4	1	2	14	2-0-0	2-1-2	10	6
2. SDSU	3	2	2	11	1-1-1	2-1-1	10	8
3. Stanford	3	3	1	10	2-1-1	1-2-0	7	7
4. Washington	1	1	3	6	0-0-2	1-1-1	4	4
Oregon St.	2	3	0	6	2-1-0	0-2-0	6	9
California	2	5	0	6	2-3-0	0-2-0	6	9

2009 Pac-10 Overall Standings

Pl. Team	W	L	T	Home	Away	Neutral	GF	GA
1. UCLA	9	2	2	5-0-0	4-2-2	0-0-0	23	10
2. Stanford	9	4	1	5-1-1	3-3-0	1-0-0	21	12
3. SDSU	6	4	4	4-3-3	2-1-1	0-0-0	23	19
4. Oregon St.	6	5	2	5-2-0	0-3-1	1-0-1	19	16
5. California	8	7	0	6-3-0	2-3-0	0-1-0	26	15
6. Washington	4	5	4	1-2-2	3-1-2	0-2-0	13	13

*Records accurate as of Oct. 27

Pac-10 Overall Leaders

Team	Points Per Game	Name	Points Per Game
------	-----------------	------	-----------------

1. UCLA	6.00	1. K. Nakazawa, UCLA	1.77
2. San Diego State	5.14	2. A. Wiedeman, CAL	1.53
3. California	5.00	3. E. Toft, SDSU	1.43
4. Stanford	4.21	4. D. Mwanga, OSU	1.38
5. Oregon State	3.92	5. R. Reza, SDSU	1.07

Team	Goals Per Game	Name	Goals Per Game
------	----------------	------	----------------

1. UCLA	1.77	1. D. Mwanga, OSU	0.69
2. California	1.73	K. Nakazawa, UCLA	0.69
3. San Diego State	1.64	3. A. Wiedeman, CAL	0.67
4. Stanford	1.50	4. E. Toft, SDSU	0.57
5. Oregon State	1.46	5. R. Reza, SDSU	0.43
		B. Warshaw, STAN	0.43

Team	Assists Per Game	Name	Assists Per Game
------	------------------	------	------------------

1. UCLA	2.46	1. H. Jimenez, CAL	0.53
2. San Diego State	1.86	2. M. Stephens, UCLA	0.50
3. California	1.60	3. D. Ortega, SDSU	0.46
4. Stanford	1.21	D. Estrada, UCLA	0.46
5. Oregon State	1.00	5. K. Nakazawa, UCLA	0.38

Team	Shots Per Game	Name	Shots Per Game
------	----------------	------	----------------

1. Washington	14.62	1. D. Mwanga, OSU	3.31
2. San Diego State	13.36	2. A. Wiedeman, CAL	3.27
3. Oregon State	12.54	3. B. Richards, WASH	3.23
4. California	12.07	4. E. Toft, SDSU	3.00
5. Stanford	11.93	K. Nakazawa, UCLA	3.00

Team	Goals Against Avg.	Name	Goals Against Avg.
------	--------------------	------	--------------------

1. UCLA	0.74	1. B. Perk, UCLA	0.66
2. Stanford	0.90	2. B. Rowe, UCLA	0.85
3. Washington	0.91	3. J. Moore, STAN	0.90
4. California	0.99	4. R. Hawkins, WASH	0.91
5. Oregon State	1.19	5. D. Bingham, CAL	1.04

Team	Saves Per Game	Name	Saves Per Game
------	----------------	------	----------------

1. California	4.53	1. B. Byrns, SDSU	4.54
2. San Diego State	4.29	2. D. Bingham, CAL	4.00
3. UCLA	4.00	3. R. Hawkins, WASH	3.85
4. Washington	3.92	4. B. Rowe, UCLA	3.71
5. Stanford	3.36	5. J. Moore, STAN	3.36

Team	Shutouts	Name	Shutouts
------	----------	------	----------

1. Stanford	6	1. J. Moore, STAN	6
UCLA	6	2. R. Hawkins, WASH	4
3. California	5	B. Perk, UCLA	4
4. Oregon State	4	3. B. Byrns, SDSU	3
Washington	4	4. Bingham, CAL	3
		S. Spangler, OSU	3

2009 SDSU Leaders

POINTS

1. Raymundo Reza (Jr.)	15
2. Evan Toft (Sr.)	10
3. Nick Cardenas (Sr.)	7
Morgan Sacco (Fr.)	7
5. Khadim Diouf (Jr.)	6
Daniel Ortega (Sr.)	6
7. Jose Altamirano (Fr.)	4
Devon Sandoval (Fr.)	4

GOALS

1. Raymundo Reza	6
2. Evan Toft	4
3. Nick Cardenas	3
4. Khadim Diouf	2
Morgan Sacco	2
Devon Sandoval	2
7. Jose Altamirano	1
Matt McManus (RS-Sr.)	1
Daniel Steres (So.)	1
Jamel Wallace (RS-Sr.)	1

ASSISTS

1. Daniel Ortega	6
2. Raymundo Reza	3
Morgan Sacco	3
4. Jose Altamirano	2
Pedro Adan (RS-So.)	2
Steve Beitashour (RS-Sr.)	2
Justin Davies (RS-So.)	2
Khadim Diouf	2
Evan Toft	2

GAME-WINNING POINTS

1. Raymundo Reza	5
2. Evan Toft	4
3. Jose Altamirano	2
Khadim Diouf	2
Daniel Ortega	2
Morgan Sacco	2
7. Steve Beitashour	1
Justin Davies	1

GAME-WINNING GOALS

1. Raymundo Reza	2
Evan Toft	2
2. Khadim Diouf	1
Morgan Sacco	1

GAME-WINNING ASSISTS

1. Jose Altamirano	2
Daniel Ortega	2
3. Steve Beitashour (RS-Sr.)	1
Justin Davies	1

SHOTS

1. Raymundo Reza	30
2. Daniel Ortega	22
3. Evan Toft	21
4. Khadim Diouf	20
5. Nick Cardenas	15

SHOT % (min. 1 shot per GP)

1. Nick Cardenas	.200
Matt McManus	.200
Raymundo Reza	.200

SHOTS ON GOAL

1. Raymundo Reza	15
2. Daniel Ortega	11
3. Nick Cardenas	9
4. Evan Toft	7
5. Morgan Sacco	6

SOG % (min. 1 shot per GP)

1. Nick Cardenas	.600
2. Daniel Ortega	.500
Raymundo Reza	.500

GOALS AGAINST AVERAGE

1. Brad Byrns (RS-Jr.)	1.21
2. R.J. Smith (RS-So.)	1.64

SAVES

1. Brad Byrns	58
2. R.J. Smith	1

SAVE PERCENTAGE

1. Brad Byrns	.773
2. R.J. Smith	.333

SHUTOUTS

1. Brad Byrns	3
---------------	---

GAMES STARTED

1. Raymundo Reza	14
3. Steve Beitashour	13
Brad Byrns	13
Nick Cardenas	13
Daniel Steres	13

GAMES PLAYED

1. Andre Acevedo	14
Jose Altamirano	14
Raymundo Reza	14
Morgan Sacco	14
Daniel Steres	14

MINUTES PLAYED

1. Brad Byrns	1,264
2. Daniel Steres	1,253
3. Nick Cardenas	1,232
4. Jose Altamirano	1,136
5. Steve Beitashour	1,116

+/- RATING

1. Daniel Ortega	+6
Jamel Wallace	+6
3. Nick Cardenas	+5
Morgan Sacco	+5
5. Six tied at	+4

+/- RATING PER 90 MINUTES

1. Michio Akazawa (Jr.)	+0.849
2. Daniel Ortega	+0.643
3. Morgan Sacco	+0.568
4. Pedro Adan	+0.561
5. Jamel Wallace	+0.528

CONSECUTIVE GMS W/ A PT

1. Evan Toft	4 (9/13-9/27)*
2. D. Ortega	3 (10/16-10/23)
R. Reza	3 (9/13-9/25)
4. N. Cardenas	2 (9/11-9/13)
Morgan Sacco	2 (9/18-9/25)

* Streak is current

CONSECUTIVE GMS W/ A GOAL

1. R. Reza	2 (9/18-9/25)
Evan Toft	2 (9/25-9/27)*

* Streak is current

CONSECUTIVE GMS W/ AN AST

1. D. Ortega	3 (10/16-10/23)
--------------	-----------------

CONS. SCORELESS MINUTES

1. B. Byrns	300:02 (9/25-10/4)
2. R.J. Smith	45:54 (9/18)

Aztecs Against...

Group	Record	Group	Record
Top-10	2-0-1	Ivy League	1-0-1
Top-25	4-1-1	Big Ten Conference	1-0-0
2008 NCAA Tournament Teams	3-0-2	Horizon League	0-0-1
Teams with .500+ Records	6-4-2	Big West Conference	1-0-0
West Coast Conference	0-2-0	Pac-10 Conference	3-2-2

NCAA Statistical Rankings

Team	Ranking (Top 50 Only)	Individual	Ranking (Top 100 Only)
Goals Per Game	N/A	PPG	.T-85th - R. Reza (1.07)
Goals Against Average	N/A	GPG	.T-75th - R. Reza (0.43)
Shutout Percentage	N/A	APG	.T-31st - D. Ortega (0.46)
Won-Lost-Tied Percentage	N/A	GAA	.99th - B. Byrns (1.21)
Save Percentage	N/A	SV%	.T-87th - B. Byrns (77.6)

2009 Aztec Game Highs

Points	.12 (vs. UCSB, 9/25)
Goals	.4 (vs. UCSB, 9/25)
Assists	.4 (2 times, last vs. Cal, 10/18)
Shots	.21 (vs. Wisconsin, 9/13)
Shots on Goal	.9 (vs. San Diego, 9/6)
Goalkeeper Saves	.6 (2 times, last at OSU, 10/4)
Corner Kicks	.11 (vs. Wisconsin, 9/13)
Fouls	.17 (2 times, last vs. Penn, 9/11)
Offsides	.10 (vs. Penn, 9/11)
Attendance	.749 (vs. UCLA, 10/11)

2009 Opp. Game Highs

Points	.7 (vs. UCLA, 10/11)
Goals	.2 (8 times, last vs. Stanford, 10/16)
Assists	.3 (vs. UCLA, 10/11)
Shots	.19 (at Washington, 10/2)
Shots on Goal	.8 (2 times, last at OSU, 10/4)
Goalkeeper Saves	.9 (San Diego, 9/6)
Corner Kicks	.10 (at OSU, 10/4)
Fouls	.20 (San Diego, 9/6)
Offsides	.10 (vs. UCSB, 9/25)
Attendance	1,266 (at Washington, 10/2)

NCAA TOURNAMENT APPEARANCES: 1969, 1981, 1982, 1987, 1988, 1989, 2005, 2006

GAME 1: Sept. 1, 2009 - SDSU Sports Deck													
Loyola Marymount 2, San Diego State 1													
Pos ##	LMU	Sh	SOG	G	A	M	Pos ##	SDSU	Sh	SOG	G	A	M
GK 18	Sampson	-	-	-	-	90	GK 1	Byrns	-	-	-	-	90
F 3	Krumpe	1	1	-	-	84	D 3	Beitashour	-	-	-	-	64
MF 4	Johanson	-	-	-	1	68	D 4	Cardenas	1	1	-	-	90
MF 6	Ocampo	1	-	-	-	72	D 5	Steres	2	2	1	-	90
F 7	Da Silva	1	1	-	1	66	MF 7	Toft	3	-	-	1	90
F 9	Jozkowicz	-	-	-	-	44	F 14	Reza	4	2	-	-	57
F 10	Baca	3	2	2	-	90	MF 16	Davies	-	-	-	-	67
D 11	Downes	-	-	-	-	90	MF 19	Wallace	1	-	-	-	90
MF 13	Rochlitz	-	-	-	-	57	D 20	Acevedo	-	-	-	-	90
D 21	Johnson	-	-	-	-	90	MF 21	Sacco	-	-	-	1	62
D 26	Kristof	-	-	-	-	36	F 29	Sandoval	3	2	-	-	85
5	Barba	2	-	-	-	42	6	Adan	-	-	-	-	27
8	Canty	-	-	-	-	22	12	Abraham	-	-	-	-	10
12	Ikard	-	-	-	-	10	23	Altamirano	1	-	-	-	54
15	McDaniel	2	-	-	-	58	24	Marden	-	-	-	-	23
19	Reiter	-	-	-	-	11							
23	Greenman	-	-	-	-	60							
Totals						10 4 2 2	Totals 15 7 1 2						
##	Player	Min	GA	Saves	##	Player	Min	GA	Saves				
18	Sampson	90:00	1	5	1	Byrns	90:00	2	2				
TM	TEAM	0:00	0	1									
Score by Period						1	2			F			
Loyola Marymount (1-0-0)						1	1 - 2						
San Diego State (0-1-0)						1	0 - 1						
Shots by Period						1	2	F	Saves by Period	1	2	F	
Loyola Marymount 2						8 - 10	Loyola Marymount 4						2 - 6
San Diego State 10						5 - 15	San Diego State 0						2 - 2
CK by Period						1	2	F	Fouls by Period	1	2	F	
Loyola Marymount 1						1 - 2	Loyola Marymount 8						3 - 11
San Diego State 7						0 - 7	San Diego State 6						9 - 15
Scoring Summary													
Goal	Time	Team	Scorer	Assists									
1	20:36	SDSU	Daniel Steres (1)	Evan Toft (1), Morgan Sacco (1)									
2	21:47	LMU	Rafael Baca (1)	Kyle Johanson (1)									
3	55:34	LMU	Rafael Baca (2)	Phil Da Silva (1)									
Attendance: 333 Officials: Chicas, Hemphill, Zuckerman Offsides: LMU 2, SDSU 0													
Cautions and Ejections: YC-SDSU #19 (74:05)													

GAME 2: Sept. 6, 2009 - SDSU Sports Deck													
San Diego 1, San Diego State 0													
Pos ##	USD	Sh	SOG	G	A	M	Pos ##	SDSU	Sh	SOG	G	A	M
GK 1	Briones	-	-	-	-	90	GK 1	Byrns	-	-	-	-	90
D 2	Peterman	-	-	-	-	90	D 3	Beitashour	-	-	-	-	41
D 3	Grey	-	-	-	-	90	D 4	Cardenas	1	1	-	-	90
D 4	Reeder	2	-	-	-	90	MF 5	Steres	-	-	-	-	88
D 5	Norris	-	-	-	-	90	MF 7	Toft	3	2	-	-	68
MF 6	Cohn	-	-	-	-	59	MF 14	Reza	2	1	-	-	90
F 7	Carminatti	2	1	-	-	57	MF 16	Davies	1	-	-	-	80
F 10	Wallen	4	1	-	-	87	D 19	Wallace	1	-	-	-	90
F 15	Feld	2	2	-	-	65	D 20	Acevedo	-	-	-	-	22
MF 24	Reza	1	-	-	-	53	F 21	Sacco	2	1	-	-	90
MF 25	Chandler	-	-	-	-	37	F 29	Sandoval	-	-	-	-	32
8	McFadden	1	1	-	-	31	6	Adan	1	1	-	-	53
9	Howlan	1	-	-	-	23	8	Ortega	3	3	-	-	44
13	Ochoa	-	-	-	-	13	9	Werbner	-	-	-	-	16
14	Posa	-	-	-	-	53	10	Diouf	1	-	-	-	46
19	Blase	1	-	-	-	25	12	Abraham	-	-	-	-	2
26	May	-	-	-	-	37	23	Altamirano	-	-	-	-	49
TM	TEAM	-	1	1	-	0	Totals 15 9 0 0						
Totals 14 6 1 0						Totals 15 9 0 0							
##	Player	Min	GA	Saves	##	Player	Min	GA	Saves				
1	Briones	90:00	0	9	1	Byrns	90:00	1	5				
Score by Period					1	2					F		
San Diego (2-0-0)					1	0					- 1		
San Diego State (0-2-0)					0	0					- 0		
Shots by Period					1 2 F	Saves by Period					1 2 F		
San Diego 6					8 - 14	San Diego 4					5 - 9		
San Diego State 6					9 - 15	San Diego State 3					2 - 5		
CK by Period					1 2 F	Fouls by Period					1 2 F		
San Diego 3					6 - 9	San Diego 7					13 - 20		
San Diego State 4					3 - 7	San Diego State 5					12 - 17		
Scoring Summary													
Goal	Time	Team	Scorer	Assists									
1	14:46	USD	OWN GOAL										
Attendance: 522 Officials: Gorin, Reyes, Rios Offsides: USD 2, SDSU 1													
Cautions and Ejections: YC-USD #10 (10:50); YC-SDSU #14 (12:43); YC-USD #9 (75:03); YC-USD #13 (84:34); YC-SDSU #4 (84:47); YC-SDSU #5 (87:18)													

GAME 3: Sept. 11, 2009 - SDSU Sports Deck San Diego State 2, Univ. of Pennsylvania 2 (2ot)													
Pos ##	PENN	Sh	SOG	G	A	M	Pos ##	SDSU	Sh	SOG	G	A	M
GK 1	Berg	-	-	-	-	110	GK 1	Byrns	-	-	-	-	110
D 2	Levin	-	-	-	-	97	D 3	Beitashour	-	-	-	-	58
D 5	Barnett	-	-	-	1	110	D 4	Cardenas	1	1	1	-	110
MF 6	Ross	-	-	-	-	110	D 5	Steres	-	-	-	-	26
MF 7	Barreiro	3	1	-	-	110	MF 7	Toft	4	1	-	-	110
D 10	Rubenstein	-	-	-	-	60	MF 8	Ortega	2	1	-	1	77
F 11	Olopade	4	2	-	1	71	MF 9	Werbner	-	-	-	-	34
D 12	Brandt	-	-	-	-	110	F 10	Diouf	-	-	-	-	79
F 13	Tasigianis	2	-	-	-	61	D 14	Reza	1	1	-	-	110
MF 16	Gorskic	-	-	-	-	71	MF 19	Wallace	1	-	-	-	110
MF 20	Cantrell	-	-	-	-	76	F 23	Altamirano	1	1	-	-	102
3	Takakuwa	2	2	1	-	45	2	Akazawa	-	-	-	-	10
4	Schlaefter	-	-	-	-	50	6	Adan	2	-	-	1	40
8	Guo	-	-	-	-	7	12	Abraham	-	-	-	-	25
9	Tuch	5	2	1	-	58	16	Davies	-	-	-	-	35
17	Kozak	-	-	-	-	24	20	Acevedo	1	-	-	-	36
18	Unger	-	-	-	-	39	21	Sacco	1	-	-	1	63
Totals						16 7 2 2	Totals						18 6 2 3
##	Player	Min	GA	Saves	##	Player	Min	GA	Saves				
1	Berg	110:00	2	4	1	Byrns	110:00	2	5				
Score by Period						1	2						
Univ. of Pennsylvania (0-1-2)						1	1 0 0 - 2						
San Diego State (0-2-1)						0	2 0 0 - 2						
Shots by Period						1 2 OT 2OT F	Saves by Period						1 2 OT 2OT F
Penn						7 6 2 1 - 16	Penn						3 1 0 0 - 4
San Diego State						9 8 0 1 - 18	San Diego State						3 1 0 1 - 5
CK by Period						1 2 OT 2OT F	Fouls by Period						1 2 OT 2OT F
Penn						2 6 0 0 - 8	Penn						6 2 0 0 - 8
San Diego State						2 2 0 0 - 4	San Diego State						7 9 0 1 - 17
Scoring Summary													
Goal	Time	Team	Scorer	Assists									
1	27:36	PENN	Alex Takakuwa (3)	Zach Barnett									
2	47:51	SDSU	Devon Sandoval (1)	Daniel Ortega (1)									
3	51:59	SDSU	Nick Cardenas (1)	Pedro Adan (1), Morgan Sacco (2)									
4	85:47	PENN	Alex Tuch (1)	Tobi Olopade									
Attendance: 282 Officials: Johnson, Zuckerman, Worton Offsides: SDSU 10, Penn 4													
Cautions and Elections: YC-PENN #17 (32:38); YC-SDSU #9 (68:35)													

NCAA TOURNAMENT APPEARANCES: 1969, 1981, 1982, 1987, 1988, 1989, 2005, 2006

GAME 7: Sept. 27, 2009 - SDSU Sports Deck																
San Diego State 1, Princeton 0																
Pos ##	PU	Sh	SOG	G	A	M	Pos ##	SDSU	Sh	SOG	G	A	M			
GK 1	Lynch	-	-	-	-	90	GK 1	Byrns	-	-	-	-	90			
D 3	Schenider	-	-	-	-	56	D 3	Beitashour	-	-	-	1	90			
F 4	Harms	1	-	-	-	90	D 4	Cardenas	-	-	-	-	90			
MF 7	Muntz	1	-	-	-	90	D 5	Steres	-	-	-	-	90			
MF 9	Hoppenot	-	-	-	-	81	MF 7	Toft	2	1	1	-	69			
MF 14	Sardinha	-	-	-	-	53	MF 8	Ortega	2	1	-	-	63			
D 15	Walburn	4	3	-	-	83	F 10	Diouf	1	-	-	-	68			
F 17	Sanner	4	1	-	-	65	MF 14	Reza	1	-	-	-	70			
D 18	Krinsky	-	-	-	-	60	D 19	Wallace	-	-	-	-	90			
D 23	Burton	1	-	-	-	90	F 21	Sacco	1	-	-	-	49			
D 26	Linnville	-	-	-	-	90	MF 23	Altamirano	4	-	-	-	78			
2	Hahn	-	-	-	-	32	6	Adan	-	-	-	-	51			
10	Hare	-	-	-	-	25	16	Davies	-	-	-	-	13			
11	Busch	-	-	-	-	31	20	Acevedo	1	-	-	-	22			
12	Steiner	-	-	-	-	42	29	Sandoval	1	1	-	-	56			
22	Iaccarino	-	-	-	-	14										
Totals		11	4	0	0		Totals		11	2	1	1				
##	Player	Min	GA	Saves			##	Player	Min	GA	Saves					
1	Lynch	90:00	1	1			1	Byrns	90:00	0	4					
Score by Period							2						F			
Princeton (4-3-0)						0	0						- 0			
San Diego State (3-2-2)						0	1						- 1			
Shots by Period						1	2	F	Saves by Period					1	2	F
Princeton						3	8	- 11	Princeton					0	1	- 1
San Diego State						5	6	- 11	San Diego State					2	2	- 4
CK by Period						1	2	F	Fouls by Period					1	2	F
Princeton						1	4	- 5	Princeton					6	10	- 16
San Diego State						4	1	- 5	San Diego State					7	4	- 11
Scoring Summary																
Goal		Time		Team		Scorer		Assists								
1		55:01		SDSU		Evan Toft (4)		Steve Beitashour (1)								
Attendance: 373 Officials: Chicas, Brugman, Mariscal Offsides: Princeton 4, SDSU 3																
Cautions and Ejections: YC-SDSU #4 (43:59); YC-PRIN #2 (61:10)																

GAME 8: Oct. 2, 2009 - Seattle, Wash.													
San Diego State 0, Washington 0 (2ot)													
Pos ##	SDSU	Sh	SOG	G	A	M	Pos ##	WASH	Sh	SOG	G	A	M
GK 1	Byrns	-	-	-	-	110	GK 1	Hawkins	-	-	-	-	110
D 3	Beitashour	-	-	-	-	100	MF 2	Keller	3	1	-	-	110
D 4	Cardenas	1	1	-	-	110	D 4	Mueller	1	-	-	-	110
D 5	Steres	-	-	-	-	110	F 5	Cunningham	2	1	-	-	110
MF 6	Adan	1	1	-	-	73	F 10	Moore	2	-	-	-	99
MF 8	Ortega	2	1	-	-	71	D 11	Lang	-	-	-	-	110
F 10	Diouf	2	-	-	-	77	F 15	Richards	7	1	-	-	110
MF 14	Reza	5	1	-	-	83	D 17	Hoss	-	-	-	-	110
D 19	Wallace	-	-	-	-	110	MF 20	Van Houte	1	1	-	-	104
F 21	Sacco	1	1	-	-	86	D 23	Finch	2	-	-	-	110
MF 23	Altamirano	-	-	-	-	102	MF 25	Cochran	-	-	-	-	26
2	Akazawa	-	-	-	-	24	14	Kelley	-	-	-	-	11
16	Davies	-	-	-	-	47	16	Day	-	-	-	-	6
20	Acevedo	-	-	-	-	34	21	James	1	-	-	-	84
24	Marden	-	-	-	-	19							
29	Sandoval	-	-	-	-	44							
Totals		12	5	0	0		Totals		19	4	0	0	
##	Player	Min	GA	Saves			##	Player	Min	GA	Saves		
1	Byrns	110:00	0	4			1	Hawkins	110:00	0	5		
Score by Period						1	2	1OT	2OT	F			
San Diego State (3-2-3, 0-0-1)						0	0	0	0	-	0		
Washington (3-4-2, 0-0-1)						0	0	0	0	-	0		
Shots by Period						1	2	OT	2OT	F			
San Diego State						6	4	0	2	- 12			
Washington						9	7	1	2	- 19			
Saves by Period						1	2	OT	2OT	F			
San Diego State						3	1	0	0	- 4			
Washington						3	1	0	1	- 5			
Fouls by Period						1	2	OT	2OT	F			
San Diego State						2	4	1	2	- 9			
Washington						6	5	1	2	- 14			
Scoring Summary													
Goal	Time	Team	Scorer	Assists									
Attendance: 1,266 Officials: Barone, Epps, Heimbigner Offsides: SDSU 3, UW 2													
Cautions and Ejections: YC-WASH #20 (65:42); YC-SDSU #8 (81:35)													

GAME 9: Oct. 4, 2009 - Corvallis, Ore. No. 37 Oregon State 2, San Diego State 1 (ot)													
Pos ##	SDSU	Sh	SOG	G	A	M	Pos ##	OSU	Sh	SOG	G	A	M
GK 1	Byrns	-	-	-	-	92	GK 1	Spangler	-	-	-	-	92
D 3	Beitashour	-	-	-	-	92	D 2	Anderson	1	-	-	-	71
D 4	Cardenas	-	-	-	-	92	D 3	French	1	-	-	-	92
D 5	Steres	-	-	-	-	92	D 5	Miller	-	-	-	-	92
MF 6	Adan	-	-	-	-	17	D 7	Woodward	2	1	-	-	92
MF 8	Ortega	-	-	-	1	61	F 10	Mwanga	7	4	2	-	92
F 10	Diouf	2	-	-	-	77	D 11	Harms	-	-	-	-	92
MF 14	Reza	-	-	-	-	92	D 12	Swenson	2	1	-	1	76
D 19	Wallace	-	-	-	-	56	F 13	Mitchell	1	1	-	-	76
F 21	Sacco	-	-	-	-	49	F 14	Ramsey	2	1	-	1	76
MF 23	Altamirano	1	1	1	-	92	D 21	Harris	-	-	-	-	92
12	Abraham	-	-	-	-	35	15	Sanchez	1	-	-	-	16
16	Davies	-	-	-	-	51	20	Parker	-	-	-	-	16
20	Acevedo	-	-	-	-	70	23	Parker	-	-	-	-	37
24	Marden	-	-	-	-	2	Totals 17 8 2 2						
29	Sandoval	1	-	-	-	41							
Totals 4 1 1 1													
##	Player	Min	GA	Saves									
1	Byrns	91:43	2	6									
Score by Period						1	2	1OT	F				
San Diego State (3-3-3, 0-1-1)						1	0	0	-	1			
Oregon State (5-3-2, 1-1-0)						0	1	1	-	2			
Shots by Period						1	2	OT	F				
San Diego State						1	2	1	-	4			
Oregon State						7	9	1	-	17			
CK by Period						1	2	OT	F				
San Diego State						0	2	0	-	2			
Oregon State						6	4	0	-	10			
Fouls by Period						1	2	OT	F				
San Diego State						4	7	0	-	11			
Oregon State						5	8	0	-	13			
Scoring Summary													
Goal	Time	Team	Scorer	Assists									
1	31:45	SDSU	Jose Altamirano (1)	Daniel Ortega (2)									
2	56:02	OSU	Danny Mwanga (6)	John Swenson									
3	91:43	OSU	Danny Mwanga (7)	Brian Ramsey									
Attendance: 318 Officials: Mirkian, Allison, Jung Offsides: SDSU 5, OSU 4 Cautions and Ejections: YC-OSU #13 (24:59); YC-SDSU #10 (63:14); YC-OSU #7 (87:54)													

GAME 10: Oct. 11, 2009 - SDSU Sports Deck													
San Diego State 2, No. 2 UCLA 2 (2ot)													
Pos ##	UCLA	Sh	SOG	G	A	M	Pos ##	SDSU	Sh	SOG	G	A	M
GK 13	Perk	-	-	-	-	59	GK 1	Byrns	-	-	-	-	110
D 2	Singh	-	-	-	-	100	D 3	Beitashour	2	-	-	-	110
D 6	Alvarado	-	-	-	-	100	D 4	Cardenas	3	2	1	-	82
F 7	Arreola	-	-	-	-	100	D 5	Steres	-	-	-	-	110
MF 10	Nakazawa	4	2	1	1	110	MF 6	Adan	1	-	-	-	82
MF 15	Okugo	1	1	-	-	110	MF 8	Ortega	3	1	-	-	95
D 23	Serrano	1	1	-	-	100	F 9	Sandoval	1	1	1	-	67
F 24	Estrada	2	2	1	-	96	F 10	Diouf	1	1	-	1	96
D 27	Suits	-	-	-	-	90	MF 14	Reza	3	1	-	-	80
F 29	Hoffman	-	-	-	-	53	D 16	Davies	-	-	-	-	110
MF 30	Stephens	3	1	-	-	105	MF 23	Altamirano	1	-	-	-	71
3	Zerrenner	-	-	-	-	10	11	McManus	-	-	-	-	57
4	Reyes	-	-	-	-	0	12	Abraham	-	-	-	-	17
5	Rose	1	-	-	-	31	19	Wallace	-	-	-	-	0+
11	Collins	-	-	-	-	11	20	Acevedo	2	-	-	-	63
14	Cummings	-	-	-	-	10	21	Sacco	-	-	-	-	31
17	Sinderhoff	-	-	-	-	16	Totals 17 6 2 1						
18	Hollingshead	-	-	-	-	70	##	Player	Min	GA	Saves		
19	Rowe	-	-	-	-	51	1	Byrns	110:00	2	5		
25	Roman	1	-	-	-	39							
26	Raynr	-	-	-	-	8							
Totals		13	7	2	3								

##	Player	Min	GA	Saves
13	Perk	59:14	1	1
19	Rowe	50:46	1	3
Score by Period				
UCLA (6-1-2, 1-0-2)		1		
San Diego State (3-3-4, 0-1-2)		1		
Shots by Period				
UCLA	2	7	1	3
SDSU	6	11	0	0
CK by Period				
UCLA	2	1	2	0
SDSU	0	4	0	0
Scoring Summary				
Goal	Time	Team	Scorer	Assists
1	14:12	UCLA	Kyle Nakazawa (8)	Danny Suits
2	26:51	SDSU	Devon Sandoval (2)	
3	80:28	SDSU	Nick Cardenas (2)	Khadim Diouf (2)
4	82:08	UCLA	David Estrada (1)	Sean Alvarado, Kyle Nakazawa

GAME 13: Oct. 23, 2009 - Palo Alto, Calif. San Diego State 2, No. 17 Stanford 1 (ot)									
Pos ##	SDSU	Sh	SOG	G	A	M	Pos ##	STAN	Sh SOG G A M
GK 1	Byrns	-	-	-	-	92	GK 20	Moore	- - - - 92
D 3	Beitashour	-	-	-	-	92	3	Gorskie	- - - - 92
D 4	Cardenas	1	1	1	-	88	5	Strickland	- - - - 87
D 5	Steres	-	-	-	-	92	9	Morgan	- - - - 46
MF 6	Adan	1	-	-	-	67	11	Yahyavi	1 - - - 64
MF 8	Ortega	3	1	-	2	59	12	Jahn	2 1 - 1 83
MF 10	Diouf	2	2	1	-	59	14	Warshaw	1 1 - - 92
F 11	McManus	1	-	-	-	44	15	Lamming	2 1 - - 59
F 14	Reza	1	1	-	-	60	17	Novak	- - - - 92
D 16	Davies	-	-	-	-	92	27	Gunther	- - - - 71
MF 19	Wallace	-	-	-	-	72	99	Thomas	- - - - 92
9	Sandoval	1	-	-	-	41	6	Levine	1 1 - - 36
20	Acevedo	1	-	-	-	46	7	Anderson	- - - - 37
21	Sacco	-	-	-	-	25	18	Abolfathi	1 1 1 - 30
23	Altamirano	1	-	-	-	51	21	Leon	- - - - 27
24	Marden	1	1	-	-	33	26	Amman	- - - - 13
Totals	13	6	2	2	2		Totals	8	5 1 1
##	Player	Min	GA	Saves	##	Player	Min	GA	Saves
1	Byrns	92:13	1	4	20	Moore	92:12	2	4
Score by Period					2	1OT		F	
San Diego State (5-4-4, 2-2-2)					0	1	-	2	
No. 17 Stanford (8-4-1, 2-3-1)					1	0	-	1	
Shots by Period					1	2	OT	F	
San Diego State					3	9	1	-	13
Stanford					3	5	0	-	8
CK by Period					1	2	OT	F	
San Diego State					2	0	0	-	2
Stanford					1	2	0	-	3
Scoring Summary					1	2	OT	F	
Goal	Time	Team	Scorer	Assists					
1	13:29	SDSU	Nick Cardenas (3)	Daniel Ortega (5)					
2	69:43	STAN	Dersu Abolfathi (1)	Adam Jahn					
3	92:13	SDSU	Khadim Diouf (2)	Daniel Ortega (6)					
Attendance: 554 Officials: Mikikian, Pimental, Thomas Offsides: Stanford 6, SDSU 1									
Cautions and Ejections: YC-STAN #17 (14:35); YC-SDSU #1 (36:46); YC-SDSU #4 (42:22)									

GAME 14: Oct. 25, 2009 - Berkeley, Calif. San Diego State 2, No. 11 California 0									
Pos ##	SDSU	Sh	SOG	G	A	M	Pos ##	CAL	Sh SOG G A M
GK 1	Byrns	-	-	-	-	90	GK 1	Bingham	- - - - 90
D 3	Beitashour	-	-	-	1	90	F 3	Wiedeman	4 2 - - 90
D 4	Cardenas	-	-	-	-	83	MF 4	Avalos	- - - - 61
D 5	Steres	-	-	-	-	90	D 5	Soares	- - - - 90
MF 6	Adan	2	-	-	-	57	D 8	Jones	- - - - 86
MF 8	Ortega	2	2	-	-	69	MF 9	Jimenez	1 - - - 45
MF 10	Diouf	-	-	-	-	27	D 13	Sassano	1 - - - 28
F 11	McManus	-	-	-	-	31	MF 19	Saliccia	1 - - - 68
F 14	Reza	2	2	2	-	82	F 20	Cosgriff	2 - - - 70
D 16	Davies	-	-	-	-	90	MF 23	Omphroy	- - - - 65
MF 19	Wallace	-	-	-	-	90	D 25	Lunt	- - - - 78
9	Sandoval	-	-	-	-	8	6	Munoz	1 1 - - 29
12	Abraham	-	-	-	-	21	7	Paul	- - - - 30
20	Acevedo	-	-	-	-	43	14	Leon	- - - - 29
21	Sacco	-	-	-	-	54	15	Birnbaum	- - - - 14
23	Altamirano	2	1	-	1	66	16	Marsh	1 1 - - 14
Totals	8	5	2	2	2		18	Van Buskirk	1 - - - 28
Totals	8	5	2	2	2		27	Ortega	- - - - 75
Totals	12	5	0	0	0		Totals	12	5 0 0
##	Player	Min	GA	Saves	##	Player	Min	GA	Saves
1	Byrns	90:00	0	5	1	Bingham	90:00	2	3
Score by Period					2	F			
San Diego State (6-4-4, 3-2-2)					0	-	2		
No. 11 California (8-7-0, 2-5-0)					0	-	0		
Shots by Period					1	2	F		
San Diego State					3	5	-	8	
California					7	5	-	12	
CK by Period					1	2	F		
San Diego State					2	3	-	5	
California					2	2	-	4	
Scoring Summary					1	2	F		
Goal	Time	Team	Scorer	Assists					
1	29:46	SDSU	Raymundo Reza (5)	Steve Beitashour (2)					
2	36:06	SDSU	Raymundo Reza (6)	Jose Altamirano (2)					
Attendance: 461 Officials: Gorin, Dommer, Rigel Offsides: SDSU 7, California 4									
Cautions and Ejections: YC-SDSU #8 (58:13); YC-CAL #3 (69:07); YC-SDSU #14 (83:06)									

2009 Roster

NUMERICAL

No.	Name	Pos.	Ht.	Wt.	Yr.	Exp.	Hometown/Last School
0	R.J. Smith	GK	6-4	195	RS-So.	1L	San Diego, Calif./UC Davis
01	Blake Hylen	GK	6-3	180	Fr.	HS	San Diego, Calif./Torrey Pines HS
1	Brad Byrns	GK	6-2	200	RS-Jr.	2L	Alamo, Calif./Monte Vista HS
2	Michio Akazawa	D	5-7	155	Jr.	1L	Bellevue, Wash./Issaquah HS
3	Steve Beitashour	D	5-10	170	RS-Sr.	3L	San Jose, Calif./Leland HS
4	* Nick Cardenas	D	6-4	205	Sr.	3L	Thornton, Colo./Horizon HS
5	Daniel Steres	D	6-0	170	So.	1L	Calabasas, Calif./Calabasas HS
6	Pedro Adan	MF	5-8	155	RS-So.	1L	San Diego, Calif./Preuss HS
7	Evan Toft	MF	5-8	155	Sr.	3L	Aurora, Colo./Grandview HS
8	Daniel Ortega	MF	5-10	180	Sr.	3L	San Diego, Calif./Eastlake HS
9	Devon Sandoval	F	6-1	200	Fr.	HS	Albuquerque, N.M./Eldorado HS
10	Khadim Diouf	MF	6-1	160	Jr.	2L	Dakar, Senegal/Suffield Acad. (Conn.)
11	* Matt McManus	F	6-1	185	RS-Sr.	2L	Santa Clarita, Calif./Canyon HS
12	Gemechu Abraham	MF	5-9	155	RS-So.	1L	Beaverton, Ore./Beaverton HS
14	Raymundo Reza	F	5-10	175	Jr.	2L	Denver, Colo./John F. Kennedy HS
16	Justin Davies	D	5-8	160	RS-So.	1L	San Diego, Calif./Brooks School (Mass.)
17	Michael Rocha	F	5-9	185	Jr.	2L	Pasadena, Calif./John Muir HS
18	Jordan Phillips	D	5-11	170	Fr.	HS	The Woodlands, Texas/The Woodlands HS
19	* Jamel Wallace	MF	6-1	180	RS-Sr.	3L	San Diego, Calif./Oceanside HS
20	Andre Acevedo	D	5-8	160	RS-So.	RS	San Diego, Calif./Eastlake HS
21	Morgan Sacco	MF	5-8	140	Fr.	HS	Greeley, Colo./Greeley Central HS
23	Jose Altamirano	MF	5-7	135	Fr.	HS	San Diego, Calif./Southwest HS
24	Chance Marden	MF	6-1	175	RS-Fr.	RS	Fremont, Calif./Washington HS
29	Kevin Werbner	MF	6-1	185	RS-Sr.	3L	Manchester, Conn./Manchester HS

* Captains

Head Coach: Lev Kirshner (Rutgers, 1991), 10th season

Assistant Coach: Matt Hall (San Diego, 2001), 10th season

Assistant Coach: Sami B. Nedjar (USC, 1989), second season

Volunteer Assistant Coach: Oscar Rodriguez (San Diego State, 2001), fifth season

ALPHABETICAL

No.	Name	Pos.
12	Gemechu Abraham	MF
20	Andre Acevedo	D
6	Pedro Adan	MF
2	Michio Akazawa	D
23	Jose Altamirano	MF
3	Steve Beitashour	D
1	Brad Byrns	GK
4	Nick Cardenas	D
16	Justin Davies	D
10	Khadim Diouf	MF
01	Blake Hylen	GK
24	Chance Marden	MF
11	Matt McManus	F
8	Daniel Ortega	MF
18	Jordan Phillips	D
14	Raymundo Reza	F
17	Michael Rocha	F
21	Morgan Sacco	MF
9	Devon Sandoval	F
0	R.J. Smith	GK
5	Daniel Steres	D
7	Evan Toft	MF
19	Jamel Wallace	MF
29	Kevin Werbner	MF

BY POSITION

Goalkeepers (3) Byrns, Hylen, Smith

Defenders (7) Acevedo, Akazawa, Beitashour, Cardenas, Davies, Phillips, Steres

Midfielders (10) Abraham, Adan, Altamirano, Diouf, Marden, Ortega, Sacco, Toft, Wallace, Werbner

Forwards (4) McManus, Reza, Rocha, Sandoval

BY YEAR

Seniors (7) Beitashour, Cardenas, McManus, Ortega, Toft, Wallace, Werbner

Juniors (5) Akazawa, Byrns, Diouf, Reza, Rocha

Sophomores (6) Abraham, Acevedo, Adan, Davies, Smith, Steres

Redshirt Freshmen (1) Marden

True Freshmen (5) Altamirano, Hylen, Phillips, Sacco, Sandoval

BY EXPERIENCE

Three Letters (6) Beitashour, Cardenas, Ortega, Toft, Wallace, Werbner

Two Letters (5) Byrns, Diouf, McManus, Reza, Rocha

One Letter (6) Abraham, Adan, Akazawa, Davies, Smith, Steres

Redshirts (2) Acevedo, Marden

High School (5) Altamirano, Hylen, Phillips, Sacco, Sandoval

BY LOCATION

San Diego (8) Acevedo, Adan, Altamirano, Davies, Hylen, Ortega, Smith, Wallace

California (6) Beitashour, Byrns, Marden, McManus, Rocha, Steres

Oregon (1) Abraham

Washington (1) Akazawa

New Mexico (1) Sandoval

Colorado (4) Cardenas, Reza, Sacco, Toft

Texas (1) Phillips

Connecticut (1) Werbner

Senegal (1) Diouf

2009 Aztec Men's Soccer
San Diego State Combined Team Statistics (as of Oct 26, 2009)
All games

RECORD:	OVERALL	HOME	AWAY	NEUTRAL
ALL GAMES	6-4-4	4-3-3	2-1-1	0-0
CONFERENCE	3-2-2	1-1-1	2-1-1	0-0
NON-CONFERENCE	3-2-2	3-2-2	0-0	0-0

Date	Opponent	Score	Att.	#	Player	gp	g	a	pts	sh	sh%	sog	sog%	gw	pk-att	
09-01-09	LMU	L	1-2	333	14	Reza, Raymundo	14	6	3	15	30	.200	15	.500	2	0-0
09-06-09	SAN DIEGO	L	0-1	522	7	Toft, Evan	7	4	2	10	21	.190	7	.333	2	1-1
~ 09-11-09	UNIV OF PENNSYLVANIA	To2	2-2	282	4	Cardenas, Nick	13	3	1	7	15	.200	9	.600	0	0-0
~ 09-13-09	WISCONSIN	Wo2	3-2	320	21	Sacco, Morgan	14	2	3	7	11	.182	6	.545	1	0-0
09-18-09	WISCONSIN-GREEN BAY	To2	2-2	394	10	Diouf, Khadim	13	2	2	6	20	.100	5	.250	1	0-0
! 09-25-09	#6 UC SANTA BARBARA	W	4-2	626	8	Ortega, Daniel	13	0	6	6	22	.000	11	.500	0	0-0
! 09-27-09	PRINCETON	W	1-0	373	9	Sandoval, Devon	12	2	0	4	11	.182	5	.455	0	0-0
* 10-02-09	at Washington	To2	0-0	1266	23	Altamirano, Jose	14	1	2	4	14	.071	3	.214	0	0-0
* 10-04-09	at #37 Oregon State	Lot	1-2	318	5	Steres, Daniel	14	1	1	3	5	.200	2	.400	0	0-0
* 10-11-09	#2 UCLA	To2	2-2	749	19	Wallace, Jamel	13	1	0	2	5	.200	1	.200	0	0-0
* 10-16-09	#16 STANFORD	Lot	1-2	338	11	McManus, Matt	5	1	0	2	5	.200	1	.200	0	0-0
* 10-18-09	#6 CALIFORNIA	Wot	2-1	564	6	Adan, Pedro	12	0	2	2	12	.000	2	.167	0	0-0
* 10-23-09	at #17 Stanford	Wot	2-1	554	3	Beitashour, Steve	13	0	2	2	3	.000	1	.333	0	0-0
* 10-25-09	at #11 California	W	2-0	461	16	Davies, Justin	12	0	2	2	1	.000	0	.000	0	0-0

~ Courtyard Marriot San Diego Central Tournament
! Nike Aztec Soccer Classic
* Pac-10 Conference Match

TEAM STATISTICS	SDSU	OPP
SHOT STATISTICS		
Goals-Shot attempts	23-187	19-187
Goals scored per game	1.64	1.36
Shot pct.	.123	.102
Shots on goal-Attempts	72-187	78-187
SOG pct.	.385	.417
Shots/Game	13.4	13.4
CORNER KICKS	74	86
PENALTY KICKS	1-1	2-2
PENALTIES		
Yellow cards	22	16
Red cards	3	1
ATTENDANCE		
Total	4501	2599
Dates/Avg Per Date	10/450	4/650
Neutral Site #/Avg	0/0	

#	Goalie	GP	Min.	GA	GAAvg	Saves	Pct	W-L-T	Sho
1	Byrns, Brad	13	1264:19	17	1.21	58	.773	6-4-3	3
0	Smith, R.J.	1	110:00	2	1.64	1	.333	0-0-1	0
	Total	14	1374:19	19	1.24	59	.756	6-4-4	3
	Opponents	14	1374:19	23	1.51	49	.681	4-6-4	2

Goals by Period	1st	2nd	OT	OT2	Total
San Diego State	11	9	2	1	23
Opponents	7	10	2	0	19

Shots by Period	1st	2nd	OT	OT2	Total
San Diego State	84	88	9	6	187
Opponents	75	97	9	6	187

Saves by Period	1st	2nd	OT	OT2	Total
San Diego State	25	32	1	1	59
Opponents	23	23	2	1	49

Corners by Period	1st	2nd	OT	OT2	Total
San Diego State	38	29	5	2	74
Opponents	33	47	4	2	86

Fouls by Period	1st	2nd	OT	OT2	Total
San Diego State	69	88	5	9	171
Opponents	71	81	7	6	165