



SAN DIEGO STATE WOMEN'S BASKETBALL

2017-18 GAME NOTES

Jim Solien, Assistant Media Relations Director (Interim Contact) • E-Mail: jsolien@mail.sdsu.edu • Office: 619-594-5547

2017-18 SCHEDULE

Date	Opponent	Time
Nov. 3	Cal State LA (exh.)	W, 71-50
Nov. 10	Presbyterian	W, 77-50
Nov. 14	CSUN	W, 58-55
Nov. 18	Cal State Fullerton	W, 59-58

Junkanoo Jam (Bimini, Bahamas)

Nov. 24	vs. Central Michigan	L-ot, 76-85
Nov. 25	vs. Tulane	L, 46-80

Nov. 29	San Diego	W, 77-76
Dec. 3	at Arizona	W, 78-67
Dec. 8	UC Irvine	L, 65-67
Dec. 10	Hope International	W, 92-68
Dec. 14	Santa Clara	L, 34-48
Dec. 22	at UC Santa Barbara	L, 64-77
Dec. 28	Wyoming*	6:30 p.m.
Dec. 30	at Utah State*	2 p.m.
Jan. 3	Colorado State*	6:30 p.m.
Jan. 10	at San José State*	7 p.m.
Jan. 13	Boise State*	1 p.m.
Jan. 17	at Fresno State*	7 p.m.
Jan. 20	New Mexico*	1 p.m.
Jan. 24	at Colorado State*	7 p.m.
Jan. 27	UNLV*	1 p.m.
Feb. 3	at Air Force*	1 p.m.
Feb. 7	Fresno State*	Noon
Feb. 10	Nevada*	1 p.m.
Feb. 14	at Wyoming*	6:30 p.m.
Feb. 17	at UNLV*	3 p.m.
Feb. 21	Air Force*	6:30 p.m.
Feb. 24	San José State*	1 p.m.
Feb. 27	at Boise State*	7 p.m.
March 2	at Nevada*	2 p.m.

Mountain West Championship (Las Vegas, Nev.)

March 5-9	MW Championship	TBA
-----------	-----------------	-----

All times local to site | Home games in **Bold** at Viejas Arena
* = Mountain West game

GAMES 12 & 13 | VS. WYOMING (THURSDAY, DEC. 28) | AT UTAH STATE (SATURDAY, DEC. 30)

LIVE MEDIA: Streaming video via the Mountain West Network/Stadium on GoAztecs.com for both games | Live audio webcast on GoAztecs.com at Utah State



SAN DIEGO STATE

2017-18 Record: 6-5 (0-0 MW)

Head Coach: Stacie Terry

Fifth Year at SDSU/Fifth overall



WYOMING

2017-18 Record: 7-4 (0-0 MW)

Head Coach: Joe Legerski

15th Year at Wyoming/15th overall



UTAH STATE

2017-18 Record: 2-9 (0-0 MW)

Head Coach: Jerry Finkbeiner

Sixth Year at Utah State/29th overall

TOP PERFORMERS

Scoring	McKynzie Fort - 15.8
Rebounding	McKynzie Fort - 5.0
Assists	Geena Gomez - 4.6

TOP PERFORMERS

Scoring	Liv Roberts - 10.8
Rebounding	Liv Roberts - 6.1
Assists	Clara Tapia - 3.7

TOP PERFORMERS

Scoring	Olivia West - 16.7
Rebounding	Shannon Dufficy - 8.9
Assists	Eliza West - 4.2

- San Diego State opens its 19th year of Mountain West competition on Thursday when it welcomes Wyoming to Steve Fisher Court for a 6:30 p.m. PT tip-off.
- Following the Aztecs-Cowgirls clash, the Scarlet and Black will embark on a quick trip to the Beehive State for a Saturday showdown at Utah State, beginning at 2 p.m. MT/1 p.m. PT.
- Both games will feature streaming video via the Mountain West Network/Stadium on GoAztecs.com, with SDSU alumnus Chris Ello also handling play-by-play duties in a live audio webcast for the Aztecs-Aggies encounter.
- The Aztecs have been idle since Dec. 22, when they suffered their second straight loss in a 77-64 defeat at UC Santa Barbara.
- SDSU received double-digit scoring totals from four players, including a team-high 14 points by Khalia Lark, but it wasn't enough as the Gauchos outscored the Aztecs 50-24 in the second and third periods to erase an early 16-7 deficit.
- Despite the setback, SDSU enters conference play with a 6-5 mark, its first winning record through 11 games since the 2012-13 squad posted an 8-3 ledger.
- The Aztecs have been paced by senior McKynzie Fort, who finds herself among the MW leaders in several categories, including points (5th, 15.8/gm), free-throw percentage (10th, .766), assists (11th, 3.3/gm) and field-goal percentage (12th, .457).
- SDSU has also received a steady performance from senior Geena Gomez, who ranks third in the league with 4.6 assists per contest and a 1.8 assist-to-turnover ratio, while freshman Najé Murray moved into the sixth spot with a .444 percentage from three-point range. In addition, senior Lexy Thorderson occupies the third position with 2.5 triples per game and ranks seventh with a .418 clip from beyond the arc.
- Following this week's action, San Diego State will play host to Colorado State on Wednesday, Jan. 3, starting at 6:30 p.m. PT.

SAN DIEGO STATE AZTECS (6-5, 0-0 MW)

No.	Name	Pos.	Ht.	Yr.	Exp.	PPG	RPG	APG	Individual Player Notes
0	Kennedi Villa	G	6-0	Fr.	HS	0.3	1.0	0.3	Has logged 13 minutes in three appearances this year vs. Presbyterian, Tulane and Hope Int'l.
1	Khaliya Lark	G/F	6-0	Jr.	1L	6.1	4.8	0.7	Came up with game-clinching steal vs. USD ... Posted a season-high 14 pts vs. Hope Int'l and at UCSB.
5	Te'a Adams	G	5-9	Fr.	HS	4.5	2.4	1.6	Career-high 20 pts vs. Hope Int'l ... Most points by SDSU freshman since Paris Johnson in 2008 (23).
10	Najé Murray	G	5-6	Fr.	HS	10.2	1.7	0.7	Has hit 14 of 26 treys over last six games ... Ranks 3rd in MW and 42nd nationally with .444 clip on 3FGs.
11	Arantxa Gómez Ferrer	F	6-0	Jr.	2L	1.8	2.6	0.0	Chipped in a career-high eight points vs. USD ... Averaging 11.8 minutes in nine appearances.
13	Allison Brown	G	5-7	Sr.	SQ	0.0	1.0	0.0	Played a career-high 16 minutes in first appearance of the season vs. Hope Int'l, grabbing one rebound.
15	McKynzie Fort	G	5-9	Sr.	3L	15.8	5.0	3.3	MW Player of the Week on Dec. 4 ... Averaged 25.0 pts, 6.0 rebs, 5.0 assists vs. USD and Arizona.
20	Geena Gomez	G	5-8	Sr.	2L	8.5	3.1	4.6	Ranks in the MW with 4.6 assists per game ... Dished out career-high 10 helpers vs. CSUN.
21	Abby Lowe	G	5-11	So.	1L	2.5	2.0	0.5	Has played a combined 20 minutes in two games ... Scored five points off the bench vs. Tulane.
22	Lexy Thorderson	G	6-0	Sr.	3L	8.6	3.0	0.5	Is among MW leaders treys per game (3rd, 2.5), triples made (4th, 28) and 3FG pct (4th, .418).
23	Loli Gomez	G	5-10	Jr.	TR	0.0	0.0	0.3	Made SDSU debut vs. Central Michigan ... Dished out first assist as an Aztec vs. Hope Int'l.
24	Kiara Edwards	F	6-1	Fr.	HS	2.0	2.5	0.0	Tallied first collegiate field goal and grabbed season-high three rebounds vs. Tulane.
30	Cheyenne Greenhouse	G	5-11	Sr.	3L	3.8	2.6	1.3	Matched her season high of 10 pts on 4-4 shooting and 2-2 free throws at UCSB.
34	Baylee Vanderdoes	F	6-1	So.	1L	2.7	3.8	0.1	Came up huge with a career-high 3 blocks vs. USD ... Also logged a personal-best 13 rebounds vs. CMU.
40	Monique Terry	F	6-2	So.	1L	1.0	1.3	0.0	Has appeared in 10 of 11 games this season ... Logged a season-high 3 rebs off the bench vs. Arizona.
45	Naomi Ekwedike	F	6-6	So.	SQ	2.9	3.1	0.6	Averaging 9.7 minutes in nine games ... Tallied a season-high six points vs. UCI and Hope Int'l.

Head Coach: Stacie Terry (UT Arlington, 1998) | 54-79 (Fifth Season at SDSU/Fifth Overall)

Assistant Coaches: Jesse Clark (Pacific Union, 2003); Ciara Carl (Point Loma Nazarene, 2005); Nick Grant (Baylor, 2010)

Director of Basketball Operations: Jon Silver (UCLA, 2009) | Director of Player Personnel: Paris Johnson (San Diego State, 2011)

SAN DIEGO STATE QUICK FACTS

GENERAL INFORMATION

Location: San Diego, Calif., 92182
 Founded: 1897
 Enrollment: 33,726
 Nickname: Aztecs
 School Colors: Scarlet and Black
 Affiliation: NCAA Division I
 Conference: Mountain West
 Home Arena (Capacity):
 Steve Fisher Court at Viejas Arena (12,414)
 President: Sally Roush
 Director of Athletics: John David Wicker
 Faculty Athletic Representative: Patrick Papin
 Athletics Dept. Phone: 619-594-3019

AZTEC BASKETBALL FACTS

First Year of Basketball: 1976-77
 All-Time Record: 646-578 (.528) / 41 seasons
 Postseason Appearances/NCAA Appearances: 12/9
 Last Postseason Appearance: 2013--
 Lost to BYU (69-58) in WNIT Second Round

SDSU TEAM INFORMATION

2016-17 Record: 11-19 (.367)
 2016-17 MW Record/Finish: 6-12/9th
 2017 MW Tournament Record: 0-1
 2017 Final NCAA RPI: 270
 Letterwinners Returning/Lost: 9/2
 Starters Returning/Lost: 4/2
 Newcomers: 5

AZTEC BASKETBALL STAFF

Head Coach: Stacie Terry
 Alma Mater: UT Arlington, 1998
 Career Record/Years: 54-79/Fifth Year
 Record at SDSU: Same
 Best Time to Call: Contact SID
 Basketball Office Phone: 619-594-4095
 Basketball Office Fax: 619-594-8057
Assistant Coaches:
 Jesse Clark, Fifth season at SDSU
 Alma Mater: Pacific Union, 2003
 Ciara Carl, Fifth season at SDSU
 Alma Mater: Point Loma Nazarene, 2005
 Nick Grant, Fourth season at SDSU
 Alma Mater: Baylor, 2010
 Director of Basketball Operations: Jon Silver
 Second season at SDSU
 Alma Mater: UCLA, 2009
 Director of Player Personnel: Paris Johnson
 Second season at SDSU
 Alma Mater: San Diego State, 2009
 Athletic Trainer: Queenie Soriano
 Academic Advisor: Dr. Bre White
 Strength and Conditioning: Eddie Padilla

SDSU MEDIA RELATIONS

Interim Women's Basketball SID: Jim Solien
 E-mail: jsolien@mail.sdsu.edu
 Office Phone: 619-594-5547
 Cell Phone: 619-341-9082

Aztec Conference Openers By the Numbers

- San Diego State is 21-20 all-time in conference lid-lifters, posting a 5-4 record in the Western Collegiate Athletic Association (1976-85), a 2-3 ledger in the Big West (1985-90), 7-2 mark in the Western Athletic Conference (1990-99) and a 7-11 record in the Mountain West .
- Overall, the Aztecs own a 4-5 mark in MW openers at home and a 3-6 record on the road.
- Thursday's game will mark SDSU's first MW opener at home since the 2013-14 campaign, when it suffered a narrow 64-61 loss to Colorado State in head coach Stacie Terry's first season.
- In addition, the Aztecs will be facing the Cowgirls in a league lid-lifter for the second time in three years after recording an impressive 84-77 triumph on the road during the 2015-16 season.

Series Record vs. Wyoming

- The Aztecs have battled the Cowgirls on 54 previous occasions, marking the third-most frequently played opponent in program history behind New Mexico (60) and UNLV (55). The all-time series is tied 27-27 after Wyoming captured an 80-67 decision in Laramie last year when the two sides met just once during the regular season.
- Defense has characterized the Aztecs-Cowgirls rivalry since 2000, with the winning team scoring over 70 points just nine times in the past 37 meetings.
- SDSU sports a 15-9 record against Wyoming in San Diego and has won three of the last four encounters at Steve Fisher Court, including a 53-40 victory in 2016.

Scouting the Cowgirls

- Wyoming (7-4) had its three-game winning streak snapped after dropping a 63-40 decision at No. 14/15 Duke in its non-conference finale on Dec. 21.
- The Cowgirls were picked to finish second in the Mountain West preseason poll released on Nov. 1. Wyoming earned 216 points and six first-place votes, trailing only Boise State (221 pts, 7 first-place votes).
- Individually, the Cowgirls are led by senior guard Liv Roberts, who garnered all-MW accolades last year and landed a spot on the league's all-defensive team. This season, the Missoula, Mont., native is averaging 10.8 points and 6.1 rebounds per game while shooting 40.8 percent from the field.
- In addition, Wyoming has received a spark from junior forward Marta Gomez, who has connected on 48.7 percent of her three-point field-goal attempts (19-39), which ranks third in the conference, while sophomore forward Taylor Rusk has drained 17 triples of her own.
- Rusk leads the MW with a 3.0 assist-to-turnover ratio, while fellow classmates Bailee Cotton (47.2 FG pct) and Clara Tapia (3.7 assists/gm) rank eighth in their respective statistical categories.
- As a team, the Cowgirls have been superb on defense this season, allowing opponents a league-worst 54.9 points and 33.5 rebounds per game.
- Not to be outdone, Wyoming ranks among the conference leaders in field-goal percentage defense (3rd, .388) and three-point field-goal defense (2nd, .259).
- Elsewhere, the Cowgirls top the MW in free-throw percentage (.751) this week and rank fifth in field-goal percentage (.398); however Wyoming is just 10th in scoring offense (59.5 ppg) and rebounds (33.4/gm).

WYOMING SERIES NOTES

WYOMING AT SAN DIEGO STATE

Series tied 27-27

• 2017-18 Comparative Stats

WYO		SDSU
7-4	Overall Record	6-5
0-0	League Record	0-0
.398	Field Goal Pct.	.392
.312	3-PT FG Pct.	.354
.751	Free Throw Pct.	.669
.388	Opp. FG Pct.	.410
.259	Opp. 3-PT FG Pct.	.321
.748	Opp. FT Pct.	.695
33.4	Rebound Avg.	38.1
-0.1	Rebound Margin	+0.9
59.5	Points/Game	66.0
54.9	Pts. Allowed/Game	66.5

• Series Numbers

Record at SDSU	15-9
Record at WYO	7-17
Record at Neutral	5-1
Most Points SDSU	84, 2016
Most Points WYO	86, 2002
Largest Margin SDSU	31, 1997
Largest Margin WYO	35, 2002
Longest SDSU Win Streak	5
Longest WYO Win Streak	12
Current Streak	WYO won 1

• MW Era Series History

Date	Site	Result/Score
2-3-00	San Diego	L 71-78
3-2-00	Laramie	L 55-63
2-1-01	San Diego	W 58-50
3-3-01	Laramie	L 59-73
1-19-02	Laramie	L 51-86
2-14-02	San Diego	L 43-53
2-8-03	San Diego	L 52-66
3-5-03	Laramie	L 43-60
1-22-04	San Diego	L 60-71
2-21-04	Laramie	L 46-71
1-22-05	Laramie	L 43-69
2-17-05	San Diego	L 66-69
1-28-06	San Diego	L 53-64
3-2-06	Laramie	L 45-78
1-17-07	Laramie	L 47-71
2-18-07	San Diego	W 55-47
3-7-07	Las Vegas	L 44-56
1-19-08	Laramie	L 65-49
2-20-08	San Diego	L 44-55
3-12-08	Las Vegas	W 66-54
1-14-09	San Diego	W 49-42
2-15-09	Laramie	L 61-64
1-9-10	San Diego	W 65-50
2-10-10	Laramie	L 51-63
3-10-10	Las Vegas	W 60-51
1-29-11	Laramie	L 51-59
3-2-11	San Diego	L 50-63
1-24-12	San Diego	W 56-45
2-21-12	Laramie	W 68-55
3-9-12	Las Vegas	W 73-55
1-19-13	San Diego	W 66-43
2-20-13	Laramie	W 57-51
2-12-14	San Diego	L 60-69
1-14-15	San Diego	W 57-54
2-11-15	Laramie	L 66-74
12-30-15	Laramie	W 84-77
2-24-16	San Diego	W 63-50
3-7-16	Las Vegas	W 62-44
2-1-17	Laramie	L 67-80

LAST MEETING VS. WYOMING

San Diego State at Wyoming Box Score (2-1-17)

SDSU	FG	3FG	FT	REB	F	TP	A	T	B	S	MP
Lark	6-17	1-3	3-4	5	0	16	0	1	0	0	32
Ellison	4-7	2-4	2-2	3	2	12	0	0	0	2	23
Fort	8-13	0-1	2-2	0	3	18	1	1	0	0	33
Gomez, G.	2-7	1-4	0-0	1	1	5	2	1	0	1	26
Thorderson	2-4	0-1	1-2	2	3	5	0	1	0	1	31
Bostick	2-4	0-0	1-1	3	2	5	2	0	0	1	21
Gómez-Ferrer	0-0	0-0	0-0	1	0	0	0	0	0	0	2
Brown	0-0	0-0	0-0	0	0	0	0	0	0	0	1
Lowe	0-0	0-0	0-0	0	0	0	0	1	0	0	5
Greenhouse	0-2	0-1	2-2	0	0	2	0	0	0	0	11
Vanderdoes	2-2	0-0	0-1	0	1	4	0	0	0	1	11
Terry	0-0	0-0	0-0	1	0	0	0	0	0	0	4
TEAM				2				1			
Totals	26-56	4-14	11-14	18	12	67	5	6	0	6	200
Pct.	46.4	28.6	78.6								

WYO	FG	3FG	FT	REB	F	TP	A	T	B	S	MP
Baker	5-10	2-4	2-2	9	2	14	1	1	1	0	36
Cotton	2-2	0-0	1-1	7	3	5	1	3	1	0	18
Roberts	11-15	2-6	0-1	3	0	24	2	1	0	0	34
Tapia	4-6	0-1	2-2	2	4	10	10	4	0	1	38
Ligocki	5-8	0-0	2-3	3	3	12	3	0	0	0	28
Handy	0-0	0-0	0-0	0	0	0	0	0	0	0	0+
Rusk	2-3	1-2	0-0	3	0	5	1	0	0	0	18
Kujala	0-0	0-0	0-0	0	0	0	0	0	0	0	2
Kepenc	0-0	0-0	0-0	0	0	0	0	0	0	0	0+
Gomez	4-6	2-4	0-0	2	2	10	4	2	1	0	24
Campbell	0-0	0-0	0-0	0	0	0	0	0	0	0	2
TEAM				3				3			
Totals	33-50	7-17	7-9	32	14	80	22	14	3	1	200
Pct.	66.0	41.2	77.8								

Officials: Tiffany Bird, Darren Krzesnik, Teresa Turner
 Technical fouls: None
 Attendance: 2,250

Score by Periods	1st	2nd	3rd	4th	Total
San Diego State	16	15	17	19	67
Wyoming	19	24	22	15	80

LAST GAME AT UC SANTA BARBARA

San Diego State at UCSB Box Score (12-22-17)

SDSU	FG	3FG	FT	REB	F	TP	A	T	B	S	MP
Thorderson	0-2	0-2	0-0	3	0	0	1	2	0	0	24
Ekwedike	2-3	0-0	0-2	4	5	4	1	2	1	0	15
Lark	5-8	1-2	3-5	5	2	14	0	2	0	0	26
Fort	5-12	0-1	0-1	1	3	10	4	2	0	0	38
Gomez, G.	3-10	1-2	2-2	1	2	9	3	4	0	1	30
Adams	2-8	0-3	1-2	0	2	5	0	2	0	0	15
Murray	4-5	2-2	2-2	3	5	12	2	0	0	2	13
Gómez-Ferrer	0-0	0-0	0-0	1	3	0	0	1	0	0	7
Greenhouse	4-4	0-0	2-2	2	0	10	0	0	0	0	15
Vanderdoes	0-2	0-0	0-2	0	1	0	0	1	0	0	13
TEAM				2							
Totals	25-54	4-12	10-18	23	23	64	11	16	1	3	200
Pct.	46.3	33.3	55.6								

UCSB	FG	3FG	FT	REB	F	TP	A	T	B	S	MP
Edelman	8-12	0-0	9-9	10	3	25	0	6	0	0	36
Durr	1-3	1-2	1-2	5	2	4	2	0	1	2	27
Miller	1-4	0-1	2-2	2	5	4	1	0	0	0	13
Bates	5-12	3-8	2-4	7	2	15	3	4	0	2	40
Porter	2-5	2-4	2-2	5	1	8	6	2	0	2	33
Jennings	0-0	0-0	0-0	0	0	0	0	0	0	0	2
Hernandez	1-3	1-3	0-0	0	0	3	1	1	0	0	10
Sahar	3-3	1-1	0-0	0	0	7	0	1	0	0	2
Roper	4-7	1-4	2-2	2	4	11	8	1	0	0	29
Radford	0-1	0-0	0-0	1	1	0	0	1	0	0	5
Bruening	0-0	0-0	0-0	0	1	0	0	1	0	0	3
TEAM				3				1			
Totals	25-50	9-23	18-21	35	19	77	21	18	1	6	200
Pct.	50.0	50.0	91.7								

Officials: Victor Dunomes, Andy Wolf, Sydney Mott
 Technical fouls: None
 Attendance: 638

Score by Periods	1st	2nd	3rd	4th	Total
San Diego State	16	10	14	24	64
UC Santa Barbara	7	23	27	20	77

• Along with Gomez and Tapia, who hail from Spain, the Cowgirls boast two other international players in Selale Kepenc (Turkey), Elisa Pilli (Italy), Tijana Raca (Greece) and Sladjana Rakovic (Montenegro).

• Head coach Joe Legerski is in his 15th season at the helm of the Wyoming program, amassing a 274-170 overall record. Under his guidance, the Cowgirls have finished with 20 or more wins eight times, including a 22-10 mark during the 2016-17 campaign. Against the Aztecs, Legerski sports a 17-14 record, including a 6-7 ledger in San Diego.

Notes with a 'W'

An Aztec victory over Wyoming on Thursday will mean:

• SDSU improves to 7-5, marking the program's best 12-game stretch to start a season since the 2012-13 campaign when it went 8-4.

• The Aztecs win their Mountain West opener for the third time in the last four seasons and capture their sixth conference lid-lifter in the last 10 years.

• SDSU raises its record to 6-2 at home this year.

• The Aztecs move to 44-24 in December games played since 2006.

• SDSU improves to 28-27 in the all-time series vs. Wyoming.

The Last Time Out: SDSU Falls to UCSB on the Road

San Diego State wrapped up its non-conference slate on a sour note by falling at UC Santa Barbara by a 77-64 count on Dec. 22 inside the Thunderdome.

With the loss, the Aztecs dropped their second in a row, slipping to 6-5 overall, while the Gauchos snapped a nine-game losing streak, moving to 2-9 on the year.

SDSU raced to a 16-7 lead by the end of the first quarter, but UCSB stormed back with a vengeance, outscoring the visitors 50-24 over the next two periods to take control.

The Aztecs received double-digit scoring totals from four players, including a season high-tying 14 points from Khalia Lark, but it wasn't enough as the Gauchos shot 67.9 percent (19-28) during the second and third frames, including a 61.5 percent clip (8-13) from three-point range.

In addition, UCSB maintained a 35-23 rebounding advantage, including a 23-13 spread on the defensive glass, and drained 18 of 21 free throws (85.7 percent) to help put the brakes on a four-game slide in the all-time series vs. the Scarlet and Black. Conversely, SDSU shot just 50 percent from the charity stripe (7-14) for the night and was outscored in the paint 38-28.

Aside from Lark's production, which included a team-best five rebounds, Najé Murray finished with 12 points of her own, highlighted by a pair of triples, before fouling out. The Aztec cause was also aided by McKynzie Fort (4 assists) and Cheyenne Greenhouse, who registered 10 points apiece, while Geena Gomez contributed nine points and three assists.

MOUNTAIN WEST STANDINGS

As of Dec. 26

	MW	Overall
New Mexico	0-0	12-1
Colorado State	0-0	8-3
Wyoming	0-0	7-4
Nevada	0-0	7-4
San Diego State	0-0	6-5
Boise State	0-0	6-5
Fresno State	0-0	5-6
UNLV	0-0	5-6
San José State	0-0	3-8
Utah State	0-0	2-9
Air Force	0-0	0-11

UPCOMING MW SCHEDULE

Thursday, December 28

Wyoming at San Diego State, 6:30 p.m. PT

New Mexico at Air Force, 6 p.m. MT

Boise State at Colorado State, 7 p.m. MT

Fresno State at Nevada, 6:30 p.m. PT

Utah State at San José State, 7 p.m. PT

Saturday, December 30

San Diego State at Utah State, 2 p.m. MT

Nevada at New Mexico, 1 p.m. MT

Fresno State at Air Force, 1 p.m. MT

San José State at Colorado State, 2 p.m. MT

Wednesday, January 3

Colorado State at San Diego State, 6:30 p.m. PT

Nevada at Wyoming, 6:30 p.m. MT

San José State at UNLV, 6 p.m. PT

Boise State at New Mexico, 7 p.m. MT

Utah State at Fresno State, 7 p.m. PT

Saturday, January 6

Wyoming at Boise State, 2 p.m. MT

UNLV at Utah State, 2 p.m. MT

Air Force at Nevada, 2 p.m. PT

New Mexico at San José State, 2 p.m. PT

Colorado State at Fresno State, 2 p.m. PT

Wednesday, January 10

San Diego State at San José State, 7 p.m. PT

New Mexico at Wyoming, 6:30 p.m. MT

Air Force at UNLV, 6 p.m. PT

Utah State at Colorado State, 7 p.m. MT

Fresno State at Boise State, 7 p.m. PT

Saturday, January 13

Boise State at San Diego State, 1 p.m. PT

San José State at Air Force, 1 p.m. MT

Wyoming at Colorado State, 2 p.m. MT

Fresno State at New Mexico, 2 p.m. MT

Nevada at Utah State, 2 p.m. MT

UTAH STATE SERIES NOTES

SAN DIEGO STATE AT UTAH STATE

Aztecs lead series 6-4

• 2017-18 Comparative Stats

SDSU		USU
6-5	Overall Record	2-9
0-0	League Record	0-0
.392	Field Goal Pct.	.389
.354	3-PT FG Pct.	.280
.669	Free Throw Pct.	.667
.410	Opp. FG Pct.	.434
.321	Opp. 3-PT FG Pct.	.362
.695	Opp. FT Pct.	.744
38.1	Rebound Avg.	35.4
+0.9	Rebound Margin	-4.1
66.0	Points/Game	61.6
66.5	Pts. Allowed/Game	72.6

• Series Numbers

Record at SDSU	4-1
Record at USU	2-3
Record at Neutral	0-0
Most Points SDSU	132, 1983
Most Points USU	79, 2014
Largest Margin SDSU	68, 1983
Largest Margin USU	19, 2016
Longest SDSU Win Streak	4
Longest USU Win Streak	3
Current Streak	SDSU won 1

• Series History

Date	Site	Result/Score
12-5-80	San Diego	W 79-51
12-2-82	Logan	W 96-63
12-16-83	San Diego	W 132-64
1-25-14	San Diego	W 88-72
2-19-14	Logan	L 69-79
1-31-15	Logan	W 70-59
1-2-16	San Diego	L 36-55
1-23-16	Logan	L 59-72
1-14-17	Logan	L 47-53
2-15-17	San Diego	W 66-59

AZTECS VS. MOUNTAIN WEST

Air Force	34	7
Boise State	8	4
Colorado State	27	27
Fresno State	26	18
Nevada	9	8
New Mexico	27	33
San José State	20	8
UNLV	28	27
Utah State	6	4
Wyoming	27	27
Total	212	162

Nursing a slim 9-7 advantage, SDSU uncorked a 7-0 run to end the first quarter, with Murray knocking down a three-pointer and a layup, followed by a Greenhouse basket.

After a 2-for-13 performance from the floor in the period, UCSB flipped the switch in the second stanza, connecting on 9 of 14 field-goal attempts to claim a 30-26 lead by intermission. The Gauchos' Tal Sahar dialed up some instant offense off the bench, scoring seven straight points in the final 1:07 to put the host school in front for good.

The Aztecs were unable to keep pace in the third quarter despite hitting 6 of 11 shots in the period. Thanks to a 10-for-14 effort from the field during that span, including a 3-for-5 pace from beyond the arc, UCSB widened the gap to 57-40 with 10 minutes left in the contest. On the flip side, SDSU made just one of five free throws and was plagued by eight turnovers.

The Aztecs trailed by as many as 19 points three times in the fourth quarter, but managed to trim the deficit to 70-59 with 3:07 left on the clock. However, the Gauchos kept the visitors at bay with seven free throws down the stretch.

UCSB was paced by Drew Edelman, who logged a double-double with game highs of 25 points and 10 rebounds, while Sarah Bates chipped in 15 points and seven boards of her own. Makayla Roper also got into the act with 11 points while leading all players with eight assists.

Scouting the Aggies

- Utah State (2-9) enters the first week of Mountain West play having lost three straight, including a 79-44 setback at Utah in its last outing on Dec. 18. Prior to their matchup with the Aztecs, the Aggies will travel to San José State for their conference opener on Thursday.
- USU and SDSU engaged two common opponents during their respective non-conference schedules. The Aggies dropped a narrow 87-84 decision at UC Irvine in their season opener on Nov. 10, before falling to Arizona at home by a 65-49 count one week later on Nov. 17.
- Individually, USU is led by sophomore Olivia West, who is second in the MW entering the week with an average of 16.7 points per game, while her 2.2 three-pointers per contest and 38.1 percent accuracy from beyond the arc (24-63) rank fifth and ninth, respectively.
- In addition, the Aggies have received a boost from fellow classmates Shannon Dufficy (8.9 rpg) and Eliza West (4.2 apg), who occupy the third spot in their respective categories.
- Not to be outdone, junior Deja Mason tops the MW with 20 blocked shots (1.8/gm), while sophomore Hailey Bassett (14, 1.3/gm) ranks third in that statistic.
- As a team, USU leads the conference with 4.3 blocked shots per game (47 overall), but ranks in the bottom half of the league in most categories, including field-goal percentage (7th, .389), field-goal percentage defense (8th, .434), scoring offense (9th, 61.6 ppg), scoring defense (10th, 72.6 ppg) and turnover margin (10th, -2.5)).
- Utah State boasts four Australian players on its roster, including Dufficy, Eliza West, Olivia West (no relation) and junior Rachel Brewster.
- Head coach Jerry Finkbeiner is in his sixth season at the helm of the Aggie program after spending 16 years at Oral Roberts. He also coached for six seasons at his alma mater Southern Nazarene in Bethany, Okla. Finkbeiner collected his 500th career victory vs. SJSU at home on Jan. 4, 2014.

Series Record vs. Utah State

- The Aztecs lead the all-time series 6-4 after the teams split their two meetings last year. USU emerged with 53-47 triumph in Logan before the Aztecs rebounded with a 66-59 win at Steve Fisher Court.
- San Diego State is 2-3 in five previous trips to the Cache Valley. The Aztecs posted their last victory there in 2015 with a 70-59 conquest.

Nothin' Like Home Cookin'

- After posting a 5-2 home record during its non-conference schedule this year, SDSU has claimed 63 of its last 92 games on

LAST MEETING VS. UTAH STATE

Utah State at San Diego State (2-15-17)

USU	FG	3FG	FT	REB	F	TP	A	T	B	S	MP
Dufficy	2-5	0-2	0-0	1	0	4	0	2	0	1	15
Bassett	0-1	0-0	0-0	0	0	0	1	1	0	0	5
Mason	3-4	0-0	1-2	3	1	7	1	3	0	0	24
West, E.	2-8	1-1	2-2	3	3	7	6	2	0	1	37
Brewster	6-14	1-6	1-2	2	1	14	2	1	0	0	23
Gear	1-2	1-1	0-0	0	0	3	0	0	0	2	9
West, O.	0-2	0-2	0-0	1	0	0	1	0	0	0	9
Moore	3-5	0-0	1-2	3	2	7	1	2	1	0	16
Toole	4-6	4-6	0-0	0	4	12	1	2	0	1	22
Klinker	0-0	0-0	0-0	0	3	0	0	0	0	3	13
Robinson	1-1	0-0	3-4	3	4	5	2	1	2	1	27
TEAM				3				1			
Totals	22-48	7-18	8-12	19	18	59	15	15	3	9	9200
Pct.	45.8	38.9	66.7								

SDSU	FG	3FG	FT	REB	F	TP	A	T	B	S	MP
Gómez-Ferrer	2-2	0-0	2-2	2	2	6	0	1	1	0	24
Lark	1-5	1-4	0-0	2	2	3	2	1	0	0	15
Fort	8-11	0-1	3-4	7	0	19	3	2	0	1	33
Gomez, G.	3-6	3-4	0-0	8	1	9	0	5	0	0	23
Greenhouse	1-3	0-1	2-2	0	1	4	0	2	0	0	28
Bostick	2-2	0-0	0-0	1	1	4	3	3	0	3	17
Ellison	1-5	0-4	5-5	1	0	7	1	2	0	0	20
Thorderson	4-8	3-7	0-0	1	2	11	1	1	1	0	23
Vanderdoes	1-1	0-0	1-2	1	5	3	0	2	0	1	13
Terry	0-0	0-0	0-0	1	0	0	0	0	0	0	4
TEAM				4				1			
Totals	23-43	7-21	13-15	28	14	66	10	20	2	5	200
Pct.	53.5	33.3	86.7								

Officials: Lisa Jones, Kent Johnson, Chuck Gonzalez

Technical fouls: None

Attendance: 464

Score by Periods	1st	2nd	3rd	4th	Total
Utah State	11	11	18	19	59
San Diego State	12	23	19	12	66

SAN DIEGO STATE STREAKS

Most Consecutive Starts

	Consecutive	Total
Lexy Thorderson	14	31
Geena Gomez*	11	32
Khalia Lark	11	21
McKynzie Fort	2	95
Naomi Ekwedike	1	1
Najé Murray	0	1
Cheyenne Greenhouse	0	37
Baylee Vanderdoes	0	13
Arantxa Gómez Ferrer	0	13
Monique Terry	0	10

Most Consecutive Games

	Consecutive	Total
Geena Gomez*	70	70
Cheyenne Greenhouse	39	102
Lexy Thorderson	39	100
Khalia Lark*	32	61
Baylee Vanderdoes	22	34
Te'a Adams	11	11
Najé Murray	11	11
Naomi Ekwedike	4	18
McKynzie Fort	2	102
Arantxa Gómez Ferrer -	2	55
Monique Terry	0	38
Allison Brown	0	26
Abby Lowe	0	17
Kiara Edwards	0	4
Loli Gomez	0	3
Kennedi Villa	0	3

Most Consecutive Games With A Point^

	Consecutive	Total
McKynzie Fort	102	102
Geena Gomez	17	54
Najé Murray	6	9
Khalia Lark*	5	28
Naomi Ekwedike	4	10
Te'a Adams	4	9
Cheyenne Greenhouse	1	84
Arantxa Gómez Ferrer	0	28
Lexy Thorderson	0	74
Baylee Vanderdoes	0	27
Monique Terry	0	24
Abby Lowe	0	7
Allison Brown	0	6
Kennedi Villa	0	1
Loli Gomez	0	0

*SDSU totals only; ^must have played in the game

@AZTECWBB TOP 75 IN THE NATION

As of Dec. 23

Category	Team Value	Rank
3-Point Field Goals Per Game	8.3	43
3-Point Field Goals Made	91	62
3-Point Field Goal Percentage	35.4	69
Fewest Fouls	171	45
Fewest Turnovers	162	70

Najé Murray

Category	Value	Rank
3-Point Field Goals Percentage	44.4	42

Lexy Thorderson

Category	Value	Rank
3-Point Field Goals Percentage	41.8	71

Montezuma Mesa and has gone 95-45 (.679) at Steve Fisher Court since the start of the 2008-09 campaign. The Aztecs have finished with a winning record at home in nine of the last 11 years.

Good Omen?

- For the first time since the 2011-12 campaign and the 10th time in program history, SDSU won its first three games to open a season.
- After starting the year 3-0, San Diego State has advanced to a postseason tournament or the MW Championship game all but one season (1981-82).
- In seven of the nine seasons in which the Aztecs won their first three games of the year, San Diego State won 20 or more games.
- After defeating Hope International on Dec. 10, the Aztecs assured themselves of their first winning non-conference slate since the 2012-13 campaign.
- SDSU has won at least six of its first 11 games 26 times in the 40-year history of the program, earning a berth in the NCAA Tournament on nine occasions while twice landing a spot in the WNIT.
- In each of those seasons, the Aztecs averaged 19.4 victories and captured a regular-season conference title five times.

It's Raining Threes

- A year removed from a historic season of shooting beyond the arc, San Diego State has kept up the trend, ranking third in the Mountain West and 43rd nationally in 3-point field goals made per game (8.3).
- In addition, the Scarlet and Black is 62nd in the country entering the weekend with 91 triples made overall and ranks 69th with a 35.4 percent clip from beyond the arc.
- Buoyed by her 14-for-26 effort from three-point range over the last six games, Najé Murray moved up to sixth in the league with a 44.4 percent clip for the season, which ranks 42nd in the country as of Dec. 23.
- In addition, Lexy Thorderson occupies the third spot in the conference in three-pointers per game (2.55), which ranks 96th in the country. She also landed in the seventh position with a .418 three-point field-goal percentage, good for 71st in the nation.

Stepping Up

- With McKynzie Fort sidelined with an injury, freshmen Te'a Adams and Najé Murray picked up the scoring slack against Hope International on Dec. 10, combining for 30 points on 15-for-24 shooting (.625).
- Adams turned in a superlative effort with a career-high 20 points, connecting on 9 of 13 field-goal attempts while chipping in personal-bests of eight rebounds and seven assists.
- With her effort, Adams produced the highest scoring total by an Aztec freshman in a single game since current director of player personnel Paris Johnson poured in 23 points vs. Air Force on March 8, 2008.
- Likewise, Murray contributed a career-high 16 points of her own vs. the Royals, highlighted by a 4-for-7 effort from beyond the three-point arc.

Spreading the Wealth

- A total of seven Aztecs have scored in double digits at least once this season, while five have accomplished the feat on four or more occasions.
- In addition, SDSU has had eight games this season in which at least three players scored in double figures (Presbyterian, CSUN, Central Michigan, USD, Arizona, UC Irvine, Hope International and UC Santa Barbara).

Fort Named Mountain West Player of the Week

- For the third time in her career McKynzie Fort was tabbed MW Player of the Week on Dec. 4, after leading SDSU to victories over over the University of San Diego and Arizona.
- In those two triumphs, Fort averaged 25.0 points, 6.0 rebounds and 5.0 assists while shooting a combined 60.7 percent from the field (17-28) and 78.9 percent from the free-throw line (15-19).
- Against USD at home on Nov. 29, Fort led all players with 24 points on 10-for-16 shooting (62.5 percent), including the game-winning layup with eight seconds remaining to help the Aztecs snap a four-game losing streak

SDSU CAREER SCORING LIST

1.	Judy Porter	(1980-83)	2,318
2.	Falisha Wright	(1992-95)	1,733
3.	Paris Johnson	(2008-11)	1,598
4.	Jené Morris	(2008-10)	1,499
5.	Courtney Clements	(2011-13)	1,495
6.	Chana Perry	(1988-89)	1,445
7.	Jessica Haynes	(1986-88)	1,395
8.	McKynzie Fort	(2015-)	1,391
9.	Quenese Davis	(2007-10)	1,370
10.	Michelle Suman	(1992-95)	1,341
11.	Brooke Meadows	(1986-89)	1,310
12.	Jamey Cox	(2000-03)	1,275
13.	Marsha Overton	(1980-83)	1,273
14.	Tina Hutchinson	(1984-85)	1,256
15.	Christina Murguia	(1992-95)	1,237

against the Toreros in a dramatic 77-76 triumph. She also dished out a career-high eight assists in that contest and grabbed a team-best six rebounds.

- Fort continued her stellar play at Arizona on Dec. 3, pouring in a game-high 26 points to go with six rebounds and two assists. The SDSU guard shot 58.3 percent from the floor (7-12) and tied her personal-best with an 11 free throws in 13 attempts.
- With the Aztecs nursing a slim 69-67 lead late in the fourth quarter, Fort came up huge down the stretch, sinking seven of eight free throws to help seal the win while contributing to a defense that held the Wildcats scoreless over the final 3:05 of the game.

What a Debut!

- San Diego State's 2017-18 season opener against Presbyterian was one of the ages, as the Aztecs toppled the Blue Hose, 77-50.
- The 27-point win was SDSU's largest margin of victory since a 60-25 home win against San Diego Christian on Dec. 21, 2015.
- The 27-point win was the greatest season-opening win since the 2011-12 Aztecs opened their campaign at home with an 86-43 victory over Arkansas-Pine Bluff.
- The 50 points scored against the Aztecs was the fewest allowed in a season opener since that win.
- SDSU's 12 long balls were the most in a campaign opener since at least the 1998-99 season.
- SDSU's 77 points in a first game was the most since the team scored 99 against Sacramento State to open the 2014-15 season.

Making an Entrance

- Freshman Najé Murray made quite the impression in her first collegiate game, scoring 14 points in 13 minutes on the floor against Presbyterian.
- Murray was 4-for-7 from beyond the 3-point arc, drilling all four long balls in the fourth quarter and knocking down two in consecutive possessions.
- Murray's 14 points in her collegiate debut was the most by an Aztec in that category since Cheyenne Greenhouse notched 19 points and 11 rebounds in a 99-91 win over Sacramento State to kick off the 2014-15 campaign.
- Another freshman Te'a Adams contributed in her first collegiate appearance as well, logging four points, two assists and one steal in 17 minutes.

Going Deep

- A hallmark of the 2017-18 Aztecs will be their depth. Against Presbyterian, SDSU's bench outscored the Blue Hose's bench, 39-5.
- Four Aztecs came off the bench to log 13 or more minutes: Najé Murray (13), Baylee Vanderdoes (16), Cheyenne Greenhouse (17), Te'a Adams (17) and Jenay Bojorquez (19).
- SDSU's reserves have outscored their opponents' eight times this year, recording a 5-3 mark in those games.

Fort-ifying the Aztecs' Offense

- Preseason all-MW honoree McKynzie Fort is making waves in her senior season, looking to climb her way to the top five in the Aztecs' all-time scoring list.
- With an average of 15.8 points in 10 appearances, Fort currently boasts 1,391 career points, which ranks eighth on the school's all-time charts. She needs just four points to surpass Jessica Haynes for seventh place in program history.
- During the 2016-17 season, Fort became just the fourth Aztec to land a spot on an all-Mountain West team each of her first three seasons at San Diego State after collecting an all-Mountain West first-team nod last year.
- The only Aztec to start all 30 games, Fort finished the year in the league rankings: second in points per game (15.9), ninth in free-throw percentage (.784), 11th in field-goal percentage (.436), 12th in minutes played per game (31.9) and 13th in assists per game (2.5).
- The Fontana, Calif., native was 116-for-148 from the free-throw line, tied for the eighth-most made in SDSU single-season history.
- Fort reached the career 1,000-point mark at San José State (1-11-17), the 21st Aztec and eighth SDSU third-year to accomplish the feat, after notching season highs in points (29) and rebounds (11) for her second-career double-double.

Captain, Captain, Captain

- The Aztecs' captains for the 2017-18 season are seniors McKynzie Fort, Geena Gomez and Lexy Thorderson.
- Fort, a three-year starter for the Aztecs, is a three-time all-MW selection and was named to the preseason all-MW team this season after spending much of the 2016-17 campaign atop most offensive categories.

MW PRESEASON POLL

Rk.	Team	Pts.
1.	Boise State (7)	221
2.	Wyoming (6)	216
3.	Colorado State (6)	211
4.	New Mexico (4)	186
5.	UNLV (2)	185
6.	Utah State	136
7.	Fresno State	117
8.	San Diego State	102
9.	San José State	61
10.	Nevada	60
11.	Air Force	29

First-place votes in parentheses

MW PRESEASON HONORS

Preseason All-Mountain West Team

Shalen Shaw, Boise State
 Candice White, Fresno State
 Cherise Beynon, New Mexico
 McKynzie Fort, San Diego State
 Liv Roberts, Wyoming

Preseason Player of the Year

Cherise Beynon, New Mexico

Preseason Newcomers of the Year:

N'Dea Flye, New Mexico

Preseason Freshman of the Year

Tesha Buck, New Mexico

SDSU IN THE MW POLL

Year	Pre.	Final
1999-2000	6th	6th
2000-01	7th	6th
2001-02	7th	7th
2002-03	7th	7th
2003-04	6th	7th
2004-05	7th	t-7th
2005-06	8th	9th
2006-07	7th	7th
2007-08	7th	t-5th
2008-09	2nd	2nd
2009-10	1st	t-3rd
2010-11	2nd	6th
2011-12	2nd	1st
2012-13	1st	1st
2013-14	3rd	t-6th
2014-15	7th	7th
2015-16	6th	t-8th
2016-17	7th	8th
2017-18	8th	--



SDSU RECORD WHEN...

Playing at home	5-2
Playing on the road	1-1
Playing at a neutral site	0-2
Playing a night game (5 p.m. or later)	2-3
Playing a day game	4-2
Leading at halftime	6-3
Trailing at halftime	0-2
Tied at halftime	0-0
Leading with 5:00 left in regulation	5-2
Trailing with 5:00 left in regulation	1-3
Tied with 5:00 left	0-0
In overtime	0-1
Scoring less than 60 points	2-2
Scoring between 60-69 points	0-2
Scoring between 70-79 points	3-1
Scoring between 80-89 points	0-0
Scoring 90 or more points	1-0
Opponent scores less than 60 points	3-1
Opponent scores 60-69 points	2-1
Opponent scores 70-79 points	1-1
Opponent scores 80-89 points	0-2
Opponent scores 90 or more points	0-0
FG% .500 or better	2-0
FG% under .500	4-5
FG% .400-.499	2-2
FG% under .400	2-3
Opponent FG% .500 or better	0-2
Opponent FG% under .500	6-3
Opponent FG% .400-.499	1-1
Opponent FG% under .400	5-2
Better shooting %	4-1
Worse shooting %	2-4
More FG attempts	4-2
Fewer FG attempts	2-2
Same FG attempts	0-0
More FGs made	4-0
Fewer FGs made	2-4
Same FGs made	0-1
More FT attempts	2-2
Fewer FT attempts	4-3
Same FT attempts	0-0
More FTs made	3-2
Fewer FTs made	3-3
Same FTs made	0-0
More rebounds	4-1
Fewer rebounds	2-3
Same rebounds	0-1
More turnovers	2-2
Fewer turnovers	2-3
Same turnovers	2-0
More assists	3-1
Fewer assists	3-4
Same assists	0-0
More steals	3-3
Fewer steals	3-2
Same steals	0-0

SDSU STREAKS

Last 5 games	2-3
Last 10 games	5-5
Longest winning streak	3
Longest losing streak	2 (twice)
Current streak	Last 2

- Gomez, a two-year letterwinner, is one of four returning starters for San Diego State. The catalyst behind the Aztecs' offense on the court, she shot at a .360 clip (36-for-100) from 3-point range last season, the league's sixth-best percentage.
- Three-time MW All-Academic Team honoree and three-year letterwinner Thorderson helped SDSU engineer the program's best 3-point shooting season last year and will be relied upon heavily from beyond the arc for her final campaign.

Welcome Back!

- In addition to having five newcomers, including the nation's 23rd-ranked and the Mountain West's best incoming class, the 2017-18 Aztecs welcome back an impressive amount of offensive output from a year prior.
- Four starters from last year's team will once again don the Scarlet and Black: seniors McKynzie Fort, Geena Gomez, Lexy Thorderson and Khalia Lark.
- Five letterwinners from the 2016-17 squad are also expected to contribute this season: Arantxa Gómez Ferrer, Cheyenne Greenhouse, Abby Lowe, Monique Terry and Baylee Vanderdoes.
- Nearly 79 percent (78.9) of the team's scoring from last year returns, led by all-MW first-team pick McKynzie Fort, who single-handedly recorded almost one-fourth (24.9 percent) of SDSU's total points in 2016-17.

Moral Support

- Stacie Terry's fourth season saw an increase in excitement surrounding the team, evidenced in home attendance. For the 2016-17 season, the Aztecs averaged 855 in attendance at the team's 14 home games, up from an average of 487 during the 2015-16 campaign (the previous high during the Terry era was for the 2014-15 season when SDSU averaged 604 fans per game). Against Michigan on Dec. 11, 2,632 fans were in attendance for the greatest showing since Jan. 24, 2009, when 2,792 were in Viejas Arena to see San Diego State play then-conference foe Brigham Young.

History Made from Beyond the Arc

- With their 200 made long balls on a program-high 620 attempts, the 2016-17 Aztecs were the program's best 3-point shooting team.
- Since the statistic started being recorded in the program's record book during the 1987-88 campaign, SDSU's most made threes came in the 2012-13 season with 164 3-pointers.
- The 2016-17 Aztecs also sported the best 3-point percentage at .319 (204-639) in seven years. The single-season record is .404 (65-for-161) set during the 1991-92 season.
- Lexy Thorderson's 66 made 3-point field goals on 192 attempts were each fourth in SDSU history. She finished the year with the Mountain West's second-most made long balls, averaging 2.4 per game, and ranking 80th in the nation. In a single-game high, she drilled seven treys in a win against UNLV (1-18-17), tied for the third-most in SDSU history.
- Thorderson had five games last season with five-or-more treys: a career-high seven against UNLV, six versus Boise State and five against Nevada, San José State and at UNLV.
- San Diego State had its most success beyond the arc last season against San José State. In their road game against the Spartans, SDSU knocked down 12 three-pointers, its third straight game with 10 or more threes, and, when hosting SJSU, drilled 13 long balls.
- In the Scarlet and Black's home game against San José State, the teams combined for 25 threes, the most in a MW game last season. It was just the third time the feat was accomplished during the 2016-17 campaign.
- Versus UNLV, the Aztecs knocked down 14 three-pointers for a season high and their most since Feb. 10, 2005, in a 91-45 win over Utah Valley. In the game, Thorderson drilled a career-best seven treys.
- Against Boise State, SDSU knocked down 11 triples, five of which came in the fourth quarter, finishing its second straight game with five or more treys in a quarter after notching six in the first period vs. Nevada (10 overall).
- SDSU was the first team in the conference to score double-digit threes in three straight Mountain West games, the first time since at least the 1999-2000 season that the Aztecs had consecutive games with 10-or-more 3-pointers.

The New Aztecs on the Block

- For the second consecutive year, San Diego State women's basketball head coach Stacie Terry has announced the signing of a nationally-ranked incoming class. Mallory Adams, Jayden Perez and Sophia Ramos comprise the nation's 57th-ranked class (according to Prospects Nation) and will join the Aztecs for the 2018-19 campaign.
- Adams, a 6-foot guard, is in her second season at Lone Star High School in Frisco, Texas. She is the 14th-ranked wing in the 2018 class, earning a 90 scouts grade and three stars from ESPN. She had a breakout season as a junior, her first at Lone Star High School. She garnered Texas Association of Basketball Coaches (TABC) and Texas Girls Coaches Association (TGCA) all-state, TABC all-region and District 13-5A Offensive MVP accolades after averaging 18.9 points and 9.0 rebounds en route to Lone Star's district championship. The District 9-5A MVP, TGCA all-state and TABC all-region honoree as a sophomore at Centennial

(Frisco, Texas) High School, she was the 2015 District 9-5A Newcomer of the Year, recording 18 points and 10 boards per game as a freshman. Adams' older sister, McKenzie, is a junior guard on SMU's women's basketball team. Their father, Gary, played four years of football at Arkansas and their mother, Michelle, played volleyball at Missouri Southern State. Adams plays AAU for Cy-Fair EYBL. She piqued interest from a number of schools, including SMU, Kansas, Alabama, Tulsa, Houston, Michigan, Penn, Rice, New Mexico and Rutgers.

- Perez is a 5-8 guard competing for Onate High School in Las Cruces, N.M. She has an 89 scouts grade and three stars from ESPN as the 73rd-ranked point guard in her class. Perez enters her senior year with 1,586 career points. As a junior last season, she averaged nearly 20 points, 5.8 rebounds, 2.7 assists and 1.7 steals. Selected to the 2017 All-U.S.A. New Mexico Girls Basketball Team, she led Onate to the Class 6A state tournament, earning Class 6A all-state second-team honors along the way. Perez played her freshman and sophomore seasons at Las Cruces High, capturing District 3-6A Player of the Year and Class 6A all-state second-team honors each year. Perez plays AAU for Team Fusion in El Paso, Texas, under head coach Lee Williams. A 4.0 student, she is ranked seventh in her class while also competing for Onate's volleyball team last season. She also had offers from New Mexico and Abilene Christian.

- Ramos, a 5-9 guard, is playing in her fourth season at Incarnate Word High School in San Antonio, Texas. She has four stars from Prospects Nation and is No. 87 at the guard position with three stars and an 88 scouts grade from ESPN. A three-time Texas Association of Private and Parochial Schools (TAPPS) All-State and All-District first-team pick, she was also a TAPPS Academic All-State honoree as a junior. Last season, Ramos averaged 16.6 points, 8.2 rebounds, 4.2 assists and 2.9 steals per game, leading Incarnate Word to a 27-6 record. Reaching the 1,500-career point mark as a junior, she is a two-time Express News MVP for private schools. Ramos plays AAU for SA Finest and coach Ray Caldwell. The team won the Super 64 National Championship with a buzzer-beater in 2017.

2017-18 Media Information

All media requests for interviews with the coaching staff or student-athletes should be directed to Jim Solien at jsolien@mail.sdsu.edu. Please submit your requests with a minimum of 24 hours notice. During the season, head coach Stacie Terry and the players are generally available to meet with the media following each workout, as requested.

There will be no interviews on game days until postgame. The Aztec basketball team officially began practice in early October. All workouts will take place at the Jeff Jacobs JAM Center with a few exceptions. Media wishing to attend practice should contact the Aztec media relations department at least one day in advance. Media desiring to cover Aztec practices on campus can park in Parking Structure 7 and obtain a special parking permit from the SDSU athletic media relations office. Media parking via permit only will be provided for all home games in PS12, adjacent to Viejas Arena.

ASSOCIATED PRESS POLL

(Week Eight - Dec. 25)

Rk		Record	Pts
1	Connecticut (32)	10-0	800
2	Notre Dame	11-1	748
3	Louisville	14-0	740
4	South Carolina	11-1	687
5	Mississippi State	13-0	674
6	Baylor	10-1	628
7	Tennessee	12-0	621
8	Texas	9-1	589
9	West Virginia	12-0	508
10	Oregon	11-2	498
11	UCLA	9-2	463
12	Ohio State	11-2	440
13	Florida State	11-1	413
14	Duke	10-2	398
15	Maryland	11-2	369
16	Missouri	12-1	319
17	Oregon State	9-2	274
18	Villanova	10-0	236
19	Green Bay	10-1	194
20	California	9-2	159
21	Michigan	11-2	154
22	Texas A&M	10-3	140
23	Iowa	12-1	101
24	Oklahoma State	9-2	91
25	South Florida	10-3	39

First-place votes in parentheses

Others receiving votes: Stanford 36, Arizona State 25, Syracuse 23, Michigan State 10, Rutgers 8, New Mexico 4, USC 4, Oklahoma 4, Marquette 1, DePaul 1, Ball State

USA TODAY COACHES POLL

(Week Eight - Dec. 25)

Rk		Record	Pts
1	Connecticut (32)	10-0	800
2	Notre Dame	11-1	747
3	Mississippi State	13-0	724
4	Louisville	14-0	718
5	South Carolina	11-1	679
6	Baylor	10-1	633
7	Tennessee	12-0	597
8	Texas	9-1	567
9	West Virginia	12-0	518
10	Oregon	11-2	504
11	Ohio State	11-2	454
12	UCLA	9-2	448
13	Florida State	11-1	425
14	Maryland	11-2	387
15	Duke	10-2	366
16	Missouri	12-1	318
17	Oregon State	9-2	290
18	Villanova	10-0	246
19	Michigan	11-2	192
20	Green Bay	10-1	156
21	Iowa	12-1	125
21	Texas A&M	10-3	125
23	Syracuse	12-1	115
24	South Florida	10-3	96
25	California	9-2	36

First-place votes in parentheses

Others receiving votes: Oklahoma State 28, DePaul 25, Rutgers 13, Georgia Tech 11, USC 10, New Mexico 7, Virginia Tech 7, Oklahoma 6, Arizona State 6, Stanford 6, Georgia 5, Ball State 4, NC State 3, Michigan State 2, Marquette 1

PERSONNEL SUMMARY

Returning Starters (3):

McKynzie Fort, Sr., G (14.3 ppg, 4.1 rpg, 31.9 mpg)
 Geena Gomez, Sr., G (6.8 ppg, 3.2 rpg, 36 3FGs, 24.8 mpg)
 Lexy Thorderson, Sr., G (9.5 ppg, 66 3FGs, 25.7 mpg)
 Khalia Lark, Sr., G/F (25.9 mpg, 8.4 ppg, 6.1 rpg)

Starters Lost (2):

Ariell Bostick, G (23.2 mpg, 4.2 rpg, 3.5 apg)
 Kimberly Ellison, G (25.3 mpg, 9.2 ppg, 61 3FGs)

Other Players Lost (1):

Aleiah Brandon, F

Other Letterwinners Returning (5):

Arantxa Gómez Ferrer, Jr., F (0.6 ppg, 0.9 rpg)
 Cheyenne Greenhouse, Sr., G (15.4 mpg, 4.2 ppg, 2.0 rpg)
 Abby Lowe, So., G (15 gms, 1.2 ppg)
 Monique Terry, So., F (12.3 mpg, 2.7 ppg, 2.0 rpg)
 Baylee Vanderdoes, So., F (13.6 mpg, 3.9 ppg, 2.7 rpg)

Other Players Returning (2):

Allison Brown, Sr., G (9 gms)
 Naomi Ekwedike, So., C (9 gms)

Newcomers (5):

Te'a Adams, Fr., G., 5-9, Kirkland, Wash.
 Kiara Edwards, Fr., F, 6-1, Surprise, Ariz.
 Loli Gomez, Jr., G., 5-8, Huntington Beach, Calif.
 Najé Murray, Fr., G, 5-6, Stockton, Calif.
 Kennedy Villa, Fr., G., 6-0, Oakland, Calif.

ROSTER BREAKDOWN

By Class

Seniors (6): Brown, Fort, G. Gomez, Greenhouse, Lark, Thorderson; **Juniors (2):** : A. Gómez Ferrer, L. Gomez;
Sophomore (4): Ekwedike, Lowe, Terry, Vanderdoes;
Freshmen (4): Adams, Edwards, Murray, Villa

By State/Country

Arizona (1): Edwards; **California (9):** Brown, Fort, G. Gomez, L. Gomez, Greenhouse, Lark, Murray, Vanderdoes, Villa; **Colorado (1):** Thorderson; **Texas (1):** Terry; **Washington (1):** Adams; **Spain (1):** A. Gómez Ferrer; **England (1):** Lowe; **Nigeria (1):** Ekwedike

By Position

Centers (1): Ekwedike; **Forwards (5):** A. Gómez Ferrer, Edwards, Lark, Terry, Vanderdoes; **Guards (11):** Adams, Brown, Fort, G. Gomez, L. Gomez, Greenhouse, Lark, Lowe, Murray, Thorderson, Villa

By Height

6-6 (1): Ekwedike; **6-2 (1):** Terry; **6-1 (2):** Edwards, Vanderdoes; **6-0 (4):** A. Gómez Ferrer, Lark, Thorderson, Villa; **5-11 (2):** Greenhouse, Lowe; **5-10 (1):** L. Gomez; **5-9 (2):** Adams, Fort; **5-8 (2):** G. Gomez; **5-7 (1):** Brown; **5-6 (1):** Murray

2017-18 NUMERICAL ROSTER

No.	Name	Pos.	Ht.	Yr.	Exp.	Hometown (Previous School/High School)
0	Kennedi Villa	G	6-0	Fr.	HS	Oakland, Calif. (St. Mary's HS)
1	Khaliya Lark	G/F	6-0	Sr.	1L	Irvine, Calif. (Washington/Mater Dei HS)
5	Te'a Adams	G	5-9	Fr.	HS	Kirkland, Wash. (Juanita HS)
10	Najé Murray	G	5-6	Fr.	HS	Stockton, Calif. (St. Mary's HS)
11	Arantxa Gómez Ferrer	F	6-0	Jr.	2L	Valencia, Spain (Parque Colegio Santa Ana HS)
13	Allison Brown	G	5-7	Sr.	SQ	Anaheim Hills, Calif. (Mater Dei HS)
15	McKynzie Fort	G	5-9	Sr.	3L	Fontana, Calif. (Etiwanda HS)
20	Geena Gomez	G	5-8	Sr.	2L	Huntington Beach, Calif. (Edison HS/St. Joseph's (Pa.))
21	Abby Lowe	G	5-11	So.	1L	Stockport, England (Barking Abbey Academy)
22	Lexy Thorderson	G	6-0	Sr.	3L	Castle Rock, Colo. (Rock Canyon HS)
23	Loli Gomez	G	5-8	Jr.	TR	Huntington Beach, Calif. (Edison HS/CSU San Bernardino)
24	Kiara Edwards	F	6-1	Fr.	HS	Surprise, Ariz. (Valley Vista HS)
30	Cheyenne Greenhouse	G	5-11	Sr.	3L	Riverside, Calif. (Canyon Springs HS)
34	Baylee Vanderdoes	F	6-1	So.	1L	Auburn, Calif. (Placer HS)
40	Monique Terry	F	6-2	So.	1L	San Antonio, Texas (Brennan HS)
45	Naomi Ekwedike	C	6-6	So.	SQ	Lagos, Nigeria (Potter's House Christian Academy (Fla.))

2017-18 ALPHABETICAL ROSTER

No.	Name	Pos.	Ht.	Yr.	Exp.	Hometown (Previous School/High School)
5	Te'a Adams	G	5-9	Fr.	HS	Kirkland, Wash. (Juanita HS)
13	Allison Brown	G	5-7	Sr.	SQ	Anaheim Hills, Calif. (Mater Dei HS)
24	Kiara Edwards	F	6-1	Fr.	HS	Surprise, Ariz. (Valley Vista HS)
45	Naomi Ekwedike	C	6-6	So.	SQ	Lagos, Nigeria (Potter's House Christian Academy (Fla.))
15	McKynzie Fort	G	5-9	Sr.	3L	Fontana, Calif. (Etiwanda HS)
20	Geena Gomez	G	5-8	Sr.	2L	Huntington Beach, Calif. (Edison HS/St. Joseph's (Pa.))
23	Loli Gomez	G	5-8	Jr.	TR	Huntington Beach, Calif. (Edison HS/CSU San Bernardino)
11	Arantxa Gómez Ferrer	F	6-0	Jr.	2L	Valencia, Spain (Parque Colegio Santa Ana HS)
30	Cheyenne Greenhouse	G	5-11	Sr.	3L	Riverside, Calif. (Canyon Springs HS)
1	Khaliya Lark	G/F	6-0	Sr.	1L	Irvine, Calif. (Washington/Mater Dei HS)
21	Abby Lowe	G	5-11	So.	1L	Stockport, England (Barking Abbey Academy)
10	Najé Murray	G	5-6	Fr.	HS	Stockton, Calif. (St. Mary's HS)
40	Monique Terry	F	6-2	So.	1L	San Antonio, Texas (Brennan HS)
22	Lexy Thorderson	G	6-0	Sr.	3L	Castle Rock, Colo. (Rock Canyon HS)
34	Baylee Vanderdoes	F	6-1	So.	1L	Auburn, Calif. (Placer HS)
0	Kennedi Villa	G	6-0	Fr.	HS	Oakland, Calif. (St. Mary's HS)

Head Coach: Stacie Terry (UT Arlington, 1998), Fifth season at SDSU/Fifth overall

Assistant Coach: Jesse Clark (Pacific Union, 2003), Fifth season at SDSU

Assistant Coach: Ciara Carl (Point Loma Nazarene, 2005), Fifth season at SDSU

Assistant Coach: Nick Grant (Baylor, 2010), Fourth season at SDSU

Director of Operations: Jon Silver (UCLA, 2009), Second season at SDSU

Director of Player Personnel: Paris Johnson (San Diego State, 2011), Second season at SDSU

2017-18 PRONUNCIATION GUIDE

Te'a Adams	TAY-uh
Naomi Ekwedike	nay-O-mee ECK-weh-DEE-kay
Arantxa Gómez Ferrer	uh-RON-cha fur-AIR
McKynzie Fort	ma-KEN-zee
Loli Gomez	LOW-lee
Najé Murray	Nah-ZHAY
Baylee Vanderdoes	VAN-der-doze
Kennedi Villa	VILL-uh
Ciara Carl	see-ARR-uh

CAREER HIGHS

Points
1, vs. Presbyterian (11-10-17)

Rebounds
2, vs. Tulane (11-25-17)

Assists
1, vs. Presbyterian (11-10-17)

Steals
N/A

Blocks
N/A

Field Goals
N/A

Field Goal Attempts
N/A

3-Point Field Goals
N/A

3-Point Field Goal Attempts
N/A

Free Throws
1, vs. Presbyterian (11-10-17)

Free Throw Attempts
2, vs. Presbyterian (11-10-17)

MISC. CAREER STATS

Double-figure
scoring games: 0

Double-figure
rebounding games: 0



#0 KENNEDI VILLA

Freshman • HS

6-0

Guard

Oakland, Calif.

St. Mary's HS

Opponent	Date	gs	min	Total		3-Pointers		Free throws		Rebounds				pf	a	t/o	blk	stl	pts	avg
				fg-fga	pct	3fg-fga	pct	ft-fta	pct	off	def	tot	avg							
PRESBYTERIAN	11-10-17		4	0-0	.000	0-0	.000	1-2	.500	0	0	0	0.0	0	1	0	0	0	1	1.0
CSUN	11-14-17		dnp	-	-	-	-	-	-	-	-	-	-	-	-	-	-	-	-	-
CAL STATE FULLERTON	11-18-17		dnp	-	-	-	-	-	-	-	-	-	-	-	-	-	-	-	-	-
vs Central Michigan	11-24-17		dnp	-	-	-	-	-	-	-	-	-	-	-	-	-	-	-	-	-
vs Tulane	11-25-17		3	0-0	.000	0-0	.000	0-0	.000	0	2	2	1.0	1	0	0	0	0	0	0.5
SAN DIEGO	11-29-17		dnp	-	-	-	-	-	-	-	-	-	-	-	-	-	-	-	-	-
at Arizona	12-03-17		dnp	-	-	-	-	-	-	-	-	-	-	-	-	-	-	-	-	-
UC IRVINE	12-08-17		dnp	-	-	-	-	-	-	-	-	-	-	-	-	-	-	-	-	-
HOPE INTERNATIONAL	12-10-17		6	0-0	.000	0-0	.000	0-0	.000	0	1	1	1.0	0	0	0	0	0	0	0.3
SANTA CLARA	12-14-17		dnp	-	-	-	-	-	-	-	-	-	-	-	-	-	-	-	-	-
at UC Santa Barbara	12-22-17		dnp	-	-	-	-	-	-	-	-	-	-	-	-	-	-	-	-	-
Totals		0	13	0-0	.000	0-0	.000	1-2	.500	0	3	3	1.0	1	1	0	0	0	1	0.3

Games played: 3
Minutes/game: 4.3
Points/game: 0.3
FT Pct: 50.0

Rebounds/game: 1.0
Assists/game: 0.3
Assist/turnover ratio: 99.9

Season	CAREER STATISTICS		Total		3-Point		F-Throws		Rebounds				Scoring							
	gp-gs	min/avg	fg-fga	pct	fg-fga	pct	ft-fta	pct	off	def	tot	avg	pf	fo	ast	to	blk	stl	pts	avg
2017-18	3-0	13/4.3	0-0	.000	0-0	.000	1-2	.500	0	3	3	1.0	1	0	1	0	0	0	1	0.3
TOTAL	3-0	13/4.3	0-0	.000	0-0	.000	1-2	.500	0	3	3	1.0	1	0	1	0	0	0	1	0.3

CAREER HIGHS

Points
22, vs. Nevada (1-4-17)

Rebounds
12, Twice
Last: at Colorado State (1-28-17)

Assists
2, Eight times
Last: at Arizona (12-3-17)

Steals
4, vs. Air Force (1-25-17)

Blocks
1, Twice
Last: vs. CSUN (11-14-17)

Field Goals
8, Twice,
Last: vs. Air Force (1-25-17)

Field Goal Attempts
19, vs. Air Force (1-25-17)

3-Point Field Goals
4, vs. Hope International (12-10-17)

3-Point Field Goal Attempts
8, vs. Fresno State (2-4-17)

Free Throws
4, Twice, Last: vs. Seattle (12-4-14)*

Free Throw Attempts
6, Twice, Last: vs. Nevada (1-4-17)

MISC. CAREER STATS

Double-figure scoring games: 12

Double-figure rebounding games: 4

* at Washington



#1 KHALIA LARK

Senior • 1L

6-0

Guard/Forward

Irvine, Calif.

Univ. of Washington / Mater Dei High School

Opponent	Date	gs	min	Total		3-Pointers		Free throws		Rebounds				pf	a	t/o	blk	stl	pts	avg
				fg-fga	pct	3fg-fga	pct	ft-fa	pct	off	def	tot	avg							
PRESBYTERIAN	11-10-17	*	16	0-2	.000	0-1	.000	0-0	.000	1	3	4	4.0	1	1	3	1	1	0	0.0
CSUN	11-14-17	*	31	4-10	.400	3-6	.500	2-2	1.000	1	8	9	6.5	1	1	4	1	3	13	6.5
CAL STATE FULLERTON	11-18-17	*	30	1-10	.100	1-4	.250	0-0	.000	4	6	10	7.7	4	1	3	0	0	3	5.3
vs Central Michigan	11-24-17	*	25	0-5	.000	0-3	.000	2-2	1.000	2	2	4	6.8	4	0	0	0	1	2	4.5
vs Tulane	11-25-17	*	11	1-3	.333	0-1	.000	0-0	.000	0	1	1	5.6	0	1	3	0	1	2	4.0
SAN DIEGO	11-29-17	*	23	0-4	.000	0-1	.000	0-2	.000	2	2	4	5.3	0	1	1	0	1	0	3.3
at Arizona	12-03-17	*	29	2-6	.333	2-3	.667	1-2	.500	1	4	5	5.3	3	2	1	0	0	7	3.9
UC IRVINE	12-08-17	*	29	4-7	.571	2-4	.500	0-0	.000	2	3	5	5.3	1	0	2	0	0	10	4.6
HOPE INTERNATIONAL	12-10-17	*	18	5-9	.556	4-7	.571	0-0	.000	0	4	4	5.1	0	1	0	0	0	14	5.7
SANTA CLARA	12-14-17	*	27	1-6	.167	0-5	.000	0-0	.000	0	2	2	4.8	0	0	0	0	0	2	5.3
at UC Santa Barbara	12-22-17	*	26	5-8	.625	1-2	.500	3-5	.600	3	2	5	4.8	2	0	2	0	0	14	6.1
Totals			11	265	.329	13-37	.351	8-13	.615	16	37	53	4.8	16	8	19	2	7	67	6.1

Games played: 11
Minutes/game: 24.1
Points/game: 6.1
FG Pct: 32.9
3FG Pct: 35.1
FT Pct: 61.5

Rebounds/game: 4.8
Assists/game: 0.7
Turnovers/game: 1.7
Assist/turnover ratio: 0.4
Steals/game: 0.6
Blocks/game: 0.2

CAREER STATISTICS

Season	gp-gs	min/avg	Total		3-Point		F-Throws		Rebounds				Scoring							
			fg-fga	pct	fg-fga	pct	ft-fa	pct	off	def	tot	avg	pf	fo	ast	to	blk	stl	pts	avg
2014-15*	23-0	198/8.6	17-39	.436	11-27	.407	11-14	.786	10	21	31	1.3	12	0	5	13	0	3	56	2.4
2015-16*	6-0	83/13.8	5-15	.333	2-7	.286	5-11	.455	2	11	13	2.2	3	0	2	7	0	1	17	2.8
2016-17	21-10	544/25.9	72-202	.356	20-81	.247	12-28	.429	39	90	129	6.1	46	0	23	44	1	12	176	8.4
2017-18	11-11	265/24.1	23-70	.329	13-37	.351	8-13	.615	16	37	53	4.8	16	0	8	19	2	7	67	6.1
TOTAL	32-21	809/25.3	95-272	.349	33-118	.280	20-41	.488	55	127	182	5.7	62	0	31	63	3	19	243	7.6
All*	61-21	1090/17.9	117-326	.359	46-152	.303	36-66	.545	67	159	226	3.7	77	0	38	83	3	23	316	5.2

CAREER HIGHS

Points
20, vs. Hope International (12-10-17)

Rebounds
8, vs. Hope International (12-10-17)

Assists
7, vs. Hope International (12-10-17)

Steals
4, vs. Hope International (12-10-17)

Blocks
1, vs. CSUN (11-14-17)

Field Goals
9, vs. Hope International (12-10-17)

Field Goal Attempts
13, vs. Hope International (12-10-17)

3-Point Field Goals
2, vs. Hope International (12-10-17)

3-Point Field Goal Attempts
4, Three times
Last: vs. Santa Clara (12-14-17)

Free Throws
3, vs. San Diego (11-29-17)

Free Throw Attempts
5, vs. San Diego (11-29-17)

MISC. CAREER STATS

Double-figure
scoring games: 1

Double-figure
rebounding games: 0



#5 TE'A ADAMS

Freshman • HS

5-9

Guard

Kirkland, Wash.

Juanita HS

Opponent	Date	gs	min	Total		3-Pointers		Free throws		Rebounds				pf	a	t/o	blk	stl	pts	avg
				fg-fga	pct	3fg-fga	pct	ft-fa	pct	off	def	tot	avg							
PRESBYTERIAN	11-10-17		17	2-7	.286	0-4	.000	0-0	.000	0	0	0	0.0	3	2	1	0	1	4	4.0
CSUN	11-14-17		4	0-3	.000	0-2	.000	0-0	.000	0	0	0	0.0	0	0	1	1	0	0	2.0
CAL STATE FULLERTON	11-18-17		8	1-5	.200	0-1	.000	0-0	.000	0	1	1	0.3	1	3	1	0	2	2	2.0
vs Central Michigan	11-24-17		13	2-8	.250	0-3	.000	1-1	1.000	1	0	1	0.5	1	1	0	0	1	5	2.8
vs Tulane	11-25-17		5	1-3	.333	1-1	1.000	2-4	.500	1	1	2	0.8	0	0	1	0	2	5	3.2
SAN DIEGO	11-29-17		15	1-7	.143	0-1	.000	3-5	.600	0	4	4	1.3	1	2	2	0	1	5	3.5
at Arizona	12-03-17		14	0-5	.000	0-3	.000	0-0	.000	2	2	4	1.7	1	1	2	0	0	0	3.0
UC IRVINE	12-08-17		15	1-7	.143	0-2	.000	0-0	.000	1	2	3	1.9	1	2	1	0	1	2	2.9
HOPE INTERNATIONAL	12-10-17		22	9-13	.692	2-4	.500	0-0	.000	0	8	8	2.6	0	7	1	0	4	20	4.8
SANTA CLARA	12-14-17		15	1-9	.111	0-4	.000	0-0	.000	0	3	3	2.6	0	0	2	0	1	2	4.5
at UC Santa Barbara	12-22-17		15	2-8	.250	0-3	.000	1-2	.500	0	0	0	2.4	2	0	2	0	0	5	4.5
Totals		0	143	20-75	.267	3-28	.107	7-12	.583	5	21	26	2.4	10	18	14	1	13	50	4.5

Games played: 11
Minutes/game: 13.0
Points/game: 4.5
FG Pct: 26.7
3FG Pct: 10.7
FT Pct: 58.3

Rebounds/game: 2.4
Assists/game: 1.6
Turnovers/game: 1.3
Assist/turnover ratio: 1.3
Steals/game: 1.2
Blocks/game: 0.1

CAREER STATISTICS

Season	gp-gs	min/avg	Total		3-Point		F-Throws		Rebounds				Scoring							
			fg-fga	pct	fg-fga	pct	ft-fa	pct	off	def	tot	avg	pf	fo	ast	to	blk	stl	pts	avg
2017-18	11-0	143/13.0	20-75	.267	3-28	.107	7-12	.583	5	21	26	2.4	10	0	18	14	1	13	50	4.5
TOTAL	11-0	143/13.0	20-75	.267	3-28	.107	7-12	.583	5	21	26	2.4	10	0	18	14	1	13	50	4.5

CAREER HIGHS

Points
16, vs. Hope International (12-10-17)

Rebounds
4, vs. San Diego (11-29-17)

Assists
4, vs. Hope International (12-10-17)

Steals
2, at UC Santa Barbara (12-22-17)

Blocks
N/A

Field Goals
6, vs. Hope International (12-10-17)

Field Goal Attempts
11, vs. Hope International (12-10-17)

3-Point Field Goals
4, Twice,
Last: vs. Hope Int'l (12-10-17)

3-Point Field Goal Attempts
7, Three times,
Last: vs. vs. Hope Int'l (12-10-17)

Free Throws
6, vs. Central Michigan (11-24-17)

Free Throw Attempts
6, vs. Central Michigan (11-24-17)

MISC. CAREER STATS

Double-figure
scoring games: 8

Double-figure
rebounding games: 0



#10 NAJÉ MURRAY

Freshman • HS

5-6

Guard

Stockton, Calif.

St. Mary's High School

Opponent	Date	gs	min	Total		3-Pointers		Free throws		Rebounds				pf	a	t/o	blk	stl	pts	avg
				fg-fga	pct	3fg-fga	pct	ft-fa	pct	off	def	tot	avg							
PRESBYTERIAN	11-10-17		13	5-9	.556	4-7	.571	0-0	.000	0	3	3	3.0	2	1	1	0	1	14	14.0
CSUN	11-14-17		13	2-7	.286	1-5	.200	0-0	.000	0	0	0	1.5	0	0	1	0	0	5	9.5
CAL STATE FULLERTON	11-18-17		16	4-6	.667	3-5	.600	0-0	.000	0	0	0	1.0	3	0	3	0	0	11	10.0
vs Central Michigan	11-24-17		16	2-9	.222	2-7	.286	6-6	1.000	0	0	0	0.8	0	0	0	0	0	12	10.5
vs Tulane	11-25-17		24	0-6	.000	0-4	.000	0-0	.000	0	2	2	1.0	3	0	1	0	0	0	8.4
SAN DIEGO	11-29-17		13	3-8	.375	2-4	.500	2-2	1.000	1	3	4	1.5	2	1	1	0	1	10	8.7
at Arizona	12-03-17		17	4-9	.444	3-4	.750	2-2	1.000	0	2	2	1.6	0	0	1	0	1	13	9.3
UC IRVINE	12-08-17		13	4-6	.667	2-3	.667	0-0	.000	0	1	1	1.5	2	1	2	0	0	10	9.4
HOPE INTERNATIONAL	12-10-17	*	26	6-11	.545	4-7	.571	0-0	.000	0	1	1	1.4	2	4	4	0	1	16	10.1
SANTA CLARA	12-14-17		22	3-9	.333	1-6	.167	2-3	.667	0	3	3	1.6	4	0	2	0	1	9	10.0
at UC Santa Barbara	12-22-17		13	4-5	.800	2-2	1.000	2-2	1.000	0	3	3	1.7	5	2	0	0	2	12	10.2
Totals			1	186	.435	24-54	.444	14-15	.933	1	18	19	1.7	23	9	16	0	7	112	10.2

Games played: 11
Minutes/game: 16.9
Points/game: 10.2
FG Pct: 43.5
3FG Pct: 44.4
FT Pct: 93.3

Rebounds/game: 1.7
Assists/game: 0.8
Turnovers/game: 1.5
Assist/turnover ratio: 0.6
Steals/game: 0.6

CAREER STATISTICS

Season	gp-gs	min/avg	Total		3-Point		F-Throws		Rebounds				Scoring							
			fg-fga	pct	fg-fga	pct	ft-fa	pct	off	def	tot	avg	pf	fo	ast	to	blk	stl	pts	avg
2017-18	11-1	186/16.9	37-85	.435	24-54	.444	14-15	.933	1	18	19	1.7	23	1	9	16	0	7	112	10.2
TOTAL	11-1	186/16.9	37-85	.435	24-54	.444	14-15	.933	1	18	19	1.7	23	1	9	16	0	7	112	10.2

CAREER HIGHS

Points
8, vs. San Diego (11-29-17)

Rebounds
5, Four times
Last: vs. CSUN (11-14-17)

Assists
2, vs. Boise State (1-7-17)

Steals
1, Nine times
Last: vs. Santa Clara (12-14-17)

Blocks
2, Six times
Last: vs. UC Irvine (12-8-17)

Field Goals
4, vs. San Diego (11-29-17)

Field Goal Attempts
6, vs. San Diego (11-29-17)

3-Point Field Goals
N/A

3-Point Field Goal Attempts
N/A

Free Throws
2, Four times
Last: vs. Utah State (2-15-17)

Free Throw Attempts
4, Three times
Last: at San Diego (11-17-16)

MISC. CAREER STATS

Double-figure scoring games: 0

Double-figure rebounding games: 0



#11 ARANTXA GÓMEZ FERRER

Junior • 2L

6-0

Forward

Valencia, Spain

Parque Colegio Santa Ana High School / Ros Casares Valencia Club

Opponent	Date	gs	min	Total		3-Pointers		Free throws		Rebounds				pf	a	t/o	blk	stl	pts	avg
				fg-fga	pct	3fg-fga	pct	ft-fa	pct	off	def	tot	avg							
PRESBYTERIAN	11-10-17	*	14	2-3	.667	0-0	.000	0-0	.000	0	3	3	3.0	0	0	0	0	0	4	4.0
CSUN	11-14-17	*	24	1-3	.333	0-0	.000	0-0	.000	2	3	5	4.0	2	0	1	2	0	2	3.0
CAL STATE FULLERTON	11-18-17	*	11	0-0	.000	0-0	.000	0-0	.000	1	1	2	3.3	2	0	1	2	0	0	2.0
vs Central Michigan	11-24-17	*	5	0-1	.000	0-0	.000	0-0	.000	1	0	1	2.8	1	0	0	0	0	0	1.5
vs Tulane	11-25-17	*	9	0-0	.000	0-0	.000	0-0	.000	1	2	3	2.8	1	0	1	0	0	0	1.2
SAN DIEGO	11-29-17	*	16	4-6	.667	0-0	.000	0-0	.000	3	0	3	2.8	3	0	0	0	0	8	2.3
at Arizona	12-03-17	dnp	-	-	-	-	-	-	-	-	-	-	-	-	-	-	-	-	-	-
UC IRVINE	12-08-17	9	0-0	.000	0-0	.000	0-0	.000	0	3	3	2.9	1	0	1	2	0	0	2.0	
HOPE INTERNATIONAL	12-10-17	dnp	-	-	-	-	-	-	-	-	-	-	-	-	-	-	-	-	-	-
SANTA CLARA	12-14-17	11	1-1	1.000	0-0	.000	0-2	.000	0	2	2	2.8	0	0	1	0	1	2	2.0	
at UC Santa Barbara	12-22-17	7	0-0	.000	0-0	.000	0-0	.000	0	1	1	2.6	3	0	1	0	0	0	1.8	
Totals		6	106	8-14	.571	0-0	.000	0-2	.000	8	15	23	2.6	13	0	6	6	1	16	1.8

Games played: 9
Minutes/game: 11.8
Points/game: 1.8
FG Pct: 57.1
FT Pct: 0.0

Rebounds/game: 2.6
Turnovers/game: 0.7
Steals/game: 0.1
Blocks/game: 0.7

CAREER STATISTICS

Season	gp-gs	min/avg	Total		3-Point		F-Throws		Rebounds				Scoring							
			fg-fga	pct	fg-fga	pct	ft-fa	pct	off	def	tot	avg	pf	fo	ast	to	blk	stl	pts	avg
2015-16	18-0	118/6.6	5-12	.417	0-0	.000	0-12	.000	10	6	16	0.9	18	0	2	5	1	4	10	0.6
2016-17	28-7	322/11.5	18-34	.529	0-0	.000	13-27	.481	32	29	61	2.2	34	0	6	17	9	4	49	1.8
2017-18	9-6	106/11.8	8-14	.571	0-0	.000	0-2	.000	8	15	23	2.6	13	0	0	6	6	1	16	1.8
TOTAL	55-13	546/9.9	31-60	.517	0-0	.000	13-41	.317	50	50	100	1.8	65	0	8	28	16	9	75	1.4

CAREER HIGHS

Points
5, at Air Force (2-28-17)

Rebounds
4, at Air Force (2-28-17)

Assists
2, Twice, Last: at Air Force (2-28-17)

Steals
1, at Loyola Marymount (12-10-15)

Blocks
1, vs. Hope International (12-10-17)

Field Goals
2, at Air Force (2-28-17)

Field Goal Attempts
3, Twice
Last: vs. Air Force (1-21-15)

3-Point Field Goals
1, Twice
Last: vs. San Diego Christian (12-21-15)

3-Point Field Goal Attempts
4, Twice
Last: vs. Air Force (1-21-15)

Free Throws
2, vs. Michigan (12-9-16)

Free Throw Attempts
2, Three times
Last: at UNLV (2-18-17)

MISC. CAREER STATS

Double-figure scoring games: 0

Double-figure rebounding games: 0



#13 ALLISON BROWN

Senior • SQ

5-7

Guard

Anaheim Hills, Calif.

Mater Dei High School

Opponent	Date	gs	min	Total		3-Pointers		Free throws		Rebounds				pf	a	t/o	blk	stl	pts	avg
				fg-fga	pct	3fg-fga	pct	ft-fa	pct	off	def	tot	avg							
PRESBYTERIAN	11-10-17		dnp	-	-	-	-	-	-	-	-	-	-	-	-	-	-	-	-	-
CSUN	11-14-17		dnp	-	-	-	-	-	-	-	-	-	-	-	-	-	-	-	-	-
CAL STATE FULLERTON	11-18-17		dnp	-	-	-	-	-	-	-	-	-	-	-	-	-	-	-	-	-
vs Central Michigan	11-24-17		dnp	-	-	-	-	-	-	-	-	-	-	-	-	-	-	-	-	-
vs Tulane	11-25-17		dnp	-	-	-	-	-	-	-	-	-	-	-	-	-	-	-	-	-
SAN DIEGO	11-29-17		dnp	-	-	-	-	-	-	-	-	-	-	-	-	-	-	-	-	-
at Arizona	12-03-17		dnp	-	-	-	-	-	-	-	-	-	-	-	-	-	-	-	-	-
UC IRVINE	12-08-17		dnp	-	-	-	-	-	-	-	-	-	-	-	-	-	-	-	-	-
HOPE INTERNATIONAL	12-10-17	16		0-2	.000	0-2	.000	0-0	.000	0	1	1	1.0	1	0	3	1	0	0	0.0
SANTA CLARA	12-14-17		dnp	-	-	-	-	-	-	-	-	-	-	-	-	-	-	-	-	-
at UC Santa Barbara	12-22-17		dnp	-	-	-	-	-	-	-	-	-	-	-	-	-	-	-	-	-
Totals		0	16	0-2	.000	0-2	.000	0-0	.000	0	1	1	1.0	1	0	3	1	0	0	0.0

Games played: 1
Minutes/game: 16.0
FG Pct: 0.0
3FG Pct: 0.0

Rebounds/game: 1.0
Turnovers/game: 3.0
Blocks/game: 1.0

CAREER STATISTICS

Season	gp-gs	min/avg	fg-fga	pct	fg-fga	pct	ft-fa	pct	off	def	tot	avg	pf	fo	ast	to	blk	stl	pts	avg
2014-15	7-0	26/3.7	1-9	.111	1-9	.111	0-2	.000	1	1	2	0.3	3	0	2	3	0	0	3	0.4
2015-16	9-0	19/2.1	1-4	.250	1-3	.333	0-0	.000	1	3	4	0.4	0	0	2	3	0	1	3	0.3
2016-17	9-0	39/4.3	4-5	.800	0-0	.000	4-5	.800	1	7	8	0.9	5	0	5	2	0	0	12	1.3
2017-18	1-0	16/16.0	0-2	.000	0-2	.000	0-0	.000	0	1	1	1.0	1	0	0	3	1	0	0	0.0
TOTAL	26-0	100/3.8	6-20	.300	2-14	.143	4-7	.571	3	12	15	0.6	9	0	9	11	1	1	18	0.7

CAREER HIGHS

Points
29, Twice
Last: at San José State (1-11-17)

Rebounds
11, Twice
Last: at San José State (1-11-17)

Assists
8, vs. San Diego (11-29-17)

Steals
5, Four times
Last: at New Mexico (2-6-16)

Blocks
2, Four times
Last: vs. Air Force (1-25-17)

Field Goals
12, at San José State (1-11-17)

Field Goal Attempts
29, at San José State (1-11-17)

3-Point Field Goals
2, Four times
Last: vs. Presbyterian (11-10-17)

3-Point Field Goal Attempts
7, at Colorado State (1-28-17)

Free Throws
11, Twice
Last: at Arizona (12-3-17)

Free Throw Attempts
13, at Arizona (12-3-17)

MISC. CAREER STATS

Double-figure scoring games: 77

Double-figure rebounding games: 2

Double-Doubles: 2



#15 McKYNZIE FORT

Senior • 3L

5-9

Guard

Fontana, Calif.

Etiwanda High School

Opponent	Date	gs	min	Total		3-Pointers		Free throws		Rebounds				pf	a	t/o	blk	stl	pts	avg	
				fg-fga	pct	3fg-fga	pct	ft-fa	pct	off	def	tot	avg								
PRESBYTERIAN	11-10-17	*	25	5-9	.556	2-3	.667	4-4	1.000	2	5	7	7.0	0	2	3	0	1	16	16.0	
CSUN	11-14-17	*	34	6-17	.353	1-2	.500	3-5	.600	5	1	6	6.5	1	3	2	0	3	16	16.0	
CAL STATE FULLERTON	11-18-17	*	34	7-15	.467	1-2	.500	2-3	.667	1	5	6	6.3	1	4	1	0	2	17	16.3	
vs Central Michigan	11-24-17	*	37	9-19	.474	0-1	.000	3-4	.750	0	3	3	5.5	3	3	2	0	2	21	17.5	
vs Tulane	11-25-17	*	22	1-5	.200	0-0	.000	0-0	.000	1	2	3	5.0	1	3	2	0	0	2	14.4	
SAN DIEGO	11-29-17	*	34	10-16	.625	0-0	.000	4-6	.667	1	5	6	5.2	1	8	3	1	0	24	16.0	
at Arizona	12-03-17	*	32	7-12	.583	1-3	.333	11-13	.846	1	5	6	5.3	2	2	2	0	2	26	17.4	
UC IRVINE	12-08-17	*	32	5-9	.556	0-2	.000	6-7	.857	2	2	4	5.1	1	3	6	0	0	16	17.3	
HOPE INTERNATIONAL	12-10-17		dnp	-	-	-	-	-	-	-	-	-	-	-	-	-	-	-	-	-	
SANTA CLARA	12-14-17	*	35	3-13	.231	1-5	.200	3-4	.750	4	4	8	5.4	1	1	6	0	2	10	16.4	
at UC Santa Barbara	12-22-17	*	38	5-12	.417	0-1	.000	0-1	.000	0	1	1	5.0	3	4	2	0	0	10	15.8	
Totals			10	323	58-127	.457	6-19	.316	36-47	.766	17	33	50	5.0	14	33	29	1	12	158	15.8

Games played: 10
Minutes/game: 32.3
Points/game: 15.8
FG Pct: 45.7
3FG Pct: 31.6
FT Pct: 76.6

Rebounds/game: 5.0
Assists/game: 3.3
Turnovers/game: 2.9
Assist/turnover ratio: 1.1
Steals/game: 1.2
Blocks/game: 0.1

CAREER STATISTICS

Season	gp-gs	min/avg	Total		3-Point		F-Throws		Rebounds				Scoring							
			fg-fga	pct	fg-fga	pct	ft-fa	pct	off	def	tot	avg	pf	fo	ast	to	blk	stl	pts	avg
2014-15	31-24	839/27.1	125-278	.450	2-13	.154	60-96	.625	35	64	99	3.2	55	0	59	94	5	30	312	10.1
2015-16	31-31	971/31.3	169-366	.462	3-12	.250	104-150	.693	44	83	127	4.1	71	0	73	93	8	62	445	14.4
2016-17	30-30	956/31.9	176-404	.436	8-41	.195	116-148	.784	41	80	121	4.0	65	2	75	74	6	29	476	15.9
2017-18	10-10	323/32.3	58-127	.457	6-19	.316	36-47	.766	17	33	50	5.0	14	0	33	29	1	12	158	15.8
TOTAL	102-95	3089/30.3	528-1175	.449	19-85	.224	316-441	.717	137	260	397	3.9	205	2	240	290	20	133	1391	13.6

CAREER HIGHS

Points
20, at San José State (1-11-17)

Rebounds
8, vs. Utah State (2-15-17)

Assists
10, vs. CSUN (11-14-17)

Steals
4, vs. Santa Clara (12-14-17)

Blocks
1, Four times
Last: vs. CSUN (11-14-17)

Field Goals
6, Twice
Last: at San José State (1-11-17)

Field Goal Attempts
14, vs. UC Irvine (12-8-17)

3-Point Field Goals
4, Three times
Last: at Arizona (12-3-17)

3-Point Field Goal Attempts
9, at San José State (1-6-16)


Free Throws
6, vs. Central Connecticut (11-27-16)

Free Throw Attempts
6, Twice
Last: vs. Central Connecticut (11-27-16)

MISC. CAREER STATS

Double-figure scoring games: 16

Double-figure rebounding games: 0



#20 GEENA GOMEZ

Senior • 2L

5-8

Guard

Huntington Beach, Calif.

St. Joseph's (Pa.) / Edison High School

Opponent	Date	gs	min	Total		3-Pointers		Free throws		Rebounds			pf	a	t/o	blk	stl	pts	avg		
				fg-fga	pct	3fg-fga	pct	ft-fa	pct	off	def	tot								avg	
PRESBYTERIAN	11-10-17	*	21	2-5	.400	2-4	.500	0-0	.000	1	1	2	2.0	1	6	5	0	0	6	6.0	
CSUN	11-14-17	*	32	1-6	.167	0-3	.000	0-0	.000	0	2	2	2.0	4	10	6	1	2	2	4.0	
CAL STATE FULLERTON	11-18-17	*	25	3-5	.600	1-3	.333	0-0	.000	1	5	6	3.3	1	1	1	0	0	7	5.0	
vs Central Michigan	11-24-17	*	34	5-11	.455	3-6	.500	2-5	.400	1	5	6	4.0	2	7	0	0	0	15	7.5	
vs Tulane	11-25-17	*	20	2-9	.222	0-2	.000	2-2	1.000	0	0	0	3.2	2	0	2	0	0	6	7.2	
SAN DIEGO	11-29-17	*	33	3-9	.333	0-4	.000	1-2	.500	1	4	5	3.5	3	3	1	0	1	7	7.2	
at Arizona	12-03-17	*	32	4-9	.444	4-7	.571	0-0	.000	0	3	3	3.4	0	7	3	0	0	12	7.9	
UC IRVINE	12-08-17	*	36	5-14	.357	2-5	.400	0-0	.000	1	1	2	3.3	2	7	5	0	3	12	8.4	
HOPE INTERNATIONAL	12-10-17	*	19	3-7	.429	1-3	.333	3-3	1.000	0	1	1	3.0	1	4	0	0	0	10	8.6	
SANTA CLARA	12-14-17	*	30	3-9	.333	1-3	.333	0-0	.000	1	5	6	3.3	1	3	2	0	4	7	8.4	
at UC Santa Barbara	12-22-17	*	30	3-10	.300	1-2	.500	2-2	1.000	1	0	1	3.1	2	3	4	0	1	9	8.5	
Totals			11	312	34-94	.362	15-42	.357	10-14	.714	7	27	34	3.1	19	51	29	1	11	93	8.5

Games played: 11
Minutes/game: 28.4
Points/game: 8.5
FG Pct: 36.2
3FG Pct: 35.7
FT Pct: 71.4

Rebounds/game: 3.1
Assists/game: 4.6
Turnovers/game: 2.6
Assist/turnover ratio: 1.8
Steals/game: 1.0
Blocks/game: 0.1

CAREER STATISTICS

Season	gp-gs	min/avg	Total		3-Point		F-Throws		Rebounds				Scoring							
			fg-fga	pct	fg-fga	pct	ft-fa	pct	off	def	tot	avg	pf	fo	ast	to	blk	stl	pts	avg
2013-14*	24-1	114/4.8	10-34	.294	3-14	.214	5-7	.714	1	10	11	0.5	17	0	13	6	1	2	28	1.2
2015-16	29-0	426/14.7	30-107	.280	23-71	.324	15-22	.682	13	42	55	1.9	23	0	37	26	2	11	98	3.4
2016-17	30-21	743/24.8	68-203	.335	36-100	.360	32-45	.711	22	75	97	3.2	44	0	72	58	1	13	204	6.8
2017-18	11-11	312/28.4	34-94	.362	15-42	.357	10-14	.714	7	27	34	3.1	19	0	51	29	1	11	93	8.5
TOTAL	70-32	1481/21.2	132-404	.327	74-213	.347	57-81	.704	42	144	186	2.7	86	0	160	113	4	35	395	5.6
All*	94-33	1595/17.0	142-438	.324	77-227	.339	62-88	.705	43	154	197	2.1	103	0	173	119	5	37	423	4.5

CAREER HIGHS

Points
7, at UC Davis (12-2-16)

Rebounds
3, Three times,
Last: vs. Tulane (11-25-17)

Assists
1, Three times,
Last: vs. Hope Int'l (12-10-17)

Steals
1, vs. Tulane (11-25-17)

Blocks
1, vs. Loyola Marymount (11-20-16)

Field Goals
2, Twice,
Last: vs. Tulane (11-25-17)

Field Goal Attempts
4, vs. San Diego Christian (11-14-16)

3-Point Field Goals
1, Twice,
Last: vs. Tulane (11-25-17)

3-Point Field Goal Attempts
2, Twice,
Last: vs. Tulane (11-25-17)

Free Throws
2, Twice,
Last: at UC Davis (12-2-16)

Free Throw Attempts
2, Four times
Last: vs. Tulane (11-25-17)

MISC. CAREER STATS

Double-figure
scoring games: 0

Double-figure
rebounding games: 0



#21 ABBY LOWE

Sophomore • 1L

5-11

Guard

Stockport, England

Barking Abbey Academy

Opponent	Date	gs	min	Total		3-Pointers		Free throws		Rebounds				pf	a	t/o	blk	stl	pts	avg
				fg-fga	pct	3fg-fga	pct	ft-fta	pct	off	def	tot	avg							
PRESBYTERIAN	11-10-17		dnp	-	-	-	-	-	-	-	-	-	-	-	-	-	-	-	-	-
CSUN	11-14-17		dnp	-	-	-	-	-	-	-	-	-	-	-	-	-	-	-	-	-
CAL STATE FULLERTON	11-18-17		dnp	-	-	-	-	-	-	-	-	-	-	-	-	-	-	-	-	-
vs Central Michigan	11-24-17		dnp	-	-	-	-	-	-	-	-	-	-	-	-	-	-	-	-	-
vs Tulane	11-25-17	12		2-3	.667	1-2	.500	0-2	.000	1	2	3	3.0	1	0	1	0	1	5	5.0
SAN DIEGO	11-29-17		dnp	-	-	-	-	-	-	-	-	-	-	-	-	-	-	-	-	-
at Arizona	12-03-17		dnp	-	-	-	-	-	-	-	-	-	-	-	-	-	-	-	-	-
UC IRVINE	12-08-17		dnp	-	-	-	-	-	-	-	-	-	-	-	-	-	-	-	-	-
HOPE INTERNATIONAL	12-10-17	8		0-1	.000	0-1	.000	0-0	.000	0	1	1	2.0	1	1	0	0	0	0	2.5
SANTA CLARA	12-14-17		dnp	-	-	-	-	-	-	-	-	-	-	-	-	-	-	-	-	-
at UC Santa Barbara	12-22-17		dnp	-	-	-	-	-	-	-	-	-	-	-	-	-	-	-	-	-
Totals		0	20	2-4	.500	1-3	.333	0-2	.000	1	3	4	2.0	2	1	1	0	1	5	2.5

Games played: 2
Minutes/game: 10.0
Points/game: 2.5
FG Pct: 50.0
3FG Pct: 33.3
FT Pct: 0.0

Rebounds/game: 2.0
Assists/game: 0.5
Turnovers/game: 0.5
Assist/turnover ratio: 1.0
Steals/game: 0.5

CAREER STATISTICS

Season	gp-gs	min/avg	Total		3-Point		F-Throws		Rebounds				Scoring							
			fg-fga	pct	fg-fga	pct	ft-fta	pct	off	def	tot	avg	pf	fo	ast	to	blk	stl	pts	avg
2016-17	15-0	79/5.3	6-19	.316	1-6	.167	5-7	.714	5	5	10	0.7	12	0	2	8	1	0	18	1.2
2017-18	2-0	20/10.0	2-4	.500	1-3	.333	0-2	.000	1	3	4	2.0	2	0	1	1	0	1	5	2.5
TOTAL	17-0	99/5.8	8-23	.348	2-9	.222	5-9	.556	6	8	14	0.8	14	0	3	9	1	1	23	1.4

CAREER HIGHS

Points
21, vs. UNLV (1-18-17)

Rebounds
9, vs. New Mexico (3-3-17)

Assists
3, vs. UT Arlington (11-26-16)

Steals
4, vs. San José State (2-8-17)

Blocks
1, 21 times
Last: vs. Hope Int'l (12-10-17)

Field Goals
7, UNLV (1-18-17)

Field Goal Attempts
15, vs. New Mexico (3-3-17)

3-Point Field Goals
7, vs. UNLV (1-18-17)

3-Point Field Goal Attempts
13, vs. UNLV (1-18-17)

Free Throws
5, vs. UC Santa Barbara (12-11-16)

Free Throw Attempts
5, Twice,
Last: vs. UC Irvine (12-8-17)

MISC. CAREER STATS

Double-figure
scoring games: 27

Double-figure
rebounding games: 0



#22 LEXY THORDERSON

Senior • 3L

6-0

Guard

Castle Rock, Colo.

Rock Canyon High School

Opponent	Date	gs	min	Total		3-Pointers		Free throws		Rebounds				pf	a	t/o	blk	stl	pts	avg	
				fg-fga	pct	3fg-fga	pct	ft-fa	pct	off	def	tot	avg								
PRESBYTERIAN	11-10-17	*	20	4-7	.571	4-7	.571	0-0	.000	0	6	6	6.0	2	2	1	0	1	12	12.0	
CSUN	11-14-17	*	29	6-11	.545	5-10	.500	0-0	.000	0	6	6	6.0	1	1	0	0	2	17	14.5	
CAL STATE FULLERTON	11-18-17	*	24	2-8	.250	2-6	.333	0-0	.000	0	2	2	4.7	0	0	1	1	2	6	11.7	
vs Central Michigan	11-24-17	*	30	4-11	.364	4-10	.400	0-0	.000	1	2	3	4.3	2	0	1	0	0	12	11.8	
vs Tulane	11-25-17	*	15	3-6	.500	3-5	.600	0-0	.000	0	0	0	3.4	2	0	1	1	0	9	11.2	
SAN DIEGO	11-29-17	*	25	5-9	.556	5-8	.625	1-2	.500	1	0	1	3.0	4	0	1	0	1	16	12.0	
at Arizona	12-03-17	*	23	2-2	1.000	1-1	1.000	3-4	.750	0	1	1	2.7	1	0	0	0	0	8	11.4	
UC IRVINE	12-08-17	*	25	2-9	.222	2-8	.250	3-5	.600	2	3	5	3.0	1	0	2	0	1	9	11.1	
HOPE INTERNATIONAL	12-10-17	*	20	2-7	.286	2-6	.333	0-0	.000	1	3	4	3.1	0	1	0	1	1	6	10.6	
SANTA CLARA	12-14-17	*	17	0-4	.000	0-4	.000	0-0	.000	0	2	2	3.0	4	0	0	0	0	0	9.5	
at UC Santa Barbara	12-22-17	*	24	0-2	.000	0-2	.000	0-0	.000	1	2	3	3.0	0	1	2	0	0	0	8.6	
Totals			11	252	30-76	.395	28-67	.418	7-11	.636	6	27	33	3.0	17	5	9	3	8	95	8.6

Games played: 11
Minutes/game: 22.9
Points/game: 8.6
FG Pct: 39.5
3FG Pct: 41.8
FT Pct: 63.6

Rebounds/game: 3.0
Assists/game: 0.5
Turnovers/game: 0.8
Assist/turnover ratio: 0.6
Steals/game: 0.7
Blocks/game: 0.3

CAREER STATISTICS

Season	gp-gs	min/avg	Total		3-Point		F-Throws		Rebounds				Scoring							
			fg-fga	pct	fg-fga	pct	ft-fa	pct	off	def	tot	avg	pf	fo	ast	to	blk	stl	pts	avg
2014-15	30-0	226/7.5	20-70	.286	13-58	.224	4-4	1.000	7	12	19	0.6	15	0	8	18	1	3	57	1.9
2015-16	31-2	524/16.9	58-172	.337	40-124	.323	5-8	.625	16	51	67	2.2	33	0	4	9	8	10	161	5.2
2016-17	28-18	720/25.7	91-244	.373	66-192	.344	17-27	.630	21	56	77	2.8	51	2	22	16	9	24	265	9.5
2017-18	11-11	252/22.9	30-76	.395	28-67	.418	7-11	.636	6	27	33	3.0	17	0	5	9	3	8	95	8.6
TOTAL	100-31	1722/17.2	199-562	.354	147-441	.333	33-50	.660	50	146	196	2.0	116	2	39	52	21	45	578	5.8

CAREER HIGHS*

Points
6, vs. San Francisco State (1-29-15)*

Rebounds
5, vs. San Francisco State (1-29-15)*

Assists
1, Twice,
Last: vs. Hope Int'l (12-10-17)

Steals
N/A

Blocks
N/A

Field Goals
2, vs. San Francisco State (1-29-15)*

Field Goal Attempts
3, vs. San Francisco State (1-29-15)*

3-Point Field Goals
N/A

3-Point Field Goal Attempts
2, vs. San Francisco State (11-14-14)*

Free Throws
2, vs. San Francisco State (1-29-15)*

Free Throw Attempts
5, vs. San Francisco State (1-29-15)*

MISC. CAREER STATS

Double-figure
scoring games: 0

Double-figure
rebounding games: 0

* at CSU San Bernardino



#23 LOLI GOMEZ

Junior • TR

5-8

Guard

Huntington Beach, Calif.

Edison High School

Opponent	Date	gs	min	Total		3-Pointers		Free throws		Rebounds				pf	a	t/o	blk	stl	pts	avg
				fg-fga	pct	3fg-fga	pct	ft-fa	pct	off	def	tot	avg							
PRESBYTERIAN	11-10-17		dnp	-	-	-	-	-	-	-	-	-	-	-	-	-	-	-	-	-
CSUN	11-14-17		dnp	-	-	-	-	-	-	-	-	-	-	-	-	-	-	-	-	-
CAL STATE FULLERTON	11-18-17		dnp	-	-	-	-	-	-	-	-	-	-	-	-	-	-	-	-	-
vs Central Michigan	11-24-17	0	0-0	.000	0-0	.000	0-0	.000	0	0	0	0.0	0	0	0	0	0	0	0	0.0
vs Tulane	11-25-17	3	0-1	.000	0-0	.000	0-0	.000	0	0	0	0.0	0	0	1	0	0	0	0	0.0
SAN DIEGO	11-29-17		dnp	-	-	-	-	-	-	-	-	-	-	-	-	-	-	-	-	-
at Arizona	12-03-17		dnp	-	-	-	-	-	-	-	-	-	-	-	-	-	-	-	-	-
UC IRVINE	12-08-17		dnp	-	-	-	-	-	-	-	-	-	-	-	-	-	-	-	-	-
HOPE INTERNATIONAL	12-10-17	2	0-0	.000	0-0	.000	0-0	.000	0	0	0	0.0	0	1	1	0	0	0	0	0.0
SANTA CLARA	12-14-17		dnp	-	-	-	-	-	-	-	-	-	-	-	-	-	-	-	-	-
at UC Santa Barbara	12-22-17		dnp	-	-	-	-	-	-	-	-	-	-	-	-	-	-	-	-	-
Totals		0	5	0-1	.000	0-0	.000	0-0	.000	0	0	0	0.0	0	1	2	0	0	0	0.0

Games played: 3
Minutes/game: 1.7
FG Pct: 0.0

Assists/game: 0.3
Turnovers/game: 0.7
Assist/turnover ratio: 0.5

CAREER STATISTICS

Season	gp-gs	min/avg	Total		3-Point		F-Throws		Rebounds				Scoring							
			fg-fga	pct	fg-fga	pct	ft-fa	pct	off	def	tot	avg	pf	fo	ast	to	blk	stl	pts	avg
2014-15*	8-0	30/3.8	3-10	.300	0-5	.000	2-5	.400	3	5	8	1.0	4	0	2	1	0	0	8	1.0
2017-18	3-0	5/1.7	0-1	.000	0-0	.000	0-0	.000	0	0	0	0.0	0	0	1	2	0	0	0	0.0
TOTAL	3-0	5/1.7	0-1	.000	0-0	.000	0-0	.000	0	0	0	0.0	0	0	1	2	0	0	0	0.0
All*	11-0	35/3.2	3-11	.273	0-5	.000	2-5	.400	3	5	8	0.7	4	0	3	3	0	0	8	0.7

CAREER HIGHS

Points
6, vs. Hope International (12-10-17)

Rebounds
5, vs. Hope International (12-10-17)

Assists
N/A, vs. Presbyterian (11-10-17)

Steals
N/A

Blocks
N/A

Field Goals
3, vs. Hope International (12-10-17)

Field Goal Attempts
5, Twice,
Last: vs. Hope Int'l (12-10-17)

3-Point Field Goals
N/A

3-Point Field Goal Attempts
1, vs. Tulane (11-25-17)

Free Throws
N/A

Free Throw Attempts
N/A

MISC. CAREER STATS

Double-figure
scoring games: 0

Double-figure
rebounding games: 0



#24 KIARA EDWARDS

Freshman • HS

6-1

Forward

Surprise, Ariz.

Valley Vista High School

Opponent	Date	gs	min	Total		3-Pointers		Free throws		Rebounds				pf	a	t/o	blk	stl	pts	avg	
				fg-fga	pct	3fg-fga	pct	ft-fa	pct	off	def	tot	avg								
PRESBYTERIAN	11-10-17		4	0-1	.000	0-0	.000	0-0	.000	0	2	2	2.0	0	0	0	0	0	0	0.0	
CSUN	11-14-17		dnp	-	-	-	-	-	-	-	-	-	-	-	-	-	-	-	-	-	
CAL STATE FULLERTON	11-18-17		dnp	-	-	-	-	-	-	-	-	-	-	-	-	-	-	-	-	-	
vs Central Michigan	11-24-17		dnp	-	-	-	-	-	-	-	-	-	-	-	-	-	-	-	-	-	
vs Tulane	11-25-17		8	1-5	.200	0-1	.000	0-0	.000	1	2	3	2.5	0	0	0	0	0	2	1.0	
SAN DIEGO	11-29-17		dnp	-	-	-	-	-	-	-	-	-	-	-	-	-	-	-	-	-	
at Arizona	12-03-17		dnp	-	-	-	-	-	-	-	-	-	-	-	-	-	-	-	-	-	
UC IRVINE	12-08-17		dnp	-	-	-	-	-	-	-	-	-	-	-	-	-	-	-	-	-	
HOPE INTERNATIONAL	12-10-17		15	3-5	.600	0-0	.000	0-0	.000	1	4	5	3.3	0	0	3	0	0	6	2.7	
SANTA CLARA	12-14-17		3	0-0	.000	0-0	.000	0-0	.000	0	0	0	2.5	0	0	0	0	0	0	2.0	
at UC Santa Barbara	12-22-17		dnp	-	-	-	-	-	-	-	-	-	-	-	-	-	-	-	-	-	
Totals			0	30	4-11	.364	0-1	.000	0-0	.000	2	8	10	2.5	0	0	3	0	0	8	2.0

Games played: 4
Minutes/game: 7.5
Points/game: 2.0
FG Pct: 36.4
3FG Pct: 0.0

Rebounds/game: 2.5
Turnovers/game: 0.8

CAREER STATISTICS

Season	gp-gs	min/avg	Total		3-Point		F-Throws		Rebounds				Scoring							
			fg-fga	pct	fg-fga	pct	ft-fa	pct	off	def	tot	avg	pf	fo	ast	to	blk	stl	pts	avg
2017-18	4-0	30/7.5	4-11	.364	0-1	.000	0-0	.000	2	8	10	2.5	0	0	0	3	0	0	8	2.0
TOTAL	4-0	30/7.5	4-11	.364	0-1	.000	0-0	.000	2	8	10	2.5	0	0	0	3	0	0	8	2.0

CAREER HIGHS

Points
19, vs. Sacramento State
(11-14-14)

Rebounds
11, vs. Sacramento State
(11-14-14)

Assists
5, vs. Sacramento State
(11-14-14)

Steals
2, Four times
Last: vs. Hope Int'l (12-10-17)

Blocks
2, at Air Force (2-13-16)

Field Goals
6, Three times,
Last at Wyoming (12-30-15)

Field Goal Attempts
12, vs. Sacramento State
(11-14-14)

3-Point Field Goals
2, vs. UC Santa Barbara (12-11-16)

3-Point Field Goal Attempts
3, Twice,
Last: vs. UC Santa Barbara (12-11-16)

Free Throws
7, vs. Sacramento State (1-14-14)

Free Throw Attempts
10, vs. Sacramento State
(11-14-14)

MISC. CAREER STATS

Double-figure
scoring games: 11

Double-figure
rebounding games: 1

Double-doubles: 1



#30 CHEYENNE GREENHOUSE

Senior • 3L

5-11

Guard

Riverside, Calif.

Canyon Springs High School

Opponent	Date	gs	min	Total		3-Pointers		Free throws		Rebounds				pf	a	t/o	blk	stl	pts	avg
				fg-fga	pct	3fg-fga	pct	ft-fga	pct	off	def	tot	avg							
PRESBYTERIAN	11-10-17	17	3-5	.600	0-0	.000	0-0	.000	1	3	4	4.0	0	4	0	0	1	6	6.0	
CSUN	11-14-17	10	0-3	.000	0-0	.000	0-0	.000	0	1	1	2.5	0	0	1	0	0	0	3.0	
CAL STATE FULLERTON	11-18-17	12	1-3	.333	0-1	.000	1-2	.500	2	1	3	2.7	0	0	0	0	1	3	3.0	
vs Central Michigan	11-24-17	20	2-5	.400	0-0	.000	0-0	.000	2	1	3	2.8	2	2	0	0	1	4	3.3	
vs Tulane	11-25-17	20	1-3	.333	0-0	.000	1-2	.500	2	3	5	3.2	0	1	2	0	0	3	3.2	
SAN DIEGO	11-29-17	16	1-2	.500	0-0	.000	0-0	.000	0	0	0	2.7	1	0	0	0	0	2	3.0	
at Arizona	12-03-17	17	1-2	.500	0-0	.000	2-2	1.000	0	2	2	2.6	2	0	0	0	0	4	3.1	
UC IRVINE	12-08-17	8	0-1	.000	0-0	.000	0-0	.000	0	1	1	2.4	0	1	0	0	0	0	2.8	
HOPE INTERNATIONAL	12-10-17	16	5-8	.625	0-1	.000	0-0	.000	4	2	6	2.8	1	4	2	0	2	10	3.6	
SANTA CLARA	12-14-17	13	0-4	.000	0-1	.000	0-0	.000	2	0	2	2.7	1	2	0	0	1	0	3.2	
at UC Santa Barbara	12-22-17	15	4-4	1.000	0-0	.000	2-2	1.000	2	0	2	2.6	0	0	0	0	0	10	3.8	
Totals		0	164	18-40	.450	0-3	.000	6-8	.750	15	14	29	2.6	7	14	5	0	6	42	3.8

Games played: 11
Minutes/game: 14.9
Points/game: 3.8
FG Pct: 45.0
3FG Pct: 0.0
FT Pct: 75.0

Rebounds/game: 2.6
Assists/game: 1.3
Turnovers/game: 0.5
Assist/turnover ratio: 2.8
Steals/game: 0.5

CAREER STATISTICS

Season	gp-gs	min/avg	Total		3-Point		F-Throws		Rebounds				Scoring							
			fg-fga	pct	fg-fga	pct	ft-fga	pct	off	def	tot	avg	pf	fo	ast	to	blk	stl	pts	avg
2014-15	31-8	441/14.2	43-118	.364	1-4	.250	32-48	.667	40	47	87	2.8	23	0	21	35	1	8	119	3.8
2015-16	31-22	647/20.9	59-161	.366	2-9	.222	33-49	.673	53	47	100	3.2	35	0	17	30	6	9	153	4.9
2016-17	29-7	447/15.4	41-109	.376	3-17	.176	36-47	.766	29	28	57	2.0	26	1	9	22	0	6	121	4.2
2017-18	11-0	164/14.9	18-40	.450	0-3	.000	6-8	.750	15	14	29	2.6	7	0	14	5	0	6	42	3.8
TOTAL	102-37	1699/16.7	161-428	.376	6-33	.182	107-152	.704	137	136	273	2.7	91	1	61	92	7	29	435	4.3

CAREER HIGHS

Points
12, vs. San José State (3-6-17)

Rebounds
13, vs. Central Michigan (11-24-17)

Assists
2, vs. Central Connecticut (11-27-16)

Steals
2, Three times,
Last: vs. Santa Clara (12-14-17)

Blocks
3, vs. San Diego (11-29-17)

Field Goals
5, Twice,
Last: vs. San José State (3-6-17)

Field Goal Attempts
9, vs. Central Michigan (11-24-17)

3-Point Field Goals
N/A

3-Point Field Goal Attempts
N/A

Free Throws
4, at San Diego (11-17-16)

Free Throw Attempts
5, vs. San Diego (11-29-17)

MISC. CAREER STATS

Double-figure
scoring games: 2

Double-figure
rebounding games: 2

Double-Doubles: 1



#34 BAYLEE VANDERDOES

Sophomore • 1L

6-1

Forward

Auburn, Calif.

Placer High School

Opponent	Date	gs	min	Total		3-Pointers		Free throws		Rebounds				pf	a	t/o	blk	stl	pts	avg
				fg-fga	pct	3fg-fga	pct	ft-fa	pct	off	def	tot	avg							
PRESBYTERIAN	11-10-17		16	4-7	.571	0-0	.000	0-1	.000	2	3	5	5.0	0	1	0	1	0	8	8.0
CSUN	11-14-17		7	0-1	.000	0-0	.000	0-0	.000	1	0	1	3.0	4	0	0	0	0	0	4.0
CAL STATE FULLERTON	11-18-17		18	3-5	.600	0-0	.000	2-4	.500	3	0	3	3.0	3	0	0	1	0	8	5.3
vs Central Michigan	11-24-17		29	1-9	.111	0-0	.000	1-3	.333	11	2	13	5.5	3	0	1	0	1	3	4.8
vs Tulane	11-25-17		15	0-1	.000	0-0	.000	0-0	.000	1	1	2	4.8	1	0	0	0	2	0	3.8
SAN DIEGO	11-29-17		15	1-6	.167	0-0	.000	3-5	.600	2	1	3	4.5	0	0	1	3	0	5	4.0
at Arizona	12-03-17	*	24	2-3	.667	0-0	.000	0-0	.000	1	5	6	4.7	2	0	1	1	0	4	4.0
UC IRVINE	12-08-17	*	20	0-1	.000	0-0	.000	0-0	.000	4	1	5	4.8	0	0	1	2	0	0	3.5
HOPE INTERNATIONAL	12-10-17	*	7	1-3	.333	0-0	.000	0-0	.000	2	0	2	4.4	0	0	0	0	2	2	3.3
SANTA CLARA	12-14-17	*	14	0-2	.000	0-0	.000	0-0	.000	1	1	2	4.2	1	0	0	0	2	0	3.0
at UC Santa Barbara	12-22-17		17	0-2	.000	0-0	.000	0-2	.000	0	0	0	3.8	1	0	1	0	0	2.7	
Totals		4	182	12-40	.300	0-0	.000	6-15	.400	28	14	42	3.8	15	1	5	8	7	30	2.7

Games played: 11
Minutes/game: 16.5
Points/game: 2.7
FG Pct: 30.0
FT Pct: 40.0

Rebounds/game: 3.8
Assists/game: 0.1
Turnovers/game: 0.5
Assist/turnover ratio: 0.2
Steals/game: 0.6
Blocks/game: 0.7

CAREER STATISTICS

Season	gp-gs	min/avg	Total		3-Point		F-Throws		Rebounds				Scoring							
			fg-fga	pct	fg-fga	pct	ft-fa	pct	off	def	tot	avg	pf	fo	ast	to	blk	stl	pts	avg
2016-17	23-9	312/13.6	33-67	.493	0-0	.000	23-37	.622	17	44	61	2.7	43	1	8	20	3	6	89	3.9
2017-18	11-4	182/16.5	12-40	.300	0-0	.000	6-15	.400	28	14	42	3.8	15	0	1	5	8	7	30	2.7
TOTAL	34-13	494/14.5	45-107	.421	0-0	.000	29-52	.558	45	58	103	3.0	58	1	9	25	11	13	119	3.5

CAREER HIGHS

Points
8, vs. Biola (12-28-16)

Rebounds
5, at Cal State Fullerton (12-22-16)

Assists
2, vs. Central Connecticut (11-27-16)

Steals
2, vs. Biola (12-28-16)

Blocks
2, vs. Hope Int'l (12-10-17)

Field Goals
4, vs. Biola (12-28-16)

Field Goal Attempts
10, at New Mexico (12-31-16)

3-Point Field Goals
N/A

3-Point Field Goal Attempts
1, Three times
Last: vs. UT Arlington (11-26-16)

Free Throws
2, Three times,
Last: at Arizona (12-3-17)

Free Throw Attempts
3, at Nevada (2-11-17)

MISC. CAREER STATS

Double-figure
scoring games: 0

Double-figure
rebounding games: 0



#40 MONIQUE TERRY

Sophomore • 1L

6-2

Forward

San Antonio, Texas

Brennan HS

Opponent	Date	gs	min	Total		3-Pointers		Free throws		Rebounds					pts	avg				
				fg-fga	pct	3fg-fga	pct	ft-fa	pct	off	def	tot	avg	pf			a	t/o	blk	stl
PRESBYTERIAN	11-10-17	7	1-1	1.000	0-0	.000	0-0	.000	1	1	2	2.0	1	0	0	0	0	2	2.0	
CSUN	11-14-17	1	0-0	.000	0-0	.000	0-0	.000	0	0	0	1.0	0	0	0	0	0	0	1.0	
CAL STATE FULLERTON	11-18-17	2	0-0	.000	0-0	.000	0-0	.000	0	0	0	0.7	0	0	0	0	0	0	0.7	
vs Central Michigan	11-24-17	11	0-0	.000	0-0	.000	0-0	.000	1	0	1	0.8	2	0	0	0	0	0	0.5	
vs Tulane	11-25-17	8	1-1	1.000	0-0	.000	0-0	.000	0	1	1	0.8	2	0	0	0	0	2	0.8	
SAN DIEGO	11-29-17	3	0-0	.000	0-0	.000	0-0	.000	1	1	2	1.0	1	0	1	0	0	0	0.7	
at Arizona	12-03-17	12	1-2	.500	0-0	.000	2-2	1.000	1	2	3	1.3	1	0	0	0	0	4	1.1	
UC IRVINE	12-08-17	2	0-0	.000	0-0	.000	0-0	.000	0	0	0	1.1	0	0	0	0	0	0	1.0	
HOPE INTERNATIONAL	12-10-17	13	1-1	1.000	0-0	.000	0-0	.000	1	1	2	1.2	2	0	1	2	1	2	1.1	
SANTA CLARA	12-14-17	3	0-0	.000	0-0	.000	0-0	.000	1	1	2	1.3	0	0	1	0	0	0	1.0	
at UC Santa Barbara	12-22-17	dnp	-	-	-	-	-	-	-	-	-	-	-	-	-	-	-	-	-	
Totals		0	62	4-5	.800	0-0	.000	2-2	1.000	6	7	13	1.3	9	0	3	2	1	10	1.0

Games played: 10
Minutes/game: 6.2
Points/game: 1.0
FG Pct: 80.0
FT Pct: 100.0

Rebounds/game: 1.3
Turnovers/game: 0.3
Steals/game: 0.1
Blocks/game: 0.2

CAREER STATISTICS

Season	gp-gs	min/avg	Total		3-Point		F-Throws		Rebounds					Scoring						
			fg-fga	pct	fg-fga	pct	ft-fa	pct	off	def	tot	avg	pf	fo	ast	to	blk	stl	pts	avg
2016-17	28-10	344/12.3	33-62	.532	0-3	.000	10-19	.526	19	38	57	2.0	38	0	3	16	3	7	76	2.7
2017-18	10-0	62/6.2	4-5	.800	0-0	.000	2-2	1.000	6	7	13	1.3	9	0	0	3	2	1	10	1.0
TOTAL	38-10	406/10.7	37-67	.552	0-3	.000	12-21	.571	25	45	70	1.8	47	0	3	19	5	8	86	2.3

CAREER HIGHS

Points
6, Twice,
Last: vs. Hope Int'l (12-10-17)

Rebounds
5, Three times
Last: vs. UC Irvine (12-8-17)

Assists
2, vs. Hope International (12-10-17)

Steals
2, vs. UC Irvine (12-8-17)

Blocks
2, vs. UC Irvine (12-8-17)

Field Goals
3, Twice,
Last: Hope Int'l (12-10-17)

Field Goal Attempts
5, Twice,
Last: vs. UC Irvine (12-8-17)

3-Point Field Goals
N/A

3-Point Field Goal Attempts
N/A

Free Throws
1, vs. San Diego Christian (11-14-16)

Free Throw Attempts
2, Twice,
Last: at UC Santa Barbara (12-22-17)

MISC. CAREER STATS

Double-figure scoring games: 0

Double-figure rebounding games: 0



#45 NAOMI EKWEDIKE

Sophomore • SQ

6-6

Center

Lagos, Nigeria

Potter's House Christian Academy

Opponent	Date	gs	min	Total		3-Pointers		Free throws		Rebounds					pts	avg				
				fg-fga	pct	3fg-fga	pct	ft-fa	pct	off	def	tot	avg	pf			a	t/o	blk	stl
PRESBYTERIAN	11-10-17	7	2-2	1.000	0-0	.000	0-0	.000	0	1	1	1.0	1	0	2	0	0	4	4.0	
CSUN	11-14-17	8	0-0	.000	0-0	.000	0-0	.000	1	4	5	3.0	1	0	0	0	0	0	2.0	
CAL STATE FULLERTON	11-18-17	8	0-1	.000	0-0	.000	0-0	.000	2	3	5	3.7	2	0	1	0	0	0	1.3	
vs Central Michigan	11-24-17	dnp	-	-	-	-	-	-	-	-	-	-	-	-	-	-	-	-	-	
vs Tulane	11-25-17	9	2-5	.400	0-0	.000	0-0	.000	2	1	3	3.5	0	1	1	0	0	4	2.0	
SAN DIEGO	11-29-17	7	0-0	.000	0-0	.000	0-0	.000	0	1	1	3.0	1	1	0	0	0	0	1.6	
at Arizona	12-03-17	dnp	-	-	-	-	-	-	-	-	-	-	-	-	-	-	-	-	-	
UC IRVINE	12-08-17	11	3-5	.600	0-0	.000	0-0	.000	0	5	5	3.3	2	0	0	2	2	6	2.3	
HOPE INTERNATIONAL	12-10-17	12	3-4	.750	0-0	.000	0-0	.000	1	2	3	3.3	2	2	1	0	0	6	2.9	
SANTA CLARA	12-14-17	10	1-2	.500	0-0	.000	0-0	.000	0	1	1	3.0	3	0	1	0	0	2	2.8	
at UC Santa Barbara	12-22-17	* 15	2-3	.667	0-0	.000	0-2	.000	2	2	4	3.1	5	1	2	1	0	4	2.9	
Totals		1	87	13-22	.591	0-0	.000	0-2	.000	8	20	28	3.1	17	5	8	3	2	26	2.9

Games played: 9
Minutes/game: 9.7
Points/game: 2.9
FG Pct: 59.1
FT Pct: 0.0

Rebounds/game: 3.1
Assists/game: 0.6
Turnovers/game: 0.9
Assist/turnover ratio: 0.6
Steals/game: 0.2
Blocks/game: 0.3

CAREER STATISTICS

Season	gp-gs	min/avg	Total		3-Point		F-Throws		Rebounds					Scoring						
			fg-fga	pct	fg-fga	pct	ft-fa	pct	off	def	tot	avg	pf	fo	ast	to	blk	stl	pts	avg
2016-17	9-0	63/7.0	8-19	.421	0-0	.000	1-3	.333	5	6	11	1.2	10	0	0	13	0	0	17	1.9
2017-18	9-1	87/9.7	13-22	.591	0-0	.000	0-2	.000	8	20	28	3.1	17	1	5	8	3	2	26	2.9
TOTAL	18-1	150/8.3	21-41	.512	0-0	.000	1-5	.200	13	26	39	2.2	27	1	5	21	3	2	43	2.4

2017 STATISTICS - OVERALL SEASON STATS

Overall record: 6-5 Conf: 0-0 Home: 5-2 Away: 1-1 Neutral: 0-2

#	Player	gp-gs	min	avg	Total		3-Point		F-Throw		Rebounds				pf	dq	a	to	blk	stl	pts	avg
					fg-fga	fg%	3fg-fga	3fg%	ft-fa	ft%	off	def	tot	avg								
15	FORT, McKynzie	10-10	323	32.3	58-127	.457	6-19	.316	36-47	.766	17	33	50	5.0	14	0	33	29	1	12	158	15.8
10	MURRAY, Naje	11-1	186	16.9	37-85	.435	24-54	.444	14-15	.933	1	18	19	1.7	23	1	9	16	0	7	112	10.2
22	THORDERSON, Lexy	11-11	252	22.9	30-76	.395	28-67	.418	7-11	.636	6	27	33	3.0	17	0	5	9	3	8	95	8.6
20	GOMEZ, Geena	11-11	312	28.4	34-94	.362	15-42	.357	10-14	.714	7	27	34	3.1	19	0	51	29	1	11	93	8.5
01	LARK, Khalia	11-11	265	24.1	23-70	.329	13-37	.351	8-13	.615	16	37	53	4.8	16	0	8	19	2	7	67	6.1
05	ADAMS, Te'a	11-0	143	13.0	20-75	.267	3-28	.107	7-12	.583	5	21	26	2.4	10	0	18	14	1	13	50	4.5
30	GREENHOUSE, Chey	11-0	164	14.9	18-40	.450	0-3	.000	6-8	.750	15	14	29	2.6	7	0	14	5	0	6	42	3.8
34	VANDERDOES, Bayle	11-4	182	16.5	12-40	.300	0-0	.000	6-15	.400	28	14	42	3.8	15	0	1	5	8	7	30	2.7
45	EKWEDIKE, Naomi	9-1	87	9.7	13-22	.591	0-0	.000	0-2	.000	8	20	28	3.1	17	1	5	8	3	2	26	2.9
11	GOMEZ, Arantxa	9-6	106	11.8	8-14	.571	0-0	.000	0-2	.000	8	15	23	2.6	13	0	0	6	6	1	16	1.8
03	BOJORQUEZ, Jenay	5-0	57	11.4	5-17	.294	1-1	1.000	2-3	.667	1	6	7	1.4	7	0	3	6	0	2	13	2.6
40	TERRY, Monique	10-0	62	6.2	4-5	.800	0-0	.000	2-2	1.000	6	7	13	1.3	9	0	0	3	2	1	10	1.0
24	EDWARDS, Kiara	4-0	30	7.5	4-11	.364	0-1	.000	0-0	.000	2	8	10	2.5	0	0	0	3	0	0	8	2.0
21	LOWE, Abby	2-0	20	10.0	2-4	.500	1-3	.333	0-2	.000	1	3	4	2.0	2	0	1	1	0	1	5	2.5
00	VILLA, Kennedi	3-0	13	4.3	0-0	.000	0-0	.000	1-2	.500	0	3	3	1.0	1	0	1	0	0	0	1	0.3
13	BROWN, Allison	1-0	16	16.0	0-2	.000	0-2	.000	0-0	.000	0	1	1	1.0	1	0	0	3	1	0	0	0.0
23	GOMEZ, Loli	3-0	5	1.7	0-1	.000	0-0	.000	0-0	.000	0	0	0	0.0	0	0	1	2	0	0	0	0.0
Team											19	25	44				4					
Total.....		11	2223		268-683	.392	91-257	.354	99-148	.669	140	279	419	38.1	171	2	150	162	28	78	726	66.0
Opponents.....		11	2225		274-668	.410	85-265	.321	98-141	.695	123	286	409	37.2	155	-	182	159	31	77	731	66.5

TEAM STATISTICS	SDSU	OPP	Date	Opponent	Score	Att.
SCORING	726	731	11-10-17	PRESBYTERIAN	w 77-50	464
Points per game	66.0	66.5	11-14-17	CSUN	w 58-55	366
Scoring margin	-0.5	-	11-18-17	CAL STATE FULLERTON	w 59-58	1108
FIELD GOALS-ATT	268-683	274-668	^ 11-24-17	vs Central Michigan	Lot 76-85	0
Field goal pct	.392	.410	^ 11-25-17	vs Tulane	L 46-80	0
3 POINT FG-ATT	91-257	85-265	11-29-17	SAN DIEGO	w 77-76	790
3-point FG pct	.354	.321	12-03-17	at Arizona	w 78-67	1555
3-pt FG made per game	8.3	7.7	12-08-17	UC IRVINE	L 65-67	4148
FREE THROWS-ATT	99-148	98-141	12-10-17	HOPE INTERNATIONAL	w 92-68	588
Free throw pct	.669	.695	12-14-17	SANTA CLARA	L 34-48	617
F-Throws made per game	9.0	8.9	12-22-17	at UC Santa Barbara	L 64-77	638
REBOUNDS	419	409	^ = Junkanoo Jam - Bimini, Bahamas			
Rebounds per game	38.1	37.2	* = Mountain West game			
Rebounding margin	+0.9	-				
ASSISTS	150	182				
Assists per game	13.6	16.5				
TURNOVERS	162	159				
Turnovers per game	14.7	14.5				
Turnover margin	-0.3	-				
Assist/turnover ratio	0.9	1.1				
STEALS	78	77				
Steals per game	7.1	7.0				
BLOCKS	28	31				
Blocks per game	2.5	2.8				
ATTENDANCE	8081	2193				
Home games-Avg/Game	7-1154	2-1096				
Neutral site-Avg/Game	-	2-0				

Score by Periods	1st	2nd	3rd	4th	OT	Totals
San Diego State	169	194	170	190	3	726
Opponents	169	152	203	195	12	731

Home games

RECORD:	OVERALL	HOME	AWAY	NEUTRAL
ALL GAMES	5-2	5-2	0-0	0-0
CONFERENCE	0-0	0-0	0-0	0-0
NON-CONFERENCE	5-2	5-2	0-0	0-0

#	Player	gp-gs	min	avg	Total			3-Point		F-Throw		Rebounds				a	to	blk	stl	pts	avg	
					fg-fga	fg%	3fg-fga	3fg%	ft-fita	ft%	off	def	tot	avg	pf							dq
15	FORT, McKynzie	6-6	194	32.3	36-79	.456	5-14	.357	22-29	.759	15	22	37	6.2	5	0	21	21	1	8	99	16.5
10	MURRAY, Naje	7-1	116	16.6	27-56	.482	17-37	.459	4-5	.800	1	11	12	1.7	15	0	7	14	0	4	75	10.7
22	THORDERSON, Lexy	7-7	160	22.9	21-55	.382	20-49	.408	4-7	.571	4	22	26	3.7	12	0	4	5	2	8	66	9.4
20	GOMEZ, Geena	7-7	196	28.0	20-55	.364	7-25	.280	4-5	.800	5	19	24	3.4	13	0	34	20	1	10	51	7.3
01	LARK, Khalia	7-7	174	24.9	15-48	.313	10-28	.357	2-4	.500	10	28	38	5.4	7	0	5	13	2	5	42	6.0
05	ADAMS, Te'a	7-0	96	13.7	15-51	.294	2-18	.111	3-5	.600	1	18	19	2.7	6	0	16	9	1	10	35	5.0
34	VANDERDOES, Bayle	7-3	97	13.9	9-25	.360	0-0	.000	5-10	.500	15	6	21	3.0	8	0	1	2	7	4	23	3.3
30	GREENHOUSE, Chey	7-0	92	13.1	10-26	.385	0-3	.000	1-2	.500	9	8	17	2.4	3	0	11	3	0	5	21	3.0
45	EKWEDIKE, Naomi	7-0	63	9.0	9-14	.643	0-0	.000	0-0	.000	4	17	21	3.0	12	0	3	5	2	2	18	2.6
11	GOMEZ, Arantxa	6-4	85	14.2	8-13	.615	0-0	.000	0-2	.000	6	12	18	3.0	8	0	0	4	6	1	16	2.7
24	EDWARDS, Kiara	3-0	22	7.3	3-6	.500	0-0	.000	0-0	.000	1	6	7	2.3	0	0	0	3	0	0	6	2.0
03	BOJORQUEZ, Jenay	3-0	38	12.7	2-8	.250	1-1	1.000	0-0	.000	0	5	5	1.7	6	0	2	3	0	1	5	1.7
40	TERRY, Monique	7-0	31	4.4	2-2	1.000	0-0	.000	0-0	.000	4	4	8	1.1	4	0	0	3	2	1	4	0.6
00	VILLA, Kennedy	2-0	10	5.0	0-0	.000	0-0	.000	1-2	.500	0	1	1	0.5	0	0	1	0	0	0	1	0.5
13	BROWN, Allison	1-0	16	16.0	0-2	.000	0-2	.000	0-0	.000	0	1	1	1.0	1	0	0	3	1	0	0	0.0
21	LOWE, Abby	1-0	8	8.0	0-1	.000	0-1	.000	0-0	.000	0	1	1	1.0	1	0	1	0	0	0	0	0.0
23	GOMEZ, Loli	1-0	2	2.0	0-0	.000	0-0	.000	0-0	.000	0	0	0	0.0	0	0	1	1	0	0	0	0.0
Team											14	14	28				4					
Total.....		7	1400		177-441	.401	62-178	.348	46-71	.648	89	195	284	40.6	101	0	107	113	25	59	462	66.0
Opponents.....		7	1400		160-417	.384	44-160	.275	58-88	.659	69	176	245	35.0	86	-	110	105	22	61	422	60.3

Score by Periods	1st	2nd	3rd	4th	Totals
San Diego State	111	120	118	113	462
Opponents	90	87	120	125	422

Away/Neutral Games

RECORD:	OVERALL	HOME	AWAY	NEUTRAL
ALL GAMES	1-3	0-0	1-1	0-2
CONFERENCE	0-0	0-0	0-0	0-0
NON-CONFERENCE	1-3	0-0	1-1	0-2

#	Player	gp-gs	min	avg	Total			3-Point		F-Throw		Rebounds				a	to	blk	stl	pts	avg	
					fg-fga	fg%	3fg-fga	3fg%	ft-fita	ft%	off	def	tot	avg	pf							dq
15	FORT, McKynzie	4-4	129	32.2	22-48	.458	1-5	.200	14-18	.778	2	11	13	3.3	9	0	12	8	0	4	59	14.8
20	GOMEZ, Geena	4-4	116	29.0	14-39	.359	8-17	.471	6-9	.667	2	8	10	2.5	6	0	17	9	0	1	42	10.5
10	MURRAY, Naje	4-0	70	17.5	10-29	.345	7-17	.412	10-10	1.000	0	7	7	1.8	8	1	2	2	0	3	37	9.3
22	THORDERSON, Lexy	4-4	92	23.0	9-21	.429	8-18	.444	3-4	.750	2	5	7	1.8	5	0	1	4	1	0	29	7.3
01	LARK, Khalia	4-4	91	22.8	8-22	.364	3-9	.333	6-9	.667	6	9	15	3.8	9	0	3	6	0	2	25	6.3
30	GREENHOUSE, Chey	4-0	72	18.0	8-14	.571	0-0	.000	5-6	.833	6	6	12	3.0	4	0	3	2	0	1	21	5.3
05	ADAMS, Te'a	4-0	47	11.8	5-24	.208	1-10	.100	4-7	.571	4	3	7	1.8	4	0	2	5	0	3	15	3.8
45	EKWEDIKE, Naomi	2-1	24	12.0	4-8	.500	0-0	.000	0-2	.000	4	3	7	3.5	5	1	2	3	1	0	8	4.0
03	BOJORQUEZ, Jenay	2-0	19	9.5	3-9	.333	0-0	.000	2-3	.667	1	1	2	1.0	1	0	1	3	0	1	8	4.0
34	VANDERDOES, Bayle	4-1	85	21.3	3-15	.200	0-0	.000	1-5	.200	13	8	21	5.3	7	0	0	3	1	3	7	1.8
40	TERRY, Monique	3-0	31	10.3	2-3	.667	0-0	.000	2-2	1.000	2	3	5	1.7	5	0	0	0	0	0	6	2.0
21	LOWE, Abby	1-0	12	12.0	2-3	.667	1-2	.500	0-2	.000	1	2	3	3.0	1	0	0	1	0	1	5	5.0
24	EDWARDS, Kiara	1-0	8	8.0	1-5	.200	0-1	.000	0-0	.000	1	2	3	3.0	0	0	0	0	0	0	2	2.0
11	GOMEZ, Arantxa	3-2	21	7.0	0-1	.000	0-0	.000	0-0	.000	2	3	5	1.7	5	0	0	2	0	0	0	0.0
00	VILLA, Kennedy	1-0	3	3.0	0-0	.000	0-0	.000	0-0	.000	0	2	2	2.0	1	0	0	0	0	0	0	0.0
23	GOMEZ, Loli	2-0	3	1.5	0-1	.000	0-0	.000	0-0	.000	0	0	0	0.0	0	0	0	1	0	0	0	0.0
Team											5	11	16									
Total.....		4	823		91-242	.376	29-79	.367	53-77	.688	51	84	135	33.8	70	2	43	49	3	19	264	66.0
Opponents.....		4	825		114-251	.454	41-105	.390	40-53	.755	54	110	164	41.0	69	-	72	54	9	16	309	77.2

Score by Periods	1st	2nd	3rd	4th	OT	Totals
San Diego State	58	74	52	77	3	264
Opponents	79	65	83	70	12	309

Games won

Overall record: 6-0 Conf: 0-0 Home: 5-0 Away: 1-0 Neutral: 0-0

#	Player	gp-gs	min	avg	Total		3-Point		F-Throw		Rebounds				pf	dq	a	to	bik	stl	pts	avg
					fg-fga	fg%	3fg-fga	3fg%	ft-fa	ft%	off	def	tot	avg								
15	FORT, McKynzie	5-5	159	31.8	35-69	.507	5-10	.500	24-31	.774	10	21	31	6.2	5	0	19	11	1	8	99	19.8
10	MURRAY, Najie	6-1	98	16.3	24-50	.480	17-32	.531	4-4	1.000	1	9	10	1.7	9	0	6	11	0	4	69	11.5
22	THORDERSON, Lexy	6-6	141	23.5	21-44	.477	19-38	.500	4-6	.667	2	18	20	3.3	8	0	4	3	2	7	65	10.8
20	GOMEZ, Geena	6-6	162	27.0	16-41	.390	8-24	.333	4-5	.800	3	16	19	3.2	10	0	31	16	1	3	44	7.3
01	LARK, Khalia	6-6	147	24.5	12-41	.293	10-22	.455	3-6	.500	9	27	36	6.0	9	0	7	12	2	5	37	6.2
05	ADAMS, Te'a	6-0	80	13.3	13-40	.325	2-15	.133	3-5	.600	2	15	17	2.8	6	0	15	8	1	8	31	5.2
34	VANDERDOES, Bayle	6-2	87	14.5	11-25	.440	0-0	.000	5-10	.500	11	9	20	3.3	9	0	1	2	6	2	27	4.5
30	GREENHOUSE, Chey	6-0	88	14.7	11-23	.478	0-2	.000	3-4	.750	7	9	16	2.7	4	0	8	3	0	4	25	4.2
11	GOMEZ, Arantxa	4-4	65	16.3	7-12	.583	0-0	.000	0-0	.000	6	7	13	3.3	7	0	0	2	4	0	14	3.5
45	EKWEDIKE, Naomi	5-0	42	8.4	5-7	.714	0-0	.000	0-0	.000	4	11	15	3.0	7	0	3	4	0	0	10	2.0
40	TERRY, Monique	6-0	38	6.3	3-4	.750	0-0	.000	2-2	1.000	4	5	9	1.5	5	0	0	2	2	1	8	1.3
24	EDWARDS, Kiara	2-0	19	9.5	3-6	.500	0-0	.000	0-0	.000	1	6	7	3.5	0	0	0	3	0	0	6	3.0
03	BOJORQUEZ, Jenay	3-0	38	12.7	2-8	.250	1-1	1.000	0-0	.000	0	5	5	1.7	6	0	2	3	0	1	5	1.7
00	VILLA, Kennedi	2-0	10	5.0	0-0	.000	0-0	.000	1-2	.500	0	1	1	0.5	0	0	1	0	0	0	1	0.5
13	BROWN, Allison	1-0	16	16.0	0-2	.000	0-2	.000	0-0	.000	0	1	1	1.0	1	0	0	3	1	0	0	0.0
21	LOWE, Abby	1-0	8	8.0	0-1	.000	0-1	.000	0-0	.000	0	1	1	1.0	1	0	1	0	0	0	0	0.0
23	GOMEZ, Loli	1-0	2	2.0	0-0	.000	0-0	.000	0-0	.000	0	0	0	0.0	0	0	1	1	0	0	0	0.0
Team											8	12	20				3					
Total.....		6	1200		163-373	.437	62-147	.422	53-75	.707	68	173	241	40.2	87	0	99	87	20	43	441	73.5
Opponents.....		6	1200		143-376	.380	42-153	.275	46-67	.687	64	143	207	34.5	79	-	95	84	16	45	374	62.3

TEAM STATISTICS	SDSU	OPP	Date	Opponent	Score	Att.
SCORING	441	374	11-10-17	PRESBYTERIAN	w 77-50	464
Points per game	73.5	62.3	11-14-17	CSUN	w 58-55	366
Scoring margin	+11.2	-	11-18-17	CAL STATE FULLERTON	w 59-58	1108
FIELD GOALS-ATT	163-373	143-376	11-29-17	SAN DIEGO	w 77-76	790
Field goal pct	.437	.380	12-03-17	at Arizona	w 78-67	1555
3 POINT FG-ATT	62-147	42-153	12-10-17	HOPE INTERNATIONAL	w 92-68	588
3-point FG pct	.422	.275				
3-pt FG made per game	10.3	7.0				

Games lost

RECORD:	OVERALL	HOME	AWAY	NEUTRAL
ALL GAMES	0-5	0-2	0-1	0-2
CONFERENCE	0-0	0-0	0-0	0-0
NON-CONFERENCE	0-5	0-2	0-1	0-2

#	Player	gp-gs	min	avg	Total		3-Point		F-Throw		Rebounds				pf	dq	a	to	bik	stl	pts	avg
					fg-fga	fg%	3fg-fga	3fg%	ft-fa	ft%	off	def	tot	avg								
15	FORT, McKynzie	5-5	164	32.8	23-58	.397	1-9	.111	12-16	.750	7	12	19	3.8	9	0	14	18	0	4	59	11.8
20	GOMEZ, Geena	5-5	150	30.0	18-53	.340	7-18	.389	6-9	.667	4	11	15	3.0	9	0	20	13	0	8	49	9.8
10	MURRAY, Najie	5-0	88	17.6	13-35	.371	7-22	.318	10-11	.909	0	9	9	1.8	14	1	3	5	0	3	43	8.6
01	LARK, Khalia	5-5	118	23.6	11-29	.379	3-15	.200	5-7	.714	7	10	17	3.4	7	0	1	7	0	2	30	6.0
22	THORDERSON, Lexy	5-5	111	22.2	9-32	.281	9-29	.310	3-5	.600	4	9	13	2.6	9	0	1	6	1	1	30	6.0
05	ADAMS, Te'a	5-0	63	12.6	7-35	.200	1-13	.077	4-7	.571	3	6	9	1.8	4	0	3	6	0	5	19	3.8
30	GREENHOUSE, Chey	5-0	76	15.2	7-17	.412	0-1	.000	3-4	.750	8	5	13	2.6	3	0	6	2	0	2	17	3.4
45	EKWEDIKE, Naomi	4-1	45	11.3	8-15	.533	0-0	.000	0-2	.000	4	9	13	3.3	10	1	2	4	3	2	16	4.0
03	BOJORQUEZ, Jenay	2-0	19	9.5	3-9	.333	0-0	.000	2-3	.667	1	1	2	1.0	1	0	1	3	0	1	8	4.0
21	LOWE, Abby	1-0	12	12.0	2-3	.667	1-2	.500	0-2	.000	1	2	3	3.0	1	0	0	1	0	1	5	5.0
34	VANDERDOES, Bayle	5-2	95	19.0	1-15	.067	0-0	.000	1-5	.200	17	5	22	4.4	6	0	0	3	2	5	3	0.6
11	GOMEZ, Arantxa	5-2	41	8.2	1-2	.500	0-0	.000	0-2	.000	2	8	10	2.0	6	0	0	4	2	1	2	0.4
40	TERRY, Monique	4-0	24	6.0	1-1	1.000	0-0	.000	0-0	.000	2	2	4	1.0	4	0	0	1	0	0	2	0.5
24	EDWARDS, Kiara	2-0	11	5.5	1-5	.200	0-1	.000	0-0	.000	1	2	3	1.5	0	0	0	0	0	0	2	1.0
00	VILLA, Kennedi	1-0	3	3.0	0-0	.000	0-0	.000	0-0	.000	0	2	2	2.0	1	0	0	0	0	0	0	0.0
23	GOMEZ, Loli	2-0	3	1.5	0-1	.000	0-0	.000	0-0	.000	0	0	0	0.0	0	0	0	1	0	0	0	0.0
Team											11	13	24				1					
Total.....		5	1023		105-310	.339	29-110	.264	46-73	.630	72	106	178	35.6	84	2	51	75	8	35	285	57.0
Opponents.....		5	1025		131-292	.449	43-112	.384	52-74	.703	59	143	202	40.4	76	-	87	75	15	32	357	71.4

Score by Periods	1st	2nd	3rd	4th	OT	Totals
San Diego State	62	83	61	76	3	285
Opponents	82	71	102	90	12	357

TEAM STATISTICS

Opponent	Date	Score		Total		3-Pointers		Free throws		Rebounds				pf	a	t/o	blk	stl	pts	avg
				fg-fga	pct	3fg-fga	pct	ft-fta	pct	off	def	tot	avg							
PRESBYTERIAN	11-10-17	77-50	W	30-60	.500	12-26	.462	5-7	.714	9	36	45	45.0	13	22	18	2	7	77	77.0
CSUN	11-14-17	58-55	W	21-64	.328	11-29	.379	5-7	.714	11	28	39	42.0	17	15	17	5	10	58	67.5
CAL STATE FULLERTON	11-18-17	59-58	W	23-61	.377	8-22	.364	5-9	.556	15	27	42	42.0	18	9	14	4	7	59	64.7
vs Central Michigan	11-24-17	76-85	Lot	26-82	.317	9-30	.300	15-21	.714	21	19	40	41.5	20	13	4	0	6	76	67.5
vs Tulane	11-25-17	46-80	L	17-56	.304	5-16	.313	7-13	.538	13	23	36	40.4	15	7	19	1	7	46	63.2
SAN DIEGO	11-29-17	77-76	W	28-67	.418	7-18	.389	14-24	.583	16	22	38	40.0	17	16	12	4	5	77	65.5
at Arizona	12-03-17	78-67	W	23-50	.460	11-21	.524	21-25	.840	7	29	36	39.4	12	12	10	1	3	78	67.3
UC IRVINE	12-08-17	65-67	L	24-59	.407	8-24	.333	9-12	.750	16	25	41	39.6	11	14	21	6	7	65	67.0
HOPE INTERNATIONAL	12-10-17	92-68	W	38-71	.535	13-31	.419	3-3	1.000	10	31	41	39.8	10	25	16	4	11	92	69.8
SANTA CLARA	12-14-17	34-48	L	13-59	.220	3-28	.107	5-9	.556	12	26	38	39.6	15	6	15	0	12	34	66.2
at UC Santa Barbara	12-22-17	64-77	L	25-54	.463	4-12	.333	10-18	.556	10	13	23	38.1	23	11	16	1	3	64	66.0
San Diego State		726		268-683	.392	91-257	.354	99-148	.669	140	279	419	38.1	171	150	162	28	78	726	66.0
Opponents		731		274-668	.410	85-265	.321	98-141	.695	123	286	409	37.2	155	182	159	31	77	731	66.5

Games played: 11
 Points/game: 66.0
 FG Pct: 39.2
 3FG Pct: 35.4
 FT Pct: 66.9

Rebounds/game: 38.1
 Assists/game: 13.6
 Turnovers/game: 14.7
 Assist/turnover ratio: 0.9
 Steals/game: 7.1
 Blocks/game: 2.5

► 2017-18 AZTEC GAME-BY-GAME POINTS-REBOUNDS-ASSISTS

Opponent	0 Kennedi Villa	1 Khalia Lark	5 Te'a Adams	10 Najé Murray	11 Arantxa Gómez	13 Allison Brown	15 McKynzie Fort	20 Geena Gomez	21 Abby Lowe	22 Lexy Thorderson	23 Loli Gomez	24 Kiara Edwards	30 Cheyenne Greenhouse	34 Baylee Vanderdoes	40 Monique Terry	45 Naomi Ekwedike
Presbyterian	1-0-1	0-4-1	4-0-2	14-3-1	4-3-0	DNP	16-7-2	6-2-6	DNP	12-6-2	DNP	0-2-0	6-4-4	8-5-1	2-2-0	4-1-0
CSUN	DNP	13-9-1	0-0-0	5-0-0	2-5-0	DNP	16-6-3	2-2-10	DNP	17-6-1	DNP	DNP	0-1-0	0-1-0	0-0-0	0-5-0
Cal State Fullerton	DNP	3-10-1	2-1-3	11-0-0	0-2-0	DNP	17-6-4	7-6-1	DNP	6-2-0	DNP	DNP	3-3-0	8-3-0	0-0-0	0-5-0
Central Michigan	DNP	2-4-0	5-1-1	12-0-0	0-1-0	DNP	21-3-3	15-6-7	DNP	12-3-0	0-0-0	DNP	4-3-2	3-13-0	0-1-0	DNP
Tulane	0-2-0	2-1-1	5-2-0	0-2-0	0-3-0	DNP	2-3-3	6-0-0	5-3-0	9-0-0	0-0-0	2-3-0	3-5-1	0-2-0	2-1-0	4-3-1
San Diego	DNP	0-4-1	5-4-2	10-4-1	8-3-0	DNP	24-6-8	7-5-3	DNP	16-1-0	DNP	DNP	2-0-0	5-3-0	0-2-0	0-1-1
Arizona	DNP	7-5-2	0-4-1	13-2-0	DNP	DNP	26-6-2	12-3-7	DNP	8-1-0	DNP	DNP	4-2-0	4-6-0	4-3-2	DNP
UC Irvine	DNP	10-5-0	2-3-2	10-1-1	0-3-0	DNP	16-4-3	12-2-7	DNP	9-5-0	DNP	DNP	0-1-1	0-5-0	0-0-0	6-5-0
Hope Int'l	0-1-0	14-4-1	20-8-7	16-1-4	DNP	0-1-0	DNP	10-1-4	0-1-1	6-4-1	0-0-1	6-5-0	10-6-4	2-2-0	2-2-0	6-3-2
Santa Clara	DNP	2-2-0	2-3-0	9-3-0	2-2-0	DNP	10-8-1	7-6-3	DNP	0-2-0	DNP	0-0-0	0-2-2	0-2-0	0-2-0	2-1-0
UCSB	DNP	14-5-0	5-0-0	12-3-2	0-1-0	DNP	10-1-4	9-1-3	DNP	0-3-1	DNP	DNP	10-2-2	0-0-0	DNP	4-4-1

DNP - Did Not Play

2017-18 AZTEC GAME-BY-GAME STARTERS

Game	Forward	Forward/Guard	Guard	Guard	Guard
vs. Presbyterian (W)	Gómez Ferrer	Lark	Fort	G. Gomez	Thorderson
vs. CSUN (W)	Gómez Ferrer	Lark	Fort	G. Gomez	Thorderson
vs. Cal State Fullerton (W)	Gómez Ferrer	Lark	Fort	G. Gomez	Thorderson
vs. Central Michigan (L)	Gómez Ferrer	Lark	Fort	G. Gomez	Thorderson
vs. Tulane (L)	Gómez Ferrer	Lark	Fort	G. Gomez	Thorderson
vs. San Diego (W)	Gómez Ferrer	Lark	Fort	G. Gomez	Thorderson
at Arizona (W)	Vanderdoes	Lark	Fort	G. Gomez	Thorderson
vs. UC Irvine (L)	Vanderdoes	Lark	Fort	G. Gomez	Thorderson
vs. Hope Int'l (W)	Vanderdoes	Lark	Murray	G. Gomez	Thorderson
vs. Santa Clara (L)	Vanderdoes	Lark	Fort	G. Gomez	Thorderson
at UC Santa Barbara	Ekwedike	Lark	Fort	G. Gomez	Thorderson

Lineup Records

Gómez Ferrer-Lark-Fort-G. Gomez-Thorderson	4-2
Vanderdoes-Lark-Fort-G. Gomez-Thorderson	1-2
Vanderdoes-Lark-Murray-G. Gomez-Thorderson	1-0
Ekwedike-Lark-Murray-G. Gomez-Thorderson	0-1

TEAM SUPERLATIVES

Aztec Team Highs

Points	92	vs. Hope International (12-10-17)
Field Goals Made	38	vs. Hope International (12-10-17)
Field Goal Attempts	82	vs. Central Michigan (11-24-17)
Field Goal Percentage	.500 (30-60)	vs. Presbyterian (11-10-17)
3-pt Field Goals Made	13	vs. Hope International (12-10-17)
3-pt Field Goals Attempted	31	vs. Hope International (12-10-17)
3-pt Field Goal Percentage	.524 (11-21)	at Arizona (12-3-17)
Free Throws Made	21	at Arizona (12-3-17)
Free Throw Attempts	25	at Arizona (12-3-17)
Free Throw Percentage	.840 (21-25)	at Arizona (12-3-17)
Rebounds	45	vs. Presbyterian (11-10-17)
Assists	25	vs. Hope International (12-10-17)
Steals	12	vs. Santa Clara (12-14-17)
Blocked Shots	6	vs. UC Irvine (12-8-17)
Turnovers	21	vs. UC Irvine (12-8-17)
Fouls	23	at UC Santa Barbara (12-22-17)

Aztec Team Lows

Points	34	vs. Santa Clara (12-14-17)
Field Goals Made	13	vs. Santa Clara (12-14-17)
Field Goal Attempts	50	at Arizona (12-3-17)
Field Goal Percentage	.220 (13-59)	vs. Santa Clara (12-14-17)
3-pt Field Goals Made	3	vs. Santa Clara (12-14-17)
3-pt Field Goals Attempted	12	at UC Santa Barbara (12-22-17)
3-pt Field Goal Percentage	.300 (9-30)	vs. Central Michigan (11-24-17)
Free Throws Made	3	vs. Hope International (12-10-17)
Free Throws Attempted	3	vs. Hope International (12-10-17)
Free Throw Percentage	.538 (7-13)	vs. Tulane (11-25-17)
Rebounds	23	at UC Santa Barbara (12-22-17)
Assists	6	vs. Santa Clara (12-14-17)
Steals	3	at UC Santa Barbara (12-22-17) at Arizona (12-3-17)
Blocked Shots	0	vs. Santa Clara (12-14-17) vs. Central Michigan (11-24-17)
Turnovers	4	vs. Central Michigan (11-24-17)
Fouls	12	at Arizona (12-3-17)

Aztec Scoring

First Half High	42	vs. Presbyterian (11-10-17)
First Quarter High	21	at Arizona (12-3-17)
Second Quarter High	27	vs. Central Michigan (11-24-17)
Second Half High	42	vs. San Diego (11-29-17)
Third Quarter High	23	vs. CSUN (11-14-17)
Fourth Quarter High	25	vs. San Diego (11-29-17)
First Half Low	27	vs. Tulane (11-25-17)
First Quarter Low	9	vs. Santa Clara (12-14-17)
Second Quarter Low	9	vs. Cal State Fullerton (11-18-17)
Second Half Low	19	vs. Tulane (11-25-17)
Third Quarter Low	5	vs. Tulane (11-25-17)
Fourth Quarter Low	4	vs. CSUN (11-14-17)
Largest Halftime Lead	15 (42-27)	vs. Presbyterian (11-10-17)
Largest Halftime Deficit	16 (27-43)	vs. Tulane (11-25-17)
Largest Lead	31 (71-40)	vs. Presbyterian (11-10-17)
Largest Deficit	36 (27-63)	vs. Tulane (11-25-17)
Largest Deficit in a Win	7 (40-47)	vs. Cal State Fullerton (11-18-17)
Largest Lead in a Loss	10 (35-25)	vs. UC Irvine (12-10-17)

Opponent Team Highs

Points	85	vs. Central Michigan (11-24-17)
Field Goals Made	31	vs. Tulane (11-25-17) vs. Central Michigan (11-24-17)
Field Goal Attempts	72	at Arizona (12-3-17)
Field Goal Percentage	.500 (31-62)	vs. Tulane (11-25-17)
3-pt Field Goals Made	15	vs. Tulane (11-25-17)
3-pt Field Goals Attempted	32	vs. Hope International (12-10-17)
3-pt Field Goal Percentage	.556 (15-27)	vs. Tulane (11-25-17)
Free Throws Made	18	at UC Santa Barbara (12-22-17)
Free Throws Attempted	21	at UC Santa Barbara (12-22-17)
Free Throw Percentage	.857 (18-21)	at UC Santa Barbara (12-22-17)
Rebounds	54	vs. Central Michigan (11-24-17)
Assists	22	vs. San Diego (11-29-17)
Steals	14	vs. UC Irvine (12-8-17)
Blocked Shots	8	vs. UC Irvine (12-8-17)
Turnovers	18	at UC Santa Barbara (12-22-17)
Fouls	23	vs. San Diego (11-29-17)

Opponent Team Lows

Points	48	vs. Santa Clara (12-14-17)
Field Goals Made	19	vs. Santa Clara (12-14-17)
Field Goal Attempts	50	at UC Santa Barbara (12-22-17) vs. Santa Clara (12-14-17)
Field Goal Percentage	.328 (20-61)	vs. CSUN (11-14-17)
3-pt Field Goals Made	4	vs. Santa Clara (12-14-17)
3-pt Field Goal Attempts	11	vs. Santa Clara (12-14-17)
3-pt Field Goal Percentage	.129 (4-31)	vs. Presbyterian (11-10-17)
Free Throws Made	4	vs. Presbyterian (11-10-17)
Free Throw Attempts	8	vs. Presbyterian (11-10-17)
Free Throw Percentage	.500 (4-8)	vs. Presbyterian (11-10-17)
Rebounds	26	vs. Presbyterian (11-10-17)
Assists	10	at Arizona (12-3-17)
Steals	4	vs. CSUN (11-14-17)
Blocked Shots	0	vs. Hope International (12-10-17)
Turnovers	8	at Arizona (12-3-17)
Fouls	7	vs. Cal State Fullerton (11-18-17)

Opponent Scoring

First Half High	43	vs. Tulane (11-25-17)
First Quarter High	32	vs. Tulane (11-25-17)
Second Quarter High	23	at UC Santa Barbara (12-22-17)
Second Half High	47	at UC Santa Barbara (12-22-17)
Third Quarter High	27	at UC Santa Barbara (12-22-17)
Fourth Quarter High	25	vs. San Diego (11-29-17)
First Half Low	16	vs. Santa Clara (12-14-17)
First Quarter Low	7	at UC Santa Barbara (12-22-17)
Second Quarter Low	5	vs. Santa Clara (12-14-17)
Second Half Low	23	vs. Presbyterian (11-10-17)
Third Quarter Low	12	vs. Presbyterian (11-10-17)
Fourth Quarter Low	11	vs. Presbyterian (11-10-17)
Largest Halftime Lead	16 (43-27)	vs. Tulane (11-25-17)
Largest Halftime Deficit	15 (27-42)	vs. Presbyterian (11-10-17)
Largest Lead	36 (63-27)	vs. Tulane (11-25-17)
Largest Deficit	31 (40-71)	vs. Presbyterian (11-10-17)
Largest Deficit in a Win	10 (25-35)	vs. UC Irvine (12-8-17)
Largest Lead in a Loss	7 (40-47)	vs. Cal State Fullerton (11-18-17)

Aztec Individual Highs

Points

26, McKynzie Fort at Arizona (12-3-17)

Field Goals Made

10, McKynzie Fort vs. San Diego (11-29-17)

Field Goals Attempted

19, McKynzie Fort vs. Central Michigan (11-24-17)

Field Goal Percentage (min. 5 made)

.692 (9-13), Te'a Adams vs. Hope International (12-10-17)

3-Point Field Goals Made

5, Lexy Thorderson vs. San Diego (11-29-17)

5, Lexy Thorderson vs. CSUN (11-14-17)

3-Point Field Goals Attempted

10, Lexy Thorderson vs. Central Michigan (11-24-17)

10, Lexy Thorderson vs. CSUN (11-14-17)

3-Pt Field Goal Percentage (min. 2 made)

.750 (3-4), Najé Murray at Arizona (12-3-17)

Free Throws Made

11, McKynzie Fort at Arizona (12-3-17)

Free Throws Attempted

13, McKynzie Fort at Arizona (12-3-17)

Free Throw Percentage (min 4 made)

1.000 (6-6), Najé Murray vs. Central Michigan (11-24-17)

1.000 (4-4), McKynzie Fort vs. Presbyterian (11-10-17)

Rebounds

13, Baylee Vanderdoes vs. Central Michigan (11-24-17)

Assists

10, Geena Gomez vs. CSUN (11-14-17)

Steals

4, Geena Gomez vs. Santa Clara (12-14-17)

4, Te'a Adams vs. Hope International (12-10-17)

Blocked Shots

3, Baylee Vanderdoes vs. San Diego (11-29-17)

Turnovers

6, McKynzie Fort vs. Santa Clara (12-14-17)

6, McKynzie Fort vs. UC Irvine (12-8-17)

6, Geena Gomez vs. CSUN (11-14-17)

Fouls

5, Naomi Ekwedike at UC Santa Barbara (12-22-17)

5, Najé Murray at UC Santa Barbara (12-22-17)

Opponent Individual Highs

Points

27, Kolby Morgan vs. Tulane (11-25-17)

27, Tinara Moore vs. Central Michigan (11-24-17)

Field Goals Made

11, Tinara Moore vs. Central Michigan (11-24-17)

Field Goals Attempted

21, JaLea Bennett at Arizona (12-3-17)

Field Goal Percentage (min 5 made)

.750 (6-8), Kayla Manuirirangi vs. Tulane (11-25-17)

3-Point Field Goals Made

7, Kolby Morgan vs. Tulane (11-25-17)

3-Point Field Goals Attempted

12, Julia Pihl vs. Hope International (12-10-17)

3-Pt Field Goal Percentage (min 2 made)

1.000 (2-2) Danae Miller at UC Santa Barbara (12-22-17)

1.000 (2-2) Sarah Porter at UC Santa Barbara (12-22-17)

1.000 (2-2), Vanessa DeSimone vs. Hope International (12-10-17)

1.000 (2-2), Sydney Williams vs. San Diego (11-29-17)

Free Throws Made

9, Drew Edelman at UC Santa Barbara (12-22-17)

Free Throws Attempted

10, Taylor Berry vs. Santa Clara (12-14-17)

Free Throw Percentage (min 4 made)

1.000 (9-9), Drew Edelman at UC Santa Barbara (12-22-17)

1.000 (4-4), Brooke Bayman vs. UC Irvine (12-8-17)

1.000 (4-4), Sabrina Engelstad vs. UC Irvine (12-8-17)

1.000 (4-4), Sam Thomas at Arizona (12-3-17)

1.000 (4-4), Aubrey Ward-El vs. San Diego (11-29-17)

1.000 (4-4), Presley Hudson vs. Central Michigan (11-24-17)

1.000 (4-4), Channon Fluker vs. CSUN (11-14-17)

Rebounds

19, Tinara Moore vs. Central Michigan (11-24-17)

Assists

8, Makala Roper at UC Santa Barbara (12-22-17)

Steals

4, Kacie Hall vs. Presbyterian (11-10-17)

Blocked Shots

4, Channon Fluker vs. CSUN (11-14-17)

Turnovers

6, Drew Edelman at UC Santa Barbara (12-22-17)

6, Kyla Martin vs. Santa Clara (12-14-17)

6, Presley Hudson vs. Central Michigan (11-24-17)

Fouls

5, Danae Miller at UC Santa Barbara (12-22-17)

5, Destiny Graham at Arizona (12-3-17)

5, Aubrey Ward-El vs. San Diego (11-29-17)

5, Presley Hudson vs. Central Michigan (11-24-17)

►THE LAST TIME AN AZTEC...

Scored 20-24 points

20, Te'a Adams, 12-10-17 vs. Hope International

Scored 25-29 points

26, McKynzie Fort, 12-3-17 at Arizona

Scored 30-39 points

31, Cierra Warren, 1-22-14 vs. San José State

Scored 40+ points

41, Chana Perry, 1-2-88 vs. Northern Illinois

Had 20+ rebounds

27, Chana Perry, 11-25-88 vs. Alabama State

Had 15-19 rebounds

17, Kristina Hunter, 1-11-14 vs. Air Force

Had 10-14 rebounds

10, Khalia Lark, 11-18-17 vs. Cal State Fullerton

Had 10+ assists

10, Geena Gomez, 11-14-17 vs. CSUN

Had A Double-Double

McKynzie Fort, 29 points, 11 rebounds, 1-11-17 at San José State

Had A Triple-Double

Chelsea Hopkins, 13 points, 11 rebounds, 12 assists, 3-9-13 vs. Boise State

The Last Time San Diego State ...

Had two players score 20 points in the same game

Kymerly Ellison (21) and Lexy Thorderson (21), 1-18-17 vs. UNLV

Had two players with a double-double in the same game

Erimma Amarikwa (19 points, 13 rebounds) and Cheyenne Greenhouse (19 points, 11 rebounds), 11-14-14 vs. Sacramento State

Scored 100+ points

101, vs. Colorado State (101-62), 1-25-92

Allowed 100+ points

104, vs. UCLA (56-104), 12-11-98

Won by 20+ points

24, vs. Hope International (92-68), 12-10-17

Won by 30+ points

35, vs. San Diego Christian (60-25), 12-21-15

Won by 40+ points

41, vs. Boise State (86-45), 3-9-13

Won by 50+ points

51, vs. Air Force (79-28), 1-7-09

Won in Overtime

vs. Fresno State (65-54), 2-10-16

Lost in Overtime

vs. Central Michigan (76-85), 11-24-17

►2017-18 AZTEC LEADERS

Double-Figure Scoring Games

McKynzie Fort (9), Najé Murray (8), Geena Gomez (4), Khalia Lark (4), Lexy Thorderson (4), Cheyenne Greenhouse (2), Te'a Adams (1)

SDSU High Scorer

McKynzie Fort (7), Lexy Thorderson (2), Te'a Adams (1), Khalia Lark (1)

Double-Figure Rebounding Games

Khalia Lark (1), Baylee Vanderdoes (1)

Games Led SDSU In Rebounds

McKynzie Fort (4), Khalia Lark (4), Baylee Vanderdoes (3), Te'a Adams (1), Naomi Ekwedike (1), Cheyenne Greenhouse (1), Lexy Thorderson (1)

Games Led SDSU In Assists

Geena Gomez (6), McKynzie Fort (4), Te'a Adams (1)

Games Led SDSU In Steals

McKynzie Fort (5), Te'a Adams (5), Geena Gomez (3), Khalia Lark (3), Najé Murray (3), Lexy Thorderson (3), Jenay Bojorquez (1), Cheyenne Greenhouse (1), Baylee Vanderdoes (1)

Games Led SDSU In Blocks

Baylee Vanderdoes (3), Arantxa Gómez Ferrer (2), Naomi Ekwedike (1), Cheyenne Greenhouse (1), Khalia Lark (1), Monique Terry (1), Lexy Thorderson (1)

►2017-18 SPECIALTY STATS

San Diego State/Opponent

	Points in Paint	Points off TOs	2nd Chance Points	Fast Break Points	Bench Points
vs. Presbyterian (W)	34/28	11/14	12/5	13/12	39/5
vs. CSUN (W)	10/18	9/7	5/6	4/5	8/7
vs. Cal State Fullerton (W)	26/26	11/7	11/9	9/2	26/27
vs. Central Michigan (L)	26/42	17/4	10/13	2/4	26/8
vs. Tulane (L)	18/22	6/28	9/9	2/0	27/23
vs. San Diego (W)	40/42	4/8	17/13	4/4	22/21
at Arizona (W)	18/30	5/6	6/11	5/10	21/15
vs. UC Irvine (L)	20/36	16/29	9/16	2/9	18/37
vs. Hope Int'l (W)	44/22	26/17	8/4	12/7	44/18
vs. Santa Clara (L)	18/22	9/12	4/7	6/2	15/12
at UC Santa Barbara (L)	28/38	17/19	9/12	10/12	27/21




KENNEDI VILLA
Fr. | 6-0 | G
Oakland, Calif.
St. Mary's HS

0



KHALIA LARK
Sr. | 6-0 | G/F
Irvine, Calif.
Mater Dei HS/Washington

1



TE'A ADAMS
Fr. | 5-9 | G
Kirkland, Wash.
Juanita HS

5



NAJÉ MURRAY
Fr. | 5-6 | G
Stockton, Calif.
St. Mary's HS

10



ARANTXA GÓMEZ FERRER
Jr. | 6-0 | F
Valencia, Spain
Parque Colegio Santa Ana HS

11



ALLISON BROWN
Sr. | 5-7 | G
Anaheim Hills, Calif.
Mater Dei HS

13




MCKYNZIE FORT
Jr. | 5-9 | G
Fontana, Calif.
Etiwanda HS

15



GEENA GOMEZ
Sr. | 5-8 | G
Huntington Beach, Calif.
Edison HS/St. Joseph's (Pa.)

20



ABBY LOWE
So. | 5-11 | G
Stockport, England
Barking Abbey Academy

21



LEXY THORDERSON
Sr. | 6-0 | G
Castle Rock, Colo.
Rock Canyon HS

22



LOLI GOMEZ
Jr. | 5-10 | G
Huntington Beach, Calif.
Edison HS/CSU San Bernardino

23



KIARA EDWARDS
Fr. | 6-1 | F
Surprise, Ariz.
Valley Vista HS

24



CHEYENNE GREENHOUSE
Sr. | 5-11 | G
Riverside, Calif.
Canyon Springs HS

30



BAYLEE VANDERDOES
So. | 6-1 | F
Auburn, Calif.
Placer HS

34



MONIQUE TERRY
So. | 6-2 | F
San Antonio, Texas
Brennan HS

40



NAOMI EKWEIKE
So. | 6-6 | C
Lagos, Nigeria
Potlars House Christian Academy (Fla.)

45



STACIE TERRY
Head Coach
Fifth Season
UT Arlington (1998)

HC



JESSE CLARK
Assistant Coach
Fifth Season
Pacific Union (2003)

AC



CIARA CARL
Assistant Coach
Fifth Season
Point Loma Nazarene (2005)

AC



NICK GRANT
Assistant Coach
Fourth Season
Baylor (2010)

AC