

AZTEC RECORDS



TEAM RECORDS



AZTEC TEAM RECORDS

Points

Game High - 132, vs. Utah State, 12/16/83
 Game Low - 22, at Utah, 2/20/03
 Season High - 2,600 (1988-89)
 Season Low - 1,084 (1976-77)

Scoring Average

Season High - 86.6 (2,597 points in 30 games), 1983-84
 Season Low - 52.1 (1,435 points in 27 games), 2005-06

Field Goals

Game High - 58, vs. Utah State, 12/16/83
 Game Low - 8, at Utah, 2/20/03; vs. Utah, 2/5/04
 Season High - 1,098 (1983-84)
 Season Low - 421 (1976-77)

Field Goals Attempts

Game High - 96, vs. Utah State, 12/16/83
 Game Low - 35, vs. Long Beach State, 1/23/82
 Season High - 2,228 (1988-89)
 Season Low - 1,321 (1976-77)

Field Goal Percentage

Game High - .681 (32-47), vs. Illinois State, 11/24/00
 High Half - .836, vs. Cal State Fullerton, 1/14/82
 Game Low - .188 (12-64), vs. Utah State, 1/2/16
 Season High - .494 (1098-2222), (1983-84)
 Season Low - .319 (421-1321), (1976-77)

3-Point Field Goals

Game High - 17, vs. Utah Valley State, 2/10/05
 Game Low - 0, many times, last at Santa Clara, 11/13/18
 Season High - 204 (2016-17)
 Season Low - 4 (1987-88)

3-Point Field Goal Attempts

Game High - 31, vs. Hope International, 12/10/17
 Game Low - 0, many times, last vs. Sacramento State, 11/14/14
 Season High - 639 (2016-17)
 Season Low - 24 (1987-88)

3-Point Field Goal Percentage

Game High - 1.000, many times, last: vs. New Mexico, 3/11/94
 Game Low - .000, many times, last at Santa Clara, 11/13/18
 Season High - .404 (65-161) (1991-92)
 Season Low - .146 (6-41) (1989-90)

Free Throws

Game High - 34, vs. Antelope Valley, 11/12/22
 Game Low - 0, six times, last: at UC Davis, 12/3/05
 Season High - 527 (1988-89)
 Season Low - 240 (1976-77)

Free Throw Attempts

Game High - 45, vs. Colorado, 1/9/81
 Game Low - 0, many times, last vs. Utah, 3/6/04
 Season High - 796 (1980-81)
 Season Low - 395 (1976-77)

Free Throw Percentage - (min. 10 att.)

Game High - 1.000 (20-20), vs. UCLA, 2/2/81;
 (10-10), vs. Boise State, 3/9/13
 Game Low - .000, vs. Cal State Fullerton, 1/22/90;
 vs. Wyoming, 2/14/02; at UC Davis, 12/3/05
 Season High - .756 (441-583) (2023-24)
 Season Low - .512 (264-516) (1992-93)

Rebounds

Game High - 76, vs. Pepperdine, 12/12/77
 Game Low - 14, vs. USC, 2/5/80
 Season High - 1,479 (1988-89)
 Season Low - 735 (1998-99)

Assists

Game High - 34, vs. UTEP, 1/14/84; vs. UCSB, 1/7/84
 Game Low - 1, vs. UC Irvine, 2/15/82
 Season High - 637 (1983-84)
 Season Low - 188 (1976-77)

Turnovers

Game High - 48, vs. UCLA, 2/23/79
 Game Low - 4, Twice, last vs. UNLV, 2/16/21
 Season High - 726 (1985-86)
 Season Low - 399 (2021-22), 350 (2020-21 - Shortened season)

Blocked Shots

Season High - 195 (2008-09)
 Season Low - 38 (2016-17)

Steals

Season High - 555 (1983-84)
 Season Low - 152 (2019-20), 145 (2020-21 - Shortened season)

Personal Fouls

Game High - 34, vs. Cal Poly, 12/18/76
 Game Low - 6, many times, last at Seattle, 12/11/23
 Season High - 674 (1985-86)
 Season Low - 429 (1999-00), 360 (2020-21 - Shortened season)

OPPONENT TEAM RECORDS

Points

Game High - 116, vs. Long Beach State, 3/8/86
 Game Low - 17, vs. San Diego, 12/11/78
 Season High - 2,423 (1985-86)
 Season Low - 1,467 (1976-77), 1,441 (2020-21 - Shortened Season)

Scoring Average

Season High - 78.2 (2,423 points in 31 games), 1985-86
 Season Low - 52.0 (1,559 points in 30 games), 1996-97

Field Goals

Game High - 47, vs. Long Beach State, 2/10/86
 Game Low - 6, vs. Cal State Dominguez Hills, 11/18/12
 Season High - 973 (1984-85)
 Season Low - 421 (1976-77)

Field Goal Attempts

Game High - 91, at Cal State Fullerton, 2/11/78;
 vs. Pepperdine, 12/12/77
 Game Low - 31, vs. San Diego, 12/11/78;
 vs. Cal State Dominguez Hills, 11/18/12
 Season High - 2,099 (1984-85)
 Season Low - 1,321 (1976-77)

Field Goal Percentage

Game High - .680 (34-50), at UCLA, 1/25/79
 Game Low - .190 (8-42), vs. Air Force, 1/7/09
 Season High - .490 (905-1848) (1982-83)
 Season Low - .337 (632-1877) (2012-13)

3-Point Field Goals Made

Game High - 19, vs. Colorado State, 2/1/14
 Game Low - 0, many times, last: vs. UNLV 1/25/20
 Season High - 255 (2013-14)
 Season Low - 49 (1987-88)

3-Point Field Goal Attempts

Game High - 58, at Sacramento State, 11/14/14
 Game Low - 0, many times, last vs. UNLV, 1/25/20
 Season High - 749 (2023-24)
 Season Low - 148 (1987-88)

3-Point Field Goal Percentage

Game High (min. 7) - .889 (8-9), at Pacific, 3/4/89
 Game Low - .000, many times, last vs. UNLV, 1/25/20
 Season High - .385, 119-309 (2005-06)
 Season Low - .269, 76-283 (1996-97)

Free Throws

Game High - 37, at Wichita State, 11/19/05
 Game Low - 0, Many times, last at Wyoming (1/10/24)
 Season High - 462 (2011-12)
 Season Low - 219 (1981-82)

Free Throw Attempts

Game High - 50, at Wichita State, 11/19/05
 Game Low - 0, Many times, last at Wyoming (1/10/24)
 Season High - 743 (1994-95)
 Season Low - 350 (1981-82), 332 (2020-21 - Shortened season)

Free Throw Percentage

Game High (min. 10) - 1.000 (18-18), vs. Cal State Northridge,
 12/28/03; (17-17) at Nevada (2/9/23); (12-12) vs. Wyoming
 (2-18-23); (12-12) at UC Davis, 12/3/05
 Game Low (min 10 att.) - .154 (2-13), vs. UNLV, 1/29/00
 Season High - .764 (386-505) (2022-23)
 Season Low - .601 (252-419) (1979-80)

Rebounds

Game High - 71, at Cal State Fullerton, 1/25/83
 Game Low - 14, vs. Arizona, 1/31/81
 Season High - 1,291 (1977-78)
 Season Low - 894 (1978-79), 885 (2020-21 - Shortened season)

AZTEC TEAM SCORING RECORDS

Largest Victory Margin

(81) 98-17 vs. San Diego1978-79
 (75) 112-37 vs. Hardin-Simmons1984-85
 (70) 111-41 vs. Lewis-Clark State1983-84
 (68) 132-64 vs. Utah State1983-84
 (62) 97-35 vs. Fresno State1994-95

Largest Losing Margin

(65) 38-103 vs. Cal Poly Pomona1976-77
 (64) 45-109 vs. Stanford1989-90
 (60) 44-104 vs. UCLA1977-78
 (60) 30-90 vs. UCLA1978-79
 (59) 41-100 at UNLV2023-24

100-Point Games (Opponent Score)

132 vs. Utah State (64)1983-84
 122 vs. UCSB (62)1983-84
 116 vs. Texas-El Paso (59)1983-84
 112 vs. Hardin-Simmons (37)1984-85
 111 vs. Lewis-Clark State (41)1983-84
 105 vs. Texas-El Paso (72)1982-83
 104 vs. Arizona State (82)1984-85
 103 vs. Pepperdine (81)1983-84
 103 vs. Northern Illinois (92)1987-88
 101 vs. Pacific (58)1987-88
 101 vs. McNeese State (55)1990-91
 101 vs. Colorado State (62)1991-92

INDIVIDUAL RECORDS



Chelsea Hopkins led the nation with an incredible four triple-doubles during her senior season in 2012-13.

Games Played

Season - 36 by Diena Pels, Monica Rebbe, Heidi Bauer, 1980-81
 Career - 141, Sophia Ramos, 2019-23

Minutes Played

Game - 50, Michelle Miles at UTEP, 1/19/91
 Season - 1,244, Judy Porter, 1980-81
 Career - 4,915, Sophia Ramos, 2019-23

Points

Game - 46, Tina Hutchinson vs. Cal State Fullerton, 1/10/84
 Season - 898, Tina Hutchinson, 1983-84
 Career - 2,318, Judy Porter, 1980-83

Scoring Average

Season - 29.9, Tina Hutchinson, 1983-84 (898/30 games)
 Career - 23.3, Chana Perry, 1988-89 (1,445/62 games)

Field Goals

Game - 20, Tina Hutchinson vs. Utah State, 12/16/83;
 Chana Perry vs. Fresno State, 1/14/89
 Season - 383, Tina Hutchinson, 1983-84
 Career - 882, Judy Porter, 1980-83

Field Goal Attempts

Game - 38, Tina Hutchinson at Long Beach State, 3/7/84
 Season - 717, Tina Hutchinson, 1983-84
 Career - 1,693, Sophia Ramos, 2019-23

Field Goal Percentage

Game (Min. 10 att.) - 1.000 (10-10), Heidi Bauer vs. Arizona, 2/26/82
 Season (Min. 150 att.) - .667 (156-234), Michelle Suman, 1991-92
 Career (Min. 300 attempts) - .612 (524-858), Michelle Suman, 1992-95

3-Point Field Goals

Game - 8, Falisha Wright at Wyoming, 2/25/93;
 Carmelia Bloodsaw at UTEP, 1/19/91
 Season - 81, Najé Murray, 2018-19
 Career - 249, Jamey Cox, 1999-2003

3-Point Field Goal Attempts

Game - 18, Jamey Cox vs. Wyoming, 2/8/03
 Season - 237, Jamey Cox, 2002-03
 Career - 693, Jamey Cox, 1999-2003

3-Point Field Goal Percentage

Season - (Min. 50 att.) .455 (61-134), Mercedes Staples, 2022-23
 Career - (Min. 100 att.) .410 (130-317), Mercedes Staples, 2021-23

Free Throw Percentage

Game (Min. 10 att.) - 1.000 (16-16), Sophia Ramos vs. New Mexico, 1/29/20; (12-12), Abby Prohaska vs. Antelope Valley, 11-12-22; (10-10), Quenese Davis vs. DePaul, 3/21/09; (10-10), Chana Perry vs. Northern Illinois, 1/2/88
 Season (Min. 50 att.) - .920 (46-50), Lisa Stevens, 1986-87

Free Throws


Game - 16, Sophia Ramos vs. New Mexico, 1/29/20; 16, Tina Hutchinson vs. Cal State Fullerton, 1/10/84
 Season - 183, Judy Porter, 1981-82
 Career - 564, Judy Porter, 1980-83

Rebounds


Game - 27, Chana Perry vs. Nevada, 11/25/88
 Season - 436, Judy Porter, 1980-81
 Career - 1,498, Judy Porter, 1980-83

Rebounding Average

Season - 13.1, Chana Perry, 1988-89 (406/31 gm.)
 Career - 12.5, Judy Porter, 1980-83 (1,498/120 gm.)



Claire Swinbank earned third-team all-Mountain West honors in 2002 and was a two-time all-academic selection.



Monica Rebbe was one of three Aztecs to play in a school-record 36 games during the 1980-81 season.

Assists

Game - 16, Crystal Lee at Long Beach State, 2/1/90
 Season - 232, Chelsea Hopkins, 2012-13
 Career - 670, Quenese Davis, 2006-10

Steals

Game - 15, Tina Hutchinson vs. Arizona State, 3/1/84
 Season - 185, Tina Hutchinson, 1983-84
 Career - 330, Judy Porter, 1980-83

Blocks

Game - 9, Paris Johnson at UNLV, 3/07/09;
 Michelle Suman vs. Utah, 3/11/95
 Season - 94, Paris Johnson, 2008-09
 Career - 267, Paris Johnson, 2008-11

Consecutive Starts

Career - 122, Quenese Davis, 11/24/06 to 3/27/10

Triple Doubles

Season - 4, Chelsea Hopkins, 2012-13
 Career - 4, Chelsea Hopkins, 2011-13

SINGLE-GAME BESTS



Points

1.	Tina Hutchinson vs. Cal State Fullerton, 1/10/84.....	46
2.	Chana Perry vs. Fresno State, 1/14/89.....	45
	Tina Hutchinson vs. Utah State, 12/16/83.....	45
4.	Kieishsha Garnes vs. Creighton, 3/8/91.....	44
5.	Chana Perry vs. Northern Illinois, 1/2/89.....	41
	Tina Hutchinson vs. USC, 1/19/84.....	41
7.	Christina Murguia vs. San Francisco, 1/7/93.....	39
8.	Kieishsha Garnes vs. Wyoming, 2/2/90.....	38
	Penny Toler vs. Arizona State, 2/16/85.....	38
	Tina Hutchinson vs. Arizona State, 3/1/84.....	38

Field Goals

1.	Chana Perry vs. Fresno State, 1/14/89.....	20
	Tina Hutchinson vs. Utah State, 12/16/83.....	20
3.	Tina Hutchinson vs. Long Beach State, 3/7/84.....	19
4.	Kieishsha Garnes vs. Creighton, 2/2/92.....	17
	Kieishsha Garnes vs. Creighton, 3/8/91.....	17
	Penny Toler vs. Arizona State, 2/16/85.....	17
7.	Kieishsha Garnes vs. Wyoming, 2/2/91.....	16
	Shelda Arceneaux vs. Pacific, 1/23/86.....	16
9.	Many with 15. Last: Paris Johnson at Hawai'i, 11/28/08.....	15

3-Point Field Goals

1.	Falisha Wright at Wyoming, 2/25/93.....	8
	Carmelia Bloodsaw at UTEP, 1/19/91.....	8
3.	Mallory Adams vs. Boise State, 1/15/22.....	7
	Sophia Ramos at CSUN, 12/9/18.....	7
	Najé Murray vs. New Mexico, 1/20/18.....	7
	Lexy Thorderson vs. UNLV, 1/18/17.....	7
	Courtney Clements vs. UC Santa Barbara, 3/20/13.....	7
	Jené Morris at UNLV, 1/26/08.....	7
	Jamey Cox vs. Murray State, 11/29/02.....	7
	Jamey Cox vs. Wyoming, 2/3/00.....	7
	Jamey Cox at Cal State Fullerton, 12/30/99.....	7

Free Throws

1.	Sophia Ramos vs. New Mexico, 1/29/20.....	16
	Tina Hutchinson vs. Cal State Fullerton, 1/10/84.....	16
3.	Abby Prohaska vs. Antelope Valley, 11/12/22.....	12
	Geena Gomez vs. Air Force, 2/21/18.....	12
	Jené Morris vs. DePaul, 3/21/09.....	12
	Atim Otii vs. Air Force, 2/21/02.....	12
	Sophia Sledge vs. Duquesne, 12/30/98.....	12
7.	Mallory Adams vs. California Baptist, 11/23/18.....	11
	McKynzie Fort at Arizona, 12/3/17.....	11
	Cierra Warren vs. San José State, 1/22/14.....	11
	Jené Morris at UNLV, 3/13/09.....	11
	Quenese Davis at Cal Poly, 11/29/07.....	11
	Quenese Davis vs. Utah, 2/3/07.....	11
	Atim Otii vs. Boston College, 12/21/98.....	11
	Olivia DiCamilli vs. Pittsburgh, 12/30/95.....	11
	Michelle Suman vs. St. John's, 12/11/92.....	11
	Debbie Hoistad vs. Long Beach State, 1/29/79.....	11
	Gayle Shuttles vs. UC Irvine, 12/19/78.....	11

Rebounds

1.	Chana Perry vs. Alabama State, 11/25/88.....	27
2.	Jessica Haynes vs. San José State, 1/16/88.....	24
3.	Judy Porter vs. Pepperdine, 11/22/80.....	23
4.	Jessica Haynes vs. Pacific, 1/4/88.....	22
	Judy Porter vs. UCLA, 2/2/82.....	22
6.	Judy Porter vs. San Diego, 2/26/81.....	21
7.	Chana Perry vs. Fresno State, 2/13/88.....	20

Jessica Hayes vs. Pacific, 2/26/87.....	20
Judy Porter vs. Colorado State, 1/9/81.....	20
Judy Porter vs. Cal State Fullerton, 1/14/81.....	20

Assists

1.	Crystal Lee vs. Long Beach State, 2/1/90.....	16
2.	Michelle Miles vs. Creighton, 2/23/91.....	15
	Crystal Lee vs. San José State, 3/1/90.....	15
4.	Chelsea Hopkins vs. Nevada, 3/14/13.....	14
	Shannon Lee vs. Illinois State, 11/24/00.....	14
	Michelle Miles vs. Fresno State, 1/21/92.....	14
	Michelle Miles vs. UTEP, 2/16/91.....	14
	Michelle Miles vs. Utah, 1/12/91.....	14
9.	Sophia Ramos at San Jose State, 2/11/12.....	13
	Crystal Lee vs. Long Beach State, 1/6/90.....	13
	Maria Stack vs. Cal State Fullerton, 1/10/84.....	13
	Laura Dion vs. Cal State Fullerton, 2/15/80.....	13

Steals

1.	Tina Hutchinson vs. Arizona State, 3/1/84.....	15
2.	Tina Hutchinson vs. Lewis-Clark, 12/2/83.....	14
	Tina Hutchinson vs. San Diego, 12/6/82.....	14
4.	Jessica Haynes vs. UCLA, 1/21/88.....	10
	Jessica Haynes vs. UC Irvine, 1/9/88.....	10
	Shelda Arceneaux vs. San Diego, 12/21/86.....	10
	Tina Hutchinson vs. Oregon, 3/16/84.....	10
	Tina Hutchinson vs. UCLA, 1/28/84.....	10
	Judy Porter vs. Pacific, 1/27/81.....	10
10.	Michelle Miles vs. San Diego, 11/23/91.....	9
	Michelle Miles vs. UTEP, 2/16/91.....	9
	Jessica Haynes vs. Portland State, 12/12/86.....	9
	Shelda Arceneaux vs. UNLV, 2/1/86.....	9
	Tina Hutchinson vs. Cal Poly Pomona, 11/21/84.....	9
	Theresa McGlade vs. Cal State Fullerton, 1/14/82.....	9
	Judy Porter vs. Pepperdine, 11/20/80.....	9
	Judy Porter vs. Northern Colorado, 12/11/79.....	9

Blocks

1.	Paris Johnson at UNLV, 3/7/09.....	9
	Michelle Suman vs. Utah, 3/11/95.....	9
3.	Chana Perry vs. Hawai'i, 1/26/89.....	8
4.	Cierra Warren vs. Nevada, 3/11/14.....	7
	Jessika Bradley at UNLV, 1/11/11.....	7
	Jessika Bradley vs. Wyoming, 3/10/10.....	7
	Paris Johnson at UNLV, 3/13/09.....	7
	Michelle Suman vs. UTEP, 3/10/95.....	7
9.	Malia Nahinu vs. Boise State, 3/9/13.....	6
	Paris Johnson at Wyoming, 2/10/10.....	6
	Jessika Bradley vs. UNLV, 1/13/10.....	6
	Paris Johnson at Wyoming, 2/15/09.....	6
	Paris Johnson vs. Utah, 2/11/09.....	6
	Paris Johnson at TCU, 1/28/09.....	6
	Paris Johnson vs. TCU, 3/14/08.....	6
	Desiree Johnson vs. Colorado State, 2/4/06.....	6
	Mary Apiafi vs. Texas A&M-Corpus Christi, 1/17/00.....	6
	Mary Apiafi vs. Portland, 11/20/99.....	6
	Michelle Suman vs. UTEP, 2/9/95.....	6
	Chana Perry vs. Fairfield, 11/27/88.....	6

SINGLE-SEASON RECORDS



Games Played

1. Diena Pels (1981).....	36
Monica Rebbe (1981).....	36
Heidi Bauer (1981).....	36
4. Many with 35	

Points

1. Tina Hutchinson (1984).....	898
2. Chana Perry (1989).....	727
3. Chana Perry (1988).....	718
4. Julie Evans (1990).....	670
5. Kieishsha Garnes (1991).....	661
6. Judy Porter (1982).....	651
7. Judy Porter (1981).....	645
8. Courtney Clements (2013).....	607
9. Jené Morris (2010).....	580
10. Kieishsha Garnes (1992).....	574

Scoring Average

1. Tina Hutchinson (1984).....	29.9
2. Kieishsha Garnes (1991).....	23.6
3. Chana Perry (1989).....	23.5
4. Chana Perry (1988).....	23.2
5. Judy Porter (1983).....	22.6
6. Julie Evans (1990).....	22.3
7. Kieishsha Garnes (1992).....	20.5
8. Judy Porter (1982).....	18.4
Judy Porter (1981).....	18.4
10. Jessica Haynes (1988).....	18.2

Field Goals

1. Tina Hutchinson (1984).....	383
2. Julie Evans (1990).....	293
3. Chana Perry (1989).....	286
4. Chana Perry (1988).....	278
5. Kieishsha Garnes (1991).....	271
6. Judy Porter (1981).....	255
7. Kieishsha Garnes (1992).....	249
8. Judy Porter (1982).....	234
9. Courtney Clements (2013).....	233
10. Diena Pels (1981).....	228

Field Goal Attempts

1. Tina Hutchinson (1984).....	717
2. Julie Evans (1990).....	601
3. Courtney Clements (2013).....	561
4. Chana Perry (1989).....	549
5. Kieishsha Garnes (1991).....	548
6. Jené Morris (2010).....	510
7. Chana Perry (1988).....	504
8. Judy Porter (1991).....	499
9. Jessica Haynes (1988).....	485
10. Courtney Clements (2012).....	484

Field Goal Percentage (Min. 100 attempts)

1. Michelle Suman (1992).....	.667
2. Michelle Suman (1994).....	.649
3. Judy Porter (1983).....	.602
4. Melanie Usher (1990).....	.595
5. Michelle Suman (1995).....	.591
6. Alyssa Fredrick (1998).....	.577
7. Melanie Usher (1991).....	.571
8. Kieishsha Garnes (1992).....	.551
9. Zayn Dornstauder (2020).....	.549

10. La-Taya Woods (1997).....	548
-------------------------------	-----

3-Point Field Goals

1. Najé Murray (2019).....	81
2. Courtney Clements (2013).....	77
Jamey Cox (2003).....	77
4. Jada Lewis (2024).....	76
5. Jamey Cox (2000).....	69
6. Lexy Thorderson (2017).....	66
7. Carmelia Bloodsaw (1991).....	65
8. Courtney Clements (2012).....	63
Courtney Fritz (2004).....	63
10. Falisha Wright (1994).....	62
Sophia Ramos (2023).....	62

3-Point Field Goal Attempts

1. Jamey Cox (2003).....	237
2. Najé Murray (2019).....	229
3. Jada Lewis (2024).....	226
4. Carmelia Bloodsaw (1991).....	212
5. Courtney Clements (2013).....	203
6. Lexy Thorderson (2017).....	192
7. Courtney Clements (2012).....	185
8. Kymberly Ellison (2017).....	177
9. Jamey Cox (2000).....	174
10. Jené Morris (2010).....	171

3-Point Field Goal Percentage (Min. 50 attempts)

1. Mercedes Staples (2023).....	61-134 (.455)
2. Falisha Wright (1992).....	49-108 (.454)
3. Isabela Hernandez (2020).....	22-51 (.431)
4. Falisha Wright (1994).....	62-148 (.419)
5. Charley Murray (1998).....	27-66 (.409)
6. Lexy Thorderson (2018).....	33-81 (.407)
Quenese Davis (2010).....	33-81 (.407)
8. Monique Terry (2020).....	27-67 (.403)
9. Jurate Zukauskaite (1996).....	35-88 (.399)
10. Jamey Cox (2000).....	69-174 (.397)

Free Throws

1. Judy Porter (1982).....	183
2. Chana Perry (1988).....	162
3. Chana Perry (1989).....	155
4. Judy Porter (1981).....	145
5. Tina Hutchinson (1984).....	132
6. Judy Porter (1983).....	131
7. Kieishsha Garnes (1991).....	119
8. McKynzie Fort (2017).....	116
Jessica Haynes (1988).....	116
10. Sophia Ramos (2020).....	113

Free Throw Attempts

1. Judy Porter (1981).....	268
2. Judy Porter (1982).....	248
3. Chana Perry (1988).....	206
4. Chana Perry (1989).....	201
5. Judy Porter (1980).....	191
6. Judy Porter (1983).....	184
7. Tina Hutchinson (1984).....	179
8. Diena Pels (1981).....	176
9. Jessica Haynes (1988).....	168
10. Kieishsha Garnes (1991).....	166

Free Throw Percentage (Min. 50 attempts)

1. Lisa Stevens (1987).....	.920
2. Julie Evans (1990).....	.884
3. Courtney Clements (2013).....	.877
4. Abby Prohaska (2023).....	.875
5. Courtney Clements (2012).....	.869
6. Quenese Davis (2009).....	.856
7. Jada Lewis (2024).....	.855
8. Sophia Ramos (2021).....	.850
9. Geena Gomez (2018).....	.847
10. Abby Prohaska (2024).....	.846

Rebounds

1. Judy Porter (1981).....	436
2. Judy Porter (1982).....	427
3. Chana Perry (1989).....	406
4. Chana Perry (1988).....	391
5. Jessica Haynes (1988).....	364
6. Judy Porter (1980).....	355
7. Jessica Haynes (1987).....	302
8. Tina Hutchinson (1984).....	299
9. Kieishsha Garnes (1991).....	295
10. Diena Pels (1981).....	294

Assists

1. Chelsea Hopkins (2013).....	232
2. Chelsea Hopkins (2012).....	209
3. Crystal Lee (1989).....	199
4. Maria Stack (1984).....	191
5. Michelle Miles (1992).....	190
6. Quenese Davis (2009).....	187
7. Michelle Miles (1991).....	177
8. Coco Davis (2011).....	171
Quenese Davis (2010).....	171
10. Crystal Lee (1988).....	169

Steals

1. Tina Hutchinson (1984).....	185
2. Jessica Haynes (1988).....	127
3. Judy Porter (1982).....	112
4. Falisha Wright (1994).....	103
5. Jené Morris (2010).....	101
6. Jené Morris (2009).....	100
7. Jodi Nowlin-Tres (1996).....	96
8. Jessica Haynes (1987).....	94
9. Jené Morris (2008).....	92
Judy Porter (1981).....	92
Diena Pels (1981).....	92

Blocks

1. Paris Johnson (2009).....	94
2. Michelle Suman (1995).....	87
3. Jessika Bradley (2011).....	74
4. Michelle Suman (1994).....	68
5. Malia Nahinu (2013).....	67
6. Chana Perry (1988).....	64
7. Jessika Bradley (2010).....	63
Chana Perry (1989).....	63
9. Paris Johnson (2010).....	62
10. Malia Nahinu (2012).....	61

CAREER RECORDS



Games Played

1.	Sophia Ramos (2019-23)	141
2.	Marsha Overton (1980-83)	128
3.	Heidi Bauer (1981-83, '85)	127
4.	Paris Johnson (2008-11)	126
5.	Ahjaleé Harvey (2011-16)	125
	Quenese Davis (2007-10)	125
	Brooke Meadows (1986-89)	125
8.	McKynzie Fort (2015-18)	121
	Cheyenne Greenhouse (2015-18)	121
	Coco Davis (2008-11)	121

Points

1.	Judy Porter (1980-83)	2,318
2.	Sophia Ramos (2019-23)	1,957
3.	Falisha Wright (1992-95)	1,733
4.	McKynzie Fort (2015-18)	1,708
5.	Paris Johnson (2008-11)	1,598
6.	Jené Morris (2008-10)	1,499
7.	Courtney Clements (2011-13)	1,495
8.	Chana Perry (1988-89)	1,445
9.	Jessica Haynes (1986-88)	1,395
10.	Quenese Davis (2007-10)	1,370

Field Goals

1.	Judy Porter (1980-83)	882
2.	Sophia Ramos (2019-23)	680
3.	McKynzie Fort (2015-18)	654
4.	Paris Johnson (2008-11)	647
5.	Falisha Wright (1992-95)	634
6.	Jessica Haynes (1986-88)	577
7.	Courtney Clements (2011-13)	569
8.	Jené Morris (2008-10)	566
9.	Chana Perry (1988-89)	564
10.	Brooke Meadows (1986-89)	536
	Tina Hutchinson (1984-85)	536

Field Goal Attempts

1.	Sophia Ramos (2019-23)	1,693
2.	Judy Porter (1980-83)	1,685
3.	Falisha Wright (1992-95)	1,656
4.	McKynzie Fort (2015-18)	1,445
5.	Courtney Clements (2011-13)	1,361
6.	Jené Morris (2008-10)	1,337
7.	Jessica Haynes (1985-87)	1,332
8.	Paris Johnson (2008-11)	1,277
9.	Quenese Davis (2007-10)	1,215
10.	Marsha Overton (1980-83)	1,198

Free Throws

1.	Judy Porter (1980-83)	564
2.	Sophia Ramos (2019-23)	380
3.	McKynzie Fort (2015-18)	375
4.	Quenese Davis (2007-10)	320
5.	Chana Perry (1988-89)	317
6.	Paris Johnson (2008-11)	299
7.	Michelle Suman (1992-95)	293
8.	Falisha Wright (1992-95)	259
	Marsha Overton (1980-83)	259
10.	Brooke Meadows (1986-89)	258



Judy Porter holds seven Aztec career records, including most points (2,318) and rebounds (1,498).

Free Throw Attempts

1.	Judy Porter (1980-83)	891
2.	Paris Johnson (2008-11)	530
3.	McKynzie Fort (2015-18)	521
4.	Michelle Suman (1992-95)	477
5.	Sophia Ramos (2019-23)	466
6.	Quenese Davis (2007-10)	411
7.	Chana Perry (1988-89)	407
8.	Brooke Meadows (1986-89)	388
9.	Falisha Wright (1992-95)	377
10.	Jessica Haynes (1986-88)	372

3-Point Field Goals

1.	Jamey Cox (2000-03)	249
2.	Sophia Ramos (2019-23)	217
3.	Falisha Wright (1992-95)	206
4.	Courtney Clements (2011-13)	182
5.	Jené Morris (2008-10)	154
6.	Lexy Thorderson (2015-18)	152
7.	Najé Murray (2018-19)	134
8.	Mercedes Staples (2021-23)	130
9.	Geena Gomez (2016-18)	115
10.	Quenese Davis (2007-10)	100

3-Point Field Goal Attempts

1.	Jamey Cox (2000-03)	733
2.	Sophia Ramos (2019-23)	607
3.	Falisha Wright (1992-95)	539
4.	Courtney Clements (2011-13)	514
5.	Lexy Thorderson (2014-18)	455
6.	Jené Morris (2008-10)	446
7.	Najé Murray (2018-19)	386
8.	Coco Davis (2008-11)	337
9.	Geena Gomez (2016-18)	319
	Ahjaleé Harvey (2011-16)	319

3-Point Field Goal Percentage (Min. 100 att.)

1.	Mercedes Staples (2021-23)	130-314 (.410)
2.	Charley Murray (1998-99)	65-164 (.396)
3.	Falisha Wright (1992-95)	206-539 (.382)
4.	Taylor Kalmer (2020)	45-118 (.381)
5.	Geena Gomez (2016-18)	115-319 (.361)
6.	Isabela Hernandez (2020-22)	62-172 (.360)
7.	Sophia Ramos (2019-23)	217-607 (.357)
8.	Courtney Fritz (2004-06)	72-202 (.356)
9.	Chelsea Hopkins (2012-13)	39-110 (.355)
10.	Courtney Clements (2011-13)	182-514 (.354)

Rebounds

1.	Judy Porter (1980-83)	1,498
2.	Shelda Arceneaux (1984-87)	999
3.	Jessica Haynes (1986-88)	932
4.	Paris Johnson (2008-11)	902
5.	Chana Perry (1988-89)	797
6.	Michelle Suman (1992-95)	759
7.	Sophia Ramos (2019-23)	701
8.	Brooke Meadows (1986-89)	693
9.	Christina Murguia (1992-95)	692
10.	Kim Villalobos (2021-24)	573

Assists

1.	Quenese Davis (2007-10)	670
2.	Sophia Ramos (2019-23)	537
3.	Falisha Wright (1992-95)	448
4.	Chelsea Hopkins (2012-13)	441
5.	Coco Davis (2008-11)	428
6.	Crystal Lee (1989-90)	413
7.	Michelle Miles (1991-92)	367
8.	Lakeysha Wright (1992-95)	358
9.	Marsha Overton (1980-83)	356
10.	Jamey Cox (2000-03)	341

Steals

1.	Judy Porter (1980-83)	330
2.	Falisha Wright (1992-95)	324
3.	Jessica Haynes (1986-88)	295
4.	Jené Morris (2008-10)	293
	Marsha Overton (1980-83)	293
6.	Quenese Davis (2007-10)	273
7.	Tina Hutchinson (1984-85)	270
8.	Shelda Arceneaux (1984-87)	253
9.	Jodi Nowlin-Tres (1993-97)	234
10.	Sophia Ramos (2019-23)	218

Blocks

1.	Paris Johnson (2008-11)	267
2.	Michelle Suman (1992-95)	251
3.	Malia Nahinu (2011-13)	139
4.	Jessica Bradley (2010-11)	137
	Judy Porter (1980-83)	137
6.	Chana Perry (1988-89)	127
7.	Jessica Haynes (1986-88)	114
8.	Nicolette McCartney (2001-04)	108
9.	Brooke Meadows (1986-89)	95
10.	Desiree Johnson (2006-07)	79

ANNUAL LEADERS



POINTS

Year	Team Leader	GM	FGM	FTM	PTS	PPG
1976-77	Jennie Hinkle	17	67	51	185	10.9
1977-78	Mary Jackson	27	190	69	449	16.6
1978-79	Mary Jackson	29	100	51	251	8.6
1979-80	Judy Porter	29	199	105	503	17.3
1980-81	Judy Porter	35	255	145	645	18.4
1981-82	Judy Porter	33	234	183	651	19.7
1982-83	Judy Porter	23	194	131	519	22.6
1983-84	Tina Hutchinson	30	383	132	898	29.9
1984-85	Penny Toler	30	180	63	423	14.1
1985-86	Jessica Haynes	27	188	57	433	16.0
1986-87	Jessica Haynes	29	176	65	417	14.4
1987-88	Chana Perry	31	278	162	391	23.2
1988-89	Chana Perry	31	286	155	727	23.5
1989-90	Julie Evans	30	293	84	670	22.3
1990-91	Kieishsha Garnes	28	271	119	661	23.6
1991-92	Kieishsha Garnes	28	249	76	574	20.5
1992-93	Falisha Wright	26	164	77	456	17.5
1993-94	Falisha Wright	31	147	52	408	13.2
1994-95	Falisha Wright	29	144	80	412	14.2
1995-96	Jodi Nowlin-Tres	28	180	40	425	15.2
1996-97	Jodi Nowlin-Tres	28	199	36	457	16.3
1997-98	Alyssa Fredrick	24	109	54	272	11.3
1998-99	Sophia Sledge	26	98	46	278	10.7
1999-00	Jamey Cox	27	121	59	370	13.7
2000-01	Jamey Cox	27	90	58	288	10.7
2001-02	Claire Swinbank	28	137	47	338	12.1
2002-03	Jamey Cox	27	109	49	344	12.7
2003-04	Michelle Elliott	27	125	46	334	12.4
2004-05	Michelle Strawberry	28	96	64	289	10.3
2005-06	Michelle Strawberry	27	132	60	365	13.5
2006-07	Quenese Davis	28	94	70	273	9.8
2007-08	Jené Morris	31	157	76	436	14.1
2008-09	Jené Morris	30	188	58	483	16.1
2009-10	Jené Morris	34	221	79	580	17.1
2010-11	Paris Johnson	29	161	83	410	14.1
2011-12	Courtney Clements	32	210	73	556	17.4
2012-13	Courtney Clements	34	233	64	607	17.9
2013-14	Cierra Warren	29	178	89	446	15.4
2014-15	Erimma Amarikwa	31	127	85	339	10.9
2015-16	McKynzie Fort	31	169	366	445	14.4
2016-17	McKynzie Fort	30	176	404	476	15.9
2017-18	McKynzie Fort	29	184	397	475	16.4
2018-19	Sophia Ramos	32	168	379	446	13.9
2019-20	Taylor Kalmer	31	188	423	486	15.7
2020-21	Mercedes Staples	24	107	270	275	11.5
2021-22	Sophia Ramos	31	168	428	462	14.9
2022-23	Sophia Ramos	34	130	344	403	11.9
2023-24	Adryana Quezada	35	193	365	489	14.0

REBOUNDS

Year	Team Leader	GM	REB	RPG
1976-77	Laurie Montag	20	144	7.2
1977-78	Mary Jackson	27	232	8.6
1978-79	Debbie Hoistad	28	160	5.7
1979-80	Judy Porter	29	355	12.2
1980-81	Judy Porter	35	436	12.5
1981-82	Judy Porter	33	427	12.9
1982-83	Judy Porter	23	280	12.2
1983-84	Tina Hutchinson	30	299	10.0
1984-85	Shelda Arceneaux	30	280	9.3
1985-86	Shelda Arceneaux	28	282	10.1
1986-87	Jessica Haynes	29	320	10.4
1987-88	Chana Perry	31	391	12.6
1988-89	Chana Perry	31	406	13.1
1989-90	Melanie Usher	30	153	5.1
1990-91	Kieishsha Garnes	28	295	10.5
1991-92	Michelle Suman	29	252	8.7
1992-93	Christina Murguia	28	201	7.2
1993-94	Rachelle Johnson	31	252	8.1
1994-95	Christina Murguia	27	213	7.9
1995-96	Jodi Nowlin-Tres	28	222	7.9
1996-97	Olivia DiCamilli	30	202	6.7
1997-98	Courtney Bale	23	165	7.2
1998-99	Anita Bundage	26	169	6.5
1999-00	Mary Apiafi	28	255	9.1
2000-01	Anita Bundage	27	140	5.2
2001-02	Atim Oti	28	162	5.8
2002-03	Ashlee Dunlap	27	238	8.8
2003-04	Ashlee Dunlap	28	214	7.6
2004-05	Ashley Cheesman	28	145	5.2
2005-06	Desiree Johnson	27	152	5.6
2006-07	Desiree Johnson	28	177	6.3

Year	Team Leader	GM	REB	RPG
2007-08	Paris Johnson	31	199	6.4
2008-09	Paris Johnson	32	265	8.3
2009-10	Jessica Bradley	34	222	6.5
2010-11	Jessica Bradley	28	226	8.1
2011-12	Chelsea Hopkins	32	179	5.6
2012-13	Chelsea Hopkins	34	272	8.0
2013-14	Khristina Hunter	30	208	6.9
2014-15	Erimma Amarikwa	31	223	7.2
2015-16	Deidra Smith	31	152	4.9
2016-17	Khalia Lark	21	129	6.1
2017-18	McKynzie Fort	29	172	5.9
2018-19	Mallory Adams	32	285	8.9
2019-20	Sophia Ramos	31	201	6.5
2020-21	Mercedes Staples	24	154	6.4
2021-22	Mallory Adams	29	194	6.7
2022-23	Kim Villalobos	34	180	5.3
2023-24	Adryana Quezada	35	223	6.4

ASSISTS

Year	Team Leader	GM	ASST	APG
1976-77	Tari Rhea	20	31	1.6
1977-78	Laura Dion	27	115	4.3
1978-79	Laura Dion	29	54	1.9
1979-80	Laura Dion	32	109	3.4
1980-81	Marsha Overton	35	120	3.4
1981-82	Theresa McGlade	33	90	2.7
1982-83	Marci Blackman	28	107	3.8
1983-84	Maria Stack	30	191	6.4
1984-85	Penny Toler	30	151	5.0
1985-86	Lisa Stevens	30	100	3.3
1986-87	Jessica Haynes	29	92	3.2
1987-88	Demetrice Davis	27	89	3.3
1988-89	Crystal Lee	34	169	5.0
1989-90	Crystal Lee	30	199	6.6
1990-91	Michelle Miles	21	177	8.4
1991-92	Michelle Miles	27	190	7.0
1992-93	Lakeysa Wright	28	86	3.1
1993-94	Falisha Wright	31	149	4.8
1994-95	Lakeysa Wright	30	165	5.5
1995-96	Sandy Wright	27	130	4.8
1996-97	Sandy Wright	28	162	5.8
1997-98	Charlie Murray	25	87	3.5
1998-99	Shannon Lee	25	70	2.8
1999-00	Shannon Lee	28	166	5.9
2000-01	Jamey Cox	27	106	3.9
2001-02	Jamey Cox	28	111	4.0
2002-03	Amber Fouse	23	57	2.5
2003-04	Michelle Elliott	27	51	1.9
2004-05	Kate Eveland	28	59	2.1
2005-06	Veronica Shaw	27	61	2.3
2006-07	Quenese Davis	28	149	5.3
2007-08	Quenese Davis	31	163	5.3
2008-09	Quenese Davis	32	187	5.8
2009-10	Quenese Davis	34	171	5.0
2010-11	Coco Davis	27	171	6.3
2011-12	Chelsea Hopkins	32	209	6.5
2012-13	Chelsea Hopkins	34	232	6.8
2013-14	Ariell Bostick	23	65	2.8
2014-15	Ahjalee Harvey	29	68	2.3
2015-16	Ariell Bostick	31	89	2.9
2016-17	Ariell Bostick	30	106	3.5
2017-18	Geena Gomez	30	116	3.9
2018-19	Sophia Ramos	32	144	4.5
2019-20	Sophia Ramos	31	119	3.8
2020-21	Tea Adams	22	74	3.4
2021-22	Asia Avinger	31	121	3.9
2022-23	Sophia Ramos	34	126	3.7
2023-24	Abby Prohaska	31	92	3.0

STEALS

Year	Team Leader	GM	STLS	SPG
1980-81	Judy Porter	35	80	2.3
1981-82	Judy Porter	33	112	3.4
1982-83	Judy Porter	23	80	3.5
1983-84	Tina Hutchinson	30	185	6.2
1984-85	Tina Hutchinson	21	85	4.0
1985-86	Shelda Arceneaux	28	84	3.0
1986-87	Jessica Haynes	29	94	3.2
1987-88	Jessica Haynes	30	127	4.2
1988-89	Chana Perry	31	74	2.4
1989-90	Crystal Lee	30	82	2.7
1990-91	Carmelia Bloodsaw	28	47	1.7
1991-92	Falisha Wright	29	71	2.4

Year	Team Leader	GM	STL	SPG
1992-93	Falisha Wright	26	69	2.7
1993-94	Falisha Wright	31	103	3.3
1994-95	Falisha Wright	29	81	2.8
1995-96	Jodi Nowlin-Tres	28	94	3.4
1996-97	Jodi Nowlin-Tres	28	96	3.4
1997-98	Shaneya Harris	25	39	1.6
1998-99	Shannon Lee	25	58	2.3
1999-00	Mary Apiafi	28	64	2.3
2000-01	Jamey Cox	27	39	1.4
2001-02	Claire Swinbank	28	64	2.3
2002-03	Ashlee Dunlap	27	50	1.9
2003-04	Veronica Shaw	25	38	1.5
2004-05	Lindsey Casey	28	53	1.9
2005-06	Veronica Shaw	27	43	1.6
2006-07	Shanna Demus	28	60	2.1
2007-08	Jené Morris	31	92	3.0
2008-09	Jené Morris	30	100	3.3
2009-10	Jené Morris	34	101	3.0
2010-11	Coco Davis	27	39	1.4
2011-12	Chelsea Hopkins	32	72	2.3
2012-13	Chelsea Hopkins	34	75	2.2
2013-14	Khristina Hunter	30	37	1.2
2014-15	Khristina Hunter	30	41	1.4
2015-16	McKynzie Fort	31	62	2.0
2016-17	Ariell Bostick	30	51	1.7
2017-18	McKynzie Fort	29	41	1.4
2018-19	Najé Murray	32	61	1.9
2019-20	Sophia Ramos	31	41	1.3
2020-21	Tea Adams	22	27	1.2
2021-22	Sophia Ramos	31	63	2.0
2022-23	Asia Avinger	29	59	2.0
2023-24	Kim Villalobos	35	61	1.7

BLOCKS

Year	Team Leader	GM	BLKS	BPG
1980-81	Judy Porter	35	38	1.1
1981-82	Judy Porter	33	31	0.9
1982-83	Judy Porter	23	39	1.7
1983-84	Toni Wallace	26	38	1.5
1984-85	Toni Wallace	29	38	1.3
1985-86	Jessica Haynes	29	35	1.2
1986-87	Jessica Haynes	29	35	1.2
1987-88	Chana Perry	31	64	2.1
1988-89	Chana Perry	31	63	2.0
1989-90	Melanie Usher	28	21	0.8
1990-91	Kieishsha Garnes	28	25	0.9
1991-92	Michelle Suman	29	42	1.4
1992-93	Michelle Suman	28	54	1.9
1993-94	Michelle Suman	31	68	2.2
1994-95	Michelle Suman	30	87	2.9
1995-96	Jodi Nowlin-Tres	28	17	0.6
1996-97	Courtney Bale	30	16	0.5
1997-98	Alyssa Fredrick	24	43	1.8
1998-99	Mary Apiafi	26	23	0.9
1999-00	Mary Apiafi	28	44	1.6
2000-01	Tanisha Knight	25	28	1.1
2001-02	Atim Oti	28	20	0.7
2002-03	Nicolette McCartney	27	45	1.7
2003-04	Nicolette McCartney	28	32	1.1
2004-05	Lindsey Casey	28	28	1.0
2005-06	Desiree Johnson	27	38	1.4
2006-07	Desiree Johnson	28	41	1.5
2007-08	Paris Johnson	31	54	1.7
2008-09	Paris Johnson	32	94	2.9
2009-10	Jessika Bradley	34	63	1.9
2010-11	Jessika Bradley	28	74	2.6
2011-12	Malia Nahinu	32	62	1.9
2012-13	Malia Nahinu	33	67	2.0
2013-14				

YEAR-BY-YEAR STATISTICS



► OVERALL GAMES

Year	GP	Min	FG-A	Pct	3FG-A	Pct	FT-A	Pct	REBOUNDS			PF	FO	A	TO	Blk	Stl	Pts	Avg	
									Off	Def.	Tot.									
1977-78	28	-	795-1899	.419	N/A	N/A	317-530	.598	-	-	1336	47.7	552	19	434	-	-	1907	68.1	
1978-79	29	-	653-1598	.408	N/A	N/A	331-497	.665	-	-	930	32.0	561	-	290	526	-	1635	56.3	
1979-80	32	6500	832-1899	.438	N/A	N/A	431-680	.634	-	-	1229	38.4	531	-	469	638	-	2095	65.5	
1980-81	36	7190	919-2009	.457	N/A	N/A	486-796	.611	-	-	1351	37.5	553	16	559	636	72	346	2324	64.6
1981-82	33	6200	847-1855	.457	N/A	N/A	475-638	.745	-	-	1119	33.9	472	10	458	568	58	381	2169	65.7
1982-83	28	5625	837-1831	.457	N/A	N/A	373-516	.723	-	-	981	35.0	597	9	471	515	82	341	2047	73.1
1983-84	30	6025	1098-2221	.494	N/A	N/A	401-607	.661	-	-	1301	43.4	633	21	637	554	139	555	2597	86.6
1984-85	30	5925	973-2099	.464	N/A	N/A	428-633	.676	-	-	1306	43.5	623	16	581	570	109	349	2374	79.1
1985-86	31	6200	897-2010	.446	N/A	N/A	389-607	.641	-	-	1303	42.0	674	18	472	726	102	290	2183	70.4
1986-87	29	5825	783-1839	.426	0-0	.000	376-542	.694	-	-	1222	42.1	519	8	393	590	104	288	1942	67.0
1987-88	31	6200	918-2024	.552	4-24	.167	525-773	.679	-	-	1427	46.0	516	9	439	621	162	356	2365	76.3
1988-89	34	6850	1032-2228	.463	9-45	.200	527-710	.742	510	830	1479	43.5	612	15	608	624	145	303	2600	76.5
1989-90	30	6000	746-1749	.427	6-41	.146	337-505	.667	312	556	1035	34.5	578	16	438	641	49	287	1835	61.2
1990-91	28	5725	795-1870	.425	88-310	.284	364-586	.621	418	655	1191	42.5	488	11	432	515	71	306	2042	72.9
1991-92	29	5780	873-1802	.485	65-161	.404	362-562	.644	425	694	1209	41.7	522	14	507	590	88	320	2173	74.9
1992-93	28	5585	706-1701	.415	56-177	.316	313-516	.607	381	614	995	35.5	564	22	361	489	110	323	1781	63.6
1993-94	31	6170	872-1662	.525	81-228	.355	417-651	.641	452	655	1107	35.7	531	6	512	525	117	404	2243	72.4
1994-95	30	6000	797-1807	.441	84-289	.291	404-677	.597	413	688	1240	41.3	646	21	490	559	159	385	2082	69.4
1995-96	28	5600	737-1618	.456	99-327	.303	324-533	.608	376	545	1041	37.2	570	23	430	591	50	378	1897	67.8
1996-97	30	5940	771-1754	.440	75-266	.282	409-666	.614	417	606	1134	37.8	555	12	490	578	80	410	2026	67.5
1997-98	25	5025	584-1365	.428	76-243	.313	350-535	.654	284	512	895	35.8	439	6	327	528	92	203	1594	63.8
1998-99	26	5200	569-1440	.395	120-389	.308	352-541	.651	302	433	867	33.3	507	7	342	598	60	297	1610	61.9
1999-00	28	5600	567-1404	.404	103-304	.339	364-562	.648	351	625	976	34.9	429	8	357	631	93	238	1601	57.2
2000-01	28	5600	613-1461	.420	101-301	.332	350-558	.627	333	600	933	33.3	510	15	406	547	88	246	1677	59.9
2001-02	28	5600	619-1600	.387	124-373	.332	286-438	.653	361	618	979	35.0	522	19	380	527	85	276	1648	58.9
2002-03	27	5475	553-1458	.379	121-388	.312	271-441	.615	302	583	885	32.8	500	19	312	510	99	235	1498	55.5
2003-04	28	5600	542-1426	.380	130-418	.311	289-456	.634	267	632	899	32.1	513	19	295	470	82	205	1503	53.7
2004-05	28	5600	578-1559	.371	140-479	.292	313-453	.691	265	543	808	28.9	510	13	320	454	65	281	1609	57.5
2005-06	27	5425	525-1497	.351	100-395	.253	285-452	.631	348	544	892	33.0	544	19	311	512	95	224	1435	53.1
2006-07	28	5650	574-1553	.370	102-371	.275	322-495	.651	353	600	953	34.0	538	11	356	547	129	276	1572	56.1
2007-08	31	6200	752-1799	.418	126-391	.322	385-656	.684	423	618	1041	33.6	618	25	487	588	135	391	2015	65.0
2008-09	32	6400	784-1856	.422	155-471	.329	341-557	.612	437	671	1108	34.6	558	9	485	551	195	360	2064	64.5
2009-10	34	6850	859-1932	.445	155-450	.344	350-501	.699	466	763	1229	36.1	540	11	534	647	182	320	2223	65.4
2010-11	29	5850	644-1569	.410	124-416	.298	308-494	.623	364	740	1104	38.1	477	5	404	543	187	182	1720	59.3
2011-12	32	6430	772-1924	.401	140-469	.299	405-583	.695	516	766	1282	40.1	574	6	374	467	152	288	2089	65.3
2012-13	34	6800	909-2111	.431	164-519	.316	342-489	.699	502	880	1382	40.6	518	7	444	448	190	289	2324	68.4
2013-14	30	6000	721-1719	.419	92-323	.285	383-597	.627	460	759	1219	40.6	505	10	376	565	97	221	1917	63.9
2014-15	31	6200	673-1687	.399	73-291	.251	350-536	.653	418	753	1171	37.8	504	2	344	563	84	236	1769	57.1
2015-16	31	6275	668-1730	.386	146-496	.294	320-493	.649	347	677	1024	33.0	478	3	345	463	59	239	1802	58.1
2016-17	30	6025	682-1732	.394	204-639	.319	337-479	.704	318	692	1010	33.7	496	8	366	420	38	178	1905	63.5
2017-18	30	6025	719-1821	.395	200-594	.337	324-454	.714	356	771	1117	37.2	500	9	385	456	64	187	1962	65.4
2018-19	32	6450	750-1857	.404	167-484	.345	412-593	.695	391	823	1214	37.9	508	6	407	508	108	229	2079	65.0
2019-20	31	6235	722-1730	.417	167-466	.358	364-504	.722	262	884	1146	37.0	446	6	375	431	90	152	1975	63.7
2020-21	24	4850	531-1394	.381	125-376	.332	254-373	.681	230	655	885	36.9	360	6	264	350	52	145	1441	60.0
2021-22	31	6200	735-1880	.391	188-553	.340	284-474	.670	339	834	1173	37.8	523	8	369	399	65	223	1942	62.6
2022-23	34	6800	838-1926	.435	186-525	.354	365-518	.705	296	821	1117	32.9	579	10	498	468	101	318	2227	65.5
2023-24	35	7100	844-2047	.412	192-603	.318	441-583	.756	313	935	1248	35.7	518	9	463	470	112	278	2321	66.3

► CONFERENCE GAMES

Year	GP	Min	FG-A	Pct	3FG-A	Pct	FT-A	Pct	REBOUNDS			PF	FO	A	TO	Blk	Stl	Pts	Avg	
									Off	Def.	Tot.									
1977-78	8	-	195-525	.371	N/A	N/A	104-157	.662	-	-	339	42.4	160	5	95	-	-	494	61.8	
1978-79	8	-	147-416	.353	N/A	N/A	85-120	.708	-	-	254	31.7	153	-	66	173	-	-	377	47.1
1979-80	12	-	-	.440	N/A	N/A	-	.634	-	-	-	-	-	-	-	-	-	-	64.4	
1980-81	12	2405	299-676	.442	N/A	N/A	152-254	.598	-	-	414	34.5	161	3	182	199	19	105	750	62.5
1981-82	12	2400	285-626	.455	N/A	N/A	198-269	.736	-	-	369	30.8	184	5	161	223	23	111	768	64.0
1982-83	14	2800	396-897	.441	N/A	N/A	161-251	.641	-	-	454	32.4	281	6	205	263	40	176	953	68.1
1983-84	-	-	-	-	N/A	N/A	-	-	-	-	-	-	-	-	-	-	-	-	-	-
1984-85	14	-	-	.464	N/A	N/A	-	.676	-	-	-	-	-	-	-	-	-	1108	79.1	
1985-86	14	2755	422-942	.448	N/A	N/A	176-264	.667	-	-	512	36.6	313	10	203	311	42	147	1020	72.9
1986-87	18	3625	484-1113	.435	0-0	.000	252-360	.700	-	-	749	41.6	319	3	249	382	67	178	1220	67.8
1987-88	20	4000	576-1305	.441	3-18	.167	330-481	.686	-	-	884	44.2	331	6	275	375	109	237	1485	74.3
1988-89	18	3600	518-1130	.458	4-22	.182	265-375	.707	248	422	743	41.3	324	7	312	346	77	167	1305	72.5
1989-90	18	3600	461-1023	.451	3-26	.115	192-294	.653	175	345	585	32.5	343	8	280	376	20	187	1117	62.1
1990-91	12	2525	337-797	.423	48-155	.310	166-260	.639	181	284	506	42.2	193	6	195	216	23	124	888	74.0
1991-92	14	2800	436-852	.512	45-100	.450	179-279	.642	199	333	574	41.0	259	7	263	271	52	128	1096	78.3
1992-93	14	2790	259-857	.419	28-89	.315	142-248	.573	187	301	542	38.7	275	11	179	214	49	159	888	63.4
1993-94	14	2760	405-869	.466	36-112	.321	198-303	.653	194	307	501	35.8	243	2	230	192	95	240</		

AZTEC HISTORY



COACHING HISTORY



Kathleen Wallace



Richie Spears



Earnest Riggins



Beth Burns



Barb Smith



Jim Tomey



Beth Burns



Stacie Terry

Western Collegiate Athletic Association

Year	W-L	Overall W-L	Conf. Place	Coach	MVP	Postseason
1976-77	4-16	1-7	4th	Kathleen Wallace	N/A	N/A
1977-78	10-18	0-8	5th	Kathleen Wallace	Laura Dion	N/A
1978-79	13-16	0-8	5th	Richie Spears	Deb Hoistad	N/A
1979-80	23-10	6-6	4th	Richie Spears	Judy Porter	N/A
1980-81	25-11	6-6	4th	Richie Spears	Diena Pels	AAIAW Regionals
1981-82	20-13	4-8	5th	Richie Spears	Judy Porter	N/A
1982-83*	10-18	3-11	6th	Spears/Steve Salvo*	Judy Porter	N/A
1983-84	24-6	9-5	3rd	Earnest Riggins	Tina Hutchinson	NCAA Second Round
1984-85	21-9	9-5	4th	Earnest Riggins	Penny Toler	NCAA Second Round

Big West Conference (Formerly the Pacific Coast Athletic Association)

Year	W-L	Overall W-L	Conf. Place	Coach	MVP	Postseason
1985-86	14-17	6-8	1-4th	Earnest Riggins	Sheilda Arceneaux	N/A
1986-87	13-16	9-9	1-6th	Earnest Riggins	Jessica Haynes	N/A
1987-88	21-10	11-7	1-4th	Earnest Riggins	Chana Perry	N/A
1988-89	25-9	12-6	1-4th	Earnest Riggins	Chana Perry	WNIT Finals
1989-90	7-23	6-12	8th	Beth Burns	Julie Evans	N/A

Western Athletic Conference

Year	W-L	Overall W-L	Conf. Place	Coach	MVP	Postseason
1990-91	14-14	6-6	4th	Beth Burns	Kieishsha Ganes	N/A
1991-92	18-11	9-5	4th	Beth Burns	Michelle Miles	N/A
1992-93	19-9	9-5	1-2nd	Beth Burns	Falisha Wright	NCAA First Round
1993-94	26-5	13-1	1st	Beth Burns	Sarii Epps, Rachelle Johnson	NCAA Second Round
1994-95	24-6	14-0	1st	Beth Burns	Falisha Wright, Christina Murguia	NCAA First Round
1995-96	20-8	9-5	3rd	Beth Burns	Jodi Nowlin	N/A
1996-97	23-7	15-1	1st	Beth Burns	Jodi Nowlin-Tres, Sandy Wright	NCAA First Round
1997-98	10-15	4-10	7th	Barb Smith	Charley Murray	N/A
1998-99	7-19	4-10	7th	Barb Smith	Charley Murray	N/A

Mountain West Conference

Year	W-L	Overall W-L	Conf. Place	Coach	MVP	Postseason
1999-00	9-19	4-10	1-6th	Barb Smith	Team	N/A
2000-01	13-15	5-9	6th	Barb Smith	Team	N/A
2001-02	10-18	2-12	7th	Barb Smith	N/A	N/A
2002-03	9-18	3-11	7th	Jim Tomey	N/A	N/A
2003-04	8-20	3-11	7th	Jim Tomey	N/A	N/A
2004-05	8-20	2-12	1-7th	Jim Tomey	N/A	N/A
2005-06	3-24	0-16	9th	Beth Burns	Michelle Strawberry	N/A
2006-07	12-16	5-11	7th	Beth Burns	Quenese Davis	N/A
2007-08	18-13	7-9	1-5th	Beth Burns	Jené Morris	N/A
2008-09	24-8	13-3	1-1st	Beth Burns	Quenese Davis, Jené Morris	NCAA Second Round
2009-10	23-11	10-6	1-3rd	Beth Burns	Quenese Davis, Jené Morris	NCAA Sweet 16
2010-11	12-17	6-10	6th	Beth Burns	N/A	N/A
2011-12	25-7	12-2	1st	Beth Burns	N/A	NCAA First Round
2012-13	27-7	15-1	1st	Beth Burns	N/A	WNIT Second Round
2013-14	13-17	9-9	1-6th	Stacie Terry	N/A	N/A
2014-15	12-19	8-10	7th	Stacie Terry	N/A	N/A
2015-16	12-19	6-12	1-8th	Stacie Terry	N/A	N/A
2016-17	11-19	6-12	9th	Stacie Terry	McKynzie Fort	N/A
2017-18	11-19	5-13	1-8th	Stacie Terry	McKynzie Fort	N/A
2018-19	14-18	7-11	1-7th	Stacie Terry	N/A	N/A
2019-20	14-17	9-9	1-5th	Stacie Terry-Hutson	Taylor Kalmer	N/A
2020-21	7-17	5-12	9th	Stacie Terry-Hutson	N/A	N/A
2021-22	15-16	8-10	7th	Stacie Terry-Hutson	N/A	N/A
2022-23	23-11	12-6	T-3rd	Stacie Terry-Hutson	N/A	N/A
2023-24	22-13	10-8	T-4th	Stacie Terry-Hutson	N/A	N/A

COACHING RECORDS - ALL GAMES

	Gm.	W	L	Win Pct.	Pts. SDSU	Pts. Opp.	Avg. SDSU	Avg. Opp.
Kathleen Wallace (1976-78)	48	14	34	.292	3,011	3,501	62.7	72.9
Richie Spears (1979-83)	146	88	58	.603	9,383	8,502	64.7	58.6
Steve Salvo* (1983)	13	3	10	.231	887	1,073	68.2	82.5
Earnest Riggins (1984-89)	185	118	67	.638	14,061	12,694	69.1	63.1
Beth Burns (1990-97; 2005-13)	481	295	186	.613	31,523	28,912	65.5	60.1
Barb Smith (1997-2002)	135	49	86	.363	8,130	8,646	60.2	64.0
Jim Tomey (2002-05)	83	25	58	.301	4,610	5,156	55.5	62.1
Stacie Terry-Hutson (2013-present)	339	154	185	.454	21,343	22,042	63.0	65.0
Totals	1,430	746	584	.522	91,043	88,415	63.7	61.8

ALL-TIME AZTEC ASSISTANT COACHES

Nicole Anderson	2003-04
Yvette Angel	1990-92
Adam Barrett	2013
Mike Callahan	1978-83
Giara Carl	2014-2021
Jorge Cerna	2011-12
Fred Chmiel	2009-10
Jesse Clark	2014-18
DeAnn Craft	1998
Eileen Feeney	1996-97
Dustin Finley	2005
Kathy Flannigan	1985-87
Marsha Frese	2020-21
Susie Gardner	1993-96
Jason Glover	2021-23
Gregg Gottlieb	2023-present
Nick Grant	2015-21
Jennifer Gross	2003-04
Matt Hart	2003-04
Steve Huber	2000-02
Renee Jimenez	2006-08
Carlos Knox	2011
Susan Kubala	1991-93
Judy LaWinter	1979
Kellie Lewis	2021-present
Jan Martin	1989
Kyla McDaniel	1998-99
Cathy McDonald	1997
Mickey McGlade	1980-82
Dana McGraw	2001-02
Michelle Miles	1993
Kevin Morrison	2018-20
Kate Paye	1996, 2006-07
Krista Poehler	2005
Jennifer Price	1998-99
Tammi Reiss	2011-13
Steve Salvo	1983-84
Yvonne Sanchez	2000
Trisha Sears	2001-02
Jon Silver	2021-present
Shanele Stires	2009-10
Pam Tanner	1994-95
Mark Trakh	2010
Heidi VanDerveer	2007
Aisha Veasley	2014
Ken Weeks	1988-89
Fentriss Winn	2005
Judeah Woods	2006-13

YEAR-BY-YEAR RESULTS



1976-77

Overall record: 4-16

Conference record: 1-7 (Western Collegiate)

Head Coach: Kathleen Wallace

N.29	Northern Arizona	W	64-44
D.10	Cal State L.A.	L	62-67
<i>Cal Poly Pomona Tournament (Pomona, Calif.)</i>			
D.17	at Cal Poly Pomona	L	38-103
D.18	vs. Cal Poly	L	46-55
<i>Chico State Tournament (Chico, Calif.)</i>			
J.6	vs. Pepperdine	W	62-45
J.7	at Chico State	L	53-62
J.8	vs. Long Beach State	L	60-81
J.13	Fresno State	W	61-42
J.14	Cal State Fullerton*	L	40-78
J.21	at USC*	W	62-59
J.22	at Biola	L	60-70
J.25	at UCLA*	L	42-93
J.29	at Long Beach State*	L	60-76
F.5	at Cal Poly Pomona	L	68-82
F.8	USC*	L	61-85
F.11	at Cal State Fullerton*	L	56-101
F.12	at UC Santa Barbara	L	43-56
F.18	Long Beach State*	L	74-95
F.25	UCLA*	L	45-98
M.4	Cal Poly Pomona	L	47-80

1977-78

Overall record: 10-18

Conference record: 0-8 (Western Collegiate)

Head Coach: Kathleen Wallace

Cal Poly SLO Tournament (San Luis Obispo, Calif.)

D.2	at Cal Poly SLO	L	79-80
D.2	vs. Fresno State	W	82-60
D.3	vs. San José State	W	89-83
D.9	Cal Poly Pomona	L	60-69
D.12	Pepperdine (OT)	L	71-72
D.16	UC Irvine	W	93-55
D.23	Brigham Young	L	60-70
J.5	at Cal State L.A.	W	75-40
J.10	Cal State Fullerton*	L	76-80
J.13	at Northern Arizona	W	77-65
J.14	at Arizona State	L	65-86
J.17	USC*	L	57-69
J.20	UC Santa Barbara	W	66-57
J.21	Cal State L.A.	W	68-58
J.26	at Long Beach State*	L	68-81
J.28	UCLA*	L	49-96
F.1	at Cal Poly SLO	W	62-50
F.2	at Fresno State	W	61-44
F.3	at UC Santa Barbara	L	59-73
F.7	USC*	L	83-99
F.11	at Cal State Fullerton*	L	65-102
F.14	at Cal State Northridge	L (OT)	70-76
F.16	Long Beach State*	L	52-79
F.17	at Pepperdine	L	64-75
F.22	at UCLA*	L	44-104
F.23	Biola	L	58-79
F.28	San Diego	W	83-31
M.3	at Cal Poly Pomona	L	71-96

1978-79

Overall record: 13-16

Conference record: 0-8 (Western Collegiate)

Head Coach: Richie Spears

N.28	UC San Diego	W	72-33
D.1	Cal Poly SLO	W	50-37
D.3	Pepperdine	L	53-59
D.8	at Cal Poly Pomona	L	31-74
D.9	Cal State L.A.	W	52-49

D.11	San Diego	W	98-17
<i>California Invitational (Berkeley, Calif.)</i>			
D.14	at California	W	74-69
D.15	vs. Texas Tech	W	52-50
D.16	vs. Long Beach State	L	50-74
D.19	UC Irvine	W	69-54
D.19	Biola	L	48-50
J.13	at UC Santa Barbara	W	51-47
J.17	at Cal State Fullerton*	L	42-58
J.20	USC*	L	47-61
J.25	at UCLA*	L	30-90
J.27	Long Beach State*	L	66-82
F.2	at UNLV	L	58-78
F.6	Cal State Northridge	W	74-65
F.7	at Pepperdine	L	44-60
F.9	Cal Poly Pomona	L	59-72
F.10	Cal State Fullerton*	L	48-53
F.15	at Long Beach State*	L	51-52
F.16	Cal State L.A.	L	67-74
F.17	UC Santa Barbara	W	55-37
F.23	UCLA*	L	51-84
F.24	at UC Irvine	W	54-53
F.25	CS Dominguez Hills	W	71-33
M.1	USC*	L	44-67
M.3	San Diego	W	74-35

1979-80


Overall record: 23-10

Conference record: 6-6 (Western Collegiate)

Head Coach: Richie Spears

N.13	at U.S. International	W	85-25
------	-----------------------	---	-------

Cal Poly SLO Tournament (San Luis Obispo, Calif.)



Diana Pels was the team MVP in 1980-81, after leading the Aztecs to a 25-11 record and a spot in the AIAW regionals.

N.16	vs. San José State	L	45-56
N.16	vs. UC Santa Barbara	W	67-45
N.17	vs. Fresno State	W	61-59
N.20	Biola	W	88-64
N.27	at Cal State Northridge	W	68-36
N.30	at UNLV	L	67-90
D.7	at Cal Poly Pomona	L	60-63
D.8	UC Irvine	W	67-66
D.11	Northern Colorado	W	85-61
<i>Cal Poly Pomona Tournament (Pomona, Calif.)</i>			
D.13	vs. Pepperdine	W	65-46
D.14	vs. Michigan State	L	42-58
D.15	vs. Utah	W	57-54
D.17	at UC Irvine	W	47-42
J.5	Cal Poly Pomona	W	60-53
J.8	UCLA*	L	60-73
J.10	Alaska Anchorage	W	70-40
J.13	Cal State Fullerton*	W	49-46
J.15	Hawai'i	W	58-54
J.19	Long Beach State*	L	63-73
J.22	San Diego	W	80-41
J.25	at Arizona*	W	66-65
J.26	at Arizona State*	W	52-49
F.1	UNLV	W	75-67
F.5	USC*	L	62-65
F.7	at UCLA*	L	63-95
F.8	at U.S. International	W	(forfeit)
F.12	at Long Beach State*	L	61-63
F.15	at Cal State Fullerton*	W	67-59
F.22	Arizona State*	W	79-60
F.23	Arizona*	W	88-37
F.28	at San Diego	W	75-21
F.29	at USC*	L	63-66

1980-81

Overall record: 25-11

Conference record: 6-6 (Western Collegiate)

Head Coach: Richie Spears

N.22	at Pepperdine	W	78-61
D.2	San Diego	W	79-34

Dial Classic (Peterson Gym)

D.5	Utah State	W	79-51
D.6	Bishop's University	W	55-47
D.9	Pepperdine	W	58-52
D.13	at UNLV	W	70-61

Cal Poly Pomona Tournament (Pomona, Calif.)

D.18	vs. Cal State Northridge	W	70-47
D.19	vs. Arizona State	W	62-54
D.20	at Cal Poly Pomona	W	66-50

Sourdough Invitational (San Francisco, Calif.)

J.2	vs. Montclair State	W	64-61
J.3	at San Francisco	L	52-61
J.7	Memphis State	L	56-69
J.9	Colorado	W	71-55
J.11	Hawai'i	W	65-35
J.14	at Cal State Fullerton*	W	66-58
J.21	USC*	L	46-75
J.26	UNLV	W	78-59
J.27	Pacific	L	62-70
J.30	Arizona State*	W	65-55
J.31	Arizona*	W	73-54
F.3	UCLA*	W	64-56
F.11	Long Beach State*	L	65-76
F.14	Cal State Fullerton*	W	77-52
F.17	Cal Poly Pomona	W	64-50
F.20	at Arizona State*	L	66-70
F.21	at Arizona*	W	64-46
F.24	at Long Beach State*	L	58-68
F.26	at San Diego	W	65-46
M.6	at UCLA*	L	61-82

YEAR-BY-YEAR RESULTS



M.8	at USC*	L	45-58
<i>AIAW Regional Tournament (Malibu, Calif.)</i>			
M.12	vs. California	W	77-64
M.13	vs. Long Beach State	L	56-71
M.14	vs. UCLA	L	54-61
<i>Northern Lights Invitational (Anchorage, Alaska)</i>			
M.20	vs. Purdue	W	72-48
M.21	vs. Notre Dame	W	71-34
M.22	vs. Houston	W	50-41

1981-82

Overall record: 20-13

Conference record: 4-8 (Western Collegiate)

Head Coach: Richie Spears

N.13	at Biola	W	79-36
N.17	U.S. International	W	90-39
N.23	Washington State	W	59-58
N.28	Brigham Young	W	75-55
N.29	San Francisco	W	62-47
D.1	at Pepperdine	W	75-50

Dial Classic (Peterson Gym)

D.4	Houston	W	59-57
D.10	San Diego	W	76-57
D.11	at Cal Poly Pomona	L	62-66
D.14	Santa Clara	W	65-48

Queens College Tournament (Flushing, N.Y.)

D. 27	vs. Detroit	L	47-56
D. 28	at Queens	W	81-64
D. 29	vs. Virginia	L	34-38
J.5	Northern Arizona	W	77-42
J.6	Oklahoma	W	68-65
J. 11	Old Dominion	L	62-79
J.14	Cal State Fullerton*	W	91-77
J.18	at UC Irvine	L	56-58
J.21	Hawai'i	W	80-28
J.23	at Long Beach State*	L	53-65
J.29	at Arizona*	W	71-59
J.30	at Arizona State*	L	57-78
F.2	UCLA*	L	64-70
F.6	USC*	L	59-77
F.10	at San Diego	W	72-46
F.12	Pepperdine	W	58-52
F.15	UC Irvine	W	64-60
F.17	Long Beach State*	L	70-79
F.20	at Cal State Fullerton*	W	56-54
F.24	Arizona State*	L	67-69
F.26	Arizona*	W	74-42
M.3	at UCLA*	L	51-76
M.5	at USC*	L	55-73

1982-83

Overall record: 10-18


Conference record: 3-11 (Western Collegiate)

Head Coach: Richie Spears/Steve Salvo

N.27	at Pepperdine	L	59-62
D.1	at Weber State (OT)	L	93-95
D.2	at Utah State	W	96-63
D.4	at Utah	L	77-87

Dial Classic (Peterson Gym)

D.10	Texas-El Paso	W	105-72
D.11	San Francisco	W	80-61
D.14	USC*	L	66-102
D.18	New Mexico State	W	90-65
D.31	Oregon State	L	49-54
J.3	Cal Poly Pomona	W	65-59
J.6	Oregon	W	79-71
J.8	San Diego	W	83-56
J.13	at North Carolina	L	74-84
J.14	at Duke	L	68-82
J.16	at Old Dominion	L	76-79



Heidi Bauer scored 1,024 points over her four-year SDSU career that spanned from 1981 to 1985.

J.21	Arizona*	W	82-60
J.22	Arizona State*	L	73-78
J.25	at Cal State Fullerton*	L	58-97
J.29	UCLA*	L	56-72
F.4	at Arizona State*	L	78-82
F.5	at Arizona*	W	64-63
F.9	at Long Beach State*	L	67-112
F.12	at Stanford*	L	60-78
F.15	Cal State Fullerton*	W	80-77
F.23	at UCLA*	L	58-100
F.26	at USC*	L	63-89
M.1	Long Beach State*	L	76-80
M.8	Stanford*	L	72-85

1983-84

Overall record: 24-6

Conference record: 9-5 (Western Collegiate)

Head Coach: Ernest Riggins

N.21	Biola	W	99-59
N.26	at Cal State Northridge	W	95-65
N.29	Hawai'i	W	95-67

Dial Classic (Peterson Gym)

D.2	Lewis-Clark State	W	111-41
D.3	San Diego	W	74-51
D.6	at San Diego	W	73-44
D.8	Pepperdine	W	95-82
D.16	Utah State	W	132-64
D.20	at UC Riverside	W	92-58
D.27	at Pepperdine	W	103-81
J.2	Nevada	W	90-44
J.4	Texas-El Paso	W	116-59
J.7	UC Santa Barbara	W	122-62
J.10	Cal State Fullerton*	W	77-65
J.14	at Texas-El Paso	W	85-65
J.17	Long Beach State*	L	76-82
J.19	at USC*	L	84-101
J.28	UCLA*	W	82-66
F.2	at Arizona*	W	68-66
F.4	at Arizona State*	L	81-83
F.11	Stanford*	W	81-67
F.15	at UCLA*	W	71-68
F.18	USC*	L	67-86
F.21	at Cal State Fullerton*	W	78-64
M.1	Arizona State*	W	83-65
M.3	Arizona*	W	75-63
M.7	at Long Beach State*	L	63-68

M.10	at Stanford*	W	86-43
<i>NCAA Tournament (Peterson Gym)</i>			
M.16	Oregon	W	70-63
<i>NCAA Tournament (Los Angeles, Calif.)</i>			
M.17	vs. Long Beach State	L	73-91

1984-85

Overall record: 21-9

Conference record: 9-5 (Western Collegiate)

Head Coach: Ernest Riggins

N.21	Cal Poly Pomona	W	87-71
------	-----------------	---	-------

L'EGGS Classic (Las Cruces, N.M.)

N.23	vs. Texas-El Paso	W	92-52
N.24	vs. West Texas State	W	82-63
N.28	at Missouri	W	76-70

Illinois Classic (Champaign, Ill.)

N.30	vs. Central Michigan	W	81-45
D.1	vs. Loyola of Chicago	W	83-62
D.4	San Diego	W	97-57

Dial Classic (Peterson Gym)

D.14	Montana State	W	87-52
D.15	Southern Illinois	L	73-77
D.21	San José State	W	97-67
D.27	Minnesota	W	82-66
D.31	Oregon State	L	66-68

Kangaroo Shootout (Peterson Gym)

J.4	Hardin-Simmons	W	112-37
J.5	Louisiana-Monroe (OT)	L	87-89
J.9	Arizona State*	W	78-65
J.11	Arizona*	W	74-56
J.16	Long Beach State*	L	78-105
J.19	UCLA*	W	77-68
J.23	at Cal State Fullerton*	L	65-73
J.28	at USC*	W	61-59
F.5	at Long Beach State*	L	65-92
F.9	at Stanford*	W	73-59
F.14	at Arizona*	W	63-56
F.16	at Arizona State*	W	104-82
F.20	Cal State Fullerton*	W	83-73
F.23	USC*	L	77-90
F.27	at UCLA*	L	64-86
M.8	Stanford*	W	76-60

NCAA Tournament (Las Vegas, Nev.)

M.15	at UNLV	W	70-68
------	---------	---	-------

NCAA Tournament (Monroe, La.)

M.22	at Louisiana Tech	L	64-94
------	-------------------	---	-------

1985-86

Overall record: 14-17

Conference record: 6-8 (Big West)

Head Coach: Ernest Riggins

N.27	at Minnesota	L	59-72
N.29	at Southern Illinois	L	55-76

Dial Classic (Peterson Gym)

D.6	Jackson State	W	90-77
D.7	New Orleans	W	60-58
D.11	at San Diego	W	67-54
D.21	at Cal Poly Pomona	L	74-78

O

range Bowl Super 8 Classic (Miami, Fla.)

D.29	at Miami	L	51-88
D.30	vs. Rutgers	L	66-76
D.31	vs. West Virginia	W	73-71

Kangaroo Shootout (Peterson Gym)

J.3	New Mexico State	W	65-56
J.4	Temple	W	66-61
J.10	at Cal State Fullerton*	L	70-71
J.13	at Louisiana Tech	L	43-87
J.15	at Louisiana-Monroe	L	63-109
J.23	Pacific*	W	97-80

YEAR-BY-YEAR RESULTS



J.25	UC Santa Barbara*	W	88-57
J.28	UCLA	W	96-77
J.30	at UC Irvine*	W	57-52
F.1	UNLV*	W	77-71
F.4	USC	L	73-91
F.6	at UNLV*	L	75-102
F.8	at UC Santa Barbara*	L	63-77
F.10	Long Beach State*	L	77-111
F.13	Cal State Fullerton*	W	91-72
F.15	UC Irvine*	L	69-82
F.18	at Long Beach State*	L	57-104
F.20	at Pacific*	L	75-102
F.28	at Hawai'i*	L	75-79
M.2	at Hawai'i*	W	64-60
<i>PCAA Tournament (Long Beach/Inglewood, Calif.)</i>			
M.6	vs. UC Irvine	W	73-56
M.8	vs. Long Beach State	L	74-116

1986-87

Overall record: 13-16

Conference record: 9-9 (Big West)

Head Coach: Ernest Riggins

Big O Classic (Corvallis, Ore.)

N.28	vs. Texas Tech	L	45-79
N.29	vs. Iowa State	L	66-83

Dial Classic (Peterson Gym)

D.5	Monmouth College	W	54-52
D.6	Southern Illinois	L	57-59
D.9	at USC	L	77-90
D.12	Portland State	W	92-63
D.21	San Diego	W	73-63
D.29	at UCLA	L	56-81
J.3	UC Irvine*	L	48-50



Brooke Meadows pulled down 693 rebounds and also scored 1,310 points in 125 games from 1986-89.

J.6	Cal Poly Pomona	L	60-75
J.8	Long Beach State*	L	59-80
J.10	Cal State Fullerton*	W	68-59
J.15	Fresno State*	W	66-62
J.19	Hawai'i*	W	96-56
J.20	Hawai'i *(OT)	L	67-70
J.24	at UNLV*	L	52-85
J.26	at UC Irvine*	L	53-55
J.29	at Fresno State*	L	63-85
J.31	at San José State*	W	64-60
F.2	at Pacific*	W	85-74
F.5	UC Santa Barbara*	W	67-57
F.7	UNLV*	L	58-63
F.14	at Cal State Fullerton*	L	55-65
F.19	at UC Santa Barbara*	W	69-57
F.21	at Long Beach State*	L	73-109
F.26	Pacific*	W	80-52
F.28	San José State*	W	97-56
<i>PCAA Tournament (Long Beach/Inglewood, Calif.)</i>			
M.5	vs. Hawai'i	W	68-62
M.6	at Long Beach State	L	74-108

1987-88

Overall record: 21-10

Conference record: 11-7 (Big West)

Head Coach: Ernest Riggins

Maine Tournament (Orono, Maine)

N.27	vs. Connecticut	W	69-64
N.28	at Maine	L	65-66
D.1	at San Diego	W	85-61

Coors Classic (Peterson Gym)

D.3	Houston	L	80-84
D.4	Purdue	W	80-74
D.11	Cal State Northridge	W	81-48

Dial Classic (Peterson Gym)

D.29	Texas-El Paso	W	79-68
D.30	Kansas	W	76-63
J.2	Northern Illinois	W	103-92
J.4	at Pacific*	W	77-56
J.7	UC Santa Barbara*	W	77-51
J.9	UC Irvine*	W	91-45
J.12	at Cal Poly Pomona	W	76-50
J.14	at Fresno State*	L	61-69
J.16	at San José State*	W	95-69
J.21	UNLV*	W	69-63
J.25	Cal State Fullerton*	L	64-67
J.28	at Hawai'i*	W	83-75
J.30	at Hawai'i*	L	58-70
F.4	at UC Irvine*	W	59-55
F.6	at UC Santa Barbara*	W	78-39
F.11	San José State*	W	96-54
F.13	Fresno State*	W	78-57
F.18	at Long Beach State*	L	76-96
F.20	at UNLV*	L	62-67
F.23	Oral Roberts	W	86-61
F.25	at Cal State Fullerton*	L	53-55
M.1	Long Beach State*	L	65-90
M.3	Pacific*	W	101-58

PCAA Tournament (Long Beach/Inglewood, Calif.)

M.10	vs. Fresno State	W	64-60
M.11	vs. Long Beach State	L	78-94

1988-89

Overall record: 25-9

Conference record: 12-6 (Big West)

Head Coach: Ernest Riggins

Nevada-Reno Holiday Classic (Reno, Nev.)

N.25	vs. Alabama State	W	82-64
N.26	vs. Nicholls State	W	88-45
N.27	vs. Fairfield	W	78-56

SDSU Classic (Peterson Gym)

D.2	Baylor	W	85-40
D.3	Tennessee Tech	W	78-56
D.6	San Diego	W	82-47
D.16	Pacific*	W	76-55
D.19	at Arizona State	W	87-69
J.2	Murray State	W	81-58
J.3	Missouri	W	97-75
J.5	at UC Irvine*	W	78-47
J.7	at UC Santa Barbara*	W	91-61
J.12	San José State*	W	77-64
J.14	Fresno State*	W	94-80
J.19	at Long Beach State*	L	80-99
J.21	at UNLV*	W	55-51
J.25	Hawai'i*	L	60-73
J.26	Hawai'i*	W	56-52
J.28	at Cal State Fullerton*	L	56-57
F.2	UC Santa Barbara*	W	69-55
F.9	at Fresno State*	W	66-61
F.11	at San José State*	W	84-52
F.13	UC Irvine*	W	85-62
F.16	UNLV*	W	65-64
F.18	Long Beach State*	L	80-91
F.20	Cal State Fullerton*	L	65-71

Northern Lights Tournament (Anchorage, Alaska)

F.24	vs. Monmouth	W	71-48
F.25	vs. Old Dominion	L	69-90
F.26	vs. Providence	W	77-69
M.4	at Pacific*	L	68-85

Big West Tournament (Long Beach, Calif.)

M.9	vs. Cal State Fullerton	L	60-68
-----	-------------------------	---	-------

WNIT (Amarillo, Texas)

M.23	vs. Radford	W	99-92
M.24	vs. Murray State	W	97-81
M.25	vs. Oregon	L	64-67

1989-90

Overall record: 7-23

Conference record: 6-12 (Big West)

Head Coach: Beth Burns

Coopers & Lybrand Invitational (Chicago, Ill.)

N.24	vs. Alcorn State	L	48-67
N.25	vs. Clemson	L	45-62
D.2	at USC	L	66-73
D.6	San Diego	L	68-76
D.8	at California	L	68-80
D.10	at Stanford	L	45-109
D.18	Northern Arizona	W	66-53

Zuma Jay's Lady Wave Classic (Malibu, Calif.)

D.29	vs. Iowa State	L	59-65
D.30	vs. Texas-San Antonio	L	65-67
D.31	Arizona State	L	50-76
J.3	Northern Illinois	L	79-99
J.6	Long Beach State*	L	53-74
J.9	UNLV*	L	60-91
J.13	Cal State Fullerton*	W	71-68
J.16	at Fresno State*	L	69-83
J.18	at Pacific*	L	64-68
J.20	at San José State*	W	84-74
J.22	at Cal State Fullerton*	L	42-61
J.25	UC Santa Barbara*	L	57-65
J.27	UC Irvine*	W	67-39
F.1	at Long Beach State*	L	63-94
F.3	at UNLV*	L	51-91
F.8	at Hawai'i*	L	49-73
F.10	at Hawai'i*	L	73-88
F.17	Pacific*	L	68-82
F.22	at UC Irvine*	W	67-54
F.24	at UC Santa Barbara*	W	53-51
M.1	San José State*	W	66-42

YEAR-BY-YEAR RESULTS



M.3	Fresno State*	L	60-93
<i>Big West Tournament (Long Beach, Calif.)</i>			
M.7	vs. San José State	L	59-81

1990-91

Overall record: 14-14

Conference record: 6-6 (Western Athletic)

Head Coach: Beth Burns

Saint Mary's Invitational (Moraga, Calif.)

N.23	vs. McNeese State	W	101-55
N.24	at Saint Mary's	L	68-83
N.27	San Diego	W	79-75
D.4	USC	L	54-68

Long Beach State Dial Classic (Long Beach, Calif.)

D.7	vs. Kansas State	L	65-73
D.8	vs. Southern Utah	W	89-46
D.13	UC Santa Barbara	W	76-71
D.18	Texas Tech	L	57-72
D.28	UC Riverside	W	94-61
D.30	Eastern Michigan	W	73-59
J.2	Cal Poly Pomona	W	72-54
J.5	at San Francisco	L	63-65
J.10	Brigham Young* (OT)	W	74-70
J.12	Utah*	W	87-80
J.15	at Fresno State	L	69-85
J.19	at Texas-El Paso* (2OT)	L	71-77
J.25	at Creighton*	L	76-90
J.31	Colorado State*	W	73-50
F.2	Wyoming* (OT)	W	79-75
F.7	at Brigham Young*	W	83-80
F.9	at Utah*	L	58-79
F.14	at Cal State Fullerton	L	49-77
F.16	Texas-El Paso*	W	84-62
F.19	Cal State Northridge	W	70-60
F.23	Creighton*	L	76-82
F.28	at Colorado State* (OT)	L	69-73
M.2	at Wyoming*	L	58-69
<i>WAC Tournament (Laramie, Wyo.)</i>			
M.8	vs. Creighton	L	75-78

1991-92

Overall record: 18-11

Conference record: 9-5 (Western Athletic)

Head Coach: Beth Burns

N.23	at San Diego	W	72-68
<i>Titan Gatorade Classic (Fullerton, Calif.)</i>			
N.29	vs. Georgetown	L	74-78
N.30	vs. Gonzaga	W	69-54
D.3	USC	W	71-64
D.10	Cal Poly Pomona	W	72-49
D.17	UC Irvine	W	70-49
D.21	Hawai'i	L	70-72
D.28	at Seton Hall	L	61-71
D.30	at Iona	W	83-51
J.3	UCLA	L	59-82
J.5	at Loyola Marymount	W	65-54
J.11	Cal State Northridge	W	97-41
J.18	New Mexico*	W	91-44
J.21	Fresno State	L	84-86
J.23	Wyoming*	W	83-63
J.25	Colorado State*	W	101-62
J.30	at Texas-El Paso*	W	82-64
F.1	at Creighton*	L	73-82
F.6	Utah*	W	74-51
F.8	Brigham Young*	L	76-84
F.15	at New Mexico*	W	74-52
F.20	at Colorado State*	W	82-74
F.22	at Wyoming*	W	78-69
F.27	Creighton*	L	75-76
F.29	Texas-El Paso*	W	80-44

M.5	at Brigham Young*	L	65-66
M.7	at Utah*	L	61-77
<i>WAC Tournament (Salt Lake City, Utah)</i>			
M.12	vs. Wyoming	W	66-58
M.13	vs. Creighton	L	66-89

1992-93

Overall record: 19-9

Conference record: 9-5 (Western Athletic)

Head Coach: Beth Burns

D.2	San Diego	W	72-66
D.4	Loyola Marymount	W	59-45
D.6	at UCLA	W	77-52
D.11	St. John's	W	51-42
D.17	Oregon State	W	61-50
D.20	Texas A&M	L	62-63
<i>Villanova Tournament (Philadelphia, Pa.)</i>			
D.28	vs. Georgia	W	70-63
D.29	at Villanova	W	56-54
J.3	USC	W	63-61
J.7	at San Francisco	W	78-56
J.11	at Arizona	L	58-75
J.15	Fresno State*	W	63-40
J.22	at Texas-El Paso*	L	59-70
J.24	at New Mexico*	W	55-44
J.28	Colorado State*	W	82-59
J.30	Wyoming*	W	53-48
F.4	at Utah*	L	42-68
F.6	at Brigham Young*	L	73-82
F.13	at Fresno State*	W	58-55
F.18	New Mexico*	W	78-51
F.20	Texas-El Paso*	L	53-54
F.25	at Wyoming*	L	72-78
F.27	at Colorado State*	W	64-60
M.4	Brigham Young*	W	73-57
M.6	Utah*	W	63-57
<i>WAC Tournament (Salt Lake City, Utah)</i>			
M.10	vs. Fresno State	W	62-38
M.12	at Utah	L	56-74
<i>NCAA Tournament (Athens, Ga.)</i>			
M.17	at Georgia	L	68-85

1993-94

Overall record: 26-5

Conference record: 13-1 (Western Athletic)

Head Coach: Beth Burns

<i>DePaul Thanksgiving Tournament (Chicago, Ill.)</i>			
N.26	vs. Purdue	L	60-86
N.27	vs. Army	W	71-53
D.1	at Loyola Marymount	W	60-49
D.4	at San Diego	W	72-51
D.7	Arizona State	W	76-46
D.11	Arizona	L	58-63
<i>Santa Clara Diet Pepsi Shoot-Out (Santa Clara, Calif.)</i>			
D.18	vs. Memphis State	W	72-56
D.19	vs. Princeton	W	59-47
D.30	Oregon	W	84-77
J.2	at USC	L	62-82
J.11	Gonzaga	W	69-54
J.13	Utah*	W	62-38
J.15	Brigham Young*	W	74-56
J.18	Cal State Fullerton	W	85-44
J.22	at Fresno State*	W	75-50
J.27	at Colorado State*	W	53-47
J.29	at Wyoming*	W	76-54
F.4	Wyoming*	W	70-61
F.6	Colorado State*	W	84-50
F.11	at New Mexico*	W	98-52
F.13	at Texas-El Paso*	W	67-65
F.18	Texas-El Paso*	W	69-53

F.20	New Mexico*	W	96-36
F.24	at Brigham Young*	L	66-68
F.25	at Utah*	W	71-52
M.5	Fresno State*	W	83-58
<i>WAC Tournament (Salt Lake City, Utah)</i>			
M.9	vs. New Mexico	W	95-60
M.11	vs. Fresno State	W	73-53
M.12	vs. Colorado State	W	51-47
<i>NCAA Tournament (Peterson Gym)</i>			
M.16	Hawai'i	W	81-75
M.20	Texas A&M	L	72-75

1994-95

Overall record: 24-6

Conference record: 14-0 (Western Athletic)

Head Coach: Beth Burns

Colorado Coors Classic (Boulder, Colo.)

N.25	vs. George Mason	W	76-60
N.26	at Colorado	L	51-70
N.30	San Diego	W	67-62
D.3	Pepperdine	W	59-56
D.6	USC	L	55-67
D.11	Oregon State	L	55-59
D.17	Loyola Marymount	W	72-32
D.20	Southern Utah	W	77-51
<i>St. John's Tournament (Jamaica, N.Y.)</i>			
D.28	vs. Alabama	W	79-76
D.29	at St. John's	L	77-81
J.3	at Northern Arizona	W	72-58
J.5	at Arizona State	W	67-52
J.12	at Utah*	W	70-55
J.14	at Brigham Young*	W	63-55
J.19	New Mexico*	W	85-61
J.21	Texas-El Paso*	W	73-50
J.26	at Wyoming*	W	68-49
J.28	at Colorado State*	W	56-46
F.2	Colorado State*	W	73-51
F.4	Wyoming*	W	81-55
F.9	at Texas-El Paso*	W	72-56
F.11	at New Mexico*	W	75-47
F.17	Fresno State*	W	97-35
F.23	Brigham Young*	W	87-63
F.25	Utah*	W	71-55
M.3	at Fresno State*	W	73-54
<i>WAC Tournament (Albuquerque, N.M.)</i>			
M.8	at New Mexico	W	57-39
M.10	vs. Texas-El Paso	W	71-49
M.11	vs. Utah	L	57-64
<i>NCAA Tournament (Peterson Gym)</i>			
M.16	Montana	L	46-57

1995-96

Overall record: 20-8

Conference record: 9-5 (Western Athletic)

Head Coach: Beth Burns

N.26	at Texas	L	58-69
N.28	at San Diego	W	60-47
D.3	California	W	82-70
D.6	at USC	W	67-66
D.16	Long Beach State	W	72-53
D.18	at Gonzaga	W	78-59
D.20	at Oregon	L	52-59
D.27	Long Island	W	83-38
D.30	Pittsburgh	W	83-69
J.2	Northern Arizona	W	66-61
J.4	at Pepperdine	W	74-62
J.7	Cal Poly	W	64-31
J.11	Brigham Young*	W	85-59
J.13	Utah*	W	67-55
J.18	at New Mexico*	L	56-62

YEAR-BY-YEAR RESULTS



J.20	at Texas-El Paso*	W	81-71
J.25	Texas-El Paso *	W	62-40
J.27	New Mexico*	W	74-52
F.1	at Colorado State*	L	58-66
F.3	at Wyoming*	L	60-66
F.8	Colorado State*	W	66-64
F.10	Wyoming*	W	55-38
F.16	at Fresno State*	W	74-57
F.22	at Utah*	L	56-69
F.24	at Brigham Young*	L	61-78
M.1	Fresno State*	W	76-48
<i>WAC Tournament (Albuquerque, N.M.)</i>			
M.6	vs. Fresno State	W	69-48
M.8	vs. Colorado State	L	58-64

1996-97

Overall record: 23-7

Conference record: 15-1 (Western Athletic)

Head Coach: Beth Burns

Baylor Tournament (Waco, Texas)

N.22	vs. Stephen F. Austin	L	62-67
N.23	vs. North Texas	W	64-40
N.26	San Diego	W	55-34
D.1	USC	L	60-71
D.7	Pepperdine	W	66-51
D.10	at Long Beach State	W	75-49
D.13	Georgia State	W	75-46
D.19	Arizona	L	48-66

Maryland Dial Classic (College Park, Md.)

D.28	vs. Southwest Texas State	L	65-68
D.29	vs. Radford	L	59-65
J.2	at San José State*	W	82-37
J.4	at Fresno State*	W	63-50
J.9	UNLV*	W	92-48
J.11	Air Force*	W	70-41
J.16	at Wyoming*	W	54-48
J.19	at Colorado State*	W	70-53
J.22	Texas-El Paso*	W	75-42
J.25	at Hawai'i*	L	44-54
J.30	Fresno State*	W	70-41
F.1	San José State*	W	92-47
F.6	at Air Force*	W	89-57
F.8	at UNLV*	W	62-50
F.13	Colorado State*	W	61-53
F.15	Wyoming*	W	79-48
F.20	Hawai'i*	W	58-53
F.26	at Texas-El Paso*	W	81-52

WAC Tournament (Las Vegas, Nev.)

M.5	vs. New Mexico	W	57-50
M.7	vs. Hawai'i	W	74-48
M.8	vs. Utah	W	56-50

NCAA Tournament (Knoxville, Tenn.)

M.15	vs. Oregon	L	68-80
------	------------	---	-------

1997-98

Overall record: 10-15

Conference record: 4-10 (Western Athletic)

Head Coach: Barb Smith

N.16	Oregon State	W	63-56
N.23	Toledo	L	67-75
<i>Pepsi Shootout (Eugene, Ore.)</i>			
N.28	vs. Portland State (OT)	L	66-68
D.4	at Penn State	L	56-70
D.7	at Duquesne	W	64-59
D.13	at USC	L	51-62
D.15	UC Santa Barbara	L	79-82
D.19	at Long Beach State	W	68-60
D.28	Kansas State	W	57-53
J.2	Fresno State*	L	52-74



Sandy Wright led San Diego State in assists in each of her two campaigns in 1995-96 and 1996-97.

J.4	San José State*	W	68-55
J.10	at Hawai'i*	L	38-88
J.15	at TCU*	L	68-83
J.17	at SMU*	L	62-71
J.22	Tulsa*	W	80-58
J.25	Rice*	L	63-66
J.29	at San José State*	W	77-49
F.1	at Fresno State*	L	72-82
F.3	Hawai'i*	L	48-85
F.7	at Air Force%	W	78-54
F.12	SMU*	L	54-66
F.14	TCU*	W	72-66
F.19	at Rice*	L	61-66
F.21	at Tulsa*	L	52-54
F.26	Air Force%	W	68-59

% WAC Crossover game

1998-99

Overall record: 7-19

Conference record: 4-10 (Western Athletic)

Head Coach: Barb Smith

N.14	San Francisco	L	43-54
N.17	at Oregon State	L	67-71
N.23	at Arizona	L	69-76
<i>SDSU Tournament (Cox Arena)</i>			
N.27	Idaho State	W	66-58
N.28	Penn State	L	53-76
<i>Kansas State Tournament (Manhattan, Kan.)</i>			
D.4	vs. Detroit	W	78-59
D.5	at Kansas State	L	56-77
D.11	UCLA	L	56-104
D.21	Boston College	L	56-86
D.28	at Toledo	L	72-89
D.30	Duquesne	W	72-65
J.2	at UC Santa Barbara	L	50-78
J.7	New Mexico*	L	53-66
J.9	Texas-El Paso*	W	67-50
J.14	at Utah*	L	60-74

J.16	at Brigham Young* (OT)	L	71-72
J.23	Hawai'i*	L	57-65
J.28	San José State*	W	89-51
J.30	Fresno State*	W	89-68
F.4	at New Mexico*	L	51-75
F.6	at Texas-El Paso*	L	58-64
F.11	Utah*	L	42-64
F.13	Brigham Young*	L	53-66
F.20	at Hawai'i*	L	39-66
F.25	at Fresno State*	L	55-68
F.27	at San José State*	W	78-46

1999-2000

Overall record: 9-19

Conference record: 4-10 (Mountain West)

Head Coach: Barb Smith

American Dream Classic (Pocatello, Idaho)

N.19	at Idaho State	L	68-72
N.20	vs. Portland	L	49-50

Pacific Bell Classic (Cox Arena)

N.26	Indiana State	W	53-39
N.27	Missouri	L	61-85
D.1	at San Francisco	L	58-67
D.4	USC	L	60-72
D.9	at UCLA	L	61-82
D.19	Loyola Marymount	L	51-62
D.21	Montana	W	51-49
D.28	at Northern Arizona	L	57-65
D.30	at Cal State Fullerton	W	80-51
J.4	TCU	W	63-51
J.13	Utah*	L	44-53
J.15	Brigham Young*	L	37-60
J.17	Texas A&M-CC	W	57-52
J.20	at New Mexico*	L	47-65
J.22	at Air Force*	L	72-77
J.29	UNLV*	W	54-52
F.3	Wyoming*	L	71-78
F.5	Colorado State*	W	68-58
F.10	at Utah*	L	38-63
F.12	at Brigham Young*	L	58-84
F.17	New Mexico*	L	60-66
F.19	Air Force*	W	70-38
F.26	at UNLV*	L	63-69
M.2	at Wyoming*	L	55-63
M.4	at Colorado State*	W	58-51
<i>MW Tournament (Las Vegas, Nev.)</i>			
M.8	Brigham Young	L	37-78

2000-01

Overall record: 13-15

Conference record: 5-9 (Mountain West)

Head Coach: Barb Smith

N.18	at Montana	L	58-68
N.21	at Loyola Marymount	L	59-69
<i>Pacific Bell Classic (Cox Arena)</i>			
N.24	Illinois State	W	88-59
N.25	Chattanooga	L	59-74
N.28	at Portland State	W	53-50
<i>Unilever Lady Tiger Classic (Columbia, Mo.)</i>			
D.1	vs. Alcorn State	W	60-43
D.2	at Missouri	L	69-89
D.6	at San José State	L	54-59
D.18	Cal State Fullerton	W	84-47
D.22	California	W	63-49
D.30	Northern Arizona	W	58-50
J.2	at Cal Poly	W	73-63
J.7	at Texas A&M-CC	W	67-59
J.11	Brigham Young*	W	63-61
J.13	Utah*	L	47-56
J.18	at Air Force*	W	50-49

YEAR-BY-YEAR RESULTS



J.20	at New Mexico*	L	66-86
J.27	UNLV*	L	41-82
F.1	Wyoming*	W	58-50
F.3	Colorado State*	L	54-55
F.8	at Utah*	L	46-62
F.10	at Brigham Young*	L	53-76
F.15	New Mexico*	W	56-53
F.17	Air Force*	W	57-30
F.24	at UNLV*	L	67-68
M.1	at Colorado State*	L	67-81
M.3	at Wyoming*	L	59-73
<i>MW Tournament (Las Vegas, Nev.)</i>			
M.7	vs. New Mexico	L	49-55

2001-02

Overall record: 10-18

Conference record: 2-12 (Mountain West)

Head Coach: Barb Smith

N.16	Cal Poly	W	63-54
N.18	at California	L	60-74
N.23	UC San Diego	L	59-63
N.25	Navy	W	73-69

Cook Children's Hoops Classic (Ft. Worth, Texas)

D.1	vs. Prairie View A&M	W	68-46
D.2	at TCU	L	49-75
D.6	San José State	L	62-65
D.16	Sacramento State	W	72-51
D.20	at UMKC	W	52-51
D.22	at Creighton	L	55-66
D.28	Radford	W	89-42
J.30	Detroit	W	70-56
J.5	Portland State	W	73-51
J.12	at UNLV*	L	55-67
J.17	at Colorado State*	L	49-58
J.19	at Wyoming*	L	51-86
J.23	New Mexico*	L	49-58
J.26	Air Force*	W	58-50
J.31	at Brigham Young*	L	41-67
F.2	at Utah*	L	59-75
F.9	UNLV*	L	49-57
F.14	Wyoming*	L	43-53
F.16	Colorado State*	L	60-69
F.21	at Air Force*	W	83-79
F.23	at New Mexico*	L	53-63
F.28	Utah*	L	45-47
M.2	Brigham Young*	L	56-72
<i>MW Tournament (Las Vegas, Nev.)</i>			
M.6	vs. New Mexico	L	52-65

2002-03

Overall record: 9-18

Conference record: 3-11 (Mountain West)

Head Coach: Jim Tomey

N.22	Centenary	W	75-58
N.25	at Saint Mary's	L	47-60

Fresno State Classic (Fresno, Calif.)

N.29	vs. Murray State	W	59-54
N.30	at Fresno State	L	49-59
D.4	UC Irvine (OT)	L	58-61
D.11	at San Diego	L	53-72
D.19	American	W	62-45
D.22	Creighton (OT)	L	72-79
D.28	Cal State Northridge	W	75-54
J.5	UMKC	W (ot)	56-52
J.9	at Portland State	L	55-59
J.11	at Sacramento State	W	77-68
J.18	UNLV*	L	49-50
J.23	Brigham Young*	L	46-61
J.25	Utah*	L	44-59
J.30	at New Mexico*	L	42-75

F.1	at Air Force*	W	73-55
F.6	Colorado State*	W	60-47
F.8	Wyoming*	L	52-66
F.15	at UNLV*	L	61-81
F.20	at Utah*	L	22-66
F.22	at Brigham Young*	L	56-87
F.27	Air Force*	W	69-57
M.1	New Mexico*	L	46-64
M.5	at Wyoming*	L	43-60
M.7	at Colorado State*	L	49-81
<i>MW Tournament (Las Vegas, Nev.)</i>			
M.12	vs. New Mexico	L	49-54

2003-04

Overall record: 8-20

Conference record: 3-11 (Mountain West)

Head Coach: Jim Tomey

N.21	Saint Mary's	L	47-52
N.24	Nevada	W	67-52
D.1	at Cal State Fullerton	W	73-50
D.2	at UC Irvine	W	51-40
D.6	at Cal State Northridge	L	52-71
D.10	San Diego	L	60-65
D.14	Southern Methodist	L	55-64
D.20	Oral Roberts	L	54-63
D.22	at Washington State	W	63-56

Lady Blazer Invitational (Birmingham, Ala.)

D.29	vs. Tennessee-Martin	L	56-59
D.30	vs. Brown	L	49-57
J.6	Santa Clara	L	68-70
J.9	Texas Pan-American	W	59-38
J.17	at UNLV*	L	58-76
J.22	Wyoming*	L	60-71
J.24	Colorado State*	W	58-55
J.29	at New Mexico*	L	42-76
J.31	at Air Force*	W	51-46
F.5	Utah*	L	29-56
F.7	Brigham Young*	L	50-82
F.14	UNLV*	L	56-65
F.19	at Colorado State*	L	56-65
F.21	at Wyoming*	L	46-71
F.26	Air Force* (Peterson Gym)	W	52-50
F.28	New Mexico* (Peterson Gym)	L	44-47
M.4	at Brigham Young*	L	45-56
M.6	at Utah*	L	51-63
<i>MW Tournament (Denver, Colo.)</i>			
M.10	vs. Utah	L	51-68


2004-05

Overall record: 8-20

Conference record: 2-12 (Mountain West)

Head Coach: Jim Tomey

N.23	at San Diego	L	49-64
N.30	Cal State Stanislaus	W	80-65
D.4	Northern Colorado	W	68-65
D.7	at Nevada	L	55-74
D.11	Washington St. (Peterson Gym)	L	50-55
D.18	Cal State Fullerton	W	69-43
D.20	UC Riverside	L	53-65
D.22	at SMU	L	36-80
D.28	at Kansas	L	45-71
D.30	Southern Utah	W	51-37
J.4	Canisius	L	61-71
J.7	Eastern Washington	W	63-59
J.15	UNLV*	W	76-60
J.20	at Colorado State*	L	50-63
J.22	at Wyoming*	L	43-69
J.27	Air Force*	L	44-48
J.29	New Mexico*	L	53-72
F.3	at Brigham Young*	L	49-62



Jamey Cox drained 249 three-pointers during her four-year stay from 1999-2003.

F.5	at Utah*	L	52-65
F.10	Utah Valley State	W	91-45
F.12	at UNLV*	L	54-77
F.17	Wyoming*	L	66-69
F.19	Colorado State*	L	49-56
F.24	at New Mexico*	L	58-78
F.26	at Air Force*	W	77-61
M.3	Utah*	L	54-64
M.5	Brigham Young*	L	61-69
<i>MW Tournament (Denver, Colo.)</i>			
M.9	vs. New Mexico	L	52-81

2005-06

Overall record: 3-24

Conference record: 0-16 (Mountain West)

Head Coach: Beth Burns

N.19	at Wichita State	L	79-91
N.22	San Diego	L	57-67
N.26	at UC Riverside	L	66-71
D.3	at UC Davis	L	36-58
D.10	at Pepperdine	L	56-70
D.16	Portland State	W	75-71
D.20	Boise State	W	54-51
D.22	Pittsburgh	L	56-78

San Diego Surf 'N Slam (Cox Arena)

D.28	Loyola College	L	43-52
D.30	UC Davis	W	59-45
J.5	at Colorado State*	L	65-68
J.7	Air Force* (OT)	L	59-63
J.11	Utah*	L	39-76
J.14	at UNLV*	L	54-71
J.18	TCU*	L	60-77
J.21	at Brigham Young*	L	39-64
J.25	at New Mexico*	L	45-76
J.28	Wyoming*	L	53-64
F.4	Colorado State*	L	55-68
F.8	at Air Force*	L	45-74
F.11	at Utah*	L	43-78
F.15	UNLV*	L	48-64
F.18	at TCU*	L	49-80
F.22	Brigham Young*	L	49-67
F.25	New Mexico*	L	48-75
M.2	at Wyoming*	L	45-78
<i>MW Tournament (Denver, Colo.)</i>			

YEAR-BY-YEAR RESULTS



M. 7 Colorado State L 58-69

2006-07

Overall record: 12-16

Conference record: 5-11 (Mountain West)

Head Coach: Beth Burns

N. 14	Nevada	L	62-68
N. 17	UC Davis	W	59-52
N. 19	at San Diego	L	46-76
N. 22	at Utah Valley State	L	44-75
N. 24	at Southern Utah	W	55-52
D. 3	Wichita State (OT)	W	74-73
D. 7	Cal Poly (OT)	W	70-68
D. 10	St. Mary's	W	62-57
D. 21	Pepperdine	W	64-53
<i>San Diego Surf 'N Slam (Cox Arena)</i>			
D. 28	Brown	W	63-52
D. 30	No. 17/16 George Washington	L	42-76
J. 4	at Utah*	L	48-51
J. 6	at UNLV*	L	54-71
J. 14	Air Force*	W	60-51
J. 17	at Wyoming*	L	47-71
J. 20	Colorado State*	W	75-66
J. 25	Brigham Young*	L	49-54
J. 28	at TCU*	L	57-83
J. 31	at New Mexico*	L	46-76
F. 3	Utah*	W	71-66
F. 8	UNLV*	W	67-54
F. 15	at Air Force*	L	52-60
F. 18	Wyoming*	W	55-47
F. 22	at Colorado State*	L	56-67
F. 24	at Brigham Young*	L	41-65
F. 28	TCU*	L	61-78
M. 3	New Mexico*	L	48-67
<i>MW Tournament (Las Vegas, Nev.)</i>			
M. 7	vs. Wyoming	L	44-56

2007-08

Overall record: 18-13

Conference record: 7-9 (Mountain West)

Head Coach: Beth Burns

N. 11	at Nevada	W	67-61
N. 17	at St. Mary's	W	83-60
N. 20	Southern Utah	W	86-52
<i>LMU/Ayres Hotel Tournament (Los Angeles, Calif.)</i>			
N. 23	vs. Indiana State	L	68-75
N. 24	vs. Jackson State	W	63-44
N. 29	at Cal Poly	W	80-70
D. 2	Cal State Fullerton	W	76-45
D. 5	San Diego	W	58-53
D. 18	Navy	W	91-33
D. 21	No. 2/2 Connecticut	L	53-85
<i>San Diego Surf 'N Slam (Cox Arena)</i>			
D. 28	Quinnipiac	L	59-78
D. 30	Western Michigan	W	77-72
J. 9	at TCU*	L	63-86
J. 12	New Mexico*	L	47-60
J. 16	at Utah*	L	62-74
J. 19	at No. 20/21 Wyoming*	L	49-65
J. 23	Brigham Young*	W	62-39
J. 26	at UNLV*	W	75-55
J. 30	Colorado State*	W	86-52
F. 6	at Air Force*	W	62-45
F. 9	TCU*	L	54-75
F. 13	at New Mexico*	L	54-63
F. 16	No. 19/20 Utah*	L	51-63
F. 20	Wyoming*	L	44-55
F. 23	at Brigham Young*	L	43-46
F. 27	UNLV*	W	68-50
M. 1	at Colorado State*	W	76-56

M. 8 Air Force* W 64-34

MW Tournament (Las Vegas, Nev.)

M. 12	vs. Wyoming	W	66-54
M. 14	vs. TCU	W	69-67
M. 15	vs. New Mexico	L	59-62

2008-09

Overall record: 24-8

Conference record: 13-3 (Mountain West)

Head Coach: Beth Burns

N.14	Northwestern State	W	67-47
N.16	at Long Beach State	W	67-69
N.20	at No. 1/1 Connecticut	L	55-99
N.25	at San Diego	L	60-63
<i>Waikiki Beach Marriott Classic (Honolulu, Hawaii)</i>			
N.28	at Hawai'i	W	71-48
N.29	vs. Prairie View A&M	W	58-53
N.30	vs. No. 25/22 Iowa State	L	71-87
D.4	UC Riverside	W	54-52
D.11	Montana State	W	85-70
D.21	Loyola Marymount	W	85-70
<i>San Diego Surf 'N Slam (Cox Arena)</i>			
D.28	Sacramento State	W	75-47
D.30	No. 4/4 Texas	W	60-55
J.7	Air Force*	W	79-28
J.11	at Utah*	L	52-58
J.14	Wyoming*	W	49-42
J.21	at No. 23 New Mexico*	W	57-52
J.24	Brigham Young*	W	56-36
J.28	at TCU*	L	62-65
J.31	Colorado State*	W	62-61
F.4	UNLV*	W	83-58
F.7	at Air Force*	W	55-37
F.11	Utah*	W	55-49
F.15	at Wyoming*	L	61-64
F.21	New Mexico*	W	75-64
F.25	at Brigham Young*	W	59-47
F.28	TCU*	W	68-63
M.4	at Colorado State*	W	68-66
M.7	at UNLV*	W	61-55
<i>MW Tournament (Las Vegas, Nev.)</i>			
M.13	at UNLV	W	71-63
M.14	vs. Utah	L	58-63
<i>NCAA Tournament (Cox Arena)</i>			
M.21	DePaul	W	76-70
M.23	No. 2/2 Stanford	L	49-77

2009-10

Overall record: 23-11

Conference record: 10-6 (Mountain West)

Head Coach: Beth Burns

N.13	at UC Irvine	W	64-42
N.17	San Diego	W	79-42
<i>JHG Jam (Viejas Arena)</i>			
N.21	Arizona	W	57-38
<i>U.S. Virgin Islands Paradise Jam (Charlotte Amalie, St. Thomas)</i>			
N.26	vs. No. 5/6 Notre Dame	L	79-84
N.27	vs. No. 20/17 Oklahoma	L	48-87
N.28	vs. South Carolina	L	55-58
D.4	at UC Riverside	W	66-59
D.8	Pepperdine (OT)	L	61-62
D.11	Long Beach State	W	67-62
D.21	at Loyola Marymount	W	75-54
<i>San Diego Surf 'N Slam (Viejas Arena)</i>			
D.28	Wake Forest	W	63-62
D.30	Auburn	W	66-55
J.6	at New Mexico*	W	61-39
J.9	Wyoming*	W	65-50
J.13	UNLV*	W	70-41
J.16	at No. 22/rv TCU*	L	63-80

J.20 Utah* W 51-42

J.23	at Brigham Young*	L	63-73
J.30	Colorado State*	W	59-38
F.3	at Air Force*	W	68-48
F.6	New Mexico*	L	58-65
F.10	at Wyoming*	L	51-63
F.13	at UNLV*	L	59-66
F.16	No. 23/25 TCU*	W	84-61
F.21	at Utah*	L	55-73
F.24	Brigham Young*	W	73-71
M.3	at Colorado State*	W	73-54
M.6	Air Force*	W	87-52
<i>MW Tournament (Las Vegas, Nev.)</i>			
M.10	vs. Wyoming	W	60-51
M.12	vs. Brigham Young	W	77-47
M.13	vs. Utah (OT)	W	70-60
<i>NCAA First & Second Rounds (Austin, Texas)</i>			
M.21	at No. 17/20 Texas	W	74-63
M.23	vs. No. 10/10 West Virginia	W	64-55
<i>NCAA Memphis Regional (Memphis, Tenn.)</i>			
M.27	vs. No. 6/6 Duke	L	58-66

2010-11

Overall record: 12-17

Conference record: 6-10 (Mountain West)

Head Coach: Beth Burns

N.12	at No. 16/15 UCLA	L	48-55
N.17	Cal State Bakersfield	L	62-73
N.23	UC Irvine	L	66-68
<i>Nugget Classic (Reno, Nev.)</i>			
N.26	vs. Minnesota	W	61-59
N.27	at Nevada	L	61-63
N.30	at San Diego (OT)	W	72-63
D.7	at Pepperdine	W	75-61
<i>Women of Troy Basketball Classic (Los Angeles, Calif.)</i>			
D.18	vs. Dayton	W	74-62
D.19	at USC	L	64-74
D.21	Washington State	W	66-57
<i>San Diego Surf 'N Slam (Viejas Arena)</i>			
D.28	Texas-San Antonio	W	72-52
D.30	Texas A&M	L	52-96
J.5	TCU*	L	47-49
J.8	Utah* (OT)	L	67-70
J.11	at UNLV*	W	55-52
J.15	New Mexico*	W	56-53
J.19	at Air Force*	L	58-61
J.26	Brigham Young*	L	55-66
J.29	at Wyoming*	L	51-59
F.2	Colorado State*	L	51-56
F.5	at TCU	L	52-63
F.9	at Utah*	W	50-49
F.12	UNLV*	W	77-60
F.15	at New Mexico	W	50-44
F.19	Air Force*	W	68-50
F.26	at Brigham Young*	L	52-56
M.2	Wyoming*	L	50-63
M.5	at Colorado State*	L	51-66
<i>MW Tournament (Las Vegas, Nev.)</i>			
M.8	vs. New Mexico	L	57-65

2011-12

Overall record: 25-7

Conference record: 12-2 (Mountain West)

Head Coach: Beth Burns

N.14	Arkansas-Pine Bluff	W	86-43
<i>Rainbow Wahine Classic (Honolulu, Hawaii)</i>			
N.18	vs. No. 18/18 DePaul	W	82-74
N.19	at Hawai'i	W	71-44
N.20	vs. Portland	L	58-59
N.26	Washington	W	63-51

YEAR-BY-YEAR RESULTS



Jené Morris was a two-time WBCA honorable mention All-American after leading the Aztecs to back-to-back NCAA tournament appearances in 2009 and 2010.

N.30	at UCLA	L	71-78
D.2	at Washington State	L	50-65
D.8	San Diego	L	45-56
D.16	at UC Irvine	W	76-57
D.21	Cal Poly	W	79-78

San Diego Surf 'N Slam (Viejas Arena)

D.28	UNC Greensboro	W	47-36
D.30	Penn	W	51-37
J.4	Longwood	W	79-37
J.7	Cal State Bakersfield	W	74-60
J.11	TCU*	W	61-46
J.14	at UNLV* (OT)	W	66-62
J.18	New Mexico*	W	77-47
J.21	at Air Force*	W	75-62
J.24	Wyoming*	W	56-45
J.28	Colorado State*	W	66-57
F.1	at Boise State*	W	69-59
F.4	at TCU*	L	39-58
F.11	UNLV*	W	77-64
F.15	at New Mexico*	W	57-44
F.18	Air Force*	W	59-46
F.21	at Wyoming*	W	68-55
F.25	at Colorado State*	L	61-65
F.29	Boise State*	W	58-41

MW Tournament (Las Vegas, Nev.)

M.7	vs. Air Force	W	68-58
M.9	vs. Wyoming	W	73-55
M.10	vs. New Mexico	W	57-43

NCAA First Round (Baton Rouge, La.)

M.18	at LSU	L	56-64
------	--------	---	-------

2012-13

Overall record: 27-7

Conference record: 15-1 (Mountain West)

Head Coach: Beth Burns

N.10	at UCLA	L	52-66
N.14	UC Irvine	W	63-53
N.18	Cal State Dominguez Hills	W	66-30

Omni Hotels Classic (Boulder, Colo.)

N.23	vs. Auburn	W	78-57
N.24	at Colorado	L	53-67
N.30	USC	W	80-46
D.5	at Washington	L	58-59
D.8	at San Diego	W	58-54
D.16	at Cal Poly	W	73-57
D.19	Fresno Pacific	W	90-41

San Diego Surf 'N Slam (Viejas Arena)

D.28	SMU	W	88-72
D.30	No. 14/13 Oklahoma State	L	72-80
J.2	Savannah State	W	72-51
J.9	Fresno State*	L	72-80
J.13	at Colorado State*	W	48-44
J.16	at UNLV*	W	74-60
J.19	Wyoming*	W	66-43
J.23	Nevada*	W	69-57
J.26	at New Mexico*	W	63-39
F.2	Air Force*	W	68-46
F.6	at Boise State*	W	64-40
F.9	at Fresno State*	W	74-49
F.13	Colorado State*	W	60-44
F.17	UNLV*	W	86-50
F.20	at Wyoming*	W	57-51
F.23	at Nevada*	W	58-45
F.27	New Mexico*	W	72-44
M.6	at Air Force*	W	73-55
M.9	Boise State*	W	86-45

MW Tournament (Las Vegas, Nev.)

M.14	vs. Nevada	W	67-39
M.15	vs. New Mexico	W	67-39
M.16	vs. Fresno State	L	70-76

WNIT First Round (Viejas Arena)

M.20	UC Santa Barbara	W	69-46
------	------------------	---	-------

WNIT Second Round (Provo, Utah)

M.23	at Brigham Young	L	58-69
------	------------------	---	-------

2013-14

Overall record: 13-17

Conference record: 9-9 (Mountain West)

Head Coach: Stacie Terry

N.10	at Sacramento State	L	89-93
N.13	at USC	L	61-65
N.18	San Diego	L	45-48
N.23	No. 19/14 South Carolina	L	54-88
N.30	at UC Santa Barbara	W	71-67
D.3	at No. 23/20 Texas A&M	L	35-72
D.15	UCLA	L	55-56
D.19	Miami (OH)	W	75-64

San Diego Surf 'N Slam (Viejas Arena)

D.28	UC Riverside	W	58-57
D.30	North Carolina State	L	67-84
J.2	Colorado State*	L	61-64
J.8	at Boise State*	L	64-73
J.11	Air Force*	W	72-39
J.15	at Fresno State*	W	70-69
J.18	at UNLV*	L	59-74
J.22	San José State*	W	88-65
J.25	Utah State*	W	88-72
F.1	at Colorado State*	L	48-95
F.5	Boise State*	W	75-65
F.8	at Nevada*	L	65-84
F.12	Wyoming*	L	60-69
F.15	at Air Force*	W	77-66
F.19	at Utah State*	L	69-79
F.22	New Mexico*	W	53-48
F.26	at San José State*	W	77-63
M.1	Fresno State*	L	63-67
M.4	UNLV*	W	64-63
M.7	at New Mexico	L	46-62

MW Tournament (Las Vegas, Nev.)

M.10	vs. Air Force	W	63-56
M.11	vs. Nevada	L	48-53

2014-15

Overall record: 12-19

Conference record: 8-10 (Mountain West)

Head Coach: Stacie Terry

N.14	Sacramento State	W	99-91
N.16	Long Beach State	L	62-74
N.21	at Furman	L	43-60
N.23	at No. 2/3 South Carolina	L	38-89

San Juan Shootout (Guaynabo, Puerto Rico)

N.27	vs. Idaho State	W	68-53
N.29	vs. Michigan	L	50-70
D.7	UC Santa Barbara	W	64-58
D.9	at San Diego	L	44-66
D.18	Washington	L	48-69
D.20	Cal State Northridge	L	54-65
D.23	at UC Riverside	L	54-64
D.31	at Air Force*	W	74-65
J.3	Fresno State*	L	44-56
J.7	at New Mexico*	L	53-62
J.14	Wyoming*	W	57-54
J.17	at UNLV*	L	47-64
J.21	Air Force*	W	70-47
J.24	Colorado State*	L	36-49
J.28	at Fresno State*	L	50-57
J.31	at Utah State*	W	70-59
F.4	Nevada*	W	57-49
F.7	Boise State*	W	57-40
F.11	at Wyoming*	L	66-74
F.14	at Colorado State*	L	42-65
F.18	New Mexico*	L	47-63



Quenese Davis (2007-10) is the Aztecs' career leader with 670 assists and ranks eighth on the school's all-time list with 1,370 points.

YEAR-BY-YEAR RESULTS



F.21	San José State*	W	71-61
F.28	at Boise State*	L	58-64
M.3	UNLV*	W	76-61
M.6	at Nevada	L	44-50
<i>MW Tournament (Las Vegas, Nev.)</i>			
M. 9	vs. Nevada	W	70-48
M. 10	vs. New Mexico	L	56-57

2015-16

Overall record: 12-19

Conference record: 6-12 (Mountain West)

Head Coach: Stacie Terry

N.13	at Long Beach State	L	54-74
N.16	UC Riverside	L	68-85
N.19	UC Davis	L	54-65
N.23	at Washington	L	51-80

SDSU Thanksgiving Classic (Viejas Arena)

N.27	North Dakota State	W	64-54
N.29	Wisconsin	W	63-57
D.3	San Diego	L	53-60
D.7	at CSUN	L	65-67
D.10	at Loyola Marymount	L	65-92
D.19	Cal State Fullerton	W	43-54
D.21	San Diego Christian	W	60-25
D.30	at Wyoming*	W	84-77
J.2	Utah State*	L	36-55
J.6	at San José State*	L	73-78
J.13	Colorado State*	L	57-60
J.16	Boise State*	L	45-75
J.20	at Fresno State*	L	49-54
J.23	at Utah State*	L	59-72
J.27	Nevada*	L	64-70
J.30	UNLV*	L	41-55
F.3	at Colorado State*	L	54-70
F.6	at New Mexico*	W	51-46
F.10	Fresno State*	W	65-54
F.13	at Air Force*	W	69-66
F.20	San José State*	W	87-70
F.24	Wyoming*	W	53-40
F.27	at Boise State*	L	63-68
M.1	New Mexico*	L	45-64
M.4	at UNLV*	L	51-62

MW Tournament (Las Vegas, Nev.)

M.7	vs. Wyoming	W	62-44
M.8	vs. No. 22/23 Colorado State	L	41-53

2016-17

Overall record: 11-19

Conference record: 6-12 (Mountain West)

Head Coach: Stacie Terry

N.11	at UC Riverside	L	44-72
N.14	San Diego Christian	W	80-70
N.17	at San Diego	L	53-91
N.20	Loyola Marymount	L	53-60

Seton Hall Tournament (South Orange, N.J.)

N.26	vs. UT Arlington	L	58-64
N.27	vs. Central Connecticut	W	80-62
D.2	at UC Davis	L	55-75
D.9	Michigan	L	57-92
D.11	UC Santa Barbara	W	84-70
D.22	at Cal State Fullerton	W	71-61
D.28	Biola	W	63-48
D.31	at New Mexico*	L	42-85
J.4	Nevada*	W	83-78
J.7	Boise State*	W	84-77
J.11	at San José State*	L	81-80
J.14	at Utah State*	L	47-53
J.18	UNLV*	W	87-68
J.25	Air Force*	L	59-62
J.28	at Colorado State*	L	43-60

F.1	at Wyoming*	L	67-80
F.4	Fresno State*	L	51-59
F.8	San José State*	L	90-99
F.11	at Nevada*	L	65-88
F.15	Utah State*	W	66-59
F.18	at UNLV*	L	62-80
F.22	at Fresno State*	L	50-59
F.25	Colorado State*	L	46-80
F.28	at Air Force*	W	64-51
M.3	New Mexico*	W	63-51

MW Tournament (Las Vegas, Nev.)

M.6	vs. San José State	L	58-76
-----	--------------------	---	-------

2017-18

Overall record: 11-19

Conference record: 5-13 (Mountain West)

Head Coach: Stacie Terry

N.3	Cal State LA (exh.)	W	71-50
N.10	Presbyterian	W	77-50
N.14	CSUN	W	58-55
N.18	Cal State Fullerton	W	59-58

Junkanoo Jam (Bimini, Bahamas)

N.24	vs. Central Michigan (OT)	L	76-85
N.25	vs. Tulane	L	46-80
N.29	San Diego	W	77-76
D.3	at Arizona	W	78-67
D.8	UC Irvine	L	65-67
D.10	Hope International	W	92-68
D.14	Santa Clara	L	34-48
D.22	at UC Santa Barbara	L	64-77
D.28	Wyoming*	W	68-62
D.30	at Utah State*	L	58-62
J.3	Colorado State*	L	63-65
J.10	at San José State*	W	75-65
J.13	Boise State*	L	70-86
J.17	at Fresno State*	L	53-64
J.20	New Mexico*	W	97-89
J.24	at Colorado State*	L	43-72
J.27	UNLV*	L	64-75
F.3	at Air Force*	L	51-61
F.7	Fresno State*	L	60-66
F.10	Nevada*	W	75-72
F.14	at Wyoming*	L	50-70
F.17	at UNLV* (OT)	L	67-73
F.21	Air Force*	L	48-56
F.24	San José State*	W	85-78
F.27	at Boise State*	L	53-64
M.2	at Nevada*	L	72-84

MW Tournament (Las Vegas, Nev.)

M.5	vs. Nevada (OT)	L	84-95
-----	-----------------	---	-------

2018-19

Overall record: 14-18

Conference record: 7-11 (Mountain West)

Head Coach: Stacie Terry

N.2	Biola (exh.)	W	63-53
N.9	Hawai'i	W	58-57
N.13	at Santa Clara	L	43-60
N.15	at Cal State Fullerton	W	83-72
N.18	Incarinate Word	W	81-38

Aztec Thanksgiving Classic

N.23	California Baptist	W	83-67
N.24	TCU	L	64-81
N.28	at San Diego	L	71-72
D.2	Arizona	L	60-69
D.7	at UC Irvine	W	78-70
D.9	at CSUN	L	74-77
D.21	UC Santa Barbara	L	58-63
J.5	Boise State*	L	66-69
J.9	at Wyoming*	L	45-87

J.12	Air Force*	W	70-61
J.16	at New Mexico*	L	62-70
J.23	Fresno State*	L	81-87
J.26	at UNLV*	L	57-71
J.30	at Air Force*	L	66-75
F.2	San José State*	W	69-68
F.6	New Mexico*	W	61-59
F.9	at Utah State*	W	56-54
F.13	Colorado State*	W	54-45
F.16	at Boise State	L	67-91
F.20	at Nevada*	L	69-74
F.23	UNLV*	L	49-62
F.27	Utah State*	L	52-65
M.2	at San José State*	L	76-84
M.4	at Fresno State	W	59-58
M.7	Nevada	W	64-61

MW Tournament (Las Vegas, Nev.)

M.10	vs. Air Force	W	63-55
M.11	vs. New Mexico (OT)	W	70-61
M.12	vs. Wyoming (OT)	L	70-75

2019-20

Overall record: 14-17

Conference record: 9-9 (Mountain West)

Head Coach: Stacie Terry-Hutson

O.27	Regina (exh.)	W	84-52
N.5	at Hawai'i	L	58-61
N.9	Towson	W	80-72
N.12	Westcliff (at Grossmont College)	W	77-56
N.14	Alabama A&M	L	53-61
N.17	Cal State Fullerton	W	55-45
N.21	Cal	L	48-74
N.26	at UC Santa Barbara	L	52-64
N.30	Arkansas State	L	62-71
D.4	Colorado State*	W	59-49
D.7	at San Jose State*	L	67-84
D.11	San Diego	L	47-70
D.19	at California Baptist	W	80-68
D.21	at Incarnate Word	W	57-48
D.28	CSUN (OT)	L	69-74
J.1	at Fresno State*	L	54-79
J.4	Utah State*	W	66-62
J.8	Wyoming* (OT)	W	67-60
J.11	at Boise State*	L	72-86
J.15	Fresno State*	L	60-65
J.18	at Nevada*	L	69-70
J.22	at Wyoming*	L	67-81
J.25	UNLV*	W	48-39
J.29	New Mexico*	W	75-74
F.1	at Utah State*	W	59-51
F.8	Air Force*	L	49-51
F.12	at New Mexico*	W	67-58
F.15	Boise State* (OT)	L	67-69
F.22	at UNLV*	L	67-72
F.24	at Colorado State* (OT)	W	64-61
F.27	Nevada*	W	81-68

MW Tournament (Las Vegas, Nev.)

M.1	vs. Utah State (OT)	L	79-81
-----	---------------------	---	-------

2020-21

Overall record: 7-17

Conference record: 5-12 (Mountain West)

Head Coach: Stacie Terry-Hutson

N.25	Washington (Las Vegas)	L	59-61
N.27	Lamar (Las Vegas)	W	60-54
D.2	California Baptist	L	75-71
D.5	at San Diego	W	64-56
D.8	at Colorado State*	L	77-86
D.10	at Colorado State* (OT)	L	77-84
D.19	UC Irvine	L	55-66

YEAR-BY-YEAR RESULTS



D.21	Cal Poly	L, 63-73
J.7	at Nevada*	W, 59-43
J.9	at Nevada*	L, 59-66
J.14	Utah State*	W, 68-60
J.22	Air Force*	W, 59-54
J.24	Air Force*	L, 55-58
J.28	at Wyoming*	L, 36-54
J.30	at Wyoming*	L, 41-62
F.3	New Mexico*	L, 48-84
F.5	New Mexico*	L, 48-65
F.15	UNLV*	L, 65-80
F.16	UNLV*	L, 71-73
F.20	Fresno State*	W, 79-77
F.21	Fresno State*	L, 61-82
F.26	at Boise State*	W, 74-72
F.28	at Boise State*	L, 44-85
<i>MW Tournament (Las Vegas, Nev.)</i>		
M.7	vs. Air Force	L, 48-56

2021-22

Overall record: 15-16

Conference record: 8-10 (Mountain West)

Head Coach: Stacie Terry-Hutson

N.1	Biola (exh.)	W, 79-52
N.9	Cal State Los Angeles	W, 72-57
N.14	at UC Irvine	W, 68-60
N.16	at Cal State Fullerton	L, 56-60
N.20	Georgia Southern	W, 65-57
N.22	UAB	W, 55-51

Raising the B.A.R. Invitational Powered by Cal

N.26	vs. Ole Miss	L, 48-62
N.27	vs. Furman	L, 52-64
D.1	San Diego	L, 51-63
D.8	at California Baptist	W, 78-77
D.17	UC San Diego	W, 65-57
D.21	vs. No. 24/24 Ohio State	L, 54-66
D.28	Wyoming*	L, 54-62
D.31	at Fresno State*	L, 67-73
J.3	Colorado State*	W, 73-63
J.9	at New Mexico*	L, 72-75
J.13	Utah State*	W, 66-45
J.15	Boise State*	W, 80-63
J.19	at Nevada*	L, 46-59
J.27	Air Force*	L, 46-69
J.29	New Mexico*	L, 58-67
F.2	at Utah State*	W, 68-67
F.5	at Boise State*	L, 63-72
F.9	Nevada*	W, 68-57
F.12	at UNLV*	L, 67-76
F.16	San Jose State*	W, 77-69
F.19	Fresno State*	W, 77-69
F.24	at Colorado State*	W, 69-61
F.26	at Wyoming*	L, 46-70
M.2	at Air Force*	L, 46-70
<i>MW Tournament (Las Vegas, Nev.)</i>		
M.6	vs. Boise State	W, 65-56
M.7	vs. New Mexico	L, 60-63

2022-23

Overall record: 23-11

Conference record: 12-6 (Mountain West)

Head Coach: Stacie Terry-Hutson

N.7	at No. 2/2 Stanford	L, 48-86
<i>Aztec Classic (Viejas Arena)</i>		
N.9	San Diego Christian	W, 81-30
N.12	Antelope Valley	W, 95-41
N.15	Southeastern Louisiana	W, 69-53
N.18	Portland	W, 55-53
N.22	Grambling State	W, 66-41
N.25	Seattle	W, 70-36

D.1	at UC San Diego	W, 72-60
D.4	vs. San Francisco (@ Chase Center)	L, 56-65
D.7	Sacramento State	W, 70-59
D.10	San Diego	W, 68-45
<i>West Palm Beach Invitational (West Palm Beach, Fla.)</i>		
D.20	vs. Miami (Ohio)	W, 66-57
D.21	vs. Georgia	L, 44-63
D.31	at Utah State*	W, 89-55
J.5	Nevada*	W, 80-70
J.7	at UNLV*	L, 70-76
J.11	at Fresno State*	W, 49-43
J.14	Boise State*	W, 55-42
J.16	at Colorado State*	L, 58-71
J.19	New Mexico*	W, 65-61
J.21	at Wyoming*	W, 73-66
J.26	Fresno State*	W, 75-56
J.28	San Jose State*	W, 59-39
J.30	at Boise State*	L, 67-62
F.4	at New Mexico*	L, 78-83
F.9	at Nevada*	W, 67-51
F.11	at San Jose State*	W, 80-55
F.16	Colorado State*	W, 53-39
F.18	Wyoming*	L, 58-70
F.25	at No. 24/25 UNLV*	L, 59-65
F.28	Air Force*	W, 60-51
<i>MW Tournament (Las Vegas, Nev.)</i>		
M.6	vs. New Mexico	W, 69-68
M.7	at No. 21/24 UNLV	L, 68-71
<i>WNIT First Round (Viejas Arena)</i>		
M.17	UC Irvine	L, 45-55

2023-24

Overall record: 22-13

Conference record: 10-8 (Mountain West)

Head Coach: Stacie Terry-Hutson

N.6	at Portland	L, 58-72
N.10	California Baptist	L, 68-76
N.13	UC Davis	W, 95-41
N.18	at Sacramento State	W, 68-45
N.21	Westcliff	W, 64-42
<i>San Diego Thanksgiving Classic</i>		
N.25	Penn	W, 74-49
N.28	UC San Diego (OT)	L, 71-77
D.1	No. 3/3 Stanford	L, 44-85
D.4	Cal State Los Angeles (OT)	W, 76-71
D.7	at San Diego	W, 67-63
D.11	at Seattle	W, 69-61
<i>West Palm Beach Invitational (West Palm Beach, Fla.)</i>		
D.20	vs. Kennesaw State	W, 75-52
D.21	vs. Florida Atlantic	W, 75-48
D.30	Colorado State* (OT)	W, 74-71
J.3	at Air Force* (OT)	L, 63-71
J.7	Fresno State*	W, 77-70
J.10	at Wyoming*	L, 55-72
J.13	at Boise State*	L, 59-68
J.17	No. 25/23 UNLV	L, 60-67
J.20	San Jose State*	W, 63-51
J.24	at Utah State*	W, 76-62
J.27	Boise State*	W, 79-54
F.3	at Colorado State*	L, 50-82
F.7	New Mexico*	W, 60-53
F.10	at San Jose State*	W, 63-62
F.14	at Nevada*	L, 71-72
F.17	Utah State*	W, 90-62
F.21	Air Force*	W, 73-63
F.28	at New Mexico*	L, 63-66
M.2	at No. 24/24 UNLV*	L, 41-100
M.5	Wyoming*	W, 58-55
<i>MW Tournament (Las Vegas, Nev.)</i>		
M.10	vs. San Jose State	W, 72-51

M.11	New Mexico	W, 67-56
M.12	Boise State	W, 72-69
M.13	at No. 21/19 UNLV	L, 49-66

ALL-TIME SERIES RECORDS



Opponent	W	L	Pct.	Pts. SDSU	Pts. Opp.	SDSU Avg.	Opp Avg.
Air Force	39	16	.710	3,506	3,014	63.7	54.8
Alabama	1	0	1.000	79	76	79.0	76.0
Alabama A&M	0	1	.000	53	61	53.0	61.0
Alabama State	1	0	1.000	82	64	82.0	64.0
Alaska Anchorage	1	0	1.000	70	40	70.0	40.0
Alcorn State	1	0	1.000	108	110	54.0	55.0
American	1	0	1.000	62	45	62.0	45.0
Antelope Valley	1	0	1.000	95	41	95.0	41.0
Arizona	14	5	.737	1,290	1,121	67.9	59.0
Arizona State	10	8	.556	1,290	1,219	71.1	67.7
Arkansas-Pine Bluff	1	0	1.000	86	43	86.0	43.0
Arkansas State	0	1	.000	62	71	62.0	71.0
Army	1	0	1.000	71	53	71.0	53.0
Auburn	2	0	1.000	144	112	72.0	56.0
Baylor	1	0	1.000	85	40	85.0	40.0
Biola	4	3	.571	495	406	70.7	58.0
Bishop's University	1	0	1.000	55	47	55.0	47.0
Boise State	14	14	.500	1,770	1,835	63.2	65.5
Boston College	0	1	.000	56	86	56.0	86.0
Brigham Young	14	29	.326	2,567	2,795	59.7	65.0
Brown	1	1	.500	112	109	56.0	54.5
California Baptist	3	2	.600	380	363	76.0	72.6
Cal Poly Pomona	8	11	.421	1,192	1,294	62.7	68.1
Cal Poly	9	3	.750	802	715	66.8	59.6
California	4	3	.571	472	480	67.4	68.6
CSU Bakersfield	1	1	.500	136	133	68.0	66.5
Cal State Dominguez Hills	2	0	1.000	131	63	65.5	31.5
Cal State Fullerton	24	18	.571	2,763	2,677	65.8	63.7
Cal State Los Angeles	5	2	.714	472	416	67.4	59.4
Canisius	0	1	.000	61	71	61.0	71.0
Centenary	1	0	1.000	75	58	75.0	58.0
Central Connecticut	1	0	1.000	80	62	80.0	62.0
Central Michigan	1	0	1.000	157	130	78.5	65.0
Chattanooga	0	1	.000	59	74	59.0	74.0
Chico State	0	1	.000	53	62	53.0	62.0
Clemson	0	1	.000	45	62	45.0	62.0
Colorado	1	2	.333	175	202	58.3	67.3
Colorado State	34	33	.507	4,079	4,113	60.9	61.4
Connecticut	1	2	.333	177	248	61.0	82.7
Creighton	0	8	.000	568	642	71.0	80.3
CSUN	10	5	.667	1,074	899	71.6	59.9
Dayton	1	0	1.000	74	62	74.0	62.0
DePaul	2	0	1.000	158	144	79.0	72.0
DePaul	2	1	.667	195	171	65.0	57.0
Detroit	0	2	.000	126	148	63.0	74.0
Duke	2	0	1.000	136	124	68.0	62.0
Duquesne	1	0	1.000	73	59	73.0	59.0
Eastern Michigan	1	0	1.000	63	59	63.0	59.0
Eastern Washington	1	0	1.000	78	56	78.0	56.0
Fairfield	1	0	1.000	75	48	75.0	48.0
Florida Atlantic	1	0	1.000	90	41	90.0	41.0
Fresno Pacific	32	25	.561	3,802	3,325	66.7	58.3
Furman	0	2	.000	105	131	52.5	65.5
George Mason	1	0	1.000	76	60	76.0	60.0
George Washington	0	1	.000	42	76	42.0	76.0
Georgetown	0	1	.000	74	78	74.0	78.0
Georgia	1	2	.333	182	211	60.7	70.3
Georgia Southern	1	0	1.000	65	57	65.0	57.0
Georgia State	1	0	1.000	75	46	75.0	46.0
Gonzaga	3	0	1.000	216	167	72.0	55.7
Grambling State	1	0	1.000	66	41	66.0	41.0
Hardin-Simmons	1	0	1.000	112	37	112.0	37.0
Hawaii	15	13	.536	1,814	1,758	64.7	62.8
Hope International	1	0	1.000	92	68	92.0	68.0
Houston	2	1	.667	189	182	63.0	60.7
Idaho State	2	1	.667	134	130	67.0	65.0
Illinois State	1	0	1.000	88	59	88.0	59.0
Incarnate Word	2	0	1.000	138	86	69.0	43.0
Indiana State	1	1	.500	121	114	60.5	57.0
Iona College	1	0	1.000	83	51	83.0	51.0
Iowa State	0	3	.000	196	235	65.3	78.3
Jackson State	2	0	1.000	153	121	76.5	60.5
Kansas	1	1	.500	121	134	60.5	67.0
Kansas State	1	2	.333	178	203	59.3	67.6
Kennesaw State	1	0	1.000	75	52	75.0	52.0
Lamar	1	0	1.000	60	54	60.0	54.0
Lewis-Clark State	1	0	1.000	111	41	111.0	41.0
Long Beach State	5	37	.119	2,779	3,442	66.2	82.0
Long Island	1	0	1.000	83	38	83.0	38.0
Longwood	1	0	1.000	79	37	79.0	37.0
Louisiana-Monroe	0	2	.000	150	198	75.0	99.0
Louisiana Tech	0	2	.000	107	181	53.5	90.5
Loyola (Ill.)	0	1	.000	83	62	83.0	62.0
Loyola (Md.)	0	1	.000	43	52	43.0	52.0
Loyola Marymount	6	4	.600	644	587	64.4	58.7
LSU	0	1	.000	56	64	56.0	64.0
Maine	0	1	.000	65	66	65.0	66.0
McNeese State	1	0	1.000	101	55	101.0	55.0
Memphis	0	1	.000	128	125	64.0	62.5
Miami (Florida)	0	1	.000	51	88	51.0	88.0
Miami (Ohio)	2	0	1.000	141	121	70.5	60.5
Michigan	0	2	.000	50	162	53.5	81.0
Michigan State	0	1	.000	42	58	42.0	58.0
Minnesota	2	1	.667	202	197	67.3	65.7
Mississippi	0	1	.000	48	62	48.0	62.0
Missouri	2	2	.500	303	319	75.8	79.8
Missouri-Kansas City	2	0	1.000	108	103	54.0	51.5
Mouth College	2	0	1.000	125	100	62.5	50.0
Montana	1	2	.333	155	174	51.7	58.0
Montana State	2	0	1.000	172	122	86.0	61.0
Montclair State	1	0	1.000	64	61	64.0	61.0
Murray State	3	0	1.000	237	193	79.0	64.3
Navy	2	0	1.000	164	102	82.0	51.0
Nevada	16	15	.516	2,056	1,964	66.3	63.4

Opponent	W	L	Pct.	Pts. SDSU	Pts. Opp.	SDSU Avg.	Opp Avg.
New Mexico	36	41	.468	4,348	4,728	63.5	61.4
New Mexico State	2	0	1.000	155	121	77.5	60.5
New Orleans	1	0	1.000	60	58	60.0	58.0
Nicholls State	1	0	1.000	88	45	88.0	45.0
North Carolina	0	1	.000	74	84	74.0	84.0
North Carolina-Greensboro	1	0	1.000	57	29	57.0	29.0
North Carolina State	0	1	.000	67	84	67.0	84.0
North Dakota State	1	0	1.000	64	54	64.0	54.0
North Texas	1	0	1.000	64	40	64.0	40.0
Northern Arizona	7	1	.875	537	438	67.1	54.8
Northern Colorado	2	0	1.000	153	126	76.5	63.0
Northern Illinois	1	1	.500	182	191	91.0	95.5
Northwestern State	1	0	1.000	67	47	67.0	47.0
Notre Dame	1	1	.500	150	118	75.0	59.0
Ohio State	0	1	.000	54	66	54.0	66.0
Oklahoma	1	1	.500	116	152	58.0	76.0
Oklahoma State	0	1	.000	72	80	72.0	80.0
Old Dominion	0	3	.000	207	247	69.0	82.3
Oral Roberts	1	1	.500	140	125	70.0	62.5
Oregon	3	3	.500	417	415	69.5	69.2
Oregon State	2	4	.333	361	358	60.1	59.6
Pacific	6	5	.545	853	782	77.5	71.1
Penn	2	0	1.000	125	86	62.5	43.0
Penn State	0	2	.000	109	146	54.5	73.0
Pepperdine	13	7	.650	1,340	1,330	67.0	66.5
Pittsburgh	1	1	.500	139	147	69.5	73.5
Portland	1	3	.250	220	234	55.0	58.5
Portland State	4	2	.666	414	362	69.0	60.3
Prairie View A&M	2	0	1.000	126	99	63.0	49.5
Presbyterian	1	0	1.000	77	50	77.0	50.0
Princeton	1	0	1.000	59	47	59.0	47.0
Providence	1	0	1.000	77	69	77.0	69.0
Purdue	2	1	.667	212	208	70.7	69.3
Queens College	1	0	1.000	81	64	81.0	64.0
Quinnipiac	0	1	.000	59	78	59.0	78.0
Radford	2	1	.667	247	199	82.3	66.3
Rice	0	2	.000	124	132	62.0	66.0
Rutgers	0	1	.000	66	76	66.0	76.0
Sacramento State	6	1	.857	550	454	78.6	64.6
Saint John's	1	1	.500	128	123	64.0	61.5
Saint Mary's (Calif.)	2	3	.400	307	312	61.4	62.4
San Diego	32	15	.681	3,158	2,559	67.2	54.4
San Diego Christian	3	0	1.000	221	125	73.7	41.7
San Francisco	3	5	.375	492	476	61.5	59.5
San José State	29	10	.744	2,966	2,466	76.1	63.2
Santa Clara	1	3	.250	210	226	52.5	56.5
Savannah State	1	0	1.000	72	51	72.0	51.0
Seattle	2	0	1.000	139	97	69.5	48.5
Seton Hall	0	1	.000	61	71	61.0	71.0
South Carolina	0	2	.000	109	146	54.5	73.0

ALL-TIME VS. CONFERENCES



America East	W	L
Albany	0	0
Binghamton	0	0
Bryant	0	0
Hartford	0	0
Maine	0	1
NJIT	0	0
UMBC	0	0
UMass-Lowell	0	0
New Hampshire	0	0
Vermont	0	0
Total	0	1

American Athletic	W	L
East Carolina	0	0
Memphis	1	1
SMU	1	4
South Florida	0	0
Temple	1	0
Tulane	0	1
Tulsa	1	1
UAB	1	0
Wichita State	1	1
Total	5	8

ACC	W	L
Boston College	0	1
California	4	3
Clemson	0	1
Duke	0	2
Florida State	0	0
Georgia Tech	0	0
Louisville	0	0
Miami	0	1
North Carolina	0	1
North Carolina State	0	1
Notre Dame	1	1
Pittsburgh	1	1
Stanford	4	6
Syracuse	0	0
Virginia	0	1
Virginia Tech	0	0
Wake Forest	1	0
Total	11	19

Atlantic Sun	W	L
Austin Peay	0	0
Bellarmine	0	0
Central Arkansas	0	0
Eastern Kentucky	0	0
Florida Gulf Coast	0	0
Jacksonville	0	0
Lipscomb	0	0
North Alabama	0	0
North Florida	0	0
Queens (N.C.)	0	0
South Carolina Upstate	0	0
Stetson	0	0
Total	0	0

Atlantic 10	W	L
Davidson	0	0
Dayton	1	0
Duquesne	2	0
Fordham	0	0
George Mason	1	0
George Washington	0	1
La Salle	0	0
Loyola Chicago	1	0
Rhode Island	0	0
Richmond	0	0
Saint Joseph's	0	0
Saint Louis	0	0
St. Bonaventure	0	0
UMass	0	0
VCU	0	0
Total	5	1

Big East	W	L
Butler	0	0

Connecticut	1	2
Creighton	0	8
DePaul	2	0
Georgetown	0	1
Marquette	0	0
Providence	1	0
Saint John's	1	1
Seton Hall	0	1
Villanova	1	0
Xavier	0	0
Total	6	13

Big Sky	W	L
Eastern Washington	1	0
Idaho	0	0
Idaho State	2	1
Montana	1	2
Montana State	2	0
Northern Arizona	7	1
Northern Colorado	2	0
Portland State	4	2
Sacramento State	5	1
Weber State	0	1
Total	25	8

Big South	W	L
Campbell	0	0
Charleston Southern	0	0
Coastal Carolina	0	0
Gardner Webb	0	0
High Point	0	0
Longwood	1	0
Presbyterian	1	0
Radford	2	1
UNC Asheville	0	0
Winthrop	0	0
Total	4	1

Big Ten	W	L
Illinois	0	0
Indiana	0	0
Iowa	0	0
Maryland	0	0
Michigan	0	2
Michigan State	0	1
Minnesota	2	1
Nebraska	0	0
Northwestern	0	0
Ohio State	0	1
Oregon	3	3
Penn State	0	2
Purdue	2	1
Rutgers	0	1
UCLA	6	23
USC	6	27
Washington	1	4
Wisconsin	1	0
Total	21	66

Big 12	W	L
Arizona	14	5
Arizona State	10	8
Baylor	1	0
BYU	14	29
Central Florida	0	0
Cincinnati	0	0
Colorado	1	2
Houston	2	1
Iowa State	0	3
Kansas	1	1
Kansas State	1	2
Oklahoma	1	1
Oklahoma State	0	1
TCU	6	14
Texas	2	1
Texas Tech	1	2
Utah	15	31
West Virginia	2	0
Total	69	100

Big West	W	L
Cal Poly	9	3
Cal State Fullerton	24	18
CSUN	10	5
Hawai'i	15	13
Long Beach State	5	37
UC Davis	3	3
UC Irvine	21	9
UC Riverside	5	5
UC San Diego	3	2
UC Santa Barbara	18	11
Total	113	105

Colonial Athletic	W	L
Charleston	0	0
Delaware	0	0
Drexel	0	0
Elon	0	0
Hampton	0	0
Hofstra	0	0
James Madison	0	0
Monmouth	2	0
North Carolina A&T	0	0
Northeastern	0	0
Stony Brook	0	0
Towson	1	0
UNC Wilmington	0	0
William & Mary	0	0
Total	3	0

Conference USA	W	L
Charlotte	0	0
Florida Atlantic	1	0
Florida International	0	0
Jacksonville State	0	0
Kennesaw State	1	0
Liberty	0	0
Louisiana Tech	0	2
Middle Tennessee	0	0
New Mexico State	2	0
North Texas	1	0
Rice	0	2
Sam Houston State	0	0
UTEP	18	4
UT San Antonio	1	1
Western Kentucky	0	0
Total	25	9

Horizon League	W	L
Cleveland State	0	0
Detroit Mercy	2	1
Green Bay	0	0
IUPUI	0	0
Milwaukee	0	0
Northern Kentucky	0	0
Oakland	0	0
Purdue Fort Wayne	0	0
Robert Morris	0	0
Wright State	0	0
Youngstown State	0	0
Total	2	1

Ivy League	W	L
Brown	1	1
Columbia	0	0
Cornell	0	0
Dartmouth	0	0
Harvard	0	0
Pennsylvania	2	0
Princeton	1	0
Yale	0	0
Total	4	1

Metro Atlantic	W	L
Canisius	0	1
Fairfield	1	0
Iona	1	0
Manhattan	0	0
Marist	0	0
Mount Saint Mary's	0	0

Niagara	0	0
Quinnipiac	0	1
Rider	0	0
Saint Peter's	0	0
Siena	0	0
Total	2	2

Mid-American	W	L
Akron	0	0
Ball State	0	0
Bowling Green	0	0
Buffalo	0	0
Central Michigan	1	1
Eastern Michigan	1	0
Kent State	0	0
Miami (Ohio)	2	0
Northern Illinois	1	1
Ohio	0	0
Toledo	0	2
Western Michigan	1	0
Total	6	4

Mid-Eastern Athletic	W	L
Coppin State	0	0
Delaware State	0	0
Howard	0	0
Md. Eastern Shore	0	0
Morgan State	0	0
Norfolk State	0	0
North Carolina Central	0	0
South Carolina State	0	0
Total	0	0

Missouri Valley	W	L
Belmont	0	0
Bradley	0	0
Drake	0	0
Evansville	0	0
Illinois-Chicago	0	0
Illinois State	1	0
Indiana State	1	1
Missouri State	0	0
Murray State	3	0
Northern Iowa	0	0
Southern Illinois	0	3
Valparaiso	0	0
Total	5	4

Mountain West	W	L
Air Force	39	16
Boise State	14	14
Colorado State	34	34
Fresno State	32	25
Nevada	16	15
New Mexico	36	41
San José State	29	10
UNLV	29	41
Utah State	15	7
Wyoming	31	37
Total	275	239

Northeast	W	L
Central Conn. State	1	0
Farleigh Dickinson	0	0
Long Island	1	0
Merrimack	0	0
Sacred Heart	0	0
Saint Francis Brooklyn	0	0
Saint Francis U	0	0
Wagner	0	0
Total	2	0

Ohio Valley	W	L
Eastern Illinois	0	0
Lindenwood	0	0
Little Rock	0	0
Morehead State	0	0
SIU-Edwardsville	0	0
Southeast Missouri	0	0

Southern Indiana	0	0
Tennessee State	0	0
Tennessee Tech	1	0
Tennessee-Martin	0	1
Total	1	1

Pac-12	W	L
Oregon State	2	4
Washington State	3	2
Total	5	6

Patriot League	W	L
American	1	0
Army	1	0
Boston U.	0	0
Bucknell	0	0
Colgate	0	0
Holy Cross	0	0
Lafayette	0	0
Lehigh	0	0
Loyola (Md.)	0	1
Navy	2	0
Total	4	1

SEC	W	L
Alabama	1	0
Arkansas	0	0
Auburn	2	0
Florida	0	0
Georgia	1	2
Kentucky	0	0
LSU	0	1
Mississippi	0	1
Mississippi State	0	0
Missouri	2	2
South Carolina	0	3
Tennessee	0	0
Texas A&M	0	4
Vanderbilt	0	0
Total	6	13

Southern	W	L
Chattanooga	0	1
The Citadel	0	0
East Tennessee State	0	0
Furman	0	2
Mercer	0	0
UNC Greensboro	1	0
Samford	0	0
Savannah State	1	0
VMI	0	0
Western Carolina	0	0
Wofford	0	0
Total	1	3

Southland	W	L
Houston Baptist	0	0
Incarnate Word	2	0
McNeese	1	0
Lamar	1	0
New Orleans	1	0
Nicholls	1	0
Northwestern State	1	0
Southeastern Louisiana	1	0
Texas A&M Commerce	0	0
Texas A&M Corpus-Christi	2	0
Total	10	0

Southwestern Athletic	W	L
Alabama A&M	0	1
Alabama State	1	0
Alcorn State	1	1
Arkansas Pine Bluff	1	0
Bethune-Cookman	0	0
Florida A&M	0	0
Grambling State	1	0
Jackson State	2	0
Mississippi Valley State	0	0
Prairie View A&M	2	0

Southern	0	0
Texas Southern	0	0
Total	8	2

Summit	W	L
Denver	0	0
North Dakota	0	0
North Dakota State	1	0
Omaha	0	0
Oral Roberts	1	1
South Dakota	0	0
South Dakota State	0	0
St. Thomas	0	0
UMKC	2	0
Western Illinois	0	0
Total	4	1

Sun Belt	W	L
Appalachian State	0	0
Arkansas State	0	1
Georgia Southern	1	0
Georgia State	1	0
Louisiana	0	0
Louisiana Monroe	0	2
Marshall	0	0
Old Dominion	0	3
Southern Miss	0	0
South Alabama	0	0
Texas State	0	1
Troy	0	0
Total	2	7

Western Athletic	W	L
Abilene Christian	0	0
California Baptist	3	2
Cal State Bakersfield	1	1
Chicago State	0	0
Grand Canyon	0	0
Seattle	2	0
Southern Utah	5	0
Stephen F. Austin		

ALL-TIME SCORES



Air Force (39-16)		
Record at SDSU		20-7
Record at AF		16-8
Record at Neutral		3-1
Most Points SDSU	89, 1997	
Most Points AF	79, 2002	
Largest Margin SDSU	51, 2009	
Largest Margin AF	29, 2006	
Longest SDSU Win Streak	12	
Longest AF Win Streak	4	
Current Streak	SDSU 1	
1-11-97	H. W.	70-41
2-6-97	A. W.	89-57
2-7-98	A. W.	78-54
2-26-98	H. W.	68-59
1-22-00	A. L.	72-77
2-19-00	H. W.	70-38
1-18-01	A. W.	50-49
2-17-01	H. W.	57-30
1-26-02	H. W.	58-50
2-21-02	A. W.	83-79
2-1-03	A. W.	73-55
2-27-03	H. W.	69-57
1-31-04	A. W.	51-46
2-26-04	H. W.	52-50
1-27-05	H. L.	44-48
2-26-05	A. W.	77-61
1-7-06 (ot)	H. L.	59-63
2-8-06	A. L.	45-74
1-14-07	H. W.	60-51
2-15-07	A. L.	52-60
2-6-08	A. W.	62-45
3-8-08	H. W.	64-34
1-7-09	H. W.	79-28
2-7-09	A. W.	55-37
2-3-10	A. W.	68-48
3-6-10	H. W.	87-52
1-19-11	A. L.	58-61
2-19-11	H. W.	68-50
1-21-12	A. W.	75-62
2-18-12	H. W.	59-46
3-9-12	N. W.	68-58
2-2-13	H. W.	68-46
3-6-13	A. W.	73-55
1-11-14	H. W.	72-39
2-15-14	A. W.	77-66
3-10-14	N. W.	63-56
12-31-14	A. W.	74-65
1-21-15	H. W.	70-47
2-13-16	A. W.	69-66
1-25-17	H. L.	59-62
2-28-17	A. W.	64-51
2-3-18	A. L.	51-61
2-17-18	H. L.	48-56
1-23-19	H. W.	70-61
1-30-19	A. L.	66-75
3-10-19	N. W.	63-55
2-8-20	H. L.	49-51
1-22-21	H. W.	59-54
1-24-21	H. L.	55-58
3-7-21	N. L.	48-56
1-27-22	H. L.	46-59
3-2-22	A. L.	46-70
2-28-23	H. W.	60-51
1-3-24 (ot)	A. L.	63-71
2-21-24	H. W.	73-63
Alabama (1-0)		
12-28-94	N. W.	79-76

Alabama A&M (0-1)		
11-14-19	H. L.	53-61
Alabama State (1-0)		
11-25-88	N. W.	82-64
Alaska Anchorage (1-0)		
1-10-80	H. W.	70-40
Alcorn State (1-1)		
11-24-89	N. L.	48-67
12-1-00	A. W.	60-43
American (1-0)		
12-19-02	H. W.	62-45
Antelope Valley (1-0)		
11-12-22	H. W.	95-41
Arizona (14-5)		
1-25-80	A. W.	66-65
2-23-80	H. W.	88-37
1-31-81	H. W.	73-54
2-21-81	A. W.	64-46
1-29-82	A. W.	71-59
2-26-82	H. W.	74-52
1-21-83	H. W.	82-60
2-5-83	A. W.	64-63
2-2-84	A. W.	68-66
3-3-84	H. W.	75-63
1-11-85	H. W.	74-56
2-14-85	A. W.	63-56
1-11-93	A. L.	58-75
12-11-93	H. L.	58-63
12-19-96	H. L.	48-66
11-23-98	A. L.	69-76
11-21-09	H. W.	57-38
12-3-17	A. W.	78-67
12-2-18	H. L.	60-69
Arizona State (10-8)		
1-14-78	A. L.	65-86
1-26-80	A. W.	52-49
2-22-80	H. W.	79-60
12-19-80	N. W.	62-54
1-30-81	H. W.	65-55
2-20-81	A. L.	66-70
1-30-82	A. L.	57-78
2-24-82	H. L.	67-69
1-22-83	H. L.	73-78
2-4-83	A. L.	78-82
2-4-84	A. L.	81-83
3-1-84	H. W.	83-65
1-9-85	H. W.	78-65
2-16-85	A. W.	104-82
12-19-88	A. W.	87-69
12-31-89	H. L.	50-76
12-7-93	H. W.	76-46
1-5-95	A. W.	67-52
Arkansas Pine-Bluff (1-0)		
11-14-11	H. W.	86-43
Arkansas State (0-1)		
11-30-19	H. L.	62-71
Army (1-0)		
11-27-93	N. W.	71-53

Auburn (2-0)		
12-30-09	H. W.	66-55
11-23-12	N. W.	78-57
Baylor (1-0)		
12-2-88	H. W.	85-40
Biola (4-3)		
1-22-77	A. L.	60-70
2-23-78	H. L.	58-79
12-19-78	H. L.	48-50
11-20-79	H. W.	88-64
11-13-81	A. W.	79-36
11-21-83	H. W.	99-59
12-28-16	H. W.	63-48
Bishop's (1-0)		
12-6-80	H. W.	55-47
Boise State (14-14)		
Record at SDSU		9-4
Record at Boise State		3-10
Record at Neutral		2-0
Most Points SDSU	86, 2013	
Most Points BSU	91, 2019	
Largest Margin SDSU	41, 2013	
Largest Margin BSU	30, 2016	
Longest SDSU Win Streak	5	
Longest BSU Win Streak	6	
Current Streak	SDSU 2	
12-20-05	H. W.	54-51
2-1-12	A. W.	69-59
2-29-12	H. W.	58-41
2-6-13	A. W.	64-40
3-9-13	H. W.	86-45
1-8-14	A. L.	64-73
2-5-14	H. W.	75-65
2-7-15	H. W.	57-40
2-28-15	A. L.	58-64
1-16-16	H. L.	45-75
2-27-16	A. L.	63-68
1-7-17	H. W.	84-77
1-13-18	H. L.	70-86
2-27-18	A. L.	53-64
1-5-19	H. L.	66-69
2-16-19	A. L.	67-91
1-11-20	A. L.	72-86
2-15-20 (ot)	H. L.	67-69
2-26-21	A. W.	74-72
2-28-21	A. L.	44-85
1-15-22	H. W.	80-63
2-5-22	A. L.	63-72
3-6-22	N. W.	65-56
1-14-23	H. W.	55-42
1-30-23	A. L.	57-62
1-13-24	A. L.	59-68
1-27-24	H. W.	79-54
3-12-24	N. W.	72-69
Boston College (0-1)		
12-21-98	H. L.	56-86
BYU (14-29)		
12-23-77	H. L.	60-70
11-28-81	H. W.	75-55
1-10-91 (ot)	H. W.	74-70
2-7-91	A. W.	83-80
2-8-92	H. L.	76-84
3-5-92	A. L.	65-66

BYU (cont.)		
2-6-93	A. L.	73-82
3-4-93	H. W.	73-57
1-15-94	H. W.	74-56
2-24-94	A. L.	66-68
1-14-95	A. W.	63-55
2-23-95	H. W.	87-63
1-11-96	H. W.	85-59
2-24-96	A. L.	61-78
1-16-99 (ot)	A. L.	71-72
2-13-99	H. L.	53-66
1-15-00	H. L.	37-60
2-12-00	A. L.	58-84
3-8-00	N. L.	37-78
1-11-01	H. W.	63-61
2-10-01	A. L.	53-76
1-31-02	A. L.	41-67
3-2-02	H. L.	56-72
1-23-03	H. L.	46-61
2-22-03	A. L.	56-87
2-7-04	H. L.	50-82
3-4-04	A. L.	45-56
2-3-05	A. L.	49-62
3-5-05	H. L.	61-69
1-21-06	A. L.	39-64
2-22-06	H. L.	49-67
1-25-07	H. L.	49-54
2-24-07	A. L.	41-65
1-23-08	H. W.	62-39
2-23-08	A. L.	43-46
1-24-09	H. W.	56-36
2-25-09	A. W.	59-47
1-23-10	A. L.	63-73
2-24-10	H. W.	73-71
3-12-10	N. W.	77-47
1-26-11	H. L.	55-65
2-26-11	A. L.	52-56
3-23-13	A. L.	58-69
Brown (1-1)		
12-30-03	N. L.	49-57
12-28-06	H. W.	63-52
California (4-3)		
12-14-78	A. W.	74-69
3-12-81	N. W.	77-64
12-8-89	H. L.	68-80
12-3-95	H. W.	82-70
12-22-00	H. W.	63-49
11-18-01	A. L.	60-74
11-21-19	H. L.	48-74
California Baptist (3-2)		
11-23-18	H. W.	83-67
12-19-19	A. W.	80-68
12-2-20	H. L.	71-75
12-17-21	A. W.	78-77
11-10-23	H. L.	68-76
Cal Poly Pomona (8-11)		
12-17-76	A. L.	38-103
2-5-77	A. L.	68-82
3-4-77	H. L.	47-80
12-9-77	H. L.	60-69
12-8-78	A. L.	31-74
3-3-78	A. L.	71-96
2-9-79	H. L.	59-72
12-7-79	A. L.	60-63
1-5-80	H. W.	60-53

ALL-TIME SCORES



Cal Poly Pomona (cont.)

12-20-80	A	W	66-50
2-17-81	H	W	64-50
12-11-81	A	L	62-66
1-3-83	H	W	65-59
11-28-84	H	W	87-71
12-21-85	A	L	74-78
1-6-87	H	L	60-75
1-12-88	A	W	76-50
1-2-91	H	W	72-54
12-10-91	H	W	72-49

Cal Poly (9-3)

12-18-76	N	L	46-55
12-2-77	A	L	79-80
2-1-78	A	W	62-50
12-1-78	H	W	50-37
1-7-96	H	W	64-31
1-2-01	A	W	73-63
11-16-01	H	W	63-54
12-7-06 (ot)	H	W	70-68
11-29-07	A	W	80-70
12-21-11	H	W	79-78
12-16-12	A	W	73-56
12-21-20	H	L	63-73

Cal State Bakersfield (1-1)

11-17-10	H	L	62-73
1-7-12	A	W	74-60

Cal State Dominguez Hills (2-0)

2-25-79	H	W	72-33
11-18-12	H	W	66-30

Cal State Fullerton (24-18)

1-14-77	H	L	40-78
2-11-77	A	L	56-101
1-10-78	H	L	76-80
2-11-78	A	L	65-102
1-17-79	A	L	42-58
2-10-79	H	L	48-53
1-13-80	H	W	49-46
2-15-80	A	W	67-59
1-14-81	A	W	66-58
2-14-81	H	W	77-52
1-14-82	H	W	91-77
2-20-82	A	W	56-54
1-25-83	A	L	58-97
2-15-83	H	W	80-77
1-10-84	H	W	77-65
2-21-84	A	W	78-64
1-23-85	A	L	65-73
2-20-85	H	W	83-73
1-10-86	A	L	70-71
2-13-86	H	W	91-72
1-10-87	H	W	68-59
2-14-87	A	L	55-65
1-25-88	H	L	64-67
2-25-88	A	L	53-55
1-28-89	A	L	56-57
2-20-89	H	L	65-71
3-9-89	N	L	60-68
1-13-90	H	W	71-68
1-22-90	A	L	42-61
2-14-91	A	L	49-77
1-18-94	H	W	85-44
12-30-99	A	W	80-51
12-18-00	H	W	84-47
12-1-03	A	W	73-50

12-18-04	H	W	69-43
12-2-07	H	W	76-45
12-19-15	H	W	54-43
12-22-16	A	W	71-61
11-18-17	H	W	59-58
11-15-18	A	W	83-72
11-17-19	H	W	55-45
11-16-21	A	L	56-60

Cal State Los Angeles (5-2)

12-10-76	H	L	62-67
1-5-78	A	W	75-40
1-21-78	H	W	68-58
12-9-78	H	W	52-49
2-16-79	H	L	67-74
11-9-21	H	W	72-57
12-4-23 (ot)	H	W	76-71

CSUN (10-5)

2-14-78 (ot)	A	L	70-76
2-6-79	H	W	74-65
11-27-79	A	W	68-36
12-18-80	N	W	70-47
11-26-83	A	W	95-65
12-1-87	H	W	81-48
2-19-91	H	W	70-60
1-11-92	H	W	97-41
12-28-02	H	W	75-54
12-6-03	A	L	52-71
12-20-14	H	L	54-65
12-7-15	A	W	67-65
11-14-17	H	W	58-55
12-9-18	A	L	74-77
12-28-19 (ot)	H	L	69-74

Canisius (0-1)

1-4-05	H	L	61-71
--------	---	---	-------

Centenary (1-0)

11-22-02	H	W	75-58
----------	---	---	-------

Central Connecticut State (1-0)

11-27-16	N	W	80-62
----------	---	---	-------

Central Michigan (1-1)

11-30-84	N	W	81-45
11-24-17 (ot)	N	L	76-85

Chattanooga (0-1)

11-25-00	H	L	59-74
----------	---	---	-------

Chico State (0-1)

1-7-77	A	L	53-62
--------	---	---	-------

Clemson (0-1)

11-25-89	N	L	45-62
----------	---	---	-------

Colorado (1-2)

1-9-81	H	W	71-55
11-26-94	N	L	51-70
11-24-12	A	L	53-67

Colorado State (34-33)

Record at SDSU	21-10
Record at CSU	12-20
Record at Neutral	1-3
Most Points SDSU	101, 1992
Most Points CSU	95, 2014
Largest Margin SDSU	39, 1992

Colorado State (cont.)

Largest Margin CSU	47, 2014		
Longest SDSU Win Streak	10		
Longest CSU Win Streak	11		
Current Streak	CSU 1		
2-28-91 (ot)	A	L	69-73
1-31-91	H	W	73-50
1-25-92	H	W	101-62
2-20-92	A	W	82-74
1-28-93	H	W	82-59
2-27-93	A	W	64-60
1-27-94	A	W	53-47
2-6-94	H	W	84-50
3-12-94	N	W	51-47
1-28-95	A	W	56-46
2-2-95	H	W	73-51
2-1-96	A	L	58-66
2-8-96	H	W	66-64
3-8-96	N	L	58-64
1-19-97	A	W	70-53
2-13-97	H	W	61-53
2-5-00	H	W	68-58
3-4-00	A	W	58-51
2-3-01	H	L	54-55
3-1-01	A	L	67-81
1-17-02	A	L	49-58
2-16-02	H	L	60-69
2-6-03	H	W	60-47
3-7-03	A	L	49-81
1-24-04	H	W	58-55
2-19-04	A	L	56-65
1-20-05	A	L	50-63
2-19-05	H	L	49-56
1-5-06	A	L	65-68
2-4-06	H	L	55-68
3-7-06	N	L	58-69
1-20-07	H	W	75-66
2-22-07	A	L	56-67
1-30-08	H	W	86-52
3-1-08	A	W	76-56
1-31-09	H	W	62-61
3-4-09	A	W	68-66
1-30-10	H	W	59-38
3-3-10	A	W	73-54
2-2-11	H	L	51-56
3-5-11	A	L	51-66
1-28-12	H	W	66-57
2-25-12	A	L	65-68
1-13-13	A	W	48-44
2-13-13	H	W	60-44
1-2-14	H	L	61-64
2-1-14	A	L	48-95
1-24-15	H	L	36-49
2-14-15	A	L	42-65
1-13-16	H	L	57-60
2-3-16	A	L	54-70
3-8-16	N	L	41-53
1-28-17	A	L	43-60
2-25-17	H	L	46-80
1-3-18	H	L	63-65
1-24-18	A	L	43-72
2-13-19	H	W	54-45
12-4-19	H	W	59-49
2-24-20 (ot)	A	W	64-61
12-8-20 (ot)	A	L	77-86
12-10-20	A	L	77-84
1-3-22	H	W	73-63
2-24-22	A	W	69-61
1-16-23	A	L	58-71

2-16-23	H	W	53-49
12-30-23 (ot)	H	W	74-71
2-3-24	A	L	50-82

Connecticut (1-2)

11-27-87	N	W	69-64
12-21-07	H	L	53-85
11-20-08	A	L	55-99

Creighton (0-8)

1-25-91	A	L	76-90
2-23-91	H	L	76-82
3-8-91	N	L	75-78
2-1-92	A	L	73-82
2-27-92	H	L	75-76
3-13-92	N	L	66-89
12-22-01	A	L	55-66
12-22-02 (ot)	H	L	72-79

Dayton (1-0)

12-18-10	N	W	74-62
----------	---	---	-------

DePaul (2-0)

3-21-09	H	W	76-70
11-18-11	N	W	82-74

Detroit (2-1)

12-27-81	N	L	47-56
12-4-98	H	W	78-59
12-30-01	H	W	70-56

Duke (0-2)

1-14-83	A	L	68-82
3-27-10	N	L	58-66

Duquesne (2-0)

12-7-97	A	W	64-59
12-30-98	H	W	72-65

Eastern Michigan (1-0)

12-30-90	H	W	73-59
----------	---	---	-------

Eastern Washington (1-0)

1-7-05	H	W	63-59
--------	---	---	-------

Fairfield (1-0)

11-27-88	N	W	78-56
----------	---	---	-------

Florida Atlantic (1-0)

12-21-23	N	W	75-48
----------	---	---	-------

Fresno Pacific (1-0)

12-19-12	H	W	90-41
----------	---	---	-------

Fresno State (32-25)

Record at SDSU	17-11		
Record at FS	11-13		
Record at Neutral	4-1		
Most Points SDSU	97, 1995		
Most Points FS	93, 1990		
Largest Margin SDSU	62, 1995		
Largest Margin FS	33, 1990		
Longest SDSU Win Streak	13		
Longest FS Win Streak	3		
Current Streak	SDSU 4		
1-13-77	H	W	61-42
12-2-77	N	W	82-60
2-2-78	A	W	61-44
11-17-79	N	W	61-59

ALL-TIME SCORES



Fresno State (cont.)		
1-15-87	H.....W.....	66-62
1-29-87	A.....L.....	63-85
1-14-88	A.....L.....	61-69
2-13-88	H.....W.....	78-57
3-10-88	H.....W.....	64-60
1-14-89	H.....W.....	94-80
2-9-89	A.....W.....	66-61
1-16-90	A.....L.....	69-83
3-3-90	H.....L.....	60-93
1-15-91	A.....L.....	69-85
1-21-92	H.....L.....	84-86
1-15-93	H.....W.....	63-40
2-13-93	A.....W.....	58-55
3-10-93	N.....W.....	62-38
1-22-94	A.....W.....	75-50
3-5-94	H.....W.....	83-58
3-11-94	H.....W.....	73-53
2-17-95	H.....W.....	97-35
3-3-95	A.....W.....	73-54
2-16-96	A.....W.....	74-57
3-1-96	H.....W.....	76-48
3-6-96	N.....W.....	69-48
1-4-97	A.....W.....	63-50
1-30-97	H.....W.....	70-41
1-2-98	H.....L.....	52-74
2-1-98	A.....L.....	72-82
1-30-99	H.....W.....	89-68
2-25-99	A.....L.....	55-68
11-30-02	A.....L.....	49-59
1-9-13	H.....L.....	72-80
2-9-13	A.....W.....	74-49
3-16-13	N.....L.....	70-76
1-15-14	A.....W.....	70-69
3-1-14	H.....L.....	63-67
1-3-15	H.....L.....	44-56
1-28-15	A.....L.....	50-57
1-20-16	A.....L.....	49-54
2-10-16 (ot)	H.....W.....	65-54
2-4-17	H.....L.....	51-59
2-22-17	A.....L.....	50-59
1-17-18	A.....L.....	53-64
2-7-18	H.....L.....	60-66
1-23-19	H.....L.....	81-87
3-4-19	A.....W.....	59-58
1-1-20	A.....L.....	54-79
1-15-20	H.....L.....	60-65
2-20-21	H.....W.....	79-77
2-21-21	H.....L.....	61-82
12-31-21	A.....L.....	67-73
2-19-22	H.....W.....	77-69
1-11-23	A.....W.....	49-43
1-26-23	H.....W.....	75-56
1-7-24	H.....W.....	77-70
Furman (0-2)		
11-21-14	A.....L.....	43-60
11-27-21	N.....L.....	62-71
George Mason (1-0)		
11-25-94	N.....W.....	76-60
George Washington (0-1)		
12-30-06	H.....L.....	42-76
Georgetown (0-1)		
11-29-91	N.....L.....	74-78
Georgia (1-2)		
12-28-92	N.....W.....	70-63

3-17-93	N.....L.....	68-85
12-21-22	N.....L.....	44-64
Georgia Southern (1-0)		
11-20-21	H.....W.....	65-57
Georgia State (1-0)		
12-13-96	H.....W.....	75-46
Gonzaga (3-0)		
11-30-91	N.....W.....	69-54
1-11-94	H.....W.....	69-54
12-18-95	A.....W.....	78-59
Grambling (1-0)		
11-22-22	H.....W.....	66-41
Hardin-Simmons (1-0)		
1-4-85	H.....W.....	112-37
Hawai'i (15-13)		
1-15-80	H.....W.....	58-54
1-11-81	H.....W.....	65-35
1-21-82	H.....W.....	80-28
11-29-83	H.....W.....	95-67
2-28-86	A.....L.....	75-79
3-2-86	A.....W.....	64-60
1-19-87	H.....W.....	96-56
1-20-87 (ot)	H.....L.....	67-70
3-5-87	H.....W.....	68-62
1-28-88	A.....W.....	83-75
1-30-88	A.....L.....	58-70
1-25-89	H.....L.....	60-73
1-26-89	H.....W.....	56-52
2-8-90	A.....L.....	49-73
2-10-90	A.....L.....	70-72
12-21-91	H.....L.....	70-72
3-16-94	N.....W.....	81-75
1-25-97	A.....L.....	44-54
2-20-97	H.....W.....	58-53
3-7-97	N.....W.....	74-48
1-10-98	A.....L.....	38-88
2-3-98	H.....L.....	48-85
1-23-99	H.....L.....	57-65
2-20-99	A.....L.....	39-66
11-28-08	A.....W.....	71-48
11-19-11	A.....W.....	71-44
11-9-18	H.....W.....	58-57
1-5-19	A.....L.....	58-61
Hope International (1-0)		
12-10-17	H.....W.....	92-68
Houston (2-1)		
3-22-81	N.....W.....	50-41
12-4-81	H.....W.....	59-57
12-3-87	H.....L.....	80-84
Idaho State (2-1)		
11-27-98	H.....W.....	66-58
11-19-99	A.....L.....	68-72
11-27-14	N.....W.....	68-53
Illinois State (1-0)		
11-24-00	H.....W.....	88-59
Incarnate Word (2-0)		
11-18-18	H.....W.....	81-38
12-21-19	A.....W.....	57-48

Indiana State (1-1)		
11-26-99	H.....W.....	53-39
11-23-07	N.....L.....	68-75
Iona College (1-0)		
12-30-91	A.....W.....	83-51
Iowa State (0-3)		
12-29-89	N.....L.....	59-65
11-29-86	N.....L.....	66-83
11-30-08	N.....L.....	71-87
Jackson State (2-0)		
12-6-85	H.....W.....	90-77
11-24-07	N.....W.....	63-44
Kansas (1-1)		
12-30-87	H.....W.....	76-63
12-28-04	A.....L.....	45-71
Kansas State (1-2)		
12-7-90	N.....L.....	65-73
12-28-97	H.....W.....	57-53
12-5-98	A.....L.....	56-77
Kennesaw State (1-0)		
12-20-23	N.....W.....	75-52
Lewis-Clark (1-0)		
12-2-83	H.....W.....	111-41
Long Beach State (5-37)		
1-8-77	N.....L.....	60-81
1-29-77	A.....L.....	60-76
2-18-77	H.....L.....	74-95
1-26-78	A.....L.....	68-81
2-16-78	H.....L.....	52-79
12-16-78	N.....L.....	50-74
1-27-79	H.....L.....	66-82
2-15-79	A.....L.....	51-52
1-19-80	H.....L.....	63-73
2-12-80	A.....L.....	61-63
2-11-81	H.....L.....	65-76
2-24-81	A.....L.....	58-68
3-13-81	N.....L.....	56-71
1-23-82	A.....L.....	53-65
2-17-82	H.....L.....	70-79
2-9-83	A.....L.....	67-112
3-1-83	H.....L.....	76-80
1-17-84	H.....L.....	76-82
3-7-84	A.....L.....	63-68
3-17-84	N.....L.....	73-91
1-16-85	H.....L.....	78-105
2-5-85	A.....L.....	65-92
2-10-86	H.....L.....	77-111
2-18-86	A.....L.....	57-104
3-8-86	N.....L.....	74-116
1-8-87	H.....L.....	59-80
2-21-87	A.....L.....	73-109
3-6-87	N.....L.....	74-108
2-18-88	A.....L.....	76-96
3-1-88	H.....L.....	65-90
3-11-88	N.....L.....	78-94
1-19-89	A.....L.....	80-99
2-18-89	H.....L.....	80-91
1-6-90	H.....L.....	43-74
2-1-90	A.....L.....	53-74
12-16-95	H.....W.....	72-53
12-10-96	A.....W.....	75-49
12-19-97	A.....W.....	68-60

Long Beach State (cont.)		
11-16-08	A.....W.....	67-59
12-11-09	H.....W.....	67-62
11-16-14	H.....L.....	62-74
11-13-15	A.....L.....	54-74
Long Island (1-0)		
12-27-95	H.....W.....	83-38
Longwood (1-0)		
1-4-12	H.....W.....	79-37
Louisiana-Monroe (0-2)		
1-5-85 (ot)	H.....L.....	87-89
1-15-86	A.....L.....	63-109
Louisiana Tech (0-2)		
3-22-85	N.....L.....	64-94
1-13-86	A.....L.....	43-87
Loyola (Ill.) (1-0)		
12-1-84	A.....W.....	83-62
Loyola (Md.) (0-1)		
12-28-05	H.....L.....	43-52
Loyola Marymount (6-4)		
1-5-92	A.....W.....	65-54
12-4-92	H.....W.....	59-45
12-1-93	A.....W.....	60-49
12-17-94	H.....W.....	72-32
12-19-99	H.....L.....	51-62
11-21-00	A.....L.....	59-69
12-21-08	H.....W.....	85-70
12-21-09	A.....W.....	75-54
12-10-15	A.....L.....	65-92
11-20-16	H.....L.....	53-60
LSU (0-1)		
3-18-12	A.....L.....	56-64
Maine (0-1)		
11-28-87	A.....L.....	65-66
McNeese State (1-0)		
11-23-90	N.....W.....	101-55
Memphis (1-1)		
1-7-81	H.....L.....	56-69
12-18-93	N.....W.....	72-56
Miami (Fla.) (0-1)		
12-29-85	A.....L.....	51-88
Miami (Ohio) (2-0)		
12-19-13	H.....W.....	75-64
12-20-22	N.....W.....	66-57
Michigan (0-2)		
11-29-14	N.....L.....	50-70
12-9-16	H.....L.....	57-92
Michigan State (0-1)		
12-14-79	N.....L.....	42-58
Minnesota (2-1)		
12-27-84	H.....W.....	82-66
11-27-85	A.....L.....	59-72
11-26-10	N.....W.....	61-59

ALL-TIME SCORES



Missouri (2-2)

11-28-84	A	W	76-70
1-3-89	H	W	97-75
11-27-99	H	L	61-85
12-2-00	A	L	69-89

Missouri-Kansas City (2-0)

12-20-01	A	W	52-51
1-05-03 (ot)	H	W	56-52

Monmouth (2-0)

12-5-86	N	W	54-52
2-24-89	N	W	71-48

Montana (1-2)

3-16-95	N	L	46-57
12-21-99	H	W	51-49
11-18-00	A	L	58-68

Montana State (2-0)

12-14-84	H	W	87-52
12-21-08	H	W	85-70

Montclair State (1-0)

1-2-81	N	W	64-61
--------	---	---	-------

Murray State (3-0)

1-2-89	H	W	81-58
3-24-89	N	W	97-81
11-29-02	N	W	59-54

Navy (2-0)

11-25-01	H	W	73-69
12-18-07	H	W	91-33

Nevada (16-15)

Record at SDSU	10-2		
Record at Nevada	4-11		
Record at Neutral	2-2		
Most Points SDSU	90, 1984		
Most Points Nevada	95, 2018		
Largest Margin SDSU	46, 1984		
Largest Margin Nevada	23, 2017		
Longest SDSU Win Streak	3		
Longest Nevada Win Streak	3		
Current Streak	NEV 1		
1-2-84	H	W	90-44
11-24-03	H	W	67-52
12-7-04	A	L	55-74
11-14-06	H	L	62-68
11-11-07	A	W	67-61
11-27-10	A	L	61-63
1-23-13	H	W	69-57
2-23-13	A	W	58-45
3-14-13	N	W	67-39
2-8-14	A	L	65-84
3-11-14	N	L	48-53
2-4-15	H	W	57-49
3-6-15	A	L	44-50
3-9-15	N	W	70-48
1-27-16	H	L	64-70
1-4-17	H	W	83-78
2-11-17	A	L	65-88
2-10-18	H	W	75-72
3-2-18	A	L	72-84
3-5-18 (ot)	N	L	84-95
2-20-19	A	L	69-74
3-7-19	H	W	64-61
1-18-20	A	L	69-70
2-27-20	H	W	81-69

Nevada (cont.)

1-7-21	A	W	59-43
1-9-21	A	L	59-66
1-19-22	A	L	46-58
2-9-22	H	W	68-57
1-5-23	H	W	80-70
2-9-23	A	W	67-51
2-14-24	A	L	71-72

New Mexico (36-41)

Record at SDSU	17-15		
Record at UNM	12-18		
Record at Neutral	7-8		
Most Points SDSU	98, 1995		
Most Points UNM	89, 2018		
Largest Margin SDSU	58, 1994		
Largest Margin UNM	43, 2017		
Longest SDSU Win Streak	10		
Longest UNM Win Streak	19		
Current Streak	SDSU 1		
1-18-92	H	W	91-44
2-15-92	A	W	74-52
1-24-93	A	W	54-44
2-18-93	H	W	78-51
2-11-94	A	W	98-52
2-20-94	H	W	96-38
3-9-94	N	W	95-60
1-19-95	H	W	85-61
2-11-95	A	W	75-47
3-8-95	A	W	57-39
1-18-96	A	L	56-62
1-27-96	H	W	74-52
3-5-97	N	W	57-50
1-7-99	H	L	53-66
2-4-99	A	L	51-75
1-20-00	A	L	47-65
2-17-00	H	L	60-66
1-20-01	A	L	66-86
2-15-01	H	W	56-53
3-7-01	N	L	49-55
1-23-02	H	L	49-58
2-23-02	A	L	53-63
3-6-02	N	L	52-65
1-30-03	A	L	42-75
3-1-03	H	L	46-64
3-12-03	N	L	49-54
1-29-04	A	L	42-76
2-28-04	H	L	44-47
1-29-05	H	L	53-72
2-24-05	A	L	58-78
3-9-05	N	L	52-81
1-25-06	A	L	45-76
2-25-06	H	L	48-75
1-31-07	A	L	46-76
3-3-07	H	L	48-67
1-12-08	H	L	47-60
2-13-08	A	L	54-63
3-15-08	N	L	59-62
1-21-09	A	W	57-52
2-21-09	H	W	75-64
1-6-10	A	W	61-39
2-6-10	H	L	58-65
1-15-11	H	W	56-53
2-15-11	A	W	50-44
3-8-11	N	L	57-65
1-18-12	H	W	77-47
2-15-12	A	W	57-44
3-10-12	N	W	57-43
1-26-13	A	W	63-39
2-27-13	H	W	72-44

New Mexico (cont.)

3-15-13	N	W	67-39
2-22-14	H	W	53-48
3-7-14	A	L	46-62
1-7-15	A	L	53-62
2-18-15	H	L	47-63
3-10-15	N	L	56-57
2-6-16	A	W	51-46
3-1-16	H	L	45-64
12-31-16	A	L	42-85
3-3-17	H	W	63-51
1-20-18	H	W	97-89
1-16-19	A	L	62-70
2-6-19	H	W	61-59
3-11-19 (ot)	N	W	70-61
1-29-20	H	W	75-74
2-12-20	A	W	67-58
2-3-21	H	L	48-84
2-5-21	H	L	48-65
1-9-22	A	L	72-75
1-29-22	H	L	58-67
3-7-22	N	L	60-63
1-19-23	H	W	65-61
2-4-23	A	L	78-83
3-6-23	N	W	69-68
2-7-24	H	W	60-53
2-28-24	A	L	63-66
3-11-24	N	W	67-56

New Mexico State (2-0)

12-18-82	H	W	90-65
1-3-86	N	W	65-56

New Orleans (1-0)

12-7-85	N	W	60-58
---------	---	---	-------

Nicholls State (1-0)

11-26-88	N	W	88-45
----------	---	---	-------

North Carolina (0-1)

1-13-83	A	L	74-84
---------	---	---	-------

North Carolina-Greensboro (1-0)

12-28-11	H	W	57-29
----------	---	---	-------

North Carolina State (0-1)

12-30-13	H	L	67-84
----------	---	---	-------

North Dakota State (1-0)

11-27-15	H	W	64-54
----------	---	---	-------

North Texas (1-0)

11-23-96	N	W	64-40
----------	---	---	-------

Northern Arizona (7-1)

12-29-76	H	W	64-44
1-13-78	A	W	77-65
1-5-82	H	W	77-42
12-18-89	H	W	66-53
1-3-95	A	W	72-58
1-2-96	H	W	66-61
12-28-99	A	L	57-65
12-30-00	H	W	58-50

Northern Colorado (2-0)

12-11-79	H	W	85-61
12-04-04	H	W	68-65

Northern Illinois (1-1)

1-2-88	H	W	103-92
--------	---	---	--------

1-3-90	H	L	79-99
--------	---	---	-------

Northwestern State (1-0)

11-14-08	H	W	67-47
----------	---	---	-------

Notre Dame (1-1)

3-21-81	N	W	71-34
11-26-09	N	L	79-84

Ohio State (0-1)

12-21-21	H	L	54-66
----------	---	---	-------

Oklahoma (1-1)

1-6-82	H	W	68-65
11-27-09	N	L	48-87

Oklahoma State (0-1)

12-30-12	H	L	72-80
----------	---	---	-------

Old Dominion (0-3)

1-11-82	H	L	62-79
1-16-83	A	L	76-79
2-25-89	N	L	69-90

Oral Roberts (1-1)

2-23-88	H	W	86-61
12-20-03	H	L	54-63

Oregon (3-3)

1-6-83	H	W	79-71
3-16-84	N	W	70-63
3-25-89	N	L	64-67
12-30-93	H	W	84-77
12-20-95	A	L	52-59
3-15-97	N	L	68-80

Oregon State (2-4)

12-31-82	H	L	49-54
12-31-84	H	L	68-66
12-17-92	H	W	61-50
12-11-94	H	L	55-59
11-16-97	H	W	63-56
11-17-98	A	L	67-71

Pacific (6-5)

1-27-81	H	L	62-70
1-23-86	H	W	97-80
2-20-86	A	L	75-102
2-2-87	A	W	85-74
2-26-87	H	W	80-52
1-4-88	A	W	77-56
3-3-88	H	W	101-58
12-16-88	H	W	76-55
3-4-89	A	L	68-85
1-18-90	A	L	64-68
2-17-90	H	L	68-82

Penn (2-0)

12-30-11	H	W	51-37
11-25-23	H	W	74-49

Penn State (0-2)

12-4-97	A	L	56-70
11-28-98	H	L	53-76

Pepperdine (13-7)

1-6-77	N	W	62-45
12-12-77 (ot)	H	L	71-72
2-17-78	A	L	64-75
12-3-78	H	L	53-59

ALL-TIME SCORES



Pepperdine (cont.)	
2-7-79	A.....L.....44-60
12-13-79	N.....W.....65-46
11-22-80	A.....W.....78-61
12-9-80	H.....W.....58-52
12-1-81	A.....W.....75-50
2-12-81	H.....W.....58-52
11-27-82	A.....L.....59-62
12-8-83	H.....W.....95-82
12-27-83	A.....W.....103-81
12-3-94	H.....W.....59-56
1-4-96	A.....W.....74-62
12-7-96	H.....W.....66-51
12-10-05	A.....L.....56-70
12-21-06	H.....W.....64-53
12-8-09 (ot)	H.....L.....61-62
12-7-10	A.....W.....75-61
Pittsburgh (1-1)	
12-30-95	H.....W.....83-69
12-22-05	A.....L.....56-78
Portland (1-3)	
11-20-99	N.....L.....49-50
11-20-11	N.....L.....58-59
11-18-22	H.....W.....55-53
11-6-23	A.....L.....58-72
Portland State (4-2)	
12-12-86	H.....W.....92-63
11-28-97 (ot)	N.....L.....66-68
11-28-00	A.....W.....53-50
1-5-02	H.....W.....73-51
1-09-03	A.....L.....55-59
12-16-05	H.....W.....75-71
Prairie View A&M (2-0)	
12-1-01	N.....W.....68-46
11-29-08	N.....W.....58-53
Presbyterian (1-0)	
11-10-18	H.....W.....77-50
Princeton (1-0)	
12-19-93	N.....W.....59-47
Providence (1-0)	
2-26-89	N.....W.....77-69
Purdue (2-1)	
3-20-81	N.....W.....72-48
12-4-87	H.....W.....80-74
11-26-93	N.....L.....60-86
Queens College (1-0)	
12-28-81	A.....W.....81-64
Quinnipiac (0-1)	
12-28-07	H.....L.....59-78
Radford (2-1)	
3-23-89	N.....W.....99-92
12-29-96	N.....L.....59-65
12-28-01	H.....W.....89-42
Rice (0-2)	
1-25-98	H.....L.....63-66
2-19-98	A.....L.....61-66

Rutgers (0-1)	
12-30-85	N.....L.....66-76
Sacramento State (6-1)	
12-16-01	H.....W.....72-51
1-11-03	A.....W.....77-68
12-28-08	H.....W.....75-47
11-10-13	A.....L.....89-93
11-14-14	H.....W.....99-91
12-7-22	H.....W.....70-59
11-18-23	A.....W.....68-45
St. John's (1-1)	
12-11-92	H.....W.....51-42
12-29-94	A.....L.....77-81
Saint Mary's (2-3)	
11-24-90	A.....L.....68-83
11-25-02	A.....L.....47-60
11-21-03	H.....L.....47-52
12-10-06	H.....W.....62-57
11-17-07	A.....W.....83-60
San Diego (32-15)	
2-28-78	H.....W.....83-31
12-11-78	H.....W.....98-17
3-2-79	H.....W.....74-35
1-22-80	H.....W.....80-41
2-28-80	A.....W.....75-21
12-2-80	H.....W.....79-34
2-26-81	A.....W.....65-46
12-10-81	H.....W.....76-57
2-10-82	A.....W.....72-46
1-8-83	H.....W.....83-56
12-3-83	H.....W.....74-51
12-6-83	A.....W.....73-44
12-4-84	H.....W.....97-57
12-11-85	A.....W.....67-54
12-21-86	H.....W.....73-63
12-1-87	A.....W.....85-61
12-6-88	H.....W.....82-47
12-6-89	H.....L.....68-76
11-27-90	H.....W.....79-75
11-23-91	A.....W.....72-68
12-2-92	H.....W.....72-66
12-4-93	A.....W.....72-51
11-30-94	H.....W.....67-62
11-28-95	A.....W.....60-47
11-26-96	H.....W.....55-34
12-11-02	A.....L.....53-72
12-10-03	H.....L.....60-65
11-23-04	A.....L.....49-64
11-22-05	H.....L.....57-67
11-19-06	A.....L.....46-76
12-5-07	H.....W.....58-53
11-25-08	A.....L.....60-63
11-17-09	H.....W.....79-52
11-30-10 (ot)	A.....W.....72-63
12-5-11	H.....L.....45-56
12-8-12	A.....W.....58-54
11-18-13	H.....L.....45-48
12-9-14	A.....L.....44-66
12-3-15	H.....L.....53-60
11-17-16	A.....L.....53-91
11-29-17	H.....W.....77-76
11-28-18	A.....L.....71-72
12-11-19	H.....L.....47-70
12-5-20	A.....W.....64-56
12-1-21	H.....L.....51-63
12-10-22	H.....W.....68-45

12-7-23	A.....W.....67-63
San Diego Christian (3-0)	
12-21-15	H.....W.....60-25
11-14-16	H.....W.....80-70
11-9-22	H.....W.....81-30
San Francisco (3-5)	
1-3-81	A.....L.....52-61
11-29-81	H.....W.....62-47
12-11-82	H.....W.....80-61
1-5-91	A.....L.....63-65
1-7-93	A.....W.....78-56
11-14-98	H.....L.....43-54
12-1-99	A.....L.....58-67
12-4-22	N.....L.....56-65
San José State (29-10)	
Record at SDSU	16-2
Record at SJSU	11-5
Record at Neutral	2-3
Most Points SDSU	97, twice
Most Points SJSU	99, 2017
Largest Margin SDSU	45, 1997
Largest Margin SJSU	22, 1990
Longest SDSU Win Streak	9
Longest SJSU Win Streak	3
Current Streak	SDSU 6
12-3-77	N.....W.....89-83
11-16-79	N.....L.....46-56
12-21-84	H.....W.....97-67
1-31-87	A.....W.....64-60
2-28-87	H.....W.....97-56
1-16-88	A.....W.....95-69
2-11-88	H.....W.....96-54
1-12-89	H.....W.....77-64
2-11-89	A.....W.....84-52
1-20-90	A.....W.....84-74
3-1-90	H.....W.....66-42
3-7-90	N.....L.....59-81
1-2-97	A.....W.....82-37
2-1-97	H.....W.....92-47
1-4-98	H.....W.....68-55
1-29-98	A.....W.....77-49
1-28-99	H.....W.....89-51
2-27-99	A.....W.....78-46
12-6-00	A.....L.....54-59
12-6-01	H.....L.....62-65
1-22-14	H.....W.....88-65
2-26-14	A.....W.....77-63
2-21-15	H.....W.....71-61
1-6-16	A.....L.....73-78
2-20-16	H.....W.....87-70
1-11-17 (ot)	A.....L.....80-81
2-8-17	H.....L.....90-99
3-6-17	N.....L.....58-76
1-10-18	A.....W.....75-65
2-24-18	H.....W.....85-78
2-2-19	H.....W.....69-68
3-2-19	A.....L.....76-84
12-7-19	A.....L.....67-84
2-26-22	H.....W.....77-69
1-28-23	H.....W.....59-39
2-11-23	A.....W.....80-55
1-20-24	H.....W.....63-51
2-10-24	A.....W.....63-62
3-10-24	n.....W.....72-51
Santa Clara (1-3)	
12-14-81	H.....W.....65-48

1-6-04	H.....L.....68-70
12-14-17	H.....L.....34-48
11-13-18	A.....L.....43-60
Savannah State (1-0)	
1-2-13	H.....W.....72-51
Seattle (2-0)	
11-5-22	H.....W.....70-46
12-11-23	A.....W.....69-61
Seton Hall (0-1)	
12-28-91	A.....L.....61-71
South Carolina (0-3)	
11-28-09	N.....L.....55-58
11-23-13	H.....L.....54-88
Southeastern Louisiana (1-0)	
11-15-22	H.....W.....69-53
Southern Illinois (0-3)	
12-15-84	H.....L.....73-77
11-29-85	A.....L.....55-76
12-6-86	N.....L.....57-59
Southern Methodist (1-4)	
1-17-98	A.....L.....62-71
2-12-98	H.....L.....54-66
12-14-03	H.....L.....55-64
12-22-04	A.....L.....36-80
12-28-12	H.....W.....88-72
Southern Utah (5-0)	
12-8-90	N.....W.....89-46
12-20-94	H.....W.....77-51
12-30-04	H.....W.....51-37
11-24-06	A.....W.....55-52
11-20-07	H.....W.....86-52
Stanford (4-6)	
2-12-83	A.....L.....60-78
3-8-83	H.....L.....72-85
2-11-84	H.....W.....81-67
3-10-84	A.....W.....86-43
2-9-85	A.....W.....73-59
3-8-85	H.....W.....76-60
12-10-89	H.....L.....45-109
3-23-09	H.....L.....49-77
11-7-22	A.....L.....48-86
12-1-23	H.....L.....44-85
Stanislaus State (1-0)	
11-30-04	H.....W.....80-65
Stephen F. Austin (0-1)	
11-22-96	N.....L.....62-67
TCU (6-14)	
1-15-98	A.....L.....68-83
2-14-98	H.....W.....72-66
1-4-00	H.....W.....63-51
12-2-01	A.....L.....49-75
1-18-06	H.....L.....60-77
2-18-06	A.....L.....49-80
1-28-07	A.....L.....57-83
2-28-07	H.....L.....61-78
1-9-08	A.....L.....63-86
2-9-08	H.....L.....54-75
3-14-08	N.....W.....69-67

ALL-TIME SCORES



1-28-09	A	L	62-65
2-28-09	H	W	68-63
1-16-10	A	L	63-80
2-16-10	H	W	84-61
1-5-11	H	L	47-49
2-5-11	A	L	52-63
1-11-12	H	W	61-46
2-4-12	A	L	39-58
11-24-18	H	L	64-81

Temple (1-0)

1-4-86	N	W	66-61
--------	---	---	-------

Tennessee-Martin (0-1)

12-29-03	N	L	56-59
----------	---	---	-------

Tennessee Tech (1-0)

12-3-88	H	W	78-56
---------	---	---	-------

Texas (2-1)

11-26-95	A	L	58-69
12-30-08	H	W	60-55
3-21-10	A	W	74-63

Texas A&M (0-4)

12-20-92	H	L	62-63
3-20-94	N	L	72-75
12-30-10	H	L	52-96
12-3-13	A	L	35-72

Texas A&M-Corpus Christi (2-0)

1-17-00	H	W	57-52
1-7-01	A	W	67-59

Texas State (0-1)

12-28-96	N	L	65-68
----------	---	---	-------

Texas Tech (1-2)

12-15-78	N	W	52-50
11-28-86	N	L	45-79
12-18-90	H	L	57-72

Toledo (0-2)

11-23-97	H	L	67-75
12-28-98	A	L	72-89

Towson (1-0)

11-9-19	H	W	80-72
---------	---	---	-------

Tulane (0-1)

11-25-17	N	L	46-80
----------	---	---	-------

Tulsa (1-1)

2-21-98	A	L	52-54
1-22-98	H	W	80-58

UAB (1-0)

11-22-21	H	W	55-51
----------	---	---	-------

UC Davis (2-3)

12-3-05	A	L	36-58
12-30-05	H	W	59-45
11-17-06	H	W	59-52
11-19-15	H	L	54-65
12-2-16	A	L	55-75
11-13-23	H	W	77-68

UC Irvine (21-9)

12-16-77	H	W	93-55
12-19-78	H	W	69-54

UC Irvine (cont.)

2-24-79	A	W	54-53
12-8-79	H	W	67-66
12-17-79	A	W	47-42
1-18-82	A	L	56-58
2-15-82	H	W	64-60
1-30-86	A	W	57-52
2-15-86	H	L	69-82
3-6-86	N	W	73-56
1-3-87	H	L	48-50
1-26-87	A	L	53-55
1-9-88	H	W	91-45
2-4-88	A	W	59-55
1-5-89	A	W	78-47
2-13-89	H	W	85-62
1-27-90	H	W	67-39
2-22-90	A	W	67-54
12-17-91	H	W	70-49
12-4-02 (ot)	H	L	58-61
12-2-03	A	W	51-40
11-13-09	A	W	64-42
11-23-10	H	L	66-68
12-16-11	A	W	76-57
11-14-12	H	W	63-53
12-8-17	H	L	65-67
12-7-18	A	W	78-70
12-19-20	H	L	55-66
11-14-21	A	W	68-60
3-17-23	H	L	45-55

UCLA (6-23)

1-25-77	A	L	42-93
2-25-77	H	L	45-98
2-28-78	H	L	49-96
2-22-78	A	L	44-104
1-25-79	A	L	30-90
2-23-79	H	L	51-84
1-8-80	H	L	60-73
2-7-80	A	L	63-95
2-3-81	H	W	64-56
3-6-81	A	L	61-82
3-14-81	N	L	54-61
2-2-82	H	L	64-70
3-3-82	A	L	51-76
1-29-83	H	L	56-72
2-23-83	A	L	58-100
1-28-84	H	W	82-66
2-15-84	A	W	71-68
1-19-85	H	W	77-68
2-27-85	A	L	64-86
1-28-86	H	W	96-77
12-29-86	A	L	56-81
1-3-92	H	L	59-82
12-6-92	A	W	77-52
12-11-98	H	L	56-104
12-9-99	A	L	61-82
11-12-10	H	L	48-55
11-30-11	A	L	71-78
11-10-12	A	L	52-66
12-15-13	H	L	55-56

UC Riverside (5-5)

12-20-83	A	W	92-58
12-28-90	H	W	94-61
12-20-04	H	L	53-65
11-26-05	A	L	66-71
12-4-08	H	W	54-52
12-4-09	A	W	66-59
12-28-13	H	W	58-57
12-23-14	A	L	54-64

11-16-15	H	L	68-85
11-11-16	A	L	44-72

UC San Diego (3-2)

11-28-78	H	W	72-33
11-23-01	H	L	59-63
12-17-21	H	W	65-57
12-1-22	A	W	72-60
11-28-23 (ot)	H	L	71-77

UC Santa Barbara (18-9)

2-12-77	A	L	43-56
1-20-78	H	W	66-57
2-3-78	A	L	59-73
1-13-79	A	W	51-47
2-17-79	H	W	55-37
11-16-79	N	W	67-45
1-7-84	H	W	122-62
1-25-86	H	W	88-57
2-8-86	A	L	63-77
2-5-87	H	W	67-57
2-19-87	A	W	69-57
1-7-88	H	W	77-51
2-6-88	A	W	78-39
1-7-89	A	W	91-61
2-2-89	H	W	69-55
1-25-90	H	L	57-64
2-24-90	A	W	53-51
12-13-90	H	W	76-71
12-15-97	H	L	79-82
1-2-99	A	L	50-78
3-20-13	H	W	68-45
11-30-13	A	W	71-67
12-7-14	H	W	64-58
12-11-16	H	W	84-70
12-22-17	A	L	64-77
12-21-18	H	L	58-63
11-26-19	A	L	52-64

UNLV (29-41)

Record at SDSU	19-14		
Record at UNLV	10-27		
Record at Neutral	0-0		
Most Points SDSU	92, 1997		
Most Points UNLV	102, 1986		
Largest Margin SDSU	44, 1997		
Largest Margin UNLV	59, 2024		
Longest SDSU Win Streak	7		
Longest UNLV Win Streak	9		
Current Streak	UNLV 9		
2-2-79	A	L	58-78
11-30-79	A	L	67-90
2-1-80	H	W	75-67
12-13-80	A	W	70-61
1-26-81	H	W	78-59
3-15-85	A	W	70-68
2-1-86	H	W	77-71
2-6-86	A	L	75-102
1-24-87	A	L	52-85
2-7-87	H	L	58-63
1-21-88	H	W	69-63
2-20-88	A	L	62-67
1-21-89	A	W	55-51
2-16-89	H	W	65-64
1-9-90	H	L	60-91
2-3-90	A	L	51-91
1-9-97	H	W	92-48
2-8-97	A	W	62-50
1-29-00	H	W	54-52
2-26-00	A	L	63-69

UNLV (cont.)

1-27-01	H	L	41-82
2-24-01	A	L	67-68
1-12-02	A	L	55-67
2-9-02	H	L	49-57
1-18-03	H	L	49-50
2-15-03	A	L	61-81
1-17-04	A	L	58-76
2-14-04	H	L	56-65
1-15-05	H	W	76-60
2-12-05	A	L	54-77
1-14-06	A	L	54-71
2-15-06	H	L	48-64
1-6-07	A	L	54-71
2-8-07	H	W	67-54
1-26-08	A	W	75-55
2-27-08	H	W	68-50
2-4-09	H	W	83-58
3-7-09	A	W	61-55
3-14-09	A	W	71-63
1-13-10	H	W	70-41
2-13-10	A	L	59-66
1-11-11	A	W	55-52
2-12-11	H	W	77-60
1-14-12 (ot)	A	W	66-62
2-11-12	H	W	77-64
1-16-13	A	W	74-60
2-17-13	H	W	86-50
1-18-14	A	L	59-74
3-4-14	H	W	64-63
1-17-15	A	L	47-64
3-3-15	H	W	76-61
1-30-16	H	L	41-55
3-4-16	A	L	51-62
1-18-17	H	W	87-68
2-18-17	A	L	62-80
1-27-18	H	L	64-75
2-27-18 (ot)	A	L	67-73
1-26-19	A	L	57-71
2-23-19	H	L	49-62
1-25-20	H	W	48-39
2-22-20	A	L	67-72
2-15-21	H	L	65-80
2-16-21	H	L	71-73
2-12-22	A	L	67-76
1-7-23	H	L	70-76
2-25-23	A	L	59-65
3-7-23	A	L	68-71
1-17-24	H	L	60-67
3-2-24	A	L	41-100
3-13-24	A	L	49-66

USC (6-27)

1-21-77	A	W	62-59
2-8-77	H	L	61-85
1-17-78	H	L	57-69
2-7-78	H	L	83-99
1-20-79	H	L	47-61
3-1-79	H	L	44-67
2-5-80	H	L	62-65
2-29-80	A	L	63-66
1-21-81	H	L	46-75
3-8-81	A	L	45-58
2-2-82	H	L	69-77
3-5-82	A	L	55-73
12-14-82	H	L	66-102
2-26-83	A	L	63-89
1-19-84	A	L	84-101
2-18-84	H	L	67-86
1-28-85	A	W	61-59

ALL-TIME SCORES



USC (cont.)

2-23-85	H	L	77-90
2-4-86	H	L	73-91
12-9-86	A	L	77-90
12-2-89	A	L	66-73
12-4-90	A	L	54-68
12-3-91	H	W	71-64
1-3-93	H	W	63-61
1-2-94	A	L	62-82
12-6-94	H	L	55-67
12-6-95	A	W	67-66
12-1-96	H	L	60-71
12-13-97	A	L	51-62
12-4-99	H	L	60-72
12-19-10	A	L	64-74
11-30-12	H	W	80-46
11-13-13	A	L	61-65

U.S. International (3-0)

11-13-79	A	W	85-25
2-8-80	A	W	forfeit
11-17-81	H	W	90-39

Utah (15-31)

12-15-79	N	W	57-54
12-4-82	A	L	77-87
1-12-91	H	W	87-80
2-9-91	A	L	58-79
2-6-92	H	W	74-51
3-7-92	A	L	61-71
2-4-93	A	L	42-68
3-6-93	H	W	63-57
3-12-93	A	L	56-74
1-13-94	H	W	62-38
2-25-94	A	W	71-52
1-12-95	A	W	70-55
2-25-95	H	W	71-55
3-11-95	N	L	57-64
1-13-96	H	W	67-55
2-22-96	A	L	56-69
3-8-97	N	W	56-50
1-14-99	A	L	60-74
2-11-99	H	L	42-64
1-13-00	H	L	44-53
2-10-00	A	L	38-63
1-13-01	H	L	47-56
2-8-01	A	L	46-62
2-2-02	A	L	59-75
2-28-02	H	L	45-47
1-25-03	H	L	44-59
2-20-03	A	L	22-66
2-5-04	H	L	29-56
3-6-04	A	L	51-63
3-10-04	N	L	51-68
2-5-05	A	L	52-65
3-3-05	H	L	54-64
1-11-06	H	L	39-76
2-11-06	A	L	43-78
1-4-07	A	L	48-51
2-3-07	H	W	71-66
1-16-08	A	L	62-74
2-16-08	H	L	51-63
1-11-09	A	L	52-58
2-11-09	H	W	55-49
3-14-09	N	L	58-63
1-20-10	H	W	51-42
2-21-10	A	L	55-73
3-13-10 (ot)	N	W	70-60
1-8-11 (ot)	H	L	67-70

2-9-11	A	W	50-49
--------	---	---	-------

Utah State (15-7)

Record at SDSU	8-2		
Record at USU	7-4		
Record at Neutral	0-1		
Most Points SDSU	132, 1983		
Most Points USU	79, 2014		
Largest Margin SDSU	68, 1983		
Largest Margin USU	19, 2016		
Longest SDSU Win Streak	4		
Longest USU Win Streak	3		
Current Streak	SDSU 6		
12-5-80	H	W	79-51
12-2-82	A	W	96-63
12-16-83	H	W	132-64
1-25-14	H	W	88-72
2-19-14	A	L	69-79
1-31-15	A	W	70-59
1-2-16	H	L	36-55
1-23-16	A	L	59-72
1-14-17	A	L	47-53
2-15-17	H	W	66-59
12-30-17	A	L	58-62
2-9-19	A	W	56-54
2-27-19	H	L	52-65
1-4-20	H	W	66-62
2-1-20	A	W	59-51
3-1-20 (ot)	N	L	79-81
1-14-21	H	W	68-60
1-13-22	H	W	66-45
2-2-22	A	W	68-67
12-31-22	A	W	89-55
1-24-23	A	W	76-62
2-17-24	H	W	80-62

Utah Valley (1-1)

2-10-05	H	W	91-45
11-22-06	A	L	44-75

UT Arlington (0-1)

11-26-16	N	L	58-64
----------	---	---	-------

UTEP (18-4)

12-10-82	H	W	105-72
1-4-84	H	W	116-59
1-14-84	A	W	85-65
11-23-84	H	W	92-52
12-29-87	H	W	79-68
1-19-91 (2ot)	A	L	71-77
2-16-91	H	W	84-62
1-30-92	A	W	82-64
2-29-92	H	W	80-44
1-22-93	A	L	59-70
2-20-93	H	L	53-54
2-13-94	A	W	67-65
2-18-94	H	W	69-53
1-21-95	H	W	73-50
2-9-95	A	W	72-56
3-10-95	N	W	71-49
1-20-96	A	W	81-71
1-25-96	H	W	62-40
1-22-97	H	W	75-42
2-26-97	A	W	81-52
1-9-99	H	W	67-50
2-6-99	A	L	58-64

UT Rio Grande Valley (1-0)

1-9-04	H	W	59-38
--------	---	---	-------

UT San Antonio (1-1)

12-30-89	N	L	65-67
12-28-10	H	W	72-52

Villanova (1-0)

12-29-92	A	W	56-54
----------	---	---	-------

Virginia (0-1)

12-29-81	N	L	34-38
----------	---	---	-------

Wake Forest (1-0)

12-28-09	H	W	63-62
----------	---	---	-------

Washington (1-4)

11-26-11	H	W	63-51
12-5-12	A	L	58-59
12-18-14	H	L	48-69
11-23-15	A	L	51-80
11-25-20	N	L	59-61

Washington State (3-2)

11-23-81	H	W	59-58
12-22-03	A	W	63-56
12-11-04	H	L	50-55
12-21-10	H	W	66-57
12-2-11	A	L	50-65

Weber State (0-1)

12-1-82 (ot)	A	L	93-95
--------------	---	---	-------

Westcliff (2-0)

11-12-19	H (at Grossmont Coll.)	W	77-56
11-21-23	H	W	64-42

West Texas A&M (1-0)

11-24-84	N	W	82-63
----------	---	---	-------

West Virginia (2-0)

12-31-85	N	W	73-71
3-23-10	N	W	64-55

Western Michigan (1-0)

12-30-07	H	W	77-72
----------	---	---	-------

Wichita State (1-1)

11-19-05	A	L	79-91
12-3-06 (ot)	H	W	74-73

Wisconsin (1-0)

11-29-15 (ot)	H	W	63-57
---------------	---	---	-------


Wyoming (31-37)

Record at SDSU	18-11		
Record at WYO	8-24		
Record at Neutral	5-2		
Most Points SDSU	84, 2016		
Most Points WYO	86, 2002		
Largest Margin SDSU	31, 1997		
Largest Margin WYO	42, 2019		
Longest SDSU Win Streak	5		
Longest WYO Win Streak	12		
Current Streak	SDSU 1		
2-2-91 (ot)	H	W	79-75
3-2-91	A	L	58-69
1-23-92	H	W	83-63
2-22-92	A	W	78-69
3-12-92	N	W	66-58
1-30-93	H	W	53-48
2-25-93	A	L	72-78

Wyoming (cont.)

1-29-94	A	W	76-54
2-4-94	H	W	70-61
1-26-95	A	W	68-49
2-4-95	H	W	81-55
2-3-96	A	L	60-66
2-10-96	H	W	55-38
1-16-97	A	W	54-48
2-15-97	H	W	79-48
2-3-00	H	L	71-78
3-2-00	A	L	55-63
2-1-01	H	W	58-50
3-3-01	A	L	59-73
1-19-02	A	L	51-86
2-14-02	H	L	43-53
2-8-03	H	L	52-66
3-5-03	A	L	43-60
1-22-04	H	L	60-71
2-21-04	A	L	46-71
1-22-05	A	L	43-69
2-17-05	H	L	66-69
1-28-06	H	L	53-64
3-2-06	A	L	45-78
1-17-07	A	L	47-71
2-18-07	H	W	55-47
3-7-07	N	L	44-56
1-19-08	A	L	49-65
2-20-08	H	L	44-55
3-12-08	N	W	66-54
1-14-09	H	W	49-42
2-15-09	A	L	61-64
1-9-10	H	W	65-50
2-10-10	A	L	51-63
3-10-10	N	W	61-50
1-29-11	A	L	51-59
3-2-11	H	L	50-63
1-24-12	H	W	56-45
2-21-12	A	W	68-55
3-9-12	N	W	73-55
1-19-13	H	W	66-43
2-20-13	A	W	57-51
2-12-14	H	L	60-69
1-14-15	H	W	57-54
2-11-15	A	L	66-74
12-30-15	A	W	84-77
2-24-16	H	W	53-40
3-7-16	N	W	62-44
2-1-17	A	L	67-80
12-28-17	H	W	68-62
2-14-18	A	L	50-70
1-9-19	A	L	45-87
3-12-19 (ot)	N	L	70-75
1-8-20 (ot)	H	W	67-60
1-22-20	A	L	67-81
1-28-21	A	L	36-54
1-30-21	A	L	41-62
12-28-21	H	L	54-62
2-26-22	A	L	46-70
1-21-23	A	W	73-66
2-18-23	H	L	58-70
1-10-24	A	L	55-72
3-5-24	H	W	58-55

WAC TOURNAMENT CHAMPIONS



1994 WAC TOURNAMENT CHAMPIONS
 Salt Lake City, Utah (Huntsman Center), March 9-12
 San Diego State 95, New Mexico 60
 San Diego State 73, Fresno State 53
Championship: San Diego State 51, Colorado State 47


SALT LAKE CITY - SDSU used a 16-point performance from tournament MVP Christina Murguia to claim the 1994 WAC championship, 51-47, over Colorado State.
 The Aztecs shot just over 33 percent from the field, but Murguia's basket with 1:01 remaining gave her team a four-point lead at 49-45. An offensive rebound by Falisha Wright with 15 seconds left and two game-icing free throws by her sister Lakeysha Wright with 8.2 seconds secured the Aztec victory.
 SDSU trailed by just one at the break, but then fell behind the Rams 35-32 in the opening part of the second half. Murguia, however, provided the spark off the bench, turning a one-point Aztec deficit into the lead with consecutive jumpers from the top of the key, followed by a steal, which led to a layup by teammate Tammy Blackburn.
 With the win, SDSU tied the school record for victories and completed the sweep of both the WAC regular season and tournament titles. The Aztecs would go on to play host to the NCAA first and second rounds at Peterson Gym.

CSU	FG	3FG	FT	REB	F	TP	A	T	B	S	MP
Meadows	2-9	0-0	2-2	9	2	6	1	2	0	0	27
Dominguez	1-2	0-0	0-0	1	2	2	4	6	0	0	40
Bainum	4-7	0-1	0-0	6	2	8	1	1	0	0	33
Smith	4-8	0-1	2-2	12	0	10	3	6	0	1	39
James	5-16	0-0	2-2	2	2	12	2	3	1	1	27
Brunner	3-7	1-3	0-0	3	3	7	1	1	0	0	23
Wormal	1-1	0-0	0-0	1	1	2	0	0	0	1	11
TEAM				4				1			
TOTALS	20-50	1-5	6-6	38	12	47	12	20	1	3	200
Pct.	40.0	20.0	1.000								

SDSU	FG	3FG	FT	REB	F	TP	A	T	B	S	MP
Wright	3-14	1-1	0-0	7	1	7	9	1	1	4	39
Blackburn	3-7	0-0	0-0	6	0	6	2	2	0	0	30
Epps	3-15	0-0	1-6	8	1	7	0	1	0	1	32
Johnson	1-4	0-0	0-0	2	0	2	1	2	0	1	22
Suman	3-8	0-0	3-4	5	3	9	1	3	2	1	28
Wright, L.	0-0	0-0	2-2	1	2	2	1	1	0	1	10
Murguia	8-14	0-0	0-0	5	3	16	3	2	0	2	30
DiCamilli	1-4	0-0	0-0	1	0	2	0	0	0	0	9
TEAM				2							
TOTALS	22-66	1-1	6-12	37	10	51	17	12	3	10	200
Pct.	33.3	1.000	50.0								

Technical fouls: N/A
 Attendance: 1,126

Score by Periods	1st	2nd	Total
Colorado State	27	20	47
San Diego State	26	25	51



1997 WAC TOURNAMENT CHAMPIONS
 Las Vegas, Nev. (Thomas & Mack Center), March 5-8
 San Diego State 57, New Mexico 50
 San Diego State 74, Hawai'i 48
Championship: San Diego State 56, Utah 50

LAS VEGAS - San Diego State won its second WAC tournament title by defeating the University of Utah, 56-50, in the championship game.
 The Aztecs, who trailed most of the game, entered the halftime locker room down, 27-23. SDSU opened the second half on a 9-5 run to cut the score to 34-32, but the Utes managed to rebuild their lead to five at 43-38 with 12:33 left in the game. From that point, SDSU went on a 9-3 run to take its first lead of the game, 44-43, with 10:47 left.
 After exchanging baskets with Utah, the Aztecs took the lead for good, holding the Utes to just one field goal in the last 10:39 of the game. Pacing the Aztecs was Jodi Nowlin-Tres, who scored a team-high 19 points and eight rebounds. Also scoring in double figures was Falisha Wright (15) and junior forward Olivia DiCamilli (12).

SDSU	FG	3FG	FT	REB	F	TP	A	T	B	S	MP
Bale	1-2	0-0	0-0	0	1	2	1	0	0	1	11
Harris	1-7	0-0	2-2	1	4	4	1	1	0	0	27
Nowlin-Tres	8-15	1-2	2-3	8	3	19	1	2	1	6	40
Wright	5-9	1-1	4-6	5	1	15	6	6	0	3	40
DiCamilli	5-8	0-0	2-5	6	2	12	1	1	1	2	39
Rucker	0-2	0-1	0-1	1	0	0	2	2	0	1	14
Woods	1-7	0-0	2-2	8	1	4	2	4	0	0	29
TEAM				1							
TOTALS	21-50	2-4	12-19	30	12	56	14	18	2	13	200
Pct.	42.0	50.0	63.2								

UTAH	FG	3FG	FT	REB	F	TP	A	T	B	S	MP
Krommenhoek	7-15	5-12	2-3	2	2	21	2	5	0	1	40
King-Noel	4-6	0-0	2-4	9	1	10	4	3	0	0	36
Works, Sara	7-11	0-0	0-1	5	3	14	0	0	2	3	33
Bills	1-7	0-3	0-1	7	2	2	7	7	0	1	39
Thueson	0-2	0-2	0-0	2	4	0	1	3	0	1	16
Fuertes	0-0	0-0	0-0	1	1	0	4	6	0	1	22
Red	1-1	0-0	0-0	0	0	2	0	0	0	0	3
Thill	0-0	0-0	1-1	0	1	1	0	0	0	1	5
Rose	0-0	0-0	0-0	1	2	0	0	0	0	0	6
TEAM				2							
TOTALS	20-42	5-17	5-10	29	16	50	18	24	2	8	200
Pct.	47.6	29.4	50.0								

Technical fouls: N/A
 Attendance: 2,177

Score by Periods	1st	2nd	Total
San Diego State	23	33	56
Utah	27	22	50

MW TOURNAMENT CHAMPIONS



2010 MW TOURNAMENT CHAMPIONS

Las Vegas, Nev. (Thomas & Mack Center), March 8-12
 San Diego State 60, Wyoming 51
 San Diego State 77, Brigham Young 47
Championship: San Diego State 70, Utah 60 (OT)

LAS VEGAS - San Diego State outscored Utah 12-2 in overtime to cap a dramatic rally, giving the Aztecs their first Mountain West tournament title with a 70-60 victory at the Thomas & Mack Center in Las Vegas. SDSU claimed the league's automatic bid to the NCAA tournament, improving to 21-10 overall and avenging last year's loss to the Utes in the same MW championship contest.

Aztec seniors Jené Morris and Quenese Davis combined to score 43 of the team's 70 points, including 16 of the final 22, and also chipped in 12 assists and five steals together. Junior Paris Johnson had 10 points and a team-best seven rebounds and three blocks and classmate Coco Davis tallied three steals.

San Diego State got off to a quick start, jumping ahead by nine points twice, including at the 14:31 mark. Utah would eventually catch up and take its first advantage of the afternoon only four minutes later at 17-16. Five ties and six lead changes later, the Utes headed into the locker room up 34-33 on a last-second 3-point heave by Kalee Whipple.

Utah was up by as many as eight points in the second half, including at 56-48 with four minutes left. From there, the SDSU defense proved stifling, limiting the Utes to only two points - both from the free throw line - as the Aztecs tied the game at 58 on a basket by Coco Davis with 1:04 remaining to send the game into overtime.

San Diego State dominated the extra time, scoring first on a rebound basket by Allison Duffy and forcing Utah into four turnovers and four missed shots from the field. The Aztecs converted two of those giveaways into points and went on to outscore the Utes 12-2 to come away with the win.

UTAH	FG	3FG	FT	REB	F	TP	A	T	B	S	MP
Whipple	5-22	3-8	2-2	9	2	15	3	2	0	2	45
Sawyer	3-7	0-1	0-0	11	2	6	1	4	2	0	41
Wicijowski	7-12	0-0	5-6	7	3	19	0	3	0	2	42
Badon	3-8	0-1	2-2	2	2	8	4	4	0	1	43
Messer	1-2	1-2	0-0	0	2	3	1	1	0	0	22
Rodriguez	3-5	1-1	2-2	0	0	9	1	3	0	0	25
Rolniak	0-0	0-0	0-0	0	0	0	0	1	0	0	7
TEAM				3				2			
TOTALS	22-56	5-13	11-12	32	11	60	10	20	2	5	225
Pct.	39.3	38.5	91.7								

SDSU	FG	3FG	FT	REB	F	TP	A	T	B	S	MP
Bradley	3-5	0-0	2-2	4	2	8	0	2	0	0	27
Johnson	5-9	0-0	0-2	7	2	10	2	1	3	1	38
Davis, C.	2-4	1-2	0-0	4	0	5	3	2	0	3	44
Davis, Q.	9-15	2-4	2-2	2	4	22	6	1	0	2	43
Morris	9-18	0-3	3-4	2	2	21	6	5	0	3	44
Duffy, As.	0-0	0-0	0-0	0	0	0	0	0	0	0	3
Duffy, Al.	2-4	0-1	0-0	4	3	4	1	2	0	2	22
Tutt	0-0	0-0	0-0	1	1	0	0	0	0	0	4
TEAM				1				1			
TOTALS	30-55	3-10	7-10	25	14	70	18	14	3	11	225
Pct.	54.4	30.0	70.0								

Technical fouls: N/A
 Attendance: 3,829

Score by Periods	1st	2nd	OT	Total
Utah	34	24	2	60
San Diego State	33	25	12	70



2012 MW TOURNAMENT CHAMPIONS

Las Vegas, Nev. (Thomas & Mack Center), March 7-10
 San Diego State 68, Air Force 58
 San Diego State 73, Wyoming 55
Championship: San Diego State 57, New Mexico 43

LAS VEGAS - San Diego State claimed its second Mountain West championship and earned its third trip to the NCAA tournament in the last four years with a 57-43 victory over New Mexico at the Thomas & Mack Center. The Aztecs moved to 25-6 overall with the win, while the seventh-seeded Lobos concluded their season with an 11-20 mark.

SDSU was led by Courtney Clements, who scored a game-high 16 points and added six rebounds and two assists, while Chelsea Hopkins recorded 14 points, four assists and four steals in 29 minutes to capture MVP honors. Malia Nahinu, who joined Clements and Hopkins on the all-tournament squad, grabbed a game-best eight boards and blocked four shots.

Neither side shot well most of the afternoon, as the sides combined for just 16 points through the first 10 minutes of the game. UNM scored the first basket of the game, but then never led again, as the Aztecs were up by as many as 15 points at 19-4 by the 7:06 mark. The Lobos used a 6-0 run to cut into their deficit and only trailed by seven at the break.

New Mexico came out strong out of the locker room, narrowing the gap to just four points at 26-22 on a Lauren Taylor three-point play, but the Aztecs countered immediately with a triple from freshman Ahjalee Harvey and were eventually back up by double-figures with 12 minutes remaining in the championship.

SDSU received six points from Desi Culberson during a key 10-1 spurt to build its largest lead at 41-25 and eventually went on to claim the title by a 14-point margin at 57-43.

The Aztecs shot 48 percent from the field and 90 percent at the line in the second half and dominated the glass by a 45-29 margin. The victory was the first in seven chances at the Mountain West tournament over the Lobos.

UNM	FG	3FG	FT	REB	F	TP	A	T	B	S	MP
Taylor	4-8	1-5	5-5	5	0	14	1	4	0	1	28
Nelson	1-7	1-3	4-4	3	2	7	2	3	0	1	37
Erskine	0-3	0-0	2-4	4	4	2	1	1	0	1	17
Jackson	0-0	0-0	0-0	1	1	0	1	2	0	0	16
Torrance	5-12	0-0	2-6	6	3	12	1	1	3	2	36
Durbin	3-13	0-6	0-0	3	2	6	2	2	0	0	38
Rhoades	0-1	0-0	0-0	0	0	0	0	1	0	0	2
Muraida	0-0	0-0	0-0	0	0	0	0	0	0	0	1
Nngji	0-1	0-0	1-2	5	3	1	1	2	0	0	23
Parker	0-0	0-0	1-2	0	0	1	0	0	0	0	1
Stark	0-0	0-0	0-0	0	1	0	0	0	0	0	1
TEAM				2							
TOTALS	13-45	2-14	15-23	29	16	43	9	16	3	5	200
Pct.	28.9	14.36	5.2								

SDSU	FG	3FG	FT	REB	F	TP	A	T	B	S	MP
Tutt	0-1	0-0	0-2	3	0	0	0	1	0	0	26
Nahinu	1-3	0-0	4-4	8	3	6	1	2	4	0	24
Hopkins	5-12	0-1	4-7	5	3	14	4	2	0	4	29
Stamps	2-6	0-1	2-3	2	1	6	0	1	0	0	22
Clements	7-18	2-9	0-0	6	2	16	2	3	0	1	27
Sweat	0-0	0-0	2-4	0	1	2	0	1	0	0	6
Harvey	1-5	1-4	0-0	3	0	3	0	3	0	1	11
Culberson	3-6	0-1	2-4	4	2	8	1	0	1	2	17
Clark	0-1	0-1	0-0	1	3	0	0	0	0	1	13
Griffin	0-2	0-0	2-2	2	1	2	3	0	0	1	11
Amarikwa	0-0	0-0	0-1	3	3	0	0	1	0	1	14
TEAM				8							
TOTALS	19-54	3-17	16-27	45	19	57	11	14	5	11	200
Pct.	35.2	17.6	59.3								

Technical fouls: N/A
 Attendance: 4,872

Score by Periods	1st	2nd	Total
New Mexico	15	28	43
San Diego State	22	35	57

POSTSEASON HISTORY



NCAA Tournament (6-9)

1984 (1-1)

NCAA West Regional First Round, March 16
San Diego, Calif. (Peterson Gym)
(6) San Diego State 70, (3) Oregon 63

NCAA West Regional Semifinals, March 22
Los Angeles, Calif. (L.A. Sports Arena)
(2) Long Beach State 91, (6) San Diego State 73 (OT)

1985 (1-1)

NCAA Midwest Regional First Round, March 15
Las Vegas, Nev. (Thomas & Mack Center)
(5) San Diego State 70, (4) UNLV 68

NCAA Midwest Regional Semifinals, March 22
Monroe, La. (Ewing Coliseum)
(1) Louisiana Tech 94, (5) San Diego State 64

1993 (0-1)

NCAA West Regional First Round, March 19
Athens, Ga. (Georgia Coliseum)
Georgia 85, San Diego State 68

1994 (1-1)

NCAA West Regional First Round, March 18
San Diego, Calif. (Peterson Gym)
(5) San Diego State 81, (12) Hawai'i 75

NCAA West Regional Second Round, March 20
San Diego, Calif. (Peterson Gym)
(13) Texas A&M 75, (5) San Diego State 72 (OT)

1995 (0-1)

NCAA West Regional First Round, March 16
San Diego, Calif. (Peterson Gym)
(12) Montana 57, (5) San Diego State 46

1997 (0-1)

NCAA Midwest Regional First Round, March 15
Knoxville, Tenn. (Thompson-Boling Arena)
(6) Oregon 80, (11) San Diego State 68

2009 (1-1)

NCAA First Round, March 21
San Diego, Calif. (Cox Arena)
(10) San Diego State 76, (7) DePaul 70

NCAA Second Round, March 23
San Diego, Calif. (Cox Arena)
(2) Stanford 77, (10) San Diego State 49

2010 (2-1)

NCAA First Round, March 21
Austin, Texas (Frank Erwin Center)
(11) San Diego State 74, (6) Texas 63

NCAA Second Round, March 23
Austin, Texas (Frank Erwin Center)
(11) San Diego State 64, (3) West Virginia 55

NCAA Memphis Regional, March 27
Memphis, Tenn. (FedExForum)
(2) Duke 66, (11) San Diego State 58

2012 (0-1)

NCAA First Round, March 18
Baton Rouge, La. (Pete Maravich Assembly Center)
(5) LSU 64, (12) San Diego State 56

AIAW Tournament (1-2)

1981 (1-2)

AIAW Western Regionals, March 12-14
Malibu, Calif. (Pepperdine University)
San Diego State 77, California 64
Long Beach State 71, San Diego State 56
UCLA 61, San Diego State 54 (Consolation)

Women's NIT (3-3)

1989 (2-1)

WNIT First Round, March 23
Amarillo, Texas (Cal Farley Coliseum)

San Diego State 99, Radford 92 (2OT)

WNIT Second Round, March 24
Amarillo, Texas (Cal Farley Coliseum)
San Diego State 97, Murray St. 81

WNIT Final, March 25
Amarillo, Texas (Cal Farley Coliseum)
Oregon 67, San Diego State 64

2013 (1-1)

WNIT First Round, March 20
San Diego, Calif. (Viejas Arena)
San Diego State 69, UC Santa Barbara 46

WNIT Second Round, March 23
Provo, Utah (Marriott Center)
Brigham Young 69, San Diego State 58

2023 (0-1)

WNIT First Round, March 17
San Diego, Calif. (Viejas Arena)
UC Irvine 55, San Diego State 45

Conference Tournaments (31-29)

■ PACIFIC COAST ATHLETIC ASSOCIATION (3-3)

1986 (1-1)
Long Beach, Calif./Inglewood, Calif., March 6-8
San Diego State 73, UC Irvine 56
Long Beach State 116, San Diego State 74

1987 (1-1)
Long Beach, Calif./Inglewood, Calif., March 5-6
San Diego State 68, Hawai'i 62
Long Beach State 108, San Diego State 74

1988 (1-1)
Long Beach, Calif./Inglewood, Calif., March 10-11
San Diego State 64, Fresno State 60
Long Beach State 94, San Diego State 78

■ BIG WEST CONFERENCE (0-2)

1989 (0-1)
Long Beach, Calif. (Long Beach Arena), March 9
Cal State Fullerton 68, San Diego State 60

1990 (0-1)
Long Beach, Calif. (Long Beach Arena), March 7
San Jose State 81, San Diego State 59

■ WESTERN ATHLETIC CONFERENCE (11-5)

1991 (0-1)
Laramie, Wyo. (Arena Auditorium), March 8
(1) Creighton 78, (4) San Diego State 75

1992 (1-1)
Salt Lake City, Utah (Huntsman Center), March 12-13
(4) San Diego State 66, (5) Wyoming 58
(1) Creighton 89, (4) San Diego State 66

1993 (1-1)
Salt Lake City, Utah (Huntsman Center), March 10-12
(2) San Diego State 62, (7) Fresno State 38
(3) Utah 74, (2) San Diego State 56

1994 (3-0) WAC Tournament Champions
Salt Lake City, Utah (Huntsman Center), March 9-12
(1) San Diego State 95, (8) New Mexico 60
(1) San Diego State 73, (5) Fresno State 53
(1) San Diego State 51, (6) Colorado State 47

1995 (2-1) WAC Tournament Runner-Up
Albuquerque, N.M. (University Arena), March 8-11
(1) San Diego State 57, (8) New Mexico 39
(1) San Diego State 71, (4) Texas-El Paso 49
(2) Utah 64, (1) San Diego State 57

1996 (1-1)
Albuquerque, N.M. (University Arena), March 6-8
(3) San Diego State 69, (6) Fresno State 48
(2) Colorado State 64, (3) San Diego State 58

1997 (3-0) WAC Tournament Champions*
Las Vegas, Nev. (Thomas & Mack Center), March 5-8
(1-P) San Diego State 57, (4-M) New Mexico 50
(1-P) San Diego State 74, (3-P) Hawai'i 48
(1-P) San Diego State 56, (1-M) Utah 50

* Each division (Pacific & Mountain) had six seeds each

■ MOUNTAIN WEST (21-23)

2000 (0-1)
Las Vegas, Nev. (Thomas & Mack Center), March 8
(2) Brigham Young 78, (7) San Diego State 37

2001 (0-1)
Las Vegas, Nev. (Thomas & Mack Center), March 7
(3) New Mexico 55, (6) San Diego State 49

2002 (0-1)
Las Vegas, Nev. (Thomas & Mack Center), March 6
(2) New Mexico 65, (7) San Diego State 52

2003 (0-1)
Las Vegas, Nev. (Thomas & Mack Center), March 12
(2) New Mexico 54, (7) San Diego State 49

2004 (0-1)
Denver, Colo. (Pepsi Center), March 10
(2) Utah 68, (7) San Diego State 51

2005 (0-1)
Denver, Colo. (Pepsi Center), March 9
(1) New Mexico 81, (8) San Diego State 52

2006 (0-1)
Denver, Colo. (Pepsi Center), March 7
(8) Colorado State 69, (9) San Diego State 58

2007 (0-1)
Las Vegas, Nev. (Thomas & Mack Center), March 7
(2) Wyoming 56, (7) San Diego State 44

2008 (2-1) MW Tournament Runner-Up
Las Vegas, Nev. (Thomas & Mack Center), March 12-15
(6) San Diego State 66, (3) Wyoming 54
(6) San Diego State 69, (2) TCU 67
(4) New Mexico 62, (6) San Diego State 59

2009 (1-1) MW Tournament Runner-Up
Las Vegas, Nev. (Thomas & Mack Center), March 13-14
(2) San Diego State 71, (7) UNLV 63
(1) Utah 63, (2) San Diego State 58

2010 (3-0) MW Tournament Champions
Las Vegas, Nev. (Thomas & Mack Center), March 8-12
(3) San Diego State 60, (6) Wyoming 51
(3) San Diego State 77, (2) Brigham Young 47
(3) San Diego State 70, (4) Utah 60 (OT)

2011 (0-1)
Las Vegas, Nev. (Thomas & Mack Center), March 8-12
(7) New Mexico 65, (6) San Diego State 57

2012 (3-0) MW Tournament Champions
Las Vegas, Nev. (Thomas & Mack Center), March 7-10
(1) San Diego State 68, (8) Air Force 58
(1) San Diego State 73, (5) Wyoming 55
(1) San Diego State 57, (7) New Mexico 43

2013 (2-1) MW Tournament Runner-Up
Las Vegas, Nev. (Thomas & Mack Center), March 12-16
(1) San Diego State 67, (9) Nevada 39
(1) San Diego State 67, (5) New Mexico 39
(2) Fresno State 76, (1) San Diego State 70

2014 (1-1)
Las Vegas, Nev. (Thomas & Mack Center), March 10-15
(6) San Diego State 63, (11) Air Force 56
(3) Nevada 53, (6) San Diego State 48

2015 (1-1)
Las Vegas, Nev. (Thomas & Mack Center), March 9-14
(7) San Diego State 70, (10) Nevada 48
(2) New Mexico 57, (7) San Diego State 56

2016 (1-1)
Las Vegas, Nev. (Thomas & Mack Center), March 7-12
(8) San Diego State 62, (9) Wyoming 44
(1) Colorado State 53, (8) San Diego State 41

2017 (0-1)
Las Vegas, Nev. (Thomas & Mack Center), March 6-10
(8) San José State 76, (9) San Diego State 58

POSTSEASON HISTORY



2018 (0-1)

Las Vegas, Nev. (Thomas & Mack Center), March 5-9
(7) Nevada 95, (10) San Diego State 84 (OT)

2019 (2-1)

Las Vegas, Nev. (Thomas & Mack Center), March 10-13
(7) San Diego State 63, (10) Air Force 55
(7) San Diego State 70, (2) New Mexico 61 (OT)
(3) Wyoming 75, (7) San Diego State 70 (OT)

2020 (0-1)

Las Vegas, Nev. (Thomas & Mack Center), March 1-4
(11) Utah State 81, (6) San Diego State 79 (OT)

2021 (0-1)

Las Vegas, Nev. (Thomas & Mack Center), March 4-8
(9) Air Force 56, (8) San Diego State 48

2022 (1-1)

Las Vegas, Nev. (Thomas & Mack Center), March 6-9
(7) San Diego State 65, (10) Boise State 56
(2) New Mexico 63, (7) San Diego State 60

2023 (1-1)

Las Vegas, Nev. (Thomas & Mack Center), March 5-8
(5) San Diego State 69, (4) New Mexico
No. 21/24 (1) UNLV 71, (7) San Diego State 68

2024 (3-1)

Las Vegas, Nev.
(7) San Diego State 72, (10) San Jose St. 51
(7) San Diego State 67, (2) New Mexico 56
(7) San Diego State 72, (6) Boise State 69
(1) No. 21/19 UNLV 66, (7) San Diego State 49

■ MOUNTAIN WEST TOURNAMENT RECORD VS:

Air Force	3-1
Boise State	2-0
Colorado State	0-2
Fresno State	0-1
Nevada	2-2
New Mexico	5-8
San José State	1-1
UNLV	1-2
Utah State	0-1
Wyoming	4-2

Former Mountain West Members

Brigham Young	1-1
TCU	1-0
Utah	1-2

■ MOUNTAIN WEST TOURNAMENT RECORD BY SEED

SDSU Seed		Opponent Seed	
No. 1 seed	5-1	No. 1 seed	0-5
No. 2 seed	1-1	No. 2 seed	4-8
No. 3 seed	3-0	No. 3 seed	1-3
No. 4 seed	0-0	No. 4 seed	2-1
No. 5 seed	1-1	No. 5 seed	2-0
No. 6 seed	3-5	No. 6 seed	2-0
No. 7 seed	7-9	No. 7 seed	2-2
No. 8 seed	1-3	No. 8 seed	1-2
No. 9 seed	0-2	No. 9 seed	2-1
No. 10 seed	0-1	No. 10 seed	4-0
No. 11 seed	0-0	No. 11 seed	1-1

■ MOUNTAIN WEST TOURNAMENT RECORD BY ROUND

First Round	6-6
Quarterfinals	7-11
Semifinals	6-2
Championship	2-4

► MOUNTAIN WEST TOURNAMENT SUPERLATIVES

■ INDIVIDUAL

Points

28, Jené Morris vs. Brigham Young, 3/12/10
27, Jené Morris vs. UNLV, 3/13/09
26, Adryana Quezada vs. Boise State, 3/12/24

Field Goals

11, McKynzie Fort vs. Nevada, 3/5/18
10, Jené Morris vs. Brigham Young, 3/12/10
9, Cierra Warren vs. Air Force, 3/10/14
9, Courtney Clements vs. Wyoming, 3/9/12
9, Quenese Davis vs. Utah (OT), 3/13/10
9, Jené Morris vs. Utah (OT), 3/13/10

Field Goal Attempts

23, Sophia Ramos vs. New Mexico, 3/10/19
22, Jené Morris vs. Utah, 3/14/09
21, McKynzie Fort vs. Nevada (OT), 3/5/18
21, Courtney Clements vs. Fresno State, 3/16/13

Field Goal Percentage (min 5 made)

.857 (6-7), Erimma Amarikwa vs. Nevada, 3/14/13
.750 (6-8), Cheyenne Greenhouse vs. Nevada (OT), 3/5/18
.727 (8-11), Adryana Quezada vs. Boise State, 3/12/24

3-Point Field Goals

6, Najé Murray vs. New Mexico (OT), 3/11/19
6, Sophia Ramos vs. New Mexico 3/6/23
4, Danesha Long vs. Air Force, 3/10/14
4, Jené Morris vs. Wyoming, 3/12/08
4, Courtney Fritz vs. Utah, 3/10/04
4, Sophia Sledge vs. New Mexico, 3/6/02

3-Point Field Goal Attempts

14, Sophia Ramos vs. New Mexico, 3/6/23
12, Michelle Strawberry vs. Colorado State, 3/7/06
11, Mallory Adams vs. Nevada, 3/7/22
11, Najé Murray vs. New Mexico (OT), 3/11/19
11, Courtney Clements vs. Fresno State, 3/16/13

Free Throws

11, Jené Morris vs. UNLV, 3/13/09
10, Adryana Quezada vs. Boise State, 3/12/24
9, Chelsea Hopkins vs. Air Force, 3/7/12

Free Throw Attempts

15, Jené Morris vs. UNLV, 3/13/09
12, Adryana Quezada vs. Boise State, 3/12/24
11, Téa Adams vs. New Mexico (OT), 3/11/19
11, Chelsea Hopkins vs. Air Force, 3/7/12

Free Throw Percentage (min 6 made)

1.000 (6-6), Sophia Ramos vs. Air Force, 3/7/21
1.000 (6-6), Zayn Dornstauber vs. Utah State (OT) 3/1/20
1.000 (6-6), Cierra Warren vs. Nevada, 3/11/14
1.000 (6-6), Jené Morris vs. Brigham Young, 3/12/10
1.000 (6-6), Allison Duffy vs. Wyoming, 3/12/08

Rebounds

16, Mallory Adams vs. New Mexico (OT), 3/11/19
15, Chelsea Hopkins vs. Fresno State, 3/16/13
14, Kim Villalobos vs. New Mexico, 3/11/24
14, Baylee Vanderdoes vs. New Mexico (OT), 3/11/19
14, Chelsea Hopkins vs. New Mexico, 3/15/13

Assists

14, Chelsea Hopkins vs. Nevada, 3/11/13
10, Chelsea Hopkins vs. Wyoming, 3/8/12
10, Quenese Davis vs. TCU, 3/14/08

Steals

6, Jené Morris vs. Brigham Young, 3/12/10
5, Quenese Davis vs. New Mexico, 3/15/08
Many with 4

Blocked Shots

7, Cierra Warren vs. Nevada, 3/11/14
7, Jessica Bradley vs. Wyoming, 3/10/10
7, Paris Johnson vs. UNLV, 3/13/09

■ TEAM

Points

84, vs. Nevada (OT), 3/5/18
79, vs. Utah State (OT) 3/1/20
77, vs. Brigham Young, 3/12/10

Field Goals

33, vs. Nevada (OT), 3/5/18
32, vs. Wyoming, 3/9/12
31, vs. New Mexico, 3/6/23

Field Goal Attempts

81, vs. New Mexico (OT), 3/11/19
73, vs. Nevada (OT), 3/5/18
72, vs. Fresno State, 3/16/13

Field Goal Percentage

.561 (32-57), vs. Wyoming, 3/9/12
.544 (30-55), vs. Utah, 3/13/10
.529 (27-51), vs. Brigham Young, 3/12/10

3-Point Field Goals

9, vs. New Mexico (OT), 3/11/19
8, vs. San Jose State, 3/10/24
8, vs. New Mexico, 3/11/24
7, vs. New Mexico, 3/8/11
7, vs. Utah State (OT) 3/1/20

3-Point Field Goal Attempts

26, vs. New Mexico, 3/7/22
23, vs. Fresno State, 3/16/13
21, vs. San Jose State, 3/10/24

Free Throws

18, vs. Nevada, 3/10/14
18, vs. Brigham Young, 3/12/10
16, vs. Boise State, 3/12/24
16, vs. San Jose State, 3/10/24
16, vs. Utah State (OT) 3/1/20
16, vs. Wyoming, 3/10/10

Free Throw Attempts

27, vs. New Mexico, 3/10/12
26, vs. Air Force, 3/7/12
25, vs. San Jose State, 3/10/24

Free Throw Percentage (min 10 attempts)

.900 (18-20), vs. Nevada, 3/10/14
.900 (9-10), vs. Wyoming (OT), 3/12/19
.889 (16-18), vs. Utah State (OT) 3/1/20

Rebounds

59, vs. New Mexico (OT), 3/11/19
49, vs. Utah State (OT) 3/1/20
48, vs. Fresno State, 3/16/13

Assists

21, vs. Brigham Young, 3/12/10
20, vs. Nevada, 3/5/18
20, vs. UNLV, 3/13/09

Steals

13, vs. Nevada, 3/9/15
13, vs. Brigham Young, 3/12/10
13, vs. TCU, 3/14/08

Blocked Shots

11, vs. Wyoming, 3/10/10
10, vs. Nevada, 3/10/14
10, vs. Fresno State, 3/16/13

LETTERWINNERS



AAA	
Adams, Mallory.....	2019, 2021-22
Adams, Téa.....	2018-21
Apiafi, Mary.....	1999-00
Amarikwa, Erimma.....	2012-13, 15
Arceaux, Shelda.....	1984-87
Arreola, Cheryl.....	1985
Avinger, Asia.....	2022-23
BBB	
Bale, Courtney.....	1997-98
Barcello, Sarah.....	2023-24
Barnes, Ijal.....	2006
Bauer, Heidi.....	1981-83, 85
Blackburn, Tammy.....	1991-94
Blackman, Marci.....	1982-84
Bloodsaw, Carmelia.....	1991
Bostick, Ariell.....	2014-17
Bundage, Anita.....	1998-01
Burleigh, Kainoa.....	1995
Bradley, Jessika.....	2010-11
Brandon, Aleiah.....	2013, 15-16
CCC	
Cardin, Rachel.....	1981
Carrillo, Liza.....	1990-91
Casey, Lindsey.....	2004-05
Cazier, Anje.....	1996
Chamberlain, Tonya.....	1990
Chambers, Candace.....	2009-11
Chambers, Cheryl.....	1983-85
Cheesman, Ashley.....	2005
Clark, Gabrielle.....	2009, 11-13
Clay, Shannon.....	2007-08
Clements, Courtney.....	2011-13
Cohee, Angela.....	1984
Coleman, Genevieve.....	1983-84
Coleman, Kim.....	1990
Cox, Jamey.....	2000-03
Crain, Alex.....	2021-23
Culberson, Desi.....	2012-15
DDD	
Davis, Coco.....	2008-11
Davis, Demetrice.....	1988-90
Davis, Mia.....	2024
Davis, Quenese.....	2007-10
Demus, Shanna.....	2006-08
Dewitt, Darlene.....	1979
de Vries, Maryke.....	1993
DiCamilli, Olivia.....	1994, 96-98
Dion, Laura.....	1978-80
Dixon, Beverly.....	1977
Dixon, LaSandra.....	2006-09
Dodge, Sue.....	1980
Dornstauder, Zayn.....	2019-20
Dossman, Falene.....	1999
Duffy, Allison.....	2008-10
Duffy, Ashley.....	2010
Duncan, Dee Dee.....	1983-86
Dunlap, Ashlee.....	2003-04
EEE	
Edmonds, Sheri.....	1984-87
Edwards, Kiara.....	2020-22
Ekwedike, Naomi.....	2018, 20
Elliott, Michelle.....	2004-05
Ellis, Kim.....	1977-79
Ellison, Kymberly.....	2016-17
Epps, Sorii.....	1993-94
Evans, Julie.....	1989-90
Evans, Kristy.....	1998-99
Eveland, Kate.....	2005-08
Evers, Nancy.....	1978
FFF	
Farodolu, Olanike.....	1997

Fiso, Meghan.....	2022, 2024
Foli, Fran.....	1979
Fort, McKynzie.....	2015-18
Fouse, Amber.....	2003
Fredrick, Alyssa.....	1998
Fritz, Courtney.....	2004-06
GGG	
Garnes, Kieishsha.....	1991-92
Garnett, Tami.....	2003
Gillette, Kaly.....	1999
Gipson, Kamaria.....	2021-22
Gloss, Monica.....	1989
Goldblatt, Lindsay.....	2005-06
Gomez, Geena.....	2016-18
Gomez, Loli.....	2019
Gómez Ferrer, Arantxa.....	2016-19
Gould, Joanne.....	1986-87
Green, Audrey.....	2006
Greenhouse, Cheyenne.....	2015-18
Griffin, Sajoyia.....	2011-12
HHH	
Hall, Stephanie.....	1995
Harmer, Barbara.....	1987
Harris, Shaneya.....	1997-98
Harvey, Ahjalee.....	2012-13, 15
Harvey, Inca.....	1985
Hauser, Ilene.....	1986
Hayes, Robin.....	1997, 99-00
Haynes, Jessica.....	1986-88
Heinrich, Jana.....	2006
Hernandez, Isabela.....	2020-22
Hines, Lisa.....	1977
Hinkle, Jennie.....	1977
Hoisington, Lauren.....	2007
Hoistad, Debbie.....	1978-79
Hollingsworth, Rita.....	1990
Hopkins, Chelsea.....	2012-13
Howard, Valencia.....	2002-03
Huetil, Jessica.....	2004-05
Hutchinson, Tina.....	1984-85
Hunter, Kristina.....	2012-15
JJJ	
Jackson, Alyssa.....	2024
Jackson, Angelica.....	1989
Jackson, Erin.....	2004-07
Jackson, Mary.....	1978-79
Johns, Elisha.....	1991-92
Johnson, Chloe.....	2014-15
Johnson, Desiree.....	2006-07
Johnson, Jennifer.....	1991
Johnson, Paris.....	2008-11
Johnson, Rachelle.....	1993-94
Johnson, Tameka.....	1996
Jointer, Demetrice.....	1984
Jump, Dawn.....	1983
KKK	
Kalmer, Taylor.....	2020
Koller, Pamela.....	1977
Kiesling, Andrea.....	2000-03
King, Tynisha.....	2002-03
Knight, Tanisha.....	2001-02
LLL	
Lamar, Stephanie.....	1988-89
Lark, Khalia.....	2017-18
Lawrence, Alyssa.....	2014
Layton-Bailes, Jennifer.....	2007-09
Lee, Crystal.....	1989-90
Lee, Shannon.....	1998-00
Leo, Lindsay.....	2009
Lewis, Farryn.....	2004
Lewis, Jada.....	2023
Lipford, Tamika.....	2006-08

Lollis, Lori.....	1990
Long, Danesha.....	2013-14
Lowe, Abby.....	2017-18
MMM	
Mann, Kristin.....	1990
Massie, Stefanie.....	1989
Mathews, Kawai.....	1997
Mattson, Candace.....	2004
McCartny, Nicolette.....	2001-04
McConnell, Amy.....	1991-92
McCue, Marin.....	2005
McGlade, Theresa.....	1980-83
McGlawn, Tameka.....	1991-93
McNamee, Lisa.....	1981
Meadows, Brooke.....	1986-89
Mercier, Rita.....	1978
Michaels, Audrey.....	1977
Milburn, Taryn.....	2006
Miles, Michelle.....	1991-92
Mitroff, Terry.....	1982
Montag, Laurie.....	1977
Morris, Jené.....	2008-10
Morris, Yummy.....	2023
Murguia, Christina.....	1992-95
Murray, Charley.....	1998-99
Murray, Najé.....	2018-19
NNN	
Nahinu, Malia.....	2011-13
Neely, Michelle.....	1997
Newman, Taree.....	1978-79
Newsome, Rhonda.....	1981
Novak, Nikki.....	2013
Nowlin-Tres, Jodi.....	1994-97
Nutter, Lynette.....	1984-87
OOO	
Otií, Atim.....	1999-02
Overton, Marsha.....	1980-83
Overton, Renee.....	1983-85
PPP	
Page, Lynn.....	1977-78
Pels, Diena.....	1980-81
Pepe, Khylee.....	2022-24
Perczynski, Paula.....	1984-85
Perez, Gabriela.....	1982
Perez, Jayden.....	2019
Perry, Chana.....	1988-89
Peters, Carolyn.....	1990
Porter, Jasmine.....	2011
Porter, Judy.....	1980-83
Prohaska, Abby.....	2023-24
QQQ	
Quezada, Adryana.....	2023
RRR	
Ramos, Sophia.....	2019-23
Rebbe, Monica.....	1981-83
Rhea, Tari.....	1977-79
Rice, Pat.....	1985
Rinder, Debbie.....	1986-87
Rodriguez, Edna.....	1995-96
Rose, Barbara.....	1977-78
Rowan, Renee.....	1977-79
Rucker, Deidra.....	1997
Rushford, Kelly.....	1999
SSS	
Santos, Brittany.....	2006
Sauls, Maggie.....	2002-03
Schomaker, Missy.....	2001-02
Shaw, Cathy.....	1983
Shaw, Veronica.....	2003-06
Shelton, Vicky.....	1985

Shue, Sue.....	1979-80
Shuttles, Gayle.....	1978-80
Sireni, Talia.....	2021
Sledge, Sophia.....	1997-01
Small, Sheree.....	1977-79
Smith, Alison.....	1987-88
Smith, Deidra.....	2014-15
Smith, Jordie.....	2005
Sorensen, Stephanie.....	1995
Spinardi, Kim.....	2007-10
Stack, Maria.....	1984
Stamps, Kiyana.....	2012-13
Stanton, Debbie.....	1999
Staples, Mercedes.....	2021-23
Stevens, Lisa.....	1986-87
Strawberry, Michelle.....	2004-06
Suman, Michelle.....	1992-95
Sweat, Melissa.....	2011-12
Swinbank, Claire.....	1999, 2001-02
TTT	
Terry, Monique.....	2017, 19-20
Thorderson, Lexy.....	2015-18
Toler, Penny.....	1985
Tutt, Kalena.....	2009-12
UUU	
Usher, Melanie.....	1989-91
VVV	
Vander Poel, Jackie.....	1982
Vanderdoes, Baylee.....	2017-20
Vargas, Morgan.....	2001-02
Villa, Kennedy.....	2019-20
Villalobos, Kim.....	2021-24
Vinerte, Flo.....	2021
Vita, Adrienne.....	2009
WWW	
Waikle, Connie.....	1987-88
Walker, Angela.....	1994-96
Wallace, Toni.....	1984-85
Walters, Micheale.....	1977
Warren, Cierra.....	2014
Wheeler, Kacee.....	2000
White, Ashley.....	2003
Williams, Ashonda.....	2002-03
Williams, Atiya.....	1994-95
Williams, Jerica.....	2009
Williams, Tonda.....	1997
Williamson, Chelsea.....	2007
Winter, Darlene.....	1980
Wolf, Heather.....	2002-03
Woods, La-Taya.....	1996-97
Wright, Falisha.....	1992-95
Wright, Lakeysa.....	1992-95
Wright, Sandy.....	1996-97
ZZZ	
Zukauskaitė, Jurate.....	1996-97

Must play in half the team's games in a season to receive a letter

Bold = 2023-24 Returnees

AZTEC HONORS



ALL-AMERICANS

Kodak All-American

First Team

1988-89 Chana Perry

Honorable Mention

1992-93 Falisha Wright
1993-94 Falisha Wright

Associated Press All-American

Honorable Mention

2011-12 Courtney Clements

WBCA/State Farm All-American

Honorable Mention

2008-09 Jené Morris
2009-10 Jené Morris
2011-12 Courtney Clements
2012-13 Courtney Clements
..... Chelsea Hopkins

ACADEMIC ALL-AMERICAN

Academic All-American (CoSIDA)

First Team

1979-80 Susan Shue

ALL-CONFERENCE HONOREES

Mountain West

Player of the Year

2011-12 Courtney Clements
2012-13 Chelsea Hopkins

Defensive Player of the Year

2008-09 Jené Morris
2009-10 Jené Morris

Newcomer of the Year

2009-10 Jessika Bradley

Coach of the Year

2008-09 Beth Burns
2011-12 Beth Burns
2012-13 Beth Burns

First Team

2008-09 Jené Morris
..... Paris Johnson
2009-10 Jené Morris
2011-12 Courtney Clements
..... Chelsea Hopkins
2012-13 Courtney Clements
..... Chelsea Hopkins
2013-14 Cierra Warren
2016-17 McKynzie Fort
2019-20 Sophia Ramos
2022-23 Asia Avinger
..... Sophia Ramos
2023-24 Abby Prohaska
..... **Adryana Quezada**

Second Team

1999-2000 Mary Apiafi
2000-01 Jamey Cox
2007-08 Jené Morris
2008-09 Quenese Davis
2009-10 Paris Johnson

Third Team

2000-01 Aitim Oti
2001-02 Aitim Oti
..... Claire Swinbank
2002-03 Jamey Cox
2003-04 Michelle Elliott
2006-07 Quenese Davis
2009-10 Quenese Davis
2010-11 Jessika Bradley
..... Paris Johnson
2011-12 Malia Nahinu
2012-13 Erimma Amarikwa

Honorable Mention

2002-03 Ashlee Dunlap
2003-04 Courtney Fritz
2004-05 Michelle Elliott
..... Michelle Strawberry
2005-06 Michelle Strawberry
2006-07 Shanna Demus
2007-08 Allison Duffy
..... Paris Johnson
2010-11 Courtney Clements
2011-12 Kiyana Stamps
2012-13 Malia Nahinu
2014-15 Erimma Amarikwa

2015-16 McKynzie Fort
2017-18 McKynzie Fort
2018-19 Mallory Adams
2019-20 Taylor Kalmer
2021-22 Sophia Ramos
2022-23 Yummy Morris
2023-24 **Kim Villalobos**

All-Defensive Team

2008-09 Quenese Davis
..... Paris Johnson
..... Jené Morris
2009-10 Jené Morris
2010-11 Paris Johnson
2011-12 Kaleena Tuff
2012-13 Gabrielle Clark
..... Chelsea Hopkins
2015-16 McKynzie Fort
2017-18 McKynzie Fort

All-Newcomer Team

1999-2000 Jamey Cox

All-Freshman Team

2013-14 Ariell Bostick
2014-15 McKynzie Fort
2017-18 Najé Murray
2018-19 Mallory Adams
..... Sophia Ramos
2020-21 Kim Villalobos
2021-22 Asia Avinger

Tournament MVP

2009-10 Quenese Davis
2011-12 Chelsea Hopkins

All-Tournament Team

2007-08 Allison Duffy
..... Jené Morris
2008-09 Jené Morris
2009-10 Quenese Davis (MVP)
..... Jené Morris
2011-12 Courtney Clements
..... Chelsea Hopkins (MVP)
..... Malia Nahinu
2012-13 Courtney Clements
..... Chelsea Hopkins
2018-19 Chelsea Hopkins
2022-23 Sophia Ramos
2023-24 **Adryana Quezada**
..... **Kim Villalobos**

All-Academic Team

2000-01 Sophia Sledge
..... Claire Swinbank
..... Morgan Vargas
2001-02 Valencia Howard
..... Claire Swinbank
..... Morgan Vargas
..... Ashonda Williams
..... Heather Wolf
2002-03 Andrea Kiesling
2003-04 Lindsey Casey
2003-04 Jessica Huettl
2004-05 Lindsey Casey
..... Kate Eveland
..... Jessica Huettl
2005-06 Kate Eveland
..... Tamika Lipford
2006-07 Kate Eveland
..... Tamika Lipford
2007-08 Shanna Demus
..... Kate Eveland
..... Tamika Lipford
..... Kim Spinardi
2011-12 Chelsea Hopkins
2012-13 Aleiah Brandon
..... Chelsea Hopkins
2013-14 Chloe Johnson
2014-15 Desi Culberson
..... Chloe Johnson
..... Chyanne Greenhouse
..... Deidra Smith
..... Lexy Thorderson
2015-16 Chyanne Greenhouse
..... Araxta Gómez Ferrer
..... Kylie Herd
..... Deidra Smith
..... Lexy Thorderson
2016-17 Kymberly Ellison
..... McKynzie Fort
..... Araxta Gómez Ferrer
..... Chyanne Greenhouse

..... Khalia Lark
..... Abby Lowe
..... Monique Terry
..... Lexy Thorderson
2017-18 Téa Adams
..... McKynzie Fort
..... Araxta Gómez Ferrer
..... Chyanne Greenhouse
..... Khalia Lark
..... Lexy Thorderson
2018-19 Araxta Gómez Ferrer
..... Jayden Perez
..... Kennedy Villa
2020-21 Mallory Adams
..... Téa Adams
..... Asia Avinger
..... Bailee Chynoweth
..... Alex Crain
..... Isabela Hernandez
..... Jayden Perez
..... Sophia Ramos
..... Talia Sireni
..... Mercedes Staples
2021-22 Mallory Adams
..... Asia Avinger
..... Alex Crain
..... **Meghan Fiso**
..... Isabela Hernandez
..... Sophia Ramos
..... Mercedes Staples
2022-23 Sarah Barcello
..... Alex Crain
..... Yummy Morris
..... Abby Prohaska
..... Sophia Ramos
..... Mercedes Staples

Scholar-Athletes

2003-04 Jessica Huettl
2004-05 Kate Eveland
..... Jessica Huettl
2005-06 Kate Eveland
..... Tamika Lipford
2006-07 Kate Eveland
..... Tamika Lipford
2007-08 Kate Eveland
2015-16 Araxta Gómez Ferrer
..... Kylie Herd
2016-17 Araxta Gómez Ferrer
2017-18 Araxta Gómez Ferrer
2018-19 Araxta Gómez Ferrer
..... Jayden Perez
..... Monica Merkovsky
..... Bailee Chynoweth
..... Jayden Perez
..... Mercedes Staples
2021-22 Bailee Chynoweth
..... **Meghan Fiso**
..... Jayden Perez
..... Mercedes Staples
..... Sarah Barcello
..... Abby Prohaska
..... Sophia Ramos
..... Mercedes Staples

Western Athletic Conference

First Team

1990-91 Kieishsha Garnes
1991-92 Kieishsha Garnes
1992-93 Falisha Wright
1993-94 Falisha Wright
..... Sorii Epps
..... Rachele Johnson
1994-95 Christina Murguia
..... Michelle Suman
..... Falisha Wright
1995-96 Tameka Johnson
..... Jodi Nowlin
1996-97-Pacific Division Jodi Nowlin-Tres

Second Team

1991-92 Falisha Wright
1996-97 Olivia DiCamilli

Honorable Mention

1992-93 Michelle Suman
1993-94 Michelle Suman
..... Christina Murguia
1994-95 Lakeysa Wright
1995-96 Olivia DiCamilli

Tournament MVP

1993-94 Christina Murguia
1996-97 Jodi Nowlin-Tres

Coach of the Year

1993-94 Beth Burns
1994-95 Beth Burns
1995-96-Pacific Division Beth Burns

Player of the Year

1990-91 Kieishsha Garnes
1994-95 Christina Murguia

All-Defensive Team

1994-95 Michelle Suman
..... Falisha Wright
..... Lakeysa Wright
1995-96 Jodi Nowlin-Tres
..... Edna Rodriguez
1996-97 Jodi Nowlin-Tres
..... Shaneya Harris
..... Sandy Wright
1998-99 Shannon Lee

All-Newcomer Team

1995-96 Deidra Rucker
1996-97 Alyssa Fredrick
1998-99 Claire Swinbank

All-Academic Team

1992-93 Rachele Johnson
..... Amy McConnell
1993-94 Olivia DiCamilli
..... Rachele Johnson
1995-96 Olivia DiCamilli
1996-97 Olivia DiCamilli
1998-99 Charley Murray

Big West Conference

First Team

1986-87 Jessica Haynes
1987-88 Chana Perry
1988-89 Chana Perry
1989-90 Julie Evans

Second Team

1985-86 Shelda Arceneaux
..... Jessica Haynes

All-Freshman Team

1988-89 Crystal Lee

Player of the Year

1987-88 Chana Perry (co-player)
1988-89 Chana Perry (co-player)

Freshman of the Year

1988-89 Crystal Lee

Western Collegiate Athletic Assoc.

First Team

1979-80 Judy Porter
1980-81 Judy Porter
1983-84 Tina Hutchinson

Second Team

1981-82 Judy Porter
1982-83 Judy Porter
1984-85 Shelda Arceneaux
..... Penny Toler

Bold = 2023-24 Returnees

1,000-POINT SCORERS



1. JUDY PORTER (1980-83) - 2,318 Points

Year	Games	FG	3FG	FT	Pts.	Avg.
1979-80	29	199	N/A	105	503	17.3
1980-81	35	255	N/A	145	645	18.4
1981-82	33	234	N/A	183	651	19.7
1982-83	23	194	N/A	131	519	22.6
Totals	120	882	N/A	564	2,318	19.3



5. PARIS JOHNSON (2008-11) - 1,598 Points

Year	Games	FG	3FG	FT	Pts.	Avg.
2007-08	31	144	0	85	373	12.0
2008-09	32	186	0	64	436	13.6
2009-10	34	156	0	67	379	11.1
2010-11	29	161	5	83	410	14.1
Totals	126	647	5	299	1,598	12.2



2. SOPHIA RAMOS (2019-23) - 1,957 Points

Year	Games	FG	3FG	FT	Pts.	Avg.
2018-19	32	168	42	68	446	13.9
2019-20	31	146	37	113	442	14.3
2020-21	13	68	17	51	204	15.7
2021-22	31	168	59	67	462	14.9
2022-23	34	130	62	81	403	11.9
Totals	141	680	217	280	1,957	13.9



6. JÉNÉ MORRIS (2008-10) - 1,499 Points

Year	Games	FG	3FG	FT	Pts.	Avg.
2007-08	31	157	46	76	436	14.1
2008-09	30	188	49	58	483	16.1
2009-10	34	221	59	79	580	17.1
Totals	95	566	154	213	1,499	15.8



3. FALISHA WRIGHT (1992-95) - 1,733 Points

Year	Games	FG	3FG	FT	Pts.	Avg.
1991-92	29	179	49	50	457	15.8
1992-93	26	164	51	77	456	17.5
1993-94	31	147	62	52	408	13.2
1994-95	29	144	44	80	412	14.2
Totals	115	634	206	259	1,733	15.1



7. COURTNEY CLEMENTS (2011-13) - 1,495 Points

Year	Games	FG	3FG	FT	Pts.	Avg.
2010-11	29	126	42	38	332	11.4
2011-12	32	210	63	73	556	17.4
2012-13	34	233	77	64	607	17.9
Totals	95	520	124	174	1,495	15.7



4. MCKYNZIE FORT (2015-18) - 1,708 Points

Year	Games	FG	3FG	FT	Pts.	Avg.
2014-15	31	125	2	60	312	10.1
2015-16	31	169	3	104	445	14.4
2016-17	30	176	8	116	476	15.9
2017-18	29	184	12	95	475	16.4
Totals	121	654	35	375	1,708	14.1




8. CHANA PERRY (1988-89) - 1,445 Points

Year	Games	FG	3FG	FT	Pts.	Avg.
1987-88	31	278	0	162	718	23.2
1988-89	31	286	0	155	727	23.5
Totals	62	564	0	317	1,445	23.3



1,000-POINT SCORERS




9. JESSICA HAYNES (1986-88) - 1,395 Points

Year	Games	FG	3FG	FT	Pts.	Avg.
1985-86	27	188	N/A	57	433	16.0
1986-87	29	176	0	65	417	14.4
1987-88	30	213	3	116	545	18.2
Totals	86	577	3	238	1,395	16.2



17. KIEISHSHA GARNES (1991-92) - 1,235 Points

Year	Games	FG	3FG	FT	Pts.	Avg.
1990-91	28	271	0	119	661	23.6
1991-92	28	249	0	76	574	20.5
Totals	56	520	0	195	1,235	22.1



10. QUENEISE DAVIS (2007-10) - 1,370 Points

Year	Games	FG	3FG	FT	Pts.	Avg.
2006-07	28	94	15	70	273	9.8
2007-08	31	92	19	72	275	8.9
2008-09	32	120	33	101	374	11.7
2009-10	34	169	33	77	448	13.2
Totals	125	475	100	320	1,370	11.0



18. SHELDA ARCENEAUX (1984-87) - 1,232 Points

Year	Games	FG	3FG	FT	Pts.	Avg.
1983-84	30	122	N/A	47	297	9.9
1984-85	30	129	N/A	34	295	9.8
1985-86	28	178	N/A	62	418	14.9
1986-87	24	95	0	32	222	9.3
Totals	112	524	0	175	1,232	11.0



11. MICHELLE SUMAN (1992-95) - 1,341 Points

Year	Games	FG	3FG	FT	Pts.	Avg.
1991-92	29	156	0	99	411	14.2
1992-93	28	111	0	65	287	10.3
1993-94	31	134	0	65	333	10.7
1994-95	30	123	0	64	310	10.3
Totals	118	524	0	293	1,341	11.4



19. DEE DEE DUNCAN (1983-86) - 1,108 Points

Year	Games	FG	3FG	FT	Pts.	Avg.
1982-83	27	72	N/A	33	177	6.6
1983-84	30	124	N/A	42	290	9.7
1984-85	29	147	N/A	58	352	12.1
1985-86	17	122	N/A	45	289	17.0
Totals	103	465	N/A	178	1,108	10.8



12. BROOKE MEADOWS (1986-89) - 1,310 Points

Year	Games	FG	3FG	FT	Pts.	Avg.
1985-86	31	105	N/A	66	276	8.9
1986-87	29	125	0	67	317	10.9
1987-88	31	130	0	46	306	9.9
1988-89	34	166	0	79	411	12.1
Totals	125	526	0	258	1,310	10.5



20. JULIE EVANS (1989-90) - 1,106 Points

Year	Games	FG	3FG	FT	Pts.	Avg.
1988-89	30	191	0	54	436	14.5
1989-90	30	293	0	84	670	22.3
Totals	60	484	0	138	1,106	18.4



13. JAMEY COX (2000-03) - 1,275 Points

Year	Games	FG	3FG	FT	Pts.	Avg.
1999-00	27	121	69	59	370	13.7
2000-01	27	90	50	58	288	10.7
2001-02	28	93	53	34	273	9.8
2002-03	27	109	77	49	344	12.7
Totals	109	413	249	200	1,275	11.7



21. JODI NOWLIN-TRES (1994-97) - 1,089 Points

Year	Games	FG	3FG	FT	Pts.	Avg.
1993-94	17	20	4	9	53	3.3
1994-95	27	61	5	27	154	5.7
1995-96	28	180	25	40	425	15.2
1996-97	28	199	23	36	457	16.3
Totals	100	460	57	112	1,089	10.9



14. MARSHA OVERTON (1980-83) - 1,273 Points

Year	Games	FG	3FG	FT	Pts.	Avg.
1979-80	32	125	N/A	92	342	10.7
1980-81	35	147	N/A	61	355	10.1
1981-82	33	149	N/A	70	368	11.2
1982-83	28	86	N/A	36	208	6.6
Totals	128	507	N/A	259	1,273	9.9



22. HEIDI BAUER (1981-83, 1985) - 1,024 Points

Year	Games	FG	3FG	FT	Pts.	Avg.
1980-81	36	68	N/A	44	180	5.0
1981-82	33	145	N/A	54	344	10.4
1982-83	28	134	N/A	40	308	11.0
1984-85	30	70	N/A	52	192	6.4
Totals	127	417	N/A	190	1,024	8.1



15. TINA HUTCHINSON (1984-85) - 1,256 Points

Year	Games	FG	3FG	FT	Pts.	Avg.
1983-84	30	383	N/A	132	898	29.9
1984-85	21	153	N/A	52	358	17.0
Totals	51	536	N/A	184	1,256	20.6



23. KIM VILLALOBOS (2021-24) - 1,003 Points

Year	Games	FG	3FG	FT	Pts.	Avg.
2020-21	22	52	1	41	146	6.6
2021-22	29	179	0	30	188	6.7
2022-23	34	120	0	50	290	8.5
2023-24	35	143	0	93	379	10.8
Totals	119	394	1	214	1,003	8.4




16. CHRISTINA MURGUIA (1992-95) - 1,237 Points

Year	Games	FG	3FG	FT	Pts.	Avg.
1991-92	28	88	1	46	223	8.0
1992-93	28	156	2	52	366	13.1
1993-94	30	122	1	52	297	9.9
1994-95	27	140	2	69	351	13.0
Totals	113	366	6	219	1,237	10.9


HALL OF FAME




► **JUDY PORTER**
Hall of Fame Class of 1990
Four-Time All-Conference
SDSU's All-Time Leading Scorer & Rebounder



► **CHANA PERRY**
Hall of Fame Class of 1998
First Team Kodak All-American
Two-Time Big West Co-Player of the Year



► **FALISHA WRIGHT**
Hall of Fame Class of 2002
Two-Time Honorable Mention All-American
1,733 Points, 448 Assists, 324 Steals



► **KIEISHSHA GARNES**
Hall of Fame Class of 2008
1990-91 WAC Player of the Year
Career Scoring Average - 22.1 points per game



► **MICHELLE SUMAN**
Hall of Fame Class of 2013
Two-Time All-WAC Selection
1,341 Points, 759 Rebounds, 251 Blocks



► **JENÉ MORRIS**
Hall of Fame Class of 2019
Two-Time Honorable Mention All-American
1,499 Points, 293 Steals