



2007 TCU Horned Frog FOOTBALL

Media Contact: Mark Cohen — TCU Athletics Media Relations Director
 (817) 257-5394 direct office ♦ (817) 257-7969 main office ♦ (817) 343-2017 cell
 (817) 257-7964 fax ♦ m.cohen@tcu.edu ♦ www.GoFrogs.com

TCU (6-5, 3-4) at San Diego State (4-6, 3-3) Nov. 24 ♦ San Diego, Calif. ♦ 7 p.m. (Central) Qualcomm Stadium (54,000)

TCU		
Day	Opponent	Time/Result
Sept. 1	Baylor	W, 27-0
Sept. 8	at No. 7 Texas	L, 13-34
Sept. 13	at Air Force*	L (OT), 17-20
Sept. 22	SMU	W, 21-7
Sept. 29	Colorado State*	W, 24-12
Oct. 6	at Wyoming*	L, 21-24
Oct. 13	at Stanford	W, 38-36
Oct. 18	Utah*	L, 20-27
Nov. 3	New Mexico*	W, 37-0
Nov. 8	at BYU*	L, 22-27
Nov. 17	UNLV*	W, 34-10
Nov. 24	at San Diego State*	7:00

*MWC game
 All Times Central

SAN DIEGO STATE		
Day	Opponent	Time/Result
Sept. 8	at Washington State^	L, 17-45
Sept. 15	at Arizona State	L, 13-34
Sept. 22	Portland State	W, 52-17
Sept. 29	No. 24 Cincinnati	L, 23-52
Oct. 6	at Colorado State*	W, 24-20
Oct. 13	at Utah*	L, 7-23
Oct. 20	New Mexico*	L, 17-20
Nov. 3	Wyoming*	W, 27-24
Nov. 10	at UNLV*	W, 38-30
Nov. 17	at Air Force*	L, 23-55
Nov. 24	TCU*	7:00
Dec. 1	BYU*	5:30

*MWC game / ^at Seattle / All Times Central

THE COACHES	
TCU – Gary Patterson (Kansas St. '83)	Record at TCU: 60-25 (7th year) Overall Record: 60-25 (7th year)
SDSU – Chuck Long (Iowa '85)	Record at San Diego St.: 7-15 (2nd year) Overall Record: 7-15 (2nd year)

TV/RADIO
TV N/A
TCU ISP Sports Network - KMKI-AM 620, KTCU-FM 88.7, GoFrogs.com (yahoo) Brian Estridge (PBP), John Denton (color), Kelly Webster (sideline)

ABOUT THE GAME

- ♦ Having become bowl eligible with last week's 34-10 victory over UNLV, TCU will look to enhance its postseason hopes when it closes the regular season at San Diego State.
- ♦ TCU is playing at Qualcomm Stadium for the third straight year. The Frogs won 23-20 versus the Aztecs in 2005 before last season's 37-7 victory over Northern Illinois in the Poinsettia Bowl.
- ♦ The Frogs are making their second appearance in California this season. TCU won 38-36 at Stanford (Oct. 13) the week after the Cardinal knocked off then-No. 2 USC.
- ♦ TCU is 5-1 in regular-season finales, including a 2-0 mark on the road, under head coach Gary Patterson.
- ♦ Since the start of the 2005 campaign, the Frogs are 25-3 when playing on Saturdays and 3-5 on other days of the week.
- ♦ TCU is 8-1 in November games over the last three seasons.
- ♦ The Frogs are looking for their first back-to-back wins since Sept. 22-29.

SERIES HISTORY

- ♦ TCU holds a 2-0 series lead over San Diego State. Both meetings have taken place since the Frogs began Mountain West Conference play in 2005.
- ♦ TCU won 23-20 in San Diego in 2005 before a 52-0 victory in Fort Worth last year.
- ♦ The Frogs and Aztecs never played during the three seasons (1996-98) both teams were members of the Western Athletic Conference.

ROAD WARRIORS

- ♦ TCU is 19-11 (.633) in road and neutral-site games since 2003, placing 12th nationally.
- ♦ The Frogs are 9-5 while allowing 19.6 points per game in their last 14 road contests.

SUPER BOWL SITES

- ♦ Saturday's date at San Diego State will mark TCU's fifth contest in a 29-game stretch in which it will play in a stadium that's hosted a Super Bowl.
- ♦ During that span, in which they are 4-0, the Frogs have also taken the field at Reliant Stadium in Houston and Stanford Stadium.

FROG TIDBITS

- ♦ Mountain West Conference Defensive Player of the Year candidate Chase Ortiz received the league's weekly defensive award for his play against UNLV. A senior defensive end, Ortiz had three tackles for a loss, including two sacks, among seven total stops. He also forced two fumbles while recovering one.
- ♦ In its six wins, TCU averages the same amount of rushing yards (193.8) as passing.
- ♦ The Frogs have allowed 12 points or less in five of their six victories. TCU has won 55 in a row, including 40 under head coach Gary Patterson, when allowing 17 or fewer points.

JUST TCU, THANK YOU

Though the TCU Department of Intercollegiate Athletics is a proud and integral part of Texas Christian University, it desires to be recognized by the media simply as TCU (acronym only).

In all sports-related media references, we respectfully urge that the university's teams be identified with an appropriate appellation — TCU. In subsequent references of the same presentation, the team may be referred to by nickname — Horned Frogs. A shorter version of the nickname, Frogs, is acceptable in later usage.

DID YOU KNOW?

- ♦ TCU's total enrollment of 8,865 is 58 percent female.
- ♦ TCU has just 3,706 male students. With approximately 120 players on the football roster, 3.2 percent of all males at TCU are on the sideline in uniform during home games. If Ohio State had the same ratio of male students on the football team, the Buckeye roster would have over 1,000 players.
- ♦ The estimated annual cost, including housing, books and fees, to attend TCU is \$33,818.
- ♦ TCU's Neeley School of Business is ranked 11th by the *Wall Street Journal* for top U.S. regional MBA programs. It's the highest in Texas and in the top 20 for three consecutive years.
- ♦ TCU has a 14:1 student/faculty ratio.
- ♦ TCU's endowment is among the top 60 colleges in the United States.
- ♦ TCU will have four new residence halls completed in December of 2007.
- ♦ TCU's Campus Commons project has an expense of \$100 million.
- ♦ Fifty-four percent of TCU's entering freshmen were in the top 20 of their high school graduating class.
- ♦ TCU's campus contains eight different colleges and is 268 acres.
- ♦ TCU students represent more than 85 countries.
- ♦ ESPN previously named the Horned Frog the nation's No. 1 mascot.
- ♦ The Horned Frog has been TCU's mascot longer than TCU has been the university's name. Four students helped make the decision in 1897, when AddRan Christian University (renamed TCU in 1902) was located in Waco.
- ♦ Famous TCU alumni include Betty Buckley (actress), Gordon England (Secretary of the U.S. Navy), Dan Jenkins (author/sports-writer), Eddie Bernice Johnson (congresswoman), Rod Roddy (Price is Right announcer), Bob Schieffer (CBS newsmen and co-host of Face the Nation) and Tara Watson (Miss Texas 2000).
- ♦ The following companies are based in Fort Worth: American Airlines, Bell Helicopter-Textron, Lockheed Martin, Pier 1 Imports, Radio Shack and Travelocity.com.
- ♦ According to a recent article in *Men's Health*, Fort Worth ranks second in the nation behind only Honolulu in prettiest females per capita in the United States.
- ♦ *Men's Fitness* ranks TCU eighth in its list of the fittest college campuses.
- ♦ TCU's campus is five miles from downtown Fort Worth.
- ♦ TCU's mission statement is "To educate individuals to think and act as responsible citizens in the global community."
- ♦ Fort Worth is the 18th-largest city in the United States. Fort Worth was also named in the top 10 of America's Most Liveable Communities.
- ♦ The Fort Worth/Dallas television market is ranked fifth in the United States.



San Diego State 0



TCU 52



November 18, 2006 • Attendance: 26,287
Amon G. Carter Stadium • Fort Worth, Texas

FORT WORTH (AP) - Jeff Ballard threw for a school-record tying five touchdowns and ran for a score as TCU beat San Diego State 52-0 for its fifth straight win.

Ballard was 20-of-23 passing for 288 yards as TCU (8-2, 4-2 Mountain West) posted its most lopsided win since defeating SMU 62-7 in 2000.

The Frogs were forced to punt on their first possession, but scored points on their next eight drives. San Diego State (2-8, 2-4) couldn't mount much against the TCU defense. The Aztecs only had 87 yards of offense and turned the ball over twice. They also had a punt blocked in the first half.

San Diego State had two first downs on its opening drive and only one - by penalty - the next seven times it touched the ball.

And while the Aztecs were misfiring offensively, Ballard was having one of the best games of his career.

Ballard completed 14 straight passes before missing late in the first half. On the next play, Ballard found Quentinly Harmon for 30 yards. That set up Ballard's 4-yard touchdown run which put the Horned Frogs ahead 38-0 at halftime.

Ballard's 18-yard pass to Donald Massey gave TCU a 7-0 lead. He followed with scoring passes of 44 yards to Shae Reagan, 30 yards to Harmon and five yards to Massey.

On TCU's first drive after halftime, Ballard threw a 33-yard strike to Massey for his fifth TD pass to tie a Frog mark.

SCORE BY QUARTERS	1	2	3	4	F
San Diego State	0	0	0	0	0
TCU	14	24	14	0	52

SCORING SUMMARY

First Quarter

TCU - Massey 18 pass from Ballard (Manfredini kick), 7:50

TCU - Reagan 44 pass from Ballard (Manfredini kick), 4:24

Second Quarter

TCU - Harmon 30 pass from Ballard (Manfredini kick), 14:16

TCU - LoCoco 44 field goal, 6:41

TCU - Massey 5 pass from Ballard (Manfredini kick), 2:47

TCU - Ballard 4 run (Manfredini kick), 0:37

Third Quarter

TCU - Massey 33 pass from Ballard (Manfredini kick), 12:10

TCU - Turner 24 run (Manfredini kick), 5:56

TEAM STATISTICS

	SDSU	TCU
FIRST DOWNS	6	30
RUSHES-YARDS (NET)	24-31	49-275
PASSING YARDS (NET)	56	349
Passes Att-Comp-Int.	11-25-2	22-26-0
TOTAL OFFENSE PLAYS-YARDS	49-87	75-624
Fumble Returns-Yards	0-0	0-0
Punt Returns-Yards	2-10	4-29
Kickoff Returns-Yards	9-214	1-8
Interception Returns-Yards	0-0	2-50
Punts (Number-Avg)	9-35.8	2-45.0
Fumbles-Lost	1-0	3-1
Penalties-Yards	2-10	5-35
Possession Time	26:38	33:22
Third-Down Conversions	1 of 13	8 of 12
Fourth-Down Conversions	1 of 1	0 of 1
Red-Zone Scores-Chances	0-1	3-5
Sacks By: Number-Yards	1-2	2-20

RUSHING: SDSU - Henderson 12-22; Bornes 4-8; Craft 1-6; O'Connell 7-Minus 5. TCU - Turner 11-83; Brown 9-53; M. Jackson 5-30; Ballard 8-30; Massey 3-28; Hobbs 5-28; Smith 3-14; Watts 4-8; Harmon 1-1.

PASSING: SDSU - O'Connell 6-15-1-53; Craft 5-10-1-3. TCU - Ballard 20-23-0-288; Jackson 2-3-0-61.

RECEIVING: SDSU - Swain 4-22; Henderson 4-17; Miller 1-15; Porter 1-2; Kawulok 1-0. TCU - Massey 6-100; Harmon 3-80; DePriest 3-26; Reagan 2-58; Andrus 2-8; Watts 1-47; Cage 1-12; Dickerson 1-9; Christian 1-6 Moore 1-4; Hobbs 1-Minus 1.

FROG HONOR ROLL

FROGS PROMINENT ON 2007 PRESEASON ALL-MWC TEAMS

- ♦ TCU topped all league members with seven selections on the 2007 Preseason All-Mountain West Conference football team.
- ♦ Tailback Aaron Brown and defensive end Tommy Blake were the Preseason Offensive and Defensive Players of the Year.
- ♦ Joining Blake and Brown on the All-MWC team were safety Brian Bonner, defensive end Chase Ortiz, linebacker Jason Phillips and offensive guard Matty Lindner. Bonner was also selected as a return specialist.

WEEKLY HONOR ROLL

- ♦ **Chase Ortiz** - MWC Defensive Player of the Week vs. UNLV (Nov. 17)
- ♦ **Stephen Hodge** - MWC Co-Defensive Player of the Week vs. New Mexico (Nov. 3)
- ♦ **Aaron Brown** - MWC Offensive Player of the Week vs. Colorado State (Sept. 29)

FROGS AS CANDIDATES FOR MAJOR AWARDS

- ♦ TCU has eight players on watch lists for postseason awards.
- ♦ The Frogs are one of only two teams to have three players (Tommy Blake, Chase Ortiz, Jason Phillips) on the Rotary Lombardi Award Watch List.
- ♦ Blake is one of nine defensive players on the watch list for the 2007 Walter Camp Player of the Year Award.
- ♦ Included below are Frogs who appear on watch lists:
- ♦ **Tommy Blake**, DE - Walter Camp Player of the Year, Chuck Bednarik Award, Ted Hendricks Award, Rotary Lombardi Award, Lott Trophy, Bronko Nagurski Trophy
- ♦ **Aaron Brown**, TB - Doak Walker Award
- ♦ **Matty Lindner**, OG - Outland Trophy
- ♦ **Chris Manfredini**, PK - Draddy Trophy
- ♦ **Chase Ortiz**, DE - Chuck Bednarik Award, Ted Hendricks Award, Rotary Lombardi Award, Bronko Nagurski Trophy
- ♦ **Jason Phillips**, LB - Rotary Lombardi Award, Dick Butkus Award
- ♦ **Blake Schlueter**, C - Rimington Trophy
- ♦ **Derek Wash**, P - Ray Guy Award

FROGS AS PRESEASON ALL-AMERICANS

- ♦ **Tommy Blake**, DE - *Playboy*, *Athlon*, CBS SportsLine.com, ESPN.com, NationalChamps.net
- ♦ **Brian Bonner**, S - NationalChamps.net
- ♦ **Chase Ortiz**, DE - NationalChamps.net
- ♦ **Jason Phillips**, LB - NationalChamps.net

TCU UNITS RANKED HIGH

- ♦ In the 2007 preseason, TCU's defensive line was ranked fifth-best in the nation by *The Sporting News* and No. 7 by *Athlon*.
- ♦ The Frogs' linebacking corps was rated as the nation's fourth-best by *Athlon* and in the top 10 by *The Sporting News*.

PATTERSON RECEIVES PRAISE

- ♦ SI.com named TCU's Gary Patterson the nation's 10th-best head football coach.

LEADERSHIP COUNCIL

- ♦ TCU football's 2007 Leadership Council: Tommy Blake (defensive line), Brian Bonner (safety), Marcus Brock (wide receiver), Aaron Brown (running back), David Hawthorne (linebacker), Marcus Jackson (quarterback), William Jackson (fullback), Matty Lindner (offensive line), Chris Manfredini (placekicker), Chase Ortiz (defensive line), Jason Phillips (linebacker), Shae Reagan (tight end), Nick Sanders (cornerback) and Blake Schlueter (offensive line).

WORTH NOTING

WINNING CLASSES

- ♦ This year's seniors are climbing the Frogs' all-time chart for most wins over a five-year period:

	5-year period	Wins
1.	1931-35	49
	1932-36	49
3.	2002-06	48
4.	1929-33	47
5.	1930-34	46
6.	1928-32	45
	1999-03	45
8.	2003-07	44
	1934-38	44
10.	2001-05	43
	1933-37	43

SENIORS MAKE THEIR MARK

- ♦ TCU's 2007 seniors have accomplished the following during their five years on campus:
- ♦ Three 11-win seasons
- ♦ A 44-16 overall record and 27-12 conference mark
- ♦ The 44 wins are tied for eighth for most victories over a 5-year period in TCU history
- ♦ A 2005 MWC championship and the Frogs' first outright league title since 1958
- ♦ Three bowl games (2003 Fort Worth, 2005 Houston and 2006 Poinsettia) and a 2-1 record in those contests
- ♦ A 5-2 mark versus Big 12 opponents and a 9-2 overall record in games against teams from leagues with automatic BCS bids
- ♦ Three top-25 rankings in final polls with a total of 35 weeks being nationally ranked
- ♦ Nine all-conference selections
- ♦ A 25-4 record (.862) in home games at Amon G. Carter Stadium

MAGIC NUMBER 17

- ♦ With Gary Patterson as head coach, TCU is 40-0 when allowing 17 points or less. Overall, the Frogs have won 55 consecutive games when holding the opponent to 17 or fewer points.
- ♦ The streak began after a 17-7 loss at Northwestern on Sept. 11, 1999.

THE GRADUATES

- ♦ Starting linebacker David Hawthorne, first-team safety David Roach, All-MWC placekicker Chris Manfredini and leading receiver Ervin Dickerson are working on Master's degrees.
- ♦ Fourteen seniors are on pace to graduate next month.
- ♦ Included below are schools with the most current football players who have already earned their undergraduate degrees:

1. Boston College - 17
2. Washington - 11
3. Auburn - 9
- Notre Dame - 9
- Arizona State - 8
- Pittsburgh - 8
7. Ole Miss - 5
- USC - 5
- Virginia - 5
10. **TCU** - 4
- Memphis - 4

TCU CAREER RUSHING LEADERS

No.	Player	Years	Yards
1.	L. Tomlinson	97-00	5,263
2.	Tony Jeffery	84-87	3,749
3.	Andre Davis	92-95	3,182
4.	Lonta Hobbs	02-06	3,071
5.	Kenneth Davis	82-85	2,994
6.	Basil Mitchell	94-98	2,783
7.	Robert Merrill	03-05	2,771
8.	Curtis Modkins	89-92	2,763
9.	Jim Swink	54-56	2,618
10.	Mike Luttrell	72-74	2,312
11.	Tony Darthard	86-89	2,089
12.	Aaron Brown	05-pres.	2,049

TCU CAREER 100-YARD GAMES

No.	Player	Years	Games
1.	L. Tomlinson	97-00	21
2.	Andre Davis	92-95	16
3.	Tony Jeffery	84-87	13
3.	Kenneth Davis	82-85	13
5.	Basil Mitchell	94-98	12
6.	Lonta Hobbs	02-06	11
6.	Jim Swink	54-56	11
8.	Robert Merrill	03-05	10
9.	Mike Luttrell	72-74	8
10.	Curtis Modkins	89-92	7
Aaron Brown 05-pres.			5
Joseph Turner 06-pres.			1

SINGLE-SEASON COMPLETION PERCENTAGE LEADERS AT TCU

No.	Player	Year	Pct.
1.	Jeff Ballard	2006	61.9
2.	Tim Schade	1991	60.1
3.	Jeff Ballard	2005	59.9
4.	Tye Gunn	2003	59.8
5.	Andy Dalton	2007	58.9

Four of the top-five marks are in the last five years.

SINGLE-SEASON PASSING YARDS

No.	Player	Year	Yards
1.	Max Knake	1994	2,624
2.	Jeff Ballard	2006	2,394
3.	Max Knake	1995	2,237
4.	Max Knake	1993	2,130
5.	Brandon Hassell	2003	2,039
6.	Steve Stamp	1981	2,013
7.	Andy Dalton	2007	1,912

FROG OFFENSIVE NOTES**BROWN SIDELINED**

- ♦ 2007 Preseason Mountain West Conference Offensive Player of the Year Aaron Brown saw his injury-plagued season come to an end against UNLV. Prior to his latest injury, Brown had already missed two games and played sparingly in several others.
- ♦ Despite seeing limited action, Brown still tops the Frogs in rushing (490 yards, 4.6 per carry) while placing second in receptions (24). He led TCU in receiving in four games.
- ♦ Brown rushed for at least 91 yards three times this season. The Frogs were 3-0 in those contests.
- ♦ Brown's streak of at least one reception in 11 straight games that he played came to an end against UNLV. It was the longest current streak on the Frogs. He has a catch in 19 of his last 21 contests.
- ♦ Brown is just the 12th player in TCU history to surpass 2,000 career rushing yards. He is 12th on the Frogs' all-time list with 2,049.
- ♦ Brown posted the fifth 100-yard rushing game of his career in the 24-12 win over Colorado State. TCU is 5-0 in those contests.

FLASHING THE WHEELS

- ♦ Quarterback Andy Dalton has led TCU in rushing in two straight games after running for just 22 yards on the season through the opening nine contests:

	<u>Rushes</u>	<u>Yards</u>	<u>Avg. per carry</u>	<u>TDs</u>
Opening 9 games	56	22	0.4	1
Last 2 games	22	133	6.0	2
Season	78	155	2.0	3
BYU (Nov. 8)	12	60	5.0	0
UNLV (Nov. 17)	10	73	7.3	2

RECORDS AND MILESTONES

- ♦ Andy Dalton has set a TCU freshman record for most passing yards with 1,912.
- ♦ Dalton needs 88 yards in the air to become just the seventh quarterback in TCU history to throw for 2,000 yards in a season.

DALTON FARES WELL WITH OTHER ROOKIES

- ♦ Andy Dalton places fifth among freshman quarterbacks nationally in pass attempts (302) while ranking sixth in completions (178), yards (1,912) and completion percentage (58.9).

ON THE GROUND AND IN THE AIR

- ♦ The following is a breakdown of the rushing and passing numbers for the TCU offense:

<u>Opponent</u>	<u>Rushing</u>	<u>Passing</u>	<u>Total Offense</u>
Baylor	181	205	386
Texas	43	208	251
Air Force	89	320	409
SMU	142	108	250
Colorado State	201	197	398
Wyoming	134	210	344
Stanford	150	344	494
Utah	94	191	285
New Mexico	238	183	421
BYU	130	222	352
UNLV	251	126	377

- ♦ TCU is 6-0 when rushing for at least 142 yards this season.
- ♦ The Frogs are 5-1 when passing for 205 yards or less. TCU threw for 344 yards at Stanford to win for the only time this season when passing for over 205 yards.
- ♦ The Frogs are 4-0 when rushing for more yards than passing. TCU is 2-5 when it throws for more yards.
- ♦ TCU was at 512 yards of offense at Stanford before taking 18 yards in losses while running out the clock to preserve the win.

SIGNAL CALLER DEPTH

- ♦ Coming off-the-bench, Marcus Jackson has led touchdown drives in three straight games. He's completed 12-of-18 (66.7 percent) pass attempts in the last two contests.

DALTON CONTINUES TRADITION

- ♦ The 27-0 win over Baylor made Andy Dalton the fifth-straight quarterback to win his first start under head coach Gary Patterson. Dalton became the first TCU signal caller in the Patterson era to make his collegiate debut as a starter.
- ♦ The last redshirt freshman quarterback to start for TCU was Tye Gunn in 2002.
- ♦ Dalton's 320 yards passing at Air Force and 344 at Stanford are the most by a Frog since Gunn had 368 yards in a 48-45 double-overtime win over Northwestern in 2004.
- ♦ The 344 yards at Stanford place Dalton eighth on the Frogs' single-game passing list.

HE'S BACK

- ♦ Tight end Shae Reagan played against UNLV for his first action since Oct. 6 at Wyoming when he suffered a leg injury on the Frogs' first snap of the game. He missed the last four contests.
- ♦ Reagan had a 32-yard pass reception in the first quarter.
- ♦ A converted quarterback, Reagan has a 20.6 career yards per catch mark to rank third all-time at TCU.

THE DUAL-THREAT

- ♦ Wide receiver Jeremy Kerley, the only true freshman to see action on offense, has a pair of 27-yard pass completions for a quarterback rating of 326.8. He also has four receptions.

THE WORKHORSE

- ♦ TCU is 4-0 when Joseph Turner rushes for at least 56 yards.
- ♦ Turner was impressive in his first career start in the 37-0 win over New Mexico.
- ♦ Turner's 28 rushing attempts (115 yards) were the most by a Frog since Robert Merrill had 29 carries for 170 yards in a 23-0 win at San Diego State on Oct. 29, 2005.
- ♦ Turner equaled his season total for rushes entering the New Mexico game. He had 28 carries for 153 yards prior to the contest. Turner posted his first 100-yard game at TCU.

THE TOUCHDOWN MAKER

- ♦ Redshirt freshman wide receiver Bart Johnson has three touchdowns on his first five collegiate touches.
- ♦ Johnson's first touch came when he scooped up a blocked punt against SMU and returned it 17 yards for a touchdown.
- ♦ Johnson's first two collegiate receptions were at Wyoming. He had a pair of catches for 23 yards, including a 5-yard score.
- ♦ A native of Brownwood, Texas, Johnson had two grabs for 23 yards at BYU. His second reception was a 7-yard touchdown.
- ♦ Johnson's two receiving touchdowns are tied for second on the team. He has four catches for 46 yards on the season.

THERE'S ENOUGH FOR EVERYONE

- ♦ TCU ranks in a tie with Colorado for third nationally with 18 players having at least one reception this season. Nebraska leads with 20, while Troy is second at 19.
- ♦ TCU is tied for 14th with eight players having a scoring grab.
- ♦ TCU's top four receivers are separated by just 10 catches.
- ♦ Eight Frog receivers have at least 13 receptions.
- ♦ Six of the top-eight Frogs have surpassed their total from 2006:

Name	2007 Receptions	2006 Receptions
1. Ervin Dickerson	33	12
2. Aaron Brown	24	34
3. Marcus Brock	23	3
Donald Massey	23	26
5. Jimmy Young	21	0*
6. Derek Moore	18	8
7. Walter Bryant	17	10
8. Ryan Christian	13	2

*Redshirted

WINS AND LOSSES

- ♦ The Frogs average the same number of rushing yards (193.8) and passing yards (193.8) in their six wins.
- ♦ The following shows TCU offensively in victory and defeat:

	<u>Wins</u>	<u>Losses</u>
Rushing Yards per game	193.8	98.0
Passing Yards per game	193.8	230.2
Total Yards per game	387.6	328.2
Touchdown passes	8	5
Interceptions	2	9
Red-zone scores	25-of-33 (75.8%)	13-of-17 (76.5%)
Points per game	30.2	18.6
Turnovers per game	1.5 (9 total)	3.0 (15 total)

POINTS ON THE BOARD

- ♦ TCU has scored at least 20 points in eight straight games and in nine of 11 contests this season.

NUMBERS THAT LEAD TO WINS

- ♦ TCU has won 20 in a row when rushing for at least 167 yards.
- ♦ Under Gary Patterson as head coach, the Frogs are 28-2 when totaling 200 or more yards on the ground.

GROUND FROGS

- ♦ TCU is 6-0 when attempting 34 or fewer passes in a game.
- ♦ The Frogs are 5-0 when completing 18 or less pass attempts. TCU's lone win when having more than 18 completions was 38-36 at Stanford, when Andy Dalton was 23-of-34 for 344 yards and the eighth-best single-game passing total in Frog history.

TOTING THE PIGSKIN

- ♦ In the first half of the UNLV game, TCU set a season-high with four rushing touchdowns. The Frogs' previous best for rushing scores in a game was three at Stanford.

MR. CONSISTENT

- ♦ Graduate student Ervin Dickerson tops TCU in receptions (33), receiving yards (426) and touchdowns (four) despite leading the team in receiving in just three of 11 games.

NEW FACES

- ♦ Thirteen Frogs on offense (WR Walter Bryant, TB Ryan Christian, TE Quinton Cunigan, WR Ervin Dickerson, QB Andy Dalton, TE Evan Frosch, QB Marcus Jackson, WR Bart Johnson, OT Marshall Newhouse, OG Preston Phillips, OT Nic Richmond, C Tony Savino and TB Joseph Turner) have made their first collegiate starts this season.

THE TWO-HEADED MONSTER

- ♦ Aaron Brown and Joseph Turner, TCU's top-two ground gainers, have run for a combined 851 yards on a 4.6 per carry average. They represent 51.5 percent of TCU's season rushing total. The remainder of the Frogs have totaled 802 yards with a 2.9 per carry mark.
- ♦ Brown (490 yards) and Turner (361 yards) have both missed significant time due to injury.

DRIVE CHART

- ♦ The Frogs' two-longest scoring drives of the season have come in the last two games.
- ♦ TCU's eight-play, 92-yard touchdown drive on its initial series versus UNLV was its second-longest of the season. It trailed only the 94 yards on 11 plays for a touchdown on the Frogs' final scoring drive at BYU.
- ♦ Against UNLV, the Frogs scored on their opening drive of the game for the third time this season. It was their second time with a touchdown.

FROG DEFENSIVE NOTES

STINGY D

- ♦ TCU has allowed 12 or fewer points in five of its six wins.
- ♦ The Frogs are allowing just 252.5 yards per game over the last four contests:

Team	Rushing	Passing	Total Offense
Utah	107	120	227
New Mexico	28	91	119
BYU	112	305	417
UNLV	12	235	247
Total	259	751	1,010
Per Gm. Avg.	64.8	187.7	252.5

BLANKINGS

- ♦ TCU is one of four teams (Boise State, LSU, Penn State) in the nation to record two shutouts this season.
- ♦ The Frogs have blanked Baylor (27-0) and New Mexico (37-0). It's the first time since 2000 (Navy, Rice) that TCU has posted two shutouts in a season.
- ♦ Dating back to 2005, the Frogs have held the opposition without a touchdown in seven of their last 14 home games.

WINS AND LOSSES

- ♦ The following shows TCU defensively in victory and defeat:

	Wins	Losses
Rushing Yards/game allowed	77.5	154.6
Passing Yards/game allowed	195.0	198.2
Total Offense/game allowed	272.5	352.8*
TD passes allowed	4	6
Interceptions recorded	10	6
Takeaways	13	8
Points per game allowed	10.8	26.4
Red-zone scores allowed	8-of-15 (53.3%)	15-of-17 (88.2%)

*TCU surrendered 227 yards in an Oct. 18 defeat to Utah. The mark is 384.3 in the other four losses.

STUFFING THE RUN

- ♦ TCU has shut down some of the MWC's top running backs this season:

Name	Rush Atts.-Yards	Season Average
Kyle Bell, CSU	7-9	60.1
Rodney Ferguson, UNM	13-28	96.5
Frank Summers, UNLV	7-15	80.0

NO FRIEND OF RUNNING BACKS

- ♦ TCU is 42-5 under head coach Gary Patterson when holding its opponent under 100 yards rushing.
- ♦ During his 85-game tenure as head coach, Patterson has seen just 17 100-yard rushing games by opposing players.
- ♦ Nearly half (71) of Air Force's 146 rushing yards came on one carry. The other 41 attempts gained 75 yards (1.8 per rush).
- ♦ Only 11 of TCU's last 27 foes surpassed 86 yards rushing. During that span, TCU has surrendered 79.1 yards per game.

UNFAMILIAR SCENES

- ♦ TCU has allowed a touchdown on the opponent's opening drive of the game just twice this season and in a span of 13 games dating back to Nov. 25, 2006 at Colorado State.
- ♦ Only three times this year have TCU opponents scored on their first offensive series. Utah and BYU had touchdowns, while Colorado State kicked a field goal.
- ♦ The Frogs have allowed a first-quarter touchdown just six times in their last 29 games.

DEFENDING THE PASS

- ♦ TCU, which has allowed just 10 touchdown passes, is second in the MWC and 10th nationally in pass defense efficiency (102.0).

SACK MASTERS

- ♦ The Frogs are tied for the Mountain West Conference lead and ninth nationally with 35 sacks.
- ♦ TCU equaled a season-high with six sacks against UNLV.
- ♦ TCU has 34 sacks in its last nine games. The Frogs had just one sack in their opening two contests.

2007 GAME-BY-GAME STARTERS

TCU OFFENSE

Pos.	BU	UT	AFA	SMU	CSU	WYO	STAN	UTAH	UNM	BYU	UNLV
WR	Dickerson	Dickerson	Dickerson	Dickerson	Dickerson	Dickerson	Dickerson	Dickerson	Dickerson	Dickerson	Dickerson
WR	Brock	Brock	Brock	W. Jackson (FB)	Bryant	Brock	Brock	Brock	Brock	Brock	Brock
WR	Moore	Bryant	Cunigan (TE)	Cunigan (TE)	Moore	Johnson	Watts (TB)	Watts (TB)	Frosch (TE)	Turner (TB)	Frosch (TE)
TE	Reagan	Reagan	Reagan	Reagan	W. Jackson (FB)	Reagan	Cunigan	Cunigan	Cunigan	Cunigan	Cunigan
LT	Newhouse	Newhouse	Newhouse	Newhouse	Newhouse	Newhouse	Newhouse	Newhouse	Newhouse	Newhouse	Newhouse
LG	Lindner	Lindner	Lindner	Lindner	Lindner	Lindner	Lindner	Lindner	Phillips	Lindner	Lindner
C	Schlueter	Schlueter	Schlueter	Schlueter	Schlueter	Savino	Schlueter	Schlueter	Schlueter	Schlueter	Schlueter
RG	Montgomery	Montgomery	Montgomery	Montgomery	Montgomery	Montgomery	Montgomery	Montgomery	Montgomery	Montgomery	Montgomery
RT	Richmond	Richmond	Richmond	Richmond	Richmond	Richmond	Richmond	Richmond	Richmond	Richmond	Richmond
QB	Dalton	Dalton	Dalton	Dalton	Dalton	M. Jackson	Dalton	Dalton	Dalton	Dalton	Dalton
TB	Brown	Watts	Watts	Christian	Brown	Brown	Brown	Brown	Turner	Brown	Brown

TCU DEFENSE

Pos.	BU	UT	AFA	SMU	CSU	WYO	STAN	UTAH	UNM	BYU	UNLV
DE	Panfil	Blake	Blake	Panfil	Panfil	Panfil	Panfil	Panfil	Blake	Blake	Blake
DT	Griffin	Griffin	Griffin	Griffin	Griffin	Griffin	Griffin	Griffin	Griffin	Griffin	Griffin
NT	Moore	Moore	Moore	Moore	Moore	Moore	Moore	Moore	Moore	Moore	Moore
DE	Ortiz	Ortiz	Ortiz	Ortiz	Ortiz	Ortiz	Ortiz	Ortiz	Hughes	Ortiz	Ortiz
SLB	Hawthorne	Hawthorne	Hawthorne	Hawthorne	Hawthorne	Henson	Hawthorne	Hawthorne	Hawthorne	Hawthorne	Hawthorne
MLB	Phillips	Phillips	Phillips	Phillips	Phillips	Phillips	Phillips	Phillips	Phillips	Phillips	Phillips
CB	Sanders	Sanders	Sanders	Sanders	Sanders	Sanders	Sanders	Sanders	Sanders	Sanders	Sanders
WS	Roach	Roach	Roach	Roach	Roach	Roach	Roach	Roach	Bonner	Bonner	Bonner
FS	Coleman	Coleman	Coleman	Coleman	Coleman	Coleman	Coleman	Coleman	Roach	Roach	Roach
SS	Bonner	Bonner	Bonner	Bonner	Bonner	Bonner	Bonner	Bonner	Hodge	Hodge	Hodge
CB	Priest	Priest	Priest	Priest	Priest	Priest	Priest	Priest	Priest	Priest	Priest

ACTIVE TCU DEFENSIVE LEADERS

Tackles

1. Jason Phillips	208
2. Robert Henson	191
3. Brian Bonner	183
4. David Hawthorne	175
5. David Roach	161
6. Tommy Blake	149
7. Chase Ortiz	103
8. Stephen Hodge	94
9. Steven Coleman	71
10. Nick Sanders	58

Sacks

1. Tommy Blake	22.0
2. Chase Ortiz	19.5
3. David Hawthorne	9.5
4. Brian Bonner	9.0
5. Stephen Hodge	7.0
6. Cody Moore	5.0
7. Robert Henson	3.5
8. Jason Phillips	3.0
9. Matt Panfil	2.5
10. Cory Grant	2.0
Jerry Hughes	2.0

Interceptions

1. Brian Bonner	7
2. Steven Coleman	6
3. Torrey Stewart	5
4. Nick Sanders	4
5. Rafael Priest	3
David Roach	3
7. Robert Henson	2
Jason Phillips	2
9. David Hawthorne	1
Jerry Hughes	1
Corderra Hunter	1
Chase Ortiz	1



MILESTONE WATCH

♦ Robert Henson needs nine tackles to reach the 200 mark in his career. Henson's 191 stops rank second among active Frogs.

ORTIZ FOR MWC DEFENSIVE PLAYER OF THE YEAR

♦ Despite facing double teams on blocks most of the season, defensive end Chase Ortiz is second in the MWC in tackles for a loss (14.5). Air Force's John Rabold, who has played one more game (12), has 16.5.
 ♦ Ortiz's 8.0 sacks are tied for second in the MWC, trailing BYU's Jan Jorgensen (8.5).
 ♦ Ortiz topped the MWC in tackles for a loss (14.0) and sacks (9.0) in 2005.

GRAD STUDENTS LEAD THE WAY

♦ David Hawthorne (73 stops) and David Roach (68), TCU's top-two tacklers, have already earned their degrees and are graduate students this fall.
 ♦ Hawthorne and Roach have posted career-best tackle totals. Hawthorne's previous top mark was 43 last season, while Roach had 41 stops in 2005.
 ♦ Hawthorne is third on TCU in sacks (4.0) and fourth in tackles for a loss (6.5). Roach is tied for second with two forced fumbles and tied for third with five pass break-ups.

SACK TERROR

♦ Safety Stephen Hodge has 6.0 sacks in the last five games. His 7.0 sacks on the season are second on TCU to Chase Ortiz (8.0) and top all MWC defensive backs.
 ♦ In the last four games, Hodge has taken part in defensive and special teams scores.
 ♦ Hodge has accomplished the following since being inserted into the starting lineup:

Nov. 3, vs. New Mexico - Making his first collegiate start, Hodge earned Co-MWC Defensive Player of the Week honors as he led TCU with seven tackles, including a sack, and three pass break-ups. He also forced a fumble that was returned 13 yards for a touchdown by Rafael Priest.

Nov. 8, at BYU - Hodge totaled eight tackles, including six solo. He also forced and recovered a fumble while adding a pass break-up.

Nov. 17, vs. UNLV - Hodge had a career-high and team-best 11 tackles (nine solo). He also combined for 1.5 sacks.

♦ In addition to two sacks against Utah, Hodge also registered his first collegiate touchdown when he returned a blocked punt 31 yards for a score.
 ♦ Hodge had 1.5 sacks as part of two tackles for a loss and seven stops at Stanford.

TEAMWORK

♦ The Frogs have had 23 players record a tackle for a loss this season, while 14 players have combined for the team's 35 sacks.

FROGS SHINE IN RED ZONE

♦ In its last 19 games, TCU has allowed only 18 touchdowns on the opponent's 50 trips (36.0 percent) to the red zone. Six failed possessions came from Frog interceptions.

MAGIC NUMBERS

♦ The Frogs are 19-1 in their last 20 games when allowing less than 333 yards of offense.
 ♦ Prior to the 27-20 loss to Utah in which the Utes had just 227 yards of total offense, TCU had won 17 in a row when holding its opponent under 333 yards.
 ♦ With head coach Gary Patterson, the Frogs are 37-5 when their opponent is at or below 300 yards of total offense.

NEW FACES

♦ Nose tackle Kelly Griffin is the first true freshman to start at TCU since Gary Patterson became head coach prior to the 2000 GMAC Mobile Alabama Bowl.

PICK PARTIES

♦ TCU's MWC-leading 16 interceptions are by 10 different players.
 ♦ Rafael Priest had the Frogs' lone pick against UNLV, enabling him to tie Steven Coleman for the team lead with three interceptions on the season.
 ♦ Brian Bonner is the Frogs' active career leader with seven picks.
 ♦ Torrey Stewart returned an interception 45 yards for a touchdown at Texas. It was his second career score off a pick.

ASSOCIATED PRESS TOP 25

1. LSU (60)	10-1	1,619
2. Kansas (3)	11-0	1,541
3. Missouri (1)	10-1	1,469
4. West Virginia (1)	9-1	1,457
5. Ohio State	11-1	1,341
6. Georgia	9-2	1,246
7. Arizona State	9-1	1,219
8. Virginia Tech	9-2	1,131
9. Oregon	8-2	1,057
10. Oklahoma	9-2	1,031
11. USC	8-2	967
12. Florida	8-3	874
13. Texas	9-2	863
14. Hawaii	10-0	795
15. Boston College	9-2	678
16. Virginia	9-2	614
17. Boise State	10-1	597
18. Illinois	9-3	548
19. Tennessee	8-3	512
20. Connecticut	9-2	327
21. Clemson	8-3	294
22. Wisconsin	9-3	274
23. BYU	8-2	158
24. Cincinnati	8-3	149
25. Auburn	7-4	100

(first-place votes in parentheses)

USA TODAY TOP 25

1. LSU (51)	10-1	1,483
2. Kansas (8)	11-0	1,441
3. West Virginia (1)	9-1	1,345
4. Missouri	10-1	1,328
5. Ohio State	11-1	1,276
6. Arizona State	9-1	1,158
7. Georgia	9-2	1,105
8. Virginia Tech	9-2	1,019
9. Oklahoma	9-2	931
10. Oregon	8-2	890
11. Texas	9-2	883
12. USC	8-2	879
13. Hawaii	10-0	828
14. Florida	8-3	736
15. Virginia	9-2	626
16. Boston College	9-2	619
17. Boise State	10-1	593
18. Illinois	9-3	485
19. Tennessee	8-3	430
20. Wisconsin	9-3	343
21. Connecticut	9-2	264
22. Clemson	8-3	225
23. BYU	8-2	161
24. Texas Tech	8-4	80
25. Auburn	7-4	65

(first-place votes in parentheses)

TOTING THE PIGSKIN

♦ TCU has returned four interceptions for touchdowns in its last 18 games. The Frogs have returned two picks for scores in 2007. Robert Henson had a 58-yard return against SMU, while Torrey Stewart had a 45-yard jaunt into the end zone at Texas.

MATCHING PICKS

♦ TCU's 16 interceptions equal its total from last season. However, the Frogs have 313 returns yards in 2007 compared to 176 a year ago.

DEFENSE AT ITS BEST

♦ The 309.0 yards allowed per game by TCU rank as the third-lowest total in the seven-year tenure of head coach Gary Patterson.

♦ Included below is a year-by-year look at TCU defensively under Patterson:

<u>Year</u>	<u>Ppg.</u>	<u>Rushing Defense</u>	<u>Passing Defense</u>	<u>Total Defense</u>
2001	23.4	93.8	228.7	322.5
2002	18.5	64.8	175.4	240.2
2003	21.2	93.7	255.8	349.5
2004	33.9	122.0	304.0	426.0
2005	18.6	107.9	221.2	329.1
2006	12.3	60.8	174.1	234.9
2007	18.7	112.5	196.5	309.0

ACTIVE NCAA SACK LEADERS

♦ Included below are the active sack leaders in the NCAA. TCU is the lone team with more than one player in the top 13:

<u>Name</u>	<u>Sacks</u>
1. Bruce Davis, UCLA	26.5
2. Quentin Groves, Auburn	26.0
3. Lawrence Jackson, USC	25.5
4. Larry English, Northern Illinois	22.5
5. Tommy Blake, TCU	22.0
6. Tyler Clutts, Fresno State	21.5
Vernon Gholston, Ohio State	21.5
Erik Walden, Middle Tennessee	21.5
9. Chris Ellis, Virginia Tech	21.0
10. Derrick Harvey, Florida	20.5
13. Chase Ortiz, TCU	19.5

CLIMBING THE CHARTS

♦ Tommy Blake has a sack in two straight games and now has 22 career sacks to tie Royal West (1991-94) for third on the Frogs' all-time list.

♦ Chase Ortiz had two sacks against UNLV to give him 19.5 in his career, moving him ahead of Roosevelt Collins (18.0, 1988-91) into fifth place on TCU's all-time chart:

<u>Name</u>	<u>Sacks</u>
1. Aaron Schobel, 1997-00	31.0
2. Bo Schobel, 2000-03	28.5
3. Tommy Blake, 2004-07	22.0
Royal West, 1991-94	22.0
5. Chase Ortiz, 2004-07	19.5
6. Roosevelt Collins, 1988-91	18.0

CLIMBING THE CHARTS, II

♦ Defensive ends Chase Ortiz and Tommy Blake rank fifth and sixth, respectively, on TCU's career list for yards lost via tackles behind the line of scrimmage:

<u>Name</u>	<u>Yards Lost Tackling - Career</u>
1. Aaron Schobel, 1997-00	315
2. LaMarcus McDonald, 2000-02	236
3. Royal West, 1991-94	209
4. Bo Schobel, 2000-03	205
5. Chase Ortiz, 2004-07	202
6. Tommy Blake, 2004-07	195
7. Vincent Pryor, 1991-94	190

**TCU - SAN DIEGO STATE
BY THE NUMBERS**

	TCU	SDSU
Points Scored	274	241
Points Scored/Game	24.9	24.1
Opp. Points Scored	197	320
Opp. Points Scored/Game	17.9	32.0
First Downs	230	181
Opp. First Downs	192	250
3rd-Down Conversions Pct.	35.8	38.3
4th-Down Conversions Pct.	43.5	58.3
Rushing Attempts	466	312
Yards Rushing	1,653	1,104
Yards Rushing/Game	150.3	110.4
Opp. Rushing Attempts	410	426
Opp. Yards Rushing	1,238	2,211
Opp. Yards Rush/Game	112.5	221.1
Passes Attempted	371	352
Passes Completed	212	211
Completion Pct.	57.1	59.9
Yards Passing	2,314	2,618
Yards Passing/Game	210.4	261.8
Opp. Passes Attempted	376	329
Opp. Passes Completed	201	221
Opp. Completion Pct.	53.5	67.2
Opp. Yards Passing	2,161	2,535
Opp. Yards Pass/Game	196.5	253.5
Total Offensive Plays	837	664
Total Yards	3,967	3,722
Total Yards/Game	360.6	372.2
Avg. Yards/Play	4.7	5.6
Opp. Offensive Plays	786	755
Opp. Total Yards	3,399	4,746
Opp. Total Yards/Game	309.0	474.6
Opp. Avg. Yards/Play	4.3	6.3
Avg. Poss. Time/Game	29:29	28:09
Opp. Avg. Poss. Time/Game	30:31	31:51

**TCU - SAN DIEGO STATE
TALE OF THE TAPE**

Average height and weight for both teams' starting lineups:

	TCU	SDSU
Offensive Line	6-5, 296	6-4, 304
Tight End	6-4, 261	6-5, 250
Quarterback	6-3, 210	6-6, 235
Running Back	6-1, 216	6-1, 231
Wide Receiver	6-1, 183	6-2, 197
Defensive Line	6-2, 270	6-3, 265
Linebacker	6-1, 230	6-2, 228
Secondary	6-0, 191	6-0, 194
Offensive System	Multiple	Multiple
Defensive System	4-2-5	Multiple

FROG SPECIAL TEAMS NOTES

STRONG UNITS

- ♦ TCU is second in the Mountain West Conference in both net punting (37.9 yards) and punt return average (13.3 yards).
- ♦ TCU foes are averaging just 5.8 yards on punt returns and 17.2 on kickoff returns.

MR. NEAR AUTOMATIC

- ♦ Graduate student Chris Manfredini has made nine straight field goals over the last four games. It's the second-longest streak of his TCU career. He made his first 19 attempts in a Frog uniform.
- ♦ Manfredini has at least two field goals in each of the last four games.
- ♦ He ranks third on TCU's career list for made attempts with 44.
- ♦ When including a 10-of-11 mark for Cincinnati in 2003, Manfredini is 54-of-62 (87.1 percent) in his collegiate career.
- ♦ Manfredini has the highest percentage (86.3) of made field-goal attempts for TCU placekickers in the top five. The next-closest Frog (Nick Browne) is at 78.3.
- ♦ Included below are TCU's career leaders for made field goals:

Name	Field Goals	Pct. Made
1. Nick Browne, 2001-03	65 (att. 83)	78.3
2. Michael Reeder, 1994-97	57 (att. 76)	75.0
3. Chris Manfredini, 2005-07	44 (att. 51)	86.3

- ♦ Manfredini's 19 field goals rank fourth on TCU's single-season chart:

Name	Field Goals	Pct. Made
1. Nick Browne, 2003	28 (att. 33)	84.8
2. Nick Browne, 2002	23 (att. 30)	76.7
3. Michael Reeder, 1995	23 (att. 25)	92.0
4. Chris Manfredini, 2007	19 (att. 24)	79.2

BLOCK PARTIES

- ♦ TCU has blocked four punts this season and six in its last 15 games.
- ♦ Daryl Washington has blocked three punts (Air Force, Wyoming and Utah) in 2007.
- ♦ Washington is one of just two players nationally to have three punt blocks this season. Ohio's Joshua Abrams is the other.
- ♦ The Frogs have scored twice off blocked punts this season. Prior to this year, TCU had not scored directly off a blocked punt since 2003.
- ♦ Washington's third blocked punt of the season came against Utah. Stephen Hodge caught the ball in full stride off a perfect bounce, split a pair of Utes and raced 31 yards into the end zone for TCU's first points of the game.
- ♦ Colin Jones blocked an SMU punt that Bart Johnson returned 17 yards for a score.

A BIG FOOT

- ♦ TCU senior punter Derek Wash, who made the Ray Guy Award Watch List, is averaging 43.6 yards to rank third in the MWC and 16th nationally.
- ♦ He has placed 18-of-53 punts (34.0 percent) inside the 20 with just six touchbacks.
- ♦ Wash currently has the fourth-best single-season average in TCU history:

Name	Avg.	Year
1. Chris Becker	46.1	1986
2. James Gargus	44.2	1981
3. Chris Becker	44.0	1987
4. Derek Wash	43.6	2007
5. Sammy Baugh	43.0*	1935 (led the nation)

OLD SCHOOL

- ♦ Drew Combs, who was born with a left arm that ends just below the elbow, is the Frogs' kickoff specialist after winning the competition in preseason camp.
- ♦ Combs, a straight-on kicker, has six touchbacks and one solo tackle this season.
- ♦ Combs originally attended Arkansas and was a walk-on to the Razorback football team, but he did not see game action before transferring to TCU.

THE RETURN GAME

- ♦ All-MWC safety Brian Bonner is also an all-league return specialist who is 17th nationally with a 12.5 punt return average, including a long of 64 yards against Baylor.

FROG TIDBITS

WHERE TO FIND THE TCU ASSISTANTS

- ◆ Press Box: Mike Schultz (offensive coordinator/quarterbacks), Justin Fuente (running backs), Tony Tademey (linebackers) and Chad Glasgow (safeties).
- ◆ Field: Dick Bumpas (defensive coordinator/defensive line), Charles McMillian (cornerbacks), Jarrett Anderson (wide receivers), Dan Sharp (tight ends/special teams) and Eddie Williamson (assistant head coach/offensive line).

THE TURNOVER STORY

- ◆ Over the last three seasons, TCU is 24-1 when ahead (21-1) or even (3-0) in turnover margin. The Frogs are 4-7 when on the negative side.
- ◆ Against BYU, TCU lost for the first time since Oct. 15, 2004 at UAB when holding the edge in turnover margin. The Frogs had two takeaways while committing one turnover at BYU.
- ◆ Since the start of the 2005 season, TCU is 28-8. In five of the eight defeats, the Frogs have been at minus-2 or worse in turnover margin.
- ◆ TCU's streak of 15 consecutive games with at least one takeaway was snapped at Stanford. The Frogs have posted at least one takeaway in 37 of their last 39 contests.

TRUE STUDENT-ATHLETES

- ◆ The TCU football team ranked ninth nationally among 2006 bowl teams with a 78 percent Graduation Success Rate. Overall, the Frogs were 20th among Division I-A programs.
- ◆ Among bowl teams in Texas, TCU was second behind Rice in its GSR. TCU trailed only Air Force in the MWC.
- ◆ In May 2007, the AFCA recognized TCU for graduating 70 percent or more of its football players who entered as freshmen in 2001-02. The Frogs were well above the national average of 60 percent and the median graduation rate of 59 percent.

FINDING WAYS TO SCORE

- ◆ TCU is tied for ninth nationally with five non-offensive touchdowns in 2007.
 1. Wake Forest, Hawaii - 9
 3. UConn, Virginia Tech, Troy - 7
 6. Cincinnati, Army, UCLA, Missouri - 6
 10. TCU, Kansas, Cal - 5
- ◆ The Frogs have returned two interceptions and one fumble for touchdowns while scoring twice directly off blocked punts.

BRING ON SATURDAYS AND DAYLIGHT

- ◆ TCU is 25-3 in Saturday games dating back to the start of the 2005 season. The Frogs saw their 19-game winning streak on Saturdays snapped at Texas (Sept. 8). It was TCU's first loss on a Saturday in nearly two full years (Sept. 10, 2005 at SMU).
- ◆ During that stretch, the Frogs are 3-5 on other days of the week (1-0 on Sundays, 1-0 on Tuesdays, 1-5 on Thursdays).
- ◆ Five of TCU's eight losses over the last three years have come in Thursday games. Since 2005, the Frogs are 1-5 on Thursdays and 27-3 on other days of the week.
- ◆ The Frogs are 14-1 in daylight over the last three years and 14-7 at night. The Oct. 6 loss at Wyoming snapped TCU's 12-game winning streak in day games. The NCAA constitutes a night game as starting at 5 p.m.

TCU'S MWC AND NCAA RANKS

Team Category	Number/ Average	MWC Rank	NCAA Rank
PAT Kicking	100.0% (29-of-29)	T-1st	T-1st
Sacks By	35	T-1st	T-9th
Pass Defense Efficiency (rating)	102.0	2nd	10th
Net Punting	37.9	2nd	13th
Scoring Defense (points per game)	17.9	2nd	13th
Total Defense (yards per game)	309.0	2nd	15th
Rushing Defense (yards per game)	112.5	2nd	19th
Punt Returns (yards per attempt)	13.3	2nd	20th
Pass Defense (yards per game)	196.5	2nd	20th
Opponent Third-Down Conversions	33.5% (61-of-182)	3rd	23rd
Sacks Against	21	3rd	T-54th
Red Zone Defense (score % by opp.)	71.9% (23-of-32)	3rd	N/A
Opponent First Downs	192	3rd	N/A
Opponent Penalties (yards per game)	55.6	3rd	N/A
First Downs	230	3rd	N/A
Rushing Offense (yards per game)	150.3	4th	66th
Scoring Offense (points per game)	24.9	4th	T-77th
Field-Goal Percentage	79.2% (19-of-24)	4th	N/A
Opponent Fourth-Down Conversions	47.1% (8-of-17)	5th	54th
Pass Offense (yards per game)	210.4	5th	70th
Kickoff Coverage	41.5	5th	N/A
Kickoff Returns (yards per attempt)	20.7	6th	74th
Fourth-Down Conversions	43.5% (10-of-23)	6th	85th
Turnover Margin	-0.27	7th	T-78th
Time of Possession	29:28	T-7th	79th
Total Offense (yards per game)	360.6	7th	85th
Pass Efficiency (rating)	115.2	7th	90th
Penalties (yards per game)	60.7	8th	T-75th
Third-Down Conversions	35.8% (62-of-173)	8th	87th
Red Zone Offense (score % by opp.)	76.0% (38-of-50)	8th	N/A
Individuals			
Chris Manfredini (PAT kicking percentage)	100.0%	T-1st	T-1st
Chris Manfredini (field goals per game)	1.73	2nd	T-14th
Chase Ortiz (forced fumbles per game)	0.27	T-2nd	T-16th
Chase Ortiz (tackles for loss per game)	1.32	2nd	T-25th
Chase Ortiz (sacks per game)	0.73	T-2nd	T-30th
Chris Manfredini (scoring average)	7.8	T-2nd	N/A
Chris Manfredini (scoring by kick)	7.8	T-2nd	N/A
Derek Wash (punting average)	43.6	3rd	16th
Brian Bonner (punt return average)	12.5	3rd	17th
Rafael Priest (passes defended per game)	1.00	T-3rd	N/A
Stephen Hodge (sacks per game)	7.0	T-4th	T-39th
Chris Manfredini (field goal percentage)	79.2	4th	N/A
Aaron Brown (kick return average)	24.6	5th	49th
Andy Dalton (passing yards per game)	173.8	5th	N/A
Andy Dalton (total offense per game)	187.9	5th	N/A
Andy Dalton (passing efficiency)	116.4	7th	N/A
Aaron Brown (all-purpose yards per game)	110.6	9th	N/A
Aaron Brown (rushing yards per game)	54.5	10th	N/A
David Hawthorne (tackles per game)	6.6	T-19th	N/A
David Roach (tackles per game)	6.2	23rd	N/A
Jason Phillips (tackles per game)	5.8	29th	N/A

HOW TCU STACKS UP IN THE MOUNTAIN WEST

In its brief Mountain West Conference history, TCU has posted the top overall and league winning percentage.

Team	Overall	Pct.	MWC	Pct.
TCU	28-8	.778	17-6	.739
Utah	71-35	.670	42-23	.646
BYU	65-43	.602	44-20	.688
Air Force	58-48	.547	32-34	.485
Colorado St.	58-51	.532	36-29	.554
New Mexico	55-53	.509	37-28	.569
San Diego St.	37-66	.359	27-37	.422
Wyoming	37-66	.359	19-46	.292
UNLV	34-70	.327	17-48	.262

TOP NCAA FBS (I-A) RECORDS FROM 2000-07

No.	Team	Record	Pct.
1.	Boise State	86-14	.860
2.	Oklahoma	87-16	.845
3.	Texas	83-16	.838
4.	Ohio State	81-19	.810
5.	LSU	80-21	.792
6.	USC	77-21	.786
7.	Miami (Fla.)	76-21	.784
8.	Georgia	78-23	.772
9.	Virginia Tech	76-24	.760
10.	Florida	73-26	.737
	Louisville	73-26	.737
12.	Michigan	72-26	.735
13.	Auburn	73-27	.730
14.	TCU	70-26	.729
15.	Boston College	69-29	.704
16.	Tennessee	69-30	.697
17.	Oregon	66-30	.688
	West Virginia	66-30	.688
19.	Wisconsin	69-33	.676
20.	Toledo	65-32	.670

MOST WINS THE LAST FIVE YEARS (2003-07)

No.	Team	Wins
1.	Boise State	56
	USC	56
3.	LSU	54
4.	Ohio State	53
	Texas	53
6.	Oklahoma	52
7.	Georgia	49
8.	Auburn	48
	Virginia Tech	48
10.	Wisconsin	47
	West Virginia	47
12.	Louisville	46
13.	Boston College	45
	Florida	45
	Michigan	45
16.	TCU	44
	Utah	44

CLOSE CALLS

- ♦ Dating back to the 2003 campaign, TCU is 17-7 in its last 24 games decided by seven points or less.
- ♦ The Frogs' four MWC losses this season are by a combined total of 18 points. Each defeat has been by seven points or less.
- ♦ Two of the Frogs' MWC losses were by three points with TCU's final snap resulting in a missed field goal that hit the upright.

BOUNCING BACK

- ♦ TCU is 16-6 in regular-season games following a loss under seventh-year head coach Gary Patterson.
- ♦ The Frogs have never lost three in a row under Patterson. TCU hasn't dropped three straight contests since a four-game skid in the 1998 campaign.

CONFERENCE SUCCESS

- ♦ TCU's 12-6 record (.667) over its last 18 league games ranks in a tie for 18th nationally for best record in conference play over that span.
- ♦ Ohio State, BYU and Boise State are tied for the lead at 17-1 (.944).

DEFENDING THEIR HOME

- ♦ Since 2000, TCU is 39-6 in home games at Amon G. Carter Stadium.
- ♦ TCU has recorded three shutouts in its past eight home dates. The Frogs blanked Baylor (27-0) and New Mexico (37-0) this season.
- ♦ Dating back to the 2005 campaign, the Frogs have held the opposition without a touchdown in seven of their last 14 home games.
- ♦ In their last nine home contests, the Frogs have outscored their opponents 279-73 (an average margin of 31-8).

QUICK STARTS

- ♦ The Frogs have allowed only 11 first-half touchdowns through 11 games this season. TCU has surrendered just 16 touchdowns in the opening three quarters.
- ♦ In the first half of its last 19 contests, TCU has outscored its opponents 361-102 (an average margin of 19-5). TCU's advantage is 169-89 in 2007. That includes a 129-48 difference in the second quarter.
- ♦ TCU has scored first in seven of 11 games in 2007 and 13 of its last 18 contests.
- ♦ The Frogs have scored in the first quarter in 26 of their last 33 games.
- ♦ Since 2002, TCU has tallied first in 71.2 percent (52-of-73) of its contests.

CONTROLLING THE CLOCK

- ♦ TCU has won 18 consecutive games when holding the edge in time of possession.

BONUS FOOTBALL

- ♦ TCU is 5-5 since the NCAA adopted overtime play in 1996.

FINDING THE SCOREBOARD

- ♦ At 188 games, TCU has the sixth-longest current streak in the nation for not being shut out. The Frogs haven't been blanked since a 32-0 defeat at Texas on Nov. 16, 1991:

Team	Games	Last Shutout
1. Michigan	287	Oct. 20, 1984 at Iowa (0-26)
2. Washington State	273	Sept. 15, 1984 at Ohio St. (0-44)
3. Oregon	267	Sept. 28, 1985 at Nebraska (0-63)
4. Florida	241	Oct. 29, 1988 vs. Auburn (0-16)
5. Colorado	235	Nov. 12, 1988 at Nebraska (0-7)
6. TCU	188	Nov. 16, 1991 at Texas (0-32)

- ♦ TCU's streak of 188 games without being shut out ranks 15th all-time.

RECORD-SETTING SALES

- ♦ For the second straight year, TCU football set a school record for season-tickets sold.
- ♦ The Frogs saw 14,490 season tickets purchased for the 2007 campaign. That total includes an increase of 18 percent in new sales. Last year's final total was 13,962.

PURE STRENGTH

- ♦ Center Blake Schlueter squated a TCU-record 870 pounds at the Frogs' 2007 Night of Champions.
- ♦ Five current Frogs hold TCU weight room records.

TCU BY THE NUMBERS

3

Blocked punts by sophomore line-backer Daryl Washington this season.

4

True freshmen (Sir Demarco Bledsoe, Kelly Griffin, Tejay Johnson, Jeremy Kerley) who have seen action this season.

17

Players (Walter Bryant, Ryan Christian, Quinton Cunigan, Andy Dalton, Ervin Dickerson, Evan Frosch, Kelly Griffin, Stephen Hodge, Jerry Hughes, Marcus Jackson, Bart Johnson, Marshall Newhouse, Matt Panfil, Preston Phillips, Nic Richmond, Tony Savino and Joseph Turner) who have made their first career starts this season.

105

Players on the travel roster for the Texas game, the same number that made the trip to Oklahoma in 2005 and Baylor last year.

710

Pounds lifted in the squat by William Jackson at TCU's 2006 Night of Champions, setting a new school record for running backs.

1873

Year TCU was founded as AddRan Male and Female Academy in Thorp Spring, Texas.

1896

Year TCU played its first football game, an 8-6 win over Toby's Business College.

NFL DRAFT PICKS FROM MWC TEAMS

♦ TCU 165, San Diego State 133, BYU 132, Utah 125, Colorado State 94, Wyoming 76, New Mexico 60, UNLV 41, Air Force 7.

FROGS AND THE NFL

- ♦ In Gary Patterson's tenure as head coach, TCU has had 16 players drafted with a total of 30 in NFL camps.
- ♦ Eleven former Horned Frogs are currently active in the NFL: Anthony Alabi (OT, Miami), Drew Coleman (CB, New York Jets), Zarnell Fitch (DT, Baltimore Ravens), Aaron Schobel (DE, Buffalo), Bo Schobel (DE, Arizona), Matt Schobel (TE, Philadelphia), Herb Taylor (OT, Kansas City), LaDainian Tomlinson (RB, San Diego), Michael Toudouze (OT, Indianapolis), Ryan Tucker (OT, Cleveland) and Marvin White (S, Cincinnati).

THE BCS

- ♦ The Frogs are 10-2 in their last 12 games against teams from BCS-automatic qualifying conferences.
- ♦ TCU (20) is second behind only Boise State (24) for most appearances in the BCS standings by a school playing in a conference without an automatic BCS bid.
- ♦ Since Gary Patterson arrived at TCU as defensive coordinator in 1998, the Frogs are 14-7 against teams from leagues with automatic BCS bids.
- ♦ If last year's new BCS rules were in effect in 2005, TCU would have been in a BCS bowl. The Frogs were 14th in the final 2005 BCS standings and ahead of ACC-automatic qualifier Florida State.

HOME GROWN

- ♦ TCU is sixth nationally with 87.4 percent of its players being in-state products.

WIN-LOSS UPDATES

- ♦ After just three winning seasons in 13 years (1985-97), TCU has won 70.2 percent (85-36) of its games since 1998 when head coach Gary Patterson arrived as defensive coordinator.
- ♦ TCU has an all-time record of 544-509-57 (.516) in its football history which began in 1896.
- ♦ The 27-0 win over Baylor marked the 1,100th contest in TCU football history.

HONORARY BIG 12 MEMBERS

- ♦ TCU had its five-game winning streak against Big 12 teams snapped at Texas. The run of five straight victories over Big 12 foes trailed only Oklahoma (eight).
- ♦ Dating back to 2005, the Frogs went 5-1 in a stretch with six out of 27 games against Big 12 opponents. TCU allowed just 13.0 points per game in that span with 34 of the 78 points surrendered coming against Texas.
- ♦ In a stretch of 15 games (Sept. 3, 2005-Sept. 16, 2006), TCU was 4-0 against the Big 12. Only Texas, Texas Tech, Oklahoma and Colorado won more games against Big 12 foes in that span.

ANY DAY OF THE WEEK

- ♦ Since the start of the 1996 season, the Frogs are 12-11 in non-Saturday, regular-season games. Under Patterson, TCU is 9-10 and has played on every day of the week.
- ♦ TCU has played 19 of its 79 regular-season contests (24.1 percent) under Patterson on non-Saturdays.

SHORT WEEKS

- ♦ TCU is 5-4 in short-week games under head coach Gary Patterson.

WINNINGEST ACTIVE FBS (DIVISION I-A) COACHES

<u>Coach</u>	<u>Record</u>	<u>Pct.</u>
1. Pete Carroll, USC	73-14	.839
2. Urban Meyer, Florida	69-15	.821
3. Bob Stoops, Oklahoma	95-21	.819
4. Mark Richt, Georgia	70-19	.787
5. Phillip Fulmer, Tennessee	145-44	.767
6. Bobby Bowden, Florida State	373-117-4	.759
7. Lloyd Carr, Michigan	120-40	.750
8. Joe Paterno, Penn State	371-125-3	.746
9. Steve Spurrier, South Carolina	163-55-2	.745
10. Jim Tressel, Ohio State	208-72-2	.741
11. Paul Johnson, Navy	106-39	.731
12. Brian Kelly, Cincinnati	146-54-2	.728
13. Dan Hawkins, Colorado	99-39-1	.716
14. Gary Patterson, TCU	60-25	.706
15. Dennis Erickson, Arizona State	157-66-1	.703

TCU BY THE NUMBERS

2

Shutouts recorded by TCU this season.

4

10-win seasons in the last six years.

16

TCU players drafted by NFL teams during Gary Patterson's first six seasons as head coach.

55

Consecutive wins by TCU, dating back to 1999, when allowing 17 or fewer points.

58

Percent of the TCU undergraduate student population that's female.

285

Aaron Brown's all-purpose yards in a 45-14 win at Colorado State last year.

406

LaDainian Tomlinson's NCAA single-game record for rushing yards (Nov. 20, 1999 vs. UTEP).

870

Pounds lifted in the squat by Blake Schlueter at TCU's 2007 Night of Champions, setting a new school record.

9,200

Songs downloaded into TCU football coach Gary Patterson's iPod.

2007 MOUNTAIN WEST STANDINGS

Team	MWC	Pct.	Overall	Pct.
BYU	6-0	1.000	8-2	.800
Air Force	6-2	.750	9-3	.750
Utah	5-2	.714	8-3	.727
New Mexico	4-3	.571	7-4	.636
San Diego State	3-3	.500	4-6	.400
TCU	3-4	.429	6-5	.545
Wyoming	2-5	.286	5-6	.455
Colorado State	1-6	.143	2-9	.182
UNLV	1-6	.143	2-9	.182



This Week's Games

- *Wyoming at Colorado State, 1 p.m. (Fri.)
- *Utah at BYU, 1 p.m.
- *UNLV at New Mexico, 4:30 p.m.
- *TCU at San Diego State, 7 p.m.**

*MWC game
All times Central

Last Week's Games

- *TCU 34, UNLV 10**
- *Air Force 55, San Diego State 23
- *BYU 35, Wyoming 10
- *Utah 28, New Mexico 10
- Colorado State 42, Georgia Southern 34

2007 MOUNTAIN WEST CONFERENCE BOWL SCHEDULE

San Diego County Credit Union Poinsettia Bowl

Mountain West vs. Navy/At-Large

Thursday, Dec. 20
San Diego, Calif.
8 p.m. (CT) - ESPN

New Mexico Bowl

Mountain West vs. WAC

Saturday, Dec. 22
Albuquerque, N.M.
3:30 p.m. (CT) - ESPN

Pioneer Las Vegas Bowl

Mountain West vs. Pac-10

Saturday, Dec. 22
Las Vegas, Nev.
7 p.m. (CT) - ESPN

Bell Helicopter Armed Forces Bowl

Mountain West vs. Pac-10

Monday, Dec. 31
Fort Worth, Texas
11:30 a.m. (CT) - ESPN

CHARTING TCU'S 2007 OPPONENTS

Opponent	Record	This Week	Last Week
Baylor	3-9	Season Over	L, 14-45 vs. Oklahoma State
No. 13 Texas	9-2	at Texas A&M (Fri.)	Open
Air Force	9-3	Regular Season Over	W, 55-23 vs. San Diego State
SMU	1-10	at Memphis	L, 20-49 vs. Central Florida
Colorado State	2-9	vs. Wyoming (Fri.)	W, 42-34 vs. Georgia Southern
Wyoming	5-6	at Colorado State (Fri.)	L, 10-35 vs. BYU
Stanford	3-7	vs. Notre Dame	Open
Utah	8-3	at No. 23 BYU	W, 28-10 vs. New Mexico
New Mexico	7-4	vs. UNLV	L, 10-28 at Utah
No. 23 BYU	8-2	vs. Utah	W, 35-10 at Wyoming
UNLV	2-9	at New Mexico	L, 10-34 at TCU
San Diego State	4-6	vs. TCU	L, 23-55 at Air Force
Total	61-70		

MEDIA INFORMATION

INTERVIEWING PATTERSON

Coach Gary Patterson is available for telephone interviews between 2 and 2:30 p.m. Monday through Thursday. Interviews with the coach are to be coordinated with TCU athletics media relations director Mark Cohen at (817) 257-5394.

INTERVIEWING PLAYERS

All interviews must be coordinated through TCU media relations. No player will miss class or be pulled from a meeting or practice to conduct an interview.

COVERING PRACTICE

TCU football normally conducts workouts between the hours of 3 and 6 p.m. Practices are open to the media, but those attending should contact Mark Cohen to confirm the times. TV crews and photographers are permitted to shoot individual drills during practice after receiving clearance from the media relations office. All Friday walk-through practices are closed.

WEEKLY NEWS CONFERENCES

Horned Frog coach Gary Patterson hosts a media luncheon each Tuesday at noon in the Special Events Room of the Justin Center on the TCU campus. Frog players will be present at the luncheon to take questions from the media. Patterson's comments can also be heard live on gofrogs.com.

If you plan on attending, please contact TCU media relations director Mark Cohen at m.cohen@tcu.edu or (817) 257-5394.

GARY PATTERSON SHOW

The Gary Patterson Show is heard weekly on 103.3 ESPN, 88.7 KTCU and gofrogs.com. The show is held at Railhead Smokehouse at 2900 Montgomery Street in Fort Worth.

Day	Date	Time
Thursday	Aug. 30	7-8 p.m.
Thursday	Sept. 6	7-8 p.m.
Thursday	Sept. 20	7-8 p.m.
Thursday	Sept. 27	7-8 p.m.
Thursday	Oct. 4	7-8 p.m.
Thursday	Oct. 11	7-8 p.m.
Thursday	Oct. 25	7-8 p.m.
Thursday	Nov. 1	7-8 p.m.
Thursday	Nov. 15	7-8 p.m.
Thursday	Nov. 29	7-8 p.m.

TCU HEAD COACH GARY PATTERSON



Gary Patterson is the only coach in TCU history to record more than two 10-win seasons. He has four in the last five years and is also the fastest Horned Frog coach to reach 50 victories.

Patterson's 60-25 (.706) record is the best mark of any TCU head coach after 85 games. Dutch Meyer, coach of the 1935 and 1938 national championship teams, is second (.659, 54-27-4, 1934-40). Patterson's 60 wins are third on the Frogs' career victory list. His .706 winning percentage is second among TCU coaches with more than 20 games under their belt and 14th among active coaches in the Football Bowl Subdivision (formerly called Division I-A).

The Frogs have won four conference titles with Patterson on staff in addition to posting five of the school's nine 10-win seasons. He was TCU's defensive coordinator from 1998-00.

Patterson was the 2002 Conference USA and 2005 Mountain West Conference Coach of the Year. He was a 2003 finalist for Eddie Robinson and Bobby Dodd National Coach of the Year honors.

FROGS UNDER COACH PATTERSON

Situation	Record
Score First	44-14
When Opp. Scores First	16-11
Lead at the Half	48-8
Trail at the Half	8-15
Tied at the Half	4-2
Lead After 3 Quarters	49-7
Trail After 3 Quarters	4-15
Tied After 3 Quarters	7-3
Games Decided in OT	4-4
300+ yards of Offense	50-19
100+ Rushing Yards	57-15
200+ Rushing Yards	28-2
200+ Passing Yards	29-15
300+ Passing Yards	8-5
Win Time of Possession	44-11
Opp. At or Under 300 Total Yards	37-5
Allow 300+ Total Yards	23-20
Opp. Under 100 Rush Yds.	42-5

PATTERSON VS. ALL OPPONENTS

Air Force	2-1
Arizona	1-0
Army	6-0
Baylor	2-0
Boise State	0-1
BYU	1-2
Cincinnati	1-2
Colorado State	4-0
East Carolina	0-2
Houston	4-0
Iowa State	1-0
Louisville	3-1
Memphis	1-0
Navy	1-0
Nebraska	0-1
New Mexico	3-0
North Texas	2-0
Northern Illinois	1-0
Northwestern	2-0
Northwestern State	0-1
Oklahoma	1-0
San Diego State	2-0
SMU	5-1
Southern Miss	3-2
Stanford	1-0
Texas	0-1
Texas A&M	0-1
Texas Tech	1-1
Tulane	2-2
UAB	1-2
UC Davis	1-0
UNLV	3-0
USF	1-1
Utah	1-2
Vanderbilt	1-0
Wyoming	2-1
Total	60-25

CAREER COACHING WINS AT TCU

No. Coach	Wins
1. Dutch Meyer	109
2. Abe Martin	74
3. Gary Patterson	60
4. Francis Schmidt	47
5. Jim Wacker	40

CAREER GAMES COACHED AT TCU

No. Coach	Games
1. Dutch Meyer	201
2. Abe Martin	145
3. Jim Wacker	100
4. Gary Patterson	85
5. Pat Sullivan	67
6. F.A. Dry	66
7. Francis Schmidt	57
8. Madison A. Bell	55

PATTERSON'S RECORD BREAKDOWN

vs. Conference Opponents	37-17
vs. Non-Conference Opponents	23-8
vs. Ranked Opponents	4-4
Home Games	33-6
Road Games	24-16
Neutral Site Games	3-3
August	0-1
September	21-8
October	19-7
November	15-6
December	5-3

2007 TCU DEPTH CHART

TCU OFFENSE					
LT	70	Marshall Newhouse	6-3	317	So.
	66	Robert Clark	6-6	255	Jr.
LG	64	Matty Lindner	6-4	298	Sr.
	60	Preston Phillips	6-6	293	Jr.
C	75	Blake Schlueter	6-3	272	Jr.
	74	Tony Savino OR	6-2	277	Sr.
	76	Jake Kirkpatrick	6-3	273	RFr.
RG	65	Giles Montgomery	6-5	295	Jr.
	73	Josh Karlin	6-4	280	So.
RT	79	Nic Richmond	6-8	298	So.
	61	Marcus Cannon	6-5	319	RFr.
TE	86	Shae Reagan	6-4	261	Jr.
	89	Quinton Cunigan	6-3	237	Sr.
FB	47	William Jackson	6-0	235	Sr.
	36	Chris Smith	5-11	231	So.
TB	24	Joseph Turner	6-1	226	So.
	32	Justin Watts	5-10	195	Jr.
	18	Ryan Christian	5-11	188	So.
QB	14	Andy Dalton	6-3	210	RFr.
	11	Marcus Jackson	6-1	216	So.
	12	Zack Eskridge	6-3	195	RFr.
WR (Z)	3	Marcus Brock	6-0	182	Sr.
	1	Walter Bryant	6-4	206	Jr.
WR (X)	21	Ervin Dickerson	6-1	200	Sr.
	88	Jimmy Young	6-1	200	RFr.
WR (H)	13	Derek Moore	6-3	177	Sr.
	30	William Cage OR	6-4	202	Jr.
	26	Bart Johnson	6-1	190	RFr.
WR (Y)	2	Donald Massey	5-11	172	Jr.
	85	Jeremy Kerley	5-10	185	Fr.

TCU DEFENSE					
	98	Jerry Hughes	6-2	248	So.
	42	Matt Panfil	6-2	232	Jr.
NT	69	Kelly Griffin	6-1	280	Fr.
	57	Cory Grant	6-2	303	RFr.
	94	Henry Niutei	6-4	292	RFr.
DT	56	Cody Moore	6-1	292	Jr.
	90	John Fonua	5-10	270	Jr.
RE	97	Tommy Blake	6-3	252	Sr.
	42	Matt Panfil	6-2	232	Jr.
	91	Allen Christopher	6-4	236	So.
SLB	46	David Hawthorne OR	6-0	225	Sr.
	51	Robert Henson	6-1	228	Jr.
MLB	39	Jason Phillips	6-1	234	Jr.
	41	Daryl Washington	6-3	228	So.
	37	Darius Ingram	6-2	235	Sr.
SS	29	Stephen Hodge	6-0	212	Jr.
	28	Colin Jones	6-0	205	RFr.
FS	27	David Roach	6-2	215	Sr.
	4	Steven Coleman	6-3	204	Jr.
	40	Tejay Johnson	6-1	195	Fr.
WS	6	Brian Bonner	5-11	199	Sr.
	19	Corderra Hunter	6-2	202	So.
LCB	20	Nick Sanders	5-10	174	So.
	9	Alex Ibiloye	6-0	170	RFr.
RCB	10	Rafael Priest	5-10	163	So.
	15	Torrey Stewart	5-11	175	Sr.

TCU SPECIALISTS					
PK	44	Chris Manfredini	5-9	165	Sr.
H	13	Derek Moore	6-3	177	Sr.
SSN	75	Blake Schlueter	6-3	272	Jr.
KO	58	Drew Combs	6-3	225	So.
P	11	Derek Wash	6-4	177	Sr.
	38	Anson Kelton	6-4	260	Fr.
LSN	54	Clint Gresham	6-3	225	So.
KR	2	Donald Massey OR	5-11	172	Jr.
	3	Marcus Brock	6-0	182	Sr.
PR	6	Brian Bonner OR	5-11	199	Sr.
	3	Marcus Brock	6-0	182	Sr.

PRONUNCIATION GUIDE	
Zack Eskridge, QB	ESK-Ridge
John Fonua, NT	FOE-new-uh
Corderra Hunter, CB	core-DARE-uh
Alex Ibiloye, CB	EE-bow-loy-ay
Darius Ingram, LB	DARE-ee-us
Tejay Johnson, S	T.J.
Chris Manfredini, PK	MAN-fruh-dee-knee
Heath Raetz, OT	Rates
Shae Reagan, TE	SHAY
Tony Savino, C	Suh-VEE-no
Blake Schlueter, C	Sh-LOU-tur

Career Starts by TCU Players					
No.	Player	Starts	No.	Player	Starts
1.	David Hawthorne, LB	36		Steven Coleman, S	10
	Jason Phillips, LB	36		Andy Dalton, QB	10
3.	Chase Ortiz, DE	35	23.	Quinton Cunigan, TE	7
4.	Tommy Blake, DE	31	24.	Matt Panfil, DE	6
5.	David Roach, S	26		Shae Reagan, TE	6
6.	Brian Bonner, S	24	26.	William Jackson, FB	5
	Rafael Priest, CB	24		Justin Watts, TB	5
	Nick Sanders, CB	24	28.	Donald Massey, WR	4
9.	Matty Lindner, OG	23	29.	Robert Henson, LB	3
	Blake Schlueter, C	23		Stephen Hodge, S	3
11.	Aaron Brown, TB	15	31.	Walter Bryant, WR	2
	Derek Moore, WR	15		Trey Englert, TE	2
13.	Cody Moore, DT	14		Evan Frosch, TE	2
14.	Wade Sisk, OT	13		Joseph Turner, TB	2
15.	Giles Montgomery, OG	12	35.	Ryan Christian, TB	1
16.	Ervin Dickerson, WR	11		Jerry Hughes, DE	1
	Kelly Griffin, NT	11		Marcus Jackson, QB	1
	Marshall Newhouse, OT	11		Bart Johnson, WR	1
	Nic Richmond, OT	11		Preston Phillips, OG	1
20.	Marcus Brock, WR	10		Tony Savino, C	1

2007 TCU TWO-DEEP PLAYER BRIEFS

TCU OFFENSE

LT	70	Marshall Newhouse	6-3	317	So.	Cousin of former NFL fullback Robert Newhouse; Credited with a 3-yard carry against New Mexico
	66	Robert Clark	6-6	255	Jr.	Won the discus at the 5A state meet as a senior at Weatherford High School
LG	64	Matty Lindner	6-4	298	Sr.	All-MWC candidate who appears on the watch list for the Outland Trophy; 2nd-team All-MWC '06
	60	Preston Phillips	6-6	293	Jr.	Made his first collegiate start in the New Mexico game; Has played in nine contests this season
C	75	Blake Schlueter	6-3	272	Jr.	On the watch list for the Rimington Award as the nation's top center; Blocked 13 kicks at Ganado HS
	74	Tony Savino OR	6-2	277	Sr.	Made his first collegiate start at Wyoming; Had a pass reception for two yards against Air Force in '06
	76	Jake Kirkpatrick	6-3	273	RFr.	Did not play football until his senior year at Robert E. Lee High School in Tyler
RG	65	Giles Montgomery	6-5	295	Jr.	His first career start came in the 2005 Houston Bowl win over Iowa State
	73	Josh Karlin	6-4	280	So.	Biology major who has seen action in seven games this season; Lettered in the 2006 campaign
RT	79	Nic Richmond	6-8	298	So.	His first 11 collegiate starts have come in 2007; Played tennis at South Garland High School
	61	Marcus Cannon	6-5	319	RFr.	Has played in all 11 games; Ranked 59th nationally among prep offensive linemen by Rivals.com
TE	86	Shae Reagan	6-4	261	Jr.	Converted QB; Returned to action against UNLV after missing four games due to injury
	89	Quinton Cunigan	6-3	237	Sr.	Has a reception in five of the last seven games; Had a career-long 27-yard catch at Stanford
FB	47	William Jackson	6-0	235	Sr.	Holds the school record for pounds (710) lifted in the squat by a RB, setting the mark in Spring 2006
	36	Chris Smith	5-11	231	So.	Six carries for 16 yards versus New Mexico; Had a 14-yard TD run against UC Davis last season
TB	24	Joseph Turner	6-1	226	So.	Posted his first 100-yard game with 115 yards on 28 carries vs. New Mexico; 361 yards on the season
	32	Justin Watts	5-10	195	Jr.	Has started two games in place of an injured Aaron Brown; Sixth on TCU with 149 yards rushing
	18	Ryan Christian	5-11	188	So.	Moved from wide receiver during preseason camp; Second among tailbacks with 13 receptions
QB	14	Andy Dalton	6-3	210	RFr.	Has two 300-yard passing games; 58.9 comp. pct.; TCU's top rusher in each of the last two games
	11	Marcus Jackson	6-1	216	So.	Has led TD drives in 3 straight games; Completed 12-of-18 passes last two weeks; Started at Wyoming
	12	Zack Eskridge	6-3	195	RFr.	Saw action late in the New Mexico and UNLV games
WR (Z)	3	Marcus Brock	6-0	182	Sr.	His 23 receptions nearly triple his career total of eight entering 2007; 23-yard punt return vs. UNLV
	1	Walter Bryant	6-4	206	Jr.	Has totaled 17 receptions to nearly double his total of 10 in 2006
WR (X)	21	Ervin Dickerson	6-1	200	Sr.	Team-high totals in receptions (33), yards (426) and touchdowns (four); Career-best six grabs at BYU
	88	Jimmy Young	6-1	200	RFr.	Three receptions for 110 yards at Stanford, including a 70-yard TD; 21 receptions on the year
WR (H)	13	Derek Moore	6-3	177	Sr.	Has made 15 career starts with 45 receptions; Twelve catches for 169 yards in the last four games
	30	William Cage OR	6-4	202	Jr.	Made the tackle on the Wyoming punter for a 14-yard loss to help key TCU's fourth-quarter comeback
	26	Bart Johnson	6-1	190	RFr.	Has two TD catches on four receptions; Returned a blocked punt for a TD vs. SMU
WR (Y)	2	Donald Massey	5-11	172	Jr.	Tied for third on the Frogs with 23 receptions for 274 yards (11.9 average); Had 26 catches in 2006
	85	Jeremy Kerley	5-10	185	Fr.	True freshman and former prep QB; Has four receptions and a pair of 27-yard pass completions


TCU DEFENSE

LE	93	Chase Ortiz	6-3	255	Sr.	Two-time All-MWC; On watch lists for four postseason awards; Has eight sacks and 14.5 TFLs
	98	Jerry Hughes	6-2	248	So.	High school tailback who lettered as a true freshman last season; Made his first start vs. New Mexico
	42	Matt Panfil	6-2	232	Jr.	Has made six starts in '07; Career-high eight tackles at Wyoming; Combined on two sacks vs. CSU
NT	69	Kelly Griffin	6-1	280	Fr.	The first true freshman to start in the Gary Patterson head-coaching era; Has started all 11 games
	57	Cory Grant	6-2	303	RFr.	Has two sacks for a minus-18 yards among 14 tackles this season
	94	Henry Niutei	6-4	292	RFr.	Saw his first action late in the New Mexico contest; Made the travel squad for the Stanford game
DT	56	Cody Moore	6-1	292	Jr.	First year as a full-time starter; Has totaled 23 stops and four TFLs, including a sack versus UNLV
	90	John Fonua	5-10	270	Jr.	J.C. transfer (L.A. Valley College) in his first season at TCU; Has posted 14 stops with two TFLs
RE	97	Tommy Blake	6-3	252	Sr.	Preseason All-American; Has a sack in two straight games; Tied for third at TCU with 22 career sacks
	42	Matt Panfil	6-2	232	Jr.	Has made six starts in '07; Career-high eight tackles at Wyoming; Combined on two sacks vs. CSU
	91	Allen Christopher	6-4	236	So.	Posted his first collegiate sack in the Colorado State game; Has totaled eight stops this season
SLB	46	David Hawthorne OR	6-0	225	Sr.	Graduate student with a team-best and career-high 73 tackles; Tied for TCU lead with 35 career starts
	51	Robert Henson	6-1	228	Jr.	Two-time honorable-mention All-MWC selection; Fourth on team with 58 tackles; 191 career stops
MLB	39	Jason Phillips	6-1	234	Jr.	Named the State's Best Linebacker by <i>Dave Campbell's Texas Football</i> ; Two-time All-MWC selection
	41	Daryl Washington	6-3	228	So.	Has blocked three punts in '07; 32 stops with 3 TFLs; Career-high seven tackles at Stanford and BYU
	37	Darius Ingram	6-2	235	Sr.	LSU transfer who lettered in a reserve role the last two seasons; Had a TFL versus Colorado State
SS	29	Stephen Hodge	6-0	212	Jr.	Career-high 11 tackles vs. UNLV; MWC Defensive POTW against UNM; Six sacks in past 5 contests
	28	Colin Jones	6-0	205	RFr.	Blocked a punt against SMU which was scooped up and returned for a touchdown by Bart Johnson
FS	27	David Roach	6-2	215	Sr.	Graduate student second on TCU with a career-high 68 tackles; Has forced two fumbles with 5 PBUs
	4	Steven Coleman	6-3	204	Jr.	43 stops, two TFLs, three picks, six PBUs; Has five interceptions in the last 15 games
	40	Tejay Johnson	6-1	195	Fr.	True freshman who scored three defensive TDs for South Garland HS in '06; Seven tackles this year
WS	6	Brian Bonner	5-11	199	Sr.	All-MWC safety and return specialist; Fourth on TCU with 63 stops; Active career leader with 7 picks
	19	Corderra Hunter	6-2	202	So.	Had his first career interception late in the New Mexico game
LCB	20	Nick Sanders	5-10	174	So.	Freshman All-American in 2006; Has 28 tackles, four pass break-ups and an interception this season
	9	Alex Ibiloye	6-0	170	RFr.	Redshirted last season; Also contributes on special teams; Six tackles on the year
RCB	10	Rafael Priest	5-10	163	So.	Has 24 consecutive starts; Team-best 3 Ints. and 8 PBUs; Scored on a 13-yard fumble return vs. UNM
	15	Torrey Stewart	5-11	175	Sr.	Returned a pick 45 yards for a TD at Texas; Four tackles and a forced fumble against UNLV

TCU SPECIALISTS

PK	44	Chris Manfredini	5-9	165	Sr.	Graduate student 19-of-24 on field goals in '07, 44-of-51 at TCU and 54-of-62 in his collegiate career
LSN	54	Clint Gresham	6-3	225	So.	Transfer from Oklahoma who took part in spring drills for the Frogs
H	13	Derek Moore	6-3	177	Sr.	In his first season as the holder; Senior wide receiver with 15 career starts and 45 receptions
KO	58	Drew Combs	6-3	225	So.	Originally attended Arkansas as a walk-on; Born with a left arm that ends just below the elbow
P	11	Derek Wash	6-4	177	Sr.	Averaging 43.6 yards to place second in the MWC and 16th nationally; On Ray Guy Award Watch List
	38	Anson Kelton	6-4	260	Fr.	True freshman who was an all-region defensive end as a senior at Aledo High School last season
SSN	75	Blake Schlueter	6-3	272	Jr.	On the watch list for the Rimington Award as the nation's top center; Blocked 13 kicks at Ganado HS
KR	2	Donald Massey OR	5-11	172	Jr.	Averaging 18.6 yards per kickoff return; Had a career best 69-yard effort at Baylor in 2006
	3	Marcus Brock	6-0	182	Sr.	Has a team-best 27.4 kickoff return average; Posted a career-long 49-yard return at Texas
PR	6	Brian Bonner OR	5-11	199	Sr.	All-MWC return specialist and safety; Averaging 12.5 yards on punt returns to rank 17th nationally
	3	Marcus Brock	6-0	182	Sr.	Had a 23-yard punt return against UNLV on his first attempt of the season

 **Baylor** **0**

 **No. 22 TCU** **27**



September 1, 2007 • Attendance: 35,606
Amon G. Carter Stadium • Fort Worth, Texas

FORT WORTH, Texas (AP) - Even without standout defensive end Tommy Blake on the field, TCU's dominating defense pitched a season-opening shutout.

The No. 22 Horned Frogs gave up some yards before halftime, but not any points in a 27-0 victory Saturday over Baylor -- the first of three former in-state Southwest Conference rivals TCU plays in the opening month of the season.

Andy Dalton threw for 205 yards and a touchdown in his first college start, and Justin Watts and Ryan Christian ran for scores as the Frogs won their ninth straight game. Chris Manfredini kicked two field goals after missing wide right on a 29-yard attempt during the opening drive.

The Frogs had three of their four interceptions and held Baylor to only 78 yards after halftime. Baylor had 204 yards in the first half.

Chase Ortiz, TCU's other All-MWC defensive end, got to quarterback Blake Szymanski and knocked the ball loose on the first play after halftime. The play was initially called a fumble recovered by the Frogs. Even though the play was overturned and made an incomplete pass after being reviewed, the tone was set for the second half.

TCU's last shutout was a 52-0 win at home against San Diego State last November. Baylor was shut out for the first time since 2005, when it was blanked in consecutive games against Texas Tech (28-0) and Texas (62-0).

Linebacker Jason Phillips made a nifty pickoff early in the fourth quarter, reaching back to grab Szymanski's pass thrown behind the intended receiver. Phillips returned it 34 yards to the Baylor 20, setting up Dalton's 14-yard TD pass to Ervin Dickerson that made it 24-0.

Dalton was 18-for-30 passing. But he had an interception and a fumble, losing the ball at the Baylor 1 on a keeper later in the first quarter.

Szymanski won a four-quarterback battle this fall, a competition that included a 25-year-old senior transfer from Kent State and a junior college transfer. He was 23-of-47 passing for 216 yards with three of the interceptions.

Watts (1 yard) and Christian (12 yards) scored in the second quarter to give TCU a 14-0 lead.

Both teams had missed field goals on their first drives. Baylor's Shea Brewster also missed a 35-yard kick in the third quarter.

TCU has won its last five games against Big 12 teams, a streak that started with a season-opening victory at Oklahoma in 2005. But a week after that upset of the Sooners, the Frogs lost to SMU -- the opponent when they play their next home game in three weeks.

SCORE BY QUARTERS	1	2	3	4	F
Baylor	0	0	0	0	0
TCU	0	14	0	13	27

SCORING SUMMARY

Second Quarter

TCU - Watts 1 run (Manfredini kick), 14:18
TCU - Christian 12 run (Manfredini kick), 4:34

Fourth Quarter

TCU - Manfredini 27 field goal, 14:10
TCU - Dickerson 14 pass from Dalton (Manfredini kick), 12:30
TCU - Manfredini 34 field goal, 4:50

TEAM STATISTICS

	TCU	BU
FIRST DOWNS	16	16
RUSHES-YARDS (NET)	45-181	25-51
PASSING YARDS (NET)	205	231
Passes Att-Comp-Int.	18-30-0	26-55-4
TOTAL OFFENSE PLAYS-YARDS	75-386	80-282
Fumble Returns-Yards-Touchdowns	0-0-0	0-0-0
Punt Returns-Yards-Touchdowns	5-67-0	6-38-0
Kickoff Returns-Yards-Touchdowns	1-9-0	4-66-0
Interception Returns-Yards-Touchdowns	4-87-0	0-0-0
Punts (Number-Avg)	7-44.3	9-36.9
Fumbles-Lost	4-2	3-0
Penalties-Yards	8-55	5-45
Possession Time	32:08	27:52
Third-Down Conversions	3 of 15	7 of 20
Fourth-Down Conversions	1 of 2	1 of 1
Red-Zone Scores-Chances	5-8	0-2
Sacks By: Number-Yards	1-11	2-15

RUSHING: TCU - Turner 9-56; Christian 9-40; Brown 5-27; Watts 8-23, M. Jackson 3-17, Brock 1-8, Dalton 7-7, W. Jackson 2-2, Dickerson 1-1. **BU** - Whitaker 12-27, Jones 7-19, Szymanski 6-5.

PASSING: TCU - Dalton 18-30-0-205. **BU** - Szymanski 23-47-3-216, Beatty 3-8-1-15.

RECEIVING: TCU - Brock 5-47; Young 2-35; Dickerson 2-23; Bryant 2-11; Christian 2-5, Reagan 1-50; Massey 1-28; Brown 1-5; Cunigan 1-1; Moore 1-0. **BU** - Fenty 5-35; Baker 4-47; Smith 4-38; Taylor 3-51; Akers 3-36; Whitaker 3-8; Mitchell 2-11; Gettis 2-5.

 **No. 19 TCU** **13**

 **No. 7 Texas** **34**



September 8, 2007 • Attendance: 84,621
Daryl Royal - Texas Memorial Stadium • Austin, Texas

AUSTIN, Texas (AP) - Colt McCoy passed for a touchdown, set up another with a long run, and the Texas defense carried the No. 7 Longhorns to a 34-13 win over No. 19 TCU.

McCoy, who threw two first-half interceptions, including one that was returned for a touchdown, cut a 10-0 TCU lead in the third quarter with a 33-yard strike to Nate Jones.

The Texas defense did the rest. Brandon Foster returned a fumble by TCU punter Derek Walsh for a TD and the Longhorns held the Horned Frogs to 251 total yards.

Jones had eight catches for 91 yards and Jamaal Charles tacked on a 39-yard touchdown run in the fourth quarter with just under three minutes left. McCoy finished 25-of-38 for 239 yards. Charles finished with 134 yards, most coming in the second half.

McCoy's shaky start led to TCU's early lead and had the purple-clad Horned Frogs fans sprinkled throughout the stadium thinking they might get the win.

Thorey Stewart faked a blitz, then dropped off and snagged an easy interception. From there, it was a race to the end zone. Linebacker Jason Phillips got a good block on the McCoy, leaving Stewart to run straight toward a large section of TCU fans.

Another interception by David Roach left McCoy holding up his arms as if to ask "What happened?" and set up Chris Manfredini's 19-yard field goal.

Shut out in the first half, Texas got untracked in the third quarter, rolling up nearly 150 yards and keeping the Horned Frogs off the field. TCU didn't have a first down in the second half until midway through the fourth.

On his TD pass, McCoy rolled to his right to avoid the rush, then floated an easy pass to Jones who was dragging across the middle of the end zone.

Texas had tied it 10-10 before McCoy's long run set up the go-ahead score. Dropping back to pass, he saw the middle come open and took off running to the TCU 1. Vondrell McGee punched in the TD two plays later.

TCU got within 27-13 on Manfredini's second field goal late in the fourth, but Texas recovered the onside kick. On 3rd-and-6, Charles burst up the middle for the final score.

SCORE BY QUARTERS	1	2	3	4	F
TCU	0	10	0	3	13
Texas	0	0	10	24	34

SCORING SUMMARY

Second Quarter

TCU - Stewart 25 interception return (Manfredini kick), 3:33
TCU - Manfredini 19 field goal, 0:17

Third Quarter

Texas - Jones 33 pass from McCoy (Bailey kick), 12:16
Texas - Bailey 28 field goal, 0:42

Fourth Quarter

Texas - McGee 1 run (Bailey kick), 14:09
Texas - Bailey 20 field goal, 9:43
Texas - Foster 20 fumble return (Bailey kick), 7:01
TCU - Manfredini 37 field goal, 4:23
Texas - Charles 39 run (Bailey kick), 2:42



TEAM STATISTICS

	TCU	UT
FIRST DOWNS	15	19
RUSHES-YARDS (NET)	32-43	36-176
PASSING YARDS (NET)	208	239
Passes Att-Comp-Int.	23-37-1	25-38-2
TOTAL OFFENSE PLAYS-YARDS	69-251	74-415
Fumble Returns-Yards-Touchdowns	0-0-0	1-20-1
Punt Returns-Yards-Touchdowns	3-45-0	3-18-0
Kickoff Returns-Yards-Touchdowns	4-77-0	2-50-0
Interception Returns-Yards-Touchdowns	2-70-1	1-0-0
Punts (Number-Avg)	6-44.5	4-42.0
Fumbles-Lost	6-3	0-0
Penalties-Yards	13-100	8-69
Possession Time	28:40	31:20
Third-Down Conversions	5 of 16	6 of 15
Fourth-Down Conversions	1 of 3	0 of 0
Red-Zone Scores-Chances	2-2	3-4
Sacks By: Number-Yards	0-0	3-36

RUSHING: TCU - Christian 10-41; Watts 10-29; Turner 2-4; Brock 1-1; Jackson 1-1; Dalton 7-minus 16. **UT** - Charles 22-134; McCoy 5-34; Ogbonnaya 4-6; McGee 4-5; Jones 1-13.

PASSING: TCU - Dalton 23-37-1-208. **UT** - McCoy 25-38-2-239.

RECEIVING: TCU - Massey 4-53; Dickerson 3-45; Brock 3-17; Christian 3-7; Watts 3-6; Bryant 2-38; Moore 2-20; Reagan 1-14; Kerley 1-5; Young 1-3. **UT** - Jones 8-91; Cosby 6-51; Finley 4-54; Sweed 4-26; Ogbonnaya 1-7; Ullman 1-6; Charles 1-4.

 TCU	17
OT	
 Air Force	20



September 13, 2007 • Attendance: 31,556
Falcon Stadium • USAFA, Colo.

USAFA, Colo. (AP) - Ryan Harrison's 33-yard field goal on second down gave Air Force a 20-17 overtime victory over TCU. Harrison's winner followed a miss by TCU kicker Chris Manfredini, whose 36-yard attempt hit the left upright on the first possession of overtime. The Falcons had tied it on Jim Ollis' 71-yard TD run on an option pitch from Shaun Carney with 5:55 left.

Twice in the third quarter, the Horned Frogs were turned away near the goal line, on a blocked field goal and an interception.

Finally, Dalton hit Walter Bryant in the back of the end zone for an 11-yard score one play after the Frogs got a first down by the nose of the football, to make it 17-3 with 13:10 left.

But Carney responded by hitting Travis Dekker for 50 yards, setting up a 9-yard touchdown strike to Keith Madsen that pulled the Falcons within a touchdown with 8 minutes remaining.

The Falcons gave up great field position to TCU when Horned Frogs up-man Derek Moore recovered the onside kick, but Air Force forced a three-and-out and took over at its 20.

On fourth-and-1 from the Falcons 29, Carney pitched to Ollis, who scampered 71 yards for the tying touchdown with 5:55 left.

TCU capitalized on a blocked punt and an interception to take a 10-3 halftime lead despite an offense without tailback Aaron Brown, who missed his second straight game with a knee injury. Stephen Hodges sliced through the Falcons' widespread punt formation to block Harrison's first punt, and Andy Burrell recovered at the Air Force 27. But the Frogs managed to move just five yards and had to settle for Manfredini's 39-yard field goal.

Manfredini's 20-yarder in the third quarter was blocked by Chris Thomas, the 100th blocked kick by Air Force since 1990.

After Steven Coleman's interception at midfield, TCU again had trouble moving the ball. The Frogs committed three penalties and a fumble but still managed to drive downfield for the touchdown on Dalton's 5-yard fade pass to Ervin Dickerson just before he tumbled out of bounds.

After Harrison was wide right on a 50-yard field goal try that was plenty long enough, the Horned Frogs drove to the Falcons 22 before Garrett Rybak forced and recovered a fumble by Christian at the end of an 11-yard scamper.

Harrison then nailed a career-long 57-yarder with 1:31 left before halftime, which was nothing like the thrilling 33-yarder he would hit in overtime.

SCORE BY QUARTERS	1	2	3	4	OT	F
TCU	3	7	0	7	0	17
Air Force	0	3	0	14	3	20

SCORING SUMMARY

First Quarter

TCU - Manfredini 39 field goal, 11:30

Second Quarter

TCU - Dickerson 5 pass from Dalton (Manfredini kick), 11:37

AF - Harrison 57 field goal, 1:31

Fourth Quarter

TCU - Bryant 11 pass from Dalton (Manfredini kick), 13:10

AF - Madsen 9 pass from Carney (Harrison kick), 8:21

AF - Ollis 71 run (Harrison kick), 5:55

Overtime

AF - Harrison 33 field goal



TEAM STATISTICS


	TCU	AF
FIRST DOWNS	20	15
RUSHES-YARDS (NET)	32-89	42-146
PASSING YARDS (NET)	320	193
Passes Att-Comp-Int.	29-45-2	17-28-1
TOTAL OFFENSE PLAYS-YARDS	77-409	70-339
Fumble Returns-Yards-Touchdowns	0-0-0	0-0-0
Punt Returns-Yards-Touchdowns	6-58-0	1-4-0
Kickoff Returns-Yards-Touchdowns	2-15-0	2-46-0
Interception Returns-Yards-Touchdowns	1-4-0	2-0-0
Punts (Number-Avg)	5-46.8	8-40.8
Fumbles-Lost	0-0	0-0
Penalties-Yards	6-33	6-47
Possession Time	29:07	30:53
Third-Down Conversions	5 of 15	3 of 14
Fourth-Down Conversions	0 of 1	2 of 2
Red-Zone Scores-Chances	2-5	2-2
Sacks By: Number-Yards	4-40	0-0

RUSHING: TCU - Watts 12-48; Christian 13-31; Dalton 7-10. AF - Ollis 16-138; Stephens 8-26; Hall 5-15; Williams 2-5; TEAM 1-minus 3; Carney 10-minus 35.

PASSING: TCU - Dalton 29-45-2-320. AF - Carney 17-28-1-193.

RECEIVING: TCU - Christian 6-74; Dickerson 5-68; Massey 5-58; Brock 5-40; Bryant 3-35; Young 2-20; Reagan 1-13; Kerley 1-11; Watts 1-1. AF - Root 6-53; Hall 6-48; Dekker 4-83; Madsen 1-9.

 SMU	7
 TCU	21



September 22, 2007 • Attendance: 31,511
Amon G. Carter Stadium • Fort Worth, Texas

FORT WORTH, Texas (AP) - TCU scored on a blocked punt and an interception return, then held on through a scoreless second half to beat SMU 21-7.

The victory avenged TCU's only loss of the 2005 season in the first meeting of the crosstown rivals since then.

Both teams squandered multiple scoring opportunities. TCU lost two fumbles inside the SMU 20-yard line, and the Mustangs were 0-for-3 on fourth down inside the TCU 25.

The Horned Frogs had as many touchdowns and first downs - two - in the first 20 minutes of the game. They led 14-7 thanks to a blocked punt and an interception.

Colin Jones blocked Thomas Morstead's punt, and Bart Johnson picked it up and took it 17 yards into end zone for a 7-7 tie with 4:14 left in the first quarter. Robert Henson scored on a 43-yard interception return with 11:47 remaining in the first half.

Backup quarterback Marcus Jackson replaced starter Andy Dalton for a series in the first half and led TCU on a 16-play, 78-yard drive that ended with a 15-yard touchdown pass to Derek Moore.

Jackson and Dalton spent the rest of the game rotating at quarterback, with Jackson completing six of 12 passes for 68 yards and Dalton five of 14 attempts for 40 yards.

SMU quarterback Justin Willis was 19-of-31 for 203 yards, and the Mustangs held a 12-minute advantage in time of possession.

TCU, which was ranked as high as No. 19, snapped a two-game losing streak. SMU lost its 16th consecutive nonconference road game.

DeMyron Martin scored on a 15-yard run for SMU in the first quarter. He finished with 100 yards on 19 carries.

SCORE BY QUARTERS	1	2	3	4	F
SMU	7	0	0	0	7
TCU	7	14	0	0	21

SCORING SUMMARY

First Quarter

SMU - Martin 15 run (Morstead kick), 7:42

TCU - B. Johnson 17 blocked punt return (Manfredini kick), 4:14

Second Quarter

TCU - Henson 58 interception return (Manfredini kick), 11:47

TCU - Moore 15 pass from Jackson (Manfredini kick), 3:40



TEAM STATISTICS

	TCU	SMU
FIRST DOWNS	13	23
RUSHES-YARDS (NET)	34-142	47-149
PASSING YARDS (NET)	108	203
Passes Att-Comp-Int.	11-26-0	19-34-1
TOTAL OFFENSE PLAYS-YARDS	60-250	81-352
Fumble Returns-Yards-Touchdowns	0-0-0	0-0-0
Punt Returns-Yards-Touchdowns	4-96-1	4-37-0
Kickoff Returns-Yards-Touchdowns	2-32-0	4-82-0
Interception Returns-Yards-Touchdowns	1-58-1	0-0-0
Punts (Number-Avg)	8-45.9	8-36.0
Fumbles-Lost	3-2	1-1
Penalties-Yards	12-110	5-30
Possession Time	23:55	36:05
Third-Down Conversions	6 of 14	4 of 16
Fourth-Down Conversions	0 of 0	1 of 4
Red-Zone Scores-Chances	1-3	1-3
Sacks By: Number-Yards	4-39	1-6

RUSHING: TCU - Brown 11-92; Jackson 9-40; Watts 4-16; Christian 4-7; Dalton 1-0; Brock 1-minus-6; TEAM 4-minus-7. SMU - Martin 19-100; Willis 21-42; Mapps 7-7.

PASSING: TCU - Jackson 6-12-0-68; Dalton 5-14-0-40. SMU - Willis 19-34-1-203.

RECEIVING: TCU - Young 3-25; Brown 3-16; Moore 2-38; Bryant 1-17; Reagan 1-12; Brock 1-0. SMU - Sanders 7-98; Lowery 4-55; Sledge 3-22; Martin 2-18; Chase 2-9; Givens 1-1.

 Colorado State	12
 TCU	24



September 29, 2007 • Attendance: 32,807
Amon G. Carter Stadium • Fort Worth, Texas

FORT WORTH, Texas (AP) - Backup quarterback Marcus Jackson rushed for two touchdowns and threw for another to lead TCU past Colorado State 24-12 Saturday night.

Starter Andy Dalton suffered an injury on TCU's opening drive. Jackson had a 4-yard touchdown run on his first play of the game. Jackson was 11-for-26 passing for 137 yards and carried 17 times for 38 yards.

TCU (3-2, 1-1 Mountain West) played without defensive end Tommy Blake, who was placed on medical leave Tuesday for undisclosed reasons. Blake, who came into the season as a top NFL prospect, will miss at least one more game.

TCU's Aaron Brown, who has been slowed this season with a knee injury, rushed for 124 yards on 22 carries. It was his fifth career 100-yard rushing game.

Colorado State (0-4, 0-1) scored on its first possession when Jason Smith booted a 47-yard field goal.

Jackson was 0-for-3 passing in the first quarter, but heated up in the second. On TCU's season-best 90-yard drive, Jackson completed four passes for 73 yards. He connected with Shae Reagan on a 4-yard pass to put the Horned Frogs ahead 14-3.

Chris Manfredini's 19-yard field goal gave the Frogs a 17-3 halftime lead. In the third quarter, TCU scored again when Jackson rolled out to his left for his second 4-yard touchdown run.

Colorado State finished the scoring on Smith's 27-yard field goal and Caleb Hanie's 54-yard touchdown pass to Damon Morton. The two-point conversion failed, leaving the score at 24-12 a minute into the fourth quarter.

SCORE BY QUARTERS	1	2	3	4	F
Colorado State	3	0	3	6	12
TCU	7	10	7	0	24

SCORING SUMMARY

First Quarter

TCU - M. Jackson 4 run (Manfredini kick), 10:37

CSU - Smith 47 field goal, 5:34

Second Quarter

TCU - Reagan 4 pass from M. Jackson (Manfredini kick), 12:30

TCU - Manfredini 19 field goal, 3:04

Third Quarter

TCU - M. Jackson 4 run (Manfredini kick), 4:24

CSU - Smith 27 field goal, 0:57

Fourth Quarter



CSU - Morton 54 pass from Hanie (2-pt conversion failed)


TEAM STATISTICS	TCU	CSU
FIRST DOWNS	23	16
RUSHES-YARDS (NET)	48-201	28-55
PASSING YARDS (NET)	197	216
Passes Att-Comp-Int.	16-32-0	21-39-3
TOTAL OFFENSE PLAYS-YARDS	80-398	67-271
Fumble Returns-Yards-Touchdowns	0-0-0	0-0-0
Punt Returns-Yards-Touchdowns	3-29-0	3-15-0
Kickoff Returns-Yards-Touchdowns	4-62-0	5-118-0
Interception Returns-Yards-Touchdowns	3-27-0	0-0-0
Punts (Number-Avg)	5-44.4	5-39.2
Fumbles-Lost	2-2	0-0
Penalties-Yards	7-70	6-53
Possession Time	30:34	29:26
Third-Down Conversions	8 of 18	6 of 18
Fourth-Down Conversions	3 of 4	0 of 1
Red-Zone Scores-Chances	4-6	2-2
Sacks By: Number-Yards	4-16	2-15

RUSHING: TCU - Brown 22-124; M. Jackson 17-38; Dickerson 3-20; Dalton 3-11; Christian 2-7; Kerley 1-1. CSU - Morsure 10-34; Morton 1-19; Bell 7-9; Myers 3-3; Kaylor 1-minus-2; Hanie 6-minus-8.

PASSING: TCU - M. Jackson 11-26-0-137; Dalton 5-6-60-0. CSU - Hanie 21-38-3-216; Da. Morton 0-1-0-0.

RECEIVING: TCU - Dickerson 4-66; Brown 3-26; Young 2-25; Reagan 2-11; Moore 1-30; Brock 1-12; Cunigan 1-10; W. Jackson 1-9; Froesch 1-8. CSU - Roberts 4-42; Da. Morton 3-77; Walker 3-28; Bell 3-16; Di. Morton 2-25; Hill 2-5; Johnson 1-10; Morsure 1-5; Rupp 1-5; Kawulok 1-3.

 TCU	21
 Wyoming	24



October 6, 2007 • Attendance: 23,007
War Memorial Stadium • Laramie, Wyo.

LARAMIE, Wyo. (AP) - Hoost Marsh caught two touchdowns while Devin Moore and Wynel Seldon combined for 235 yards rushing as Wyoming beat TCU 24-21 on Saturday.

The Horned Frogs scored back-to-back touchdowns in the fourth quarter, but that wasn't enough to cross an 18-point gap Wyoming (3-1, 1-0) created on two touchdowns and a field goal earlier in the half.

TCU place-kicker Chris Manfredini had a chance to tie the game with a 48-yard field goal attempt as time expired, but the kick bounced off the right upright.

Marsh was wide open in the third quarter for an 8-yard catch and a score of 14-6, ending a 47-yard drive that began when Cowboys cornerback Michael Medina picked off Andy Dalton.

On the Cowboys' next possession, three pass interference calls against TCU helped move Wyoming to the Frogs' 2-yard line. Seldon ran in for a 21-6 Cowboys lead.

Billy Vinnedge kicked a 23-yard field goal for a 24-6 Cowboys lead in the fourth quarter, but TCU fought back, scoring the final 15 points.

Dalton connected with Ervin Dickerson for a 27-yard play and the Frogs' first touchdown of the game. Dalton then threw to Donald Massey for a 2-point conversion and a score of 24-14.

On TCU's next possession, Bart Johnson caught a 5-yard pass for the final score on his first career reception.

Marsh's first touchdown, a 65-yard reception, put Wyoming ahead 7-3 in the first quarter. TCU came within 7-6 on a 32-yard Manfredini field goal at the end of the first half. Manfredini also kicked a 51-yarder, a career best, on the Frogs' first possession.

SCORE BY QUARTERS	1	2	3	4	F
TCU	3	3	0	15	21
Wyoming	7	0	14	3	24

SCORING SUMMARY

First Quarter

TCU - Manfredini 51 field goal, 12:27

WY - Marsh 65 pass from Sween (Vinnedge kick), 12:10

Second Quarter

TCU - Manfredini 32 field goal, 0:06

Third Quarter

WY - Marsh 8 pass from Sween (Vinnedge kick), 6:25

WY - Seldon 2 run (Vinnedge kick), 2:54

Fourth Quarter

WY - Vinnedge 23 field goal, 8:25

TCU - Dickerson 26 pass from Dalton (Massey pass from Dalton), 6:30


TCU - Johnson 5 pass from Dalton (Manfredini kick), 2:17


TEAM STATISTICS	TCU	WY
FIRST DOWNS	22	22
RUSHES-YARDS (NET)	43-134	51-232
PASSING YARDS (NET)	210	134
Passes Att-Comp-Int.	22-39-1	12-26-1
TOTAL OFFENSE PLAYS-YARDS	82-344	77-366
Fumble Returns-Yards-Touchdowns	0-0-0	0-0-0
Punt Returns-Yards-Touchdowns	1-20-0	3-10-0
Kickoff Returns-Yards-Touchdowns	3-93-0	1-0-0
Interception Returns-Yards-Touchdowns	1-0-0	1-0-0
Punts (Number-Avg)	5-42.0	5-34.8
Fumbles-Lost	2-2	3-1
Penalties-Yards	5-54	2-25
Possession Time	29:09	30:51
Third-Down Conversions	6 of 18	5 of 16
Fourth-Down Conversions	2 of 3	0 of 2
Red-Zone Scores-Chances	2-2	3-3
Sacks By: Number-Yards	1-6	3-11

RUSHING: TCU - Brown 14-50; Christian 11-43; Watts 1-18; M. Jackson 5-11; Dalton 7-6; Kerley 1-6; Dickerson 1-0; Massey 1-0. WY - Moore 23-135; Seldon 20-100; Sween 7-11; Vinnedge 1-minus-14.

PASSING: TCU - Dalton 20-31-1-184; M. Jackson 7-7-0-26. WY - Sween 12-26-1-134.

RECEIVING: TCU - Massey 4-38; Brown 4-27; Dickerson 3-44; Bryant 3-32; B. Johnson 2-23; Young 2-19; Brock 1-13; Christian 1-5; Cunigan 1-5; Kerley 1-4. WY - Marsh 4-87; Betschart 3-21; Moore 2-9; Bolling 1-17; Ford 1-3; Seldon 1-minus-3.

 TCU	38
--	----

 Stanford	36
---	----



October 13, 2007 • Attendance: 37,777
Stanford Stadium • Stanford, Calif.

STANFORD, Calif. (AP) - Aaron Brown scored on a short run with 4:13 remaining to complete a 14-point comeback, and Robert Henson batted away Tavita Pritchard's fourth-down pass to preserve TCU's 38-36 victory over Stanford.

A week after slowing down USC's offense and pulling off one of the signature upsets in college football history, the Cardinal could not solve the TCU passing attack. Andy Dalton threw for 344 yards and two touchdowns as TCU ended a two-game slide. Brown rushed for 91 yards and caught five passes for 45 yards and a touchdown, and Jimmy Young caught three passes for 110 yards.

The teams traded scores through most of the first three quarters, with Anthony Kimble's 15-yard touchdown early in the second half putting the Cardinal ahead 28-17.

Stanford extended its lead when Derek Belch kicked a 37-yard field goal with 3:54 left in the third quarter following a drive that lasted more than six minutes.

It took the Frogs two plays and 37 seconds to draw within 31-24. Dalton hooked up with Young over the middle, who outran the Cardinal defense for a 70-yard touchdown.

Stanford then went three-and-out and the Frogs went 60 yards in nine plays, and a 2-yard pass from Dalton to Brown on fourth down tied it with 9:44 left.

Belch's second field goal, this time from 40 yards, put Stanford ahead 34-31 with 7:22 remaining. Dalton's 31-yard pass to Donald Massey set up Brown's go-ahead touchdown.

Stanford took a 21-17 lead into halftime as Pritchard threw touchdown passes of 5 yards to Evan Moore and 40 yards to Richard Sherman. Kimble followed with a rushing touchdown.

The Frogs scored a pair of rushing touchdowns in the first half on Dalton's 6-yard run and Joseph Turner's 17-yard dash. Chris Manfredini added a 25-yard field goal just before the break.

SCORE BY QUARTERS	1	2	3	4	F
TCU	0	17	7	14	38
Stanford	7	14	10	5	36

SCORING SUMMARY

First Quarter

STAN - Moore 5 pass from Pritchard (Belch kick), 1:16

Second Quarter

TCU - Dalton 6 run (Manfredini kick), 13:28

STAN - Sherman 40 pass from Pritchard (Belch kick), 6:49

TCU - Turner 17 run (Manfredini kick), 5:39

STAN - Kimble 1 run (Belch kick), 2:15

TCU - Manfredini 25 field goal, 0:29

Third Quarter

STAN - Kimble 15 run (Belch kick), 12:58

STAN - Belch 37 field goal, 3:54

TCU - Young 70 pass from Dalton (Manfredini kick), 3:17

Fourth Quarter

TCU - Brown 2 pass from Dalton (Manfredini kick), 9:55

STAN - Belch 40 field goal, 7:22

TCU - Brown 2 run (Manfredini kick), 4:13

STAN - Team Safety, 0:02

TEAM STATISTICS	TCU	STAN
FIRST DOWNS	29	27
RUSHES-YARDS (NET)	48-150	49-170
PASSING YARDS (NET)	344	194
Passes Att-Comp-Int.	23-34-0	15-30-0
TOTAL OFFENSE PLAYS-YARDS	82-494	79-364
Fumble Returns-Yards-Touchdowns	0-0-0	1-2-0
Punt Returns-Yards-Touchdowns	1-0-0	2-3-0
Kickoff Returns-Yards-Touchdowns	8-425-0	7-440-0
Interception Returns-Yards-Touchdowns	0-0-0	0-0-0
Punts (Number-Avg)	4-36.2	5-38.2
Fumbles-Lost	4-1	1-0
Penalties-Yards	7-71	5-52
Possession Time	27:11	32:49
Third-Down Conversions	5 of 14	5 of 16
Fourth-Down Conversions	1 of 3	3 of 4
Red-Zone Scores-Chances	5-5	4-5
Sacks By: Number-Yards	5-45	2-20


RUSHING: TCU - Brown 21-91; Turner 12-75; Watts 1-6; Dickerson 1-2; Smith 2-2; Dalton 1-minus-26. STAN - Kimble 19-109; Stewart 13-47; Pritchard 14-27; McGraw 1-4; Ostrander 1-minus-17.

PASSING: TCU - Dalton 23-34-344-0. STAN - Pritchard 12-27-0-171; Ostrander 3-3-0-23.

RECEIVING: TCU - Brown 5-45; Young 3-110; Brock 3-20; Watts 2-40; Cunigan 2-35; Dickerson 2-25; Bryant 2-23; Frosch 2-14; Massey 1-31; Christian 1-1. STAN - Sherman 4-112; Moore 3-32; Bradford 2-17; Ladner 2-9; Kimble 1-14; Marecic 1-4; Stewart 1-3; Gunder 1-3.

 Utah	27
--	----

 TCU	20
---	----



October 18, 2007 • Attendance: 25,391-
Amon G. Carter Stadium • Fort Worth, Texas

FORT WORTH, Texas (AP) - Darrell Mack pounded his way for 100 yards rushing with a touchdown and Utah won its fourth straight game since starting quarterback Brian Johnson returned from injury, beating TCU 27-20.

Johnson, who missed three games after separating his shoulder in the season opener, completed 13 of 20 passes for 120 yards and a touchdown. Mack and Johnson accounted for all but seven of Utah's 227 total yards.

Chris Manfredini kicked a 41-yard field goal for TCU with 2:07 left and the Frogs thought they had the ball back when David Hawthorne recovered an onside kick. But officials ruled Hawthorne touched the ball before it went 10 yards, and confirmed that after a lengthy replay review.

TCU's Andy Dalton was 20-of-45 for 159 yards with four interceptions. He had been picked off only four times the first six games and was coming off a 344-yard game in a win at Stanford.

Martail Burnett, Utah's 262-pound senior defensive end, returned one of the interceptions 55 yards for a touchdown with 54 seconds left in the first half. It put Utah ahead 24-14.

Louie Sakoda's 41-yard field goal midway through the fourth quarter was Utah's only score after halftime.

Mack's 1-yard TD run capped an game-opening 58-yard drive, and Sakoda kicked a 31-yard field goal after Dalton's first interception.

The Horned Frogs used special teams and a trick play early in the second quarter to erase a 10-0 deficit. Daryl Washington blocked his third punt of the season, deflecting Sakoda's kick straight up into the air. The ball bounced into the hands of Stephen Hodge, who returned it 31 yards for a touchdown. Utah then went three-and-out, and Brian Bonner had a 30-yard punt return.

After Dalton handed off to Jeremy Kerley sweeping right, it was a throwback to Dalton, who gained 27 yards to the 1. That set up Marcus Brock's TD run that put TCU up 14-10.

Utah went ahead to stay at 17-14 when Johnson threw a 24-yard TD to Marquis Wilson with 3:20 left in the first half.

Manfredini, who later missed a 22-yarder, made a 37-yard field goal on the final play of the first half to get the Frogs to 24-17. His kick hit the left upright and barely cleared the crossbar when it dropped straight down.

SCORE BY QUARTERS	1	2	3	4	F
Utah	10	14	0	3	27
TCU	0	17	0	3	20

SCORING SUMMARY

First Quarter

UT - Mack 1 run (Sakoda kick), 8:59

UT - Sakoda 31 field goal, 0:38

Second Quarter

TCU - Hodge 31 blocked punt return (Manfredini kick), 14:06

TCU - Brock 1 run (Manfredini kick), 10:43

UT - Wilson 24 pass from B. Johnson (Sakoda kick), 3:20

UT - Burnett 55 interception return (Sakoda kick), 0:54

TCU - Manfredini 37 field goal, 0:00

Fourth Quarter

UT - Sakoda 41 field goal, 7:51

TCU - Manfredini 41 field goal, 2:07

TEAM STATISTICS	TCU	UTAH
FIRST DOWNS	20	16
RUSHES-YARDS (NET)	27-94	50-107
PASSING YARDS (NET)	191	120
Passes Att-Comp-Int.	46-21-4	20-13-1
TOTAL OFFENSE PLAYS-YARDS	73-285	70-227
Fumble Returns-Yards-Touchdowns	0-0-0	0-0-0
Punt Returns-Yards-Touchdowns	8-112-1	2-14-0
Kickoff Returns-Yards-Touchdowns	4-110-0	3-51-0
Interception Returns-Yards-Touchdowns	1-0-0	4-58-1
Punts (Number-Avg)	5-41.4	8-36.8
Fumbles-Lost	1-0	1-0
Penalties-Yards	6-50	10-98
Possession Time	23:08	36:52
Third-Down Conversions	4 of 16	6 of 18
Fourth-Down Conversions	1 of 2	0 of 0
Red-Zone Scores-Chances	2-3	2-2
Sacks By: Number-Yards	6-23	2-17

RUSHING: TCU - Brown 11-59; Turner 5-18; Dalton 9-16; Brock 1-1; Watts 1-0. UTAH - Mack 32-100; Johnson 10-19; Brooks 2-11; 3-2; Louks 3-2.

PASSING: TCU - Dalton 20-45-164-4; Kerley 1-1-27-0. UTAH: B. Johnson 13-20-120-1.

RECEIVING: TCU - Brown 5-21; Dickerson 4-49; Moore - 3-37; Watts - 3-16; Massey 2-9; Dalton 1-27; Clay 1-13; Brock 1-12; Turner 1-7. UTAH - Wilson 5-73; Richards 3-16; Brooks 2-16; Brown 1-8; Sampson 1-6; Mack 1-1.

 New Mexico	0
 TCU	37



Nov. 3, 2007 • Attendance: 28,369
Amon G. Carter Stadium • Fort Worth, Texas

FORT WORTH, Texas (AP) - Andy Dalton threw for two touchdowns and TCU held New Mexico to 28 rushing yards in a 37-0 victory Saturday.

Dalton connected with Derek Moore for a 29-yard touchdown in the second quarter and with Ervin Dickerson for a 1-yard score in the fourth.

The Horned Frogs (5-4, 2-3 Mountain West) also scored on a 7-yard pass from Marcus Jackson, who shared time at quarterback with Dalton, to Marcus Brock during a 17-point second quarter.

Chris Manfiredini kicked field goals of 28, 25, and 17 yards to help TCU end a three-game winning streak by New Mexico (6-3, 3-2).

TCU hounded Lobos quarterback Donovan Porterie and held running back Rodney Ferguson to 13 carries for 28 yards, 81 below his season average. Porterie was 7-for-23 passing for 76 yards and was sacked twice.

Even completed passes turned disastrous for New Mexico. Travis Brown fumbled after a catch, and Frogs cornerback Rafael Priest returned it 13 yards for a touchdown in the third quarter.

Joseph Turner led TCU's balanced offense with a career-high 115 yards on 28 carries. The Frogs had 421 total yards -- 238 rushing and 183 passing -- while holding the Lobos to 119.

The rushing yards and total offense were New Mexico's lowest since a 55-14 loss to Oregon State in the 2003 Las Vegas Bowl. The Lobos hadn't been shut out since 2002 against Texas Tech.

New Mexico has lost all three games against TCU in the Mountain West. Each time, the Frogs have led at least 24-0, although the Lobos came back to make things interesting the past two years.

SCORE BY QUARTERS	1	2	3	4	F
New Mexico	0	0	0	0	0
TCU	3	17	10	7	37

SCORING SUMMARY

First Quarter

TCU - Manfiredini 28 field goal, 9:33

Second Quarter

TCU - Moore 29 pass from Dalton (Manfiredini kick), 13:54

TCU - Brock 7 pass from M. Jackson (Manfiredini kick), 10:43

TCU - Manfiredini 25 field goal, 4:29

Third Quarter

TCU - Manfiredini 18 field goal, 4:14

TCU - Priest 13 fumble return (Manfiredini kick), 3:14

Fourth Quarter

TCU - Dickerson 1 pass from Dalton (Manfiredini kick), 14:32



TEAM STATISTICS

	TCU	UNM
FIRST DOWNS	23	6
RUSHES-YARDS (NET)	60-238	26-28
PASSING YARDS (NET)	183	91
Passes Att-Comp-Int.	13-22-1	9-32-1
TOTAL OFFENSE PLAYS-YARDS	82-421	58-119
Fumble Returns-Yards-Touchdowns	1-13-1	0-0-0
Punt Returns-Yards-Touchdowns	2-22-0	1-15-0
Kickoff Returns-Yards-Touchdowns	1-24-0	8-132-0
Interception Returns-Yards-Touchdowns	1-0-0	1-0-0
Punts (Number-Avg)	4-42.8	11-38.7
Fumbles-Lost	0-0	1-1
Penalties-Yards	3-25	8-75
Possession Time	36:52	23:08
Third-Down Conversions	9 of 18	2 of 16
Fourth-Down Conversions	0 of 1	1 of 3
Red-Zone Scores-Chances	5-5	0-1
Sacks By: Number-Yards	3-32	0-0

RUSHING: TCU - Turner 28-115; Christian 11-51; M. Jackson 4-19; Smith 6-16; Dalton 4-14; Brown 3-6; Newhouse 1-3; Massey 1-2; W. Jackson 1-2; Watts 1-0. **UNM** - Ferguson 13-28; Baker 7-23; Brown 1-1; Clampitt 1-minus-4; Porterie 4-minus-20.

PASSING: TCU - Dalton 11-18-0-149; Kerley 1-1-0-27; M. Jackson 1-3-1-7. **UNM** - Porterie 7-23-0-76; Clampitt 2-9-1-15.

RECEIVING: TCU - Dickerson 3-50; Moore 2-38; Bryant 2-32; Young 2-32; Massey 1-15; Brown 1-7; Brock 1-7; Cunigan 1-2. **UNM** - Brown 4-44; Smith 4-39; Bruno 1-8.

 TCU	22
 BYU	27



Nov. 9, 2007 • Attendance: 64,241
Lavell Edwards Stadium • Provo, Utah

PROVO, Utah (AP) - Max Hall passed for 305 yards and a touchdown and Brigham Young's defense came up with two sacks in an 11-second span to seal a 27-22 victory over TCU.

The Horned Frogs made BYU fans sweat a little during the crisp fall night with a 94-yard scoring drive that cut the lead to 27-22 with 3:49 remaining. The Frogs kicked off and the defense held, forcing BYU to punt after a tipped pass was overturned on review and had the ball at its own 32 with 2:39 left in the game.

But David Nixon sacked Andy Dalton on second down, then on fourth-and-8, Bryan Kehl pounced on Dalton as he lost his footing with 1:58 left. The Cougars ran out the clock and won for the 10th straight time at home.

Harvey Unga ran for two touchdowns and Austin Collie had four catches for 109 yards for the Cougars. Chris Manfiredini kicked three field goals for TCU and Dalton was 18-of-30 for 165 yards and a touchdown.

Dalton's 7-yard touchdown pass to Bart Johnson with 3:49 remaining got the Frogs within a touchdown and gave TCU a chance to win it after the defense stopped the Cougars.

On the first series of the second half, Dalton threw a pass right to BYU linebacker Kelly Poppinga, who returned it 22 yards to the 3. Unga scored on the next play to put BYU up 24-9 with 13:58 left in the third quarter.

Marcus Brock scored on a 1-yard run that cut the lead to 24-15 after the 2-point conversion failed. BYU's defense came up with another key stop when TCU went for it on fourth-and-1 at the BYU 32 and Aaron Brown got knocked back a yard. The Cougars got the ball back and drove to the 11 for Mitch Payne's 29-yard field goal, which put BYU ahead 27-15 with 13:06 left.

SCORE BY QUARTERS	1	2	3	4	F
TCU	3	6	6	7	22
BYU	7	10	7	3	27

SCORING SUMMARY

First Quarter

BYU - Unga 15 run (Payne kick), 11:23

TCU - Manfiredini 38 field goal, 4:44

Second Quarter

BYU - Semanoff 1 pass from Hall (Payne kick), 11:41

TCU - Manfiredini 37 field goal, 6:53

BYU - Payne 33 field goal, 1:47

TCU - Manfiredini 33 field goal, 0:01

Third Quarter

BYU - Unga 3 run (Payne kick), 13:58

TCU - Brock 1 run (M. Jackson rush failed), 10:10

Fourth Quarter

BYU - Payne 29 field goal (13:06)

TCU - Johnson 7 pass from Dalton (Manfiredini kick), 3:49

TEAM STATISTICS

	TCU	BYU
FIRST DOWNS	22	19
RUSHES-YARDS (NET)	39-130	34-112
PASSING YARDS (NET)	222	305
Passes Att-Comp-Int.	37-24-1	44-26-1
TOTAL OFFENSE PLAYS-YARDS	76-352	78-417
Fumble Returns-Yards-Touchdowns	0-0-0	0-0-0
Punt Returns-Yards-Touchdowns	3-26-0	1-minus-2-0
Kickoff Returns-Yards-Touchdowns	5-116	6-83
Interception Returns-Yards-Touchdowns	1-21-0	1-22-0
Punts (Number-Avg)	4-42.5	5-39.8
Fumbles-Lost	1-0	1-1
Penalties-Yards	3-37	4-30
Possession Time	27:01	32:59
Third-Down Conversions	4 of 14	13 of 20
Fourth-Down Conversions	0 of 3	0 of 0
Red-Zone Scores-Chances	5-5	5-6
Sacks By: Number-Yards	1-8	3-29

RUSHING: TCU - Dalton 12-60; Turner 9-32; M. Jackson 9-21; Brown 7-8; Kerley 1-8; Brock 1-1. **BYU** - Unga 16-64; Hall 5-28; Tonga 5-17; Vakapuna 4-3; Semanoff 3-1; TEAM 1-minus-1.

PASSING: TCU - Dalton 18-30-1-165; M. Jackson 6-7-0-57. **BYU** - Hall 26-44-1-305.


RECEIVING: TCU - Dickerson 6-48; Moore 4-61; Massey 4-35; Johnson 2-23; Bryant 2-14; Brown 2-14; Brock 2-7; Kerley 1-14; Young 1-6. **BYU** - Pitta 7-88; Collie 4-109; Reed 3-23; Tonga 3-19; Allen 2-20; So'oto 2-16; George 2-16; Unga 2-13; Semanoff 1-1.



UNLV 10



TCU 34



Nov. 17, 2007 • Attendance: 26,425
Amon G. Carter Stadium • Fort Worth, Texas

FORT WORTH, Texas (AP) - Andy Dalton rushed for two touchdowns and directed TCU to another first-half score in a 34-10 win over UNLV.

The Horned Frogs earned bowl eligibility after scoring touchdowns on their first four possession. Dalton ran for a career-high 73 yards, scoring on a pair of 3-yard runs.

TCU's ground attack, which averages about 140 yards per game, amassed 251 yards, 181 in the first half. Besides Dalton, Aaron Brown and Joseph Turner had rushing touchdowns.

Trailing 28-0, UNLV cut into the TCU lead just before halftime when Travis Dixon threw a 32-yard touchdown pass to Frank Summers. The Rebels added a field goal in the third quarter.

Brown, TCU's leading rusher, injured his left ankle late in the third quarter and left the field on crutches.

UNLV lost its seventh straight game and its 14th straight conference road game. TCU has outscored the Rebels 110-23 in the past three meetings.

SCORE BY QUARTERS	1	2	3	4	F
UNLV	0	7	3	0	10
TCU	14	14	3	3	34

SCORING SUMMARY

First Quarter

TCU - Turner 3 run (Manfredini kick), 10:30

TCU - Dalton 3 run (Manfredini kick), 3:38

Second Quarter

TCU - Brown 10 run (Manfredini kick), 13:23

TCU - Dalton 3 run (Manfredini kick), 2:38

UNLV - Summers 32 pass from Dixon (Aguayo kick), 2:09

Third Quarter

TCU - Manfredini 45 field goal, 10:41

UNLV - Aguayo 28 field goal, 5:38

Fourth Quarter

TCU - Manfredini 32 field goal, 7:53

TEAM STATISTICS	TCU	UNLV
FIRST DOWNS	27	13
RUSHES-YARDS (NET)	58-251	22-12
PASSING YARDS (NET)	126	235
Passes Att-Comp-Int.	12-23-1	18-30-1
TOTAL OFFENSE PLAYS-YARDS	81-377	52-247
Fumble Returns-Yards-Touchdowns	0-0-0	0-0-0
Punt Returns-Yards-Touchdowns	4-43-0	0-0-0
Kickoff Returns-Yards-Touchdowns	3-79-0	7-388-0
Interception Returns-Yards-Touchdowns	1-46-0	1-24-0
Punts (Number-Avg)	3-37.7	6-45.8
Fumbles-Lost	1-0	2-1
Penalties-Yards	5-63	9-88
Possession Time	36:30	23:30
Third-Down Conversions	7 of 15	4 of 13
Fourth-Down Conversions	1 of 1	0 of 0
Red-Zone Scores-Chances	5-6	1-2
Sacks By: Number-Yards	6-39	3-19

RUSHING: TCU - Dalton 10-73; Turner 14-61; Massey 4-35; Brown 12-33; M. Jackson 9-24; Christian 4-12; Watts 3-9; Dickerson 1-4; Kerley 1-0. UNLV - Summers 7-15; Trotter 1-1; Ishii 1-1; Dixon 13-minus-5.

PASSING: TCU - Dalton 6-12-1-73; M. Jackson 6-11-0-53. UNLV - Dixon 13-21-0-183; Ishii 5-9-1-52.

RECEIVING: TCU - Moore 3-33; Young 3-28; Turner 2-17; Reagan 1-32; Dickerson 1-8; Massey 1-7; Cunigan 1-1. UNLV - Flair 6-67; Wolfe 5-64; Anthony 3-64; Summers 3-35; Butler 1-5.



**TOMMY
BLAKE**

97

DE | 6-3 | 252 | Sr.
Aransas Pass, Texas (Aransas Pass)

Blake's Career Honors

- ◆ No. 5 Among Active NCAA Players in Career Sacks
- ◆ 2007 Preseason All-American (Playboy, Athlon, ESPN.com, CBSSportsLine.com, NationalChamps.net)
- ◆ 2007 Walter Camp Player of the Year Watch List
- ◆ 2007 Rotary Lombardi Award Watch List
- ◆ 2007 Bronko Nagurski Trophy Watch List
- ◆ 2007 Chuck Bednarik Award Watch List
- ◆ 2007 Ted Hendricks Award Watch List
- ◆ 2007 Lott Trophy Watch List
- ◆ 2007 Preseason MWC Defensive Player of the Year
- ◆ 2006 First-Team All-MWC Defensive End
- ◆ 2005 First-Team All-MWC Defensive End

Blake 2007 Game-By-Game

Baylor—Blake did not play in the season opener.
Texas—Blake made his senior season debut and notched a tackle for loss among his three unassisted stops.
Air Force—Blake totaled five total tackles, including his 20th career sack, while adding a pass break-up.
SMU—Blake collected three assisted tackles against SMU.
Colorado State—Blake did not play against the Rams.
Wyoming—Blake did not play against the Cowboys.
Stanford—Blake did not play against the Cardinal.
Utah—Blake did not play against the Utes.
New Mexico—Blake returned to the TCU lineup and made one solo tackle while helping the Frogs earn their second shutout of the season.
BYU—Blake recorded his 21st career sack while adding an additional TFL.
UNLV—Blake posted his third sack of the season, a five-yard loss.

Blake's Career Statistics

Defense										
Year	GP/S	UT	AT	TT	TFL	QBS	INT	PBU	FR	FF
2003	- Redshirted -									
2004	11/1	15	8	23	6.5-33	5.0-31	0	4	0	2
2005	12/12	40	17	57	13.5-56	7.0-45	0	1	0	0
2006	13/13	33	21	54	16.5-83	7.0-50	0	1	2	2
2007	6/5	9	6	15	5.0-23	3.0-20	0	1	0	0
Totals	42/31	97	52	149	41.5-195	22.0-146	0	7	2	4



**BRIAN
BONNER**

6

S | 5-11 | 199 | Sr.
Beeville, Texas (A.C. Jones)

Bonner's Season Highlights

- ◆ No. 2 in MWC and No. 17 in NCAA in Punt Return Average
- ◆ No. 31 in MWC in Tackles

Bonner's Career Honors

- ◆ 2007 Preseason All-American (NationalChamps.net)
- ◆ 2007 Preseason All-MWC Safety and Return Specialist
- ◆ All-MWC Award Candidate
- ◆ 2006 First-Team All-MWC Return Specialist
- ◆ 2006 Second-Team All-MWC Safety

Bonner 2007 Game-By-Game

Baylor—Bonner totaled five tackles, including three solo, while helping TCU earn a second shutout in the last three home games. He added a career-long 64-yard punt return, TCU's longest since 2002.
Texas—Bonner led TCU with a career-high 11 tackles in addition to his three punt returns for 45 yards. Included among the returns was a 21-yarder.
Air Force—Bonner made five stops and averaged 9.8 yards on punt returns.
SMU—Bonner collected five tackles (four solo) and added 65 yards on three punt returns for a 21.7 yard average. He had a long return of 37 yards.
Colorado State—Bonner made one tackle while averaging 9.7 yards on three punt returns.
Wyoming—Bonner registered seven tackles, including his first stop for loss this season. He added a 20-yard punt return on his only attempt.
Stanford—Bonner made seven tackles and shared his first sack of the year with Stephen Hodge.
Utah—Bonner totaled five solo stops, including one tackle for loss, and added a pass breakup. He averaged 11.6 yards on seven punt returns, with a long of 30 yards.
New Mexico—Bonner collected five tackles and his first solo sack of the year while helping TCU earn its second shutout of the season. He added an 11.0 average on two punt returns.
BYU—Bonner registered eight tackles, seven solo, and his first interception of the season. He had a long punt return of 19 yards.
UNLV—Bonner made four tackles and recorded a pass breakup while returning three punts for 20 yards.

Bonner's Career Statistics

Defense										
Year	GP/S	UT	AT	TT	TFL	QBS	INT	PBU	FR	FF
2003	- Redshirted -									
2004	11/0	19	9	28	3.5-6	1.0-2	0	2	1	0
2005	12/0	23	20	43	4.0-24	2.0-19	4	3	2	2
2006	13/8	29	20	49	9.5-46	4.5-35	2	4	0	1
2007	11/11	46	17	63	3.5-32	1.5-21	1	1	0	0
Totals	47/19	117	66	183	20.5-108	9.0-77	7	10	3	3

Punt Returns				
Year	Ret.	Yds	Avg	TD Long
2003	- Redshirted -			
2004	0	0	0.0	0 0
2005	0	0	0.0	0 0
2006	24	305	12.7	0 39
2007	35	438	12.5	0 64
Totals	59	743	12.6	0 64

Kick Returns				
Year	Ret.	Yds	Avg	TD Long
2003	- Redshirted -			
2004	0	0	0.0	0 0
2005	3	24	8.0	0 13
2006	1	1	1.0	0 1
2007	0	0	0.0	0 0
Totals	4	25	6.3	0 13



AARON BROWN

23

TB | 6-1 | 196 | Jr.
Katy, Texas (Mayde Creek)

Brown's Season Highlights

- ◆ No. 10 in MWC in Rushing Average Per Game
- ◆ MWC Offensive Player of the Week (10/1)
- ◆ TCU's Leading Rusher

Brown's Career Honors

- ◆ 2007 Preseason MWC Offensive Player of the Year
- ◆ 2007 Doak Walker Award Watch List
- ◆ 2007 Preseason All-MWC Tailback
- ◆ 2006 Second-Team All-MWC Running Back
- ◆ 2005 MWC Freshman of the Year
- ◆ One of 12 TCU 2,000-Yard Rushers

Brown 2007 Game-By-Game

Baylor—Brown was forced to leave the game with a knee injury during the first quarter after rushing for 27 yards on five carries.

Texas—Brown did not play due to a knee injury suffered against Baylor.

Air Force—Brown did not play due to a knee injury suffered against Baylor.

SMU—Brown returned to the field with 108 total yards against the Mustangs, including 92 yards rushing on only 11 carries and three receptions for 16 yards. He averaged 8.4 yards per rushing attempt.

Colorado State—Brown put together his fifth career 100-yard rushing performance with 124 yards on 22 carries. He also caught three passes for 26 yards. Brown's efforts earned him MWC Offensive Player of the Week honors.

Wyoming—Brown led TCU with 50 yards rushing and tied for the team lead with four receptions for 27 yards. He also had a 37-yard kickoff return among two attempts.

Stanford—Brown scored his first two touchdowns of the season to help TCU erase a 14-point second-half deficit. He rushed for 91 yards and one score while adding a season-high five catches for 45 yards and another TD. His two-yard run with 4:13 remaining proved to be the game-winning score.

Utah—Brown accounted for 80 yards of offense, including five receptions for 21 yards. He surpassed the 2,000-yard rushing mark for his career in the fourth quarter.

New Mexico—Brown played sparingly against the Lobos while nursing an injury, carrying three times for six yards and adding a seven-yard catch.

BYU—Brown caught two passes for 14 yards.

UNLV—Brown earned his second rushing touchdown of the year, but suffered a season-ending injury.

Brown's Career Statistics

Year	Rushing						Receiving					
	GP/S	Att	Yds	Avg	TD	Long	Rec.	Yds	Avg	TD	Long	
2005	11/2	128	758	5.9	6	73	11	146	13.3	3	35	
2006	13/5	154	801	5.2	9	45	34	455	13.3	1	84	
2007	9/7	106	490	4.6	2	37	24	161	6.7	1	24	
Totals	33/14	388	2,049	5.3	17	73	69	762	11.0	5	84	



ANDY DALTON

14

QB | 6-3 | 210 | RFr.
Katy, Texas (Katy)

Dalton's Season Highlights

- ◆ No. 5 in MWC in Passing Yardage
- ◆ No. 7 in MWC in Passing Efficiency

Dalton 2007 Game-By-Game

Baylor—Dalton completed 18-of-30 passes for 205 yards and a touchdown during his starting debut.

Texas—Dalton notched career highs in pass completions (23), attempts (37) and yardage (208).

Air Force—Dalton set single-game highs for pass completions (29), attempts (45), yards (320) and touchdowns (two).

SMU—Dalton passed for 40 yards against the Mustangs while sharing snaps with teammate Marcus Jackson.

Colorado State—Dalton had a strong start by completing 5-of-6 passes for 60 yards on TCU's first drive before leaving the game with an injury.

Wyoming—Dalton came off the bench to guide the Frogs with 184 yards through the air and two fourth-quarter TD passes. He nearly led TCU to a comeback from an 18-point fourth-quarter deficit.

Stanford—Dalton set a career high with 344 yards on 23-of-34 passing and accounted for three total touchdowns. In addition to two scoring passes, Dalton also recorded his first career touchdown rush.

Utah—Dalton threw for 164 yards on 20-of-45 passing. He also made his first career reception off a 27-yard pass thrown by true freshman wideout Jeremy Kerley.

New Mexico—Dalton directed a TCU offense that rolled up 421 yards. He threw for 149 yards and two TDs on 11-of-18 passing.

BYU—Dalton threw for 165 yards and one touchdown on 18-of-30 passing. He also led TCU with a then-career-high 60 yards rushing.

UNLV—Dalton led the Frogs in rushing for the second straight week with 73 yards on 10 carries, including a pair of touchdowns. He threw the ball only 12 times for 73 yards, as the squad racked up a season-high 251 yards rushing.

Dalton's Career Statistics

Year	Offense										
	GP/S	Att	Cmp.	Int.	Pct.	Yds.	Y/A	Y/G	LP	TD	Eff.R.
2006	- Redshirted -										
2007	11/10	302	178	10	.589	1,912	6.33	173.8	70	10	116.4
Totals	12/10	302	178	10	.589	1,912	6.33	173.8	70	10	116.4



46

LB | 6-0 | 225 | Sr.
Corsicana, Texas (Corsicana)

Hawthorne's Season Highlights

- ◆ Tied for No. 19 in MWC in Tackles
- ◆ Leads TCU in Tackles

Hawthorne's Career Honors

- ◆ Team-Leading 36 Career Starts

Hawthorne 2007 Game-By-Game

Baylor—Hawthorne led TCU with 11 tackles, including seven solo stops. The tackle total marked a career-high effort.

Texas—Hawthorne made seven tackles, including one for a loss, and added his first pass breakup of the season.

Air Force—Hawthorne ranked second on the team with nine total tackles and made a team-high two TFLs.

SMU—Hawthorne totaled five tackles against the Mustangs.

Colorado State—Hawthorne collected three tackles and tied teammate Chase Ortiz for the TCU season sack lead with a four-yard loss in the third quarter.

Wyoming—Hawthorne registered seven tackles.

Stanford—Hawthorne put together his second double-digit tackle effort of the season with a team-leading 10 stops, all unassisted. He set a career high during the game for single-season tackles with his 44th stop, while later adding his third sack of the year.

Utah—Hawthorne led TCU and tied his season high with 11 tackles for his third double-digit effort of the season. One of the stops counted as his fourth sack and sixth TFL of the year.

New Mexico—Hawthorne helped TCU record its second shutout of the season.

BYU—Hawthorne made five solo tackles against the Cougars.

UNLV—Hawthorne totaled five solo tackles for the second straight game as the Frogs limited the Rebels to only 12 yards rushing.

Hawthorne's Career Statistics

Defense										
Year	GP/S	UT	AT	TT	TFL	QBS	INT	PBU	FR	FF
2003	- Redshirted -									
2004	4/3	7	11	18	2.0-4	1.0-1	1	0	0	0
2005	12/10	25	16	41	6.5-25	2.5-19	0	2	2	0
2006	13/13	25	18	43	6.0-27	2.0-13	0	1	0	0
2007	11/10	52	21	73	6.0-30	4.0-26	0	1	0	0
Totals	40/36	109	66	175	20.5-86	9.5-59	1	4	2	0



51

LB | 6-1 | 228 | Jr.
Longview, Texas (Longview)

Henson's Season Highlights

- ◆ Tied for No. 36 in MWC in Tackles

Henson's Career Honors

- ◆ 2006 Honorable Mention All-MWC Linebacker
- ◆ 2005 Honorable Mention All-MWC Linebacker

Henson 2007 Game-By-Game

Baylor—Henson experienced an outstanding opener with six tackles (five solo), including one stop for a loss, while he added a pass break-up and his first career interception that he returned 43 yards.

Texas—Henson totaled eight tackles, including five solo stops.

Air Force—Henson assisted on two tackles against the Falcons.

SMU—Henson continued his playmaking ways for the Frogs by returning an interception 58 yards for his first career touchdown. He also boasted eight tackles and assisted on one tackle for loss.

Colorado State—Henson finished with four tackles, including three solo.

Wyoming—Henson, who made his first start since his sophomore season, tied for the TCU lead with nine total tackles, including one for loss.

Stanford—Henson registered six tackles.

Utah—Henson made eight tackles, all solo stops.

New Mexico—Henson totaled three stops while helping TCU earn its second shutout of the season.

BYU—Henson recorded four tackles against the Cougars.

UNLV—Henson aided a TCU defense that limited the Rebels to only 12 yards rushing.

Henson's Career Statistics

Defense										
Year	GP/S	UT	AT	TT	TFL	QBS	INT	PBU	FR	FF
2004	- Redshirted -									
2005	12/2	40	29	69	8.5-36	2.0-15	0	1	1	0
2006	13/0	40	24	64	7.5-26	1.5-10	0	1	1	2
2007	11/1	34	24	58	2.5-5	0.0-0	2	1	0	0
Totals	36/3	114	77	191	18.5-67	3.5-25	2	3	2	2



**MATTY
LINDNER**

64

OG | 6-4 | 298 | Sr.
Comfort, Texas (Comfort)

Lindner's Season Highlights

- ◆ TCU Ranks No. 3 in MWC in Fewest Sacks Allowed Per Game (1.9)

Lindner's Career Honors

- ◆ 2007 Preseason All-MWC Offensive Guard
- ◆ 2006 Second-Team All-MWC Offensive Guard

Lindner 2007 Game-By-Game

Baylor—Lindner helped TCU rack up 386 yards of total offense, including 181 yards on the ground. The offensive line also provided quarterback Andy Dalton time to total 205 yards passing in his collegiate debut.

Texas—Lindner provided protection for Dalton's career-high passing day of 23 completions, 37 attempts and 208 yards.

Air Force—Lindner was part of a season-high 409-yard output by the TCU offense. The Frog offensive line did not allow a sack while Dalton attempted a season-high 45 passes.

SMU—Lindner helped the Frog offense surpass the 100-yard rushing mark for the first time in three games while allowing only one sack in 26 TCU pass attempts.

Colorado State—Lindner and his linemates paved the way for a season-high 201-yard rushing effort that featured 124 yards by tailback Aaron Brown. The unit also allowed no sacks for the second time in the last three games.

Wyoming—Lindner and the TCU offense posted 344 yards of total offense, including 134 yards rushing.

Stanford—Lindner helped TCU amass a season-high 494 yards total offense, including providing protection for Dalton's career-high 344 yards passing. The Frog offense also gained 150 yards on the ground, its third-best rushing total of the season.

Utah—Lindner made his 21st consecutive start.

New Mexico—Lindner did not play due to injury.

BYU—Lindner returned to the TCU lineup and helped the Frog offense produce 352 yards of total offense against the Cougars.

UNLV—Lindner helped the Frog offensive line pave the way for TCU's season-high 251-yard rushing output.



**CHRIS
MANFREDINI**

44

PK | 5-9 | 165 | Sr.
Colleyville, Texas (Heritage/Cincinnati)

Manfredini's Season Highlights

- ◆ No. 2 in MWC Field Goals/Game
- ◆ Tied for No. 2 in MWC Scoring and Scoring by Kick

Manfredini's Career Honors

- ◆ No. 3 on TCU's Career Field Goals Chart
- ◆ 2006 Honorable Mention All-MWC Place-Kicker
- ◆ 2006 ESPN The Magazine Academic All-District VI
- ◆ 2005 Second-Team All-MWC Place-Kicker

Manfredini 2007 Game-By-Game

Baylor—Manfredini went 2-for-3 on field-goal attempts with a long of 34 yards. He added a 3-for-3 effort on PATs.

Texas—Manfredini accounted for seven points by going 2-for-2 (19, 37 yards) on field goals and adding a PAT.

Air Force—Manfredini made a 39-yard field goal two PATs.

SMU—Manfredini did not attempt a field goal, but did go 3-for-3 on PATs.

Colorado State—Manfredini connected on a 19-yard field goal in the second quarter and added three PATs.

Wyoming—Manfredini went 2-for-3 on field-goal attempts, including a career-long make of 51 yards. The distance ranks tied for eighth on TCU's all-time chart. He also hit from 32 yards during the game.

Stanford—Manfredini was good on his only field-goal attempt, a 25 yarder in the second quarter. He added a 5-for-5 effort on PATs.

Utah—Manfredini moved into sole possession of fifth place on TCU's career field goals list featuring makes from 41 and 37 yards. He added two PATs.

New Mexico—Manfredini used a perfect 3-for-3 effort to move into fourth place on TCU's career field goals list. He connected from 18, 25 and 28 yards for a season-best three made attempts, in addition to adding four PATs.

BYU—Manfredini went 3-for-3 on field goals for the second straight week, as he hit from 33, 37 and 38 yards out. He moved into sole possession of third place on TCU's career field goals list with his final attempt.

UNLV—Manfredini extended his streak of made field goals to nine by hitting from 45 and 32 yards out. He also went 4-of-4 on PATs.

Manfredini's Career Statistics

Kicking										
Year	GP	FG-A	1-19	20-29	30-39	40-49	50+	PAT-A	Pts	
2003	11	10-11	0-0	6-7	3-3	1-1	0-0	27-29	57	
2004	- Sat out as a transfer -									
2005	10	13-13	0-0	6-6	6-6	1-1	0-0	40-44	79	
2006	13	12-14	0-0	4-5	7-8	1-1	0-0	36-41	72	
2007	11	19-24	3-3	4-7	9-10	2-3	1-1	29-29	86	
Totals	45	54-62	3-3	20-25	25-27	5-6	1-1	132-143	294	



**CHASE
ORTIZ**

93

DE | 6-3 | 255 | Sr.
League City, Texas (Clear Creek)

Ortiz's Season Highlights

- ◆ No. 2 in MWC and Tied for No. 25 Nationally in TFLs
- ◆ Tied for No. 2 in MWC in Sacks
- ◆ Tied for No. 30 Nationally in Sacks
- ◆ MWC Defensive Player of the Week (11/19/07)

Ortiz's Career Honors

- ◆ Tied for No. 13 Among Active NCAA Players in Sacks
- ◆ 2007 Preseason All-American (NationalChamps.net)
- ◆ 2007 Rotary Lombardi Award Watch List
- ◆ 2007 Bronko Nagurski Trophy Watch List
- ◆ 2007 Chuck Bednarik Award Watch List
- ◆ 2007 Ted Hendricks Award Watch List
- ◆ 2007 Preseason All-MWC Defensive End
- ◆ 2006 First-Team All-MWC Defensive End
- ◆ 2005 First-Team All-MWC Defensive End

Ortiz 2007 Game-By-Game

Baylor—Ortiz totaled a pair of tackles, including one for loss, and added a pass breakup while helping TCU post its second shutout in the last three home games.

Texas—Ortiz made one TFL and added a pass breakup against No. 7 UT.

Air Force—Ortiz collected four tackles, including one for loss.

SMU—Ortiz notched his fifth career multi-sack game with two sacks against the Mustangs. He totaled seven tackles, including six solo stops.

Colorado State—Ortiz accounted for four tackles and one tackle for loss.

Wyoming—Ortiz notched his third sack of the season among four stops. He had two TFLs in all during the game.

Stanford—Ortiz recorded the sixth multi-sack game of his career, and second this season, with a pair of takedowns against the Cardinal. Ortiz also forced his first fumble of the year while accounting for six tackles.

Utah—Ortiz had his fourth sack in three games with a 6-yard takedown.

New Mexico—Ortiz made two stops while helping TCU earn its second shutout of the season.

BYU—Ortiz made his 34th career start against the Cougars.

UNLV—Ortiz made his presence known with seven tackles, including three for loss and two sacks. He was in on three sacks overall while forcing fumbles on two of them. Ortiz recovered one of the fumbles and also broke the 100-tackle mark for his career during the game. He earned MWC Defensive-Player-of-the-Week honors for his efforts.

Ortiz' Career Statistics

Defense											
Year	GP/S	UT	AT	TT	TFL	QBS	INT	PBU	FR	FF	
2003	- Redshirted -										
2004	0/0	0	0	0	0.0-0	0.0-0	0	0	0	0	
2005	12/12	25	12	37	14.0-75	9.0-64	0	1	1	2	
2006	13/13	15	12	27	11.0-42	2.5-20	1	2	0	1	
2007	11/10	28	11	39	14.0-85	8.0-65	0	2	1	3	
Totals	36/35	68	35	103	39.0-202	19.5-149	1	5	2	6	



**JASON
PHILLIPS**

39

LB | 6-1 | 234 | Jr.
Waller, Texas (Waller)

Phillips' Season Highlights

- ◆ No. 2 on TCU in TFLs and No. 3 in Tackles
- ◆ No. 29 in MWC in Tackles

Phillips' Career Honors

- ◆ 2007 Presesason All-American (NationalChamps.net)
- ◆ 2007 Rotary Lombardi Award Watch List
- ◆ 2007 Butkus Award Watch List
- ◆ 2007 Preseason All-MWC Linebacker
- ◆ 2006 First-Team All-MWC Linebacker
- ◆ 2005 Second-Team All-MWC Linebacker
- ◆ Team-Leading 36 Consecutive Starts

Phillips 2007 Game-By-Game

Baylor—Phillips collected six tackles and grabbed his second career interception early in the fourth quarter, which he returned 34 yards deep into BU territory.

Texas—Phillips totaled eight tackles, including seven solo stops, with a team-high two tackles for loss.

Air Force—Phillips registered six total tackles and his first sack of the season.

SMU—Phillips compiled five tackles, including four solo.

Colorado State—Phillips tied for the team lead with seven tackles, all of which came in the first half.

Wyoming—Phillips tied for the TCU with nine tackles with one going for a loss. He also collected two pass break-ups, one which led to a first-quarter interception by teammate Jerry Hughes.

Stanford—Phillips tied for second among all Frogs with seven tackles, all of which were unassisted stops. He made one TFL.

Utah—Phillips had one of his best games of the season, collecting three TFL for 15 yards among his six total tackles.

New Mexico—Phillips recorded his 200th career tackle in the first half of a five-tackle performance, which came during TCU's second shutout of the season. All five of his stops were unassisted.

BYU—Phillips made three tackles, including one for a loss, and added his career-high third pass breakup.

UNLV—Phillips registered one solo tackle and added a pass breakup as the Frogs limited the Rebels to only 12 yards rushing.

Phillips' Career Statistics

Defense											
Year	GP/S	UT	AT	TT	TFL	QBS	INT	PBU	FR	FF	
2004	- Redshirted -										
2005	12/12	41	30	71	8.5-18	1.0-5	0	1	0	0	
2006	13/13	38	35	73	6.0-22	1.0-9	1	2	1	0	
2007	11/11	43	20	63	9.0-34	1.0-8	1	4	0	0	
Totals	36/36	122	85	207	23.5-74	3.0-22	2	7	1	0	



86

TE | 6-4 | 261 | Jr.
Idalou, Texas (Idalou)

Reagan's Career Highlights

- ◆ Nineteen of 21 Receptions for First Downs
- ◆ No. 3 on TCU's Career Yards per Reception List

Reagan 2007 Game-By-Game

Baylor—Reagan made one reception for 50 yards to overtake the current TCU record for career yards per reception (23.3).

Texas—Reagan hauled in a 14-yard reception to extend his streak of consecutive catches going for first downs to 16.

Air Force—Reagan made a catch for the seventh consecutive game dating back to last season's win over San Diego State.

SMU—Reagan made one reception for 12 yards, but his streak of consecutive catches for first downs came to an end after he finished one yard shy of the mark.

Colorado State—Reagan posted two receptions for 11 yards, including his third career touchdown on a four-yard strike from quarterback Marcus Jackson.

Wyoming—Reagan's streak of nine straight games with a reception ended as he left the contest early due to injury.

Stanford—Reagan did not play against the Cardinal due to an injury.

Utah—Reagan did not play for the second straight game due to injury.

New Mexico—Reagan did not play for the third straight game due to injury.

BYU—Reagan did not play against the Cougars.

UNLV—Reagan returned to the field after a four-game absence with one reception for 32 yards on TCU's first drive.

Reagan's Career Statistics

Year	Receiving					
	GP/S	Rec	Yds	Avg	TD	Long
2004	- Redshirted -					
2005	1/0	0	0	0.0	0	0
2006	13/1	14	300	21.4	2	51
2007	7/5	7	132	18.9	1	50
Totals	21/6	21	432	20.6	3	51



75

C | 6-3 | 272 | Jr.
Ganado, Texas (Ganado)

Schlueter's Season Highlights

- ◆ TCU Ranks No. 3 in MWC in Fewest Sacks Allowed Per Game (1.9)

Schlueter's Career Honors

- ◆ 2007 Rimington Award Watch List
- ◆ 2006 Honorable Mention All-MWC Center

Schlueter 2007 Game-By-Game

Baylor—Schlueter helped TCU rack up 386 yards of total offense, including 181 yards on the ground. The offensive line also provided quarterback Andy Dalton time to total 205 yards passing in his collegiate debut.

Texas—Schlueter provided protection for Dalton's career-high passing day of 23 completions, 37 attempts and 208 yards.

Air Force—Schlueter was part of a season-high 409-yard output by the TCU offense. The Frog offensive line did not allow a sack while Dalton attempted a season-high 45 passes.

SMU—Schlueter helped the Frog offense surpass the 100-yard rushing mark for the first time in three games while allowing only one sack in 26 TCU pass attempts.

Colorado State—Schlueter and his linemates paved the way for a season-high 201-yard rushing effort that featured 124 yards by tailback Aaron Brown. The unit also allowed no sacks for the second time in the last three games.

Wyoming—Schlueter did not play against the Cowboys due to injury.

Stanford—Schlueter returned to the field and helped TCU amass a season-high 494 yards total offense, including providing protection for Dalton's career-high 344 yards passing. The Frog offense also gained 150 yards on the ground, its third-best rushing total of the season.

Utah—Schlueter started for the 32nd time in the Frogs' last 33 games.

New Mexico—Schlueter helped TCU roll up 421 yards of total offense against the Lobos, including a season-high 238 yards rushing. The Frog offensive line also did not allow a sack for the third time this season.

BYU—Schlueter helped the Frog offense produce 352 yards of total offense against the Cougars.

UNLV—Schlueter helped the Frog offensive line pave the way for TCU's season-high 251-yard rushing output.



P | 6-4 | 177 | Sr.
Arlington, Texas (Martin)

Wash's Season Highlights

◆ **No. 3 in MWC and No. 16 Nationally in Punting**

Wash 2007 Game-By-Game

Baylor—Wash averaged 44.3 yards on seven punts and boomed a career-long 57 yarder that landed inside the Bears' 20-yard line.

Texas—Wash set a career-best for the second straight week with a 63-yard punt while averaging 44.5 yards per kick. He placed half of his attempts inside the 20.

Air Force—Wash recorded a 63-yard punt and landed half his attempts inside the 20 for the second straight week. He averaged 50 yards on four attempts.

SMU—Wash continued his early-season success with a 45.9 yard average on a season-high eight attempts. He pinned two of his kicks inside the SMU 20-yard line and recorded another two punts of 50-plus yards, including a game-high 58-yard boot.

Colorado State—Wash averaged 44.4 yards on four attempts and had two punts travel at least 50 yards.

Wyoming—Wash punted five times for a 42.0 yard average. He recorded a long kick of 46 yards and twice pinned the Cowboys inside their own 20.

Stanford—Wash punted four times for a 36.2 yard average. He stuck one kick inside the Cardinal's 20-yard line.

Utah—Wash placed two of his five punts inside the Utes' 20-yard line while averaging 41.4 yards per kick.

New Mexico—Wash averaged 44.7 yards on only three attempts, including a 52-yard punt. He also placed another kick inside the Lobos' 20-yard line.

BYU—Wash punted three times for a 42.5-yard average. He booted one kick 52 yards and twice pinned the Cougars inside their own 20-yard line.

UNLV—Wash punted twice for a 39.0-yard average and pinned the Rebels inside their own 20-yard line once.

Wash's Career Statistics

Punting

Year	GP	Punts	Yds	Avg.	Long	TB	FC	I20	50+	Blkd
2005	3	4	145	36.2	38	1	0	0	0	0
2006	7	13	488	37.5	52	1	5	4	1	1
2007	11	53	2,310	43.6	63	6	10	18	10	0
Totals	21	70	2,943	42.0	63	8	15	22	11	1

2007 TCU Football
 TCU Game Results (as of Nov 17, 2007)
 All games

Date	Opponent	Score	Overall Record	Conference Record	Time	Attend
----	-----	-----	-----	-----	----	-----
Sep 01, 2007	BAYLOR	W 27-0	1- 0- 0	0- 0- 0	3:13	35606
Sep 08, 2007	at #7 Texas	13-34 L	1- 1- 0	0- 0- 0	3:39	84621
* Sep 13, 2007	at Air Force	O 17-20 L	1- 2- 0	0- 1- 0	3:15	31556
Sep 22, 2007	SMU	W 21-7	2- 2- 0	0- 1- 0	3:07	31511
* Sep 29, 2007	COLORADO STATE	W 24-12	3- 2- 0	1- 1- 0	3:15	32807
* Oct 06, 2007	at Wyoming	21-24 L	3- 3- 0	1- 2- 0	3:01	23007
Oct 13, 2007	at Stanford	W 38-36	4- 3- 0	1- 2- 0	3:37	37777
* Oct 18, 2007	UTAH	20-27 L	4- 4- 0	1- 3- 0	3:20	25391
* Nov 03, 2007	NEW MEXICO	W 37-0	5- 4- 0	2- 3- 0	3:05	28369
* Nov 08, 2007	at Brigham Young	22-27 L	5- 5- 0	2- 4- 0	3:23	64241
* Nov 17, 2007	UNLV	W 34-10	6- 5- 0	3- 4- 0	3:00	26425

* indicates conference game

2007 TCU Football

TCU Overall Team Statistics (as of Nov 17, 2007)

All games

TEAM STATISTICS	TCU	OPP
-----	-----	-----
SCORING.....	274	197
Points Per Game.....	24.9	17.9
FIRST DOWNS.....	230	192
Rushing.....	93	82
Passing.....	117	87
Penalty.....	20	23
RUSHING YARDAGE.....	1653	1238
Yards gained rushing.....	1971	1606
Yards lost rushing.....	318	368
Rushing Attempts.....	466	410
Average Per Rush.....	3.5	3.0
Average Per Game.....	150.3	112.5
TDs Rushing.....	13	10
PASSING YARDAGE.....	2314	2161
Att-Comp-Int.....	371-212-11	376-201-16
Average Per Pass.....	6.2	5.7
Average Per Catch.....	10.9	10.8
Average Per Game.....	210.4	196.5
TDs Passing.....	13	10
TOTAL OFFENSE.....	3967	3399
Total Plays.....	837	786
Average Per Play.....	4.7	4.3
Average Per Game.....	360.6	309.0
KICK RETURNS: #-YARDS.....	35-724	50-858
PUNT RETURNS: #-YARDS.....	40-532	26-152
INT RETURNS: #-YARDS.....	16-313	11-104
KICK RETURN AVERAGE.....	20.7	17.2
PUNT RETURN AVERAGE.....	13.3	5.8
INT RETURN AVERAGE.....	19.6	9.5
FUMBLES-LOST.....	26-13	13-5
PENALTIES-YARDS.....	75-668	68-612
Average Per Game.....	60.7	55.6
PUNTS-YARDS.....	56-2416	74-2883
Average Per Punt.....	43.1	39.0
Net punt average.....	37.9	31.2
TIME OF POSSESSION/GAME.....	29:29	30:20
3RD-DOWN CONVERSIONS.....	62/173	61/182
3rd-Down Pct.....	36%	34%
4TH-DOWN CONVERSIONS.....	10/23	8/17
4th-Down Pct.....	43%	47%
SACKS BY-YARDS.....	35-259	21-168
MISC YARDS.....	0	15
TOUCHDOWNS SCORED.....	31	22
FIELD GOALS-ATTEMPTS.....	19-24	14-19
ON-SIDE KICKS.....	1-2	0-0
RED-ZONE SCORES.....	38-50 76%	23-32 72%
RED-ZONE TOUCHDOWNS.....	23-50 46%	13-32 41%
PAT-ATTEMPTS.....	29-29 100%	21-21 100%
ATTENDANCE.....	180109	241202
Games/Avg Per Game.....	6/30018	5/48240
Neutral Site Games.....		0/0

SCORE BY QUARTERS	1st	2nd	3rd	4th	OT	Total
-----	---	---	---	---	---	---
TCU.....	40	129	33	72	0	274
Opponents.....	41	48	47	58	3	197

2007 TCU Football
 TCU Overall Individual Statistics (as of Nov 17, 2007)
 All games

RUSHING	GP	Att	Gain	Loss	Net	Avg	TD	Long	Avg/G
Brown, Aaron	9	106	530	40	490	4.6	2	37	54.4
Turner, Joseph	8	79	364	3	361	4.6	2	27	45.1
Christian, Ryan	10	64	240	8	232	3.6	1	14	23.2
Jackson, Marcus	7	56	258	78	180	3.2	2	21	25.7
Dalton, Andy	11	78	309	154	155	2.0	3	19	14.1
Watts, Justin	11	43	152	3	149	3.5	1	13	13.5
Massey, Donald	11	6	37	0	37	6.2	0	14	3.4
Dickerson, Ervi	11	7	27	0	27	3.9	0	14	2.5
Smith, Chris	3	8	20	2	18	2.2	0	6	6.0
Kerley, Jeremy	11	4	15	0	15	3.8	0	8	1.4
Jackson, Willia	11	4	5	0	5	1.2	0	2	0.5
Brock, Marcus	11	5	11	6	5	1.0	2	8	0.5
Newhouse, Marsh	11	1	3	0	3	3.0	0	3	0.3
TEAM	3	5	0	24	-24	-4.8	0	0	-8.0
Total.....	11	466	1971	318	1653	3.5	13	37	150.3
Opponents.....	11	410	1606	368	1238	3.0	10	71	112.5

PASSING	GP	Effic	Cmp-Att-Int	Pct	Yds	TD	Lng	Avg/G
Dalton, Andy	11	116.43	178-302-10	58.9	1912	10	70	173.8
Jackson, Marcus	7	104.75	32-66-1	48.5	348	3	30	49.7
Kerley, Jeremy	11	326.80	2-2-0	100.0	54	0	27	4.9
TEAM	3	0.00	0-1-0	0.0	0	0	0	0.0
Total.....	11	115.17	212-371-11	57.1	2314	13	70	210.4
Opponents.....	11	102.00	201-376-16	53.5	2161	10	66	196.5

RECEIVING	GP	No.	Yds	Avg	TD	Long	Avg/G
Dickerson, Ervi	11	33	426	12.9	4	29	38.7
Brown, Aaron	9	24	161	6.7	1	24	17.9
Massey, Donald	11	23	274	11.9	0	31	24.9
Brock, Marcus	11	23	175	7.6	1	16	15.9
Young, Jimmy	11	21	303	14.4	1	70	27.5
Moore, Derek	11	18	257	14.3	2	30	23.4
Bryant, Walter	10	17	202	11.9	1	27	20.2
Christian, Ryan	10	13	92	7.1	0	25	9.2
Watts, Justin	11	9	63	7.0	0	33	5.7
Reagan, Shae	9	7	132	18.9	1	50	14.7
Cunigan, Quinto	11	7	54	7.7	0	27	4.9
Johnson, Bart	10	4	46	11.5	2	18	4.6
Kerley, Jeremy	11	4	34	8.5	0	14	3.1
Turner, Joseph	8	3	24	8.0	0	10	3.0
Frosch, Evan	10	3	22	7.3	0	9	2.2
Dalton, Andy	11	1	27	27.0	0	27	2.5
Clay, Curtis	11	1	13	13.0	0	13	1.2
Jackson, Willia	11	1	9	9.0	0	9	0.8
Total.....	11	212	2314	10.9	13	70	210.4
Opponents.....	11	201	2161	10.8	10	66	196.5

PUNT RETURNS	No.	Yds	Avg	TD	Long
Bonner, Brian	35	438	12.5	0	64
Washington, Dar	2	23	11.5	0	0
Jones, Colin	1	14	14.0	0	0
Brock, Marcus	1	23	23.0	0	23
Ibiloye, Alex	1	-14	-14.0	0	0
Johnson, Bart	0	17	0.0	1	17
Hodge, Stephen	0	31	0.0	1	31
Total.....	40	532	13.3	2	64
Opponents.....	26	152	5.8	0	24

INTERCEPTIONS	No.	Yds	Avg	TD	Long
Coleman, Steven	3	14	4.7	0	10
Priest, Rafael	3	73	24.3	0	46
Henson, Robert	2	101	50.5	1	58
Stewart, Torrey	2	45	22.5	1	45
Roach, David	1	25	25.0	0	25
Phillips, Jason	1	34	34.0	0	34
Hughes, Jerry	1	0	0.0	0	0
Sanders, Nick	1	0	0.0	0	0
Hunter, Corderr	1	0	0.0	0	0
Bonner, Brian	1	21	21.0	0	21
Total.....	16	313	19.6	2	58
Opponents.....	11	104	9.5	1	55

KICK RETURNS	No.	Yds	Avg	TD	Long
Brown, Aaron	14	344	24.6	0	43
Massey, Donald	8	149	18.6	0	29
Brock, Marcus	7	192	27.4	0	49
Cunigan, Quinto	2	20	10.0	0	11
Christian, Ryan	1	15	15.0	0	15
Phillips, Jason	1	0	0.0	0	0
TEAM	1	0	0.0	0	0
Moore, Derek	1	4	4.0	0	4
Total.....	35	724	20.7	0	49
Opponents.....	50	858	17.2	0	42

FUMBLE RETURNS	No.	Yds	Avg	TD	Long
Priest, Rafael	1	13	13.0	1	13
Total.....	1	13	13.0	1	13
Opponents.....	2	22	11.0	1	20

2007 TCU Football
 TCU Overall Individual Statistics (as of Nov 17, 2007)
 All games

SCORING	----- PATS -----								
	TD	FGS	Kick	Rush	Rcv	Pass	DXP	Saf	Points
Manfredini, Chr	0	19-24	29-29	0-0	0	0-0	0	0	86
Dickerson, Ervi	4	0-0	0-0	0-0	0	0-0	0	0	24
Brown, Aaron	3	0-0	0-0	0-0	0	0-0	0	0	18
Brock, Marcus	3	0-0	0-0	0-0	0	0-0	0	0	18
Johnson, Bart	3	0-0	0-0	0-0	0	0-0	0	0	18
Dalton, Andy	3	0-0	0-0	0-0	0	1-1	0	0	18
Jackson, Marcus	2	0-0	0-0	0-1	0	0-0	0	0	12
Turner, Joseph	2	0-0	0-0	0-0	0	0-0	0	0	12
Moore, Derek	2	0-0	0-0	0-0	0	0-0	0	0	12
Reagan, Shae	1	0-0	0-0	0-0	0	0-0	0	0	6
Watts, Justin	1	0-0	0-0	0-0	0	0-0	0	0	6
Bryant, Walter	1	0-0	0-0	0-0	0	0-0	0	0	6
Hodge, Stephen	1	0-0	0-0	0-0	0	0-0	0	0	6
Young, Jimmy	1	0-0	0-0	0-0	0	0-0	0	0	6
Christian, Ryan	1	0-0	0-0	0-0	0	0-0	0	0	6
Stewart, Torrey	1	0-0	0-0	0-0	0	0-0	0	0	6
Henson, Robert	1	0-0	0-0	0-0	0	0-0	0	0	6
Priest, Rafael	1	0-0	0-0	0-0	0	0-0	0	0	6
Massey, Donald	0	0-0	0-0	0-0	1	0-0	0	0	2
Total.....	31	19-24	29-29	0-1	1	1-1	0	0	274
Opponents.....	22	14-19	21-21	0-0	0	0-0	0	1	197

TOTAL OFFENSE	G	Plays	Rush	Pass	Total	Avg/G
Dalton, Andy	11	380	155	1912	2067	187.9
Jackson, Marcus	7	122	180	348	528	75.4
Brown, Aaron	9	106	490	0	490	54.4
Turner, Joseph	8	79	361	0	361	45.1
Christian, Ryan	10	64	232	0	232	23.2
Watts, Justin	11	43	149	0	149	13.5
Kerley, Jeremy	11	6	15	54	69	6.3
Massey, Donald	11	6	37	0	37	3.4
Dickerson, Ervi	11	7	27	0	27	2.5
Smith, Chris	3	8	18	0	18	6.0
Jackson, Willia	11	4	5	0	5	0.5
Brock, Marcus	11	5	5	0	5	0.5
Newhouse, Marsh	11	1	3	0	3	0.3
TEAM	3	6	-24	0	-24	-8.0
Total.....	11	837	1653	2314	3967	360.6
Opponents.....	11	786	1238	2161	3399	309.0

FIELD GOALS	FGM-FGA	Pct	01-19	20-29	30-39	40-49	50-99	Lg	Blk
Manfredini, Chr	19-24	79.2	3-3	4-7	9-10	2-3	1-1	51	1

FG SEQUENCE	TCU	OPPONENTS
Baylor	29,(27),(34)	20,35
Texas	(19),(37)	42,(28),(20)
Air Force	(39),20,36	50,(57),(33)
SMU	-	-
Colorado State	(19)	(47),(27)
Wyoming	(51),(32),48	54,(23)
Stanford	(25)	(37),(40)
Utah	(37),22,(41)	(31),(41)
New Mexico	(28),(25),(18)	-
Brigham Young	(38),(37),(33)	(33),(29)
UNLV	(45),(32)	(28)

PUNTING	No.	Yds	Avg	Long	TB	FC	I20	Blkd
Wash, Derek	53	2310	43.6	63	6	10	18	0
Dalton, Andy	2	71	35.5	37	0	0	2	0
Manfredini, Chr	1	35	35.0	35	1	0	0	0
Total.....	56	2416	43.1	63	7	10	20	0
Opponents.....	74	2883	39.0	64	2	21	15	4

KICKOFFS	No.	Yds	Avg	TB	OB	Retn	Net	YdLn
Combs, Drew	56	3295	58.8	6	2			
Manfredini, Chr	3	133	44.3	0	0			
Total.....	59	3428	58.1	6	2	858	41.5	28
Opponents.....	46	2772	60.3	10	1	724	40.2	29

Numbers in (parentheses) indicate field goal was made.

2007 TCU Football
 TCU Overall Individual Statistics (as of Nov 17, 2007)
 All games

ALL PURPOSE	G	Rush	Rec	PR	KOR	IR	Tot	Avg/G
Brown, Aaron	9	490	161	0	344	0	995	110.6
Massey, Donald	11	37	274	0	149	0	460	41.8
Bonner, Brian	11	0	0	438	0	21	459	41.7
Dickerson, Ervi	11	27	426	0	0	0	453	41.2
Brock, Marcus	11	5	175	23	192	0	395	35.9
Turner, Joseph	8	361	24	0	0	0	385	48.1
Christian, Ryan	10	232	92	0	15	0	339	33.9
Young, Jimmy	11	0	303	0	0	0	303	27.5
Moore, Derek	11	0	257	0	4	0	261	23.7
Watts, Justin	11	149	63	0	0	0	212	19.3
Bryant, Walter	10	0	202	0	0	0	202	20.2
Dalton, Andy	11	155	27	0	0	0	182	16.5
Jackson, Marcus	7	180	0	0	0	0	180	25.7
Reagan, Shae	9	0	132	0	0	0	132	14.7
Henson, Robert	11	0	0	0	0	101	101	9.2
Cunigan, Quinto	11	0	54	0	20	0	74	6.7
Priest, Rafael	11	0	0	0	0	73	73	6.6
Johnson, Bart	10	0	46	17	0	0	63	6.3
Kerley, Jeremy	11	15	34	0	0	0	49	4.5
Stewart, Torrey	11	0	0	0	0	45	45	4.1
Phillips, Jason	11	0	0	0	0	34	34	3.1
Hodge, Stephen	11	0	0	31	0	0	31	2.8
Roach, David	11	0	0	0	0	25	25	2.3
Washington, Dar	11	0	0	23	0	0	23	2.1
Frosch, Evan	10	0	22	0	0	0	22	2.2
Smith, Chris	3	18	0	0	0	0	18	6.0
Jones, Colin	10	0	0	14	0	0	14	1.4
Coleman, Steven	11	0	0	0	0	14	14	1.3
Jackson, Willia	11	5	9	0	0	0	14	1.3
Clay, Curtis	11	0	13	0	0	0	13	1.2
Newhouse, Marsh	11	3	0	0	0	0	3	0.3
Ibiloye, Alex	11	0	0	-14	0	0	-14	-1.3
TEAM	3	-24	0	0	0	0	-24	-8.0
Total.....	11	1653	2314	532	724	313	5536	503.3
Opponents.....	11	1238	2161	152	858	104	4513	410.3

2007 TCU Football
 TCU Overall Defensive Statistics (as of Nov 17, 2007)
 All games

DEFENSIVE LEADERS	GP	-----Tackles-----			TFL/Yds	-Sacks-	---Pass Def---			-Fumbles-		Blkd	
		Solo	Ast	Total			No-Yds	Int-Yds	BrUp	QBH	Rcv-Yds	FF	Kick
46 Hawthorne, Davi	11	52	21	73	6.5-31	4.0-26	.	1
27 Roach, David	11	39	29	68	2.5-5	.	1-25	5	.	.	2	.	.
39 Phillips, Jason	11	44	20	64	9.0-34	1.0-8	1-34	4
6 Bonner, Brian	11	46	17	63	3.5-32	1.5-21	1-21	2	1
51 Henson, Robert	11	34	24	58	2.0-5	.	2-101	1
29 Hodge, Stephen	11	37	12	49	7.5-51	7.0-50	.	5	2	1-0	2	.	.
4 Coleman, Steven	11	30	13	43	2.0-4	.	3-14	6
93 Ortiz, Chase	11	28	11	39	14.5-85	8.0-65	.	2	1	1-0	3	.	.
42 Panfil, Matt	11	18	18	36	4.5-15	2.5-11	.	.	1
41 Washington, Dar	11	25	7	32	3.0-9	0.5-5	.	1	.	.	.	3	.
10 Priest, Rafael	11	23	7	30	1.0-1	.	3-73	8	.	1-13	.	.	.
20 Sanders, Nick	11	18	10	28	0.5-6	0.5-6	1-0	4
15 Stewart, Torrey	11	21	6	27	2.0-3	.	2-45	1	.	1-0	1	.	.
98 Hughes, Jerry	11	15	11	26	2.5-16	1.0-13	1-0
56 Moore, Cody	11	16	7	23	4.0-15	2.0-12	.	2	1
97 Blake, Tommy	6	9	6	15	5.0-23	3.0-20	.	1
57 Grant, Cory	11	8	6	14	2.0-18	2.0-18
90 Fonua, John	11	9	5	14	2.0-3	1.0-2
69 Griffin, Kelly	11	8	5	13	2.0-5	.	.	1
91 Christopher, Al	11	4	4	8	1.0-2	1.0-2
40 Johnson, Tejay	10	4	3	7
9 Ibiloye, Alex	11	5	1	6
2 Massey, Donald	11	4	1	5
28 Jones, Colin	10	2	3	5	1	.
21 Dickerson, Ervi	11	2	1	3
47 Jackson, Willia	11	1	2	3
54 Gresham, Clint	10	2	1	3
7 Clay, Curtis	11	1	2	3
86 Reagan, Shae	9	1	1	2
37 Ingram, Darius	9	2	.	2	1.0-2
95 Leatch, Clarenc	2	2	.	2	1.0-1
88 Young, Jimmy	11	.	1	1
89 Cunigan, Quinto	11	.	1	1
16 Burrell, Andy	10	1	.	1
61 Cannon, Marcus	11	1	.	1
26 Johnson, Bart	10	1	.	1
58 Combs, Drew	12	1	.	1
19 Hunter, Corderr	11	.	1	1	.	.	1-0
30 Cage, William	9	1	.	1	1.0-14
96 Daniels, Wayne	1	1	.	1
14 Dalton, Andy	11	1	.	1
24 Turner, Joseph	8	.	1	1
Total.....	11	517	258	775	80-380	35-259	16-313	44	6	4-13	8	4	.
Opponents.....	11	520	337	857	56-241	21-168	11-104	45	10	13-22	14	1	1

2007 TCU Football
 TCU Team Game-by-Game (as of Nov 17, 2007)
 All games

TEAM STATISTICS

Date	Opponent	---RUSHING---				--RECEIVING--				-----PASSING-----				--KICK RET--				--PUNT RET--				All Purp		
		No.	Yds	TD	Lg	No.	Yds	TD	Lg	Cmp	Att	Int	Yds	TD	Lg	No	Yds	TD	Lg	No	Yds		TD	Lg
Sep 01, 2007	BAYLOR.....	45	181	2	27	18	205	1	50	18-	30-	0	205	1	50	1	9	0	9	5	67	0	64	549
Sep 08, 2007	at Texas.....	32	43	0	10	23	208	0	24	23-	37-	1	208	0	24	4	77	0	49	3	45	0	21	443
Sep 13, 2007	at Air Force.....	32	89	0	11	29	320	2	26	29-	45-	2	320	2	26	2	15	0	11	6	58	0	24	486
Sep 22, 2007	SMU.....	34	142	0	37	11	108	1	23	11-	26-	0	108	1	23	2	32	0	23	4	96	1	37	436
Sep 29, 2007	COLORADO STATE.....	48	201	2	20	16	197	1	30	16-	32-	0	197	1	30	4	62	0	29	3	29	0	15	516
Oct 06, 2007	at Wyoming.....	43	134	0	13	22	210	2	26	22-	39-	1	210	2	26	3	93	0	37	1	20	0	20	457
Oct 13, 2007	at Stanford.....	48	150	3	22	23	344	2	70	23-	34-	0	344	2	70	6	107	0	22	1	0	0	0	601
Oct 18, 2007	UTAH.....	27	94	1	28	21	191	0	27	21-	46-	4	191	0	27	4	110	0	32	8	126	1	31	521
Nov 03, 2007	NEW MEXICO.....	60	238	0	18	13	183	3	29	13-	22-	1	183	3	29	1	24	0	24	2	22	0	17	467
Nov 08, 2007	at Brigham Young.....	39	130	1	15	24	222	1	19	24-	37-	1	222	1	19	5	116	0	42	3	26	0	19	515
Nov 17, 2007	UNLV.....	58	251	4	19	12	126	0	32	12-	23-	1	126	0	32	3	79	0	43	4	43	0	23	545
Totals.....		466	1653	13	37	212	2314	13	70	212-	371-	11	2314	13	70	35	724	0	49	40	532	2	64	5536
Opponent.....		410	1238	10	71	201	2161	10	66	201-	376-	16	2161	10	66	50	858	0	42	26	152	0	24	4513

Games played: 11
 Avg per rush: 3.5
 Avg per catch: 10.9
 Pass efficiency: 115.17
 Kick ret avg: 20.7
 Punt ret avg: 13.3
 All purpose avg/game: 503.3
 Total offense avg/gm: 360.6

Date	Opponent	-----TACKLES-----			-SACKS-		-FUMBLE-			Pass Blkd			--Kicks--XPTS--				Pts
		Solo	Ast	Total	TFL-Yds	No-Yds	FF	FR-Yds	Int-Yds	QBH	Brk	Kick	Att-Mad	Run	Rcv	Saf	
Sep 01, 2007	BAYLOR.....	43	30	73	5.0-19	1.0-11	1	0-0	4-87	0	6	0	3-3	0	0	0	27
Sep 08, 2007	at Texas.....	53	20	73	7.0-14	0.0-0	0	0-0	2-70	3	5	0	1-1	0	0	0	13
Sep 13, 2007	at Air Force.....	43	28	71	7.0-46	4.0-40	0	0-0	1-4	0	2	1	2-2	0	0	0	17
Sep 22, 2007	SMU.....	53	36	89	7.0-45	4.0-39	1	1-0	1-58	0	4	1	3-3	0	0	0	21
Sep 29, 2007	COLORADO STATE.....	43	24	67	11.0-29	4.0-16	0	0-0	3-27	0	5	0	3-3	0	0	0	24
Oct 06, 2007	at Wyoming.....	38	46	84	7.0-32	1.0-6	0	0-0	1-0	0	5	1	1-1	0	1	0	21
Oct 13, 2007	at Stanford.....	56	24	80	11.0-53	5.0-45	1	0-0	0-0	2	3	0	5-5	0	0	0	38
Oct 18, 2007	UTAH.....	57	16	73	10.0-48	6.0-23	0	0-0	1-0	0	2	1	2-2	0	0	0	20
Nov 03, 2007	NEW MEXICO.....	40	6	46	4.0-34	3.0-32	1	1-13	1-0	0	5	0	4-4	0	0	0	37
Nov 08, 2007	at Brigham Young.....	46	20	66	4.0-16	1.0-8	1	1-0	1-21	1	4	0	1-1	0	0	0	22
Nov 17, 2007	UNLV.....	45	8	53	7.0-44	6.0-39	3	1-0	1-46	0	3	0	4-4	0	0	0	34
Totals.....		517	258	775	80.0-380	35.0-259	8	4-13	16-313	6	44	4	29-29	0	1	0	274
Opponent.....		520	337	857	56.0-241	21.0-168	14	13-22	11-104	10	45	1	21-21	0	0	1	197

Date	Opponent	-----PUNTING-----										--FIELD GOALS--				-----KICKOFFS-----			
		No	Yds	Avg	Long	Blkd	TB	FC	50+	I20	Att-Made	Lg	Blkd	No	Yds	Avg	TB	OB	
Sep 01, 2007	BAYLOR.....	7	310	44.3	57	0	0	1	1	1	3-2	34	0	6	346	57.7	1	1	
Sep 08, 2007	at Texas.....	6	267	44.5	63	0	0	1	1	4	2-2	37	0	3	185	61.7	0	0	
Sep 13, 2007	at Air Force.....	5	234	46.8	63	0	2	0	2	3	3-1	39	1	4	264	66.0	2	0	
Sep 22, 2007	SMU.....	8	367	45.9	58	0	0	1	2	2	0-0	0	0	4	251	62.8	0	0	
Sep 29, 2007	COLORADO STATE.....	5	222	44.4	54	0	1	1	2	0	1-1	19	0	5	332	66.4	0	0	
Oct 06, 2007	at Wyoming.....	5	210	42.0	46	0	1	0	0	2	3-2	51	0	4	244	61.0	3	1	
Oct 13, 2007	at Stanford.....	4	145	36.2	42	0	1	1	0	1	1-1	25	0	8	425	53.1	0	0	
Oct 18, 2007	UTAH.....	5	207	41.4	47	0	0	2	0	2	3-2	41	0	4	161	40.2	0	0	
Nov 03, 2007	NEW MEXICO.....	4	171	42.8	52	0	0	1	1	2	3-3	28	0	8	479	59.9	0	0	
Nov 08, 2007	at Brigham Young.....	4	170	42.5	52	0	1	0	1	2	3-3	38	0	6	353	58.8	0	0	
Nov 17, 2007	UNLV.....	3	113	37.7	44	0	1	2	0	1	2-2	45	0	7	388	55.4	0	0	
Totals.....		56	2416	43.1	63	0	7	10	10	20	24-19	51	1	59	3428	58.1	6	2	
Opponent.....		74	2883	39.0	64	4	2	21	8	15	19-14	57	0	46	2772	60.3	10	1	

2007 TCU Football
 TCU Opponent Game-by-Game (as of Nov 17, 2007)
 All games

OPPONENT STATISTICS

Date	Opponent	---RUSHING---				--RECEIVING--				-----PASSING-----				--KICK RET--				--PUNT RET--				All Purp		
		No.	Yds	TD	Lg	No.	Yds	TD	Lg	Cmp	Att	Int	Yds	TD	Lg	No	Yds	TD	Lg	No	Yds		TD	Lg
Sep 01, 2007	BAYLOR.....	25	51	0	7	26	231	0	27	26-	55-	4	231	0	27	4	66	0	23	6	38	0	9	386
Sep 08, 2007	at Texas.....	36	176	2	39	25	239	1	33	25-	38-	2	239	1	33	2	50	0	31	3	18	0	10	483
Sep 13, 2007	at Air Force.....	42	146	1	71	17	193	1	50	17-	28-	1	193	1	50	2	46	0	30	1	4	0	4	389
Sep 22, 2007	SMU.....	47	149	1	22	19	203	0	46	19-	34-	1	203	0	46	4	82	0	29	4	37	0	24	471
Sep 29, 2007	COLORADO STATE.....	28	55	0	19	21	216	1	54	21-	39-	3	216	1	54	5	118	0	42	3	15	0	6	404
Oct 06, 2007	at Wyoming.....	51	232	1	28	12	134	2	65	12-	26-	1	134	2	65	1	0	0	0	3	10	0	5	376
Oct 13, 2007	at Stanford.....	49	170	2	24	15	194	2	40	15-	30-	0	194	2	40	8	132	0	27	2	3	0	3	499
Oct 18, 2007	UTAH.....	50	107	1	28	13	120	1	24	13-	20-	1	120	1	24	3	51	0	38	2	14	0	14	350
Nov 03, 2007	NEW MEXICO.....	26	28	0	12	9	91	0	24	9-	32-	1	91	0	24	8	132	0	28	1	15	0	15	266
Nov 08, 2007	at Brigham Young.....	34	112	2	20	26	305	1	66	26-	44-	1	305	1	66	6	83	0	25	1	-2	0	0	520
Nov 17, 2007	UNLV.....	22	12	0	17	18	235	1	32	18-	30-	1	235	1	32	7	98	0	35	0	0	0	0	369
Opponent totals.....		410	1238	10	71	201	2161	10	66	201-	376-	16	2161	10	66	50	858	0	42	26	152	0	24	4513
TCU.....		466	1653	13	37	212	2314	13	70	212-	371-	11	2314	13	70	35	724	0	49	40	532	2	64	5536

Games played: 11
 Avg per rush: 3.0
 Avg per catch: 10.8
 Pass efficiency: 102.00
 Kick ret avg: 17.2
 Punt ret avg: 5.8
 All purpose avg/game: 410.3
 Total offense avg/gm: 309.0

Date	Opponent	-----TACKLES-----			-SACKS-		-FUMBLE-			Pass Blkd			-Kicks--XPTS-				Pts						
		Solo	Ast	Total	TFL-Yds	No-Yds	FF	FR-Yds	Int-Yds	QBH	Brk	Kick	Att-Mad	Run	Rcv	Saf							
Sep 01, 2007	BAYLOR.....	55	24	79	2.0-15	2.0-15	2	2-0	0-0	0	2	0	0-0	0	0	0	0	0	0	0	0	0	0
Sep 08, 2007	at Texas.....	48	19	67	5.0-40	3.0-36	3	3-20	1-0	3	6	0	4-4	0	0	0	0	0	0	0	0	0	34
Sep 13, 2007	at Air Force.....	38	52	90	4.0-6	0.0-0	2	1-0	2-0	0	5	1	2-2	0	0	0	0	0	0	0	0	0	20
Sep 22, 2007	SMU.....	32	20	52	3.0-11	1.0-6	2	2-0	0-0	0	3	0	1-1	0	0	0	0	0	0	0	0	0	7
Sep 29, 2007	COLORADO STATE.....	53	26	79	4.0-20	2.0-15	0	2-0	0-0	0	7	0	0-0	0	0	0	0	0	0	0	0	0	12
Oct 06, 2007	at Wyoming.....	39	48	87	8.0-18	3.0-11	2	2-0	1-0	0	10	0	3-3	0	0	0	0	0	0	0	0	0	24
Oct 13, 2007	at Stanford.....	44	38	82	8.0-38	2.0-20	3	1-2	0-0	4	2	0	4-4	0	0	0	0	0	0	0	0	1	36
Oct 18, 2007	UTAH.....	49	16	65	5.0-26	2.0-17	0	0-0	4-58	0	1	0	3-3	0	0	0	0	0	0	0	0	0	27
Nov 03, 2007	NEW MEXICO.....	51	40	91	5.0-8	0.0-0	0	0-0	1-0	0	3	0	0-0	0	0	0	0	0	0	0	0	0	0
Nov 08, 2007	at Brigham Young.....	50	30	80	8.0-39	3.0-29	0	0-0	1-22	3	3	0	3-3	0	0	0	0	0	0	0	0	0	27
Nov 17, 2007	UNLV.....	61	24	85	4.0-20	3.0-19	0	0-0	1-24	0	3	0	1-1	0	0	0	0	0	0	0	0	0	10
Opponent totals.....		520	337	857	56.0-241	21.0-168	14	13-22	11-104	10	45	1	21-21	0	0	1	197						
TCU.....		517	258	775	80.0-380	35.0-259	8	4-13	16-313	6	44	4	29-29	0	1	0	274						

Date	Opponent	-----PUNTING-----										--FIELD GOALS--			-----KICKOFFS-----				
		No	Yds	Avg	Long	Blkd	TB	FC	50+	I20	Att-Made	Lg	Blkd	No	Yds	Avg	TB	OB	
Sep 01, 2007	BAYLOR.....	9	332	36.9	46	0	0	4	0	1	2-0	0	0	1	39	39.0	0	0	
Sep 08, 2007	at Texas.....	4	168	42.0	48	0	0	0	0	3-2	28	0	7	443	63.3	3	0		
Sep 13, 2007	at Air Force.....	8	326	40.8	61	1	0	1	3	0	3-2	57	0	4	200	50.0	2	0	
Sep 22, 2007	SMU.....	8	288	36.0	50	1	0	3	1	1	0-0	0	0	2	125	62.5	0	0	
Sep 29, 2007	COLORADO STATE.....	5	196	39.2	48	0	0	0	2	2-2	47	0	4	175	43.8	0	0		
Oct 06, 2007	at Wyoming.....	5	174	34.8	49	1	0	1	0	2	2-1	23	0	5	336	67.2	2	0	
Oct 13, 2007	at Stanford.....	5	191	38.2	49	0	0	3	0	2	2-2	40	0	7	440	62.9	1	0	
Oct 18, 2007	UTAH.....	8	308	38.5	56	1	0	0	2	0	2-2	41	0	6	405	67.5	2	0	
Nov 03, 2007	NEW MEXICO.....	11	426	38.7	49	0	0	7	0	5	0-0	0	0	1	59	59.0	0	0	
Nov 08, 2007	at Brigham Young.....	5	199	39.8	51	0	1	1	1	1	2-2	33	0	6	376	62.7	0	1	
Nov 17, 2007	UNLV.....	6	275	45.8	64	0	1	1	1	1	1-1	28	0	3	174	58.0	0	0	
Opponent totals.....		74	2883	39.0	64	4	2	21	8	15	19-14	57	0	46	2772	60.3	10	1	
TCU.....		56	2416	43.1	63	0	7	10	10	20	24-19	51	1	59	3428	58.1	6	2	

2007 TCU Football
TCU By-Quarter Statistics (as of Nov 17, 2007)
All games

3rd-Down Conversions

Date	Opponent	Score	Overall	1st Qtr	2nd Qtr	3rd Qtr	4th Qtr	OT	Qtr
Sep 01	Baylor.....	W 27-0	3-15 20.0%	2-4 50.0%	0-3 0.0%	0-3 0.0%	1-5 20.0%		
Sep 08	at Texas.....	L 13-34	5-16 31.2%	3-6 50.0%	1-4 25.0%	0-2 0.0%	1-4 25.0%		
*Sep 13	at Air Force.....	L 17-20	5-15 33.3%	0-3 0.0%	2-3 66.7%	1-3 33.3%	2-5 40.0%	0-1	0.0%
Sep 22	SMU.....	W 21-7	6-14 42.9%	0-2 0.0%	4-4 100.0%	1-5 20.0%	1-3 33.3%		
*Sep 29	Colorado State.....	W 24-12	8-18 44.4%	2-4 50.0%	2-5 40.0%	3-5 60.0%	1-4 25.0%		
*Oct 06	at Wyoming.....	L 21-24	6-18 33.3%	0-3 0.0%	2-4 50.0%	1-4 25.0%	3-7 42.9%		
Oct 13	at Stanford.....	W 38-36	5-14 35.7%	1-3 33.3%	3-5 60.0%	1-4 25.0%	0-2 0.0%		
*Oct 18	Utah.....	L 20-27	4-16 25.0%	1-3 33.3%	2-4 50.0%	0-4 0.0%	1-5 20.0%		
*Nov 03	New Mexico.....	W 37-0	9-18 50.0%	3-5 60.0%	3-5 60.0%	2-5 40.0%	1-3 33.3%		
*Nov 08	at Brigham Young.....	L 22-27	4-14 28.6%	0-3 0.0%	1-3 33.3%	2-5 40.0%	1-3 33.3%		
*Nov 17	UNLV.....	W 34-10	7-15 46.7%	3-3 100.0%	1-3 33.3%	2-4 50.0%	1-5 20.0%		
TCU			62-173 35.8%	15-39 38.5%	21-43 48.8%	13-44 29.5%	13-46 28.3%	0-1	0.0%
Opponents			61-182 33.5%	21-51 41.2%	12-40 30.0%	13-41 31.7%	15-50 30.0%	0-0	0.0%

4th-Down Conversions

Date	Opponent	Score	Overall	1st Qtr	2nd Qtr	3rd Qtr	4th Qtr	OT	Qtr
Sep 01	Baylor.....	W 27-0	1-2 50.0%	1-1 100.0%	0-0 0.0%	0-0 0.0%	0-1 0.0%		
Sep 08	at Texas.....	L 13-34	1-3 33.3%	1-2 50.0%	0-0 0.0%	0-0 0.0%	0-1 0.0%		
*Sep 13	at Air Force.....	L 17-20	0-1 0.0%	0-0 0.0%	0-0 0.0%	0-0 0.0%	0-1 0.0%	0-0	0.0%
Sep 22	SMU.....	W 21-7	0-0 0.0%	0-0 0.0%	0-0 0.0%	0-0 0.0%	0-0 0.0%		
*Sep 29	Colorado State.....	W 24-12	3-4 75.0%	1-1 100.0%	1-2 50.0%	0-0 0.0%	1-1 100.0%		
*Oct 06	at Wyoming.....	L 21-24	2-3 66.7%	0-0 0.0%	0-1 0.0%	0-0 0.0%	2-2 100.0%		
Oct 13	at Stanford.....	W 38-36	1-3 33.3%	0-0 0.0%	0-0 0.0%	0-0 0.0%	1-3 33.3%		
*Oct 18	Utah.....	L 20-27	1-2 50.0%	0-0 0.0%	0-0 0.0%	1-1 100.0%	0-1 0.0%		
*Nov 03	New Mexico.....	W 37-0	0-1 0.0%	0-0 0.0%	0-0 0.0%	0-0 0.0%	0-1 0.0%		
*Nov 08	at Brigham Young.....	L 22-27	0-3 0.0%	0-0 0.0%	0-0 0.0%	0-1 0.0%	0-2 0.0%		
*Nov 17	UNLV.....	W 34-10	1-1 100.0%	0-0 0.0%	1-1 100.0%	0-0 0.0%	0-0 0.0%		
TCU			10-23 43.5%	3-4 75.0%	2-4 50.0%	1-2 50.0%	4-13 30.8%	0-0	0.0%
Opponents			8-17 47.1%	1-2 50.0%	2-3 66.7%	2-3 66.7%	3-9 33.3%	0-0	0.0%

Time of Possession

Date	Opponent	Score	Overall	1st Qtr	2nd Qtr	3rd Qtr	4th Qtr	OT	Qtr
Sep 01	Baylor.....	W 27-0	32:08	9:18	5:11	6:49	10:50		
Sep 08	at Texas.....	L 13-34	28:40	8:27	7:22	4:32	8:19		
*Sep 13	at Air Force.....	L 17-20	29:07	4:36	7:52	8:30	8:09	0:00	
Sep 22	SMU.....	W 21-7	23:55	3:55	7:08	7:16	5:36		
*Sep 29	Colorado State.....	W 24-12	30:34	6:22	9:33	4:57	9:42		
*Oct 06	at Wyoming.....	L 21-24	29:09	4:58	9:54	7:12	7:05		
Oct 13	at Stanford.....	W 38-36	27:11	5:23	6:46	7:11	7:51		
*Oct 18	Utah.....	L 20-27	23:08	3:13	5:24	7:51	6:40		
*Nov 03	New Mexico.....	W 37-0	36:52	8:15	9:35	10:54	8:08		
*Nov 08	at Brigham Young.....	L 22-27	27:01	6:16	6:23	8:33	5:49		
*Nov 17	UNLV.....	W 34-10	36:30	8:11	9:49	7:31	10:59		
TCU			Total 324:15	68:54	84:57	81:16	89:08	0:00	
			Avg. 29:28	6:15	7:43	7:23	8:06	0:00	
Opponents			Total 333:38	96:06	80:03	83:44	73:45	0:00	
			Avg. 30:19	8:44	7:16	7:36	6:42	0:00	

2007 TCU Football
TCU Red-Zone Results (as of Nov 17, 2007)
All games

TCU Inside Opponent Red-Zone

Date	Opponent	Score	Times	Times	Total	Rush		Pass	FGs	---- Failed to score inside RZ ----					
			In RZ	Scored	Pts	TDs	TDs	TDs	Made	FGA	Downs	Int	Fumb	Half	Game
Sep 01	Baylor.....	W 27-0	8	5	27	3	2	1	2	1	1	0	1	0	0
Sep 08	at Texas.....	L 13-34	2	2	6	0	0	0	2	0	0	0	0	0	0
*Sep 13	at Air Force.....	L 17-20	5	2	14	2	0	2	0	2	0	1	0	0	0
Sep 22	SMU.....	W 21-7	3	1	7	1	0	1	0	0	0	0	2	0	0
*Sep 29	Colorado State.....	W 24-12	6	4	24	3	2	1	1	0	0	0	1	1	0
*Oct 06	at Wyoming.....	L 21-24	2	2	10	1	0	1	1	0	0	0	0	0	0
Oct 13	at Stanford.....	W 38-36	5	5	31	4	3	1	1	0	0	0	0	0	0
*Oct 18	Utah.....	L 20-27	3	2	10	1	1	0	1	1	0	0	0	0	0
*Nov 03	New Mexico.....	W 37-0	5	5	23	2	0	2	3	0	0	0	0	0	0
*Nov 08	at Brigham Young.....	L 22-27	5	5	22	2	1	1	3	0	0	0	0	0	0
*Nov 17	UNLV.....	W 34-10	6	5	31	4	4	0	1	0	0	1	0	0	0
Totals			50	38	205	23	13	10	15	4	1	2	4	1	0
38 of 50 (76.0%)															

Opponents Inside TCU Red-Zone

Date	Opponent	Score	Times	Times	Total	Rush		Pass	FGs	---- Failed to score inside RZ ----					
			In RZ	Scored	Pts	TDs	TDs	TDs	Made	FGA	Downs	Int	Fumb	Half	Game
Sep 01	Baylor.....	W 27-0	2	0	0	0	0	0	0	2	0	0	0	0	0
Sep 08	at Texas.....	L 13-34	4	3	13	1	1	0	2	1	0	0	0	0	0
*Sep 13	at Air Force.....	L 17-20	2	2	10	1	0	1	1	0	0	0	0	0	0
Sep 22	SMU.....	W 21-7	3	1	7	1	1	0	0	0	2	0	0	0	0
*Sep 29	Colorado State.....	W 24-12	2	2	9	1	0	1	1	0	0	0	0	0	0
*Oct 06	at Wyoming.....	L 21-24	3	3	17	2	1	1	1	0	0	0	0	0	0
Oct 13	at Stanford.....	W 38-36	5	4	24	3	2	1	1	0	1	0	0	0	0
*Oct 18	Utah.....	L 20-27	2	2	10	1	1	0	1	0	0	0	0	0	0
*Nov 03	New Mexico.....	W 37-0	1	0	0	0	0	0	0	0	1	0	0	0	0
*Nov 08	at Brigham Young.....	L 22-27	6	5	27	3	2	1	2	0	0	0	0	1	0
*Nov 17	UNLV.....	W 34-10	2	1	3	0	0	0	1	0	0	1	0	0	0
Totals			32	23	120	13	8	5	10	3	4	1	0	1	0
23 of 32 (71.9%)															

2007 TCU Football
 TCU Game Superlatives (as of Nov 17, 2007)
 All games

INDIVIDUAL GAME HIGHS

Rushes.....	28	Turner, Joseph vs New Mexico (Nov 03, 2007)
Yards Rushing.....	124	Brown, Aaron vs Colorado State (Sep 29, 2007)
TD Rushes.....	2	Jackson, Marcus vs Colorado State (Sep 29, 2007) Dalton, Andy vs UNLV (Nov 17, 2007)
Long Rush.....	37	Brown, Aaron vs SMU (Sep 22, 2007)
Pass attempts.....	45	Dalton, Andy at Air Force (Sep 13, 2007) Dalton, Andy vs Utah (Oct 18, 2007)
Pass completions....	29	Dalton, Andy at Air Force (Sep 13, 2007)
Yards Passing.....	344	Dalton, Andy at Stanford (Oct 13, 2007)
TD Passes.....	2	Dalton, Andy at Air Force (Sep 13, 2007) Dalton, Andy at Wyoming (Oct 06, 2007) Dalton, Andy at Stanford (Oct 13, 2007) Dalton, Andy vs New Mexico (Nov 03, 2007)
Long Pass.....	70	Dalton, Andy at Stanford (Oct 13, 2007)
Receptions.....	6	Christian, Ryan at Air Force (Sep 13, 2007) Dickerson, Ervi at Brigham Young (Nov 08, 2007)
Yards Receiving.....	110	Young, Jimmy at Stanford (Oct 13, 2007)
TD Receptions.....	1	Dickerson, Ervi vs Baylor (Sep 01, 2007) Bryant, Walter at Air Force (Sep 13, 2007) Dickerson, Ervi at Air Force (Sep 13, 2007) Moore, Derek vs SMU (Sep 22, 2007) Reagan, Shae vs Colorado State (Sep 29, 2007) Dickerson, Ervi at Wyoming (Oct 06, 2007) Johnson, Bart at Wyoming (Oct 06, 2007) Brown, Aaron at Stanford (Oct 13, 2007) Young, Jimmy at Stanford (Oct 13, 2007) Brock, Marcus vs New Mexico (Nov 03, 2007) Moore, Derek vs New Mexico (Nov 03, 2007) Dickerson, Ervi vs New Mexico (Nov 03, 2007) Johnson, Bart at Brigham Young (Nov 08, 2007)
Long Reception.....	70	Young, Jimmy at Stanford (Oct 13, 2007)
Field Goals.....	3	Manfredini, Chr vs New Mexico (Nov 03, 2007) Manfredini, Chr at Brigham Young (Nov 08, 2007)
Long Field Goal.....	51	Manfredini, Chr at Wyoming (Oct 06, 2007)
Punts.....	8	Wash, Derek vs SMU (Sep 22, 2007)
Punting Avg.....	50.0	Wash, Derek at Air Force (Sep 13, 2007)
Long Punt.....	63	Wash, Derek at Texas (Sep 08, 2007) Wash, Derek at Air Force (Sep 13, 2007)
Long Punt Return....	64	Bonner, Brian vs Baylor (Sep 01, 2007)
Long Kickoff Return.	49	Brock, Marcus at Texas (Sep 08, 2007)
Tackles.....	11	Hawthorne, Davi vs Baylor (Sep 01, 2007) Bonner, Brian at Texas (Sep 08, 2007) Roach, David vs SMU (Sep 22, 2007) Hawthorne, Davi vs Utah (Oct 18, 2007) Hodge, Stephen vs UNLV (Nov 17, 2007)
Sacks.....	2.0	Ortiz, Chase vs SMU (Sep 22, 2007) Ortiz, Chase at Stanford (Oct 13, 2007) Hodge, Stephen vs Utah (Oct 18, 2007) Ortiz, Chase vs UNLV (Nov 17, 2007)
Tackles For Loss....	3.0	Phillips, Jason vs Utah (Oct 18, 2007) Ortiz, Chase vs UNLV (Nov 17, 2007)
Interceptions.....	2	Priest, Rafael vs Colorado State (Sep 29, 2007)

2007 TCU Football
TCU Game Superlatives (as of Nov 17, 2007)
All games

TEAM GAME HIGHS

Rushes.....	60	vs New Mexico (Nov 03, 2007)
Yards Rushing.....	251	vs UNLV (Nov 17, 2007)
Yards Per Rush.....	4.3	vs UNLV (Nov 17, 2007)
TD Rushes.....	4	vs UNLV (Nov 17, 2007)
Pass attempts.....	46	vs Utah (Oct 18, 2007)
Pass completions....	29	at Air Force (Sep 13, 2007)
Yards Passing.....	344	at Stanford (Oct 13, 2007)
Yards Per Pass.....	10.1	at Stanford (Oct 13, 2007)
TD Passes.....	3	vs New Mexico (Nov 03, 2007)
Total Plays.....	82	at Wyoming (Oct 06, 2007) at Stanford (Oct 13, 2007) vs New Mexico (Nov 03, 2007)
Total Offense.....	494	at Stanford (Oct 13, 2007)
Yards Per Play.....	6.0	at Stanford (Oct 13, 2007)
Points.....	38	at Stanford (Oct 13, 2007)
Sacks By.....	6	vs Utah (Oct 18, 2007) vs UNLV (Nov 17, 2007)
First Downs.....	29	at Stanford (Oct 13, 2007)
Penalties.....	13	at Texas (Sep 08, 2007)
Penalty Yards.....	110	vs SMU (Sep 22, 2007)
Turnovers.....	4	at Texas (Sep 08, 2007) vs Utah (Oct 18, 2007)
Interceptions By....	4	vs Baylor (Sep 01, 2007)

2007 TCU Football
 TCU Game Superlatives (as of Nov 17, 2007)
 All games

OPPONENT INDIVIDUAL GAME HIGHS

Rushes.....	32	MACK, Darrell, vs Utah (Oct 18, 2007)
Yards Rushing.....	138	OLLIS, Jim, at Air Force (Sep 13, 2007)
TD Rushes.....	2	Kimble, Anthony, at Stanford (Oct 13, 2007) UNGA, Harvey, at Brigham Young (Nov 08, 2007)
Long Rush.....	71	OLLIS, Jim, at Air Force (Sep 13, 2007)
Pass attempts.....	47	Szymanski, B., vs Baylor (Sep 01, 2007)
Pass completions....	26	HALL, Max, at Brigham Young (Nov 08, 2007)
Yards Passing.....	305	HALL, Max, at Brigham Young (Nov 08, 2007)
TD Passes.....	2	SWEEN, Karsten, at Wyoming (Oct 06, 2007) Pritchard, T., at Stanford (Oct 13, 2007)
Long Pass.....	66	HALL, Max, at Brigham Young (Nov 08, 2007)
Receptions.....	8	Jones, Nate, at Texas (Sep 08, 2007)
Yards Receiving.....	112	Sherman, R., at Stanford (Oct 13, 2007)
TD Receptions.....	2	MARSH, Hoost, at Wyoming (Oct 06, 2007)
Long Reception.....	66	COLLIE, Austin, at Brigham Young (Nov 08, 2007)
Field Goals.....	2	Bailey, Ryan, at Texas (Sep 08, 2007) HARRISON, Ryan, at Air Force (Sep 13, 2007) SMITH, Jason, vs Colorado State (Sep 29, 2007) Belch, Derek, at Stanford (Oct 13, 2007) SAKODA, Louie, vs Utah (Oct 18, 2007) PAYNE, Mitch, at Brigham Young (Nov 08, 2007)
Long Field Goal.....	57	HARRISON, Ryan, at Air Force (Sep 13, 2007)
Punts.....	11	SCOTT, Jordan, vs New Mexico (Nov 03, 2007)
Punting Avg.....	46.6	HARRISON, Ryan, at Air Force (Sep 13, 2007)
Long Punt.....	64	PACHECO, Brian, vs UNLV (Nov 17, 2007)
Long Punt Return....	24	SANDERS, E., vs SMU (Sep 22, 2007)
Long Kickoff Return.	42	MORTON, Dion, vs Colorado State (Sep 29, 2007)
Tackles.....	17	POPPINGA, Kelly, at Brigham Young (Nov 08, 2007)
Sacks.....	2.0	GEATHERS, J., vs UNLV (Nov 17, 2007)
Tackles For Loss....	3.0	JORGENSEN, Jan, at Brigham Young (Nov 08, 2007)
Interceptions.....	1	Derry, Scott, at Texas (Sep 08, 2007) BIRD, Carson, at Air Force (Sep 13, 2007) FOWLER, Drew, at Air Force (Sep 13, 2007) MEDINA, Michael, at Wyoming (Oct 06, 2007) RICE, R.J., vs Utah (Oct 18, 2007) JOHNSON, Robert, vs Utah (Oct 18, 2007) TATE, Steve, vs Utah (Oct 18, 2007) BURNETT, Martai, vs Utah (Oct 18, 2007) LIGON, Blake, vs New Mexico (Nov 03, 2007) POPPINGA, Kelly, at Brigham Young (Nov 08, 2007) FORTE, Daryl, vs UNLV (Nov 17, 2007)

2007 TCU Football
 TCU Game Superlatives (as of Nov 17, 2007)
 All games

OPPONENT TEAM GAME HIGHS

Rushes.....	51	at Wyoming (Oct 06, 2007)
Yards Rushing.....	232	at Wyoming (Oct 06, 2007)
Yards Per Rush.....	4.9	at Texas (Sep 08, 2007)
TD Rushes.....	2	at Texas (Sep 08, 2007)
		at Stanford (Oct 13, 2007)
		at Brigham Young (Nov 08, 2007)
Pass attempts.....	55	vs Baylor (Sep 01, 2007)
Pass completions....	26	vs Baylor (Sep 01, 2007)
		at Brigham Young (Nov 08, 2007)
Yards Passing.....	305	at Brigham Young (Nov 08, 2007)
Yards Per Pass.....	7.8	vs UNLV (Nov 17, 2007)
TD Passes.....	2	at Wyoming (Oct 06, 2007)
		at Stanford (Oct 13, 2007)
Total Plays.....	81	vs SMU (Sep 22, 2007)
Total Offense.....	417	at Brigham Young (Nov 08, 2007)
Yards Per Play.....	5.6	at Texas (Sep 08, 2007)
Points.....	36	at Stanford (Oct 13, 2007)
Sacks By.....	3	at Texas (Sep 08, 2007)
		at Wyoming (Oct 06, 2007)
		at Brigham Young (Nov 08, 2007)
		vs UNLV (Nov 17, 2007)
First Downs.....	27	at Stanford (Oct 13, 2007)
Penalties.....	10	vs Utah (Oct 18, 2007)
Penalty Yards.....	98	vs Utah (Oct 18, 2007)
Turnovers.....	4	vs Baylor (Sep 01, 2007)
Interceptions By....	4	vs Utah (Oct 18, 2007)