

# SAN DIEGO STATE AZTECS MEN'S BASKETBALL GAME NOTES

SEVEN-TIME MOUNTAIN WEST CHAMPIONS | FOUR CONSECUTIVE NCAA TOURNAMENT APPEARANCES

[7/7] SAN DIEGO STATE (16-1/5-0 MW) at SAN JOSÉ STATE (6-12/06 MW)

January 22 | The Event Center (5,000) | San José, Calif. | 7 p.m. PT



## #AZTECMBB

Record: 16-1 (5-0 Mountain West)

Head Coach: Steve Fisher

15th year at SDSU (297-172)

## TOP PERFORMERS

Scoring **Xavier Thames** - 17.0

Rebounding **Josh Davis** - 11.5

Assists **Xavier Thames** - 2.7



## SAN JOSÉ STATE

Record: 6-12 (0-6 Mountain West)

Head Coach: Dave Wojcik

First year at SJSU (6-12)

## TOP PERFORMERS

Scoring **Rashad Muhammad** - 16.2

Rebounding **Chris Cunningham** - 6.4

Assists **Jalen James** - 3.5

## #SDSUvsSJSU

■ San Diego State and San José State are meeting for the 65th time with the Spartans owning a 34-30 advantage in the series.

■ San Diego State won the most recent encounter, 75-72, on Feb. 27, 1999. The Spartans have won four of the last six games played between the teams.

■ This is the first meeting between the teams since San Diego State left the Western Athletic Conference at the end of the 1998-99 season.

The teams last played on Feb. 27, 1999. On game day, it will be 5,444 days since the teams last played.

■ In San José, the Spartans own a 24-7 advantage. San José State has won the last three meetings with San Diego State's last victory at SJSU coming on Jan. 14, 1978 (68-66).

■ San Diego State's seven road wins in the series came in 1936, 1945, 1970, 1971, 1976, 1977 and 1978.

## Long Win Streaks On The Line As No. 7/7 #AztecMbb Travels To San José State Looking To Start League Play 6-0 For The First Time In 47 Years

No. 7/7 San Diego State (16-1; 5-0 Mountain West), which has six wins over 2013 NCAA tournament teams and three victories over AP Top 25 squads this season, has a pair of road games this week beginning with a contest at San José State (6-12 overall; 0-6 MW) on Wednesday evening. It will mark the first meeting between the teams since they shared membership in the Western Athletic Conference in 1999.

Game time is set for 7 p.m. PT and the contest can be seen on the Internet only (ESPN3). The Mighty 1090 and 105.7 The Walrus will have the game on radio.

San Diego State is looking to begin league play 6-0 for the first time in the Division I era (44th season) and the first time since opening the 1966-67 CCAA campaign 7-0. The Aztecs enter Wednesday's game having won 38 straight games against teams from the state of California (2nd-longest active streak in the country by any team against any one state since 1996-97 season), 15 straight games overall (2nd-longest streak in school history, 4th-longest active streak nationally), eight straight games against Pacific time zone opponents (T-3rd-longest streak nationally), eight straight January games (T-3rd-longest streak nationally), seven straight road/neutral games (3rd-longest streak in school history; tied for 2nd-longest streak nationally) and five straight conference games (14th nationally).

On Saturday, SDSU remained perfect in MW play with a 63-52 decision over UNLV. The Aztecs never trailed in the game, holding the Rebels to season lows in points (52), field-goal percentage (30.0) and assists (5). San Diego State was led by Xavier Thames, who tallied a game-high 18 points, seven rebounds and four assists. Josh Davis recorded his NCAA-high 11th consecutive game with double-figure rebounds as he posted his 38th career double-double with 14 points and 14 rebounds.

The Aztecs shot just 33.9 percent from the field, but claimed its fifth victory of the season when shooting 40 percent or less from the floor. SDSU owned a 49-39 advantage on the glass and 19-7 edge in second-chance points.

Following the game against San José State, the Aztecs will return to San Diego before departing for Logan, Utah, for a Saturday encounter with Utah State. The Aggies are 124-12 at home since March 2, 2006, and are 54-6 in home conference games during that stretch.

## 2013-14 #AZTECMBB SCHEDULE

Date	SDSU	Opp.	Opponent (TV)	Time/Result
N.8	-	-	UC Riverside	W, 77-41
N.14	-	6/5	Arizona (CBSSN)	L, 60-69
N.20	-	-	San Diego Christian (FS San Diego)	W, 93-41
N.28	-	-	#vs. College of Charleston (ESPN2)	W, 72-52
N.29	-	20/18	#vs. Creighton (ESPN2)	W, 86-80
D.1	-	25/rv	^vs. Marquette (ESPN2)	W, 67-59
D.5	24/rv	-	at San Diego (FS San Diego)	W, 65-64
D.8	24/rv	-	Washington (CBSSN)	W, 70-63
D.18	24/23	-	Southern Utah (4SD)	W, 76-39
D.21	24/23	-	McNeese State (4SD)	W, 65-36
D.27	20/20	-	St. Katherine College (FS San Diego)	W, 118-35
J.1	21/T19	-	*at Colorado State (CBSSN)	W, 71-61
J.5	21/T19	16/17	at Kansas (CBS)	W, 61-57
J.8	13/15	-	*Boise State (ESPN2)	W, 69-66
J.12	13/15	-	*at Air Force (ESPN3)	W, 79-72
J.15	10/11	-	*Fresno State (ESPN3)	W, 68-60
J.18	10/11	-	*UNLV (CBSSN)	W, 63-52
J.22	7/7	-	*at San José State (ESPN3)	7 p.m. PT
J.25	7/7	-	*at Utah State (ESPN2)	9 p.m. MT
F.1	-	-	*Colorado State (ESPN2)	4 p.m. PT
F.5	-	-	*at Boise State (CBSSN)	7:15 p.m. MT
F.8	-	-	*Nevada (ESPN3)	7 p.m. PT
F.11	-	-	*at Wyoming (ESPN2)	9 p.m. MT
F.15	-	-	*Air Force (CBSSN)	5 p.m. PT
F.18	-	-	*Utah State (ESPN2/ESPN3)	8 p.m. PT
F.22	-	-	*at New Mexico (ESPN2)	8 p.m. MT
F.25	-	-	*San José State (CBSSN)	8 p.m. PT
M.1	-	-	*at Fresno State (CBSSN)	7 p.m. PT
M.5	-	-	*at UNLV (CBSSN)	8 p.m. PT
M.8	-	-	*New Mexico (CBSSN)	7 p.m. PT
M.12-15	-	-	+at MW Championship	TBD

# - Wooden Legacy (Fullerton, Calif.); ^ - Wooden Legacy (Anaheim, Calif.); \* - MW game; + - Reese's MW Championship (Las Vegas, Nev.)

## ON THE AIR

### ■ TELEVISION

ESPN3 - Trey Bender (play-by-play), Bill Herenda (analysis)

### ■ RADIO

The Mighty 1090/105.7 The Walrus - Ted Leitner (play-by-play), Craig Elsten (pregame, halftime, postgame)

## SAN DIEGO STATE #AZTECMBB

No.	Name (Career G/GS)	Pos.	Ht.	Wt.	Cl.	PPG	RPG	Misc.	Note	◆ - Probable Starter
0	◆ Skylar Spencer (51/17)	F	6-10	235	So.	4.5	4.4	2.6 bpg	41 blocked shots the last 15 games; 1+ block shot in 20 of last 21 games; CH 6 blks. at Kansas	
2	◆ Xavier Thames (109/76)	G	6-3	195	Sr.	17.0	2.8	46.7 3FG	Leading scorer; 13 of last 14 w/10+ pts.; CH 29 points vs. No. 25 Marquette; 1,030 career pts.	
4	Dakarai Allen (16/1)	G	6-5	195	Fr.	3.3	1.5	13.7 mpg	Averaging 13.7 minutes; 8 steals in last 8 gms. (87 mins.); Started vs. McNeese; CH is 8 pts.	
5	Dwayne Polee II (73/27)	F	6-7	195	Jr.	7.1	3.0	33.3 3FG	Last 9 gms: 59 pts (6.6 ppg), 23-51 FGs (45.1 pct.), 9-24 3FGs (37.5 pct.) in 132 mins.	
10	Aqeel Quinn (68/10)	G	6-3	200	Jr.	6.5	2.4	1.8 apg	Double-figures in 3 of last 9 gms (7.8 ppg); Made 15 of last 35 3FGs (42.9 pct.); 6 A, 0 TO vs. SKC	
11	D'Erryl Williams (8/0)	G	6-2	200	Fr.	0.3	1.0	8.6 mpg	Teammate of Dakarai Allen at Sheldon HS in Sacramento; Seen action in 8 games (8.6 mpg)	
12	James Johnson (28/0)	F	6-10	235	Jr.	2.0	2.2	12.8 mpg	Played 20 or more minutes 3 times; Career-high 5 rebounds vs. SUU; Career-high 12.8 mpg	
13	◆ Winston Shepard (47/17)	F	6-8	205	So.	13.5	4.7	2.1 apg	12 10+point gms.; 1st career double-double vs. No. 20/18 Creighton (16 points, 10 rebs.)	
20	◆ JJ O'Brien (72/70)	F	6-7	220	Jr.	9.5	5.6	48.6 FG	18 pts., CH 11 rebounds at Air Force; Career-high 19 points vs. No. 6/5 Arizona; 15 vs. Creighton	
22	◆ Josh Davis (113/82)	F	6-7	215	Sr.	8.7	11.3	1.2 apg	10 pts., 14 rebs. at No. 16/17 Kansas; 38 career double-doubles; 10+ rebs. in last 11 games	
24	Ryan Staten (12/0)	G	6-2	190	Jr.	1.2	1.4	15 MP	Walk-on; Played in five games this season; 2 pts., 5 rebs. vs. St. Katherine College	
40	Matt Shrigley (17/3)	F	6-6	195	R-Fr.	6.8	1.7	40.7 3FG	Made 24 of 63 3FGA; 10+ points in six of last 15 games; Has a trey in 13 of 17 games	

Head Coach: Steve Fisher (Illinois State, 1967) • 481-254 (23rd full season overall) • 297-172 (15th season at SDSU) Assoc. Head Coach/Head Coach In Waiting: Brian Dutcher (Minnesota, 1982) Assistant Coaches: Justin Hutson (CSU Bakersfield, 1994), David Velasquez (San Diego State, 2007) Assistant to the Head Coach: Mark Fisher (Michigan, 2001) Dir. of Operations: Matt Soria (San Diego State, 2002) Dir. of Player Development: Tim Shelton (San Diego State, 2011) Athletic Trainer: Tom Abdenour (Wayne State, 1976) Strength and Conditioning: Randy Shelton (San Diego State, 2000)

# #7/7 SDSU Aztecs

2013-14 Record: 16-1; 5-0 MW  
Four Straight NCAA Tournament Appearances

<b>0</b>	<b>Skylar Spencer</b> Forward, 6-10, 235, So.-1L Inglewood, Calif. (Price HS)
<b>2</b>	<b>Xavier Thames</b> Guard, 6-3, 195, Sr.-2L Sacramento, Calif. (Washington State)
<b>4</b>	<b>Dakarai Allen</b> Guard, 6-5, 195, Fr.-HS Elk Grove, Calif. (Sheldon HS)
<b>5</b>	<b>Dwayne Polee II</b> Forward, 6-7, 195, Jr.-1L Los Angeles, Calif. (St. John's)
<b>10</b>	<b>Aqeel Quinn</b> Guard, 6-3, 200, Jr.-TR Gardena, Calif. (Cal State Northridge)
<b>11</b>	<b>D'Erryl Williams</b> Guard, 6-2, 200, Fr.-HS Sacramento, Calif. (Sheldon HS)
<b>12</b>	<b>James Johnson</b> Forward, 6-10, 235, Jr.-1L San Diego, Calif. (Virginia)
<b>13</b>	<b>Winston Shepard</b> Forward, 6-8, 205, So.-1L Houston, Texas (Findlay Prep)
<b>20</b>	<b>JJ O'Brien</b> Forward, 6-7, 220, Jr.-1L Rancho Cucamonga, Calif. (Utah)
<b>22</b>	<b>Josh Davis</b> Forward, 6-8, 215, Sr.-TR Raleigh, N.C. (Tulane)
<b>40</b>	<b>Matt Shrigley</b> Forward, 6-6, 195, Fr.-RS San Diego, Calif. (La Costa Canyon HS)

## Steve Fisher

Head Coach (15th season at San Diego State)  
Two-Time National and Mountain West Coach of Year

- The Aztecs have won at least 20 games in a school record eight straight seasons and 23 or more in five consecutive seasons.
- San Diego State has advanced to postseason play each of the last eight seasons (2006 NCAA, 2007-09 NIT, 2010-13 NCAA).

	PPG	RPG	APG	FG	3FG	FT
13-14	4.5	4.4	0.4	54.0	0/0	8/18
MW	3.2	4.8	0.4	47.1	0/0	0/3
Career Highs:	Points: 12 - two times	Rebounds: 11 at USC (11-25-12)	Assists: 2 vs. Nevada (2-23-13)			
	PPG	RPG	APG	FG	3FG	FT
13-14	17.0	2.8	2.7	42.9	46.7	81.6
MW	20.2	3.6	2.8	46.0	45.0	85.0
Career Highs:	Points: 29 vs. Marquette (12-1-13)	Rebounds: 10 at UCSB (11-26-11)	Assists: 11 at San Diego (12-7-11)			
	PPG	RPG	APG	FG	3FG	FT
13-14	3.3	1.5	0.6	43.2	0/0	55.6
MW	0.5	0.3	0.5	1/2	0/0	0/4
Career Highs:	Points: 8 - three times	Rebounds: 3 - two times	Assists: 3 vs. St. Katherine (12-27-13)			
	PPG	RPG	APG	FG	3FG	FT
13-14	7.1	3.0	0.3	44.7	33.3	92.3
MW	4.6	2.6	0.6	28.0	18.2	7/7
Career Highs:	Points: 19 vs. St. Katherine (12-27-13)	Rebounds: 12 vs. St. Katherine (12-27-13)	Assists: 3 vs. Gonzaga (3-17-11)			
	PPG	RPG	APG	FG	3FG	FT
13-14	6.4	2.3	1.6	36.6	38.1	73.7
MW	5.4	1.6	0.8	40.9	43.8	2/2
Career Highs:	Points: 17 at Pepperdine (12-10-11)	Rebounds: 7 vs. Southern Utah (12-18-13)	Assists: 7 vs. UC Irvine (2-5-11)			
	PPG	RPG	APG	FG	3FG	FT
13-14	0.3	1.0	0.9	0/7	0/0	2/2
MW	0.0	0.0	0.0	0/2	0/0	0/0
Career Highs:	Points: 2 vs. UC Riverside (11-8-13)	Rebounds: 3 vs. UC Riverside (11-8-13)	Assists: 3 vs. Southern Utah (12-18-13)			
	PPG	RPG	APG	FG	3FG	FT
13-14	2.0	2.2	0.2	42.9	0/0	6/8
MW	--	--	--	--	--	--
Career Highs:	Points: 6 - three times	Rebounds: 5 - two times	Assists: 1 - five times			
	PPG	RPG	APG	FG	3FG	FT
13-14	13.1	4.9	2.1	44.5	17.6	65.3
MW	14.4	5.2	1.4	44.9	0/4	62.2
Career Highs:	Points: 21 vs. St. Katherine (12-27-13)	Rebounds: 10 vs. Creighton (11-29-13)	Assists: 7 at Fresno State (1-9-13)			
	PPG	RPG	APG	FG	3FG	FT
13-14	9.3	5.4	1.1	47.8	40.0	62.1
MW	9.0	5.0	0.8	43.2	2/4	73.3
Career Highs:	Points: 19 vs. Arizona (11-14-13)	Rebounds: 11 - four times	Assists: 7 vs. Nevada (2-23-13)			
	PPG	RPG	APG	FG	3FG	FT
13-14	9.0	11.5	1.1	45.2	0/0	46.4
MW	8.8	12.6	0.8	41.7	0/0	45.2
Career Highs:	Points: 27 at Georgia Tech (11-9-12)	Rebounds: 17 - two times	Assists: 8 vs. Tulsa (1-19-13)			
	PPG	RPG	APG	FG	3FG	FT
13-14	6.4	1.6	0.7	39.8	38.1	57.9
MW	4.0	0.6	0.2	25.9	23.5	50.0
Career Highs:	Points: 14 vs. San Diego Christian (11-20-13)	Rebounds: 5 vs. St. Katherine (12-27-13)	Assists: 4 vs. St. Katherine (12-27-13)			

- Fisher has guided San Diego State to seven Mountain West championships (2006, 2011, 2012 regular season; 2002, 2006, 2010, 2011 tourney).
- Fisher has led the Aztecs to eight straight 20-win seasons. The last five seasons have produced at least 23 victories.

- Trends:**
- SDSU is 6th nationally in win pct. since the beginning of 2010-11, trailing Kansas, Syracuse, Ohio St., Duke and Wichita St.
  - This season, SDSU ranks among the national leaders in FG pct. defense (1st, 35.4), effective FG pct. defense (1st, 39.5), points allowed (2nd, 55.7).

**37th nationally in blocked shots/gm...** Started all 17 games, 22.8 minutes... 32 blocks in last 11 gms. (2.9 bpg)... CH 13 pts., 6 blks., SH 9 rebs. at No. 16/17 Kansas... 29 off rebs. this season (16 in last 6 gms.)... Has multiple blks. 24 times in his career... Made 31 of last 53 FGA (.585)... Played 21+ mins. in 9 of last 12... 6 pts. (3-3), 7 rebs., 4 blks. vs. UNLV on Saturday.

**Pronounced Xavier th-AIMS...** Only player in the nation to avg. at least 15.0 ppg, 45.0 3FG pct., 35 3FGM, 30 steals, 40 assists... Nat'l rank: 26th in 3FG pct., 83rd in steals/gm... MW, national PoW (12/2 and 1/6)... Wooden Legacy MVP... Made 30 of last 63 3FGA (47.6 pct.)... Led the team in scoring 12x this year... 4 20-pt scoring efforts this year... 18 steals last 8 games (2.3 spg)... 47 career double-figure scoring efforts... Has a trey in 16 of 17 gms. this season.

**Pronounced Duh-KAR-ee...** Played in 16 games... 1st career start vs. McNeese State... Averages 13.7 minutes... 1 of 4 to play in all 16 gms... 8 steals in last 8 games... Multiple rebounds in 10 of 16 games... 12 of 24 rebounds on offensive glass... CH 8 points, 3 steals in career-best 25 mins vs. So. Utah... Career-high 3 blocked shots vs. UW... Four-star recruit by Rivals.com... High school teammate of D'Erryl Williams.

Played in 14 games... 1st career double-double w/CH 19 pts. & CH 12 rebs. vs. St. Katherine College... Made 26 of 49 2-point FGA (53.1 pct.)... 4 double-digit scoring efforts in 14 gms. this season... Made 9 of last 24 3FGA (37.5 pct.)... 11 points, 4 rebounds vs. No. 20/18 Creighton... 73 career games (28 starts)... Has 11 career double-figure scoring games, 4 this year... Avg. per 40 mins.: 19.7 pts., 8.3 reb.

**Pronounced Uh-KEEL...** Played in 13 games... 7.8 ppg, 18.7 mins. last nine games... Scored 8+ points in 5 of last 9 gms... 8 steals in last 8 gms... Made 15 of last 35 3FGA (42.9 pct.)... Made at least one 3FG in 9 of last 10 games in which he's attempted one... 12 asts. in last 8 gms. (142 mins.)... 12 points vs. McNeese State... 14 points, CH 7 boards vs. Southern Utah... 68 career games with 10 starts... Walk-on last year, awarded a scholarship for 2013-14.

**Pronounced Dee-AIR-ol...** Played in eight games... Played six minutes at Air Force... CH 3 assists vs. So. Utah... Played 17 minutes off the bench vs. CoFC after missing the SD Christian game (ankle)... CH 2 assists in 9 minutes vs. No. 6/5 Arizona... Sheldon HS teammate of classmate Dakarai Allen... A three-star recruit out by Rivals.com... Helped Sheldon HS to a 27-6 record and a 10-0 mark in league last year.

Played in 9 games... Career-high 12.8 minutes per game this season... Scored in 3 of last 4 games in which he has seen action (12 pts.)... 11 minutes at No. 16/17 Kansas... 4 points, career-high 5 rebounds vs. Southern Utah... Career-high 2 steals vs. No. 6/5 Arizona... Played in 13 games last season after becoming eligible at mid-year... Scored 14 points in 52 minutes last year.

**Since Dec. 8, avg. 8.8 FTA/gm., 18th nationally...** 15 starts, 12 double-figure scoring gms. this season... Has only 11 turnovers in last 227 mins... Last 9 gms.: 14.8 ppg, 14 steals, 79 FTA... Avg. 19.8 points per 40 mins... 1st career double-double (16 pts, career-high 10 rebs) vs. No. 20/18 Creighton... 18 career double-figure scoring games... Played in 45 straight gms. in which he has suited up dating to last season.

Third-leading scorer while shooting 47.8 pct. from the floor... Has the third-most minutes on the team... 18 points, 11 rebs. at Air Force in first game without a taped right shooting hand since the Creighton game (Nov. 29)... Avg. 10.3 ppg and shooting 43.5 percent in games when he has not had padding on/fingers taped... 24 career double-figure scoring efforts and 5 double-doubles.

**11 consecutive double-digit rebound games (13.1 rpg), longest active streak in the country...** Has 38 career double-doubles (2nd among active players)... Pulled down at least 4 off. boards in 9 of his last 12 gms... 14 or more reb. 5 of last 8 gms... 14 rebs. at No. 16/17 Kansas... Career-high 17 rebs, 12 pts vs. McNeese State... MW preseason newcomer of the year... 51 gms with at least 10 boards... 30+ mins. played in his last 12 gms.

Averaging 16.8 minutes... Played all 17 games; Started 3 times... Made a trey in 13 of 17 games... Started first career game vs. Southern Utah (5 points, 3 rebounds)... 19 rebs. last 9 gms. (2.1 rpg)... 4-5 FG (2-3 3FG) vs. Creighton... Hit a career-high 4 3FGs for 12 points vs. CoFC... Redshirted last season... Was a three-star athlete coming out of high school (Rivals.com).

- Fisher has coached San Diego State to 10 postseason appearances (2002, 2006, 2010, 2011, 2012, 2013 NCAA; 2003, 2007, 2008, 2009 NIT).
- Fisher is the longest-tenured head coach in the Mountain West.

## #AZTECMBB SCHEDULE/RESULTS

Date	Opponent (Television)	Time/Result	Note
N.8	UC Riverside	W, 77-41	► SDSU holds UCR to 13 first-half points and 30.8 FG overall; SDSU: 27-37 FT; Thames: 15 points; Davis: 11 points, 8 rebounds
N.14	No. 6/5 Arizona (CBSSN)	L, 60-69	► San Diego State rallies from 14 down to cut deficit to four with 1:51 left before falling by nine; O'Brien, Thames: 19 points
N.20	San Diego Christian (FS San Diego)	W, 93-41	► The Aztecs jump out to a 21-0 lead and never look back; SDC scores first bucket with 10:35 left in first half
<b>DIRECTV Wooden Legacy (Titan Gym: Fullerton, Calif.   Honda Center: Anaheim, Calif.)</b>			
N.28	#vs. College of Charleston (ESPN2)	W, 72-52	► SDSU leads wire-to-wire, starts game on 17-1 run; Four Aztecs score in double figures; Shepard: 15 points; Shrigley: 4-7 3FGA
N.29	#vs. No. 20/18 Creighton (ESPN2)	W, 86-80	► SDSU made 26 of 31 free-throws; Thames: Career-high 26 points; Shepard: 16 points, career-high 10 rebounds
D.1	^vs. No. 25/rv Marquette (ESPN2)	W, 67-59	► San Diego State wins the DIRECTV Wooden Legacy; Thames: Career-high 29 points; Davis: 11 rebounds
D.5	at San Diego (FS San Diego)	W, 65-64	► Aztecs win eighth straight over USD; Toreros miss three-pointer in final seconds with SDSU up by one; Thames: 17 points
D.8	Washington (CBSSN)	W, 70-63	► SDSU rallies from nine-point halftime deficit and outscored UW, 49-33, in second half; Thames: 19 points; Shepard 17 points
D.18	Southern Utah (4SD)	W, 76-39	► Aztecs get out to 37-4 lead and lead 41-11 at halftime; Thames: 16 points, 4 assists, 0 turnovers; Shrigley: 1st career start
D.21	McNeese State (4SD)	W, 65-36	► San Diego State outscored the Cowboys, 42-11, in the final 15:02; Off the bench: Shepard: 14 points, Quinn: 12 points
D.27	St. Katherine College (FS San Diego)	W, 118-35	► Six Aztecs reach double-figures, 83-point margin of victory largest in SDSU history, second largest in country this season
J.1	*at Colorado State (CBSSN)	W, 71-61	► SDSU never trails after scoring first six points of game; Thames: 23 points, career-high 5 steals; Shepard: 17 points, 0 turnovers
J.5	at No. 16/17 Kansas (CBS)	W, 61-57	► Thames: 4-4 FT in final eight seconds to seal win; SDSU led by as many as 11 points and handed Bill Self ninth home loss at Kansas
J.8	*Boise State (ESPN2)	W, 69-66	► SDSU leads by as many as 18, and 14 in the second half, before needing defensive stop in the final moments of the game
J.12	*at Air Force (ESPN3)	W, 79-72	► San Diego State snaps five-game day-game losing streak at Air Force after five score in double figures; O'Brien: 18 pts., 11 rebs.
J.15	*Fresno State (ESPN3)	W, 68-60	► Aztecs trail by as many as eight in first half, trail by one at halftime; Outscore FS, 37-28, in second half to win; Thames: 28 pts.
J.18	*UNLV (CBSSN)	W, 63-52	► SDSU limits UNLV to 30.0-percent shooting, including 11.1-percent from 3-point distance; Thames: 18 pts.; Davis: 14 pts., 14 rebs.
J.22	*at San José State (ESPN3)	7 p.m. PT	► The Aztecs will visit SJSU for first time since 1999; Last three straight at San José State
J.25	*at Utah State (ESPN2)	9 p.m. MT	► San Diego State is making its first trip to Logan since 1962
F.1	*Colorado State (ESPN2)	4 p.m. PT	► The Aztecs have beaten the Rams 10 straight times at Viejas Arena
F.5	*at Boise State (CBSSN)	7:15 p.m. MT	► San Diego State looks to avenge last season's 69-65 loss to Boise State at Taco Bell Arena
F.8	*Nevada (ESPN3)	7 p.m. PT	► San Diego State has won three of four all-time home meetings with Nevada
F.11	*at Wyoming (ESPN2)	9 p.m. MT	► The Aztecs have won two of the last three in Laramie, but lost last season
F.15	*Air Force (CBSSN)	5 p.m. PT	► San Diego State has won eight straight vs. Air Force at home, all by at least seven points
F.18	*Utah State (ESPN2/ESPN3)	8 p.m. PT	► San Diego State will welcome Utah State to campus for first time since 1998
F.22	*at New Mexico (ESPN2)	8 p.m. MT	► San Diego State has won two of the last three played inside The Pit, and five of eight overall
F.25	*San José State (CBSSN)	8 p.m. PT	► San Diego State is 22-9 and winners of two straight vs. San José State at home
M.1	*at Fresno State (CBSSN)	7 p.m. PT	► The Aztecs have won on their last three trips to Fresno State; Last loss came in 2000
M.5	*at UNLV (CBSSN)	8 p.m. PT	► San Diego State has won five of last eight vs. UNLV in Las Vegas, but dropped last two
M.8	*New Mexico (CBSSN)	7 p.m. PT	► San Diego State handed New Mexico its worst loss last season, 55-34, inside Viejas Arena
M.12-15	+at MW Championship	TBD	► SDSU has advanced to the Mountain West championship game in four of the last five seasons

# - Titan Gym (Fullerton, Calif.); ^ Honda Center (Anaheim, Calif.); \* - Mountain West game; + - Reese's MW Championship (Las Vegas, Nev.)

### Odds and Ends

- SDSU has won 15 straight games, which is the second-longest winning streak in 93 seasons of Aztec basketball (20 in 2010-11).
- The Aztecs' current win streak is the fourth-longest active nationally, trailing only Wichita State (19), Arizona (18) and Syracuse (18).
- San Diego State is looking to move to 17-1, which would continue the second-best start in school history (20-0 in 2010-11).
- SDSU is No. 7 in the AP Top-25 Poll. In 2010-11, SDSU was No. 4 at this point in the season.
- This is the 15th week and second of the season in which the Aztecs have spent time in the AP top 10. Prior to 2010-11, SDSU had never been nationally ranked.
- The Aztecs are 24-3 all-time as an AP top-10 team.
- SDSU's No. 7 ranking in the USA Today Coaches Poll matches its highest ranking since being ranked No. 5 on March 14, 2011.
- San Diego State has won seven straight road/neutral games, which is the third-longest streak in school history.
- San Diego State is 6-1 vs. teams that advanced to the 2013 NCAA tournament (four wins away from home). The six wins are the fourth-most nationally, trailing Kansas (8), Arizona (7) and Syracuse (7), through Jan. 19.
- The Aztecs have beaten three AP Top-25 teams, which is tied for the most in Division I (Iowa State, North Carolina, Wisconsin). SDSU has won all three away from home.
- SDSU is looking to move to 6-0 in the Mountain West for the first-time ever. The 2010-11 team was 5-1 after six games.
- The last time SDSU was 6-0 in league was in 1966-67, when it ultimately won its first seven games in the CCAA before finishing 9-1.
- The Aztecs improved to 108-0 in their last 108 when leading with five minutes to play following their win over UNLV.
- The Aztecs are first nationally in field-goal percentage defense (.354) and effective field-goal percentage defense (.395), second in scoring defense (55.7) and three-point field-goal percentage defense (.258), and fourth in defensive two-point field-goal percentage (.398) through Jan. 20.

### SDSU-San José State Series History

- This is the 65th meeting between the schools with the Spartans claiming a 34-30 all-time series lead.
- The teams have not met since they were members of the WAC in 1999. SJSU won the first meeting of the 1998-99 campaign and the Aztecs finished the series with a 75-72 win at then-Cox Arena.
- SDSU is just 7-24 all-time at San José State and have lost three straight.
- San Diego State's last win at SJSU came on Jan. 14, 1978, when it escaped with a 68-66 win.
- No Aztecs, including head coach Steve Fisher, have ever faced the Spartans.

### Aztec Cliff Notes

Following the loss of a pair of four-year letterwinners and 1,000-point scorers in Jamaal Franklin and Chase Tapley, not much was expected of the 2013-14 San Diego State men's basketball team. But, behind two-time national coach of the year **Steve Fisher** and the emergence of All-America candidate **Xavier Thames**, SDSU is once again nationally relevant.

San Diego State, which was picked to finish fourth in the Mountain West in the preseason poll, is off to a 16-1 start. SDSU has three wins

## SAN DIEGO STATE MEDIA RELATIONS

### MEDIA RELATIONS OFFICE

Fowler Athletics Center  
5302 55th Street  
San Diego, CA 92182  
■ Office: 619.594.5547  
■ Fax: 619.582.6541

### MIKE MAY | Associate Athletics Director

- Coach Fisher Interviews
- E-Mail: mmay@mail.sdsu.edu
- Office: 619.594.5547
- Cell: 619.957.8372

### DARIN WONG | Assistant Director

- Student-Athlete Interviews
- E-Mail: dwong@mail.sdsu.edu
- Office: 619.594.5547
- Cell: 310.489.2378
- Twitter: @dwong\_

### SOCIAL MEDIA

- Twitter: @GoAztecs
- Twitter (Media Only): @AztecsPR
- Facebook: facebook.com/goaztecs
- Instagram: @goaztecs
- YouTube: youtube.com/goaztecscom



## #AZTECMBB-SAN JOSÉ STATE SERIES HISTORY

### SAN JOSÉ STATE LEADS, 34-30

Home: 22-9, Away: 7-24, Neutral: 1-1

Date	Location	Score
D.22.36	San Jose	L 32-34
D.23.36	San Jose	W 37-35
M.3.39	San Diego	W 38-33
M.4.39	San Diego	W 57-28
M.1.40	*San Jose	L 27-46
M.2.40	*San Jose	L 18-31
J.20.41	*San Diego	L 27-44
J.21.41	*San Diego	W 50-39
F.24.41	*San Jose	L 48-53
F.25.41	*San Jose	L 37-41
M.2.42	*San Diego	W 35-33
M.3.42	*San Diego	W 40-34
M.4.42	*San Diego	L 45-46
M.5.42	*San Diego	W 66-47
J.11.45	San Jose	W 40-32
J.12.45	San Jose	L 40-51
F.22.46	San Diego	W 54-42
F.23.46	San Diego	W 47-35
J.13.47	*San Jose	L 25-48
F.17.47	*San Diego	W 42-39
F.9.48	*San Diego	L 39-55
M.1.48	*San Jose	L 49-61
J.7.49	*San Diego	2ot-L 52-55
F.5.49	*San Jose	L 55-65
J.13.50	*San Diego	L 52-60
F.17.50	*San Jose	L 48-59
F.23.51	San Jose	L 37-68
F.24.51	San Jose	L 46-50
F.29.52	San Diego	L 53-64
M.1.52	San Diego	W 61-60
F.27.53	San Jose	L 54-66
F.28.53	San Jose	L 61-77
J.28.55	*San Jose	L 46-59
D.19.55	San Diego	W 57-50
F.1.58	San Jose	L 60-63
D.12.58	San Diego (PO)	W 63-50
J.31.59	San Jose	L 39-48
J.30.60	San Jose	L 52-57
J.31.70	*San Diego (PG)	W 85-74
F.14.70	*San Jose	W 85-74
J.29.71	*San Jose	W 102-83
F.12.71	*San Diego (PG)	W 115-102
J.29.72	*San Jose	ot-L 63-65
F.19.72	*San Diego (PG)	W 80-73
J.6.73	*San Jose	L 50-52
F.17.73	*San Diego (PG)	W 76-73
J.10.74	*San Jose	L 69-81
M.2.74	*San Diego (PG)	W 73-71
F.8.75	*San Jose	L 73-77
F.13.75	*San Diego (PG)	W 95-77
F.5.76	*San Jose	W 73-71
F.14.76	*San Diego (PG)	L 74-82
M.6.76	N-Stockton (SF) (PC)	W 67-64
J.22.77	*San Diego (PG)	W 88-80
F.24.77	*San Jose	W 73-64
M.5.77	N-Anaheim (SF) (PC)	L 74-75
J.14.78	*San Jose	W 68-66
F.23.78	*San Diego (SA)	W 81-77
F.1.97	*San Jose	L 72-76
F.27.97	*San Diego (SA)	L 63-65
J.29.98	*San Diego (CA)	W 88-75
F.28.98	*San Jose	L 66-74
J.30.99	*San Jose (d)	L 57-82
F.27.99	*San Diego (CA)	W 75-72

PG - Peterson Gym, SA - San Diego Sports Arena - CA - Cox Arena, N - Neutral Site, d - Day Game, SF - Semifinal, PO - Poinsettia Tournament, PC - PCAA Tournament

over AP Top 25 teams (all away from home) and owns six victories over teams that advanced to last season's NCAA tournament.

San Diego State's success this season is centered around its defense, which is one of the best nationally, and an ever-evolving offense.

Defensively, SDSU could make a claim at being the best nationally. The Aztecs rank first in field-goal percentage defense and effective field-goal percentage defense, second in points allowed and three-point field-goal percentage defense, fourth in two-point field-goal percentage defense, 19th in blocked shots per game and 24th in fewest fouls per game.

San Diego State utilizes a fierce man-to-man defense, will trap out of full-court pressure and has shot blocking ability at the rim.

Everyone knows of San Diego State's defensive ability, but what has gone unreported is the Aztecs' improving offense. According to Kenpom, SDSU's offense is fourth in the Mountain West in conference games in points per possession at 1.073, despite shooting just 40.7 percent from the field in league games.

The Aztecs have been able to accomplish this despite the FG shooting because of four major reasons: (1) the Aztecs are shooting 39.6 percent for the season from three-point range, (2) San Diego State averages 13.9 offensive rebounds per game (28th nationally and first in the MW), (3) SDSU averages only 10.7 turnovers per game and has 33 turnovers total in its last four games, and (4) SDSU has made more free throws than its opponents have attempted.

Thames is having a tremendous senior season and has emerged as a candidate for conference player of the year and All-America honors. The point guard is leading the team in scoring (17.0), assists (45), steals (31) and three-point field goals (35). He is connecting on 46.7 percent from three-point range and 81.6 percent from the free throw line.

### Aztecs On Defense

- It is hard to imagine a team playing better defense than what San Diego State has so far this season. The Aztecs are allowing just 55.7 points per game, while limiting opponents to 35.4-percent field-goal shooting and a three-point field-goal percentage of 25.8.
- The Aztecs have held 11 of its last 12 opponents to 66 points or less and six straight opponents failed to crack 40.0-percent field-goal shooting until Boise State shot 42.9 percent back on Jan. 8. The last two foes have also failed to shoot 40.0 percent.
- Playing solid defense equates to winning for San Diego State. The Aztecs are 10-0 this season and 64-5 the last 69 games in which their opponent has shot 40 percent or less from the field. San Diego State has won 23 straight games and is 93-2 the last 95 times the Aztecs have shot better than its opponent from the field.
- Below is a current look at where San Diego State is in the national rankings (through Jan. 20).

CATEGORY	San Diego State	National Ranking	SDSU Record Book
Defensive Field-Goal Percentage	35.4	1st	new record; current: 39.3 (2012-13)
Defensive Effective Field-Goal Percentage	39.5	1st	
Points Allowed	55.7	2nd	new record, current: 59.2 (2010-11)
Defensive Two-Point Field-Goal Percentage	39.8	4th	
Defensive Three-Point Field-Goal Percentage	25.8	6th	new record; current: 31.0 (1989-90)
Blocked Shots Per Game	6.2	19th	

### Streaking Through California

- SDSU has won 38 straight games vs. teams from the state of California, a streak that dates to Dec. 2, 2009.
  - San Diego State has also beaten five Pac-12 schools during this remarkable run, including last season's victories over UCLA and USC.
  - The 38-game winning streak vs. California schools is the longest active streak in the country. Kansas was second with 10 straight wins vs. California teams until the Aztecs beat them on Jan. 5.
  - SDSU ranks second behind Syracuse (39) for the longest active winning streak vs. any one state (through Jan. 16).
- | School                      | Streak           |
|-----------------------------|------------------|
| Syracuse vs. New York       | 39 (34H, 5A)     |
| SDSU vs. California         | 38 (25H, 9A, 3N) |
| UConn vs. Connecticut       | 33 (32H, 1N)     |
| Ohio State vs. Pennsylvania | 22 (11H, 8A, 3N) |
| Brigham Young vs. Colorado  | 22               |
- Since the start of the 2010-11 season, San Diego State owns the best record of any school in California (97-22).

### Big Win

- San Diego State's win at Kansas was big considering the Jayhawks rarely lose at Allen Fieldhouse. With the win, the Aztecs snapped Kansas' 68-game winning streak vs. non-conference teams.
- SDSU became the third visiting team to win inside Allen Fieldhouse in Kansas' last 115 home games. The Aztecs join the 2012-13 Oklahoma State team and the 2010-11 Texas squad to win in Lawrence during that span.
- The Aztecs also broke Kansas' 11-game home winning streak and its 10-game winning streak over schools from the state of California.
- San Diego State became the first school to face Kansas riding a double-digit winning streak since Wake Forest (Dec. 7, 2000) and not have

## AMONG THE BEST

A look at where SDSU ranks in a couple of categories nationally.

### BEST FOOTBALL AND MEN'S BASKETBALL WINNING PERCENTAGE SINCE THE BEGINNING OF THE 2010-11 ACADEMIC YEAR (through Jan. 19)

Rk.	Team	W	L	Pct.
1.	Ohio State	139	32	81.3
2.	Louisville	143	43	76.9
3.	<b>San Diego State</b>	<b>133</b>	<b>41</b>	<b>76.4</b>
4.	Syracuse	137	44	75.7
5.	Michigan State	134	45	74.9
6.	Oregon	133	47	73.9
7.	Wisconsin	129	48	72.9
8.	Missouri	125	47	72.7
9.	Florida	129	50	72.1
10.	Brigham Young	128	52	71.1

### BEST MEN'S BASKETBALL WINNING PERCENTAGE SINCE THE BEGINNING OF THE 2010-11 SEASON (through Jan. 20)

Rk.	Team	W	L	Pct.
1.	Kansas	112	20	84.8
2.	Syracuse	109	21	83.8
3.	Ohio State	109	23	82.6
4.	Duke	103	22	82.4
5.	Wichita State	105	23	82.0
6.	<b>San Diego State</b>	<b>99</b>	<b>23</b>	<b>81.1</b>
	Gonzaga	99	23	81.1
8.	Louisville	106	28	79.1
9.	Kentucky	101	27	78.9
10.	Belmont	97	27	78.2

the Jayhawks break it. Kansas had stopped the last 13 teams that came into the game with a double-figure winning streak.

Other Tidbits from Kansas

- San Diego State led the final 32:08 of the game.
- San Diego State outrebounded Kansas, 51-39. It was the 11th time in 13 games that the Aztecs have outrebounded their opponent and marked just the second time this season the Jayhawks were outrebounded.
- San Diego State held Kansas to 29.8-percent field-goal shooting. It was the second-lowest field-goal percentage for the Jayhawks since Dec. 1, 1998, and the lowest at Allen Fieldhouse for Kansas since Dec. 1, 1998.
- The 57 points were the lowest output for Kansas in a home game since dropping a 59-55 decision to Kansas State on Jan. 14, 2006.

Holding Its Own

- The Aztecs are 3-1 this season vs. teams that reside in the AP Top 25 at game time. SDSU fell to No. 6 Arizona and beat No. 20 Creighton, No. 25 Marquette and No. 16 Kansas. All three wins came away from Montezuma Mesa.
- With its current three-game winning streak over AP Top-25 teams, San Diego State has accomplished something that had never been done prior to the Aztecs' win at Kansas.
- San Diego State is 13-15 in its last 28 games vs. teams that own an Associated Press Top-25 ranking.
- San Diego State is 5-3 in its last eight vs. AP-ranked teams at home and 7-10 in its last 17 at road/neutral sites.
- The Aztecs are 3-1 in their last four vs. AP-ranked sides in games played in San Diego.
- SDSU is 2-6 in its last eight vs. top-10 foes, which reaches back to the 2009-10 campaign. Prior to that, it was 3-25 in the first 28 occurrences.
- The aforementioned streaks are impressive considering San Diego State went 10-73 in its first 83 games vs. AP-ranked teams. Since then SDSU is 15-16 in its last 31.

Tough Away From Home

- San Diego State is 49-19 (72.1 percent) in road/neutral games since March 6, 2010. That is the fourth-highest winning percentage in the country during that time frame.

BEST ROAD/NEUTRAL RECORDS, SINCE MARCH 6, 2010 (Through Jan. 20)

Rk.	Team	W	L	Pct.
1.	Kansas	58	17	77.3
2.	Wichita State	50	17	74.6
3.	Duke	55	19	74.3
4.	San Diego State	49	19	72.1
5.	Ohio State	48	19	71.6
6.	Syracuse	47	19	71.2
7.	Gonzaga	46	20	69.7
8.	Belmont	53	25	67.9
9.	Louisville	45	22	67.2
10.	VCU	53	27	66.3

- Included in that stretch are victories at Kansas, at Arizona, at Gonzaga, at New Mexico (twice), at UNLV (three times), at California, at Utah and at USC. Also included are neutral court victories over UCLA, Marquette, Creighton, New Mexico, Brigham Young and Oklahoma.

Don't Let It Get Close

- San Diego State has been tough to beat when the score gets tight. In games decided by six points or less or in overtime, the Aztecs have the best record nationally since the start of the 2010-11 season.

BEST RECORD IN GAMES DECIDED BY SIX POINTS OR LESS OR IN OT, SINCE 2010-11 (through Jan. 20)

Rk.	Team	W	L	Pct.
1.	San Diego State	30	8	78.9
2.	Syracuse	29	10	74.4
3.	Louisiana Tech	28	10	73.7
	Memphis	28	10	73.7
5.	Notre Dame	24	10	70.6
	Kansas	24	10	70.6

15-Game Win Streak

- San Diego State's current 15-game winning streak is just the fifth double-digit win streak in the 93 seasons of Aztec Basketball.
- It should come as no surprise that four of the five win streaks of at least 10 games in length have come since 2010 and under the direction of head coach Steve Fisher.
- The previous four double-digit win streaks have all been broken away from San Diego (three times on the road, once at a neutral site) and twice have been broken by teams ranked in the nation's top 10.
- Below is a breakdown of the longest win streaks in school history.

LONGEST WIN STREAKS IN SCHOOL HISTORY

Rk.	Season	Games	Date Started	Date Ended	Team To End Streak	Final Record
1.	2010-11	20	11-13-10	1-26-11	at No. 9/9 Brigham Young - L, 58-71	34-3; NCAA Sweet 16
2.	2012-13	15	11-20-13	current		16-1
3.	1955-56	13	12-9-55	1-28-56	at Fresno State - L, 86-88	23-6
4.	2012-13	11	11-13-12	12-25-12	vs. No. 3/3 Arizona - L, 67-68	23-11; NCAA 3rd Round
	2011-12	11	12-4-11	1-28-12	at Colorado State - L, 60-77	26-8; NCAA 2nd Round

AZTEC SPECIALTY NUMBERS

SAN DIEGO STATE'S RECORD WHEN...

■ Double-Figure Scoring

Name	13-14	SDSU Career
Xavier Thames	14-1	35-8
JJ O'Brien	5-1	13-6
Winston Shepard	11-1	15-3
Josh Davis	8-0	8-0
Matt Shrigley	6-0	6-0
Dwayne Polee II	4-0	6-0
Skylar Spencer	3-0	4-0
Aqeel Quinn	3-0	3-0

■ Scoring 20-Plus Points

Name	13-14	SDSU Career
Xavier Thames	4-0	6-1
Winston Shepard	1-0	1-0

■ Grabbing 10-Plus Rebounds

Name	13-14	SDSU Career
Josh Davis	12-0	12-0
JJ O'Brien	1-0	3-1
Winston Shepard	1-0	1-0
Dwayne Polee II	1-0	1-0
Skylar Spencer		1-0
Xavier Thames		1-0

SAN DIEGO STATE SINGLE-GAME LEADERS

■ Scoring

Name	13-14	SDSU Career
Xavier Thames	12	18
JJ O'Brien	3	5
Winston Shepard	4	4

■ Rebounding

Name	13-14	SDSU Career
Josh Davis	14	14
JJ O'Brien	2	7
Xavier Thames		3
Winston Shepard	1	2
Dwayne Polee II	1	1
Skylar Spencer		1

■ Assists

Name	13-14	SDSU Career
Xavier Thames	9	37
JJ O'Brien	3	9
Winston Shepard	4	8
Aqeel Quinn	3	3
D'Erryl Williams	2	2
Dakarai Allen	1	1
Josh Davis	1	1

## POLL TRACKER

### SAN DIEGO STATE IN THE TOP-25 POLLS

Week	Associated Rk.	Press Points	Coaches Rk.	Points
Preseason	--	--	--	--
Nov. 11	--	--	--	--
Nov. 18	--	--	--	--
Nov. 25	--	--	--	--
Dec. 2	24	150	28	35
Dec. 9	25	159	24	65
Dec. 16	24	176	23	90
Dec. 23	20	378	20	177
Dec. 30	21	371	119	184
Jan. 6	13	823	15	379
Jan. 13	10	1,020	11	481
Jan. 20	7	1,211	7	594

### AP POLL BREAKDOWN

Total Polls Ranked	51
Top 10 Rankings	15
Longest Consecutive Polls Ranked	23
Current Streak	8

Seasons Ranked	4
Consecutive Seasons Ranked	4

Highest Ranking	4 (Jan. 24, 2011)
Record As Ranked Team	74-14
Record As Ranked Team vs. AP Top 25	4-6

### LAST TIME SAN DIEGO STATE WAS...

Ranked: Jan. 20, 2014
Ranked In The Top 15: Jan. 20, 2014 (7th)
Ranked In The Top 10: Jan. 20, 2014 (7th)
Ranked In The Top 5: Jan. 24, 2011 (4th)

RANK	WEEKS	RECORD
No. 1		
No. 2		
No. 3		
No. 4	1	1-1
No. 5		
No. 6	7	11-2
No. 7	5	8-0
No. 8		
No. 9	1	2-0
No. 10	1	2-0
No. 11	1	2-0
No. 12		
No. 13	4	3-4
No. 14	1	2-0
No. 15	1	0-2
No. 16	2	4-0
No. 17	4	6-1
No. 18	4	8-1
No. 19	1	1-0
No. 20	2	0-1
No. 21	2	4-0
No. 22	3	2-2
No. 23	1	1-0
No. 24	4	6-0
No. 25	6	9-0
<b>TOTALS</b>	<b>51</b>	<b>74-14</b>

## Something to Prove

- Winston Shepard has said on multiple occasions that he has something to prove and his last eight games might be the best stretch of his young career.
- The Houston native is averaging 14.5 points, 5.4 rebounds, 2.1 assists, 1.4 steals and 1.4 turnovers over his last eight games. He is also shooting 50.7 percent from the floor (37-73) and has gotten to the free-throw line 69 times.

## In Good Company

- Josh Davis has been a rebounding machine lately, averaging 13.1 rebounds in his last 11 outings (144 rebounds).
- More impressive is that over his last 11 games, Davis has pulled down 144 rebounds, which is more than Kawhi Leonard ever had during any 11-game stretch over his two-year career. The current San Antonio Spurs forward once had 136 rebounds in 11 games during the 2010-11 campaign.
- Davis has had some massive rebounding games this season, pulling down a career-high-tying 17 boards vs. McNeese State, 15 at Colorado State and 14 at Kansas. He also had 15 at San Diego, 14 vs. Southern Utah and 14 vs. UNLV.
- The double-digit rebounding effort vs. UNLV was his 51st of career and his performance at Colorado State was his 10th with at least 15 boards.

## Spark Plugs

- Aqeel Quinn has been a nice spark off the bench. Quinn is averaging 7.8 points, 3.0 rebounds, 1.4 assists and 1.0 steals in his last nine games.
- Dwayne Polee II has also been nice off the bench, averaging 7.1 points on 44.7-percent shooting from the floor for the season.
- Even though he has started three games, Matt Shrigley has been very productive off the bench. Shrigley has scored in double figures four times, made at least one three-pointer in 13 of 17 games and is averaging 6.4 points.

## 100 and Counting

- With its win over Southern Utah and leading by 34 points with five minutes to play, SDSU improved to 100-0 in its last 100 when leading with five minutes to go.
- The victory vs. UNLV ran San Diego State's streak to 108 games.
- During the streak, SDSU has held a lead of five points or less 23 times and lost its lead only five times.
- Of those five times, the Aztecs have only trailed by two points once (2009-10: vs. New Mexico in Las Vegas) and never trailed with under two minutes to play.
- Since the start of the 2011-12 campaign, only once in 12 tries have the Aztecs lost a lead and trailed after leading by five or fewer points with five minutes to play (at Fresno State in 2012-13).

## Double-Double Animal Style

- When he arrived on campus, Josh Davis was known as a double-double machine and he is certainly rounding into form lately with six in his last 10 games.
- Davis has 38 career double-doubles, which is the second most among active players in Division I (Augustine Rubit, South Alabama - 49).
- Over his last 10 games, Davis is averaging 9.7 points and 13.3 rebounds.

## X Marks the Spot

- Xavier Thames is the only player in the nation to average at least 16.0 points, shoot at least 46.0 percent from three-point range and have a minimum 30 three-point field goals, 40 assists and 30 steals.
- Thames, the National Player of the Week (CBSSports.com, NBCSports.com - Dec. 2; ESPN.com - Jan. 6) and Mountain West Player of the Week (Dec. 2, Jan. 6), enters the UNLV game having made 28 of his last 59 attempts from three-point distance (.475).
- At the Wooden Legacy, Thames connected on 56.3 percent of his field-goal attempts, including 11 of 15 from three-point range (.733).

## Passing Marks in Non-Conference Action

- San Diego State has won 48 straight non-conference games vs. unranked foes in the regular season.
- SDSU's last regular-season loss to an unranked non-conference opponent came on Dec. 19, 2009, at Arizona State.
- Since that Dec. 19, 2009, loss, the Aztecs have gone 55-5 in non-conference action vs. all foes.

## Rank and File

- San Diego State is ranked in the AP poll for the eighth consecutive week.
- This is the fourth straight season SDSU has been ranked in the AP after never being ranked in the first 40 Division I seasons of the program.
- San Diego State is only nationally ranked team in the Mountain West.

## Not Too Bad

- San Diego State is 74-14 all-time when it is ranked in at least one of the two major top-25 polls.
- The Aztecs are 70-8 all-time as an AP Top-25 club when facing an unranked opponent.

## 40 and Below

- SDSU held three consecutive opponents to below 40 points earlier this season. Southern Utah scored 39, McNeese State put up 36, and St. Katherine posted 35.
- San Diego State became the first Division I school to accomplish the feat since Oregon State in 2000 and just the second program to do it in the last 18 seasons.
- The Aztecs' accomplishment was a first as a Division I program, which dates to 1970-71.
- The last time San Diego State held three straight opponents to below 40 points was in February of 1947. The Aztecs gave up 31 to Fresno State on Feb. 14, 37 to the Bulldogs on Feb. 15, and 39 to San Jose State on Feb. 17.
- The last time the Aztecs accomplished the feat in non-league action was on Dec. 28, 1946, when they allowed 38 to Chico State, 36 to Northern Arizona (Dec. 30, 1946) and 38 to Pepperdine (Jan. 3, 1947).

## Revisiting the St. Katherine Game

- SDSU put forth a remarkable effort in a 118-35 win over St. Katherine College on Dec. 27. Below are some nuggets on the game.
- The 83-point margin of victory was the largest in SDSU's Division I history. The record was 60, when SDSU beat Morgan State, 128-68, on Dec. 1, 1984.
- San Diego State became the first Division I men's basketball team since 2000 to hold three consecutive opponents to less than 40 points and just the second school to do it in the past 18 seasons (Oregon State, 2000).
- The Aztecs had 57 rebounds, which were the most ever in a game at Viejas Arena.
- SDSU posted its most points (63) at the half (previous high was 58 vs. Redlands on Dec. 30, 2011) and had its largest lead at the half (46) (previous best was 34 vs. Redlands on Dec. 30, 2011) in the Steve Fisher era.
- The scoring effort marked the 40th time in SDSU Division I history in which the Aztecs scored at least 100 points in a game and first time since Dec. 12, 2006 (119 vs. Campbell).
- The 118 points were the fifth most in San Diego State's Division I history.

## Breaking the Big East Curse

- In eight tries, SDSU never beat a Big East team until it faced No. 20/18 Creighton. The win over the Bluejays snapped that streak and the Aztecs later put a W2 in the streak column after defeating No. 25/rv Marquette to win the Wooden Legacy.

## Only 24 Hours? No Problem

- San Diego State's win over No. 20/18 Creighton is more impressive when considering it had less than 24 hours to prepare.
- The victory should come as no surprise because under Steve Fisher, the Aztecs are 15-0 in their last 15 regular-season games when they have 24 hours or less to prepare for a foe.
- In their last 11 postseason games with 24 hours or less to prepare, the Aztecs are 8-3.

## Mountain West's Best

- Since the beginning of the Mountain West in 1999-00, San Diego State has won more men's basketball championships than any other current member of the league. Here is the list of current Mountain West schools with their regular-season championships (includes ties) and tournament championships: 1. San Diego State 7, 2. New Mexico 6, 3. UNLV 4, 4. Wyoming 2, 5. Air Force 1 and Colorado State 1.

### MOUNTAIN WEST RECORDS, SINCE 2010-11 SEASON (includes MW Championship)

Rk.	Team	W	L	Pct.	RS Championships	Tourney Championships
1.	San Diego State	44	15	74.6	2	1
2.	New Mexico	42	17	71.2	2	2
3.	UNLV	36	22	62.1	0	0
4.	Colorado State	33	24	57.9	0	0
5.	Boise State	15	22	40.5	0	0
6.	Utah State	2	3	40.0	0	0
7.	Air Force	20	35	36.4	0	0
8.	Nevada	7	15	31.8	0	0
9.	Wyoming	16	38	29.6	0	0
10.	Fresno State	6	17	26.1	0	0
11.	San José State	0	6	00.0	0	0

## The Defense Does Not Rest

- SDSU has held its last 20 non-conference opponents to 70 points or less in games played at home. Only one has hit the 70-point plateau (UC Santa Barbara last season).
- In those 20 games, San Diego State is 19-1 with the only loss coming to No. 6/5 Arizona.
- In the aforementioned 20 games, only two teams have shot above 40.0 percent from the field (UC Santa Barbara, 47.4 percent; No. 6/5 Arizona, 44.6 percent).
- This season, the Aztecs forced UC Riverside into committing 21 turnovers, the most by a Division I opponent since Long Beach State finished with 23 miscues on Nov. 19, 2011.
- SDSU jumped out to a 21-0 lead before beating San Diego Christian by 52 points. The Aztecs held the Hawks to 22.2 percent shooting from the field and forced 23 turnovers.
- San Diego State held leads of 11-0, 21-2 and 37-4, before allowing 11 first-half points to Southern Utah, the fewest in a half since the 1996-97 campaign and the second-fewest allowed in a Division I game this season.
- Against McNeese State, the Aztecs outscored the Cowboys, 44-18, in the second half to post the 29-point win.
- Finally vs. St. Katherine College, SDSU held the Firebirds to 35 points and beat them by 83 points.

## Elite Company

- SDSU is one of 10 schools nationally to have won at least 23 games and advanced to the NCAA tournament in each of the last four seasons. The others are Duke, Gonzaga, Kansas State, Missouri, Ohio State, Syracuse, Temple, UNLV and Wisconsin. Against that group of nine, the Aztecs have gone a combined 8-4 the last four seasons.
- With the SDSU football team making the Famous Idaho Potato Bowl, San Diego State is one of six schools nationally to have advanced to four straight bowl games and four straight NCAA tournaments. The other five include Kansas State, Louisville, Michigan State, Notre Dame and Wisconsin.

## SDSU Inks Top-15 Signing Class

- San Diego State signed four high school standouts on Nov. 13, the first day of the signing period, in Zylan Cheatham, Trey Kell, Malik Pope and Kevin Zabo.
- Rivals.com has the Aztecs' class at No. 12 nationally, 247Sports.com also has it at No. 12, Scout.com considers the group the 13th-best in America, and ESPN.com rates it as the 14th-best crop of players to sign National Letters of Intent.
- Pope headlines the group as a five-star player, while Cheatham and Kell are considered four-star athletes. Zabo is a three-star point guard from Canada.

## MOUNTAIN WEST

### ■ Standings

Team	Overall	Conference
San Diego State	16-1	5-0
New Mexico	13-4	4-1
Nevada	9-9	4-1
Boise State	13-5	3-2
Colorado State	12-7	3-3
Air Force	9-8	3-3
Wyoming	11-6	2-2
Utah State	12-5	2-3
UNLV	11-7	2-3
Fresno State	8-11	1-5
San José State	6-12	0-6

*\*\*Entering Jan. 21\*\**

### ■ Schedule

Tuesday, Jan. 21

Boise State at New Mexico, 6:15 p.m. PT

Wednesday, Jan. 22

Wyoming at Air Force, 6 p.m. PT

Nevada at Fresno State, 7 p.m. PT

San Diego State at San José State, 7 p.m. PT

Utah State at UNLV, 8 p.m. PT

Saturday, Jan. 25

New Mexico at Colorado State, 1 p.m. PT

Nevada at Wyoming, 1 p.m. PT

San José State at Boise State, 3 p.m. PT

Fresno State at UNLV, 7 p.m. PT

San Diego State at Utah State, 8 p.m. PT

Tuesday, Jan. 28

New Mexico at Utah State, 8 p.m. PT

Wednesday, Jan. 29

Air Force at Boise State, 6 p.m. PT

Colorado State at Nevada, 7 p.m. PT

Wyoming at Fresno State, 7 p.m. PT

UNLV at San José State, 7 p.m. PT

Saturday, Feb. 1

Air Force at Nevada, 3 p.m. PT

Utah State at Wyoming, 3 p.m. PT

Colorado State at San Diego State, 4 p.m. PT

Boise State at UNLV, 5 p.m. PT

San José State at New Mexico, 5 p.m. PT

### ■ SDSU Mountain West Players of the Week

Xavier Thames

Dec. 2, 2013 (CBSSports.com, NBCSports.com National PoW)

Jan. 6, 2014 (ESPN.com, NetScouts National PoW)

## AZTECS IN THE NBA

### KAWHI LEONARD

San Antonio Spurs  
Forward/Guard, 6-7, 230  
Third Season  
■ 2013 NBA Finalist  
■ 2012 All-Rookie First Team  
■ 2011 NBA Draft Pick (1st round, 15th overall)  
■ SDSU letters: 2010, 2011

### MALCOLM THOMAS

San Antonio Spurs  
Forward, 6-9, 225  
Third Season  
■ 2011-12: San Antonio Spurs  
■ 2012-13: Golden State Warrior, Chicago Bulls  
■ SDSU letters: 2010, 2011

### JAMAAL FRANKLIN

Memphis Grizzlies  
Guard, 6-5, 191  
First Season  
■ 2013 NBA Draft Pick (2nd round, 11th pick, 41st overall)  
■ SDSU letters: 2011, 2012, 2013

## Davis Named Preseason MW Newcomer of the Year

- Josh Davis was voted the preseason Mountain West Newcomer of the Year by media who cover the league.
- Davis is a graduate transfer from Tulane who averaged 17.6 points and 10.7 rebounds, ranked fourth in double-doubles (19) and eighth in rebounding in the NCAA last season.
- Davis is the third Aztec in the last three seasons to earn preseason newcomer-of-the-year honors (Dwayne Polee II, Xavier Thames) and sixth overall.

## #AztecMBB Picked Fourth in Preseason Poll

- San Diego State was picked to finish in fourth in the preseason MW media poll.
- The Aztecs earned 212 points, just two shy of second-place holders, UNLV and Boise State.
- New Mexico was picked to win the league with 263 points and 23 of 24 first-place votes. UNLV had the other first-place consideration.

## 20 Wins, Again

- San Diego State posted its 18th 20-win campaign last season, 11th during the Division I era and ninth under Steve Fisher, including eight consecutive.
- Steve Fisher has won at least 20 games in a campaign 15 times. Of those, nine have come while coaching the Aztecs.
- San Diego State is one of 18 schools that have won at least 20 games eight seasons in a row. The other 17 are Akron, BYU, Butler, Duke, Florida, Gonzaga, Kansas, Louisville, Marquette, Memphis, North Carolina, Ohio State, Pittsburgh, Syracuse and Utah State. Prior to USU joining the Mountain West this year, SDSU was the only conference school to accomplish the feat.

## Trends

- San Diego State has won 32 of its last 33 games when shooting at least 40 percent from the field and a minimum 25 percent from three-point range.
- San Diego State has won 44 of its last 45 when shooting at least 40 percent from the field, at least 25 percent from three-point range and at least 67 percent from the free-throw line.
- Since Feb. 10, 2010, San Diego State is 41-1 when scoring at least 76 points. The Aztecs have won 23 straight games when reaching that plateau.
- The Aztecs have won 42 games in a row when shooting 50 percent or better from the field.

## Nearly Unbeatable

- San Diego State truly has a homecourt advantage and its record inside Viejas Arena speaks for itself. The Aztecs are 71-6 in their last 77 home games and went 14-1 at Viejas a year ago.
- Since the start of the 2005-06 campaign, the Aztecs are 121-15 inside Viejas and have suffered just one three-loss season at home (2007-08).
- Only 10 teams have won inside Viejas Arena since the start of 2005-06. Of the 10, five were non-conference foes.

## Madhouse on the Mesa

- The entire San Diego State home slate is sold out this season, which features 16 regular-season games. Viejas Arena seats 12,414.
- During the Aztecs' 34-3 Sweet 16 season in 2010-11, they sold out Viejas Arena 13 out of 15 dates. In 2011-12, SDSU played in front of a full house 11 times and performed for more than 10,800 fans 19 different times. And last season, the entire 15-game schedule was sold out.





## X MARKS THE SPOT

**AZTEC HIGHS:** Team-leading 17.0 points, 2.7 assists, 1.8 steals, .467 3-point field-goal percentage, .816 free-throw percentage.

**VIP STATUS:** Is the only Div. I player averaging at least 16.0 points, shooting at least 46.0 percent from 3-point distance, dished at least 40 assists, have at least 30 steals and made a minimum of 30 3-pointers.

**RINGING ENDORSEMENT:** Starting point guard and 3-year starter for the No. 7/7 Aztecs.

**NATIONAL LOVE:** 2-time national player of the week this season (Dec. 2 - NBCSports.com, CBSSports.com; Jan. 6 - ESPN.com, NetScouts).

**AMONG THE BEST:** Rated in the Mountain West top 10 in steals (1st), 3-point field-goal percentage (5th), scoring (7th) and 3-point field goals made (10th).

# XAVIER THAMES san diego state aztecs men's basketball

2013-14 All-America Candidate | Mountain West Player of the Year Candidate

Senior | Guard | 6-3 | 195 | Sacramento, Calif.

#AztecMBB: Four Consecutive NCAA Tournament Appearances | Seven-Time Mountain West Champions

# 2014 #AztecMBB Recruiting Class

**AZTEC FOR LIFE**

## SAN DIEGO STATE<sup>™</sup> BASKETBALL



6-8 205  
**F**

**Malik POPE**

Laguna Creek HS (Elk Grove, CA)



6-7 205  
**F**

**Zylan CHEATHAM**

South Mountain HS (Phoenix, AZ)



6-4 190  
**G**

**Trey KELL**

St. Augustine HS (San Diego, CA)



6-2 185  
**G**

**Kevin ZABO**

Brewster Academy (Wolfeboro, NH)

San Diego State has received signed National Letters of Intent from four highly regarded prep standouts. The quartet makes up what is widely considered as the **top signing class in program history**.



### HEAD COACH STEVE FISHER

“The thing I like about this group is they were talked about nationally, but they were talked about in our staff meetings long before we started recruiting them. Rarely do you get every player that makes an official visit. **We had four official visits, and all four of them have committed to us.**”



### INDIVIDUAL PROSPECT RANKINGS

#### ESPN 100

52. Malik Pope  
79. Trey Kell  
87. Zylan Cheatham

#### RIVALS 150

17. Malik Pope  
73. Zylan Cheatham  
118. Trey Kell

#### SCOUT

26. Malik Pope  
68. Zylan Cheatham  
71. Trey Kell

#### 247SPORTS

27. Malik Pope  
74. Zylan Cheatham  
113. Trey Kell  
123. Kevin Zabo



**@ebosshoops**

Eric Bossi | National Basketball Recruiting Analyst for rivals.com

Checking in at **No. 9 overall**, the Aztecs have one heck of a class coming to San Diego.

### 5 THE FIFTH PIECE

Junior transfer Angelo Chol will join the incoming group as an eligible player in 2014 after sitting out this season. Chol was a 4-star recruit, rated the **#73** prospect in the country in the Rivals 150 for the class of 2011.








# BASKETBALL PERFORMANCE CENTER

On Nov. 12, San Diego State announced plans to break ground in spring 2014, on a 23,500-square-foot Basketball Performance Center. The \$14.5-million facility will be located just south of Fowler Athletics Center and east of the San Diego State football practice fields. The Basketball Performance Center will include:

- Two full-length basketball courts
- Locker rooms
- Team lounges
- Coaches locker rooms
- Eight baskets
- Film rooms
- Athletic training room

"This has been a priority for the basketball programs for some time and will help both basketball programs immensely. This will be another showcase facility for the athletic department as well as the University as a whole." - SDSU head coach Steve Fisher



# SDSU Broadcast Roster

No. 7/7 San Diego State at San José State | The Event Center | January 22, 2014



**# 0**  
**SKYLAR SPENCER**

Forward  
6-10, 235, Sophomore-1L  
Inglewood, Calif.  
Price High

PPG: 4.5 RPG: 4.4 APG: 0.4  
FG%: 54.0 3FG: 0/0 FT%: 8/18



**# 2**  
**XAVIER THAMES**

Guard  
6-3, 190, Senior-2L  
Sacramento, Calif.  
Washington State

PPG: 17.0 RPG: 2.8 APG: 2.7  
FG%: 42.9 3FG: 46.7 FT%: 81.6



**# 4**  
**DAKARAI ALLEN**

Guard  
6-5, 195, Freshman-HS  
Elk Grove, Calif.  
Sheldon High

PPG: 3.3 RPG: 1.5 APG: 0.6  
FG%: 43.2 3FG: 0/0 FT%: 55.6



**# 5**  
**DWAYNE POLEE II**

Forward  
6-7, 195, Junior-1L  
Los Angeles, Calif.  
St. John's

PPG: 7.1 RPG: 3.0 APG: 0.3  
FG%: 44.7 3FG: 33.3 FT%: 12/13



**# 10**  
**AQEEL QUINN**

Guard  
6-3, 200, Junior-TR  
Gardena, Calif.  
Cal State Northridge

PPG: 6.4 RPG: 2.3 APG: 1.6  
FG%: 36.6 3FG: 38.6 FT%: 73.7



**# 11**  
**D'ERRYL WILLIAMS**

Guard  
6-2, 200, Freshman-HS  
Sacramento, Calif.  
Sheldon High

PPG: 0.3 RPG: 1.0 APG: 0.9  
FG%: 0/7 3FG: 0/0 FT%: 2/2



**# 12**  
**JAMES JOHNSON**

Forward  
6-10, 235, Junior-1L  
San Diego, Calif.  
Virginia

PPG: 2.0 RPG: 2.2 APG: 0.2  
FG%: 42.9 3FG: 0/0 FT%: 6/8



**# 13**  
**WINSTON SHEPARD**

Forward  
6-8, 205, Sophomore-1L  
Houston, Texas  
Findlay Prep


PPG: 13.1 RPG: 4.9 APG: 2.1  
FG%: 44.5 3FG: 17.6 FT%: 65.3



**# 20**  
**JJ O'BRIEN**

Forward  
6-7, 220, Junior-1L  
Rancho Cucamonga, Calif.  
Utah

PPG: 9.3 RPG: 5.4 APG: 1.1  
FG%: 47.8 3FG: 4/10 FT%: 62.1



**# 22**  
**JOSH DAVIS**

Forward  
6-8, 215, Senior-TR  
Raleigh, N.C.  
Tulane


PPG: 9.0 RPG: 11.5 APG: 1.1  
FG%: 45.2 3FG: 0/0 FT%: 46.4



**# 24**  
**RYAN STATEN**

Guard  
6-2, 190, Junior-SQ  
San Pablo, Calif.  
Piedmont High

PPG: 1.2 RPG: 1.4 APG: 0.2  
FG%: 3/5 3FG: 0/0 FT%: 0/3



**# 40**  
**MATT SHRIGLEY**

Forward  
6-6, 195, Freshman-RS  
San Diego, Calif.  
La Costa Canyon High

PPG: 6.4 RPG: 1.6 APG: 0.8  
FG%: 39.8 3FG: 38.1 FT%: 57.9



**Head Coach**  
**STEVE FISHER**

- 23rd full season as head coach • 481-254
- 15th year at San Diego State • 297-172
- 1989 NCAA champion
- 3 NCAA Championship game appearances
- 11 NCAA Tournament appearances (17 postseason appearances overall)
- 2012 MW Coach of the Year, USBWA District IX Coach of the Year | 2011 Naismith National Coach of the Year, NABC National Coach of the Year, MWC Co-Coach of the Year, USBWA District IX Coach of the Year

## San Diego State Coaches and Staff

Brian Dutcher, associate head coach/head coach in waiting  
Justin Hutson, assistant coach  
David Velasquez, assistant coach  
Mark Fisher, assistant to the head coach  
Matt Soria, director of basketball operations  
Tim Shelton director of player development  
Tom Abdenour, athletic trainer



## 2013-14 SAN DIEGO STATE ALPHABETICAL ROSTER

No.	Name	Pos.	Ht.	Wt.	Yr.	Exp.	Most Recent Div. I Season			Hometown (High School/Previous School)
							PPG	RPG	APG	
4	Dakarai Allen	G	6-5	195	Fr.	HS	--	--	--	Elk Grove, Calif. (Sheldon High)
22	Josh Davis	F	6-8	215	Sr.	TR	17.6	10.7	1.7	Raleigh, N.C. (Athens Drive (N.C.) High/Tulane Univ.)
33	Niksha Federico	F	6-6	185	Fr.	HS	--	--	--	San Diego, Calif. (Cathedral Catholic High)
12	James Johnson	F	6-10	235	Jr.	1L	1.1	0.2	0.1	San Diego, Calif. (Elsinore High/Univ. of Virginia)
32	Desmond Maxwell	G	6-0	165	Fr.	HS	--	--	--	View Park, Calif. (Crenshaw High)
20	JJ O'Brien	F	6-7	220	Jr.	1L	7.2	4.5	1.5	Rancho Cucamonga, Calif. (Alta Loma High/Univ. of Utah)
5	Dwayne Polee II	F	6-7	195	Jr.	1L	2.8	1.9	0.2	Los Angeles, Calif. (Westchester High/St. John's Univ.)
10	Aqeel Quinn	G	6-3	200	Jr.	TR	6.8	2.1	1.7	Gardena, Calif. (Leuzinger High/CS Northridge)
13	Winston Shepard	F	6-8	205	So.	1L	5.7	3.5	2.0	Houston, Texas (Findlay Prep (Nev.))
40	Matt Shrigley	F	6-6	195	Fr.	RS	--	--	--	San Diego, Calif. (La Costa Canyon High)
0	Skylar Spencer	F	6-10	235	So.	1L	2.9	2.9	0.2	Inglewood, Calif. (Price High)
24	Ryan Staten	G	6-2	190	Jr.	SQ	0.4	0.2	0.0	San Pablo, Calif. (Piedmont High)
2	Xavier Thames	G	6-3	195	Sr.	2L	9.5	2.7	2.4	Sacramento, Calif. (Pleasant Grove High/Washington State Univ.)
11	D'Erryl Williams	G	6-2	200	Fr.	HS	--	--	--	Sacramento, Calif. (Sheldon High)
23	Kibret Woldemichael	G	5-7	150	Fr.	HS	--	--	--	San Marcos, Calif. (Mission Hills High)

## 2013-14 SAN DIEGO STATE NUMERICAL ROSTER

No.	Name	Pos.	Ht.	Wt.	Yr.	Exp.	Most Recent Div. I Season			Hometown (High School/Previous School)
							PPG	RPG	APG	
0	Skylar Spencer	F	6-10	235	So.	1L	2.9	2.9	0.2	Inglewood, Calif. (Price High)
2	Xavier Thames	G	6-3	195	Sr.	2L	9.5	2.7	2.4	Sacramento, Calif. (Pleasant Grove High/Washington State Univ.)
4	Dakarai Allen	G	6-5	195	Fr.	HS	--	--	--	Elk Grove, Calif. (Sheldon High)
5	Dwayne Polee II	F	6-7	195	Jr.	1L	2.8	1.9	0.2	Los Angeles, Calif. (Westchester High/St. John's Univ.)
10	Aqeel Quinn	G	6-3	200	Jr.	TR	6.8	2.1	1.7	Gardena, Calif. (Leuzinger High/CS Northridge)
11	D'Erryl Williams	G	6-2	200	Fr.	HS	--	--	--	Sacramento, Calif. (Sheldon High)
12	James Johnson	F	6-10	235	Jr.	1L	1.1	0.2	0.1	San Diego, Calif. (Elsinore High/Univ. of Virginia)
13	Winston Shepard	F	6-8	205	So.	1L	5.7	3.5	2.0	Houston, Texas (Findlay Prep (Nev.))
20	JJ O'Brien	F	6-7	220	Jr.	1L	7.2	4.5	1.5	Rancho Cucamonga, Calif. (Alta Loma High/Univ. of Utah)
22	Josh Davis	F	6-8	215	Sr.	TR	17.6	10.7	1.7	Raleigh, N.C. (Athens Drive (N.C.) High/Tulane Univ.)
23	Kibret Woldemichael	G	5-7	150	Fr.	HS	--	--	--	San Marcos, Calif. (Mission Hills High)
24	Ryan Staten	G	6-2	190	Jr.	SQ	0.4	0.2	0.0	San Pablo, Calif. (Piedmont High)
32	Desmond Maxwell	G	6-0	165	Fr.	HS	--	--	--	View Park, Calif. (Crenshaw High)
33	Niksha Federico	F	6-6	185	Fr.	HS	--	--	--	San Diego, Calif. (Cathedral Catholic High)
40	Matt Shrigley	F	6-6	195	Fr.	RS	--	--	--	San Diego, Calif. (La Costa Canyon High)

<b>Head Coach:</b>	Steve Fisher (Illinois State, 1967)
<b>Associate Head Coach:</b>	Brian Dutcher (Minnesota, 1982)
<b>Assistant Coaches:</b>	Justin Hutson (CSU Bakersfield, 1994), David Velasquez (San Diego State, 2007)
<b>Assistant to the Head Coach:</b>	Mark Fisher (Michigan, 2001)
<b>Director of Operations:</b>	Matt Soria (San Diego State, 2002)
<b>Director of Player Development:</b>	Tim Shelton (San Diego State, 2011)

## ELIGIBLE IN 2014-15

No.	Name	Pos.	Ht.	Wt.	Yr.	Exp.	Most Recent Div. I Season			Hometown (High School/Previous School)
							PPG	RPG	APG	
3	Angelo Chol	F	6-9	225	Jr.	TR	1.9	2.0	0.1	San Diego, Calif. (Hoover High/Univ. of Arizona)
14	Parker U'u	G	6-4	210	So.	TR	1.4	1.1	0.2	Sacramento, Calif. (Jesuit High/Univ. of Hartford)

## PRONUNCIATIONS

<b>Dakarai Allen:</b>	Duh-KAR-ee Allen
<b>Aqeel Quinn:</b>	Uh-KEEL Quinn
<b>Ryan Staten:</b>	Ryan State-in
<b>Xavier Thames:</b>	Xavier Th-AIMS
<b>Parker U'u:</b>	Parker You-you
<b>D'Erryl Williams:</b>	Dee-AIR-ol Williams



# STEVE FISHER

23rd-Full Season • 15th Season at SDSU • Illinois State, 1967

Steve Fisher has guided the Aztec basketball program to unparalleled heights. In 14 seasons, he has taken a program that regularly missed out on the conference postseason tournament, to one which has become one of the best programs in the country.

The best news for SDSU fans is that the school exercised its contract option on Fisher prior to the 2011-12 season, which keeps the coach on Montezuma Mesa through 2014-15.

When Fisher arrived on the scene in March of 1999, he found a basketball program that wasn't good enough to be called average. The Aztecs had suffered through 13 losing seasons in 14 years. Members of the school's last NCAA team were in the early stages of middle age. The expectations were set. The Aztecs were expected to lose. The year before Fisher's arrival on campus, San Diego State won just four games.

Now those days are a distant memory. Fisher has guided San Diego State to the NCAA Tournament six times, including four straight with third-round appearances in two of the last three years. In 2011, he led SDSU to a 34-3 record and a berth in the Sweet 16. Fisher has also taken the Aztecs to the NIT four times, including their run to the national semifinals in 2009. San Diego State has currently been to the postseason eight straight years.

On March 26, 1999, San Diego State announced its arrival on the basketball scene when it introduced Fisher as its new coach. Fresh from a stint with the Sacramento Kings and with three appearances in the Final Four and a national championship in his pocket, he rolled up his sleeves and went to work. And work was needed. It looked to be a daunting challenge and yet the man with one of the highest winning percentages in NCAA Tournament history had no reservations.

No head-coaching career, at any level, started quicker than that of Fisher. Six games into his head-coaching career he was undefeated and sporting a national championship ring. And the success didn't stop with the national title.

Fisher's eight-plus seasons at Michigan produced a 184-82 (.692) record, nine postseason tournament berths and three trips to the NCAA championship game, including the magical run to the 1989 national title.

Under Fisher, the Wolverines also claimed an NIT championship, won at least 20 games four times and finished among the top three in the powerful Big Ten Conference five times. In 1995, Michigan set a league record by holding opponents to just 39.4 percent shooting from the floor.

Fisher and Co., raised the bar even higher in the postseason. His seven NCAA Tournament teams at Michigan combined for a 20-6 record, which put him fourth among active coaches and ninth in NCAA history with a winning percentage of .769 in the national bracket after his stint in Ann Arbor. Only 13 coaches have taken more teams to the Final Four, including just five that are still active. He is one of three coaches to take three squads to the Final Four in the first five years of a head-coaching career, and one of just six coaches to lead a team to a NIT title as well as the NCAA.

His accomplishments may be even greater at San Diego State. In 2001-02 he led the Aztecs to the postseason for the first time since 1985 and for just the fourth time ever. The 21 wins were second most for the school as a Division I program and the most since 1985. The fact that those numbers came after just three seasons signifies what is one of the great turnarounds in college basketball.

He followed that up with a third consecutive season with a .500 or better record in 2002-03 and led SDSU back to the postseason for the second consecutive season for only the second time in the school's Division I history. In addition, SDSU claimed its first Division I postseason victory with a win in the NIT.

In 2006-07, he led SDSU to the MW regular season and tournament crowns and a berth in the NCAA Tournament. That team finished with a Division I then-school-record 24 wins. And the last seven seasons, Fisher has led the Aztecs to seven additional 20-win seasons, including five straight 23-win campaigns, and seven consecutive postseason appearances. In 2012, in what was perceived as a rebuilding year, Fisher led SDSU to a 26-8 record, a spot in the NCAA Tournament and its second straight Mountain West regular-season title. Then last season, Fisher and the Aztecs advanced to the third round of the NCAAs for the second time in three years with their third-ever NCAA tournament win.

## RECORD BREAKDOWN

	Career
Home	273-73
Away	125-143
Neutral	83-37

### By Month

November	71-24
December	130-42
January	108-68
February	85-69
March	81-46
April	4-2

### Games Decided By/In

1-Point Games	23-9
2 Points	24-20
3 Points or Less	89-60
Overtime	35-16

## ► Steve Fisher Year-By-Year

Year	School	W	L	Pct.	Conference			Postseason/Honors
					W	L	Pct.	
1989	Michigan	6	0	1.000	-	-	-	NCAA Champions
1989-90	Michigan	23	8	.742	12	6	.667	NCAA Second Round
1990-91	Michigan	14	15	.483	7	11	.389	NIT First Round
1991-92	Michigan	25	9	.735	11	7	.611	NCAA Runner-Up, <i>Basketball Times</i> Coach of the Year
1992-93	Michigan	31	5	.861	15	3	.833	NCAA Runner-Up
1993-94	Michigan	24	8	.750	13	5	.722	NCAA Regional Finalist
1994-95	Michigan	17	14	.548	11	7	.611	NCAA First Round
1995-96	Michigan	20	12	.625	10	8	.556	NCAA First Round
1996-97	Michigan	24	11	.686	9	9	.500	NIT Champions
<b>Eight Full Seasons at UM</b>		<b>184</b>	<b>82</b>	<b>.692</b>	<b>88</b>	<b>56</b>	<b>.611</b>	<b>7 NCAA Tournaments, 9 Postseason Appearances</b>
Year	School	W	L	Pct.	W	L	Pct.	Postseason/Honors
1999-00	San Diego State	5	23	.179	0	14	.000	
2000-01	San Diego State	14	14	.500	4	10	.286	8th-most improved team in the country (Sagarin Ratings)
2001-02	San Diego State	21	12	.636	7	7	.500	NCAA First Round; Aztecs' first NCAA trip since 1985
2002-03	San Diego State	16	14	.552	6	8	.429	NIT Second Round; Aztecs reach postseason in consecutive yrs
2003-04	San Diego State	14	16	.483	5	9	.357	Two players that earned all-league honors return in 04-05
2004-05	San Diego State	11	18	.379	4	10	.286	Young Aztecs drop seven games by four points or less or in overtime
2005-06	San Diego State	24	9	.727	13	3	.813	MWC regular season and tournament champs; NCAA berth
2006-07	San Diego State	22	11	.667	10	6	.625	NIT Second Round; First road win in D-I postseason tourney
2007-08	San Diego State	20	13	.606	9	7	.563	NIT First Round; Third straight 20-win season
2008-09	San Diego State	26	10	.722	11	5	.688	NIT Semifinals; Fourth straight 20-win year; SDSU-record 26 wins
2009-10	San Diego State	25	9	.735	11	5	.667	NCAA First Round, MWC tournament champions
2010-11	San Diego State	34	3	.919	14	2	.875	NCAA Sweet 16; MWC champions (co-reg. season, tourney); MWC COY
2011-12	San Diego State	26	8	.765	10	4	.714	NCAA Second Round; MW co-reg. season champs; MW COY
2012-13	San Diego State	23	11	.676	9	7	.563	NCAA Third Round; Fifth straight season with at least 23 wins
2013-14	San Diego State	16	1	.941	5	0	1.000	
<b>15 Seasons at SDSU</b>		<b>297</b>	<b>172</b>	<b>.633</b>	<b>118</b>	<b>97</b>	<b>.549</b>	<b>6 NCAA Tournaments; 10 Postseason Appearances</b>
		W	L	Pct.	W	L	Pct.	Postseason/Honors
<b>23-Full Season Career</b>		<b>481</b>	<b>254</b>	<b>.654</b>	<b>206</b>	<b>153</b>	<b>.574</b>	<b>13 NCAA Tournaments, 19 Postseason Appearances</b>

## SEASON/CAREER HIGHS

### Points

Season 13 at Kansas (1-5-14)  
Career 13 at Kansas (1-5-14)

### Rebounds

Season 9 at Kansas (1-5-14)  
9 at Colorado State (1-1-14)  
Career 11 at USC (11-25-12)

### Assists

Season 2 vs. UNLV (1-18-14)  
Career 2 vs. UNLV (1-18-14)  
2 vs. Nevada (2-23-13)

### Field Goals

Season 6 at San Diego (12-5-13)  
Career 6 at San Diego (12-5-13)

### Field Goals Attempted

Season 10 at Kansas (1-5-14)  
Career 10 at Kansas (1-5-14)

### Three-Point Field Goals

Season  
Career

### Three-Point FG Attempted

Season  
Career

### Free Throws

Season 3 at Kansas (1-5-14)  
Career 4 vs. Ark.-Pine Bluff (11-21-12)

### Free Throws Attempted

Season 4 at Kansas (1-5-14)  
4 vs. San Diego Christian (11-20-13)  
Career 7 vs. Ark.-Pine Bluff (11-21-12)

### Steals

Season 2 vs. Fresno State (1-15-14)  
2 vs. San Diego Christian (11-20-13)  
Career 3 vs. New Mexico (1-26-13)

### Blocked Shots

Season 6 at Kansas (1-5-14)  
Career 6 at Kansas (1-5-14)

### Minutes Played

Season 33 vs. UNLV (1-18-14)  
Career 33 vs. UNLV (1-18-14)



# 0 • SKYLAR SPENCER

FORWARD • 6-9 • 235 • SOPHOMORE - 1L  
INGLEWOOD, CALIF. (PRICE HIGH)

## BIG NOTES

- ▶ 16 of his 33 rebounds the last six games have come on the offensive glass.
- ▶ Became the all-time SDSU and MW freshman leader in blocked shots (51) last year.
- ▶ Has 67 blocks in his last 30 games (2.2) dating to 2012-13.
- ▶ Has made 57 of his last 99 field-goal attempts (.576) dating to last season.
- ▶ Has at least one blocked shot in 40 games, including 20 of his last 21, and multiple blocks 25 times in his career.
- ▶ Has blocked multiple shots in nine of his last 11 games (32 blocks; 2.9).
- ▶ Has 44 blocked shots this season through 17 games. Last year, he had 51 in 34 games.
- ▶ Has made seven of his last 11 free-throws after starting the season 1-for-7.

## SEASON HIGHLIGHTS

- ▶ Blocked a team-high two shots vs. UC Riverside (11-8-13) in his first-ever start.
- ▶ Matched his career high with four blocked shots in only 17 minutes vs. San Diego Christian (11-20-13).
- ▶ Blocked a game-high three shots and grabbed a then-season-high six rebounds vs. College of Charleston (11-28-13).
- ▶ Made both of his field-goal attempts to finish with a season-high four points vs. No. 25/rv Marquette (12-1-13).
- ▶ Set a then-career high with 12 points and matched his then-season high with six rebounds at San Diego (12-5-13).
- ▶ Had a career-high five blocked shots vs. Washington (12-8-13).
- ▶ Swatted a game-high two shots vs. Southern Utah (12-18-13).
- ▶ Pulled down a then-season-high eight boards and blocked a game-high four shots in a then-career-high 31 minutes vs. McNeese State (12-21-13).
- ▶ Scored 10 points, grabbed four boards and blocked two shots vs. St. Katherine College (12-27-13).
- ▶ Grabbed a season-high nine rebounds and blocked a game-high four shots in a career-high 32 minutes at Colorado State (1-1-14).
- ▶ Enjoyed one of the best games of his career with a personal-best 13 points, a career-high six blocked shots and a season-high nine rebounds, including six offensive, at No. 16/17 Kansas (1-5-14).
- ▶ Had a season-high-matching two steals and blocked a game-high two shots vs. Fresno State (1-14-15).
- ▶ Made all three field-goal attempts en route to six points, while blocking a team-high four shots and dishing out a career-high two assists vs. UNLV (1-18-14).

## 2013-14 GAME-BY-GAME STATISTICS

Opponent	GS	FG	3FG	FT	O-D-R	PF	TP	A	TO	B	S	MP
UC Riverside	*	1-5	0-0	0-0	0-3-3	0	2	1	0	2	1	19
Arizona	*	0-0	0-0	0-0	0-2-2	2	0	0	0	1	0	21
San Diego Christian	*	1-2	0-0	1-4	2-1-3	1	3	1	0	4	2	17
vs. College of Charleston	*	1-3	0-0	0-2	1-5-6	1	2	0	2	3	0	27
vs. Creighton	*	1-1	0-0	0-0	1-2-3	0	2	0	0	1	0	13
vs. Marquette	*	2-2	0-0	0-0	2-0-2	5	4	1	0	1	0	21
at San Diego	*	6-7	0-0	0-0	4-2-6	4	12	0	1	2	1	28
Washington	*	3-4	0-0	0-0	2-1-3	3	6	0	0	5	0	29
Southern Utah	*	2-4	0-0	0-1	0-2-2	2	4	0	1	2	0	21
McNeese State	*	0-1	0-0	2-2	1-7-8	0	2	0	2	4	1	31
St. Katherine	*	4-7	0-0	2-2	0-4-4	0	10	1	0	2	1	16
at Colorado State*	*	2-6	0-0	0-1	4-5-9	1	4	0	0	4	1	32
at Kansas	*	5-10	0-0	3-4	6-3-9	4	13	0	3	6	0	26
Boise State*	*	3-4	0-0	0-0	3-1-4	4	6	0	0	1	1	20
at Air Force*	*	0-1	0-0	2-2	0-1-1	1	0	0	0	0	0	13
Fresno State*	*	0-3	0-0	0-0	1-2-3	1	0	0	0	2	2	21
UNLV*	*	3-3	0-0	0-0	2-5-7	3	6	2	1	4	0	33
at San José State*												
at Utah State*												
Colorado State*												
at Boise State*												
Nevada*												
at Wyoming*												
Air Force*												
Utah State*												
at New Mexico*												
San José State*												
at Fresno State*												
at UNLV*												
New Mexico*												
at MW Championship												

## ► SPENCER CAREER STATISTICS

Year	G-GS	Min.-Avg.	FG-FGA	Pct.	3P-3PA	Pct.	FT-FTA	Pct.	OR	DR	Reb	Avg.	PF-D	AT	TO	BS	ST	Pts	Avg.
12-13	34-0	484-14.2	43-65	.662	0-0	.000	11-29	.379	40	60	100	2.9	50-0	6	17	51	10	97	2.9
13-14	17-17	388-22.8	34-63	.540	0-0	.000	8-18	.444	29	46	75	4.4	32-1	6	10	44	10	76	4.5
<b>Totals</b>	<b>51-17</b>	<b>872-17.1</b>	<b>77-128</b>	<b>.602</b>	<b>0-0</b>	<b>.000</b>	<b>19-47</b>	<b>.404</b>	<b>69</b>	<b>106</b>	<b>175</b>	<b>3.4</b>	<b>82-1</b>	<b>12</b>	<b>27</b>	<b>95</b>	<b>20</b>	<b>173</b>	<b>3.4</b>

## SEASON/CAREER HIGHS

### Points

Season 29 vs. Marquette (12-1-13)  
Career 29 vs. Marquette (12-1-13)

### Rebounds

Season 7 vs. UNLV (1-18-14)  
7 vs. Boise State (1-8-14)  
Career 10 at UCSB (11-26-11)

### Assists

Season 6 s. Washington (12-8-13)  
Career 11 at San Diego (12-7-11)

### Field Goals

Season 8 vs. Fresno State (1-15-14)  
8 at Colorado State (1-1-14)  
Career 8 vs. Fresno State (1-15-14)  
8 at Colorado State (1-1-14)

### Field Goals Attempted

Season 16 at Kansas (1-5-14)  
16 vs. Marquette (12-1-13)  
16 vs. Arizona (11-14-13)  
Career 16 at Kansas (1-5-14)  
16 vs. Marquette (12-1-13)  
16 vs. Arizona (11-14-13)

### Three-Point Field Goals

Season 5 vs. Marquette (12-1-13)  
Career 5 vs. Marquette (12-1-13)  
5 vs. UCLA (12-1-12)

### Three-Point FG Attempted

Season 7 vs. McNeese State (12-21-13)  
Career 7 vs. McNeese State (12-21-13)

### Free Throws

Season 11 vs. UNLV (1-18-14)  
Career 13 at UCSB (11-26-11)

### Free Throws Attempted

Season 12 vs. UNLV (1-18-14)  
Career 16 at UCSB (11-26-11)

### Steals

Season 5 at Colorado State (1-1-14)  
Career 5 at Colorado State (1-1-14)  
5 vs. Syracuse (11-11-12)

### Blocked Shots

Season  
Career 2 vs. Fresno State (2-9-13)  
2 at Missouri State (11-17-12)

### Minutes Played

Season 36 vs. Marquette (12-1-13)  
36 vs. Arizona (11-14-13)  
Career 41 at UCSB (11-26-11)



# 2 • XAVIER THAMES

GUARD • 6-3 • 192 • SENIOR - 2L  
SACRAMENTO, CALIF. (WASHINGTON STATE)

## BIG NOTES

- Is the only player in the nation averaging at least 16.0 points and shooting at least 46.0 percent from three-point range with a minimum of 30 three-point makes, 40 assists and 30 steals (through Jan. 19).
- Named the national player of the week (ESPN.com) and the MW Player of the Week on Jan. 6.
- Named the national player of the week (CBSSports.com, NBCSports.com) and the MW Player of the Week (first career) on Dec. 2, 2013.
- Named the DIRECTV Wooden Legacy Most Outstanding Player.
- Made 181 of his last 219 free-throw attempts dating back to 2011-12 (82.6 percent), including 73 of his last 88 (82.9 percent).
- Scored in double figures in 19 of his last 23 outings dating to last year, including 13 of his last 14 and a career-long seven straight.
- Put together back-to-back career-high scoring performances (26 vs. Creighton, 29 vs. Marquette) in the final two games of the Wooden Legacy.
- Has made 28 of his last 59 attempts from three-point distance (47.5 percent).
- Last nine games: 33 assists, 19 steals, 14 turnovers.
- Has at least two steals in five of his last eight games (18 steals).
- Has four 20-point scoring efforts this season and came into the season with three for his career, all of which came in 2011-12.

## SEASON HIGHLIGHTS

- Led all scorers with 15 points and all players with four steals vs. UC Riverside (11-8-13).
- Set season highs in points (team-high 19) and assists (team-high 2) vs. No. 6/5 Arizona (11-14-13).
- Made 4-of-6 shots (2-4 3FG) en route to 11 points vs. College of Charleston (11-28-13).
- Exploded for a then-career-high 26 points vs. No. 20/18 Creighton (11-29-13) after connecting on 7-of-10 from the field (season-high four three-pointers) and 8-of-10 from the free-throw line.
- Stayed hot by making a career-high-tying 5-of-6 from three-point distance and 10-of-11 from free-throw line en route for a career-high 29 points vs. No. 25/rv Marquette (12-1-13).
- Led the team with 17 points and a game-high four assists at San Diego (12-5-13).
- Led all players with 19 points and a season-high six assists vs. Washington (12-8-13).
- In only 20 minutes, scored a game-high 16 points and led all players with four assists vs. Southern Utah (12-18-13).
- Had a team-high three assists and added three steals vs. McNeese State (12-21-13).
- Finished with 10 points, four assists and three steals vs. St. Katherine College (12-27-13).
- Poured in a game-high 23 points, scoring 11 straight at one point, and tied his career high with five steals at Colorado State (1-1-14).
- Made all four free-throw attempts, en route to a game-high 16 points, in the final eight seconds to seal the win at No. 16/17 Kansas (1-5-14).
- Led the team with 16 points, a game-high three assists and a game-high three steals, while grabbing a season-high seven rebounds vs. Boise State (1-8-14).
- Turned in 16 points and a game-high five assists at Air Force (1-12-14).
- Went off for a game-high 28 points on a career-high eight field goals (8-for-13) and 9-of-11 from the free-throw line vs. Fresno State (1-15-14).
- Led all players with 18 points and four assists, while grabbing a season-high seven rebounds and making a season-high 11 free-throws vs. UNLV (1-18-14).

## 2013-14 GAME-BY-GAME STATISTICS

Opponent	GS	FG	3FG	FT	O-D-R	PF	TP	A	TO	B	S	MP
UC Riverside	*	5-12	2-6	3-4	0-1-1	0	15	1	0	0	4	21
Arizona	*	5-16	2-4	7-9	1-4-5	1	19	2	3	0	2	36
San Diego Christian	*	2-4	1-2	0-0	1-0-1	1	5	1	0	0	0	15
vs. College of Charleston	*	4-6	2-4	1-2	0-3-3	2	11	2	2	0	2	24
vs. Creighton	*	7-10	4-5	8-10	1-2-3	3	26	1	4	0	1	33
vs. Marquette	*	7-16	5-6	10-11	2-1-3	1	29	1	2	0	1	36
at San Diego	*	4-11	1-3	8-10	1-3-4	4	17	4	4	0	1	32
Washington	*	6-14	1-5	6-7	0-1-1	2	19	6	1	0	1	35
Southern Utah	*	6-9	3-5	1-3	0-1-1	1	16	4	0	0	1	20
McNeese State	*	1-13	1-7	2-2	0-3-3	2	5	3	2	0	3	31
St. Katherine	*	4-8	2-4	0-1	0-3-3	0	10	4	1	0	3	21
at Colorado State*	*	8-13	3-6	4-4	1-2-3	1	23	1	3	0	5	32
at Kansas	*	5-16	2-4	4-4	0-1-1	4	16	2	2	0	2	35
Boise State*	*	5-12	0-2	6-9	1-6-7	3	16	3	0	0	3	32
at Air Force*	*	5-11	2-3	4-4	0-0-0	4	16	5	1	0	1	28
Fresno State*	*	8-13	3-5	9-11	0-1-1	3	28	1	0	0	0	34
UNLV*	*	3-14	1-4	11-12	1-6-7	4	18	4	4	0	1	35
at San José State*												
at Utah State*												
Colorado State*												
at Boise State*												
Nevada*												
at Wyoming*												
Air Force*												
Utah State*												
at New Mexico*												
San José State*												
at Fresno State*												
at UNLV*												
New Mexico*												
at MW Championship												

## MISCELLANEOUS STATS/SAN DIEGO STATE RECORD

Category	2013-14 Season Games	SDSU W/L	Career Games
Double-Figure Scoring	15	14-1	47
Double-Figure Assists	0	0-0	1
Double-Figure Rebounds	0	0-0	1
Double-Doubles	0	0-0	2
Led SDSU in Scoring	12	11-1	18
Led SDSU in Rebounding	0	0-0	3
Led SDSU in Assists	9	8-1	37
20+ Point Games	4	4-0	7
6+ Assist Games	1	1-0	11
Consecutive Games	Current	Long	
Double-Figure Scoring	7	7	
With At Least 1 Assist	19	49	
Played 30 or More Minutes	2	16	
Consecutive Made FTs	8	24	

## ► THAMES CAREER STATISTICS

Year	G-GS	Min.-Avg.	FG-FGA	Pct.	3P-3PA	Pct.	FT-FTA	Pct.	OR	DR	Reb	Avg.	PF-D	AT	TO	BS	ST	Pts	Avg.
09-10*	31-4	546-17.6	54-131	.412	9-34	.265	25-39	.641	13	32	45	1.5	59-0	38	29	1	24	142	4.6
11-12	31-30	1048-33.8	98-244	.402	16-52	.308	101-122	.828	15	85	100	3.2	69-1	128	78	7	30	313	10.1
12-13	30-25	861-28.7	87-248	.351	37-104	.356	75-92	.815	14	67	81	2.7	42-0	72	53	9	31	286	9.5
13-14	17-17	500-29.4	85-198	.429	35-75	.467	84-103	.816	9	38	47	2.8	36-0	45	29	0	31	289	17.0
<b>Totals</b>	<b>109-76</b>	<b>2955-27.1</b>	<b>324-821</b>	<b>.395</b>	<b>97-265</b>	<b>.366</b>	<b>285-356</b>	<b>.801</b>	<b>51</b>	<b>222</b>	<b>273</b>	<b>2.5</b>	<b>206-1</b>	<b>283</b>	<b>189</b>	<b>17</b>	<b>116</b>	<b>1030</b>	<b>9.4</b>

\* at WASHINGTON STATE



## CAREER HIGHS

### Points

Career 8 vs. Southern Utah (12-18-13)  
8 vs. Marquette (12-1-13)  
8 vs. San Diego Christian (11-20-13)

### Rebounds

Career 3 vs. Marquette (12-1-13)  
3 vs. UC Riverside (11-8-13)

### Assists

Career 3 vs. St. Katherine (12-27-13)

### Field Goals

Career 3 vs. Southern Utah (12-18-13)  
3 vs. Marquette (12-1-13)  
3 vs. San Diego Christian (11-20-13)

### Field Goals Attempted

Career 7 vs. Marquette (12-1-13)

### Three-Point Field Goals

Career

### Three-Point FG Attempted

Career

### Free Throws

Career 7 vs. UC Riverside (11-8-13)

### Free Throws Attempted

Career 8 vs. Southern Utah (12-18-13)  
8 vs. UC Riverside (11-8-13)

### Steals

Career 3 vs. St. Katherine (12-27-13)  
3 vs. Southern Utah (12-18-13)  
3 vs. San Diego Christian (11-20-13)

### Blocked Shots

Career 3 vs. Washington (12-8-13)

### Minutes Played

Career 25 vs. Southern Utah (12-18-13)



# 4 • DAKARAI ALLEN

GUARD • 6-5 • 195 • FRESHMAN - HS  
ELK GROVE, CALIF. (SHELDON HIGH)

## SEASON HIGHLIGHTS

- Scored seven points all on free throws (7-8) in 20 minutes vs. UC Riverside (11-8-13)... The 20 minutes were the most of any Aztec reserve.
- Played a bench-high 20 minutes vs. No. 6/5 Arizona (11-14-13).
- Set career highs in points (8) and steals (3) vs. San Diego Christian (11-20-13).
- Was 2-for-2 from the field and finished with five points in 13 minutes vs. College of Charleston (11-28-13).
- Matched his career high with eight points and three rebounds vs. No. 25/rv Marquette (12-1-13).
- Set a career high with three blocked shots vs. Washington (12-8-13).
- Scored a career-high eight points to go along with a career-best three steals and 25 minutes vs. Southern Utah (12-18-13).
- Started his first career game vs. McNeese State (12-21-13) and finished with one point, two rebounds, two blocked shots and two steals in 19 minutes.
- Had a career-high three assists and three steals, while adding six points vs. St. Katherine College (12-27-13).
- Led all Aztecs with two assists at Colorado State (1-1-14).
- Finished with two points and a blocked shot in just six minutes vs. Fresno State (1-15-14).

## 2013-14 GAME-BY-GAME STATISTICS

Opponent	GS	FG	3FG	FT	O-D-R	PF	TP	A	TO	B	S	MP
UC Riverside		0-0	0-0	7-8	1-2-3	1	7	1	2	0	1	20
Arizona		1-2	0-0	1-2	1-1-2	4	3	0	0	1	0	20
San Diego Christian		3-6	0-0	2-3	1-1-2	3	8	1	1	1	3	22
vs. College of Charleston		2-2	0-0	1-1	1-1-2	5	5	0	0	0	0	13
vs. Creighton		0-3	0-0	0-0	1-1-2	1	0	1	0	0	0	16
vs. Marquette		3-7	0-0	2-2	2-1-3	2	8	0	0	0	2	17
at San Diego		1-3	0-0	2-4	1-1-2	3	4	1	0	0	1	13
Washington		0-2	0-0	0-0	0-1-1	3	0	0	1	3	0	11
Southern Utah		3-6	0-0	2-8	1-1-2	0	8	0	0	0	3	25
McNeese State	*	0-1	0-0	1-2	0-2-2	3	1	0	1	2	2	19
St. Katherine		2-3	0-0	2-2	2-0-2	0	6	3	1	1	3	14
at Colorado State*		0-0	0-0	0-2	1-0-1	4	0	2	0	0	0	10
at Kansas		0-0	0-0	0-0	0-0-0	0	0	0	0	0	0	1
Boise State*		0-0	0-0	0-0	0-0-0	2	0	0	1	0	0	4
at Air Force*		0-1	0-0	0-0	0-0-0	1	0	0	0	0	0	8
Fresno State*		1-1	0-0	0-2	0-0-0	1	2	0	0	1	0	6
UNLV*		DNP-CD										
at San José State*												
at Utah State*												
Colorado State*												
at Boise State*												
Nevada*												
at Wyoming*												
Air Force*												
Utah State*												
at New Mexico*												
San José State*												
at Fresno State*												
at UNLV*												
New Mexico*												
at MW Championship												

## ► ALLEN CAREER STATISTICS

Year	G-GS	Min.-Avg.	FG-FGA	Pct.	3P-3PA	Pct.	FT-FTA	Pct.	OR	DR	Reb	Avg.	PF-D	AT	TO	BS	ST	Pts	Avg.
13-14	16-1	219-13.7	16-37	.432	0-0	.000	20-36	.556	12	12	24	1.5	33-1	9	7	9	15	52	3.3

## SEASON/CAREER HIGHS

### Points

Season	19 vs. St. Katherine (12-27-13)
Career	19 vs. St. Katherine (12-27-13)

### Rebounds

Season	12 vs. St. Katherine (12-27-13)
Career	12 vs. St. Katherine (12-27-13)

### Assists

Season	2 vs. Boise State (1-8-14)
Career	3 vs. Gonzaga (3-17-11)

### Field Goals

Season	8 vs. St. Katherine (12-27-13)
Career	8 vs. St. Katherine (12-27-13)

### Field Goals Attempted

Season	11 vs. St. Katherine (12-27-13)
Career	16 at Saint Mary's (11-16-11)

### Three-Point Field Goals

Season	3 vs. St. Katherine (12-27-13)
Career	3 vs. St. Katherine (12-27-13) 3 vs. Wyoming (2-19-13)

### Three-Point FG Attempted

Season	6 at San Diego (12-5-13)
Career	6 at San Diego (12-5-13)

### Free Throws

Season	2 at Air Force (1-12-14) 2 vs. San Diego Christian (11-20-13) 2 vs. UC Riverside (11-8-13)
Career	4 vs. UCSB (12-6-12) 4 vs. Texas Southern (12-3-12) 4 vs. SD Christian (11-13-12) 4 vs. Gonzaga (3-17-11)

### Free Throws Attempted

Season	3 vs. San Diego Christian (11-20-13)
Career	6 vs. CSU Bakersfield (1-3-13) 6 vs. SD Christian (11-13-12)

### Steals

Season	3 vs. UNLV (1-18-14) 3 vs. San Diego Christian (11-20-13) 3 vs. UC Riverside (11-8-13)
Career	3 vs. UNLV (1-18-14) 3 vs. San Diego Christian (11-20-13) 3 vs. UC Riverside (11-8-13) 3 vs. Gonzaga (3-17-11)

### Blocked Shots

Season	4 vs. UNLV (1-18-14)
Career	4 vs. UNLV (1-18-14)

### Minutes Played

Season	20 vs. St. Katherine (12-27-13) 20 vs. San Diego Christian (11-20-13)
Career	31 at Notre Dame (1-8-11)



# 5 • DWAYNE POLEE II

FORWARD • 6-7 • 195 • JUNIOR - 1L  
LOS ANGELES, CALIF. (ST. JOHN'S)

## BIG NOTES

- Has made 27 of his last 31 free-throws dating to last season (87.1 percent).
- Has 12 steals in 14 games played this season. Last year, he had six steals in 26 games.
- Has four double-figure scoring games off the bench, which leads all SDSU reserves.

## SEASON HIGHLIGHTS

- Recorded a career-high three steals, while adding six points, three rebounds and a team-high two blocked shots in 14 minutes off the bench vs. UC Riverside.
- Matched his career high with three steals and six made field goals, while finishing with 14 points and seven rebounds vs. San Diego Christian (11-20-13).
- Contributed 11 points and four rebounds in 17 minutes off the bench vs. No. 20/18 Creighton (11-29-13).
- Poured in 12 points, including six on three-pointers, in 18 minutes at San Diego (12-5-13).
- Chipped in five points off the bench vs. Washington (12-8-13).
- Posted his first career double-double with a career-high 19 points and personal-best 12 rebounds in only 20 minutes vs. St. Katherine (12-27-13).
- Finished with seven points, three rebounds and a season-high two assists vs. Boise State (1-8-14).
- Contributed five points, a blocked shots and a steal in 13 minutes vs. Fresno State (1-15-14).
- Set a career-high with four blocked shots and three steals, while adding six points and four rebounds, including three offensive, vs. UNLV (1-18-14).

## 2013-14 GAME-BY-GAME STATISTICS

Opponent	GS	FG	3FG	FT	O-D-R	PF	TP	A	TO	B	S	MP
UC Riverside	2-7	0-2	2-2	0-3-3	1	6	0	3	2	3	14	
Arizona	DNP-CD											
San Diego Christian	6-10	0-1	2-3	1-6-7	4	14	0	2	1	3	20	
vs. College of Charleston	2-4	1-1	0-0	0-0-0	0	5	0	3	0	0	8	
vs. Creighton	4-7	2-5	1-1	0-4-4	0	11	0	0	1	0	17	
vs. Marquette	1-6	0-3	0-0	0-1-1	2	2	0	0	0	0	12	
at San Diego	5-10	2-6	0-0	1-0-1	1	12	1	1	0	0	18	
Washington	2-3	1-2	0-0	0-0-0	1	5	0	0	1	0	13	
Southern Utah	DNP-Injured											
McNeese State	DNP-Injured											
St. Katherine	8-11	3-3	0-0	3-9-12	2	19	0	1	0	1	20	
at Colorado State*	1-4	0-3	1-1	1-3-4	3	3	0	1	0	0	18	
at Kansas	1-2	1-2	0-0	0-1-1	0	3	0	2	1	0	6	
Boise State*	2-6	1-3	2-2	0-3-3	2	7	2	1	0	0	15	
at Air Force*	0-4	0-1	2-2	0-1-1	5	2	1	1	1	1	11	
Fresno State*	2-5	1-3	0-0	0-1-1	1	5	0	1	1	1	13	
UNLV*	2-6	0-1	2-2	3-1-4	2	6	0	1	4	3	18	
at San José State*												
at Utah State*												
Colorado State*												
at Boise State*												
Nevada*												
at Wyoming*												
Air Force*												
Utah State*												
at New Mexico*												
San José State*												
at Fresno State*												
at UNLV*												
New Mexico*												
at MW Championship												

## MISCELLANEOUS STATS/SAN DIEGO STATE RECORD

Category	2013-14 Season Games	SDSU W/L	Career Games
Double-Figure Scoring	4	4-0	11
Double-Figure Rebounds	1	1-0	1
Double-Doubles	1	1-0	1
Led SDSU in Scoring	0	0-0	0
Led SDSU in Rebounding	1	1-0	1
Led SDSU in Assists	0	0-0	0
20+ Point Games	0	0-0	0
2+ Steal Games	3	3-0	6
Consecutive Games	Current	Long	
Double-Figure Scoring	0	2	
With At Least 1 Rebound	7	7	
15+ Minutes Played	1	7	
Consecutive Games Played	7	48	

## ► POLEE II CAREER STATISTICS

Year	G-GS	Min.-Avg.	FG-FGA	Pct.	3P-3PA	Pct.	FT-FTA	Pct.	OR	DR	Reb	Avg.	PF-D	AT	TO	BS	ST	Pts	Avg.
10-11*	33-27	491-14.9	62-136	.456	5-22	.227	17-27	.630	26	55	81	2.5	51-0	19	20	15	17	146	4.4
12-13	26-0	245-9.4	23-54	.426	6-18	.333	20-28	.714	13	36	49	1.9	23-0	4	16	4	6	72	2.8
13-14	14-0	203-14.5	38-85	.447	12-36	.333	12-13	.923	9	33	42	3.0	24-1	4	17	12	12	100	7.1
<b>Totals</b>	<b>73-27</b>	<b>939-12.9</b>	<b>123-275</b>	<b>.447</b>	<b>23-76</b>	<b>.303</b>	<b>49-68</b>	<b>.721</b>	<b>48</b>	<b>124</b>	<b>172</b>	<b>2.4</b>	<b>98-1</b>	<b>27</b>	<b>53</b>	<b>31</b>	<b>35</b>	<b>318</b>	<b>4.4</b>

\* at ST. JOHN'S

## SEASON/CAREER HIGHS

### Points

Season	14 vs. St. Katherine (12-27-13)
	14 vs. Southern Utah (12-18-13)
Career	17 at Pepperdine (12-10-11)

### Rebounds

Season	7 vs. Southern Utah (12-18-13)
Career	7 vs. Southern Utah (12-18-13)

### Assists

Season	6 vs. St. Katherine (12-27-13)
Career	7 vs. UC Irvine (2-5-11)

### Field Goals

Season	5 vs. Southern Utah (12-18-13)
Career	6 vs. UC Irvine (12-29-11)

### Field Goals Attempted

Season	12 vs. McNeese State (12-21-13)
Career	14 vs. UC Irvine (12-29-11)

### Three-Point Field Goals

Season	4 vs. St. Katherine (12-27-13)
Career	4 vs. St. Katherine (12-27-13)

### Three-Point FG Attempted

Season	8 vs. McNeese State (12-21-13)
Career	9 vs. UC Irvine (12-29-11)

### Free Throws

Season	3 at Kansas (1-5-14)
Career	7 at Cal Poly (1-21-12)
	7 vs. Long Beach State (1-7-12)
	7 at Pepperdine (12-10-11)

### Free Throws Attempted

Season	5 vs. Southern Utah (12-18-13)
Career	9 vs. Long Beach State (1-7-12)

### Steals

Season	5 vs. McNeese State (12-21-13)
Career	5 vs. McNeese State (12-21-13)

### Blocked Shots

Season	1 at Air Force (1-12-14)
	1 at Colorado State (1-1-14)
Career	1 at Air Force (1-12-14)
	1 at Colorado State (1-1-14)
	1 vs. Pacific (1-12-12)
	1 vs. UC Irvine (12-29-11)
	1 at Washington (12-22-11)
	1 vs. Pacific (12-17-11)
	1 vs. CSU Bakersfield (11-30-11)
	1 vs. CS Fullerton (3-10-11)
	1 vs. UC Irvine (2-5-11)
	1 at UC Santa Barbara (1-29-11)

### Minutes Played

Season	26 at Air Force (1-12-14)
	26 vs. Southern Utah (12-18-13)
Career	36 vs. UC Irvine (12-29-11)



# 10 • AQEEL QUINN

GUARD • 6-3 • 200 • JUNIOR - TR  
GARDENA, CALIF. (CS NORTHRIDGE)

## BIG NOTES

- Last nine games: 70 points; 7.8 ppg.
- Has 12 assists in his last eight games to go along with eight steals.
- Played at least 20 minutes six times this season, including five of the last nine.
- Had made a three-pointer in nine of his last 10 games in which he has attempted a three.

## SEASON HIGHLIGHTS

- Posted two points, one assist and one steal in 14 minutes in his first-ever game as an Aztec vs. UC Riverside (11-8-13).
- Led the team in minutes (24) and finished with six points and a team-high five assists vs. San Diego Christian (11-20-13).
- Set a season high with two rebounds, while adding five points and a team-high two assists vs. College of Charleston (11-28-13).
- Scored an SDSU career-high 14 points and pulled down a career-best seven rebounds in a season-high 26 minutes vs. Southern Utah (12-18-13).
- Performed well off the bench for a second straight game after he finished with 12 points, two assists and a career-high five steals vs. McNeese State (12-21-13).
- Scored a season-high 14 points, including a career-high four three-pointers, a game-and season-high six assists, zero turnovers and two steals vs. St. Katherine (12-27-13).
- Knocked down a pair of three-pointers en route to eight points and blocked his first shot of the season at Colorado State (1-1-14).
- Pulled down six rebounds, which was one off his career high, and added three points at No. 16/17 Kansas (1-5-14).
- Knocked down a trio of three-pointers for nine points vs. Boise State (1-8-14).
- Played a season-high 26 minutes and finished with three points, four rebounds and two assists at Air Force (1-12-14).
- Dropped in five points and one rebound in 14 minutes vs. UNLV (1-18-14).

## 2013-14 GAME-BY-GAME STATISTICS

Opponent	GS	FG	3FG	FT	O-D-R	PF	TP	A	TO	B	S	MP
UC Riverside	0-4	0-2	2-2	0-0-0	1	2	1	0	0	1	14	
Arizona												
San Diego Christian	2-7	1-5	1-1	0-1-1	3	6	5	5	0	1	24	
vs. College of Charleston	2-3	1-2	0-0	0-2-2	1	5	2	1	0	0	11	
vs. Creighton												
vs. Marquette												
at San Diego												
Washington	0-0	0-0	0-0	0-0-0	1	0	0	0	0	0	2	
Southern Utah	5-11	2-5	2-5	2-5-7	2	14	1	1	1	0	1	26
McNeese State	4-12	2-8	2-2	1-2-3	0	12	2	1	0	5	23	
St. Katherine	4-8	4-6	2-4	1-2-3	0	14	6	0	0	2	20	
at Colorado State*	3-5	2-3	0-0	1-0-1	3	8	1	2	1	0	12	
at Kansas	0-4	0-0	3-3	1-5-6	3	3	0	0	0	0	15	
Boise State*	3-7	3-7	0-0	0-0-0	1	9	0	0	0	0	21	
at Air Force*	1-3	1-3	0-0	1-3-4	1	3	2	1	1	0	26	
Fresno State*	0-1	0-1	2-2	0-2-2	1	2	1	1	0	1	11	
UNLV*	2-6	1-2	0-0	0-1-1	0	5	0	1	0	0	14	
at San José State*												
at Utah State*												
Colorado State*												
at Boise State*												
Nevada*												
at Wyoming*												
Air Force*												
Utah State*												
at New Mexico*												
San José State*												
at Fresno State*												
at UNLV*												
New Mexico*												
at MW Championship												

## MISCELLANEOUS STATS/SAN DIEGO STATE RECORD

Category	2013-14 Season Games	SDSU W/L	Career Games
Double-Figure Scoring	3	3-0	11
20-Point Games	0	0-0	0
Led SDSU in Scoring	0	0-0	0
Led SDSU in Rebounding	0	0-0	0
Led SDSU in Assists	3	3-0	3
Multiple 3FG	5	5-0	17
Multiple Steals	2	2-0	10
One Turnover or Less	11	11-0	44
Consecutive Games	Current	Long	
Consecutive Games Played	10	32	
Without Fouling Out	49	49	
Scoring A Point	9	20	
Double-Figure Scoring	0	3	
With At Least 1 Assist	0	6	

## ► QUINN CAREER STATISTICS

Year	G-GS	Min.-Avg.	FG-FGA	Pct.	3P-3PA	Pct.	FT-FTA	Pct.	OR	DR	Reb	Avg.	PF-D	AT	TO	BS	ST	Pts	Avg.
10-11*	32-0	405-12.7	29-88	.330	16-37	.432	28-36	.778	7	38	45	1.4	46-1	51	38	3	16	102	3.2
11-12*	23-10	486-21.1	44-151	.291	20-77	.260	49-59	.831	12	37	49	2.1	39-0	39	41	5	15	157	6.8
13-14	13-0	219-16.8	26-71	.366	17-44	.386	14-19	.737	7	23	30	2.3	17-0	21	13	2	11	83	6.4
<b>Totals</b>	<b>68-10</b>	<b>1110-16.3</b>	<b>99-310</b>	<b>.319</b>	<b>53-158</b>	<b>.335</b>	<b>91-114</b>	<b>.798</b>	<b>26</b>	<b>98</b>	<b>124</b>	<b>1.8</b>	<b>102-1</b>	<b>111</b>	<b>92</b>	<b>10</b>	<b>42</b>	<b>342</b>	<b>5.0</b>

\* at CS NORTHRIDGE

## CAREER HIGHS

### Points

Career 2 vs. UC Riverside (11-8-13)

### Rebounds

Career 3 vs. UC Riverside (11-8-13)

### Assists

Career 3 vs. Southern Utah (12-8-13)

### Field Goals

Career

### Field Goals Attempted

Career 2 at Air Force (1-12-14)  
2 vs. UC Riverside (11-8-13)

### Three-Point Field Goals

Career

### Three-Point FG Attempted

Career

### Free Throws

Career 2 vs. UC Riverside (11-8-13)

### Free Throws Attempted

Career 2 vs. UC Riverside (11-8-13)

### Steals

Career

### Blocked Shots

Career 1 vs. Coll. of Charleston (11-28-13)

### Minutes Played

Career 17 vs. Coll. of Charleston (11-28-13)



# 11 • D'ERRYL WILLIAMS

GUARD • 6-3 • 200 • FRESHMAN - HS  
SACRAMENTO, CALIF. (SHELDON HIGH)

## SEASON HIGHLIGHTS

- Scored two points in 13 minutes in his SDSU debut vs. UC Riverside (11-8-13).
- Had a then-career-high two assists and came in off the bench to spark SDSU's late-game run vs. No. 6/5 Arizona (11-14-13).
- In a career-high 17 minutes, posted a career- and team-high two assists and blocked his first career shot vs. College of Charleston (11-28-13).
- Had a career-high three assists and zero turnovers in 12 minutes vs. Southern Utah (12-18-13).
- Played six minutes to snap a five-game did-not-play streak at Air Force (1-12-14).

## 2013-14 GAME-BY-GAME STATISTICS

Opponent	GS	FG	3FG	FT	O-D-R	PF	TP	A	TO	B	S	MP
UC Riverside		0-2	0-0	2-2	1-2-3	1	2	0	1	0	0	13
Arizona		0-0	0-0	0-0	0-1-1	3	0	2	0	0	0	9
San Diego Christian		DNP-Injured										
vs. College of Charleston		0-1	0-0	0-0	0-1-1	0	0	2	0	1	0	17
vs. Creighton		0-0	0-0	0-0	0-0-0	2	0	0	0	0	0	6
vs. Marquette		0-1	0-0	0-0	0-1-1	1	0	0	0	0	0	2
at San Diego		0-0	0-0	0-0	0-0-0	1	0	0	1	0	0	4
Washington		DNP-CD										
Southern Utah		0-1	0-0	0-0	1-1-2	1	0	3	0	0	0	12
McNeese State		DNP-Injured										
St. Katherine		DNP-Injured										
at Colorado State*		DNP-CD										
at Kansas		DNP-CD										
Boise State*		DNP-CD										
at Air Force*		0-2	0-0	0-0	0-0-0	0	0	0	0	0	0	6
Fresno State*		DNP-CD										
UNLV*		DNP-CD										
at San José State*												
at Utah State*												
Colorado State*												
at Boise State*												
Nevada*												
at Wyoming*												
Air Force*												
Utah State*												
at New Mexico*												
San José State*												
at Fresno State*												
at UNLV*												
New Mexico*												
at MW Championship												

## ► WILLIAMS CAREER STATISTICS

Year	G-GS	Min.-Avg.	FG-FGA	Pct.	3P-3PA	Pct.	FT-FTA	Pct.	OR	DR	Reb	Avg.	PF-D	AT	TO	BS	ST	Pts	Avg.
13-14	8-0	69-8.6	0-7	.000	0-0	.000	2-2	1.000	2	6	8	1.0	9-0	7	2	1	0	2	0.3



## SEASON/CAREER HIGHS

### Points

Season	6 vs. St. Katherine (12-27-13)
Career	6 vs. St. Katherine (12-27-13)
	6 vs. PLNU (12-18-12)
	6 vs. S.C. State (11-13-11)

### Rebounds

Season	5 vs. UC Riverside (11-8-13)
Career	5 vs. UC Riverside (11-8-13)

### Assists

Season	1 vs. Southern Utah (12-18-13)
	1 vs. San Diego Christian (11-20-13)
Career	1 vs. Southern Utah (12-18-13)
	1 vs. San Diego Christian (11-20-13)
	1 vs. PLNU (12-18-12)
	1 vs. Longwood (12-3-11)
	1 vs. S.C. State (11-13-11)

### Field Goals

Season	2 vs. St. Katherine (12-27-13)
Career	2 vs. St. Katherine (12-27-13)
	2 vs. PLNU (12-18-12)

### Field Goals Attempted

Season	4 vs. St. Katherine (12-27-13)
Career	4 vs. St. Katherine (12-27-13)

### Three-Point Field Goals

Season	
Career	

### Three-Point FG Attempted

Season	
Career	

### Free Throws

Season	2 vs. St. Katherine (12-27-13)
	2 vs. Southern Utah (12-18-13)
	2 vs. UC Riverside (11-8-13)
Career	6 vs. S.C. State (11-13-11)

### Free Throws Attempted

Season	4 vs. Southern Utah (12-18-13)
Career	8 vs. S.C. State (11-13-11)

### Steals

Season	2 vs. Arizona (11-14-13)
Career	2 vs. Arizona (11-14-13)

### Blocked Shots

Season	2 vs. St. Katherine (12-27-13)
Career	2 vs. St. Katherine (12-27-13)

### Minutes Played

Season	25 vs. St. Katherine (12-27-13)
Career	25 vs. St. Katherine (12-27-13)



# 12 • JAMES JOHNSON

FORWARD • 6-9 • 235 • JUNIOR - 1L  
SAN DIEGO, CALIF. (VIRGINIA)

## SEASON HIGHLIGHTS

- Collected a career-high five rebounds vs. UC Riverside (11-8-13).
- Picked up a career-high two steals in only three minutes vs. No. 6/5 Arizona (11-14-13).
- Established career highs in assists (1), blocked shots (1) and minutes (20) vs. San Diego Christian (11-20-13).
- Played a career-high 20 minutes and produced a season-high four points, a career-high five rebounds and a career-high one assist vs. Southern Utah (12-18-13).
- Finished with two points, one rebound and a career-high one blocked shot vs. McNeese State (12-21-13).
- Tied his career high with six points and set a personal best with two blocked shots in a career-high 25 minutes vs. St. Katherine (12-27-13).
- Was one of seven Aztecs to log double-digits minutes when he played 11 at No. 16/17 Kansas (1-5-14).

## 2013-14 GAME-BY-GAME STATISTICS

Opponent	GS	FG	3FG	FT	O-D-R	PF	TP	A	TO	B	S	MP
UC Riverside	1-2	0-0	2-2	1-4-5	5	4	0	0	0	1	12	
Arizona	0-0	0-0	0-0	0-0-0	1	0	0	0	0	2	3	
San Diego Christian	1-3	0-0	0-0	0-4-4	5	2	1	0	1	0	20	
vs. College of Charleston	0-0	0-0	0-0	0-1-1	3	0	0	0	0	0	6	
vs. Creighton	DNP-CD											
vs. Marquette	0-0	0-0	0-0	0-0-0	2	0	0	0	0	0	9	
at San Diego	DNP-Injured											
Washington	DNP-Injured											
Southern Utah	1-3	0-0	2-4	2-3-5	3	4	1	0	0	1	20	
McNeese State	1-2	0-0	0-0	1-0-1	0	2	0	0	1	0	9	
St. Katherine	2-4	0-0	2-2	1-2-3	4	6	0	4	2	1	25	
at Colorado State*	DNP-CD											
at Kansas	0-0	0-0	0-0	1-0-1	3	0	0	0	0	0	11	
Boise State*	DNP-CD											
at Air Force*	DNP-CD											
Fresno State*	DNP-CD											
UNLV*	DNP-CD											
at San José State*												
at Utah State*												
Colorado State*												
at Boise State*												
Nevada*												
at Wyoming*												
Air Force*												
Utah State*												
at New Mexico*												
San José State*												
at Fresno State*												
at UNLV*												
New Mexico*												
at MW Championship												

## MISCELLANEOUS STATS/SAN DIEGO STATE RECORD

Category	2013-14 Season Games	SDSU W/L	Career Games
Double-Figure Scoring	0	0-0	0
20-Point Games	0	0-0	0
Led SDSU in Scoring	0	0-0	0
Led SDSU in Rebounding	0	0-0	0
Led SDSU in Assists	0	0-0	0
Multiple Blocks	1	1-0	1
Multiple Steals	1	0-1	1
One Turnover or Less	7	6-1	23
Consecutive Games	Current	Long	
Consecutive Games Played	0	6	
Without Fouling Out	6	19	
Scoring A Point	0	3	
Double-Figure Scoring	0	0	
With At Least 1 Block	0	2	

## ► JOHNSON CAREER STATISTICS

Year	G-GS	Min.-Avg.	FG-FGA	Pct.	3P-3PA	Pct.	FT-FTA	Pct.	OR	DR	Reb	Avg.	PF-D	AT	TO	BS	ST	Pts	Avg.
11-12*	6-0	37-6.2	0-3	.000	0-0	.000	9-16	.563	2	6	8	1.3	8-0	2	3	0	0	9	1.5
12-13	13-0	52-4.0	4-8	.500	0-0	.000	6-10	.600	1	1	2	0.2	7-0	1	6	1	0	14	1.1
13-14	9-0	115-12.8	6-14	.429	0-0	.000	6-8	.750	6	14	20	2.2	26-2	2	4	4	5	18	2.0
<b>Totals</b>	<b>28-0</b>	<b>204-7.3</b>	<b>10-25</b>	<b>.400</b>	<b>0-0</b>	<b>.000</b>	<b>21-34</b>	<b>.618</b>	<b>9</b>	<b>21</b>	<b>30</b>	<b>1.1</b>	<b>41-2</b>	<b>5</b>	<b>13</b>	<b>5</b>	<b>5</b>	<b>41</b>	<b>1.5</b>

\* at VIRGINIA

## SEASON/CAREER HIGHS

### Points

Season	21 vs. St. Katherine (12-27-13)
Career	21 vs. St. Katherine (12-27-13)

### Rebounds

Season	10 vs. Creighton (11-29-13)
Career	10 vs. Creighton (11-29-13)

### Assists

Season	5 vs. St. Katherine (12-27-13)
	5 vs. UC Riverside (11-8-13)
Career	7 vs. Fresno State (1-9-13)

### Field Goals

Season	7 vs. St. Katherine (12-27-13)
Career	7 vs. St. Katherine (12-27-13)

### Field Goals Attempted

Season	13 vs. Washington (12-8-13)
Career	13 vs. Washington (12-8-13)

### Three-Point Field Goals

Season	1 vs. Washington (12-8-13)
	1 vs. San Diego Christian (11-20-13)
	1 vs. Arizona (11-14-13)
Career	3 vs. Nevada (2-23-13)

### Three-Point FG Attempted

Season	4 vs. Washington (12-8-13)
Career	4 vs. Washington (12-8-13)
	4 vs. Nevada (2-23-13)

### Free Throws

Season	10 vs. Creighton (11-29-13)
Career	10 vs. Creighton (11-29-13)
	10 vs. UNLV (1-16-13)

### Free Throws Attempted

Season	14 vs. Fresno State (1-15-14)
Career	14 vs. Fresno State (1-15-14)

### Steals

Season	5 vs. St. Katherine (12-27-13)
Career	5 vs. St. Katherine (12-27-13)

### Blocked Shots

Season	2 vs. Marquette (12-1-13)
Career	3 vs. Boise State (3-13-13)

### Minutes Played

Season	32 vs. UNLV (1-18-14)
	32 at Kansas (1-5-14)
Career	34 at Fresno State (1-9-13)



# 13 • WINSTON SHEPARD

FORWARD • 6-8 • 205 • SOPHOMORE - 1L  
HOUSTON, TEXAS (FINDLAY PREP)

## BIG NOTES

- Double figures in scoring in 12 of 16 games this season.
- Scored in double figures a career-high five straight games to open the season.
- Averaging 14.5 points on 50.7 percent shooting, 5.4 rebounds, 2.1 assists and 1.4 turnovers in his last eight games.
- Averaging 7.4 free-throw attempts this season compared to 3.2 last year.

## SEASON HIGHLIGHTS

- Filled the stat sheet with 10 points, six rebounds and five assists in a starting role vs. UC Riverside (11-8-13).
- Set a then-season high with 12 points vs. No. 6/5 Arizona (11-14-13).
- Had 10 points and three assists in only 15 minutes vs. San Diego Christian (11-20-13).
- Led the team in scoring for the first-time ever with 15 points on a career-high six field goals vs. College of Charleston (11-28-13).
- Recorded his first career double-double with a then-season-high 16 points and career-high 10 rebounds vs. No. 20/18 Creighton (11-29-13). He also made a career-high 10 free throws.
- Blocked a season-high two shots, pulled down six boards and scored eight points vs. No. 25/rv Marquette (12-1-13).
- Shared game-high honors with four assists at San Diego (12-5-13).
- Scored a season-high 17 points and had a career-high three steals vs. Washington (12-8-13).
- Came off the bench and had a game-high 14 points, while adding five rebounds, two assists and zero turnovers vs. McNeese State (12-21-13).
- Flirted with a triple-double after scoring a career-high 21 points, pulling down eight rebounds and dishing a season-high five assists vs. St. Katherine (12-27-13). He also had a career-high five steals.
- Scored 17 points and did not commit a turnover in 29 minutes at Colorado State (1-1-14).
- Led the team with three assists and had a game-high two steals, while scoring nine points at No. 16/17 Kansas (1-5-14).
- Scored a team-high 16 points and was 8-for-11 from the charity stripe vs. Boise State (1-8-14).
- Turned in 14 points, six rebounds, three assists, a game-high two steals and zero turnovers at Air Force (1-12-14).
- Enjoyed a 17-point, 6-rebound performance, which included nine free-throw makes, vs. Fresno State (1-14-15)... Also had a team-high two assists.
- Pulled down nine rebounds and added eight points and two assists in a season-high 32 minutes vs. UNLV (1-18-14).

## 2013-14 GAME-BY-GAME STATISTICS

Opponent	GS	FG	3FG	FT	O-D-R	PF	TP	A	TO	B	S	MP
UC Riverside	*	3-5	0-0	4-8	2-4-6	4	10	5	3	1	1	19
Arizona	*	4-10	1-3	3-4	1-1-2	1	12	0	2	0	1	26
San Diego Christian	*	4-6	1-1	1-3	1-2-3	0	10	3	4	0	0	15
vs. College of Charleston	*	6-12	0-1	3-4	1-1-2	1	15	0	2	0	1	25
vs. Creighton	*	3-12	0-3	10-12	4-6-10	1	16	2	3	1	2	29
vs. Marquette	*	3-9	0-0	2-3	2-4-6	2	8	1	3	2	1	29
at San Diego	*	1-6	0-0	4-5	0-3-3	2	6	4	4	0	1	24
Washington	*	4-13	1-4	8-10	0-4-4	0	17	2	3	1	3	30
Southern Utah	DNP-Suspension											
McNeese State		4-5	0-0	6-8	1-4-5	0	14	2	0	1	0	28
St. Katherine	*	7-9	0-0	7-12	5-3-8	0	21	5	1	0	5	19
at Colorado State*	*	6-11	0-1	5-8	1-1-2	1	17	0	0	0	1	29
at Kansas	*	4-10	0-1	1-4	1-3-4	2	9	3	3	0	2	32
Boise State*	*	4-9	0-0	8-11	0-3-3	1	16	0	2	1	1	30
at Air Force*	*	6-12	0-0	2-6	3-3-6	1	14	3	0	0	2	28
Fresno State*	*	4-11	0-3	9-14	4-2-6	0	17	2	1	1	0	29
UNLV*	*	2-6	0-0	4-6	1-8-9	2	8	2	4	0	0	32
at San José State*												
at Utah State*												
Colorado State*												
at Boise State*												
Nevada*												
at Wyoming*												
Air Force*												
Utah State*												
at New Mexico*												
San José State*												
at Fresno State*												
at UNLV*												
New Mexico*												
at MW Championship												

## MISCELLANEOUS STATS/SAN DIEGO STATE RECORD

Category	2013-14 Season Games	SDSU W/L	Career Games	SDSU W/L
Double-Figure Scoring	12	11-1	18	15-3
20-Point Games	1	1-0	1	1-0
Led SDSU in Scoring	4	4-0	4	4-0
Led SDSU in Rebounding	1	1-0	2	2-0
Led SDSU in Assists	4	4-0	8	6-2
Multiple Assists	11	11-0	27	22-5
Multiple 3FGM	0	0-0	1	1-0
One Turnover or Less	5	5-0	20	15-5
Consecutive Games	Current	Long		
Consecutive Games Played	8	38		
Without Fouling Out	47	47		
Scoring A Point	47	47		
Double-Figure Scoring	0	5		
With At Least 1 3FGM	0	2		

## ► SHEPARD CAREER STATISTICS

Year	G-GS	Min.-Avg.	FG-FGA	Pct.	3P-3PA	Pct.	FT-FTA	Pct.	OR	DR	Reb	Avg.	PF-D	AT	TO	BS	ST	Pts	Avg.
12-13	31-2	629-20.3	57-145	.393	7-28	.250	57-99	.576	30	80	110	3.5	39-0	61	63	12	13	178	5.7
13-14	16-15	424-26.5	65-146	.445	3-17	.176	77-118	.653	27	52	79	4.9	18-0	34	35	8	21	210	13.1
<b>Totals</b>	<b>47-17</b>	<b>1053-22.4</b>	<b>122-291</b>	<b>.419</b>	<b>10-45</b>	<b>.222</b>	<b>134-217</b>	<b>.618</b>	<b>57</b>	<b>132</b>	<b>189</b>	<b>4.0</b>	<b>57-0</b>	<b>95</b>	<b>98</b>	<b>20</b>	<b>34</b>	<b>388</b>	<b>8.3</b>

## SEASON/CAREER HIGHS

### Points

Season	19 vs. Arizona (11-14-13)
Career	19 vs. Arizona (11-14-13)

### Rebounds

Season	11 at Air Force (1-12-14)
Career	11 at Air Force (1-12-14)
	11 at UNLV (2-16-13)
	11 at New Mexico (2-19-11)
	11 vs. BYU (1-11-11)

### Assists

Season	3 vs. Marquette (12-1-13)
	3 vs. Creighton (11-29-13)
Career	7 vs. Nevada (2-23-13)

### Field Goals

Season	7 vs. San Diego Christian (11-20-13)
Career	7 vs. San Diego Christian (11-20-13)
	7 at UNLV (2-16-13)
	7 vs. New Mexico (1-19-11)

### Field Goals Attempted

Season	12 vs. Arizona (11-14-13)
Career	17 at UNLV (2-16-13)

### Three-Point Field Goals

Season	2 vs. San Diego Christian (11-20-13)
Career	2 vs. San Diego Christian (11-20-13)

### Three-Point Field Goals Attempted

Season	3 vs. Arizona (11-14-13)
Career	3 vs. Arizona (11-14-13)

### Free Throws

Season	7 at Air Force (1-12-14)
	7 vs. Arizona (11-14-13)
Career	7 at Air Force (1-12-14)
	7 vs. Arizona (11-14-13)

### Free Throws Attempted

Season	11 vs. Arizona (11-14-13)
Career	11 vs. Arizona (11-14-13)

### Steals

Season	2 vs. Fresno State (1-15-14)
Career	4 vs. San Diego (12-15-12)

### Blocked Shots

Season	2 vs. St. Katherine (12-27-13)
	2 at San Diego (12-5-13)
Career	3 vs. UNLV (3-5-11)

### Minutes Played

Season	36 vs. Arizona (11-14-13)
Career	38 vs. Colorado State (1-12-13)
	38 at Colorado State (3-3-11)
	38 vs. TCU (2-22-11)
	38 at New Mexico (2-19-11)



# 20 • JJ O'BRIEN

FORWARD • 6-7 • 220 • JUNIOR - 1L  
RANCHO CUCAMONGA, CALIF. (UTAH)

## BIG NOTES

- ▶ Started the last 69 non-Senior Night games in which he has seen action.
- ▶ Recorded multiple rebounds in 62 of his last 67 games dating to last year.
- ▶ Is 149 for his last 287 from the field (.519) dating to 2012-13.

## SEASON HIGHLIGHTS

- ▶ Recorded nine points and five rebounds in a team-high 24 minutes vs. UC Riverside (11-8-13).
- ▶ Scored a career- and team-high 19 points (career-high 7 free throws), and grabbed a team-high six rebounds vs. No. 6/5 Arizona (11-14-13).
- ▶ Led the team with 16 points (career-high 7 field goals) vs. San Diego Christian (11-20-13).
- ▶ Made 5-of-6 field-goal attempts en route to 10 points and five rebounds vs. College of Charleston (11-28-13).
- ▶ Scored 15 points, made a season-high seven free throws, grabbed a season-best seven rebounds and dished a season-high three assists vs. No. 20/18 Creighton (11-29-13).
- ▶ Dished a season-high three assists vs. No. 25/rv Marquette (12-1-13).
- ▶ Blocked a season-high two shots at San Diego (12-5-13).
- ▶ Turned in 10 points, snapping a two-game single-figure scoring run, vs. Washington (12-8-13).
- ▶ In limited minutes, he blocked a season-high two shots vs. St. Katherine (12-27-13).
- ▶ Pulled down a season-high nine rebounds and scored seven points at No. 16/17 Kansas (1-5-14).
- ▶ Posted his first double-double of the season with a team-high 18 points and a career-high-tying 11 rebounds, including a season-high five offensive boards, at Air Force (1-12-14).
- ▶ Finished with seven points, eight rebounds, a team-high two assists and a game- and season-high two steals vs. Fresno State (1-15-14).

## 2013-14 GAME-BY-GAME STATISTICS

Opponent	GS	FG	3FG	FT	O-D-R	PF	TP	A	TO	B	S	MP
UC Riverside	*	3-4	0-0	3-4	2-3-5	4	9	1	3	0	0	24
Arizona	*	6-12	0-3	7-11	2-4-6	2	19	1	2	1	1	36
San Diego Christian	*	7-9	2-2	0-0	2-4-6	3	16	2	0	0	0	21
vs. College of Charleston	*	5-6	0-0	0-2	1-4-5	1	10	0	1	0	1	26
vs. Creighton	*	4-9	0-0	7-8	1-6-7	5	15	3	2	1	1	35
vs. Marquette	*	2-3	0-0	1-2	2-4-6	4	5	3	1	0	0	28
at San Diego	*	0-10	0-0	1-2	1-3-4	2	1	0	2	2	0	27
Washington	*	4-11	0-1	2-5	1-3-4	1	10	1	0	0	1	31
Southern Utah	*	2-2	0-0	2-2	1-2-3	0	6	2	1	0	0	9
McNeese State		DNP-CD										
St. Katherine	*	2-3	0-0	1-4	3-3-6	0	5	1	1	2	0	20
at Colorado State*	*	4-10	0-1	1-1	1-0-1	5	9	1	3	0	0	26
at Kansas	*	3-7	0-0	1-3	4-5-9	1	7	0	2	0	0	35
Boise State*	*	2-4	0-0	1-2	1-2-3	4	5	1	3	1	0	29
at Air Force*	*	5-8	1-1	7-8	5-6-11	0	18	0	2	0	0	32
Fresno State*	*	2-7	1-2	2-4	2-6-8	1	7	2	1	0	2	34
UNLV*	*	3-8	0-0	0-0	2-0-2	2	6	0	2	0	0	26
at San José State*												
at Utah State*												
Colorado State*												
at Boise State*												
Nevada*												
at Wyoming*												
Air Force*												
Utah State*												
at New Mexico*												
San José State*												
at Fresno State*												
at UNLV*												
New Mexico*												
at MW Championship												

## MISCELLANEOUS STATS/SAN DIEGO STATE RECORD

Category	2013-14 Season Games	SDSU W/L	Career Games
Double-Figure Scoring	6	5-1	25
20-Point Games	0	0-0	0
Double-Doubles	1	1-0	5
Led SDSU in Scoring	3	2-1	5
Led SDSU in Rebounding	2	1-1	7
Led SDSU in Assists	3	3-0	9
Multiple Assists	5	5-0	27
Multiple Steals	1	1-0	10
Consecutive Games	Current	Long	
Without Fouling Out	5	24	
Consecutive Games Started	21	48	
Scoring A Point	18	25	
Double-Figure Scoring	0	6	
With An Assist	0	11	

## ▶ O'BRIEN CAREER STATISTICS

Year	G-GS	Min.-Avg.	FG-FGA	Pct.	3P-3PA	Pct.	FT-FTA	Pct.	OR	DR	Reb	Avg.	PF-D	AT	TO	BS	ST	Pts	Avg.
10-11*	22-21	610-27.7	54-131	.412	2-18	.111	30-51	.588	46	74	120	5.5	50-3	27	39	4	10	140	6.4
12-13	34-33	919-27.0	111-211	.526	1-5	.200	23-51	.451	82	70	152	4.5	62-2	51	48	14	31	246	7.2
13-14	16-16	439-27.4	54-113	.478	4-10	.400	36-58	.621	31	55	86	5.4	35-2	18	26	7	6	148	9.3
<b>Totals</b>	<b>72-70</b>	<b>1968-27.3</b>	<b>219-455</b>	<b>.481</b>	<b>7-33</b>	<b>.212</b>	<b>89-160</b>	<b>.556</b>	<b>159</b>	<b>199</b>	<b>358</b>	<b>5.0</b>	<b>147-7</b>	<b>96</b>	<b>113</b>	<b>25</b>	<b>47</b>	<b>534</b>	<b>7.4</b>

\* at UTAH

## SEASON/CAREER HIGHS

### Points

Season 15 vs. San Diego Christian (11-20-13)  
Career 27 at Georgia Tech (11-9-12)

### Rebounds

Season 17 vs. McNeese State (12-21-13)  
Career 17 vs. McNeese State (12-21-13)  
17 at Bradley (3-23-13)

### Assists

Season 3 vs. Boise State (1-8-14)  
3 vs. Southern Utah (12-18-13)  
3 vs. UC Riverside (11-8-13)  
Career 8 vs. Tulsa (1-19-13)

### Field Goals

Season 6 vs. McNeese State (12-21-13)  
6 vs. Southern Utah (12-18-13)  
6 vs. San Diego Christian (11-20-13)  
Career 12 at Georgia Tech (11-9-12)

### Field Goals Attempted

Season 12 vs. Southern Utah (12-18-13)  
Career 20 vs. Marshall (2-6-13)

### Three-Point Field Goals

Season  
Career 3 at Houston (2-29-12)

### Three-Point FG Attempted

Season  
Career 5 vs. Southern (11-30-11)

### Free Throws

Season 5 vs. Coll. of Charleston (11-28-13)  
Career 13 vs. Pepperdine (12-20-12)

### Free Throws Attempted

Season 9 at San Diego (12-5-13)  
9 vs. San Diego Christian (11-20-13)  
Career 16 at Rice (2-23-13)

### Steals

Season 3 at Colorado State (1-1-14)  
3 vs. Washington (12-8-13)  
Career 3 at Colorado State (1-1-14)  
3 vs. Washington (12-8-13)  
3 vs. UAB (2-27-13)  
3 vs. UCF (1-30-13)  
3 vs. Rice (1-14-12)  
3 at UCF (1-4-12)

### Blocked Shots

Season 2 vs. UNLV (1-18-14)  
2 at Air Force (1-12-14)  
Career 6 vs. UCF (1-30-13)

### Minutes Played

Season 37 vs. Boise State (1-8-14)  
Career 42 at UTEP (2-11-12)



# 22 • JOSH DAVIS

FORWARD • 6-8 • 215 • SENIOR - TR  
RALEIGH, N.C. (TULANE)

## BIG NOTES

- ▶ Started 82 straight games.
- ▶ His 38 career double-doubles are the second-most among all active players.
- ▶ Recorded 19 double-doubles last year at Tulane and has seven this season.
- ▶ Has 12 double-figure rebounding games this season (51 career), including 11 straight, which is the longest active streak in the nation.
- ▶ Has eight double-figure scoring efforts this season (60 career).
- ▶ Is averaging 13.1 rebounds his last 11 games (144 rebounds), which is more than Kawhi Leonard had during any 11-game stretch in his SDSU career (136 rebounds).

## SEASON HIGHLIGHTS

- ▶ Started his first game as an Aztec and posted 11 points, eight rebounds and three assists in 22 foul-plagued minutes vs. UC Riverside (11-8-13).
- ▶ Went off for a season-high 15 points and 13 rebounds in only 23 minutes vs. San Diego Christian (11-20-13).
- ▶ Grabbed a game-high seven rebounds and made a season-high five free-throws en route to seven points vs. College of Charleston (11-28-13).
- ▶ Pulled down eight rebounds vs. No. 20/18 Creighton (11-29-13).
- ▶ Led all players with 11 boards vs. No. 25/rv Marquette (12-1-13).
- ▶ Grabbed a season-high 15 rebounds, which equaled the Toreros' starting five total, and added 10 points at San Diego (12-5-13).
- ▶ Collected a team-high 10 rebounds and had a career-high three steals vs. Washington (12-8-13).
- ▶ Notched a double-double with 13 points and a game-high 14 boards, while adding a season-high three assists vs. Southern Utah (12-18-13).
- ▶ Matched his career high with 17 rebounds and added 12 points vs. McNeese State (12-21-13).
- ▶ Grabbed a game-high 15 rebounds, while adding seven points and a career-high three steals at Colorado State (1-1-14).
- ▶ Turned in a double-double at No. 16/17 Kansas (1-5-14) with 10 points and a game-high 14 rebounds, including a season-high six offensive boards.
- ▶ Played a season-high 37 minutes and finished with eight points, a game-high 10 rebounds and a game- and season-high three assists vs. Boise State (1-8-14).
- ▶ Produced a double-double with 13 points and 11 rebounds, and blocked a season-high two shots at Air Force (1-12-14).
- ▶ Took a game-high 13 rebounds, including six offensive, vs. Fresno State (1-15-14).
- ▶ Had a game-high 14 rebounds to go with 14 points and a season-high two blocked shots vs. UNLV (1-18-14).

## 2013-14 GAME-BY-GAME STATISTICS

Opponent	GS	FG	3FG	FT	O-D-R	PF	TP	A	TO	B	S	MP
UC Riverside	*	5-9	0-0	1-3	1-7-8	2	11	3	2	1	1	22
Arizona	*	1-7	0-0	0-0	2-2-4	2	2	1	2	0	0	33
San Diego Christian	*	6-7	0-0	3-9	3-10-13	2	15	2	2	1	2	23
vs. College of Charleston	*	1-2	0-0	5-6	2-5-7	0	7	1	0	0	0	24
vs. Creighton	*	3-9	0-0	0-0	4-4-8	3	6	0	0	1	0	30
vs. Marquette	*	2-7	0-0	2-5	4-7-11	1	6	0	5	0	0	33
at San Diego	*	3-8	0-0	4-9	5-10-15	1	10	0	0	1	2	35
Washington	*	3-6	0-0	2-3	2-8-10	0	8	2	3	0	3	35
Southern Utah	*	6-12	0-0	1-3	5-9-14	2	13	3	1	1	0	34
McNeese State	*	6-10	0-0	0-0	6-11-17	1	12	1	1	1	0	35
St. Katherine		DNP-Injured										
at Colorado State*	*	3-4	0-0	1-4	4-11-15	0	7	1	3	1	3	33
at Kansas	*	5-11	0-0	0-0	6-8-14	4	10	1	2	1	1	31
Boise State*	*	2-5	0-0	4-8	3-7-10	1	8	3	1	0	0	37
at Air Force*	*	5-9	0-0	3-8	5-6-11	2	13	0	2	2	1	31
Fresno State*	*	0-8	0-0	2-4	6-7-13	3	2	0	0	1	0	30
UNLV*	*	5-10	0-0	4-7	6-8-14	3	14	0	1	2	0	30
at San José State*												
at Utah State*												
Colorado State*												
at Boise State*												
Nevada*												
at Wyoming*												
Air Force*												
Utah State*												
at New Mexico*												
San José State*												
at Fresno State*												
at UNLV*												
New Mexico*												
at MW Championship												

## MISCELLANEOUS STATS/SAN DIEGO STATE RECORD

Category	2013-14 Season Games	SDSU W/L	Career Games
Double-Figure Scoring	8	8-0	60
Double-Figure Rebounds	12	12-0	51
Double-Doubles	7	7-0	38
20-Point Games	0	0-0	14
Led SDSU in Scoring	0	0-0	
Led SDSU in Rebounding	14	14-0	
Led SDSU in Assists	1	1-0	
Multiple 3FGM	0	0-0	
Multiple Assists	5	5-0	
Multiple Steals	4	4-0	
Consecutive Games	Current	Long	
Games Started	82	82	
Double-Figure Scoring	1	16	
Double-Doubles	1	6	

## ► DAVIS CAREER STATISTICS

Year	G-GS	Min.-Avg.	FG-FGA	Pct.	3P-3PA	Pct.	FT-FTA	Pct.	OR	DR	Reb	Avg.	PF-D	AT	TO	BS	ST	Pts	Avg.
09-10*	31-2	321-10.4	32-69	.464	0-1	.000	16-34	.471	32	20	52	1.7	25-0	14	18	5	5	80	2.6
11-12^	31-31	1064-34.3	131-312	.420	10-27	.370	75-138	.543	99	189	288	9.3	64-1	72	72	37	32	347	11.2
12-13^	35-35	1250-35.7	207-421	.492	1-2	.500	202-282	.716	143	231	374	10.7	87-1	61	92	30	28	617	17.6
13-14	16-16	496-31.0	56-124	.452	0-0	.000	32-69	.464	64	120	184	11.5	27-0	18	25	13	13	144	9.0
<b>Totals</b>	<b>113-84</b>	<b>3131-27.7</b>	<b>426-926</b>	<b>.460</b>	<b>11-30</b>	<b>.367</b>	<b>325-523</b>	<b>.621</b>	<b>338</b>	<b>560</b>	<b>898</b>	<b>7.9</b>	<b>203-2</b>	<b>165</b>	<b>207</b>	<b>85</b>	<b>78</b>	<b>1188</b>	<b>10.5</b>

\* at NORTH CAROLINA STATE, ^ at TULANE



## CAREER HIGHS

### Points

Career 6 vs. St. Katherine (12-27-13)

### Rebounds

Career 1 vs. St. Katherine (12-27-13)

### Assists

Career 1 vs. Southern Utah (12-18-13)

### Field Goals

Career 2 vs. St. Katherine (12-27-13)

### Field Goals Attempted

Career 2 vs. St. Katherine (12-27-13)

### Three-Point Field Goals

Career 1 vs. McNeese State (12-21-13)

### Three-Point FG Attempted

Career 1 vs. McNeese State (12-21-13)

### Free Throws

Career 1 vs. Southern Utah (12-18-13)

### Free Throws Attempted

Career 2 vs. Southern Utah (12-18-13)

### Steals

Career

### Blocked Shots

Career

### Minutes Played

Career 8 vs. St. Katherine (12-27-13)



# 23 • KIBRET WOLDEMICHAEL

GUARD • 5-7 • 150 • FRESHMAN - HS  
SAN MARCOS, CALIF. (MISSION HILLS HIGH)

## SEASON HIGHLIGHTS

- Became a walk-on by participating in open tryouts.
- Has practiced with the team from the beginning of the season.
- In his first career game, scored one point and had an assist in three minutes vs. Southern Utah (12-18-13).
- Made his first career three-point field goal vs. McNeese State (12-21-13).
- Scored a career-best six points on a pair of three-pointers in eight minutes vs. St. Katherine (12-27-13).

## HIGH SCHOOL

- Played four years on the varsity squad at Mission Hills High School.
- Earned first-team all-Avocado East League honors twice and was a second-team all-CIF San Diego Section performer.
- Helped the Grizzlies to a pair of league championships and one CIF San Diego Section Division I title.

## 2013-14 GAME-BY-GAME STATISTICS

Opponent	GS	FG	3FG	FT	O-D-R	PF	TP	A	TO	B	S	MP
UC Riverside				Did Not Dress								
Arizona				Did Not Dress								
San Diego Christian				Did Not Dress								
vs. College of Charleston				Did Not Dress								
vs. Creighton				Did Not Dress								
vs. Marquette				Did Not Dress								
at San Diego				Did Not Dress								
Washington				Did Not Dress								
Southern Utah	0-0	0-0	1-2	0-0-0	0	1	1	1	0	0	3	
McNeese State	1-1	1-1	0-0	0-0-0	0	3	0	1	0	0	3	
St. Katherine	2-2	2-2	0-0	0-1-1	0	6	0	0	0	0	8	
at Colorado State*				Did Not Travel								
at Kansas				Did Not Travel								
Boise State*				DNP-CD								
at Air Force*				Did Not Travel								
Fresno State*				DNP-CD								
UNLV*				DNP-CD								
at San José State*												
at Utah State*												
Colorado State*												
at Boise State*												
Nevada*												
at Wyoming*												
Air Force*												
Utah State*												
at New Mexico*												
San José State*												
at Fresno State*												
at UNLV*												
New Mexico*												
at MW Championship												

## ► WOLDEMICHAEL CAREER STATISTICS

Year	G-GS	Min.-Avg.	FG-FGA	Pct.	3P-3PA	Pct.	FT-FTA	Pct.	OR	DR	Reb	Avg.	PF-D	AT	TO	BS	ST	Pts	Avg.
13-14	3-0	14-4.7	3-3	1.000	3-3	1.000	1-2	.500	0	1	1	0.3	0-0	1	2	0	0	10	3.3

## SEASON/CAREER HIGHS

### Points

Season	2 vs. St. Katherine (12-27-13)
	2 vs. Southern Utah (12-18-13)
	2 vs. UC Riverside (11-8-13)
Career	3 vs. San Diego Christian (1-5-12)

### Rebounds

Season	5 vs. St. Katherine (12-27-13)
Career	5 vs. St. Katherine (12-27-13)

### Assists

Season	1 vs. St. Katherine (12-27-13)
Career	1 vs. St. Katherine (12-27-13)

### Field Goals

Season	1 vs. St. Katherine (12-27-13)
	1 vs. Southern Utah (12-18-13)
	1 vs. UC Riverside (11-8-13)
Career	1 vs. St. Katherine (12-27-13)
	1 vs. Southern Utah (12-18-13)
	1 vs. UC Riverside (11-8-13)
	1 vs. Fresno State (2-9-13)
	1 vs. San Diego Christian (1-5-12)

### Field Goals Attempted

Season	2 vs. St. Katherine (12-27-13)
Career	2 vs. St. Katherine (12-27-13)
	2 vs. Fresno State (2-9-13)

### Three-Point Field Goals

Season	
Career	

### Three-Point FG Attempted

Season	
Career	

### Free Throws

Season	
Career	1 vs. San Diego Christian (1-5-12)

### Free Throws Attempted

Season	
Career	2 vs. San Diego Christian (1-5-12)

### Steals

Season	
Career	1 vs. Ark.-Pine Bluff (11-21-12)
	1 vs. San Diego Christian (11-13-12)

### Blocked Shots

Season	
Career	

### Minutes Played

Season	4 vs. St. Katherine (12-27-13)
	4 vs. San Diego Christian (11-20-13)
Career	4 vs. St. Katherine (12-27-13)
	4 vs. San Diego Christian (11-20-13)
	4 vs. San Diego Christian (1-5-12)



# 24 • RYAN STATEN

GUARD • 6-2 • 190 • JUNIOR - SQ  
SAN PABLO, CALIF. (PIEDMONT HIGH)

## SEASON HIGHLIGHTS

- Matched his career high with one field goal en route to two points vs. UC Riverside (11-8-13).
- Equaled his career high by playing four minutes vs. San Diego Christian (11-20-13).
- Scored a season-high two points in three minutes vs. Southern Utah (12-18-13).
- Pulled down a then-career-high two rebounds vs. McNeese State (12-21-13).
- Set a career high with five rebounds and an assist, and added two points vs. St. Katherine College (12-27-13).

## 2013-14 GAME-BY-GAME STATISTICS

Opponent	GS	FG	3FG	FT	O-D-R	PF	TP	A	TO	B	S	MP
UC Riverside	1-1	0-0	0-0	0-0-0	0	2	0	0	0	0	0	3
Arizona				DNP-CD								
San Diego Christian	0-1	0-0	0-0	0-0-0	0	0	0	0	0	0	0	4
vs. College of Charleston				Did Not Travel								
vs. Creighton				Did Not Travel								
vs. Marquette				Did Not Travel								
at San Diego				Did Not Dress								
Washington				DNP-CD								
Southern Utah	1-1	0-0	0-0	0-0-0	1	2	0	0	0	0	0	3
McNeese State	0-0	0-0	0-2	1-1-2	0	0	0	0	0	0	0	1
St. Katherine	1-2	0-0	0-1	1-4-5	0	2	1	0	0	0	0	4
at Colorado State*				Did Not Travel								
at Kansas				Did Not Travel								
Boise State*				DNP-CD								
at Air Force*				Did Not Travel								
Fresno State*				DNP-CD								
UNLV*				DNP-CD								
at San José State*												
at Utah State*												
Colorado State*												
at Boise State*												
Nevada*												
at Wyoming*												
Air Force*												
Utah State*												
at New Mexico*												
San José State*												
at Fresno State*												
at UNLV*												
New Mexico*												
at MW Championship												

## ► STATEN CAREER STATISTICS

Year	G-GS	Min.-Avg.	FG-FGA	Pct.	3P-3PA	Pct.	FT-FTA	Pct.	OR	DR	Reb	Avg.	PF-D	AT	TO	BS	ST	Pts	Avg.
11-12	2-0	5-2.5	1-1	1.000	0-0	.000	1-2	.500	0	1	1	0.5	0-0	0	1	0	0	3	1.5
12-13	5-0	8-1.6	1-5	.200	0-0	.000	0-0	.000	0	1	1	0.2	0-0	0	0	0	2	2	0.4
13-14	5-0	15-3.0	3-5	.600	0-0	.000	0-3	.000	2	5	7	1.4	1-0	1	0	0	0	6	1.2
<b>Totals</b>	<b>12-0</b>	<b>28-2.3</b>	<b>5-11</b>	<b>.455</b>	<b>0-0</b>	<b>.000</b>	<b>1-5</b>	<b>.200</b>	<b>2</b>	<b>7</b>	<b>9</b>	<b>0.8</b>	<b>1-0</b>	<b>1</b>	<b>1</b>	<b>0</b>	<b>2</b>	<b>11</b>	<b>0.9</b>

## CAREER HIGHS

### Points

Career 3 vs. McNeese State (12-21-13)  
3 vs. Southern Utah (12-18-13)

### Rebounds

Career 2 vs. McNeese State (12-21-13)

### Assists

Career 1 vs. St. Katherine (12-27-13)  
1 vs. McNeese State (12-21-13)

### Field Goals

Career 1 vs. St. Katherine (12-27-13)  
1 vs. McNeese State (12-21-13)  
1 vs. Southern Utah (12-18-13)

### Field Goals Attempted

Career 3 vs. St. Katherine (12-27-13)

### Three-Point Field Goals

Career 1 vs. McNeese State (12-21-13)  
1 vs. Southern Utah (12-18-13)

### Three-Point FG Attempted

Career 2 vs. Southern Utah (12-18-13)

### Free Throws

Career

### Free Throws Attempted

Career

### Steals

Career

### Blocked Shots

Career

### Minutes Played

Career 4 vs. St. Katherine (12-27-13)



# 32 • DESMOND MAXWELL

GUARD • 6-0 • 165 • FRESHMAN - HS  
VIEW PARK, CALIF. (CRENSHAW HIGH)

## SEASON HIGHLIGHTS

- Became a walk-on by participating in open tryouts.
- Has practiced with the team from the beginning of the season.
- Made one of two three-point field-goal attempts and finished with three points vs. Southern Utah (12-18-13).
- Matched his career high with three points and grabbed a personal-best two rebounds vs. McNeese State (12-21-13).
- Scored two points and matched his career high with one assist in four minutes vs. St. Katherine (12-27-13).

## HIGH SCHOOL

- Played two years at the varsity level for Crenshaw High in Los Angeles.
- Helped the Cougars to a CIF City Final Four appearance.

## 2013-14 GAME-BY-GAME STATISTICS

Opponent	GS	FG	3FG	FT	O-D-R	PF	TP	A	TO	B	S	MP
UC Riverside		Did Not Dress										
Arizona		Did Not Dress										
San Diego Christian		Did Not Dress										
vs. College of Charleston		Did Not Dress										
vs. Creighton		Did Not Dress										
vs. Marquette		Did Not Dress										
at San Diego		Did Not Dress										
Washington		Did Not Dress										
Southern Utah	1-2	1-2	0-0	0-0-0	0	3	0	0	0	0	0	2
McNeese State	1-1	1-1	0-0	0-2-2	0	3	1	0	0	0	0	1
St. Katherine	1-3	0-1	0-0	0-0-0	0	2	1	0	0	0	0	4
at Colorado State*		Did Not Travel										
at Kansas		Did Not Travel										
Boise State*		DNP-CD										
at Air Force*		Did Not Travel										
Fresno State*		DNP-CD										
UNLV*		DNP-CD										
at San José State*												
at Utah State*												
Colorado State*												
at Boise State*												
Nevada*												
at Wyoming*												
Air Force*												
Utah State*												
at New Mexico*												
San José State*												
at Fresno State*												
at UNLV*												
New Mexico*												
at MW Championship												

## ► MAXWELL CAREER STATISTICS

Year	G-GS	Min.-Avg.	FG-FGA	Pct.	3P-3PA	Pct.	FT-FTA	Pct.	OR	DR	Reb	Avg.	PF-D	AT	TO	BS	ST	Pts	Avg.
13-14	3-0	7-2.3	3-6	.500	2-4	.500	0-0	.000	0	2	2	0.7	0-0	2	0	0	0	8	2.7

## CAREER HIGHS

### Points

Career 5 vs. St. Katherine (12-27-13)

### Rebounds

Career 1 vs. St. Katherine (12-27-13)  
1 vs. McNeese State (12-21-13)

### Assists

Career 1 vs. St. Katherine (12-27-13)

### Field Goals

Career 2 vs. St. Katherine (12-27-13)

### Field Goals Attempted

Career 2 vs. St. Katherine (12-27-13)

### Three-Point Field Goals

Career 1 vs. St. Katherine (12-27-13)

### Three-Point FG Attempted

Career 1 vs. St. Katherine (12-27-13)  
1 vs. McNeese State (12-21-13)  
1 vs. Southern Utah (12-18-13)

### Free Throws

Career

### Free Throws Attempted

Career

### Steals

Career

### Blocked Shots

Career

### Minutes Played

Career 4 vs. St. Katherine (12-27-13)



# 33 • NIKSHA FEDERICO

FORWARD • 6-6 • 185 • FRESHMAN - HS  
SAN DIEGO, CALIF. (CATHEDRAL CATHOLIC HIGH)

## SEASON HIGHLIGHTS

- Became a walk-on by participating in open tryouts.
- Has practiced with the team from the beginning of the season.
- Attempted a three-pointer in his two minutes on the floor vs. Southern Utah (12-18-13).
- Grabbed his first career rebound vs. McNeese State (12-21-13).
- Scored the first points of his career (5) and added a rebound and an assist vs. St. Katherine College (12-27-13).

## HIGH SCHOOL

- Competed for three varsity seasons at Cathedral Catholic High.
- Was an all-Western League first-team performer.
- Helped the Dons to the CIF championship his junior season and helped Cathedral Catholic to state quarterfinals twice and the finals once.
- Earned his way onto the all-academic team.
- Also competed in volleyball and badminton.

## 2013-14 GAME-BY-GAME STATISTICS

Opponent	GS	FG	3FG	FT	O-D-R	PF	TP	A	TO	B	S	MP
UC Riverside		Did Not Dress										
Arizona		Did Not Dress										
San Diego Christian		Did Not Dress										
vs. College of Charleston		Did Not Dress										
vs. Creighton		Did Not Dress										
vs. Marquette		Did Not Dress										
at San Diego		Did Not Dress										
Washington		Did Not Dress										
Southern Utah	0-1	0-1	0-0	0-0-0	0	0	0	0	0	0	0	2
McNeese State	0-1	0-1	0-0	0-1-1	1	0	0	0	0	0	0	1
St. Katherine	2-2	1-1	0-0	1-0-1	0	5	1	0	0	0	0	4
at Colorado State*		Did Not Travel										
at Kansas		Did Not Travel										
Boise State*		DNP-CD										
at Air Force*		Did Not Travel										
Fresno State*		DNP-CD										
UNLV*		DNP-CD										
at San José State*												
at Utah State*												
Colorado State*												
at Boise State*												
Nevada*												
at Wyoming*												
Air Force*												
Utah State*												
at New Mexico*												
San José State*												
at Fresno State*												
at UNLV*												
New Mexico*												
at MW Championship												

## ► FEDERICO CAREER STATISTICS

Year	G-GS	Min.-Avg.	FG-FGA	Pct.	3P-3PA	Pct.	FT-FTA	Pct.	OR	DR	Reb	Avg.	PF-D	AT	TO	BS	ST	Pts	Avg.
13-14	3-0	7-2.3	2-4	.500	1-3	.333	0-0	.000	1	1	2	0.7	1-0	1	0	0	0	5	1.7

## CAREER HIGHS

### Points

Career 14 vs. San Diego Christian (11-20-13)

### Rebounds

Career 5 vs. St. Katherine (12-27-13)

### Assists

Career 4 vs. St. Katherine (12-27-13)

### Field Goals

Career 5 at Air Force (1-12-14)  
5 vs. San Diego Christian (11-20-13)

### Field Goals Attempted

Career 12 vs. McNeese State (12-21-13)

### Three-Point Field Goals

Career 4 vs. Coll. of Charleston (11-28-13)

### Three-Point FG Attempted

Career 9 vs. McNeese State (12-21-13)

### Free Throws

Career 2 vs. Fresno State (1-15-14)  
2 vs. St. Katherine (12-27-13)  
2 vs. Washington (12-8-13)  
2 vs. Arizona (11-14-13)

### Free Throws Attempted

Career 4 vs. Fresno State (1-15-14)  
4 vs. St. Katherine (12-27-13)

### Steals

Career 2 vs. Creighton (11-29-13)

### Blocked Shots

Career 1 vs. Fresno State (1-15-14)  
1 at Air Force (1-12-14)  
1 vs. Southern Utah (12-18-13)  
1 vs. Washington (12-8-13)  
1 vs. San Diego Christian (11-20-13)

### Minutes Played

Career 25 vs. St. Katherine (12-27-13)



# 40 • MATT SHRIGLEY

FORWARD • 6-6 • 195 • FRESHMAN - RS  
SAN DIEGO, CALIF. (LA COSTA CANYON HIGH)

## BIG NOTES

- Has played at least 12 minutes in 15 of 17 games this season.
- Scored in double figures six times, including four off the bench.

## SEASON HIGHLIGHTS

- Scored seven points in 19 minutes off the bench in his first Division I game vs. UC Riverside (11-8-13).
- Registered five points against No. 6/5 Arizona (11-14-13).
- Set career highs in points (14), rebounds (4), assists (2), blocked shots (1) and steals (1) vs. San Diego Christian (11-20-13).
- Made 4-of-7 three-point field-goal attempts to finish with 12 points vs. College of Charleston (11-28-13).
- Connected on 4-of-5 shots, including 2-of-3 from beyond the arc, and had a career-high two steals vs. No. 20/18 Creighton (11-29-13).
- Earned his first career start and finished with five points, a then-career-high two assists and a personal-best one blocked shot vs. Southern Utah (12-18-13).
- Scored 11 points and made a team-best two three-pointers in his second straight start vs. McNeese State (12-21-13).
- Registered 12 points and posted career highs in rebounds (5) and assists (4) vs. St. Katherine College (12-27-13).
- Scored 13 points off the bench on 5-of-10 shooting, including 3-for-6 from three-point distance, in 17 minutes at Air Force (1-12-14).
- Matched his career high with two free-throws and one blocked shot, while finishing with five points vs. Fresno State (1-15-14).

## 2013-14 GAME-BY-GAME STATISTICS

Opponent	GS	FG	3FG	FT	O-D-R	PF	TP	A	TO	B	S	MP
UC Riverside		2-4	2-3	1-2	0-1-1	3	7	1	0	0	0	19
Arizona		1-3	1-1	2-3	0-1-1	1	5	0	0	0	0	16
San Diego Christian		5-10	3-6	1-2	0-4-4	1	14	2	0	1	1	19
vs. College of Charleston		4-8	4-7	0-0	0-0-0	1	12	1	1	0	0	19
vs. Creighton		4-5	2-3	0-0	0-0-0	3	10	0	1	0	2	21
vs. Marquette		2-5	1-3	0-0	0-1-1	2	5	0	2	0	1	13
at San Diego		1-3	1-3	0-0	0-1-1	0	3	1	0	0	0	19
Washington		1-1	1-1	2-2	1-2-3	2	5	0	0	1	0	14
Southern Utah	*	2-6	1-4	0-0	0-3-3	4	5	2	1	1	0	23
McNeese State	*	4-12	2-9	1-2	1-2-3	3	11	0	2	0	1	18
St. Katherine	*	4-8	2-5	2-4	1-4-5	1	12	4	2	0	1	25
at Colorado State*		0-3	0-2	0-0	0-0-0	2	0	1	1	0	0	8
at Kansas		0-1	0-1	0-0	0-2-2	0	0	0	1	0	0	8
Boise State*		1-3	0-2	0-0	0-0-0	1	2	0	0	0	1	12
at Air Force*		5-10	3-6	0-0	0-1-1	1	13	0	0	1	1	17
Fresno State*		1-5	1-3	2-4	0-2-2	3	5	0	0	1	0	22
UNLV*		0-6	0-4	0-0	0-0-0	0	0	0	0	0	0	12
at San José State*												
at Utah State*												
Colorado State*												
at Boise State*												
Nevada*												
at Wyoming*												
Air Force*												
Utah State*												
at New Mexico*												
San José State*												
at Fresno State*												
at UNLV*												
New Mexico*												
at MW Championship												

## MISCELLANEOUS STATS/SAN DIEGO STATE RECORD

Category	2013-14 Season Games	SDSU W/L	Career Games
Double-Figure Scoring	6	6-0	6
20-Point Games	0	0-0	0
Led SDSU in Scoring	0	0-0	0
Led SDSU in Rebounding	0	0-0	0
Led SDSU in Assists	0	0-0	0
Multiple 3FG	7	7-0	7
Multiple Steals	1	1-0	1
One Turnover or Less	13	12-1	13
Consecutive Games	Current	Long	
Consecutive Games Played	17	17	
Without Fouling Out	17	17	
Scoring A Point	0	11	
Double-Figure Scoring	0	3	
With At Least 1 Assist	0	2	

## ► SHRIGLEY CAREER STATISTICS

Year	G-GS	Min.-Avg.	FG-FGA	Pct.	3P-3PA	Pct.	FT-FTA	Pct.	OR	DR	Reb	Avg.	PF-D	AT	TO	BS	ST	Pts	Avg.
13-14	17-3	285-16.8	37-93	.398	24-63	.381	11-19	.579	3	24	27	1.6	28-0	12	11	5	8	109	6.4





## Game 1

San Diego State 77  
UC Riverside 41

Nov. 8, 2013 ♦ San Diego, Calif.  
Viejas Arena ♦ Att.: 12,414

SAN DIEGO - San Diego State used a stifling defense and a balanced offensive attack to defeat UC Riverside, 77-41, at a sold-out Viejas Arena.

The Aztecs held the Highlanders to 30.8-percent shooting and just 11.1 percent from beyond the three-point arc. In addition, SDSU forced UC Riverside into 21 turnovers, which ultimately led to 18 Aztec points.

Offensively, San Diego State used all 12 players in uniform with all finding their way into the scoring column led by Xavier Thames' game-high 15.

The senior guard jumpstarted the Aztecs with a three in the opening moments of the game and by scoring seven of SDSU's first nine points as the home side jumped to a 9-2 lead.

The Highlanders answered by scoring five of the game's next seven points in the to cut its deficit to four. The Aztecs, however, went on a 10-0 run to open a 14-point lead and shortly thereafter led by 22 points with 2:38 left before entering the locker room up, 38-13.

After scoring the last five points of the first half, San Diego State used an 8-0 burst to open the second to increase its lead to 46-13. The run was temporarily stopped when Chris Patton knocked down a jumper, but the Aztecs utilized their size and length to keep the Highlanders at a comfortable distance the rest of the way.

SDSU found itself ahead by its largest margin, 43 points, with 4:32 left in regulation before settling for the 36-point victory.

Joining Thames in double figures was newcomer Josh Davis, who posted 11 points and a game-high eight rebounds, and Winston Shepard, who turned in 10 points, six rebounds and a game-high five assists.

Taylor Johns led UCR with 14 points and nine rebounds.

UCR	MP	FG	3FG	FT	R	F	A	TO	B	S	TP
Johns	*32	5-11	0-0	4-10	9	3	0	4	4	0	14
Gruber	*12	0-2	0-0	0-0	1	1	0	0	1	1	0
Thornton	*26	1-5	0-2	0-1	2	4	0	1	0	0	2
Patton	*21	1-8	0-0	0-0	2	2	1	2	1	0	2
Gruninger	*19	1-4	0-0	0-0	0	4	1	2	0	1	2
Finley	21	3-9	0-1	2-7	4	0	0	3	0	1	8
Jones	13	1-2	0-1	0-0	1	5	1	2	0	0	2
Owens	6	0-0	0-0	0-0	1	0	0	1	0	0	0
Harriel	20	1-6	1-3	0-3	3	1	0	3	0	1	3
Devenny	18	1-1	0-0	0-0	4	5	1	2	0	0	2
Quick	12	2-4	0-2	2-2	2	2	0	0	0	2	6
Team					3			1			
Totals	200	16-52	1-9	8-23	32	27	4	21	6	6	41

SDSU	MP	FG	3FG	FT	R	F	A	TO	B	S	TP
O'Brien	*24	3-4	0-0	3-4	5	4	1	3	0	0	9
Davis	*22	5-9	0-0	1-3	8	2	3	2	1	1	11
Spencer	*19	1-5	0-0	0-0	3	0	1	0	2	1	2
Thames	*21	5-12	2-6	3-4	1	0	1	0	0	4	15
Shepard	*19	3-5	0-0	4-8	6	4	5	3	1	1	10
Allen	20	0-0	0-0	7-8	3	1	1	2	0	1	7
Polee II	14	2-7	0-2	2-2	3	1	0	3	2	3	6
Quinn	14	0-4	0-2	2-2	0	1	1	0	0	1	2
Williams	13	0-2	0-0	2-2	3	1	0	1	0	0	2
Johnson	12	1-2	0-0	2-2	5	5	0	0	0	1	4
Staten	3	1-1	0-0	0-0	0	0	0	0	0	0	2
Shrigley	19	2-4	2-3	1-2	1	3	1	0	0	0	7
Team					8						
Totals	200	23-55	4-13	27-37	46	22	14	14	6	13	77

Halftime: San Diego State 38, UC Riverside 13. FG%: San Diego State 41.8, UC Riverside 30.8. 3FG%: San Diego State 30.8, UC Riverside 11.1. FT%: San Diego State 73.0, UC Riverside 34.8. Officials: Chris Rastatter, Justin Van Dwyne, Quinton Reece. Technicals: None.



## Game 2

No. 6/5 Arizona 69  
San Diego State 60

Nov. 14, 2013 ♦ San Diego, Calif.  
Viejas Arena ♦ Att.: 12,414

SAN DIEGO - San Diego State welcomed the highest-ranked opponent in 11 seasons to Viejas Arena, but was unable to pull the upset as No. 6/5 Arizona escaped with a 69-60 victory.

The Aztecs, who trailed by as many as 14 points in the first half and found themselves down by 11 at halftime, went on a furious rally late in the game and cut their deficit to four points with 1:22 left in the game.

With Arizona ahead 62-58, Nick Johnson attempted a three-pointer that hit nothing. San Diego State, however, could not come up with the rebound and was the last to touch the ball, awarding possession to the visitors. Following a timeout, the Wildcats drew a baseline out-of-bounds plays that resulted a lob dunk by Aaron Gordon on which he was fouled.

Gordon ended up missing the free-throw, but SDSU's Josh Davis was successful on the other end and the Aztecs fouled T.J. McConnell. The Arizona point guard made one of two free-throws to put it up 65-58 with 54 seconds left in the game.

The Aztecs had three looks at the rim before finally being fouled, which sent JJ O'Brien to the line where he made both free throws. But in the final 38 seconds, Johnson converted all four free-throw attempts to seal the nine-point win for Arizona.

SDSU found itself in position to score the upset when D'Erryl Williams was inserted into the game in the second half and began defending Arizona's primary ballhandler. The freshman disrupted the Wildcats' offensive flow and San Diego State began to roll offensively.

Winston Shepard jumpstarted the Aztecs with a pair of free throws en route to an SDSU 7-0 run to get with seven points with 6:17 to play. San Diego State ended up going on a 16-4 run to get within the aforementioned four points with 82 seconds to play before the game unfolded in Arizona's favor.

O'Brien and Shepard carried SDSU in the first half with eight points apiece before finishing with 19 and 12 points, respectively. O'Brien's 19 points marked a career high and were tied with Xavier Thames' 19 for the team high.

UA	MP	FG	3FG	FT	R	F	A	TO	B	S	TP
Gordon	*31	7-12	2-2	0-2	8	4	2	1	2	3	16
Ashley	*25	2-4	0-2	2-2	6	4	0	1	0	1	6
Tarczewski	*35	3-7	0-0	0-0	6	4	3	4	2	0	6
McConnell	*33	2-7	0-1	3-4	4	2	6	2	0	0	7
Johnson	*31	8-15	1-6	6-8	4	4	1	2	2	0	23
York	22	1-5	0-2	2-2	3	1	0	1	0	1	4
Mayes	5	0-1	0-0	0-0	0	0	0	0	0	1	0
Hollis-Jefferson	18	2-5	0-0	3-4	5	5	1	0	0	0	7
Team					3						
Totals	200	25-56	3-13	16-22	39	24	13	11	6	5	69

SDSU	MP	FG	3FG	FT	R	F	A	TO	B	S	TP
Spencer	*21	0-0	0-0	0-0	2	2	0	0	1	0	0
O'Brien	*36	6-12	0-3	7-11	6	2	1	2	1	1	19
Davis	*33	1-7	0-0	0-0	4	2	1	2	0	0	2
Thames	*36	5-16	2-4	7-9	5	1	2	3	0	2	19
Shepard	*26	4-10	1-3	3-4	2	1	0	2	0	1	12
Allen	20	1-2	0-0	1-2	2	4	0	1	0	0	3
Williams	9	0-0	0-0	0-0	1	3	2	0	0	0	0
Johnson	3	0-0	0-0	0-0	1	0	0	0	0	2	0
Shrigley	16	1-3	1-1	2-3	1	1	0	0	0	0	5
Team					5						
Totals	200	18-50	4-11	20-29	28	17	6	9	3	6	60

Halftime: Arizona 39, San Diego State 28. FG%: Arizona 44.6, San Diego State 36.0. 3FG%: San Diego State 36.4, Arizona 23.1. FT%: Arizona 72.7, San Diego State 69.0. Officials: Dick Cartmell, Tony Padilla, Eric Curry. Technicals: None.



## Game 3

San Diego State 93  
San Diego Christian 41  
Nov. 20, 2013 ♦ San Diego, Calif.  
Viejas Arena ♦ Att.: 12,414

SAN DIEGO - San Diego State's defense put on an impressive display, as the Aztecs topped San Diego Christian, 93-41, for their largest margin of victory in the Steve Fisher era (52 points) and second-largest victory in Viejas Arena history.

It was also SDSU's most points scored in a game since March 2012, while San Diego Christian's 18 second-half points were the fewest allowed by the Aztecs in a half since Jan. 26, 2013, against New Mexico. In addition, SDC shot just 22.2 percent from the field, which marked the lowest percentage allowed by the Aztecs in the Fisher era.

San Diego State started strong from the opening tip, as the Aztecs made their first five field-goal attempts during a 21-0 run to begin the game. A dunk by Dwayne Polee II extended the advantage to 25-2 with 11:58 remaining in the first half, and Winston Shepard's three-pointer pushed SDSU's lead to 41-17 with just under five minutes left before halftime.

Josh Davis capped off the sharp first-half performance with a jumper to help the Aztecs take a 49-23 lead into intermission. Davis was one point shy of a double-double in the first half alone, recording nine points and 10 rebounds in the game's first 20 minutes.

SDSU began the second half on a 12-1 run, finished by JJ O'Brien's tip-in to extend the advantage to 61-24. A three-pointer by Matt Shrigley put the Aztecs ahead, 67-26, with 12:50 remaining.

Dakarai Allen's dunk put the Aztecs in front by a game-high 58 points, 93-35, as San Diego State cruised to its 35th-consecutive victory against teams from California, and 42nd-straight regular-season win against unranked, non-conference opponents.

O'Brien led all scorers with 16 points to go with six rebounds, while Davis posted his first double-double as an Aztec with 15 points and 13 rebounds. Shrigley established a career-high in scoring with 14 points, while Polee II's 14 points and seven rebounds were both season highs.

SDC	MP	FG	3FG	FT	R	F	A	TO	B	S	TP
Richardson	*17	1-5	0-2	2-4	2	3	0	1	0	0	4
Simmons	*9	0-2	0-0	0-0	1	3	0	0	0	1	0
Brandon	*31	3-14	1-5	7-10	4	1	1	4	0	4	14
Dickerson	*15	1-6	0-3	0-0	0	4	0	4	0	0	2
Saharan	*28	1-11	0-7	0-0	2	0	0	4	1	1	2
Camacho	14	0-1	0-0	1-2	2	2	0	0	1	1	1
Cross	19	1-4	0-1	0-0	8	2	2	2	0	0	2
Hawk	7	0-2	0-0	0-0	0	0	1	2	0	0	0
McBride	8	1-2	1-1	1-2	1	1	0	0	0	0	4
Lambert	20	2-3	0-0	0-2	1	2	1	1	0	0	4
English	32	2-4	2-3	2-4	6	1	2	3	0	2	8
Team					7			2			
Totals	200	12-54	4-24	13-24	34	19	7	23	2	9	41

SDSU	MP	FG	3FG	FT	R	F	A	TO	B	S	TP
Spencer	*17	1-2	0-0	1-4	3	1	1	0	4	2	3
O'Brien	*21	7-9	0-2	0-0	6	3	2	0	0	0	16
Davis	*23	6-7	0-0	3-9	13	2	2	2	1	2	15
Thames	*15	2-4	1-2	0-0	1	1	1	0	0	0	5
Shepard	*15	4-6	1-1	1-3	3	0	3	4	0	0	10
Allen	22	3-6	0-0	2-3	2	3	1	1	1	3	8
Polee II	20	6-10	0-1	2-3	7	4	0	2	1	3	14
Quinn	24	2-7	1-5	1-1	1	3	5	5	0	1	6
Johnson	20	1-3	0-0	0-0	4	5	1	0	1	0	2
Staten	4	0-1	0-0	0-0	0	0	0	0	0	0	0
Shrigley	19	5-10	3-6	1-2	4	1	2	0	1	1	14
Team					7						
Totals	200	37-65	8-17	11-25	51	23	18	14	9	12	93

Halftime: San Diego State 49, San Diego Christian 23. FG%: San Diego State 52.8, San Diego Christian 22.6. 3FG%: San Diego State 45.5, San Diego Christian 18.8. FT%: San Diego Christian 54.5, San Diego State 42.9. Officials: Bob Staffen, Michael Irving, Martin Cota. Technicals: None.



## Game 4

**San Diego State 72**  
**College of Charleston 52**  
 Nov. 28, 2013 ♦ Fullerton, Calif.  
 Titan Gym ♦ Att.: 1,865

FULLERTON, Calif. - Sophomore Winston Shepard scored 15 points and freshman Matt Shrigley added 12 to lead San Diego State to a win over the College of Charleston, 72-52, in the first round of the Wooden Legacy, at Cal State Fullerton.

Senior Xavier Thames scored 11 points for San Diego State and junior J.J. O'Brien added 10. Shrigley scored a game-high four 3-pointers and the Aztecs shot 57.4 percent from the field.

The Aztecs (3-1) could do no wrong in the game's opening minutes, and the Cougars (2-4) had trouble doing anything right.

San Diego State scored 17 of the game's first 18 points, forcing the pace with their speed and shooting well from long range. Their 17-1 run ended with 13:22 left in the first half, when David Wishon scored Charleston's first three-pointer.

The Aztecs kept the pressure on and took their biggest lead of the half (29-7) on a 3-pointer Shrigley.

Theo Johnson hit a 3-pointer from the right corner with seven minutes left, cutting the Aztecs' lead to 29-16, but that was the closest that the Cougars got and San Diego State led 37-21 at halftime.

The Cougars Tried but couldn't consistently hit 3-pointers. They entered the game with a 34.3 success rate from behind the 3-point line this season, but shot just 12.5 percent (1 for 8) in the first half.

The Cougars had a chance to creep to within nine points with just over 14 minutes to play, but Joe Chealey missed on his three-point attempt. Anthony Thomas picked up the rebound for Charleston but Chealey missed on his ensuing shot as well.

The Aztecs countered with a basket by Thames, increasing their lead to 48-34. Charleston got back to within 12 points at 12:47 on a layup by Thomas, but the Aztecs found their second wind and pulled away with a 15-2 run and a 63-38 lead that put the game out of reach.

CofC	MP	FG	3FG	FT	R	F	A	TO	B	S	TP
Baru	*32	2-7	0-0	4-4	4	1	2	1	0	0	8
Hall	*26	2-6	0-1	0-0	3	2	0	0	0	0	4
Chealey	*25	3-12	0-4	1-2	0	2	3	2	0	0	7
Stitt	*28	2-7	1-3	1-3	2	1	1	4	0	2	6
Barry	*25	2-10	0-3	2-2	2	2	0	1	0	1	6
Cook	9	1-3	1-2	2-2	1	0	1	0	0	0	5
Thomas	22	2-4	0-0	0-0	5	1	0	2	0	1	4
Brannin	2	0-0	0-0	0-0	0	0	0	0	0	0	0
Johnson, N.	4	0-1	0-1	0-0	0	1	0	0	0	0	0
Johnson, T.	8	1-1	1-1	0-0	0	2	0	0	1	0	3
O'Donohue	8	2-2	1-1	2-2	3	0	0	1	0	0	7
Wishon	11	1-1	0-0	0-1	2	0	0	0	1	0	2
Team					5						
Totals	200	18-54	4-16	12-16	27	12	7	11	2	4	52

SDSU	MP	FG	3FG	FT	R	F	A	TO	B	S	TP
Spencer	*27	1-3	0-0	0-2	6	1	0	2	3	0	2
Shepard	*25	6-12	0-1	3-4	2	1	0	2	0	1	15
O'Brien	*26	5-6	0-0	0-2	5	1	0	1	0	1	10
Davis	*24	1-2	0-0	5-6	7	0	1	0	0	0	7
Thames	*24	4-6	2-4	1-2	3	2	2	2	0	2	11
Allen	13	2-2	0-0	1-1	2	5	0	0	0	0	5
Polee II	8	2-4	1-1	0-0	0	0	0	3	0	0	5
Quinn	11	2-3	1-2	0-0	2	1	2	1	0	0	5
Williams	17	0-1	0-0	0-0	1	0	2	0	1	0	0
Johnson	6	0-0	0-0	0-0	1	3	0	0	0	0	0
Shrigley	19	4-8	4-7	0-0	0	1	1	1	0	0	12
Team					8						
Totals	200	27-47	8-15	10-17	33	15	8	12	4	4	72

Halftime: San Diego State 37, College of Charleston 21. FG%: San Diego State 57.4, College of Charleston 33.3. 3FG%: San Diego State 53.3, College of Charleston 25.0. FT%: College of Charleston 75.0, San Diego State 58.8. Officials: Mike Eggers, Greg Nixon, Deron White. Technicals: None.



## Game 5

**San Diego State 86**  
**No. 20/18 Creighton 80**  
 Nov. 29, 2013 ♦ Fullerton, Calif.  
 Titan Gym ♦ Att.: 3,287

FULLERTON, Calif. - San Diego State withstood an early blitz by No. 20/18 Creighton and rallied to defeat the Bluejays, 86-80, in the semifinals of the DIRECTV Wooden Legacy.

Before SDSU could break a sweat, it found itself behind, 14-2, after Doug McDermott scored 11 straight points following a game-opening Jahenns Manigat three-pointer.

The Aztecs began to find their stride after staring at a 19-7 deficit with 12:59 left in the first half. Xavier Thames got things going for SDSU with a lay-up which in turn led to nine straight points to bring the Aztecs to within three points.

Austin Chatman temporarily stopped San Diego State's run with a trey, but the Aztecs closed the final 10:04 on a 24-8 tear to head into the locker room ahead, 40-30. In the first half alone, Thames was a perfect 3-for-3 from behind the arc en route to 13 points. Matt Shrigley, meanwhile, knocked down both of his attempts from three-point range.

An 11-2 run to open the second half extended San Diego State's lead to 19 points before the first media timeout, but Creighton kept chipping away at the deficit. The Aztecs were able to keep the Bluejays at a healthy distance for the most of the half, but their 12-point lead with 5:49 left nearly evaporated.

A 7-0 Creighton spurt made the score 70-65 with under four minutes to play, but JJ O'Brien converted a lay-up to put the lead back to seven. The Bluejays cut their deficit to three points on four different occasions, with the last coming with 27 seconds left on the clock.

With Creighton looking to mount a game-winning rally in the final moments, Josh Davis came up with a blocked shot and the Jays sent Thames to the free-throw line where he made one of two to put SDSU ahead, 81-77. Then after a Creighton turnover, Dwayne Polee II converted a three-point play that secured the win for the Aztecs.

Thames scored a career-high 26 points for the Aztecs and Winston Shepard posted 16 points and a career-high 10 boards.

McDermott finished with a game-high 30 points, but only had 19 in the final 35:52 after scoring 11 in the first 4:08.

SDSU	MP	FG	3FG	FT	R	F	A	TO	B	S	TP
Spencer	*13	1-1	0-0	0-0	3	0	0	0	1	0	2
Shepard	*29	3-12	0-3	10-12	10	1	2	3	1	2	16
O'Brien	*35	4-9	0-0	7-8	7	5	3	2	1	1	15
Davis	*30	3-9	0-0	0-0	8	3	0	0	1	0	6
Thames	*33	7-10	4-5	8-10	3	3	1	4	0	1	26
Allen	16	0-3	0-0	0-2	2	1	1	0	0	0	0
Polee II	17	4-7	2-5	1-1	4	0	0	0	1	0	11
Williams	6	0-0	0-0	0-0	0	2	0	0	0	0	0
Shrigley	21	4-5	2-3	0-0	0	3	0	1	0	2	10
Team					0						
Totals	200	26-56	8-16	26-31	37	18	7	10	5	6	86

CU	MP	FG	3FG	FT	R	F	A	TO	B	S	TP
McDermott	*39	11-18	5-8	3-4	4	3	1	2	0	0	30
Artino	*13	2-4	0-0	0-0	0	1	0	0	0	0	4
Chatman	*35	3-7	1-2	4-4	4	5	1	3	0	2	11
Gibbs	*34	4-9	0-0	0-0	6	5	7	3	1	1	8
Manigat	*20	1-4	1-4	0-0	1	3	2	1	0	0	3
Brooks	21	4-8	1-2	0-2	5	2	5	3	0	0	9
Zierden	2	0-0	0-0	0-0	0	0	0	0	0	0	0
Dingman	8	0-1	0-1	0-0	1	1	0	0	1	0	0
Wragge	28	5-11	5-10	0-1	4	1	1	0	1	0	15
Team					4						
Totals	200	30-62	13-27	7-11	29	21	17	12	3	3	80

Halftime: San Diego State 40, Creighton 30. FG%: Creighton 48.4, San Diego State 46.4. 3FG%: San Diego State 50.0, Creighton 48.1. FT%: San Diego State 83.9, Creighton 63.6. Officials: Tom Eades, Chris Rastatter, Tony Padilla. Technicals: None.



## Game 6

**San Diego State 67**  
**No. 25/rv Marquette 59**  
 Dec. 1, 2013 ♦ Anaheim, Calif.  
 Honda Center ♦ Att.: 6,007

ANAHEIM, Calif. - Xavier Thames scored a career-high 29 points and San Diego State held off a late rally to beat No. 25/rv Marquette, 67-59, in the championship game of the DIRECTV Wooden Legacy.

The game was tied at 53 with 3:54 remaining, but the Aztecs closed with a 14-4 run to knock off their second straight ranked foe.

Thames, who was named most outstanding player, shot 7-of-16 from the field, including 5-of-6 from three-point range. He also made six free throws in the final 40 seconds to help SDSU secure the win.

Thames averaged 22.0 points and shot 56.3 percent from the field, including 11-of-15 from three-point range, in the tournament.

Josh Davis had a game-high 11 rebounds and joined Thames on the all-tournament team, while Dakarai Allen and Winston Shepard each scored eight points for SDSU.

The win marked the first time in program history the Aztecs beat a ranked opponent in consecutive games. They were coming off a victory over No. 20/18 Creighton in the tournament semifinals. With the win, SDSU defeated its 12th ranked opponent since January 2010.

Deonte Burton scored 15 points for Marquette, while Jamil Wilson scored nine points and was named to the all-tournament team. Derrick Wilson also scored nine for the Golden Eagles, who lost for the second time to an unranked opponent in a week.

The Aztecs shot 39.3 percent from the field (22-56), but made up for it with solid performances from three-point-range (6-12) and from the free-throw line (17-23). SDSU had a 44-37 lead with 12:56 remaining, but Burton and the Eagles charged back to forge a 53-53 tie. Burton, a freshman forward, scored 11 points in the spurt.

The Aztecs didn't let it stay tied for long. Shepard hit a pair of free throws and followed with a jumper that began a 12-2 Aztecs run and ended the Golden Eagles' comeback attempt.

Marquette was held without a field goal from the 4:32 mark until there were 14 seconds left in the game, a cold stretch that allowed SDSU to pull away.

MU	MP	FG	3FG	FT	R	F	A	TO	B	S	TP
Wilson	*28	4-10	0-4	1-2	3	3	1	3	0	2	9
Anderson	*10	1-1	0-0	0-0	1	2	0	0	0	1	2
Otule	*22	2-5	0-0	2-5	9	2	0	1	1	0	6
Wilson	*33	4-10	0-1	1-2	5	2	3	4	0	0	9
Thomas	*28	1-3	1-3	2-3	0	2	0	2	1	0	5
Mayo	24	1-5	0-2	3-4	2	4	1	2	0	2	5
Johnson	9	0-2	0-1	0-0	0	1	0	0	0	0	0
Taylor Jr.	7	0-1	0-0	2-2	3	0	0	1	0	0	2
Burton	16	6-8	0-0	3-4	1	2	0	1	2	2	15
Gardner	23	2-5	0-0	2-4	8	2	0	1	0	0	6
Team					3						
Totals	200	21-50	1-11	16-26	35	20	5	15	4	7	59

SDSU	MP	FG	3FG	FT	R	F	A	TO	B	S	TP
Spencer	*21	2-2	0-0	0-0	2	5	1	0	1	0	4
Shepard	*29	3-9	0-0	2-3	6	2	1	3	2	1	8
O'Brien	*28	2-3	0-0	1-2	6	4	3	1	0	0	5
Davis	*33	2-7	0-0	2-5	11	1	0	5	0	0	6
Thames	*36	7-16	5-6	10-11	3	1	1	2	0	1	29
Allen	17	3-7	0-0	2-2	3	2	0	0	0	2	8
Polee II	12	1-6	0-3	0-0	1	2	0	0	0	0	2
Williams	2	0-1	0-0	0-0	1	1	0	0	0	0	0
Johnson	9	0-0	0-0	0-0	0	2	0	0	0	0	0
Shrigley	13	2-5	1-3	0-0	1	2	0	2	0	1	5
Team					3						
Totals	200	22-56	6-12	17-23	37	22	6	13	3	5	67

Halftime: San Diego State 32, Marquette 30. FG%: Marquette 42.0, San Diego State 39.3. 3FG%: San Diego State 50.0, Marquette 9.1. FT%: San Diego State 73.9, Marquette 61.5. Officials: Tom Eades, Mark Whitehead, Tony Padilla. Technicals: None.



## Game 7

No. 24/rv San Diego State 65  
San Diego 64

Dec. 5, 2013 ♦ San Diego, Calif.  
Jenny Craig Pavilion ♦ Att.: 5,100

SAN DIEGO - Senior guard Xavier Thames scored 17 points, while senior forward Josh Davis finished with 10 points and 15 rebounds, as No. 24/rv San Diego State held off a late rally to defeat San Diego, 65-64, to win its fifth straight game.

With the Aztecs ahead by one, Thames was tied up on the inbounds pass, giving possession back to USD with 3.2 seconds remaining. San Diego forward Duda Sanadze got a clean look from three-point range with time winding down, but it bounced off the rim as SDSU won its 36th-consecutive game against schools from California.

Sophomore center Skylar Spencer scored a career-high 12 points on 6-of-7 shooting to go along with six rebounds and two blocks for SDSU, while junior forward Dwayne Polee II recorded 12 points.

San Diego State outrebounded USD, 44-29, and had a 29-2 advantage in second-chance points. In addition, the Aztecs' bench outscored the Toreros', 19-5, as SDSU beat USD for the eighth straight time.

The Aztecs led, 25-19, after Thames' baseline jumper with just over five minutes remaining in the first half, before San Diego responded with a 13-7 run to knot the score at halftime, 32-32.

Consecutive threes by Thames and Polee put SDSU ahead by six with 13 minutes left. After an alley-oop dunk by Polee and a free throw by Thames, the Aztecs had their largest lead of the night, 57-47, with 6:30 remaining.

But the Toreros wouldn't go away, as Johnny Dee made two straight three-pointers to cut SDSU's lead to one, 61-60, with 1:39 to go.

Dee finished with 21 points, while point guard Christopher Anderson scored a game-high 22 points and Sanadze added 12 points.

SDSU improved to 28-17 all-time against USD, and is now 9-8 in meetings at USD. The Aztecs won their 98th consecutive game when leading with five minutes to play, and improved to 6-1 for third time in as many seasons. San Diego State improved to 26-1 in its last 27 games in the month of December, and upped its record to 30-2 in December since the beginning of the 2009-10 campaign.

SDSU	MP	FG	3FG	FT	R	F	A	TO	B	S	TP
Spencer	*28	6-7	0-0	0-0	6	4	0	1	2	1	12
Shepard	*24	1-6	0-0	4-5	3	2	4	4	0	1	6
O'Brien	*27	0-10	0-0	1-2	4	2	0	2	2	0	1
Davis	*35	3-8	0-0	4-9	15	1	0	0	1	2	10
Thames	*32	4-11	1-3	8-10	4	4	4	0	1	1	17
Allen	13	1-3	0-0	2-4	2	3	1	0	0	1	4
Polee II	18	5-10	2-6	0-0	1	1	1	1	0	0	12
Williams	4	0-0	0-0	0-0	0	1	0	1	0	0	0
Shrigley	19	1-3	1-3	0-0	1	0	1	0	0	0	3
Team					8						
Totals	200	21-58	4-12	19-30	44	18	11	13	5	6	65

USD	MP	FG	3FG	FT	R	F	A	TO	B	S	TP
Kramer	*25	2-2	0-0	0-0	5	4	0	1	2	2	4
Kok	*24	0-3	0-0	0-0	0	4	0	2	0	0	0
Anderson	*37	5-11	3-3	9-9	4	2	4	7	0	2	22
Dee	*35	8-18	3-6	2-2	0	1	2	0	0	0	21
Sanadze	*32	4-10	2-5	2-4	6	4	2	0	0	0	12
Sarbaugh	13	0-0	0-0	0-0	1	1	4	2	0	0	0
Jacobs	21	1-5	0-0	1-2	8	2	0	1	2	1	3
Fajemisin	10	1-1	0-0	0-0	2	3	0	0	1	0	2
Bailey	3	0-1	0-0	0-0	0	0	0	0	0	0	0
Team					3						
Totals	200	21-51	8-14	14-17	29	21	12	13	5	5	64

Halftime: San Diego State 32, San Diego 32. FG%: San Diego 41.2, San Diego State 36.2. 3FG%: San Diego 57.1, San Diego State 33.3. FT%: San Diego 82.4, San Diego State 63.3. Officials: Michael Greenstein, Michael Reed, Frank Harvey. Technicals: None.



## Game 8

No. 24/rv San Diego State 70  
Washington 63

Dec. 8, 2013 ♦ San Diego, Calif.  
Viejas Arena ♦ Att.: 12,414

SAN DIEGO - San Diego State rallied from a nine-point halftime deficit to defeat Washington, 70-63, at Viejas Arena.

The Aztecs began the second half on a 17-2 run, eventually taking the lead on senior Xavier Thames' jumper with 14:59 remaining. After Washington briefly regained the lead, 42-41 with 11:21 left, San Diego State scored six straight points, capped off by freshman forward Matt Shrigley's 3-pointer to go ahead by five.

The Huskies cut the Aztecs' lead to 65-63 with 29 seconds remaining, but two free throws from sophomore forward Winston Shepard helped SDSU hang on for its sixth straight win.

Thames led San Diego State with a game-high 19 points to go with six assists, while Shepard finished with 17 points and three steals. Junior forward JJ O'Brien scored 10 points and sophomore center Skylar Spencer recorded six points and a career-high five blocks.

The Aztecs shot just 27 percent in the first half, including 1-of-7 from 3-point range, en route to its lowest first-half scoring output and second-largest halftime deficit of the season. Washington led by as many as 10 points in the first half, as guard C.J. Wilcox scored nine of his team-high 17 points before intermission.

SDSU finished with a 32-24 advantage in points in the paint and a 13-6 edge in fastbreak points as the Aztecs forced 16 Husky turnovers. San Diego State shot 60.0 percent in the second half and led by as many as nine points in the final 20 minutes of play.

With the victory, SDSU extended its home winning streak against unranked non-conference opponents to 42 straight, and has won 12 of its last 14 games against current members of the Pac-12 Conference.

For Thames, it was the fifth-straight game he scored in doubles figures, which is marked a career-long streak. Meanwhile, senior forward Josh Davis finished with eight points, 10 rebounds, three steals and two assists. It was the fourth time this season Davis has grabbed at least 10 rebounds, while his three steals matched a career high.

UW	MP	FG	3FG	FT	R	F	A	TO	B	S	TP
Blackwell	*36	3-9	0-0	0-0	11	4	1	1	1	0	6
Williams-Goss	*31	5-10	3-4	1-2	5	3	5	4	0	1	14
Anderson	*29	3-5	0-0	2-2	5	4	1	1	0	0	8
Andrews	*29	2-8	2-3	7-8	6	4	2	3	0	0	13
Wilcox	*36	7-15	3-5	0-0	4	3	4	3	0	1	17
Johnson	19	2-8	0-2	1-1	2	0	0	1	0	1	5
Taylor	4	0-0	0-0	0-0	0	0	0	0	0	0	0
Kemp Jr.	16	0-2	0-0	0-0	2	3	0	1	0	0	0
Team					6			2			
Totals	200	22-57	8-14	11-13	41	21	13	16	1	3	63

SDSU	MP	FG	3FG	FT	R	F	A	TO	B	S	TP
Spencer	*29	3-4	0-0	0-0	3	3	0	0	5	0	6
O'Brien	*31	4-11	0-1	2-5	4	1	1	0	0	1	10
Davis	*35	3-6	0-0	2-3	10	0	2	3	0	3	8
Thames	*35	6-14	1-5	6-7	1	2	6	1	0	1	19
Shepard	*30	4-13	1-4	8-10	4	0	2	3	1	3	17
Allen	11	0-2	0-0	0-0	1	3	0	1	3	0	0
Polee II	13	2-3	1-2	0-0	0	1	0	0	1	0	5
Quinn	2	0-0	0-0	0-0	1	0	0	0	0	0	0
Shrigley	14	1-1	1-1	2-2	3	2	0	0	1	0	5
Team					5						
Totals	200	23-54	4-13	20-27	31	13	11	8	11	8	70

Halftime: Washington 30, San Diego State 21. FG%: San Diego State 42.6, Washington 38.6. 3FG%: Washington 57.1, San Diego State 30.8. FT%: Washington 84.6, San Diego State 74.1. Officials: Verne Harris, Mike Scyphers, Larry Spaulding. Technicals: None.



## Game 9

No. 24/23 San Diego State 76  
Southern Utah 39

Dec. 18, 2013 ♦ San Diego, Calif.  
Viejas Arena ♦ Att.: 12,414

SAN DIEGO - Xavier Thames scored a game-high 16 points to go with four assists and Josh Davis finished with 14 points and 13 rebounds, as San Diego State knocked off Southern Utah, 76-39, for its seventh-consecutive victory.

The Aztecs' 39 points allowed were the fifth-fewest amount given up by SDSU during Steve Fisher's tenure. In addition, Southern Utah's 11 first-half points were the fewest allowed by San Diego State in one half in the Fisher era, and second fewest given up in a Division I game this season.

SDSU scored only five points through the first 15 minutes of play, as San Diego State built an early 21-2 advantage on Dakarai Allen's layup, and pushed its lead to 37-4 with Skylar Spencer's easy bucket off a pass from Thames with 5:19 left before halftime.

A jumper by Davis with less than three minutes left in the half put the Aztecs ahead by 34, as SDSU took a 41-11 lead into intermission.

Aqeel Quinn set an Aztec career high with 14 points on 5-of-11 shooting, including 2-for-5 from three-point range. It was his first double-figure scoring game in an Aztecs' uniform, while he also had an overall career-high seven rebounds.

Thames scored in double figures for his career-best sixth-straight game, as he led the team in scoring for the seventh time this season and 13th time in his career. Davis, meanwhile, posted his third double-double of the season and 34th of his career. Davis also led the team in rebounding for the seventh time this season.

With the victory, the Aztecs won their 100th consecutive game when leading with five minutes to play.

SDSU	MP	FG	3FG	FT	R	F	A	TO	B	S	TP
Oliverston	*22	1-3	1-1	0-2	4	2	1	1	0	0	3
Jeffery	*21	2-3	0-0	0-0	3	3	0	0	0	2	4
Kennedy	*30	3-8	1-2	3-4	0	2	0	4	1	0	10
Marshall	*23	0-2	0-0	2-4	1	3	2	2	0	1	2
Hess	*17	1-5	1-2	4-4	2	0	0	2	0	0	7
Anderson	11	1-1	0-0	0-0	1	1	0	0	0	1	2
Nsenki	12	0-4	0-3	0-0	1	2	0	0	0	0	0
Parsons	11	2-5	1-3	0-0	2	0	0	0	0	0	5
Thomas	2	0-1	0-0	0-0	0	0	1	0	0	0	0
Major	15	2-4	0-0	0-0	5	1	0	3	0	0	4
Jenson	2	0-0	0-0	0-0	0	0	0	0	1	0	0
Rippetoe	4	0-0	0-0	0-0	1	0	0	1	0	0	0
Hanks	16	0-4	0-0	2-4	5	4	0	0	0	0	2
Cheesman	14	0-2	0-0	0-0	3	5	0	2	1	1	0
Team					1			2			
Totals	200	12-42	4-11	11-18	29	23	4	17	3	5	39

SDSU	MP	FG	3FG	FT	R	F	A	TO	B	S	TP
Spencer	*21	2-4	0-0	0-1	2	2	0	1	2	0	4
O'Brien	*9	2-2	0-0	2-2	3	0	2	1	0	0	6
Davis	*34	6-12	0-0	1-3	14	2	3	1	1	0	13
Thames	*20	6-9	3-5	1-3	1	1	4	0	0	1	16
Shrigley	*23	2-6	1-4	0-0	3	4	2	1	1	0	5
Allen	25	3-6	0-0	2-8	2	0	0	0	0	3	8
Quinn	26	5-11	2-5	2-5	7	2	1	1	0	1	14
Williams	12	0-1	0-0	0-0	2	1	3	0	0	0	0
Johnson	20	1-3	0-0	2-4	5	3	1	0	0	1	4
Woldemichael	3	0-0	0-0	1-2	0	0	1	1	0	0	1
Staten	3	1-1	0-0	0-0	0	1	0	0	0	0	2
Maxwell	2	1-2	1-2	0-0	0	0	0	0	0	0	3
Federico	2	0-1	0-1	0-0	0	0	0	0	0	0	0
Team					2						
Totals	200	29-58	7-17	11-28	41	16	17	6	4	6	76

Halftime: San Diego State 41, Southern Utah 11. FG%: San Diego State 50.0, Southern Utah 28.6. 3FG%: San Diego State 41.2, Southern Utah 36.4. FT%: Southern Utah 61.1, San Diego State 39.3. Officials: Randy McCall, Rick Randall, Michael Irving. Technicals: None.



## Game 10

No. 24/23 San Diego State 65  
McNeese State 36

Dec. 21, 2013 ♦ San Diego, Calif.  
Viejas Arena ♦ Att.: 12,414

SAN DIEGO - Short-handed San Diego State overcame a tough shooting first half to defeat McNeese State, 65-36, for its eighth straight victory.

The Aztecs went into the game without the services of Dwayne Polee II (illness) and D'Erryl Williams (back). JJ O'Brien, meanwhile, suited up for the game and was available on an emergency-basis only due to a sore right hand.

SDSU struggled mightily in the first half with its shooting stroke, connecting on just 7-of-29 from the floor (24.1 percent). Thankfully for the Aztecs, their defense never wavered as it limited the Cowboys to 7-of-31 shooting (22.6 percent) and the home side carried a 21-18 lead into halftime.

McNeese State scored five unanswered points to open the second half to take a 23-21 lead. In the first 4:58 of the period, SDSU missed its first five shots, but only trailed by two until Aqeel Quinn broke San Diego State's 0-for-13 effort from behind the arc with a corner three-pointer.

The bucket woke the Aztecs up, specifically Winston Shepard, who scored seven straight points to open an eight-point lead. San Diego State capped a 13-0 run with a Xavier Thames three and SDSU led, 36-25.

In the final nine minutes, San Diego State outscored McNeese State, 25-3, to emerge with the 29-point victory.

Shepard finished with a game-high 14 points, including 11 in the second half. Quinn and Josh Davis each had 12 points, with Davis grabbing a career-high 17 rebounds. Matt Shrigley added 11 points.

MCN	MP	FG	3FG	FT	R	F	A	TO	B	S	TP
Fields	*34	3-5	1-2	0-0	4	2	0	2	0	0	7
Guidry	*35	2-10	0-2	0-0	8	3	1	0	1	2	4
McFerrin	*27	1-6	0-0	1-1	12	0	0	6	1	1	3
Hardy	*37	1-9	0-0	0-0	4	3	1	5	2	0	2
Eackles	*23	5-17	1-6	2-2	4	2	5	1	0	1	13
Johnson	6	0-4	0-1	0-0	0	0	0	0	0	0	0
Burr	3	0-2	0-0	0-0	1	0	0	1	0	0	0
Garrett	10	1-5	0-3	0-0	0	0	0	0	0	0	2
Moss	8	0-1	0-1	0-0	1	0	0	0	0	0	0
Regis	6	0-3	0-2	0-0	0	1	0	0	0	0	0
Potier	1	0-1	0-0	0-0	1	0	0	0	0	0	0
Milovanovic	1	0-0	0-0	0-0	0	1	0	0	0	0	0
Lewis	6	2-2	0-0	0-0	3	3	0	0	1	0	4
Kpan	3	0-0	0-0	1-2	1	0	0	0	0	0	1
Team					3						
Totals	200	15-65	2-18	4-5	42	15	7	15	5	4	36

SDSU	MP	FG	3FG	FT	R	F	A	TO	B	S	TP
Spencer	*31	0-1	0-0	2-2	8	0	0	2	4	1	2
Davis	*35	6-10	0-0	0-0	17	1	1	1	1	0	12
Shrigley	*18	4-12	2-9	1-2	3	3	0	2	0	1	11
Thames	*31	1-13	1-7	2-2	3	2	3	2	0	3	5
Allen	*19	0-1	0-0	1-2	2	3	0	1	2	2	1
Quinn	23	4-12	2-8	2-2	3	0	2	1	0	5	12
Johnson	9	1-2	0-0	0-0	1	0	0	0	1	0	2
Shepard	28	4-5	0-0	6-8	5	0	2	0	1	0	14
Woldemichael	3	1-1	1-1	0-0	0	0	1	0	0	0	3
Staten	1	0-0	0-0	0-2	2	0	0	0	0	0	0
Maxwell	1	1-1	1-1	0-0	2	0	1	0	0	0	3
Federico	1	0-1	0-1	0-0	1	1	0	0	0	0	0
Team					0						
Totals	200	22-59	7-27	14-20	47	10	9	10	9	12	65

Halftime: San Diego State 21, McNeese State 18. FG%: San Diego State 37.3, McNeese State 23.1. 3FG%: San Diego State 25.9, McNeese State 11.1. FT%: McNeese State 80.0, San Diego State 70.0. Officials: David Hall, Gregory Nixon, Mike Scyphers. Technicals: None.



## Game 11

No. 20/20 San Diego State 118  
St. Katherine College 35

Dec. 27, 2013 ♦ San Diego, Calif.  
Viejas Arena ♦ Att.: 12,414

SAN DIEGO - San Diego State posted its largest margin of victory in its Division I history after it defeated St. Katherine College, 118-35.

The 83-point margin surpassed the record of 60, which stood for 29 years. The 118 points, meanwhile, were the fifth-most in Aztec Division I history.

Defensively, SDSU held its third straight opponent to under 40 points. The Aztecs became the first Division I school to accomplish the feat since 2000 and just the second school to do it in the last 18 seasons (Oregon State).

San Diego State opened the game with a Matt Shrigley three-pointer and never looked back. The Aztecs were up, 13-0, before Alex Perez got St. Katherine on the board with a free-throw nearly five minutes into the game.

SDSU upped its lead to 27-3 with just over 11 minutes left in the first half and kept pulling away. By halftime, San Diego State enjoyed a 63-17 lead. The 63 points were the most in a half in school history and the 46-point lead was the largest of the Steve Fisher era.

In the second half, it was more of the same with the Aztecs reaching the 100-point plateau with 6:09 left in the game after Aqeel Quinn knocked down a three-pointer.

A season-high six Aztecs reached double figures in scoring, led by Winston Shepard's career-high 21 points. The sophomore also added eight rebounds, a season-high five assists and a career-high five steals.

Dwayne Polee II had 19 points and 12 boards with Quinn adding 14 points. Shrigley finished with 12, and Skylar Spencer and Xavier Thames each had 10.

SKC	MP	FG	3FG	FT	R	F	A	TO	B	S	TP
Wood	*26	3-11	0-6	0-0	3	2	0	0	1	0	6
White	*21	4-11	1-4	0-0	4	3	0	2	0	0	9
Miller	*31	1-9	0-6	0-0	0	0	5	5	0	3	2
Perez	*12	0-3	0-2	1-2	1	1	0	2	0	0	1
Shugrue, W.	*19	0-4	0-3	0-0	1	1	0	0	0	0	0
Tavares	9	0-2	0-2	0-0	1	1	0	1	0	0	0
Haywood	18	2-8	0-5	0-0	1	3	1	4	0	1	4
Mitchell	12	1-5	1-4	0-0	3	0	0	2	0	0	3
Rose	14	1-4	1-4	0-0	1	2	1	1	0	1	3
Covell	1	0-0	0-0	0-0	1	0	0	1	0	0	0
Reeves	7	0-1	0-1	0-0	1	1	0	0	0	0	0
Shugrue, J.	1	0-0	0-0	0-0	0	0	0	0	0	0	0
Roethliher	15	1-5	0-1	0-0	7	4	0	1	1	1	2
Merrell	14	2-5	0-0	1-3	2	1	0	3	0	0	5
Team					6						
Totals	200	15-68	3-38	2-5	32	19	7	22	2	6	35

SDSU	MP	FG	3FG	FT	R	F	A	TO	B	S	TP
Spencer	*16	4-7	0-0	2-2	4	0	1	0	2	1	10
O'Brien	*20	2-3	0-0	1-4	6	0	1	1	2	0	5
Shrigley	*25	4-8	2-5	2-4	5	1	4	2	0	1	12
Thames	*21	4-8	2-4	0-1	3	0	4	1	0	3	10
Shepard	*19	7-9	0-0	7-12	8	0	5	1	0	5	21
Allen	14	2-3	0-0	2-2	2	0	3	1	1	3	6
Polee II	20	8-11	3-3	0-0	12	2	0	1	0	1	19
Quinn	20	4-8	4-6	2-4	3	0	6	0	0	2	14
Johnson	25	2-4	0-0	2-2	3	4	0	4	2	1	6
Woldemichael	8	2-2	2-2	0-0	1	0	0	0	0	0	6
Staten	4	1-2	0-0	0-1	5	0	1	0	0	0	2
Maxwell	4	1-3	0-1	0-0	0	0	1	0	0	0	2
Federico	4	2-2	1-1	0-0	1	0	1	0	0	0	5
Team					4						
Totals	200	43-70	14-22	18-32	57	7	27	11	7	17	118

Halftime: San Diego State 63, St. Katherine College 17. FG%: San Diego State 61.4, St. Katherine College 22.1. 3FG%: San Diego State 63.6, St. Katherine College 7.9. FT%: San Diego State 56.3, St. Katherine College 40.0. Officials: Verne Harris, Jon Stigliano, Frank Harvey. Technicals: None.



## Game 12

No. 21/T19 San Diego State 71  
Colorado State 61

Jan. 1, 2014 ♦ Fort Collins, Colo.  
Moby Arena ♦ Att.: 4,059

FORT COLLINS, Colo. - San Diego State opened Mountain West action with a New Year's Day contest at Colorado State and won in wire-to-wire fashion, 71-61.

The victory was the Aztecs' 10th in a row, marking the program's fifth-longest streak in 93 seasons of basketball and just the fifth winning streak of at least 10 games.

SDSU open the game by scoring the game's first six points and never trailed the rest of the way.

The Aztecs led by as many as eight points midway through the first half and ultimately carried a nine-point lead into the locker room after finishing the half on an 11-2 run.

In the first half, San Diego State received a balanced effort across the board as Winston Shepard scored 10 points and Xavier Thames and JJ O'Brien added nine and seven points, respectively. Josh Davis, meanwhile, had six first-half boards.

The Rams opened the second half by scoring four straight points to whittle the Aztecs' lead down to five points, but three minutes later, the visitors found themselves ahead by 11 points with 13:35 to play after an Aqeel Quinn three-pointer and a Skylar Spencer baby jumper.

San Diego State kept Colorado State at a safe distance for the duration of the game, only allowing the Rams to get within six points once and that was with 10:06 left in regulation. On the Aztecs' next trip down the floor, Thames knocked down a three-pointer and followed it with a jumper, a three and a lay-up to cap an 11-6 run to put SDSU up, 62-52, with 6:26 left on the game clock.

At the final horn and with a 10-point victory in the books, Thames led all players with 23 points and a career-high-tying five steals. Joining him in double figures was Shepard, who poured in 17 points and had zero turnovers, marking his third straight game with one turnover or less. Davis and Spencer, meanwhile, combined to grab a total of 24 rebounds, with Davis leading all players with 15.

CSU had three players score in double figures - Daniel Bejarano (22), J.J. Avila (15) and Jon Octeus (10).

SDSU	MP	FG	3FG	FT	R	F	A	TO	B	S	TP
Spencer	*32	2-6	0-0	0-1	9	1	0	0	4	1	4
Shepard	*29	6-11	0-1	5-8	2	1	0	0	0	1	17
O'Brien	*26	4-10	0-1	1-1	1	5	1	3	0	0	9
Davis	*33	3-4	0-0	1-4	15	0	1	3	1	3	7
Thames	*32	8-13	3-6	4-4	3	1	1	3	0	5	23
Allen	10	0-0	0-0	0-2	1	4	2	0	0	0	0
Polee II	18	1-4	0-3	1-1	4	3	0	1	0	0	3
Quinn	12	3-5	2-3	0-0	1	3	1	2	1	0	8
Shrigley	8	0-3	0-2	0-0	0	2	1	1	0	0	0
Team					3						
Totals	200	27-56	5-16	12-21	39	20	7	14	6	10	71

CSU	MP	FG	3FG	FT	R	F	A	TO	B	S	TP
Santo	*32	2-4	0-0	2-3	8	3	0	3	1	0	6
Avila	*35	6-9	0-1	3-4	6	5	1	3	0	2	15
Bejarano	*34	6-20	3-9	7-7	8	1	1	4	1	0	22
Octeus	*35	4-8	0-1	2-2	6	4	1	2	0	0	10
De Giman	*32	2-8	0-1	3-4	1	2	1	2	0	1	7
Holt	3	0-0	0-0	0-0	0	1	0	0	0	0	0
Hurst	7	0-0	0-0	1-2	0	0	0	0	0	0	1
Smith	15	0-1	0-0	0-2	2	3	3	0	0	0	0
Cohn	7	0-2	0-2	0-1	1	0	0	0	0	0	0
Team					3						
Totals	200	20-52	3-14	18-25	35	19	7	14	2	3	61

Halftime: San Diego State 36, Colorado State 27. FG%: San Diego State 48.2, Colorado State 38.5. 3FG%: San Diego State 31.3, Colorado State 21.4. FT%: Colorado State 72.0, San Diego State 57.1. Officials: David Hall, Dick Cartmell, Chris Rastatter. Technicals: None.





## Game 13

No. 21/T19 San Diego State 61  
No. 16/17 Kansas 57

Jan. 5, 2014 ♦ Lawrence, Kan.  
Allen Fieldhouse ♦ Att.: 16,300

LAWRENCE, Kan. - In a battle of two nationally ranked teams, visiting No. 21/T19 San Diego State pulled the upset and beat No. 16/17 Kansas, 61-57, at Allen Fieldhouse.

The Aztecs, who led by as many as 11 points in the second half and did not trail the final 32 minutes, 8 seconds of the game, snapped the Jayhawks' 68-game winning streak vs. non-conference foes inside their historic facility.

SDSU won the game with defense as it entered the game with the top field-goal percentage defense in the country and the second-best scoring defense. Kansas, meanwhile, ranked in the top five in field-goal percentage.

San Diego State's defense held true as it limited the Jayhawks to their lowest field-goal percentage since Dec. 1, 1998 (29.8 percent) and held them to 57 points, their lowest total for a home game since Jan. 14, 2006.

The Aztecs scored first and traded points before a Naadir Tharpe three-pointer lifted the home side to a 9-8 lead with 14:11 left in the first half. An alley-oop from Winston Shepard to Josh Davis helped SDSU regain the lead and the Aztecs were off, leading by as many as eight points before settling for a 29-23 halftime lead.

On three different occasions in the first 10-plus minutes of the second half, the Aztecs grew their lead to 11, but could not shake KU.

With just over two minutes to play, Kansas cut its deficit to three points, but a put-back dunk by Davis propelled the Aztecs to a 57-52 lead with 1:37 left. On the next trip down, however, Frank Mason hit a three and SDSU led by two with 81 seconds to play.

After two Aztec misses on the front end of a 1-and-1 one, San Diego State fouled Perry Ellis, who made his first free-throw and made the second following an SDSU timeout.

Xavier Thames sealed the victory for the Aztecs after he made all four of his free-throw attempts in the final eight seconds to provide the final margin.

SDSU	MP	FG	3FG	FT	R	F	A	TO	B	S	TP
Spencer	*26	5-10	0-0	3-4	9	4	0	3	6	0	13
Shepard	*32	4-10	0-1	1-4	4	2	3	3	0	2	9
O'Brien	*35	3-7	0-0	1-3	9	1	0	2	0	0	7
Davis	*31	5-11	0-0	0-0	14	4	1	2	1	1	10
Thames	*35	5-16	2-4	4-4	1	4	2	2	0	2	16
Allen	1	0-0	0-0	0-0	0	0	0	0	0	0	0
Polee II	6	1-2	1-2	0-0	1	0	0	2	1	0	3
Quinn	15	0-4	0-0	3-3	6	3	0	0	0	0	3
Johnson	11	0-0	0-0	0-0	1	3	0	0	0	0	0
Shrigley	8	0-1	0-1	0-0	2	0	0	1	0	0	0
Team					4						
Totals	200	23-61	3-8	12-18	51	21	6	15	8	5	61

KU	MP	FG	3FG	FT	R	F	A	TO	B	S	TP
Ellis	*22	1-8	0-1	2-3	5	0	1	2	3	1	4
Embiid	*26	3-5	0-0	6-7	12	4	3	3	5	0	12
Selden, Jr.	*26	2-8	1-2	1-2	1	2	1	2	0	0	6
Tharpe	*34	2-10	1-5	0-0	5	4	5	0	0	2	5
Wiggins	*38	4-14	0-4	6-7	5	2	1	1	1	1	14
Mason	25	4-8	2-3	4-6	1	2	0	1	0	0	14
White III	3	0-1	0-1	0-0	1	0	0	0	0	0	0
Wesley	0+	0-0	0-0	0-0	0	0	0	0	0	0	0
Black	6	0-0	0-0	0-0	1	2	0	1	1	0	0
Traylor	18	1-3	0-0	0-1	3	3	0	0	2	1	2
Lucas	2	0-0	0-0	0-2	1	0	0	0	1	0	0
Team					4						
Totals	200	17-57	4-16	19-28	39	19	11	10	13	5	57

Halftime: San Diego State 29, Kansas 23. FG%: San Diego State 37.7, Kansas 29.8. 3FG%: San Diego State 37.5, Kansas 25.0. FT%: Kansas 67.9, San Diego State 66.7. Officials: John Higgins, Gerry Pollard, Rick Randall. Technicals: None.



## Game 14

No. 15/13 San Diego State 69  
Boise State 66

Jan. 8, 2014 ♦ San Diego, Calif.  
Viejas Arena ♦ Att.: 12,414

SAN DIEGO - San Diego State nearly had its 18-point lead wiped away, but held on in the end as the Aztecs beat Boise State at home for the third straight season, 69-66.

Games between these teams that have occurred inside Viejas Arena have always been close and this meeting was no different. In the previous two get-togethers, SDSU won by a combined three points with the outcome coming down to the final seconds.

The Aztecs led by 18 points with 7:32 left in the first half, but found themselves clinging to a narrow advantage late in the game.

San Diego State found itself ahead, 62-50, with 4:39 left in regulation before the Broncos exploded with a 14-4 run to make it a 66-64 game with 1:08 to play.

After Derrick Marks made both free-throw attempts to make it a two-point game, the Broncos fouled Xavier Thames before the ball was inbounded and the SDSU senior guard made the front end of his pair at the charity stripe.

With San Diego State now up, 67-64, the Broncos gave Marks the ball again and he nailed a step-back jumper with 56 seconds to go. Following a Boise State timeout, the Aztecs found Aqeel Quinn, who made a trio of three-pointers earlier, in the corner, but his attempt from long distance was off the mark.

Boise State gathered the rebound and played for the last shot, which resulted with the ball in Marks' hand once again. This time, however, Thames was able to make it difficult for him to get a clean look on his jumpshot and the attempt was off the mark.

San Diego State believed it had won the game after Thames secured the rebound, but the officials put 0.2 seconds back on the clock after ruling he was fouled. Thames then knocked down two free-throws to put the finishing touches on the game.

Thames and Winston Shepard each scored 16 points for SDSU, which held the Broncos to 42.9-percent shooting for the game and 23.5 percent from three-point distance.

Josh Davis, meanwhile, added 10 rebounds, and Quinn scored nine off the bench.

BSU	MP	FG	3FG	FT	R	F	A	TO	B	S	TP
Watkins	*27	4-8	0-0	1-2	10	5	1	2	1	1	9
Drmic	*38	7-16	1-7	2-3	10	4	0	1	0	1	17
Marks	*37	7-17	1-3	6-9	4	1	3	4	2	0	21
Elorriaga	*22	0-2	0-2	0-0	4	4	1	1	0	0	0
Hadziomerovic	*17	0-1	0-0	0-0	1	2	0	0	0	0	0
Thompson	22	3-7	0-2	2-2	1	2	1	2	0	0	8
Bropleh	19	1-3	1-2	2-2	1	4	0	0	2	0	5
Duncan	18	2-2	1-1	1-2	5	3	0	2	0	1	6
Team					1						
Totals	200	24-56	4-17	14-20	37	25	6	12	5	3	66

SDSU	MP	FG	3FG	FT	R	F	A	TO	B	S	TP
Spencer	*20	3-4	0-0	0-0	4	4	0	0	1	1	6
O'Brien	*29	2-4	0-0	1-2	3	4	1	3	1	0	5
Davis	*37	2-5	0-0	4-8	10	1	3	1	0	0	8
Thames	*32	5-12	0-2	6-9	7	3	3	0	0	3	16
Shepard	*30	4-9	0-0	8-11	3	1	0	2	1	1	16
Allen	4	0-0	0-0	0-0	0	2	0	1	0	0	0
Polee II	15	2-6	1-3	2-2	3	2	1	0	0	0	7
Quinn	21	3-7	3-7	0-0	1	1	0	0	0	0	9
Shrigley	12	1-3	0-2	0-0	0	1	0	0	0	1	2
Team					2						
Totals	200	22-50	4-14	21-32	32	19	9	8	3	6	69

Halftime: San Diego State 34, Boise State 26. FG%: San Diego State 44.0, Boise State 42.9. 3FG%: San Diego State 28.6, Boise State 23.5. FT%: Boise State 70.0, San Diego State 65.6. Officials: Verne Harris, Bob Staffen, Rodrick Dixon. Technicals: None.



## Game 15

No. 15/13 San Diego State 79  
Air Force 72

Jan. 12, 2014 ♦ USAFA, Colo.  
Clune Arena ♦ Att.: 2,152

USAFA, Colo. - San Diego State had five players score in double figures as the Aztecs defeated Air Force, 79-72, to snap a two-game losing streak at the Academy.

The win was SDSU's 13th straight and helped the Aztecs move to 3-0 in league play. San Diego State also stopped a five-game losing streak in day games at Air Force.

The Falcons played the Aztecs close for the entire first half and enjoyed a pair of five-point leads, with the second coming with 12:27 left before halftime. Air Force looked poised to take a lead into intermission after it was up, 27-24, with 3:01 to go. SDSU, however, answered with a 7-0 half-ending run to take a 31-27 lead as the clock hit triple zeros.

The Aztecs continued their momentum in the second half as they put up another seven unanswered points to increase their advantage to 11 points.

SDSU's lead eventually swelled to 14 points with 13:53 left on the clock before the Falcons went on a 10-4 spurt to get within eight points.

The Aztecs kept Air Force at a safe distance the rest of the way despite the Falcons making it a two-possession game (six points) with 40 seconds left in regulation. At that point, Xavier Thames was involved in three of San Diego State's four scoring plays, which included him making 3-of-4 free-throws in the final 27 seconds to put the game out of reach.

JJ O'Brien led the Aztecs with 18 points and a game-high-tying 11 rebounds, which marked his first double-double of the season. The 11 boards also matched his career best.

Frontcourt teammate Josh Davis also grabbed 11 rebounds and scored 13 points, and fellow senior Thames added 16 points and a game-high five assists.

Winston Shepard, meanwhile, chipped in with 14 points, six rebounds and three assists. Lastly, Matt Shrigley scored 13 points on 5-of-10 shooting in 17 minutes off the bench.

Air Force's Tre' Coggins led all players with 29 points.

SDSU	MP	FG	3FG	FT	R	F	A	TO	B	S	TP
Spencer	*13	0-1	0-0	0-2	1	1	0	0	0	0	0
Shepard	*28	6-12	0-0	2-6	6	1	3	0	0	2	14
O'Brien	*32	5-8	1-1	7-8	11	0	0	2	0	0	18
Davis	*31	5-9	0-0	3-8	11	2	0	2	2	1	13
Thames	*28	5-11	2-3	4-4	0	4	5	1	0	1	16
Allen	8	0-1	0-0	0-0	0	1	0	0	0	0	0
Polee II	11	0-4	0-1	2-2	1	5	1	1	1	1	2
Quinn	26	1-3	1-3	0-0	4	1	2	1	1	0	3
Williams	6	0-2	0-0	0-0	0	0	0	0	0	0	0
Shrigley	17	5-10	3-6	0-0	1	1	0	0	1	1	13
Team					4						
Totals	200	27-61	7-14	18-30	39	16	11	7	5	6	79

AFA	MP	FG	3FG	FT	R	F	A	TO	B	S	TP
Olesinski	*31	3-6	0-1	2-4	7	4	3	1	0	0	8
Hammonds	*33	2-4	0-0	0-0	6	4	2	1	1	0	4
Williams	*35	6-12	1-4	0-0	6	1	0	2	2	1	13
Coggins	*40	11-18	5-10	2-2	1	4	1	5	0	1	29
Yon	*34	4-8	1-4	3-3	5	3	2	5	0	1	12
Kocur	6	0-0	0-0	0-0	1	0	0	0	0	0	0
Earls	14	2-6	0-1	2-4	0	4	1	0	0	1	6
Kammerer	7	0-0	0-0	0-0	0	0	1	0	0	0	0
Team					4						
Totals	200	28-54	7-20	9-13	30	20	10	14	3	4	72

Halftime: San Diego State 31, Air Force 27. FG%: Air Force 51.9, San Diego State 44.3. 3FG%: San Diego State 50.0, Air Force 35.0. FT%: Air Force 69.2, San Diego State 60.0. Officials: Tom O'Neill, Ken Ditty, Brent Meaux. Technicals: None.



## Game 16

No. 10/11 San Diego State 68  
Fresno State 60

Jan. 15, 2014 ♦ San Diego, Calif.  
Viejas Arena ♦ Att.: 12,414

SAN DIEGO - San Diego State put a handful of lengthy streaks on the line and ultimately extended all of them after it beat Fresno State, 68-60.

The Aztecs, who led with five minutes to go, won their 107th straight game when leading with that much time left in regulation, posted their 38th consecutive victory over schools from California and won their 14th overall game in a row.

SDSU struggled mightily from the floor despite its hot start. The Aztecs found themselves ahead, 9-2, just over five minutes into the game, but cooled considerably after that.

The Bulldogs methodically erased the deficit and were all of a sudden up by eight points as late as 4:33 left in the first half. The Aztecs closed the frame on a 12-2 surge to take a two-point lead, but Fresno State's Marvelle Harris knocked down a three-pointer with 14 seconds left to propel the Bulldogs to a 32-31 lead at halftime.

The game remained tight with no team leading by more than three points for the first nine-plus minutes of the half until Matt Shrigley helped set off San Diego State with a free-throw and a three-pointer, which lead to another trey from Xavier Thames. The spurt led to a 12-2 run, highlighted by five straight points from Winston Shepard.

The Aztecs were able to keep the Bulldogs at a safe distance the rest of the way despite not making a field goal in the final 8:01 of the game. During that period, SDSU went 13-for-17 from the free-throw line while limiting Fresno State to just 12 points en route to its fourth Mountain West victory in four outings.


Thames led all players with 28 points and Shepard finished with 17 points and six rebounds for an Aztec side that shot just 33.3 percent from the floor.

Tyler Johnson turned in 24 points and 11 rebounds for the Bulldogs, who lost their seventh straight decision to the Aztecs. Harris, meanwhile, registered 11 points.

FS	MP	FG	3FG	FT	R	F	A	TO	B	S	TP
Edo	*14	3-3	0-0	0-1	2	3	0	1	0	0	6
Watson	*36	2-4	0-1	0-0	9	2	1	3	0	0	4
Johnson	*33	8-16	3-4	5-6	11	4	4	0	0	0	24
Guerrero	*30	3-11	1-5	2-2	5	4	2	1	0	1	9
Harris	*35	3-12	1-7	4-6	3	3	1	2	1	1	11
Owootuah	0+	0-0	0-0	0-0	0	0	0	0	0	0	0
Giddings	13	0-1	0-0	0-0	2	4	1	0	0	0	0
Davis	13	0-1	0-0	0-0	1	4	0	2	2	0	0
Huddleston	26	2-7	2-5	0-0	1	1	4	1	0	1	6
Team					4						
Totals	200	21-55	7-22	11-15	38	25	13	11	3	3	60

SDSU	MP	FG	3FG	FT	R	F	A	TO	B	S	TP
Spencer	*21	0-3	0-0	0-0	3	1	0	0	2	2	0
O'Brien	*34	2-7	1-2	2-4	8	1	2	1	0	2	7
Davis	*30	0-8	0-0	2-4	13	3	0	0	1	0	2
Thames	*34	8-13	3-5	9-11	1	3	1	0	0	0	28
Shepard	*29	4-11	0-3	9-14	6	0	2	1	1	0	17
Allen	6	1-1	0-0	0-2	0	1	0	0	1	0	2
Polee II	13	2-5	1-3	0-0	1	1	0	1	1	1	5
Quinn	11	0-1	0-1	2-2	2	1	1	1	0	1	2
Shrigley	22	1-5	1-3	2-4	2	3	0	0	1	0	5
Team					1						
Totals	200	18-54	6-17	26-41	37	14	6	4	7	6	68

Halftime: Fresno State 32, San Diego State 31. FG%: Fresno State 38.2, San Diego State 33.3. 3FG%: San Diego State 35.3, Fresno State 31.8. FT%: Fresno State 73.3, San Diego State 63.4. Officials: David Hall, Mike Reed, Michael Irving. Technicals: None.



## Game 17

No. 10/11 San Diego State 63  
UNLV 52

Jan. 18, 2014 ♦ San Diego, Calif.  
Viejas Arena ♦ Att.: 12,414

SAN DIEGO - San Diego State continued its winning ways, capturing its 15th straight victory after dismissing UNLV, 63-52, in front of a raucous and sold-out Viejas Arena crowd.

With the win, the Aztecs stopped a three-game losing streak to the Runnin' Rebels and stayed atop the Mountain West standings with a flawless 5-0 record.

SDSU won the game with a stellar defensive effort, holding UNLV to 30.0-percent shooting for the game, including a 2-for-18 effort from three-point distance (11.1 percent). On the flip side, the Aztecs were not much better with their shooting stroke, making just 20-of-59 field-goal attempts and 2-of-11 from behind the three-point arc. San Diego State, however, marched to the free-throw line 27 times, making 21, and UNLV was only 8-for-11 in the category.

The Aztecs jumped all over the Rebels and led, 22-9, with 5:38 left in the first half. UNLV did not reach double digits in scoring until Roscoe Smith made a pair of free-throws with 5:16 left, which made the score, 22-11. SDSU eventually went into the locker room ahead, 34-20. The 20 Runnin' Rebels first-half points were their fewest in a first half since scoring 20 on March 4, 2009.

In the second half, the Aztecs led comfortably and at one point, were ahead by 12 with 12:29 left in the game. UNLV, however, scored six straight points, but SDSU answered with a pair of alley-oop dunks from Skylar Spencer and Josh Davis to thwart the comeback attempt.

Down the stretch, UNLV got to within five points with 5:48 left on the clock, but San Diego State scored the next four points, which spanned 1:21 and the Aztecs cruised to the double-digit victory.

UNLV was held to a season-low 52 points and its field-goal percentage was also its lowest of the season. SDSU's 11-point margin of victory was the largest by any team in the series since March 12, 2009, as the previous 10 meetings were decided by 10 points or less.

Xavier Thames led all players with 18 points and Josh Davis posted a double-double with 14 points and a game-high 14 boards.

Bryce Dejean-Jones led the Rebels with 15 points and Smith chipped in with 12 points and 10 rebounds.

UNLV	MP	FG	3FG	FT	R	F	A	TO	B	S	TP
Smith, R.	*32	4-8	0-1	4-4	10	3	0	1	0	0	12
Birch	*33	2-4	0-0	0-0	6	4	0	1	5	0	4
Olekaibe	*25	1-3	1-1	0-0	1	1	0	0	0	1	3
Dejean-Jones	*33	7-25	0-7	1-2	5	2	1	3	1	2	15
Smith, D.	*35	5-19	0-6	3-5	5	4	2	2	0	1	13
Wood	13	2-3	1-2	0-0	1	3	0	0	0	0	5
Cook	1	0-0	0-0	0-0	0	0	1	0	0	0	0
Lopez-Sosa	2	0-1	0-0	0-0	0	3	0	0	0	0	0
Smith	4	0-1	0-0	0-0	0	0	0	0	0	0	0
Kendrick	22	0-6	0-1	0-0	1	2	1	2	0	3	0
Team					10						
Totals	200	21-70	2-18	8-11	39	22	5	9	6	7	52

SDSU	MP	FG	3FG	FT	R	F	A	TO	B	S	TP
Spencer	*33	3-3	0-0	0-0	7	3	2	1	4	0	6
O'Brien	*26	3-8	0-0	0-0	2	2	0	2	0	0	6
Davis	*30	5-10	0-0	4-7	14	3	0	1	2	0	14
Thames	*35	3-14	1-4	11-12	7	4	4	4	0	1	18
Shepard	*32	2-6	0-0	4-6	9	2	2	4	0	0	8
Polee II	18	2-6	0-1	2-2	4	2	0	1	4	3	6
Quinn	14	2-6	1-2	0-0	1	0	0	1	0	0	5
Shrigley	12	0-6	0-4	0-0	0	0	0	0	0	0	0
Team					5						
Totals	200	20-59	2-11	21-27	49	16	8	14	10	4	63

Halftime: San Diego State 34, UNLV 20. FG%: San Diego State 33.9, UNLV 30.0. 3FG%: San Diego State 18.2, UNLV 11.1. FT%: San Diego State 77.8, UNLV 72.7. Officials: Verne Harris, Kipp Kissinger, Deron White. Technicals: None.

**Mountain West: 5-0 (Home: 3-0, Away: 2-0)**

Caps denotes home game. ~ - DIRECTV Wooden Legacy (Titan Gym, Fullerton, Calif.). # - DIRECTV Wooden Legacy (Honda Center; Anaheim, Calif.). \* - Mountain West Game. ` - Indicates the 2013 Reese's Mountain West Men's Basketball Championship (Thomas & Mack Center; Las Vegas, Nev.). c - Indicates capacity crowd. SDSU NR - San Diego State national ranking (*Associated Press* and *ESPN/USA Today* coaches polls at game time). Time to the right of opponent name indicates time remaining on a game-winning shot.

### Record/Attendance Summary

	G	W-L	Total	Average	High	
Home	10	9-1	124,140	12,414	12,414 - 10 times	* - 32 consecutive home sellouts
Mountain West	3	3-0	37,242	12,414	12,414 - three times	
Away	4	4-0	27,611	6,903	16,300 at No. 16/ 17 Kansas (Jan. 5)	
Mountain West	2	2-0	6,211	3,106	4,059 at Colorado State (Jan. 1)	
Neutral	3	3-0	11,159	3,720	6,007 vs. No. 25/rv Marquette (Dec. 1)	
Total	17	16-1	162,910	9,583	16,300 at No. 16/17 Kansas (Jan. 5)	
Mountain West	5	5-0	43,453	7,760	12,414 - three times	

### Win/Loss Margin

[illegible]

## 2013-14 SAN DIEGO STATE SEASON STATS

Record: 16-1 (Home: 9-1, Away: 4-0, Neutral: 3-0)

No.	Player	GP	GS	Min	Avg	TOTAL		3-PTS		FT-FTA	Pct	REBOUNDS				PF	FO	A	TO	Blk	Stl	Pts	Avg
						FG-FGA	Pct	3FG-FGA	Pct			Off	Def	Tot	Avg								
02	THAMES, Xavier	17	17	500	29.4	85-198	.429	35-75	.467	84-103	.816	9	38	47	2.8	36	0	45	29	0	31	289	17.0
13	SHEPARD, Winston	16	15	424	26.5	65-146	.445	3-17	.176	77-118	.653	27	52	79	4.9	18	0	34	35	8	21	210	13.1
20	O'BRIEN, JJ	16	16	439	27.4	54-113	.478	4-10	.400	36-58	.621	31	55	86	5.4	35	2	18	26	7	6	148	9.3
22	DAVIS, Josh	16	16	496	31.0	56-124	.452	0-0	.000	32-69	.464	64	120	184	11.5	27	0	18	25	13	13	144	9.0
40	SHRIGLEY, Matt	17	3	285	16.8	37-93	.398	24-63	.381	11-19	.579	3	24	27	1.6	28	0	12	11	5	8	109	6.4
05	POLEE II, Dwayne	14	0	203	14.5	38-85	.447	12-36	.333	12-13	.923	9	33	42	3.0	24	1	4	17	12	12	100	7.1
10	QUINN, Aqeel	13	0	219	16.8	26-71	.366	17-44	.386	14-19	.737	7	23	30	2.3	17	0	21	13	2	11	83	6.4
00	SPENCER, Skylar	17	17	388	22.8	34-63	.540	0-0	.000	8-18	.444	29	46	75	4.4	32	1	6	10	44	10	76	4.5
04	ALLEN, Dakarai	16	1	219	13.7	16-37	.432	0-0	.000	20-36	.556	12	12	24	1.5	33	1	9	7	9	15	52	3.3
12	JOHNSON, James	9	0	115	12.8	6-14	.429	0-0	.000	6-8	.750	6	14	20	2.2	26	2	2	4	4	5	18	2.0
23	WOLDEMICAHEL, Kibret	3	0	14	4.7	3-3	1.000	3-3	1.000	1-2	.500	0	1	1	0.3	0	0	1	2	0	0	10	3.3
32	MAXWELL, Desmond	3	0	7	2.3	3-6	.500	2-4	.500	0-0	.000	0	2	2	0.7	0	0	2	0	0	0	8	2.7
24	STATEN, Ryan	5	0	15	3.0	3-5	.600	0-0	.000	0-3	.000	2	5	7	1.4	1	0	1	0	0	0	6	1.2
33	FEDERICO, Niksha	3	0	7	2.3	2-4	.500	1-3	.333	0-0	.000	1	1	2	0.7	1	0	1	0	0	0	5	1.7
11	WILLIAMS, D'Erryl	8	0	69	8.6	0-7	.000	0-0	.000	2-2	1.000	2	6	8	1.0	9	0	7	2	1	0	2	0.3
TEAM												34	31	65	3.8	0			1			0	
SAN DIEGO STATE		17				428-969	.442	101-255	.396	303-468	.647	236	463	699	41.1	287	7	181	182	105	132	1260	74.1
OPPONENTS		17				338-955	.354	78-302	.258	193-292	.661	206	381	587	34.5	352	-	148	246	71	82	947	55.7

## SCORE BY PERIODS:

	1st	2nd	OT	2OT	Total
SAN DIEGO STATE	597	663			1,260
OPPONENTS	419	528			947

Mountain West: 5-0 (Home: 3-0, Away: 2-0)

No.	Player	GP	GS	Min	Avg	TOTAL		3-PTS		FT-FTA	Pct	REBOUNDS				PF	FO	A	TO	Blk	Stl	Pts	Avg
						FG-FGA	Pct	3FG-FGA	Pct			Off	Def	Tot	Avg								
02	THAMES, Xavier	5	5	161	32.2	29-63	.460	9-20	.450	34-40	.850	3	15	18	3.6	15	0	14	8	0	10	101	20.2
13	SHEPARD, Winston	5	5	148	29.6	22-49	.449	0-4	.000	28-45	.622	9	17	26	5.2	5	0	7	7	2	4	72	14.4
20	O'BRIEN, JJ	5	5	147	29.4	16-37	.432	2-4	.500	11-15	.733	11	14	25	5.0	12	1	4	11	1	2	45	9.0
22	DAVIS, Josh	5	5	161	32.2	15-36	.417	0-0	.000	14-31	.452	24	39	63	12.6	9	0	4	7	6	4	44	8.8
10	QUINN, Aqeel	5	0	84	16.8	9-22	.409	7-16	.438	2-2	1.000	2	6	8	1.6	6	0	4	5	2	1	27	5.4
05	POLEE II, Dwayne	5	0	75	15.0	7-25	.280	2-11	.182	7-7	1.000	4	9	13	2.6	13	1	3	5	6	5	23	4.6
40	SHRIGLEY, Matt	5	0	71	14.2	7-27	.259	4-17	.235	2-4	.500	0	3	3	0.6	7	0	1	1	2	2	20	4.0
00	SPENCER, Skylar	5	5	119	23.8	8-17	.471	0-0	.000	0-3	.000	10	14	24	4.8	10	0	2	1	11	4	16	3.2
04	ALLEN, Dakarai	4	0	28	7.0	1-2	.500	0-0	.000	0-4	.000	1	0	1	0.3	8	0	2	1	1	0	2	0.5
11	WILLIAMS, D'Erryl	1	0	6	6.0	0-2	.000	0-0	.000	0-0	.000	0	0	0	0.0	0	0	0	0	0	0	0	0.0
TEAM												9	6	15	3.0	0			1			0	
SAN DIEGO STATE		5				114-280	.407	24-72	.333	98-151	.649	73	123	196	39.2	85	2	41	47	31	32	350	70.0
OPPONENTS		5				114-287	.397	23-91	.253	60-84	.714	60	119	179	35.8	111	-	41	60	19	20	311	62.2

## SCORE BY PERIODS:

	1st	2nd	OT	2OT	Total
SAN DIEGO STATE	166	184			350
OPPONENTS	132	179			311



## 2013-14 SAN DIEGO STATE - HOME/AWAY STATS

Home: 9-1

No.	Player	GP	GS	Min	Avg	TOTAL		3-PTS		FT-FTA	Pct	REBOUNDS				PF	FO	A	TO	Blk	Stl	Pts	Avg
						FG-FGA	Pct	3FG-FGA	Pct			Off	Def	Tot	Avg								
02	THAMES, Xavier	10	10	280	28.0	45-115	.391	16-44	.364	45-58	.776	4	26	30	3.0	17	0	29	11	0	18	151	15.1
13	SHEPARD, Winston	9	8	228	25.3	36-74	.486	3-11	.273	50-76	.658	15	31	46	5.1	8	0	21	20	5	11	125	13.9
22	DAVIS, Josh	9	9	279	31.0	34-74	.459	0-0	.000	17-37	.459	34	69	103	11.4	16	0	15	13	7	6	85	9.4
20	O'BRIEN, JJ	9	9	230	25.6	31-60	.517	3-8	.375	18-32	.563	16	27	43	4.8	17	0	11	13	4	4	83	9.2
40	SHRIGLEY, Matt	10	3	180	18.0	21-58	.362	13-38	.342	11-19	.579	3	19	22	2.2	19	0	9	5	4	4	66	6.6
10	QUINN, Aqeel	9	0	155	17.2	20-56	.357	13-36	.361	11-16	.688	4	13	17	1.9	9	0	16	9	0	11	64	7.1
05	POLEE II, Dwayne	7	0	113	16.1	24-48	.500	6-15	.400	8-9	.889	7	23	30	4.3	13	0	2	9	9	11	62	8.9
00	SPENCER, Skylar	10	10	228	22.8	17-33	.515	0-0	.000	5-9	.556	11	28	39	3.9	16	0	5	4	27	8	39	3.9
04	ALLEN, Dakarai	9	1	141	15.7	10-21	.476	0-0	.000	15-27	.556	6	8	14	1.6	17	0	5	7	9	12	35	3.9
12	JOHNSON, James	6	0	89	14.8	6-14	.429	0-0	.000	6-8	.750	5	13	18	3.0	18	2	2	4	4	5	18	3.0
23	WOLDEMICAHEL, Kibret	3	0	14	4.7	3-3	1.000	3-3	1.000	1-2	.500	0	1	1	0.3	0	0	1	2	0	0	10	3.3
32	MAXWELL, Desmond	3	0	7	2.3	3-6	.500	2-4	.500	0-0	.000	0	2	2	0.7	0	0	2	0	0	0	8	2.7
24	STATEN, Ryan	5	0	15	3.0	3-5	.600	0-0	.000	0-3	.000	2	5	7	1.4	1	0	1	0	0	0	6	1.2
33	FEDERICO, Niksha	3	0	7	2.3	2-4	.500	1-3	.333	0-0	.000	1	1	2	0.7	1	0	1	0	0	0	5	1.7
11	WILLIAMS, D'Erryl	3	0	34	11.3	0-3	.000	0-0	.000	2-2	1.000	2	4	6	2.0	5	0	5	1	0	0	2	0.7
TEAM												20	19	39	3.9	0			0			0	
SAN DIEGO STATE		10				255-574	.444	60-162	.370	189-298	.634	130	289	419	41.9	157	2	125	98	69	90	759	75.9
OPPONENTS		10				183-575	.318	38-184	.207	98-156	.628	128	235	363	36.3	220	-	79	157	39	51	502	50.2

## SCORE BY PERIODS:

	1st	2nd	OT	2OT	Total
SAN DIEGO STATE	360	399			759
OPPONENTS	229	273			502

Road/Neutral: 7-0 (Away: 4-0, Neutral: 3-0)

No.	Player	GP	GS	Min	Avg	TOTAL		3-PTS		FT-FTA	Pct	REBOUNDS				PF	FO	A	TO	Blk	Stl	Pts	Avg
						FG-FGA	Pct	3FG-FGA	Pct			Off	Def	Tot	Avg								
02	THAMES, Xavier	7	7	220	31.4	40-83	.482	19-31	.613	39-45	.867	5	12	17	2.4	19	0	16	18	0	13	138	19.7
13	SHEPARD, Winston	7	7	196	28.0	29-72	.403	0-6	.000	27-42	.643	12	21	33	4.7	10	0	13	15	3	10	85	12.1
20	O'BRIEN, JJ	7	7	209	29.9	23-53	.434	1-2	.500	18-26	.692	15	28	43	6.1	18	2	7	13	3	2	65	9.3
22	DAVIS, Josh	7	7	217	31.0	22-50	.440	0-0	.000	15-32	.469	30	51	81	11.6	11	0	3	12	6	7	59	8.4
40	SHRIGLEY, Matt	7	0	105	15.0	16-35	.457	11-25	.440	0-0	.000	0	5	5	0.7	9	0	3	6	1	4	43	6.1
05	POLEE II, Dwayne	7	0	90	12.9	14-37	.378	6-21	.286	4-4	1.000	2	10	12	1.7	11	1	2	8	3	1	38	5.4
00	SPENCER, Skylar	7	7	160	22.9	17-30	.567	0-0	.000	3-9	.333	18	18	36	5.1	16	1	1	6	17	2	37	5.3
10	QUINN, Aqeel	4	0	64	16.0	6-15	.400	4-8	.500	3-3	1.000	3	10	13	3.3	8	0	5	4	2	0	19	4.8
04	ALLEN, Dakarai	7	0	78	11.1	6-16	.375	0-0	.000	5-9	.556	6	4	10	1.4	16	1	4	0	0	3	17	2.4
11	WILLIAMS, D'Erryl	5	0	35	7.0	0-4	.000	0-0	.000	0-0	.000	0	2	2	0.4	4	0	2	1	1	0	0	0.0
12	JOHNSON, James	3	0	26	8.7	0-0	.000	0-0	.000	0-0	.000	1	1	2	0.7	8	0	0	0	0	0	0	0.0
TEAM												14	12	26	3.7	0			1			0	
SAN DIEGO STATE		7				173-395	.438	41-93	.441	114-170	.671	106	174	280	40.0	130	5	56	84	36	42	501	71.6
OPPONENTS		7				155-380	.408	40-118	.339	95-136	.699	78	146	224	32.0	132	-	69	89	32	31	445	63.6

## SCORE BY PERIODS:

	1st	2nd	OT	2OT	Total
SAN DIEGO STATE	237	264			501
OPPONENTS	190	255			445

## 2013-14 SAN DIEGO STATE - WIN/LOSS STATS

Wins: 16

No.	Player	GP	GS	Min	Avg	TOTAL		3-PTS		FT-FTA	Pct	REBOUNDS				PF	FO	A	TO	Blk	Stl	Pts	Avg
						FG-FGA	Pct	3FG-FGA	Pct			Off	Def	Tot	Avg								
02	THAMES, Xavier	16	16	464	29.0	80-182	.440	33-71	.465	77-94	.819	8	34	42	2.6	35	0	43	26	0	29	270	16.9
13	SHEPARD, Winston	15	14	398	26.5	61-136	.449	2-14	.143	74-114	.649	26	51	77	5.1	17	0	34	33	8	20	198	13.2
22	DAVIS, Josh	15	15	463	30.9	55-117	.470	0-0	.000	32-69	.464	62	118	180	12.0	25	0	17	23	13	13	142	9.5
20	O'BRIEN, JJ	15	15	403	26.9	48-101	.475	4-7	.571	29-47	.617	29	51	80	5.3	33	2	17	24	6	5	129	8.6
40	SHRIGLEY, Matt	16	3	269	16.8	36-90	.400	23-62	.371	9-16	.563	3	23	26	1.6	27	0	12	11	5	8	104	6.5
05	POLEE II, Dwayne	14	0	203	14.5	38-85	.447	12-36	.333	12-13	.923	9	33	42	3.0	24	1	4	17	12	12	100	7.1
10	QUINN, Aqeel	13	0	219	16.8	26-71	.366	17-44	.386	14-19	.737	7	23	30	2.3	17	0	21	13	2	11	83	6.4
00	SPENCER, Skylar	16	16	367	22.9	34-63	.540	0-0	.000	8-18	.444	29	44	73	4.6	30	1	6	10	43	10	76	4.8
04	ALLEN, Dakarai	15	1	199	13.3	15-35	.429	0-0	.000	19-34	.559	11	11	22	1.5	29	1	9	7	8	15	49	3.3
12	JOHNSON, James	8	0	112	14.0	6-14	.429	0-0	.000	6-8	.750	6	14	20	2.5	25	2	2	4	4	3	18	2.3
23	WOLDEMICAHEL, Kibret	3	0	14	4.7	3-3	1.000	3-3	1.000	1-2	.500	0	1	1	0.3	0	0	1	2	0	0	10	3.3
32	MAXWELL, Desmond	3	0	7	2.3	3-6	.500	2-4	.500	0-0	.000	0	2	2	0.7	0	0	2	0	0	0	8	2.7
24	STATEN, Ryan	5	0	15	3.0	3-5	.600	0-0	.000	0-3	.000	2	5	7	1.4	1	0	1	0	0	0	6	1.2
33	FEDERICO, Niksha	3	0	7	2.3	2-4	.500	1-3	.333	0-0	.000	1	1	2	0.7	1	0	1	0	0	0	5	1.7
11	WILLIAMS, D'Erryl	7	0	60	8.6	0-7	.000	0-0	.000	2-2	1.000	2	5	7	1.0	6	0	5	2	1	0	2	0.3
TEAM												32	28	60	3.8	0			1			0	
SAN DIEGO STATE		16				410-919	.446	97-244	.398	283-439	.645	227	444	671	41.9	270	7	175	173	102	126	1200	75.0
OPPONENTS		16				313-899	.348	75-289	.260	177-270	.656	193	355	548	34.2	328	-	135	235	65	77	878	54.9

SCORE BY PERIODS:	1st	2nd	OT	2OT	Total
SAN DIEGO STATE	569	631			1,200
OPPONENTS	380	498			878

Losses: 1

No.	Player	GP	GS	Min	Avg	TOTAL		3-PTS		FT-FTA	Pct	REBOUNDS				PF	FO	A	TO	Blk	Stl	Pts	Avg
						FG-FGA	Pct	3FG-FGA	Pct			Off	Def	Tot	Avg								
20	O'BRIEN, JJ	1	1	36	36.0	6-12	.500	0-3	.000	7-11	.636	2	4	6	6.0	2	0	1	2	1	1	19	19.0
02	THAMES, Xavier	1	1	36	36.0	5-16	.313	2-4	.500	7-9	.778	1	4	5	5.0	1	0	2	3	0	2	19	19.0
13	SHEPARD, Winston	1	1	26	26.0	4-10	.400	1-3	.333	3-4	.750	1	1	2	2.0	1	0	0	2	0	1	12	12.0
40	SHRIGLEY, Matt	1	0	16	16.0	1-3	.333	1-1	1.000	2-3	.667	0	1	1	1.0	1	0	0	0	0	0	5	5.0
04	ALLEN, Dakarai	1	0	20	20.0	1-2	.500	0-0	.000	1-2	.500	1	1	2	2.0	4	0	0	0	1	0	3	3.0
22	DAVIS, Josh	1	1	33	33.0	1-7	.143	0-0	.000	0-0	.000	2	2	4	4.0	2	0	1	2	0	0	2	2.0
00	SPENCER, Skylar	1	1	21	21.0	0-0	.000	0-0	.000	0-0	.000	0	2	2	2.0	2	0	0	0	1	0	0	0.0
11	WILLIAMS, D'Erryl	1	0	9	9.0	0-0	.000	0-0	.000	0-0	.000	0	1	1	1.0	3	0	2	0	0	0	0	0.0
12	JOHNSON, James	1	0	3	3.0	0-0	.000	0-0	.000	0-0	.000	0	0	0	0.0	1	0	0	0	0	2	0	0.0
TM TEAM.....												2	3	5	5.0	0			0			0	
SAN DIEGO STATE		1				18-50	.360	4-11	.364	20-29	.690	9	19	28	28.0	17	0	6	9	3	6	60	60.0
OPPONENTS		1				25-56	.446	3-13	.231	16-22	.727	13	26	39	39.0	24	-	13	11	6	5	69	69.0

SCORE BY PERIODS:	1st	2nd	OT	2OT	Total
SAN DIEGO STATE	28	32			60
OPPONENTS	39	30			69

# 2013-14 SAN DIEGO STATE - VS. NATIONALLY-RANKED OPPONENTS

Record: 3-1 (Home: 0-1, Away: 1-0, Neutral: 2-0)

No.	Player	GP	GS	Min	Avg	TOTAL		3-PTS		FT-FTA	Pct	REBOUNDS				PF	FO	A	TO	Blk	Stl	Pts	Avg
						FG-FGA	Pct	3FG-FGA	Pct			Off	Def	Tot	Avg								
02	THAMES, Xavier	4	4	140	35.0	24-58	.414	13-19	.684	29-34	.853	4	8	12	3.0	9	0	6	11	0	6	90	22.5
20	O'BRIEN, JJ	4	4	134	33.5	15-31	.484	0-3	.000	16-24	.667	9	19	28	7.0	12	1	7	7	2	2	46	11.5
13	SHEPARD, Winston	4	4	116	29.0	14-41	.341	1-7	.143	16-23	.696	8	14	22	5.5	6	0	6	11	3	6	45	11.3
22	DAVIS, Josh	4	4	127	31.8	11-34	.324	0-0	.000	2-5	.400	16	21	37	9.3	10	0	2	9	2	1	24	6.0
40	SHRIGLEY, Matt	4	0	58	14.5	7-14	.500	4-8	.500	2-3	.667	0	4	4	1.0	6	0	0	4	0	3	20	5.0
00	SPENCER, Skylar	4	4	81	20.3	8-13	.615	0-0	.000	3-4	.750	9	7	16	4.0	11	1	1	3	9	0	19	4.8
05	POLEE II, Dwayne	3	0	35	11.7	6-15	.400	3-10	.300	1-1	1.000	0	6	6	2.0	2	0	0	2	2	0	16	5.3
04	ALLEN, Dakarai	4	0	54	13.5	4-12	.333	0-0	.000	3-4	.750	4	3	7	1.8	7	0	1	0	1	2	11	2.8
10	QUINN, Aqeel	1	0	15	15.0	0-4	.000	0-0	.000	3-3	1.000	1	5	6	6.0	3	0	0	0	0	0	3	3.0
12	JOHNSON, James	3	0	23	7.7	0-0	.000	0-0	.000	0-0	.000	1	0	1	0.3	6	0	0	0	0	2	0	0.0
11	WILLIAMS, D'Erryl	3	0	17	5.7	0-1	.000	0-0	.000	0-0	.000	0	2	2	0.7	6	0	2	0	0	0	0	0.0
TEAM												3	9	12	3.0	0			0			0	
SAN DIEGO STATE		4				89-223	.399	21-47	.447	75-101	.743	55	98	153	38.2	78	2	25	47	19	22	274	68.5
OPPONENTS		4				93-225	.413	21-67	.313	58-87	.667	52	90	142	35.5	84	-	46	48	26	20	265	66.2

## SCORE BY PERIODS:

	1st	2nd	OT	2OT	Total
SAN DIEGO STATE	129	145			274
OPPONENTS	122	143			265

Opponent	Site/Date	FG-FGA	Pct	3P-3PA	Pct	FT-FTA	Pct	Off-Def	Tot	PF	AT	TO	BS	ST	1st-2nd	Pts
at SDSU	H	23-55	.418	4-13	.308	27-37	.730	15-31	46	22	14	14	6	13	38-39	77
UC Riverside	11/8	16-52	.308	1-9	.111	8-23	.348	14-18	32	27	4	21	6	6	13-28	41
at SDSU	H	18-50	.360	4-11	.364	20-29	.690	9-19	28	17	6	9	3	6	28-32	60
(6/5) Arizona	11/14	25-56	.446	3-13	.231	16-22	.727	13-26	39	24	13	11	6	5	39-30	69
at SDSU	H	37-65	.569	8-17	.471	11-25	.440	16-35	51	23	18	14	9	12	49-44	93
San Diego Christian	11/20	12-54	.222	4-24	.250	13-24	.542	16-18	34	19	7	23	2	9	23-18	41
SDSU	N	27-47	.574	8-15	.533	10-17	.588	8-25	33	15	8	12	4	4	37-35	72
vs. College of Charleston	11/28	18-54	.333	4-16	.250	12-16	.750	13-14	27	12	7	11	2	4	21-31	52
SDSU	N	26-56	.464	8-16	.500	26-31	.839	12-25	37	18	7	10	5	6	40-46	86
vs. (20/18) Creighton	11/29	30-62	.484	13-27	.481	7-11	.636	10-19	29	21	17	12	3	3	30-50	80
SDSU	N	22-56	.393	6-12	.500	17-23	.739	15-22	37	22	6	13	3	5	32-35	67
vs. (25/rv) Marquette	12/1	21-50	.420	1-11	.091	16-26	.615	13-22	35	20	5	15	4	7	30-29	59
(24/rv) SDSU	A	21-58	.362	4-12	.333	19-30	.633	19-25	44	18	11	13	5	6	32-33	65
at San Diego	12/5	21-51	.412	8-14	.571	14-17	.824	6-23	29	21	12	13	5	5	32-32	64
at (24/rv) SDSU	H	23-54	.426	4-13	.308	20-27	.741	7-24	31	13	11	8	11	8	21-49	70
Washington	12/8	22-57	.386	8-14	.571	11-13	.846	12-29	41	21	13	16	1	3	30-33	63
at (24/23) SDSU	H	29-58	.500	7-17	.412	11-28	.393	13-28	41	16	17	6	4	6	41-35	76
Southern Utah	12/18	12-42	.286	4-11	.364	11-18	.611	6-23	29	23	4	17	3	5	11-28	39
at (24/23) SDSU	H	22-59	.373	7-27	.259	14-20	.700	12-35	47	10	9	10	9	12	21-44	65
McNeese State	12/21	15-65	.231	2-18	.111	4-5	.800	14-28	42	15	7	15	5	4	18-18	36
at (20/20) SDSU	H	43-70	.614	14-22	.636	18-32	.563	18-39	57	7	27	11	7	17	63-55	118
St. Katherine College	12/27	15-68	.221	3-38	.079	2-5	.400	13-19	32	19	7	22	2	6	17-18	35
(21/T-19) SDSU	A	27-56	.482	5-16	.313	12-21	.571	16-23	39	20	7	14	6	10	36-35	71
at Colorado State	1/1	20-52	.385	3-14	.214	18-25	.720	14-21	35	19	7	14	2	3	27-34	61
(21/T-19) SDSU	A	23-61	.377	3-8	.375	12-18	.667	19-32	51	21	6	15	8	5	29-32	61
at (16/17) Kansas	1/5	17-57	.298	4-16	.250	19-28	.679	16-23	39	19	11	10	13	5	23-34	57
at (13/15) SDSU	H	22-50	.440	4-14	.286	21-32	.656	9-23	32	19	9	8	3	6	34-35	69
Boise State	1/8	24-56	.429	4-17	.235	14-20	.700	13-24	37	25	6	12	5	3	26-40	66
(13/15) SDSU	A	27-61	.443	7-14	.500	18-30	.600	17-22	39	16	11	7	5	6	31-48	79
at Air Force	1/12	28-54	.519	7-20	.350	9-13	.692	6-24	30	20	10	14	3	4	27-45	72
at (10/11) SDSU	H	18-54	.333	6-17	.353	26-41	.634	13-24	37	14	6	4	7	6	31-37	68
Fresno State	1/15	21-55	.382	7-22	.318	11-15	.733	9-29	38	25	13	11	3	3	32-38	60
at (10/11) SDSU	H	20-59	.339	2-11	.182	21-27	.778	18-31	49	16	8	14	10	4	34-29	63
UNLV	1/18	21-70	.300	2-18	.111	8-11	.727	18-21	39	22	5	9	6	7	20-32	52
(7/7) SDSU	A															
at San José State	1/22															
(7/7) SDSU	A															
at Utah State	1/25															
SDSU	H															
at Colorado State	2/1															
SDSU	A															
at Boise State	2/5															
at SDSU	H															
Nevada	2/8															
SDSU	A															
at Wyoming	2/11															
at SDSU	H															
Air Force	2/15															
at SDSU	H															
Utah State	2/18															
SDSU	A															
at New Mexico	2/22															



## 2013-14 TEAM GAME-BY-GAME

[illegible]

# 2013-14 INDIVIDUAL GAME-BY-GAME (POINTS/REBS./ASTS.)

	0	2	4	5	10	11	12	13	20	22	23	24	32	33	40
	Skylar	Xavier	Dakarai	Dwayne	Aqeel	D'Erryl	James	Winston	JJ	Josh	Kibret	Ryan	Desmond	Niksha	Matt
Opponent	Spencer	Thames	Allen	Polee II	Quinn	Williams	Johnson	Shepard	O'Brien	Davis	Woldemichael	Staten	Maxwell	Federico	Shrigley
UC RIVERSIDE	2/3/1	15/1/1	7/3/1	6/3/0	2/0/1	2/3/0	4/5/0	10/6/5	9/5/1	11/8/3	DND	2/0/0	DND	DND	7/1/1
(6/5) ARIZONA	0/2/0	19/5/2	3/2/0	CD	CD	0/1/2	0/0/0	12/2/0	19/6/1	2/4/1	DND	CD	DND	DND	5/1/0
SAN DIEGO CHRISTIAN	3/3/1	5/1/1	8/2/1	14/7/0	6/1/5	INJ	2/4/1	10/3/3	16/6/2	15/13/2	DND	0/0/0	DND	DND	14/4/2
vs. College of Charleston~	2/6/0	11/3/2	5/2/0	5/0/0	5/2/2	0/1/2	0/1/0	15/2/0	10/5/0	7/7/1	DND	DNT	DND	DND	12/0/1
vs. (20/18) Creighton~	2/3/0	26/3/1	0/2/1	11/4/0	CD	0/0/0	CD	16/10/2	15/7/3	6/8/0	DND	DNT	DND	DND	10/0/0
vs. (25/rv) Marquette#	4/2/1	29/3/1	8/3/0	2/1/0	CD	0/1/0	0/0/0	8/6/1	5/6/3	6/11/0	DND	DNT	DND	DND	5/1/0
at San Diego	12/6/0	17/4/4	4/2/1	12/1/1	CD	0/0/0	INJ	6/3/4	1/4/0	10/15/0	DND	DND	DND	DND	3/1/1
WASHINGTON	6/3/0	19/1/6	0/1/0	5/0/0	0/0/0	CD	INJ	17/4/2	10/4/1	8/10/2	DND	CD	DND	DND	5/3/0
SOUTHERN UTAH	4/2/0	16/1/4	8/2/0	INJ	14/7/1	0/2/3	4/5/1	TS	6/3/2	13/14/3	1/0/1	2/0/0	3/0/0	0/0/0	5/3/2
MCNEESE STATE	2/8/0	5/3/3	1/2/0	INJ	12/3/2	INJ	2/1/0	14/5/2	INJ	12/17/1	3/0/0	0/2/0	3/2/1	0/1/0	11/3/0
ST. KATHERINE COLLEGE	10/4/1	10/3/4	6/2/3	19/12/0	14/3/6	INJ	6/3/0	21/8/5	5/6/1	INJ	6/1/0	2/5/1	2/0/1	5/1/1	12/5/4
at Colorado State*	4/9/0	23/3/1	0/1/2	3/4/0	8/1/1	CD	CD	17/2/0	9/1/1	7/15/1	DNT	DNT	DNT	DNT	0/0/1
at (16/17) Kansas	13/9/0	16/1/2	0/0/0	3/1/0	3/6/0	CD	0/1/0	9/4/3	7/9/0	10/14/1	DNT	DNT	DNT	DNT	0/2/0
BOISE STATE*	6/4/0	16/7/3	0/0/0	7/3/2	9/0/0	CD	CD	16/3/0	5/3/1	8/10/3	CD	CD	CD	CD	2/0/0
at Air Force*	0/1/0	16/0/5	0/0/0	2/1/1	3/4/2	0/0/0	CD	14/6/3	18/11/0	13/11/0	DNT	DNT	DNT	DNT	13/1/0
FRESNO STATE*	0/3/0	28/1/1	2/0/0	5/1/0	2/2/1	CD	CD	17/6/2	7/8/2	2/13/0	CD	CD	CD	CD	5/2/0
UNLV*	6/7/2	18/7/4	CD	6/4/0	5/1/0	CD	CD	8/9/2	6/2/0	14/14/0	CD	CD	CD	CD	0/0/0
at San José State*															
at Utah State*															
COLORADO STATE*															
at Boise State*															
NEVADA*															
at Wyoming*															
AIR FORCE*															
UTAH STATE*															
at New Mexico*															
SAN JOSÉ STATE*															
at Fresno State*															
at UNLV*															
NEW MEXICO*															

Red indicates players started. CD – Did Not Play-Coach's Decision. DND - Did Not Dress. DNT - Did Not Travel. INJ – Did Not Play-Injured. TS - Team Suspension. ~ - DIRECTV Wooden Legacy (Titan Gym; Fullerton, Calif.). # - DIRECTV Wooden Legacy (Honda Center; Anaheim, Calif.). \* Mountain West game. \* - Indicates the 2013 Reese's Mountain West Men's Basketball Championship (Thomas & Mack Center; Las Vegas, Nev.).

## 2013-14 STARTING LINEUPS

F	F	C	G	G	W-L	Record As SDSU Starter	Season	Career*
Davis	O'Brien	Spencer	Shepard	Thames	13-1	Dakarai Allen	1-0	1-0
Davis	O'Brien	Spencer	Shrigley	Thames	1-0	Josh Davis	15-1	15-1
Davis	Shrigley	Spencer	Allen	Thames	1-0	JJ O'Brien	15-1	37-12
Shrigley	O'Brien	Spencer	Shepard	Thames	1-0	Winston Shepard	14-1	15-2
						Matt Shrigley	3-0	3-0
						Skylar Spencer	16-1	16-1
						Xavier Thames	16-1	56-16
						* Aztec career		

# 2013-14 INDIVIDUAL SUPERLATIVES

Category	San Diego State	Opponent
<b>Points Scored</b>	29 - Xavier Thames vs. Marquette (12-1-13)	30 - Doug McDermott vs. Creighton (11-29-13)
<b>Field Goals</b>	8 - Polee vs. SKC (12-27-13), Thames at Colorado St. (1-1-14), vs. Fresno St. (1-15-14)	11 - Doug McDermott vs. Creighton (11-29-13), Tre' Coggins vs. Air Force (1-12-14)
<b>Field Goals Attempted</b>	16 - Xavier Thames vs. Ariz. (11-14-13), vs. Marquette (12-1-13), at Kansas (1-5-14)	25 - Bryce Dejean-Jones vs. UNLV (1-18-14)
<b>Highest FG Percentage (min. 5 made)</b>	.778 (7-9) - J.J. O'Brien vs. San Diego Christian (11-20-13)	.583 (7-12) - Aaron Gordon vs. Arizona (11-14-13)
<b>Highest FG Percentage (min. 10 made)</b>	NA	.611 (11-18) - Doug McDermott vs. Creighton (11-29-13)
<b>3-Point Field Goals Made</b>	5 - Xavier Thames vs. Marquette (12-1-13)	5 - Doug McDermott & Ethan Wragge vs. Creighton (11-29-13), Tre' Coggins vs. AFA (1-12-14)
<b>3-Point Field Goals Attempted</b>	9 - Matt Shrigley vs. McNeese State (12-21-13)	10 - Ethan Wragge vs. Creighton (11-29-13), Tre' Coggins vs. Air Force (1-12-14)
<b>3-Point Field Goal Percentage (min. 4 made)</b>	83.3 (5-6) - Xavier Thames vs. Marquette (12-1-13)	.625 (5-8) Doug McDermott vs. Creighton (11-29-13)
<b>3-Point Field Goal Percentage (min. 5 made)</b>	83.3 (5-6) - Xavier Thames vs. Marquette (12-1-13)	.625 (5-8) Doug McDermott vs. Creighton (11-29-13)
<b>Free Throws</b>	11 - Xavier Thames vs. UNLV (1-18-14)	9 - Christopher Anderson at San Diego (12-5-13)
<b>Free Throws Attempted</b>	14 - Winston Shepard vs. Fresno State (1-15-14)	10 - Kwaminique Brandon vs. San Diego Christian (11-20-13), Taylor Johns vs. UCR (11-8-13)
<b>Free Throw Percentage (min. 7 made)</b>	.917 (11-12) - Xavier Thames vs. UNLV (1-18-14)	1.000 (9-9) - Christopher Anderson at San Diego (12-5-13)
<b>Free Throw Percentage (min. 10 made)</b>	.917 (11-12) - Xavier Thames vs. UNLV (1-18-14)	NA
<b>Offensive Rebounds</b>	6 - Josh Davis - four times	7 - Taylor Johns vs. UC Riverside (11-8-13)
<b>Defensive Rebounds</b>	11 - Josh Davis vs. McNeese State (12-21-13), at Colorado State (1-1-14)	9 - Blackwell vs. UW (12-8-13), McFerrin vs. McNeese (12-21-13), Johnson vs. FSU (1-15-14)
<b>Total Rebounds</b>	17 - Josh Davis vs. McNeese State (12-21-13)	12 - Craig McFerrin vs. McNeese State (12-21-13), Joel Embiid at Kansas (1-5-14)
<b>Assists</b>	6 - Xavier Thames vs. Wash.(12-8-13), Aqeel Quinn vs. St. Katherine (12-27-13)	7 - Grant Gibbs vs. Creighton (11-29-13)
<b>Blocked Shots</b>	6 - Skylar Spencer at Kansas (1-5-14)	5 - Joel Embiid at Kansas (1-5-14); Khem Birch vs. UNLV (1-18-14)
<b>Steals</b>	5 - Quinn vs. MSU (12-21-13), Shepard vs. SKC (12-27-13), Thames at CSU (1-1-14)	4 - Kwaminique Brandon vs. San Diego Christian (11-20-13)
<b>Minutes Played</b>	37 - Josh Davis vs. Boise State (1-8-14)	40 Tre' Coggins vs. Air Force (1-12-14)

# 2013-14 TEAM SUPERLATIVES

SDSU High	SDSU Low	Category	Opponent High	Opponent Low
118 vs. St. Katherine College (12-27-13)	60 vs. Arizona (11-14-13)	<b>Points Scored</b>	80 vs. Creighton (11-29-13)	35 vs. St. Katherine College (12-27-13)
43 vs. St. Katherine College (12-27-13)	18 vs. Arizona (11-14-13), vs. Fresno State (1-15-14)	<b>Field Goals</b>	30 vs. Creighton (11-29-13)	12 vs. SD Christian (11-20-13), vs. SUU (12-8-13)
70 vs. St. Katherine College (12-27-13)	47 vs. College of Charleston (11-28-13)	<b>Field Goals Attempted</b>	70 vs. UNLV (1-18-14)	50 vs. Marquette (12-1-13)
.614 vs. St. Katherine College (12-27-13)	.333 vs. Fresno State (1-15-14)	<b>FG Percentage</b>	.519 vs. Air Force (1-12-14)	.221 vs. St. Katherine College (12-27-13)
14 vs. St. Katherine College (12-27-13)	2 vs. UNLV (1-18-14)	<b>3-Point Field Goals Made</b>	13 vs. Creighton (11-29-13)	1 vs. UCR (11-8-13), vs. Marquette (12-1-13)
27 vs. McNeese State (12-21-13)	11 vs. Arizona (11-14-13), vs. UNLV (1-18-14)	<b>3-Point Field Goals Attempted</b>	38 vs. St. Katherine College (12-27-13)	9 vs. UC Riverside (11-8-13)
.636 vs. St. Katherine College (12-27-13)	.182 vs. UNLV (1-18-14)	<b>3-Point Field Goal Percentage</b>	.571 at San Diego (12-5-13), vs. Washington (12-8-13)	.079 vs. St. Katherine College (12-27-13)
27 vs. UC Riverside (11-8-13)	10 vs. College of Charleston (11-28-13)	<b>Free Throws Made</b>	19 at Kansas (1-5-14)	2 vs. St. Katherine College (12-27-13)
37 vs. UC Riverside (11-8-13)	17 vs. College of Charleston (11-28-13)	<b>Free Throws Attempted</b>	28 at Kansas (1-5-14)	5 vs. McNeese St. (12-21-13), vs. SKC (12-27-13)
.839 vs. Creighton (11-29-13)	.393 vs. Southern Utah (12-18-13)	<b>Free Throw Percentage</b>	.846 vs. Washington (12-8-13)	.348 vs. UC Riverside (11-8-13)
19 at San Diego (12-5-13), at Kansas (1-5-14)	7 vs. Washington (12-8-13)	<b>Offensive Rebounds</b>	18 vs. UNLV (1-18-14)	6 at USD, vs. SUU, vs. AFA
39 vs. St. Katherine College (12-27-13)	19 vs. Arizona (11-14-13)	<b>Defensive Rebounds</b>	29 vs. Washington (12-8-13), vs. Fresno St. (1-15-14)	14 vs. College of Charleston (11-28-13)
57 vs. St. Katherine College (12-27-13)	28 vs. Arizona (11-14-13)	<b>Total Rebounds</b>	42 vs. McNeese State (12-21-13)	27 vs. College of Charleston (11-28-13)
23 vs. San Diego Christian (11-20-13)	7 vs. St. Katherine College (12-27-13)	<b>Fouls</b>	27 vs. UC Riverside (11-8-13)	12 vs. College of Charleston (11-28-13)
1 - seven times	0 - nine times	<b>Fouled Out</b>	2 vs. UC Riverside (11-8-13), vs. Creighton (11-29-13)	0 - eight times
27 vs. St. Katherine College (12-27-13)	6 - four times	<b>Assists</b>	17 vs. Creighton (11-29-13)	4 vs. UC Riverside (11-8-13), vs. SUU (12-18-13)
15 at Kansas (1-5-14)	4 vs. Fresno State (1-15-14)	<b>Turnovers</b>	23 vs. San Diego Christian (11-20-13)	9 vs. UNLV (1-18-14)
11 vs. Washington (12-8-13)	3 vs. Ariz.(11-14-13), vs. Marq. (12-1-13), vs. Boise St.(1-8-14)	<b>Blocked Shots</b>	13 at Kansas (1-5-14)	1 vs. Washington (12-8-13)
17 vs. St. Katherine College (12-27-13)	4 vs. College of Charleston (11-28-13), vs. UNLV (1-18-14)	<b>Steals</b>	9 vs. San Diego Christian (11-20-13)	3 - five times
63 vs. St. Katherine College (1st) (12-27-13)	21 vs. Wash. (1st) (12-8-13), vs. McNeese St. (1st) (12-21-13)	<b>Points/Half</b>	50 vs. Creighton (11-29-13) (2nd)	11 vs. Southern Utah (12-18-13) (1st)
.629 vs. St. Katherine College (1st) (12-27-13)	.241 vs. McNeese State (1st) (12-21-13)	<b>FG Percentage/Half</b>	.571 vs. Air Force (1-12-14) (2nd)	.167 vs. Southern Utah (12-18-13) (1st)
6 vs. St. Katherine College (12-27-13)	1 vs. Marquette (12-1-13)	<b>Double-Figure Scorers</b>	3 - seven times	0 vs. CoC (11-28-13), vs. SKC (12-27-13)
+25 vs. St. Katherine College (12-27-13)	-11 vs. Arizona (11-14-13)	<b>Rebound Margin</b>	+11 vs. Arizona (11-14-13)	-25 vs. St. Katherine College (12-27-13)
+46 vs. St. Katherine College (12-27-13)	-11 vs. Arizona (11-14-13)	<b>Halftime Scoring Margin</b>	+11 vs. Arizona (11-14-13)	-46 vs. St. Katherine College (12-27-13)

# 2013-14 BIGGEST LEADS/TIME IN LEAD/SPECIALTY STATS

Date	Opponent	SDSU Result		SDSU Big		Opp Big		SDSU in		Opp in		Paint		Off TOs		2nd Ch.		Bench	
				Lead	Lead	Ties	LC	Lead	Lead	Tied	SD	Opp	SD	Opp	SD	Opp	SD	Opp	
Nov. 8	UC RIVERSIDE	W	77-41	43	0	0	0	! 38:46	0:00	1:14	36	28	18	9	6	7	30	21	
Nov. 14	(6/5) ARIZONA	L	60-69	0	14	1	0	0:00	38:08	1:52	26	34	9	14	7	12	8	11	
Nov. 20	SAN DIEGO CHRISTIAN	W	93-41	58	0	0	0	! 39:35	0:00	0:25	54	14	34	14	15	8	44	19	
Nov. 28	vs. College of Charleston~	W	72-53	25	0	0	0	! 39:41	0:00	0:19	24	20	12	16	11	14	27	21	
Nov. 29	vs. (20/18) Creighton~	W	86-80	19	12	4	1	! 27:29	10:26	2:05	28	30	16	15	10	11	21	24	
Dec. 1	vs. (25/rv) Marquette#	W	67-59	10	2	5	9	34:09	1:48	4:03	26	28	19	17	15	9	15	28	
Dec. 5	at San Diego	W	65-64	10	2	7	8	34:26	1:34	4:00	8	10	10	8	29	2	19	5	
Dec. 8	WASHINGTON	W	70-63	9	10	3	6	15:37	21:06	3:17	32	24	15	7	2	11	10	5	
Dec. 18	SOUTHERN UTAH	W	76-39	42	0	0	0	! 39:39	0:00	0:21	42	12	18	3	6	4	32	13	
Dec. 21	MCNEESE STATE	W	65-36	29	4	3	9	25:22	12:21	2:17	30	20	14	5	16	9	34	7	
Dec. 27	ST. KATHERINE COLLEGE	W	118-35	83	0	0	0	! 39:26	0:00	0:34	54	14	31	9	30	3	60	17	
Jan. 1	at Colorado State*	W	71-61	11	0	3	0	! 37:39	0:00	2:21	40	16	12	11	12	12	11	1	
Jan. 5	at (16/17) Kansas	W	61-57	11	1	1	2	! 35:28	2:03	2:29	34	24	6	9	14	8	6	16	
Jan. 8	BOISE STATE*	W	69-66	18	2	0	1	! 38:22	0:48	0:50	32	38	16	5	12	14	18	19	
Jan. 12	at Air Force*	W	79-72	14	5	3	13	! 31:43	5:50	2:27	32	38	13	3	14	11	18	6	
Jan. 15	FRESNO STATE*	W	68-60	8	8	4	9	25:05	10:37	2:18	20	14	14	4	9	12	14	6	
Jan. 18	UNLV*	W	63-52	17	0	2	0	! 37:34	0:00	2:26	32	32	13	16	19	7	11	5	
Jan. 22	at San José State*																		
Jan. 25	at Utah State*																		
Feb. 1	COLORADO STATE*																		
Feb. 5	at Boise State*																		
Feb. 8	NEVADA*																		
Feb. 11	at Wyoming*																		
Feb. 15	AIR FORCE*																		
Feb. 18	UTAH STATE*																		
Feb. 22	at New Mexico*																		
Feb. 25	SAN JOSÉ STATE*																		
March 1	at Fresno State*																		
March 5	at UNLV*																		
March 8	NEW MEXICO*																		

Caps denotes home game. ~ - DIRECTV Wooden Legacy (Titan Gym; Fullerton, Calif.). # - DIRECTV Wooden Legacy (Honda Center; Anaheim, Calif.). \* - Mountain West Game. ` - Indicates the 2013 Reese's Mountain West Men's Basketball Championship (Thomas & Mack Center; Las Vegas, Nev.). Number in parentheses to the left of team name indicates opponent national ranking at game time. Number to the left of team name in brackets indicates opponent seed. ! - Next to time indicates SDSU did not trail in the second half.

LEADS AND DEFICITS	SEASON	MOUNTAIN WEST GAME
SDSU Biggest Halftime Lead	46 vs. St. Katherine College (12-27-13)	14 vs. UNLV (1-18-14)
SDSU Biggest Halftime Lead Lost	3 vs. McNeese State (12-21-13)	NA
SDSU Biggest Halftime Lead Lost in a Loss	NA	NA
SDSU Biggest Halftime Deficit	11 vs. Arizona (11-14-13)	1 vs. Fresno State (1-15-14)
SDSU Biggest Halftime Deficit Overcome	9 vs. Washington (12-8-13)	1 vs. Fresno State (1-15-14)
SDSU Biggest Halftime Deficit Overcome for Victory	9 vs. Washington (12-8-13)	1 vs. Fresno State (1-15-14)
SDSU Biggest Lead	83 vs. St. Katherine College (12-27-13)	18 vs. Boise State (1-8-14)
SDSU Biggest Lead Lost	7 vs. Fresno State (1-15-14)	7 vs. Fresno State (1-15-14)
SDSU Biggest Lead Lost in a Loss	NA	NA
SDSU Biggest Deficit	14 vs. Arizona (11-14-13)	8 vs. Fresno State (1-15-14)
SDSU Biggest Deficit Overcome	12 vs. Creighton (11-29-13)	8 vs. Fresno State (1-15-14)
SDSU Biggest Deficit Overcome in a Victory	12 vs. Creighton (11-29-13)	8 vs. Fresno State (1-15-14)

# 2013-14 MISCELLANEOUS STATISTICS

SEASON	Team Leader -----			Games With -----					Double-Doubles	
	Points	Rebounds	Assists	10+ Pts	20+Pts	30+Pts	10+Rebs	10+Ass.	Point/Reb.	Point/Ast.
Dakarai Allen			1							
Josh Davis		14	1	8			12		7	
James Johnson										
JJ O'Brien	3	2	3	6			1		1	
Dwayne Polee II		1		4			1		1	
Aqeel Quinn			3	3						
Winston Shepard	4	1	4	12	1		1		1	
Matt Shrigley				5						
Skylar Spencer				3						
Ryan Staten										
Xavier Thames	12		9	15	4					
D'Erryl Williams			2							

CAREER	Team Leader -----			Games With -----					Double-Doubles	
	Points	Rebounds	Assists	10+ Pts	20+Pts	30+Pts	10+Rebs	10+Ass.	Point/Reb.	Point/Ast.
Dakarai Allen			1							
Josh Davis		14	1	60	14		51		38	
James Johnson										
JJ O'Brien	5	7	9	25			6		5	
Dwayne Polee II		1		11			1		1	
Aqeel Quinn			3	11						
Winston Shepard	4	1	8	18	1		1		1	
Matt Shrigley				5						
Skylar Spencer		1		4			1			
Ryan Staten										
Xavier Thames	18	3	38	47	7		1	1	1	1
D'Erryl Williams			2							

DUNKS	SEASON	GM. HIGH
Skylar Spencer	13	3
Josh Davis	12	3
Winston Shepard	8	2
JJ O'Brien	4	2
Dwayne Polee II	4	2
Dakarai Allen	3	1
James Johnson	2	1
Matt Shrigley	1	1
<b>TOTAL</b>	<b>47</b>	<b>6</b>

TOP SCORING PERFORMANCES	
29, Xavier Thames vs. Marquette (12-1-13)	
28, Xavier Thames vs. Fresno State* (1-15-14)	
26, Xavier Thames vs. Creighton (11-29-13)	
23, Xavier Thames at Colorado State* (1-1-14)	
21, Winston Shepard vs. St. Katherine College (12-27-13)	
19, Dwayne Polee vs. St. Katherine College (12-27-13)	
19, Xavier Thames vs. Washington (12-8-13)	
19, JJ O'Brien vs. Arizona (11-14-13)	
19, Xavier Thames vs. Arizona (11-14-13)	
18, Xavier Thames vs. UNLV* (1-18-14)	
18, JJ O'Brien at Air Force* (1-12-14)	
17, Winston Shepard vs. Fresno State* (1-15-14)	
17, Winston Shepard at Colorado State* (1-1-14)	
17, Winston Shepard vs. Washington (12-8-13)	
17, Xavier Thames at San Diego (12-5-13)	

TOP REBOUNDING PERFORMANCES	
17, Josh Davis vs. McNeese State (12-21-13)	
15, Josh Davis at Colorado State* (1-1-14)	
15, Josh Davis at San Diego (12-5-13)	
14, Josh Davis vs. UNLV* (1-18-14)	
14, Josh Davis at Kansas (1-5-14)	
14, Josh Davis vs. Southern Utah (12-18-13)	
13, James Davis vs. Fresno State* (1-15-14)	
13, Josh Davis vs. San Diego Christian (11-20-13)	
12, Dwayne Polee vs. St. Katherine College (12-27-13)	
11, Josh Davis at Air Force* (1-12-14)	
11, JJ O'Brien at Air Force* (1-12-14)	
11, Josh Davis vs. Marquette (12-1-13)	

TOP ASSIST PERFORMANCES	
6, Aqeel Quinn vs. St. Katherine College (12-27-13)	
6, Xavier Thames vs. Washington (12-8-13)	
5, Xavier Thames at Air Force* (1-12-14)	
5, Winston Shepard vs. St. Katherine College (12-27-13)	
5, Aqeel Quinn vs. San Diego Christian (11-20-13)	
5, Winston Shepard vs. UC Riverside (11-8-13)	
4, Xavier Thames vs. UNLV* (1-18-14)	
4, Matt Shrigley vs. St. Katherine College (12-27-13)	
4, Xavier Thames vs. St. Katherine College (12-27-13)	
4, Xavier Thames vs. Southern Utah (12-18-13)	
4, Winston Shepard at San Diego (12-5-13)	
4, Xavier Thames at San Diego (12-5-13)	

TOP 3-POINT FG PERFORMANCES	
5, Xavier Thames vs. Marquette (12-1-13)	
4, Aqeel Quinn vs. St. Katherine College (12-27-13)	
4, Xavier Thames vs. Creighton (11-29-13)	
4, Matt Shrigley vs. College of Charleston (11-28-13)	
3, Xavier Thames vs. Fresno State* (1-15-14)	
3, Matt Shrigley at Air Force* (1-12-14)	
3, Aqeel Quinn vs. Boise State (1-8-14)	
3, Xavier Thames at Colorado State* (1-1-14)	
3, Dwayne Polee vs. St. Katherine College (12-27-13)	
3, Xavier Thames vs. Southern Utah (12-18-13)	
3, Matt Shrigley vs. San Diego Christian (11-20-13)	

TOP STEALS	
5, Xavier Thames at Colorado State* (1-1-14)	
5, Winston Shepard vs. St. Katherine College (12-27-13)	
5, Aqeel Quinn vs. McNeese State (12-21-13)	
4, Xavier Thames vs. UC Riverside (11-8-13)	

GAMES MISSED	
D'Erryl Williams	3
James Johnson	2
Dwayne Polee II	2
Josh Davis	1
JJ O'Brien	1
Winston Shepard	1
<b>TOTAL</b>	<b>10</b>

\* - conference game. ^ - conference tournament game.



# SAN DIEGO STATE SEASON/CAREER HIGHS

## #0 • SKYLAR SPENCER

	Season	Career
Points	13 at Kansas, 1-5-14	13 at Kansas, 1-5-14
Rebounds	9 - two times	11 at USC, 11-25-12
Assists	2 vs. UNLV, 1-18-14	2 - two times
Steals	2 - two times	3 vs. New Mexico, 1-26-13
Blocked Shots	6 at Kansas, 1-5-14	6 at Kansas, 1-5-14
Minutes	33 vs. UNLV, 1-18-14	33 vs. UNLV, 1-18-14

## #2 • XAVIER THAMES

	Season	Career
Points	29 vs. Marquette, 12-1-13	29 vs. Marquette, 12-1-13
Rebounds	7 - two times	10 at UCSB, 11-26-11
Assists	6 vs. Washington, 12-8-13	11 at San Diego, 12-7-11
Steals	5 at Colorado State, 1-1-14	5 - two times
Blocked Shots		2 - two times
Minutes	36 - two times	41 at UCSB, 11-26-11
10 + Points	15 times	47 times
20 + Points	4 times	7 times

## #4 • DAKARAI ALLEN

	Season/Career
Points	8 - three times
Rebounds	3 - two times
Assists	3 vs. St. Katherine College, 12-27-13
Steals	3 - three times
Blocked Shots	3 vs. Washington, 12-8-13
Minutes	25 vs. Southern Utah, 12-18-13

## #5 • DWAYNE POLEE II

	Season	Career
Points	19 vs. St. Katherine College, 12-27-13	19 vs. St. Katherine College, 12-27-13
Rebounds	12 vs. St. Katherine College, 12-27-13	12 vs. St. Katherine College, 12-27-13
Assists	2 vs. Boise State, 1-8-14	3 vs. Gonzaga, 3-17-11
Steals	3 - three times	3 - four times
Blocked Shots	4 vs. UNLV, 1-18-14	4 vs. UNLV, 1-18-14
Minutes	20 - two times	31 at Notre Dame, 1-8-11
10 + points	4 times	11 times

## #10 • AQEEL QUINN

	Season	Career
Points	14 - two times	17 at Pepperdine, 12-10-11
Rebounds	7 vs. Southern Utah, 12-18-13	7 vs. Southern Utah, 12-18-13
Assists	6 vs. St. Katherine College, 12-27-13	7 vs. UC Irvine, 2-5-11
Steals	5 vs. McNeese State, 12-21-13	5 vs. McNeese State, 12-21-13
Blocked Shots	1 at Air Force, 1-12-14	1 - nine times
Minutes	26 - two times	36 vs. UC Irvine, 12-29-11
10 + points	3 times	11 times

## #11 • D'ERRYL WILLIAMS

	Season/Career
Points	2 vs. UC Riverside, 11-8-13
Rebounds	3 vs. UC Riverside, 11-8-13
Assists	3 vs. Southern Utah, 12-18-13
Steals	
Blocked Shots	1 vs. College of Charleston, 11-28-13
Minutes	17 vs. College of Charleston, 11-28-13

## #12 • JAMES JOHNSON

	Season	Career
Points	6 vs. St. Katherine College, 12-27-13	6 - three times
Rebounds	5 - two times	5 - two times
Assists	1 - two times	1 - five times
Steals	2 vs. Arizona, 11-14-13	2 vs. Arizona, 11-14-13
Blocked Shots	2 vs. St. Katherine College, 12-27-13	2 vs. St. Katherine College, 12-27-13
Minutes	25 vs. St. Katherine College, 12-27-13	25 vs. St. Katherine College, 12-27-13

## #13 • WINSTON SHEPARD

	Season	Career
Points	21 vs. St. Katherine College, 12-27-13	21 vs. St. Katherine College, 12-27-13
Rebounds	10 vs. Creighton, 11-29-13	10 vs. Creighton, 11-29-13
Assists	5 - two times	7 at Fresno State, 1-9-13
Steals	5 vs. St. Katherine College, 12-27-13	5 vs. St. Katherine College, 12-27-13
Blocked Shots	2 vs. Marquette, 12-1-13	3 vs. Boise State, 3-14-13
Minutes	32 - two times	34 at Fresno State, 1-9-13
10 + points	12 times	18 times
Double-Doubles	1 time	1 time

## #20 • JJ O'BRIEN

	Season	Career
Points	19 vs. Arizona, 11-14-13	19 vs. Arizona, 11-14-13
Rebounds	11 at Air Force, 1-12-14	11 - four times
Assists	3 - two times	7 vs. Nevada, 3-23-13
Steals	2 vs. Fresno State, 1-15-14	4 vs. San Diego, 12-15-12
Blocked Shots	2 - two times	3 vs. UNLV, 3-5-11
Minutes	36 vs. Arizona, 11-14-13	38 - four times
10 + points	6 times	25 times
Double-Double	1 time	5 times

## #22 • JOSH DAVIS

	Season	Career
Points	15 vs. San Diego Christian, 11-20-13	27 at Georgia Tech, 11-9-12
Rebounds	17 vs. McNeese State, 12-21-13	17 - two times
Assists	3 - three times	8 vs. Tulsa, 1-19-13
Steals	3 - two times	3 - six times
Blocked Shots	2 - two times	6 vs. UCF, 1-30-13
Minutes	37 vs. Boise State, 1-8-14	42 at UTEP, 2-11-12
10 + points	8 times	60 times
20 + points		14 times
Double-Double	7 times	38 times

## #23 • KIBRET WOLDEMICHAEL

	Season/Career
Points	6 vs. St. Katherine College, 12-27-13
Rebounds	1 vs. St. Katherine College, 12-27-13
Assists	1 vs. Southern Utah, 12-18-13
Steals	
Blocked Shots	
Minutes	8 vs. St. Katherine College, 12-27-13

## #24 • RYAN STATEN

	Season	Career
Points	2 - two times	3 vs. San Diego Christian, 1-5-12
Rebounds	5 vs. St. Katherine College, 12-27-13	5 vs. St. Katherine College, 12-27-13
Assists	1 vs. St. Katherine College, 12-27-13	1 vs. St. Katherine College, 12-27-13
Steals		1 v- two times
Blocked Shots		
Minutes	4 vs. St. Katherine College, 12-27-13	4 - two times

## #32 • DESMOND MAXWELL

	Season/Career
Points	3 - two times
Rebounds	2 vs. McNeese State, 12-21-13
Assists	1 vs. McNeese State, 12-21-13
Steals	
Blocked Shots	
Minutes	2 vs. Southern Utah, 12-18-13

## #33 • NIKSHA FEDERICO

	Season/Career
Points	2 vs. St. Katherine College, 12-27-13
Rebounds	1 vs. McNeese State, 12-21-13
Assists	1 vs. St. Katherine College, 12-27-13
Steals	
Blocked Shots	
Minutes	4 vs. St. Katherine College, 12-27-13

## #40 • MATT SHRIGLEY

	Season/Career
Points	14 vs. San Diego Christian, 11-20-13
Rebounds	5 vs. St. Katherine College, 12-27-13
Assists	4 vs. St. Katherine College, 12-27-13
Steals	2 vs. Creighton, 11-29-13
Blocked Shots	1 - five times
Minutes	25 vs. St. Katherine College, 12-27-13
10 + points	6 times

# 2013-14 MISCELLANEOUS STATISTICS

## San Diego State's Record When...

Category	2013-14 Season	Fisher Era	SDSU Streak	Note
Home	9-1	180-52	Won 8	SDSU is 73-6 in its last 79 home games; Aztecs are 68-1 in last 69 home games vs. unranked teams
Away	4-0	79-99	Won 4	SDSU is 29-11 in its last 40 road games; Aztecs are 31-6 in last 37 road games vs. non-top 25 teams
Neutral	3-0	38-21	Won 3	Aztecs have won 18 of the last 25 games at neutral sites
Scoring First	10-0		Won 10	SDSU is 59-12 in its last 71 games in which it has scored first
Opponent Scores First	6-1		Won 6	SDSU is 40-11 in its last 51 games in which the opponent has scored first
Leading at Half	13-0	227-42	Won 13	SDSU is 47-2 in its last 49 games when ahead at halftime. Losses during that time: at UNLV (2-16-13), vs. FGCU (3-24-13)
Trailing at Half	2-1	55-125	Won 2	SDSU is 17-16 since the beginning of the 2010-11 season when trailing at halftime
Tied at Half	1-0	15-5	Won 1	SDSU is 6-2 in last eight games that have been tied at half
Leading with 5:00 Left	16-0		Won 108	SDSU is 96-0 in this category since the beginning of the 2010-11 campaign; Last loss: at Wyoming (1-9-10)
Trailing with 5:00 Left	0-1		Last 6	SDSU is 2-13 in its last 15 when trailing with 5:00 left; Last wins: vs. Wyoming (2-22-12) and vs. Boise State (2-6-13)
Tied with 5:00 Left	0-0		Last 4	Creighton (11-30-11), at Air Force (2-18-12), vs. Arizona (12-25-12), at CSU (2-13-13) are games that were tied w/5 mins. to play
In Overtime	0-0	16-13	Won 6	SDSU is 15-1 in its last 16 overtime games. Last loss: at No. 15/23 New Mexico (2-6-10)
SDSU Outrebounds Opp.	13-0	218-70	Won 13	SDSU is 75-10 in its last 85 games when outrebounding. Last loss: vs. Florida Gulf Coast (3-24-13)
SDSU is Outrebounded	3-1	73-97	Won 3	SDSU is 22-12 in its last 34 games when outrebounded
Opp. Commits More TOs	11-1	173-58	Won 10	SDSU is 52-11 in its last 63 when committing fewer turnovers. Last loss: vs. No. 6/5 Arizona (11-14-13)
SDSU Commits More TOs	3-0	105-102	Won 3	SDSU is 37-10 in its last 47 games when committing more turnovers
SDSU More FT Attempts	13-1	217-60	Won 12	SDSU is 72-10 in its last 82 games in the category. Last loss: vs. No. 6/5 Arizona (11-14-13)
Opp. More FT Attempts	3-0	71-109	Won 3	SDSU is 24-13 in its last 37 games in this category
SDSU Shoots Better than Opp.	11-0	241-35	Won 23	SDSU is 93-2 in last 95 when outshooting the opponent. Losses during that stretch: at No. 14/16 UNLV (2-11-12), vs. No. 3/3 Arizona (12-25-12)
Opp. Shoots Better than SDSU	5-1	51-134	Won 5	SDSU is 15-20 since the beginning of the 2010-11 season when the opponent has a higher FG pct.
SDSU Shoots 50% or Better	4-0	113-14	Won 42	SDSU has won 42 straight games when shooting 50 percent or better from the field
SDSU Shoots 40-50%	6-0	143-75	Won 6	SDSU is 44-7 in its last 51 and 20-2 in last 22 in this category. Losses during stretch: at AFA (2-2-13), vs. FGCU (3-24-13)
SDSU Shoots 40% or Less	6-1	41-83	Won 6	SDSU is 18-16 in last 34 games when shooting less than 40 percent
Opp. Shoots 50% or Better	1-0	21-55	Won 1	SDSU has allowed just two teams in the last 34 games to shoot 50 percent from the field: vs. FGCU (3-24-13) and at Air Force (1-12-14)
Opp. Shoots 40-50%	4-1	122-99	Won 4	Last loss: vs. No. 6/5 Arizona (11-14-13)
Opp. Shoots 40% or Less	11-0	154-18	Won 13	SDSU is 64-5 in last 69 games when the opponent shoots less than 40 pct. Last loss: at Boise State (3-9-13)
SDSU Bench Outscores Opp.	12-0	156-68	Won 12	SDSU is 58-8 in this category since the beginning of the 2010-11 season; Aztecs are 26-4 in last 30 games
Opp. Bench Outscores SDSU	4-1	134-95	Won 4	SDSU is 38-13 in this category since the beginning of the 2010-11 season
SDSU Scores Less Than 60	0-0	24-56	Last 1	SDSU is 10-6 in its last 16 games when scoring less than 60 points; Last win: vs. Air Force (3-6-13)
SDSU Scores Between 60-69	7-1	83-74	Won 7	SDSU is 29-13 in its last 42 games when scoring between 60-69 points. Last loss: vs. Arizona (11-14-13)
SDSU Scores Between 70-79	6-0	109-24	Won 6	The Aztecs are 50-3 in its last 53 games when scoring between 70-79 points. Last loss: vs. FGCU (3-24-13)
SDSU Scores Between 80-89	1-0	63-16	Won 8	SDSU is 15-2 in its last 17 games when scoring between 80-89 points
SDSU Scores Between 90-99	1-0	16-2	Won 11	The Aztecs have won 11 straight games and are 16-2 under Steve Fisher in this category
SDSU Scores 100+	1-0	2-0	Won 25	The Aztecs have won 25 straight games when reaching triple digits
Opp. Scores Less Than 60	9-0	141-12	Won 15	SDSU is 68-2 in the category in last 70 games; Those losses: at Air Force (2-18-12), at Wyoming (1-19-13)
Opp. Scores Between 60-69	5-1	94-44	Won 5	SDSU is 26-8 in the category since the start of 2010-11. Last loss: vs. No. 6/5 Arizona (11-14-13)
Opp. Scores Between 70-79	1-0	56-61	Won 1	SDSU is 13-9 in its last 22 games when allowing between 70-79 points
Opp. Scores Between 80-89	1-0	5-38	Won 1	SDSU is 1-4 since the beginning of the 2010-11 season in this category.
Opp. Scores Between 90-99	0-0	1-14	Won 1	SDSU snapped a 24-game losing streak in the category by winning at TCU (3-3-12)
Opp. Scores 100+	0-0	0-3	Last 9	
Wearing Black	2-0		Won 2	SDSU is 19-10 in its last 29 games in the black uniforms; Last worn: at No. 16/17 Kansas (1-5-14)
Wearing Red	3-0		Won 3	Aztecs are 12-3 in their last 15 when wearing red since the start of 2010-11; Last worn: at Colorado State (1-1-14), at Air Force (1-12-14)
Wearing White	11-1		Won 10	SDSU is 65-8 in white uniforms since the beginning of the 2010-11 season
Wearing Camouflage	0-0	0-1	Last 1	SDSU lost to No. 9/9 Syracuse (11-11-12)
Wearing Pewter Gray	0-0	3-1	Won 2	Uniforms made their debut vs. San Diego (12-15-12); also worn against UNLV (1-16-13), Fresno State (2-9-13), Boise State (3-13-13)
On Monday	0-0		Won 5	Aztecs are 4-0 on Monday since the beginning of 2010-11
On Tuesday	0-0		Won 1	SDSU is 15-2 in its last 17 games played on Tuesday. Last loss: vs. No. 3/3 Arizona (12-25-12)
On Wednesday	5-0		Won 7	SDSU is 26-6 in its last 32 games played on Wednesday
On Thursday	2-1		Won 2	Aztecs played just 11 Thursday games since the start of the 2010-11 season
On Friday	3-0		Won 4	SDSU is 15-2 in its last 17 games played on the day
On Saturday	2-0		Won 2	SDSU is 32-9 in its last 41 games played on Saturday
On Sunday	4-0		Won 4	The Aztecs have played only 11 Sunday games since the beginning of the 2010-11 campaign (9-2)
In November	4-1		Won 3	SDSU is 21-4 in November since the beginning of the 2010-11 campaign
In December	6-0		Won 6	The Aztecs are 30-1 in their last 31 games played in December. Last loss: vs. No. 3/3 Arizona (12-25-12)
In January	6-0		Won 8	SDSU is 24-4 in last 28 January games
In February	0-0		Last 1	SDSU is 7-4 in its last 11 games played during the month
In March	0-0		Last 1	The Aztecs are 24-9 in their last 33 March games