

AZTEC FOOTBALL

SAN DIEGO STATE (3-1, 0-0 MWC)

S.4	Nicholls State	W	47 - 0
S.11	at New Mexico St.	W	41 - 21
S.18	at (rv/25) Missouri	L	24 - 27
S.25	Utah State [KGB-SS]	W	41 - 7
O.9	at Brigham Young*	The Mtn. HD/4SD	4 p.m. MT
O.16	Air Force* [HC]	CBS College HD	5 p.m. PT
O.23	at New Mexico*	The Mtn. HD/4SD	8 p.m. MT
O.30	at Wyoming*	The Mtn. HD/4SD	Noon MT
N.6	Colorado State*	The Mtn. HD	7 p.m. PT
N.13	at TCU*	VERSUS HD	3 p.m. CT
N.20	Utah* [KM-RJ]	The Mtn. HD	7 p.m. PT
N.27	UNLV*	The Mtn. HD	5 p.m. PT

* - Mountain West Conference game. KGB-SS - KGB SkyShow. HC - Homecoming. KM-RJ - Kirk Morrison Replica Jersey Giveaway

AZTEC COACHING STAFF

Coach	Title	Gameday Location
Brady Hoke	Head Coach/Def. Line	F
Al Borges	Offensive Coordinator	B
Rocky Long	Defensive Coordinator	F
Jeff Hecklinski	Asst. HC/RBs/Recruiting Coord.	B
Dan Ferrigno	Tight Ends/Special Teams	F
Darrell Funk	Offensive Line	F
LeCharls McDaniel	Wide Receivers	F
Brian Sipe	Quarterbacks	F
Mark Smith	Linebackers	F
Tony White	Cornerbacks	B
Aaron Wellman	Strength & Conditioning	F

B - Press Box; F - Field.

INSIDE

Category	Page
Media Policies	2
Team/Individual Highlights	3
Connections	5
Brady Hoke Bio	13
Roster	15
Student-Athlete Bios	17
Depth Chart.....	25
Statistics.....	26
Last Time It Happened.....	43

Ain't Nothing But A Family Thing

San Diego State head coach Brady Hoke, Aztec defensive coordinator Rocky Long and Brigham Young head coach Bronco Mendenhall all served as assistant coaches at Oregon State and Mendenhall was an assistant coach while Long was the head coach at New Mexico.

Aztec-Cougar Connections, Page 5

Leading The Ground Attack

San Diego State running back Ronnie Hillman leads all freshmen in rushing yardage per game and is seventh nationally in the category. Hillman earned his first start of the season in SDSU's last game against Utah State and despite the week off, his 93-yard run against nationally-ranked Missouri remains the longest rush from scrimmage in NCAA FBS play this season.

Meet Ronnie Hillman, Page 10

■ GAME INFORMATION

San Diego State (3-1; 0-0 Mountain West) at Brigham Young (1-4; 0-1 Mountain West)

Date: Saturday, Oct. 9, 2010
Kickoff: 4 p.m. MT (announced)/3 p.m. PT
Location: Provo, Utah | **Stadium:** LaVell Edwards Stadium
Capacity: 64,045
Series: Brigham Young leads, 26-7-1
Television: The Mtn. HD and Channel 4 San Diego HD. Ari Wolfe (play-by-play), Blaine Fowler (analyst), Sammy Linebaugh (sidelines) and Jeff Graham (producer)
Radio: AM 600 KOGO. Ted Leitner (play-by-play), Chris Ello (analyst), Mike Costa (sidelines)
Internet: Live stats and radio broadcast available at GoAztecs.com.



BRIGHAM YOUNG
COUGARS
 1-4; 0-1 Mountain West

Ranking (AP/Coaches): --/--
Coach: Bronco Mendenhall
Alma Mater: Utah '86
Career Record: 50-19/6th
School Record: 50-19/6th
vs. San Diego State: 4-1
SID: Brett Pyne
Website: BYUCougars.com

Next Game: at TCU
 Oct. 16 | 3 p.m. CT



SAN DIEGO STATE
AZTECS
 3-1; 0-0 Mountain West

Ranking (AP/Coaches): --/--
Coach: Brady Hoke
Alma Mater: Ball State '82
Career Record: 41-47/8th
School Record: 7-9/2nd
vs. Brigham Young: 0-1
SIDs: Mike May/Peggy Curtin
Website: GoAztecs.com

Next Game: vs. Air Force
 Oct. 16 | 5 p.m. PT

HAVING MATCHED BEST START IN 29 SEASONS, AZTECS OPEN MWC PLAY AT BRIGHAM YOUNG

Following a bye week, San Diego State (3-1 overall; 0-0 Mountain West Conference), which is off to its best start since 2003 and has matched its best four-game record in the last 29 seasons, begins a stretch of eight consecutive Saturday games against Mountain West Conference opponents when the Aztecs open league play at Brigham Young (1-4; 0-1 MWC) in Provo, Utah.

The game is scheduled to begin at 4 p.m. MT (3 p.m. PT) and will be televised in high definition by The Mtn. The game can also be seen in high definition in the San Diego market on Channel 4 San Diego. The contest can be heard throughout Southern California on AM 600 KOGO.

San Diego State completed a productive non-conference schedule with a 41-7 victory over Utah State on Sept. 25 at Qualcomm Stadium. The Aztecs, which won three September games for the first time since 1993, scored touchdowns on its four possessions, held the Aggies to 245 yards of total offense and allowed just seven points on the day (the result of a 17-yard drive following an SDSU fumble).

Senior wide receiver and Biletnikoff Award watch list member Vincent Brown caught five passes for 177 yards and two touchdowns. It was the eighth time in his career that he has posted a 100-yard receiving day as he also surpassed 2,000 career receiving yards. Junior quarterback Ryan Lindley recorded his third 300-yard passing day of the season, completing 17-of-24 passes for 362 yards and three touchdowns. True freshman running back Ronnie Hillman flirted with a third consecutive 100-yard rushing game before settling for 89 yards and a touchdown.

The Aztec defense set the tone early, recording consecutive three-and-outs to open the game and has now allowed a stingy seven points in eight quarters of football at Qualcomm Stadium this season. San Diego State had nine tackles for loss and four quarterback sacks in the contest.

Statistically, the Aztecs remain one of the top programs in the country this season. San Diego State is one of six schools in the nation that ranks among the top 25 of the four major statistical categories - scoring offense, scoring defense, total offense and total defense. Joining the Aztecs on that short list are Alabama, Boise State, Nebraska, Ohio State and TCU.

Brigham Young is coming off a 31-16 loss at Utah State last Friday evening. The Cougars already have a home win over Washington (which won at USC last week) this season and are 23-3 in Provo since the beginning of the 2006 campaign, including a 15-1 mark in their last 16 home MWC contests.

Saturday, the Aztecs and Cougars will meet for the 35th time with Brigham Young owning a 26-7-1 series lead. The Cougars have won 15 of the 17 encounters in Provo. San Diego State has dropped the last four and eight of the last nine contests in the series. The Aztecs are 2-15 lifetime against the Cougars in Provo with victories coming in 1992 and 2000.



Senior Vincent Brown caught five passes for a season-high 177 yards and two touchdowns in the 41-7 victory over Utah State.

continued on page 3

AZTEC MEDIA RELATIONS

Ph./Fax: 619-594-5547/619-582-6541
 Overnight Address:
 Aztec Athletics Center, Suite 3014
 5302 55th Street
 San Diego, CA 91982-4309

Mike May* Asst. AD/MRD
 E-mail: mmay@mail.sdsu.edu
 Cell: 619-957-8372

Peggy Curtin* Assistant MRD
 E-mail: mcurtin@mail.sdsu.edu
 Cell: 619-540-6146

Dave Kuhn Assistant MRD
 E-mail: dkuhn@mail.sdsu.edu

Jamie McConeghy Assistant MRD
 E-mail: jmcconeg@mail.sdsu.edu

Darin Wong Assistant MRD
 E-mail: dwong@mail.sdsu.edu

Andrea Rogers Adm. Assistant
 E-mail: arogers@mail.sdsu.edu
 * - primary football contacts

AZTEC WEEKLY LUNCHEON

Each Tuesday during the football season, SDSU holds a media luncheon in the football recruiting lounge of the Aztecs Athletic Center. The luncheon begins at **11:40 a.m.** with food being served, followed by coach Hoke addressing the media at **noon**. Select players follow. The news conference is carried live on the official athletic department website, GoAztecs.com.

MWC TELECONFERENCE

Weekly teleconferences featuring San Diego State coach Brady Hoke and the other eight Mountain West Conference head coaches are scheduled every Tuesday, beginning Aug. 31 through Nov. 23.

This service is for accredited members of the media only. For more information contact the SDSU or MWC media relations office.

WEEKLY SCHEDULE

9:00 a.m. Moderator opens call
 9:02 a.m. Kyle Whitingham, Utah
 9:12 a.m. Steve Fairchild, CSU
 9:22 a.m. Troy Calhoun, Air Force
 9:32 a.m. Brady Hoke, SDSU
 9:42 a.m. Gary Patterson, TCU
 9:52 a.m. Dave Christensen, UW
 10:02 a.m. Bronco Mendenhall, BYU
 10:12 a.m. Mike Locksley, UNM
 10:22 a.m. Bobby Hauck, UNLV

MEDIA OPPORTUNITIES

WEEKLY MEDIA SCHEDULE (as of Monday, Oct. 4)

All practices are closed to both the public and the media with the lone exception being the first half hour of Tuesday's workout (media only). Members of the media planning to attend Tuesday's practice will need to call the media relations office to be placed on a list to gain access to the practice fields.

Post-practice interview requests should be submitted to the San Diego State media relations office no later than 10 a.m. on the day of the potential interview. Other interview requests must be made at least 24 hours in advance.

Red indicates a show that Brady Hoke and/or SDSU football players appear on. Green indicates media opportunity for television network broadcasting Saturday game. * - indicates event is simulcast live on GoAztecs.com. ^-indicates quotes from event will be available on GoAztecs.com.

SUNDAY:

- ▶ 7 p.m. PT – Brady Hoke informal meeting with the media to review Saturday's game at a location TBD (RSVP with the SDSU media relations office by Sunday morning at 10 a.m. PT).
- ▶ SDSU highlights/postgame sound available on Dragonfly System. Contact the media relations office for details.
- ▶ Media outlets from outside the San Diego market who would like to speak to coach Hoke should submit their requests no later than 2 p.m. PT on Sunday, as Hoke will not be available, except briefly in person, after Monday.

MONDAY:

- ▶ NO PRACTICE. All SDSU student-athlete features should take place on this day. Outside of this window, student-athletes will only be available at Tuesday's news conference or briefly after Tuesday's practice.
- ▶ Evening – Aztecs Now posted on goaztecs.com.

TUESDAY: FINAL DAY OF STUDENT-ATHLETE AVAILABILITY FOR THE WEEK

- ▶ 9:32 a.m. – 9:42 a.m. PT – Brady Hoke on MWC conference call. Contact the SDSU media relations office for details. This is the best opportunity for out of town media to get interviews with Brady Hoke.
- ▶ ^*Noon PT – Brady Hoke weekly news conference (Aztec Athletics Center, 2nd floor recruiting lounge). Tuesday's news conference will preview the upcoming game.
- ▶ ^*12:20 p.m. PT – SDSU student-athlete news conference (Aztec Athletics Center, 2nd floor recruiting lounge).
- ▶ 3:45 p.m. PT – 4:15 p.m. PT – Media who cover SDSU athletics on a regular basis are allowed to attend and shoot the first 30 minutes of practice.
- ▶ TBD – Post-practice interviews (Aztec Athletics Center, 2nd floor recruiting lounge). Student-athletes available for a brief time after practice. Players who participated in the news conference are not available post-practice.
- ▶ San Diego State news conference available on Dragonfly System (contact SDSU media relations for details).

WEDNESDAY:

- ▶ TBD – Post-practice interviews (Aztec Athletics Center, 2nd floor recruiting lounge). Brady Hoke and assistant coaches available upon request after practice. Very limited availability for Coach Hoke due to his radio show.
- ▶ *7 p.m. – 8 p.m. PT – The Brady Hoke Show on AM 600 KOGO live from the Claim Jumper in La Mesa.

THURSDAY: FINAL DAY OF BRADY HOKE AVAILABILITY

- ▶ Noon PT – Conference call for TV crew producing Saturday's game, ROAD GAMES ONLY. Available only if requested in advance and must be setup by television crew.
- ▶ TBD – Post-practice interviews (Aztec Athletics Center, 2nd floor recruiting lounge). Brady Hoke and assistant coaches available upon request after practice.

FRIDAY: NO MEDIA AVAILABILITY

- ▶ Noon PT – TV crew producing Saturday's game, HOME GAMES ONLY. Available only if requested in advance and will be conducted in person, on campus.

SATURDAY:

- ▶ Postgame availability only. The SDSU locker room is closed at all times for both home and road games. For home games, all interviews will take place in the postgame interview room (top of Ramp A). For road games, interviews will take place at a designated area adjacent to the locker room. Please submit interview requests to a member of the SDSU media relations office by the mid-way point of the fourth quarter.

BRADY HOKE RADIO SHOW



For the second year in a row, the San Diego State athletic department and Claim Jumper have partnered up to host the "Aztec Coaches Show" with head coach Brady Hoke. The show, which will air Wednesdays from 7-8 p.m. on the home of Aztec athletics, AM 600 KOGO, will be held at the Claim Jumper restaurant in La Mesa's Grossmont Center. Chris Ello, one of the voices of the Aztecs and former letterwinner with the SDSU baseball team, will host the show, which can also be heard on www.GoAztecs.com.

AZTECS NOW ONLINE



Aztecs Now Online, a weekly show featuring San Diego State athletics, is set to premiere on Monday, Aug. 30. The show will be posted every Monday night during the season exclusively on GoAztecs.com.

Hosted by Mike Costa, the sideline reporter for SDSU football broadcasts, Aztecs Now Online will highlight head coach Brady Hoke, a football student-athlete and an Aztec Olympic sport.

Each episode will include a review of the previous week's game and a preview of the upcoming contest as well as an Olympic sport feature, which gives fans an in-depth look at one of SDSU's other 17 sports on campus.

TEAM QUICK NOTES

- ▶ At 3-1, San Diego State is off to its best start in seven seasons and has matched its best start in the last 29 years. This is the 17th time in 42 seasons at the Division I level that the Aztecs have won at least three of their first four games and it is the 12th time SDSU has opened 3-1. Of the previous 11 times, the Aztecs have gone on to post a .500 or better season on 10 occasions and have averaged 7.6 victories.
- ▶ A victory on Saturday would give the Aztecs their best start in 14 seasons (since 1996) and would match its best start in 35 years. In 42 seasons at the Division I level, an Aztec win would mark the 13th time that San Diego State has won at least four of their first five games. This would be the 10th campaign with a 4-1 record and all nine previous seasons have resulted in a .500 or better record and an average of 8.3 wins per year.
- ▶ San Diego State is one of six schools nationally that rank in the top 25 in scoring offense and defense and total offense and defense. Joining the Aztecs among the nation's elite in those categories are Alabama, Boise State, Nebraska, Ohio State and TCU.
- ▶ San Diego State ranks ninth nationally in scoring margin at +24.5. The only schools with a better margin are Oregon, Utah, Ohio State, Boise State, Alabama, TCU, Nebraska and Nevada. SDSU is ahead of Missouri, which rounds out the top 10.
- ▶ San Diego State becomes the last Mountain West Conference school to open the 2010 conference season on Saturday when the Aztecs play at Brigham Young. San Diego State is just 1-8 in its last nine Mountain West road games and 3-13 in its last 16 MWC road contests.
- ▶ With three victories in its first four games, San Diego State has equaled its win total in the previous 10 games prior to this season (3-7). A win Saturday, would give the Aztecs as many wins this season as they had in the 12 games prior to the 2010 campaign (4-8). With three wins in 2010, San Diego State has already matched or surpassed its win total in two of the previous four seasons.
- ▶ Looking for a good quick barometer of how improved San Diego State is? Using the Sagarin Ratings, one of the components of the BCS formula, shows the dramatic improvement during the Brady Hoke era. In 2008, the year before Hoke's arrival, San Diego State finished 136th in the ratings (55.43). Last season, the Aztecs were 103rd in the final ratings (62.52). This season, SDSU is currently 70.51.
- ▶ **TOTAL OFFENSE:** San Diego State ranks seventh in the country in total offense (505.50) and 15th in scoring offense (38.25)... The Aztecs have three 40-point games this season and have scored 24 or more points in five straight games for the first time since six-straight games of 24 or more points from Nov. 2, 1996 through Sept. 5, 1997... The Aztecs have seven consecutive games with two turnovers or fewer and have two or fewer turnovers in 11 of their last 12 games... San Diego State's four turnovers in 2010 are the fourth fewest in the country (Oregon State 0, Indiana 2 and Army 3).
- ▶ **OFFENSIVE RUSHING:** San Diego State ranks 24th nationally in rushing offense (213.50), 12th in rushing touchdowns (13) and 10th in rushing yards per carry (5.89)... San Diego State needs just 86 rushing yards to equal its entire 2009 total of 940 yards... As a team, the Aztecs have produced five straight 100-yard rushing games... That is the longest streak since a series of five straight games from Nov. 25, 2006 through Sept. 22, 2007... SDSU has not produced six straight 100-yard rushing games since a string of six straight games (Oct. 30, 2004 through Sept. 10, 2005)... The 13 rushing touchdowns this season equals the total San Diego State produced in the 16 games prior to this season.
- ▶ **OFFENSIVE PASSING:** San Diego State ranks 13th nationally in passing offense (296.00), second in yards per completion (15.79); Auburn is the national leader at 16.38) and 10th in fewest interceptions thrown (2)... The Aztecs have three, 300-yard passing games this season.
- ▶ **TOTAL DEFENSE:** San Diego State ranks 9th nationally in scoring defense (13.75), 22nd in total

MOUNTAIN WEST CONFERENCE

Rk.	Team	MWC	PF	PA	W-L	PF	PA
1.	Utah	2-0	94	24	4-0	177	51
	Air Force	2-0	55	28	4-1	158	82
3.	TCU	1-0	27	0	5-0	205	62
4.	SDSU	0-0	0	0	3-1	153	55
	UNLV	1-1	55	48	1-4	109	163
6.	Brigham Young	0-1	14	35	1-4	76	144
	Colorado State	0-1	0	27	1-4	55	167
	Wyoming	0-1	14	20	2-3	75	140
9.	New Mexico	0-2	24	101	0-5	61	263

MWC Upcoming Games/Results











- ▶ **Friday, October 1**
at Utah State 31, Brigham Young 16
- ▶ **Saturday, October 2**
*TCU 27, at Colorado State 0
at Air Force 14, Navy 6
UTEP 38, at New Mexico 20
Wyoming 20, at Toledo 15
Nevada 44, at UNLV 26
- ▶ **Saturday, October 9**
*Colorado State at Air Force, 11 a.m. PT The Mtn.
*Wyoming at TCU, 12:30 p.m. PT CBS College
UNLV at West Virginia, 12:30 p.m. PT BEN
***San Diego State at BYU, 3 p.m. PT The Mtn./4SD**
Utah at Iowa State, 4 p.m. PT Fox College Sports
New Mexico at NMSU, 5 p.m. PT AggieVision

SDSU Non-Conference Opponents

Team	Conf.	PF	PA	W-L	PF	PA
Nicholls State	0-0	0	0	1-3	79	163
New Mexico State	0-1	0	59	0-4	47	184
Missouri	0-0	0	0	4-0	151	56
Utah State	0-1	24	41	2-3	124	146

- ▶ **Saturday, October 9**
Utah State at Louisiana Tech, 1 p.m. PT
Sam Houston State at Nicholls State, 2 p.m. PT
Colorado at Missouri, 4 p.m. PT
New Mexico at NMSU, 5 p.m. PT

2010 SCHEDULE/RESULTS

Date	Opponent	Site	TV	Result/Time	Series	Note
Sept. 4	 NICHOLLS STATE Colonels	San Diego, Calif. Qualcomm Stadium		W, 47-0	SDSU, 1-0	Aztecs' 1st 50 win since 2004 Widest margin of victory since '96
Sept. 11	 at New Mexico State Aggies	Las Cruces, N.M. Aggie Memorial Stadium	ESPN3.com/ 4SD	W, 41-21	SDSU, 8-1-1	Hillman rushes for 150 yds., 4 TD SD snap 14-game NC road L strk
Sept. 18	 at Missouri Tigers	Columbia, Mo. Memorial Stadium	PPV	L, 24-27	Mizzou, 3-0	Hillman rushes for 228 yds., 2 TD MU GW TD with 51 seconds left
Sept. 25	 UTAH STATE Aggies	San Diego, Calif. Qualcomm Stadium		W, 41-7	SDSU, 10-1	V. Brown: 5 rec., 177 yds., 2 TDs Lindley: 17-of-24, 362 yds., 3 TDs
Oct. 9	 at BYU Cougars	Provo, Utah LaVell Edwards Stadium	The Mtn./ 4SD	4 p.m. MT	BYU, 26-7-1	13th-straight year teams meet; Last SDSU win: ('05) 31-15 in SD
Oct. 16	 AIR FORCE Falcons	San Diego, Calif. Qualcomm Stadium	CBS College	5 p.m. PT	AFA, 19-9	AFA did not score an offensive TD last season (AFA won 26-14)
Oct. 23	 at New Mexico Lobos	Albuquerque, N.M. University Stadium	The Mtn./ 4SD	8 p.m. MT	SDSU, 21-15	SDSU snapped an 8-game losing streak to UNM last year (23-20)
Oct. 30	 at Wyoming Cowboys	Laramie, Wyo. War Memorial Stadium	The Mtn./ 4SD	12 p.m. MT	Wyo., 17-14	Aztecs are 7-4 vs. UW in MWC era; Last win at UW was 2002
Nov. 6	 COLORADO STATE Rams	San Diego, Calif. Qualcomm Stadium	The Mtn.	7 p.m. PT	SDSU, 16-13	SDSU is 4-1 in last 5 vs. CSU; Aztecs have 100 pts. in last 3 meetings
Nov. 13	 at TCU Horned Frogs	Fort Worth, Texas Amon G. Carter Stadium	VERSUS	3 p.m. CT	TCU, 5-0	Aztecs looking for 1st win vs. TCU; Teams did not meet prior to MWC
Nov. 20	 UTAH Utes	San Diego, Calif. Qualcomm Stadium	The Mtn.	7 p.m. PT	Utah, 16-12-1	Aztecs looking for 1st win over Utah at the Q since 2002
Nov. 27	 UNLV Rebels	San Diego, Calif. Qualcomm Stadium	The Mtn.	5 p.m. PT	SDSU, 7 11-8	SDSU 3-game series winning strk snapped in '09 at Vegas (24-28)

AZTECS vs. BRIGHAM YOUNG

Brigham Young (1-4; 0-1 MWC)

S.4	Washington	W	23	-17
S.11	at Air Force*	L	14	-35
S.18	at Florida State	L	10	-34
S.25	Nevada	L	13	-27
O.1	at Utah State	L	16	-31
O.9	San Diego State*			
O.16	at TCU*			
O.23	Wyoming*			
N.6	UNLV*			
N.13	at Colorado State*			
N.20	New Mexico*			
N.27	at Utah*			

* - Mountain West Conference game.

STATISTICAL COMPARISON

San Diego State Averages & NCAA Rankings

Category	Avg.	NR	CR
Rushing Offense	213.50	24	3
Passing Offense	296.00	13	1
Total Offense	509.50	7	1
Scoring Offense	38.25	15	3
Rushing Defense	99.25	16	2
Pass Eff. Defense	99.30	10	1
Total Defense	296.00	22	3
Scoring Defense	13.75	9	3
Net Punting	40.78	12	1
Punt Returns	5.69	97	8
Kickoff Returns	20.27	86	8
Turnover Margin	+0.50	34	3
Pass Defense	196.75	55	6
Pass Efficiency	137.82	45	3
Sacks	2.25	46	3
Tackles for Loss	8.50	6	1
Sacks Allowed	0.25	T-3	1

Brigham Young Averages & NCAA Rankings

Category	Avg.	NR	CR
Rushing Offense	119.80	94	5
Passing Offense	192.80	80	4
Total Offense	312.60	96	5
Scoring Offense	15.20	114	6
Rushing Defense	259.20	120	9
Pass Eff. Defense	134.49	85	7
Total Defense	433.40	101	6
Scoring Defense	28.80	87	6
Net Punting	35.56	68	5
Punt Returns	8.75	56	4
Kickoff Returns	22.28	58	7
Turnover Margin	-0.40	75	5
Pass Defense	174.20	28	4
Pass Efficiency	91.94	118	8
Sacks	1.00	T-107	7
Tackles for Loss	3.40	T-116	7
Sacks Allowed	2.40	T-87	5

defense (296.00), fourth nationally in three-and-outs per game (4.75, trailing only Ohio State, TCU and Nebraska), fourth nationally in third-down conversion defense (25.00, trailing Penn State, West Virginia and Rutgers), and sixth in tackles for loss (8.50)... San Diego State has held two of its four opponents to seven points or fewer this season equaling the total times that occurred in the previous 60 games prior to this season... The Aztecs have allowed 17 first-quarter points (4.3) and just 38 total in the final three quarters... In 16 quarters this season, only once has SDSU allowed multiple scores (first quarter at 25th-ranked Missouri).

► **DEFENSIVE RUSHING:** San Diego State is 16th nationally in rushing yards allowed (99.25) and 18th in yards per carry (3.05)... San Diego State has gone nine straight games without allowing a 100-yard rusher (in 2008, the year before Brady Hoke and Rocky Long arrived at SDSU, the Aztecs allowed nine 100-yard rushers).

► **DEFENSIVE PASSING:** San Diego State is 16th in pass efficiency defense (99.30), ninth in opponent completion percentage (50.0) and fifth in touchdowns allowed (3, trailing Miami (Fla.) 1, Alabama 2, Utah 2, Navy 2).

► **SPECIAL TEAMS:** San Diego State is tied for first in the Mountain West Conference in kickoff coverage and has a league-best 11 kickoffs for touchbacks, courtesy of junior place-kicker Abel Perez... Senior punter Brian Stahovich continues to be one of the top punters in the country, averaging 47.39 yards per punt (fifth nationally) and helping San Diego State to a No. 12 national ranking in net punting... Perez has made three consecutive field goals and is 7-for-10 on the season (last year the Aztecs were 10-for-17 in FGA).

► San Diego State's defense ranks fourth nationally in opponent third-down conversions. SDSU competition is 15-of-60 on third-down plays this season, converting at a 25.00-percent rate. Last year, the Aztecs were 111th nationally in the category at 46.49 percent. The SDSU offense is 36th nationally in third-down conversions with a success rate of 44.26 percent.

INDIVIDUAL QUICK NOTES



► Freshman **Ronnie Hillman** is currently seventh in the nation and first among the freshman class in rushing yards per game at 133.00. Despite having a bye last week, he is fourth nationally in rushing touchdowns (8). He already has a 200-yard rushing game and a pair of 100-yard rushing games in four career outings. His 228 rushing yards against Missouri were the most in the country that day and are the sixth-highest total in the country this season. His 93-yard rush against Missouri is the longest in the nation this season and his 75-yard scamper against the Tigers is the 16th-longest rush this season.



► Junior **Ryan Lindley** continued his steady play through the first month of the season. The quarterback has thrown two interceptions through the first four games (San Diego State has the 10th-fewest INTs in the country). Last season, Lindley had eight interceptions through the first four games and ended the season with 16 picks. The junior already has three, 300-yard passing games in 2010, and owns nine for his career, which is fourth in the SDSU record book, trailing only Todd Santos, Dan McGwire and Billy Blanton. Lindley is sixth among current FBS players in career passing yards/g (254.9).



► Senior **Vincent Brown** is coming off a five-catch, 177-yard performance against Utah State. Brown caught two touchdown passes in the contest (82 and 65 yards) and now has 15 for his career. He became the 11th player in school history with 2,000 receiving yards. Brown is 12th among all active FBS players with 160 catches and 14th with 2,090 receiving yards. Brown has eight 100-yard receiving games, which is 10th all-time in school history (J.R. Tolver - 13).



► Senior **DeMarco Sampson** continues to lead the Mountain West Conference and rank 20th nationally in receiving yards per game (95.5). He opened the season with a 179-yard effort on seven catches, two going for touchdowns, against Nicholls State. He has 10 touchdowns in his last 11 games, after scoring twice in his first 28 games. Sampson needs two catches to reach 100 receptions for his career. He has caught at least one pass in 18 straight games (longest streak on the team).



► Junior place-kicker **Abel Perez** continues his impressive debut season on the Mesa. Perez recorded touchbacks on four of his five kickoffs at Mizzou, upping his season total to 11. That is nine more than San Diego State had in all of 2009. In addition, Perez connected on a 25-yard field goal in his only attempt of the night and added two more (20 and 37 yards) in the win over Utah State. Perez has made seven of his last nine field-goal attempts and is a perfect 5-for-5 this season on attempts of 36 yards or less.

SAN DIEGO STATE-BYU: THE SERIES

► Saturday's game marks the 35th meeting between San Diego State and Brigham Young. The Cougars lead the all-time series, 26-7-1, and have won the last four meetings and eight of the last nine encounters.

► San Diego State is 2-15 all-time against Brigham Young in Provo, claiming victories on Sept. 10, 1992 (45-38) and Oct. 21, 2000 (16-15). The Cougars have won the last four games in Provo by a combined score

of 171-55 and the Aztecs have not owned a lead in a game played in Provo since claiming the 16-15 victory in 2000.

► In the previous 34 games in the series, only three have been decided by less than a touchdown. In 1991 in San Diego, the teams played to a 52-52 tie. In addition to that game, the teams split a pair of one-point games with the visiting team winning one each. In 1993, Brigham Young claimed a 45-44 decision in San Diego, while the Aztecs returned the favor with a 16-15 win in Provo in 2000.

► The average margin of victory in the 34 series meetings is 20.0 points.

► Over the last six meetings, San Diego State has averaged 375.3 yards of total offense.

► In the series, Brigham Young has averaged 43.5 points over the last four games (174 points/four games) and 41.1 points over the last nine games (370 points/nine games). Only once in the last nine meetings have the Cougars scored fewer than 34 points.

AZTEC-COUGAR: CONNECTIONS

► San Diego State head coach Brady Hoke, Aztec defensive coordinator Rocky Long and Brigham Young head coach Bronco Mendenhall all served as assistant coaches at Oregon State. In 1989, Mendenhall joined the OSU staff as a graduate assistant on the defensive line. His position coach was Hoke, who worked at Oregon State from 1989-94. Long served as defensive coordinator for the Beavers from 1991-95, with Hoke serving as a defensive line coach in 1994 and Mendenhall as the defensive line coach in 1995 after Hoke left to take the same position at Michigan. Although all three coaches overlapped one another at Oregon State, the three did not coach together on the same staff.

► While SDSU defensive coordinator Rocky Long was head coach for New Mexico from 1998-2008, Brigham Young head coach Bronco Mendenhall served as defensive coordinator for the Lobos from 1998-2002 and assistant head coach in 2002.

► San Diego State freshman offensive lineman Japeth Gordon and BYU junior running back JJ De Luigi are both from Canyon County, Calif. Both attended Canyon High School.

► San Diego State freshman tight end John Ghandour, who played offensive guard his senior year in high school, blocked for BYU freshman running back Joshua Quezada when they played together at La Habra High School. The pair helped the Highlanders win a CIF Southern Section Championship.

SAN DIEGO STATE-BYU: RECENT MEETINGS

► LAST MEETING:

Brigham Young 38, San Diego State 28 | Oct. 17, 2009 | Qualcomm Stadium | San Diego, Calif.

SAN DIEGO – The 2009 contest between San Diego State and Brigham Young was no exception to the themes that have prevailed in the series that dates back to 1947.

First off is the element of offense for which this year's game included a combined 854 yards and 64 points. Secondly, and unfortunately for the Aztecs, the Cougars' domination of the end result also continued, as BYU won for the 26th time in 34 opportunities, 38-28, in front of 30,258 fans at Qualcomm Stadium.

The victory wasn't an easy one for the visitors, however, as the San Diego State offense was able to nearly match the scoring prowess of the nation's 18th-ranked team. The Aztecs had 342 yards themselves, including a season-best 322 through the air, and trailed by only seven with just over eight minutes left in the game.

After the Aztecs went three and out to open the contest, the Cougars drove 73 yards on 14 plays, eating up over five minutes on the clock before taking a 7-0 lead on a one-yard touchdown run by Harvey Unga.

SDSU took less time to equalize the score, as a 27-yard pass from Ryan Lindley to Walter Kazee and a 45-yard toss from Lindley to Vincent Brown set up DeMarco Sampson's seven-yard TD reception at the 4:31 mark of the first quarter. The Aztecs took the lead on their next series on a one-yard touchdown run by Brandon Sullivan.

Both of BYU's second-quarter possessions resulted in touchdowns, as the Cougars ate up over 11 of the 15 minutes to take a 21-14 lead into the locker room.

Coming out the break, the Aztec defense stepped up to thwart another BYU scoring drive that ended

THE SERIES

Brigham Young leads, 26-7-1			
Home: 5-11-1, Away: 2-15			
Qualcomm Stadium: 4-11-1			
MWC Era: 2-9, WAC Era: 3-15-1			
Longest SDSU Win Streak: 1 (7 times)			
Longest BYU Win Streak: 9 (1976-85)			
Date	Location (Opp. NR)		Score
N.22.47	H-Aztec Bowl	W	32-7
S.18.48	A-Cougar Stadium	L	6-14
0.3.70	H-San Diego Stadium (20)	W	31-11
0.2.76	H-San Diego Stadium	L	0-8
Western Athletic Conference Era			
N.11.78	A-Cougar Stadium	L	3-21
N.24.79	H-San Diego Stadium (10)	L	14-63
S.13.80	A-Cougar Stadium	L	11-35
0.17.81	H-Jack Murphy Stadium	L	7-27
N.13.82	A-Cougar Stadium	L	8-58
0.22.83	H-Jack Murphy Stadium	L	12-47
N.10.84	A-Cougar Stadium (4)	L	3-34
0.12.85	A-Cougar Stadium (11)	L	0-28
N.29.86	H-Jack Murphy Stadium	W	10-3
N.7.87	A-Cougar Stadium	L	21-38
N.5.88	H-Jack Murphy Stadium (20)	W	27-15
N.25.89	H-Jack Murphy Stadium (21)	L	27-48
S.22.90	A-Cougar Stadium (4)	L	34-62
N.16.91	H-Jack Murphy Stadium	T	52-52
S.10.92	A-Cougar Stadium	W	45-38
N.11.93	H-Jack Murphy Stadium	L	44-45
N.10.94	A-Cougar Stadium (23)	L	28-35
S.16.95	A-Cougar Stadium	L	19-31
0.29.98	A-Cougar Stadium	L	0-13
Mountain West Conference Era			
N.6.99	H-Qualcomm Stadium (13)	L	7-30
0.21.00	A-Cougar Stadium	W	16-15
0.25.01	H-Qualcomm Stadium (10)	L	21-59
N.2.02	A-LaVell Edwards Stadium	L	10-34
0.4.03	H-Qualcomm Stadium	L	36-44
N.6.04	A-LaVell Edwards Stadium	L	16-49
0.1.05	H-Qualcomm Stadium	W	31-10
0.7.06	A-LaVell Edwards Stadium	L	17-47
D.1.07	H-Qualcomm Stadium (21)	L	27-48
N.8.08	A-LaVell Edwards Stadium (17)	L	12-41
0.17.09	H-Qualcomm Stadium (18)	L	28-38

SAN DIEGO STATE RANKINGS

Category	Pct./No.	MWC	NCAA
Rushing Offense	213.5	3	24
Passing Offense	296.0	1	13
Total Offense	509.5	1	7
Scoring Offense	38.2	3	15
Rushing Defense	99.2	2	16
Pass Defense	196.8	6	55
Total Defense	296.0	3	22
Scoring Defense	13.8	3	9
Net Punting	40.8	1	12
Punt Returns	5.7	8	97
Kickoff Returns	20.3	8	86
Turnover Margin	+0.50	3	T-34
Fumbles Recovered	3	--	T-61
Passes Intercepted	3	--	T-75
Fumbles Lost	2	--	T-10
Passes Had Intercepted	2	--	T-10
Turnovers Gained	7	--	T-83
Turnovers Lost	4	--	T-4
Passing Efficiency	137.82	3	45
Passing Efficiency Defense	99.3	1	10
Fewest Penalties Per Game	8.00	--	102
Fewest Yards Penalized	71.50	9	105
Punt Return Yardage Def.	5.7	8	97
Kickoff Return Yardage Def.	20.3	8	86
Sacks	9	T-4	T-46
Tackles for Loss	8.50	1	6
Sacks Allowed	1	T-1	T-3
Tackles for Loss Allowed	4.00	3	T-8
3rd Down Conversion Pct.	44.3	4	36
4th Down Conversion Pct.	40.0	T-5	T-83
3rd Down Defense	25.0	1	4
4th Down Defense	0.0	T-1	T-1
Time of Possession	30:53	3	42
First Downs	82	4	T-48
Opponent First Downs	68	3	41
Field Goal Percentage	70.0	6	
Red Zone Offense	84.2	5	T-56
Red Zone Defense	70.0	2	T-17
PAT Kicking	94.7	4	--

INDIVIDUAL NATIONAL RANKINGS

Scoring			
T-4.	Ronnie Hillman	12.00	
T-30.	Abel Perez	9.50	
Punting			
5.	Brian Stahovich	47.39	
Rushing			
7.	Ronnie Hillman	133.00	
Total Offense			
15.	Ryan Lindley	292.75	
Field Goals			
T-19.	Abel Perez	1.75	
Receiving Yards Per Game			
20.	DeMarco Sampson	93.25	
34.	Vincent Brown	83.00	
All-Purpose Yardage			
39.	Ronnie Hillman	134.50	
Passing Efficiency			
42.	Ryan Lindley	138.54	
Punt Returns			
43.	Leon McFadden	9.20	
78.	Larry Parker	4.40	
Receptions Per Game			
T-46.	DeMarco Sampson	5.00	
T-63.	Vincent Brown	4.75	
Tackles For Loss			
T-89.	Jerome Long	1.13	

SDSU CAREER vs. BYU

Rushing	Att.	Yds.	Avg.	TD
Brown, V.	4	48	12.0	0
Kazee	9	28	3.1	0
Sullivan	2	1	0.5	1
Brown, D.	3	-5	-1.7	0
Lindley	4	-10	-2.5	0
Sampson	1	-12	-12.0	0

Passing	A-C-I	Yds.	TD	Eff.
Umuolo	1-1-0	24	0	301.6
Lindley	68-41-2	448	4	129.2

Receiving	No.	Yds.	YPC	TD
Brown, V.	17	210	12.4	0
Sampson	5	77	15.4	2
Kazee	2	33	16.5	0
Umuolo	2	18	9.0	1
Sullivan	1	7	7.0	0
Shields, D.J.	2	5	2.5	0

Defense	S-A-T	Other
Williams, B.J.	10-8-18	4.0 TFL, 1 FR,
Long	6-5-11	1.0 TFL, 1.0 SACK
Davis	8-2-10	1.0 TFL, 1 PD
Preston	4-5-9	1 PD
Burris	4-3-7	1.5 TFL
Yarbrough	4-3-7	1.0 TFL
Lewis	3-2-5	
Perez	4-1-5	1 PD
Ketchum	1-3-4	
Lawson	3-1-4	
Hemmings	2-1-3	
Wade	2-1-3	
Brewer	1-0-1	
McFadden	1-0-1	
Parker	1-0-1	
Pinkins	1-0-1	
Tauanuu	1-0-1	



BRIGHAM YOUNG AT SDSU

Oct. 17, 2009 | Qualcomm Stadium | San Diego, Calif.
Attendance: 30,258

	1	2	3	4	Total
No. 18/19 Brigham Young	7	14	7	10	- 38
San Diego State	7	7	7	7	- 28

BYU – Unga 1-yd run (Payne kick) – 14 plays, 73 yards, 5:33 (7:46, 1st)
SD – Sampson 7-yd pass from Lindley (Yoshida kick) – 6 plays, 81 yards, 3:15 (4:31, 1st)
SD – Sullivan 1-yd run (Yoshida kick) – 7 plays, 69 yards, 3:31 (14:20, 2nd)
BYU – Kariya 3-yd pass from Hall (Payne kick) – 12 plays, 68 yards, 5:14 (9:06, 2nd)
BYU – Hall 1-yd run (Payne kick) – 14 plays, 80 yards, 6:04 (0:00, 2nd)
SD – Sampson 36-yd pass from Lindley (Yoshida kick) – 7 plays, 76 yards, 2:55 (8:23, 3rd)
BYU – George 19-yd pass from Hall (Payne kick) – 12 plays, 78 yards, 4:45 (3:38, 3rd)
BYU – Pitta 9-yd pass from Hall (Payne kick) – 7 plays, 77 yards, 2:36 (14:49, 4th)
SD – Umuolo 6-yd pass from Lindley (Yoshida kick) – 5 plays, 41 yards, 2:38 (8:17, 4th)
SD – Payne 44-yd FG – 7 plays, 15 yards, 2:04 (2:21, 4th)

INDIVIDUAL STATS

Rushing (Atts.-Yards-TDs): **BYU:** Unga 26-81; Hall 14-47; Kariya 6-24; Di Luigi 5-8; Ashworth 1-6. **SDSU:** Kazee 9-28; Brown 2-12; Sullivan 2-1; King 1-1; Lindley 1-(-10); Sampson 1-(-12).
Passing (Att.-Comp.-Int., Yards, TDs): **BYU:** Hall 39-27-0, 346, 3. **SDSU:** Lindley 33-21-1, 298, 3; Umuolo 1-1-0, 24, 0.
Receiving (No.-Yards-TDs): **BYU:** Pitta 6-72-1; George 4-75-1; Di Luigi 4-63; Ashworth 4-60; Kariya 3-10-1; Unga 2-37; Hafoka 2-17; Thompson 1-8; Chambers 1-4. **SDSU:** VBrown 8-147; Sampson 5-77-2; Kazee 2-33; Umuolo 2-18-1, D. J. Shields 2-5; King 1-24; Wallace 1-11; Sullivan 1-7.

TEAM STATS	BYU	SD
First Downs	27	16
Rushes-Yards	52-166	16-20
Passing Yards	346	322
C-A-I	27-39-0	22-34-1
Total Offense	512	342
Fumbles-Lost	1-0	1-0
Penalties-Yards	8-77	4-31
Possession Time	38:12	21:48
Turnovers	0	1
Average Field Pos.	BYU 32	SD 29

nearly three minutes later to give the home team a 7-0 lead.

The game remained a defensive battle until Cougar kicker Mitch Payne was successful from 34 yards out with 8:37 to go in the half, putting BYU up 10-0. Brigham Young would pull away at end of the half as it scored on a six-yard pass from Max Hall to Andrew George and a 25-yard Payne field goal after consecutive three-and-out possessions for SDSU.

Leading 27-0 coming out of halftime, BYU kicked off to Aztec returner Mekell Wesley and he promptly fumbled the ball after a 23-yard return. Unfortunately for San Diego State, Brigham Young's Michael Alisa recovered the ball at the SDSU 29.

Hall took it from there and took advantage of the short field as he hit Dennis Pitta for a 13-yard gain, gave the ball to Wayne Latu, who picked up five yards, and then took it himself for an eight-yard gain, setting the stage for Latu's three-yard scoring run.

The game remained at 27-0 until the Aztecs dented the scoreboard thanks to Lane Yoshida's career-long 49-yard field goal.

On BYU's next possession, Corey Boudreaux knocked the ball away from Latu on 2nd and 3, giving the Aztecs excellent field position at their own 42. Six plays and 2:16 later, Yoshida was perfect from 34 yards out to cut the Cougar lead to 27-6 entering the fourth quarter.

Following six unanswered San Diego State points, the Cougars struck fast in the final stanza and went ahead 34-6 after Hall connected on a deep ball to Austin Collie for a 61-yard scoring pass. After that, Darren Mougey had the ball jarred loose, again giving BYU excellent field position, this time at their own 49. Seven plays later, Hall found Collie again for a nine-yard toss, making the score 41-6.

With 3:01 left in the game, Lindley directed a five-play, 2:12-drive that covered 31 yards and ended with Mougey grabbing a nine-yard TD pass in the back of the endzone. The extra point failed and BYU ran out the rest of the clock to emerge with their ninth win of the year.

► 2005 MEETING IN SAN DIEGO/LAST SDSU VICTORY IN THE SERIES:

San Diego State 31, Brigham Young 10 | Oct. 1, 2005 | Qualcomm Stadium | San Diego, Calif.
 SAN DIEGO -- San Diego State used a balanced attack through the air and on the ground to defeat Brigham Young, 31-10, at Qualcomm Stadium, securing its first Mountain West Conference victory of the

on a failed fourth-down conversion at the SDSU 23-yard line.

From there, Lindley led the home team down the field, successfully converting a third-and-23 play with a 36-yard TD strike to Sampson to knot the contest at 21.

The tie was short lived as the Cougars once again went ahead by seven and later by 14 on the first play of the fourth quarter. The Aztecs would get back to within seven at 35-28 with just over eight minutes left.

That would be as close as the Aztecs could get, as a late Cougar field goal put them up by two scores, closing out the 38-28 BYU victory.

Lindley finished with 298 yards passing and three touchdowns, while Brown eclipsed the 100-yard receiving mark for the fifth time in 2009 with eight catches for 147 yards. Defensively, senior linebacker Jerry Milling had a career-best 13 stops.

BYU's Max Hall completed 27 of his 39 pass attempts for 346 and three touchdowns to go with his 14 carries for 47 yards and another score.

► 2008/LAST MEETING IN PROVO:

Brigham Young 41, San Diego State 12 | Nov. 8, 2008 | LaVell Edwards Stadium | Provo, Utah
 PROVO, Utah – San Diego State held Brigham Young to seven first-quarter points and allowed only 10 with less than nine minutes to go in the first half, but could not get going offensively as the Aztecs dropped a 41-12 decision to the No. 17/16 Cougars at LaVell Edwards Stadium.

The start of the game was promising for SDSU as it forced the high-powered BYU offense to a three-and-out situation. On the ensuing Aztec drive, quarterback Ryan Lindley had the first snap bounce off of his face mask and the Cougars recovered on San Diego State's first play of the game. The turnover set up Fui Vakapuna's seven-yard touchdown run

year. The victory snapped the Cougars four-game series win streak and was the Aztecs' first home victory over BYU since 1988.

Running back Lynell Hamilton showed flashes of 2003 when he was a freshman All-America selection. He carried the ball 30 times for 161 yards and two touchdowns. Teammate Brandon Bornes rushed for 77 yards and a score, while quarterback Kevin O'Connell added 27 yards and a TD to lead the ground attack.

O'Connell also stifled the Cougar defense with his arm, completing 21 of his 31 passes, including each of his first 12 attempts, for 243 yards. Wide receiver Jeff Webb hauled in a career-high 13 passes for 129 yards, his second consecutive 100-yard game.

The first 15 minutes the game was scoreless, until SDSU jumped out to a 10-0 lead in the second quarter thanks to a six-yard TD run by O'Connell and a Garrett Palmer 30-yard field goal. BYU later added three points, but with the half winding down, Hamilton found the end zone from a yard out to give the Aztecs a 17-3 cushion and a lead they would not relinquish.

In the third quarter, the SDSU defense tightened up and kept the Cougars, who were 5-of-16 on third downs, off the scoreboard. The Aztec offense meanwhile, added another seven points when Bornes scored his first touchdown of the season with a four-yard run.

With the game in control, Hamilton posted his second TD of the night which capped a season-long, 90-yard scoring drive to put the game out of BYU's reach.

LAST TIME OUT: SDSU 41, UTAH STATE 7

SAN DIEGO – San Diego State scored touchdowns on each of its first four possessions of the game, running out to a 28-0 lead and never looking back, as the Aztecs finished their 2010 non-conference campaign with a 41-7 drubbing of Utah State at Qualcomm Stadium. Over 45,000 fans turned out to see the team improve to 3-1 on the season, matching the program's best start in 29 years.

SDSU continued to sport a well-balanced attack with 142 yards on the ground and 362 yards through the air for its third game this season with over 500 yards of total offense. The Aztec defense, meanwhile, put a near lid on anything the Utah State offense could muster, limiting the Aggies to only 245 yards and a single touchdown, which was set up by a turnover on special teams.

After Utah State punted on the initial drive of the game, the Aztecs took over and took six plays, highlighted by a 21-yard reception by Brandon Sullivan on third-and-4, to get to the Aggie 17-yard line. SDSU then gave the ball to freshman Ronnie Hillman on four consecutive running plays, plunging in from a yard out for the 7-0 lead.

The Aztecs doubled that advantage just over two and a half minutes later when quarterback Ryan Lindley connected with tight end Gavin Escobar on a 45-yard reception that set up another rushing score, this time by sophomore Walter Kazee.


San Diego State used a little trickery on its third touchdown of the first quarter as Lindley faked a handoff on fourth-and-1, kept the ball behind his back and then found freshman tight end Bryce Quigley wide open for a 28-yard touchdown, the first of his collegiate career.

With the Aztecs already leading 28-0, Utah State's lone scoring threat in the first half stalled at the SDSU 29, as quarterback Diondre Borel's pass fell incomplete on a fourth-and-6.

The Aggies finally got on the scoreboard at the 9:43 mark of the third quarter, taking advantage of a San Diego State fumble on a punt return at its own 17-yard line, to reach the end zone on a 7-yard rush by Derrvin Speight and make the score 28-7.

It didn't take long for the Aztecs to answer, as Lindley connected with Vincent Brown for the wideout's second long touchdown catch of the day - this one for 82 yards - less than a minute later. SDSU would tally six more points on two Abel Perez field goals to capture the 41-7 victory.

Lindley finished with a season-high 362 yards passing, completing over 70 percent of his throws, to go with his three TDs. Vincent Brown had five receptions for 177 yards and two scores, while Hillman had 23 carries for 89 yards and one touchdown. Defensively, cornerback Leon McFadden tallied a team-best seven stops, including a career-high three tackles for a loss of 20 yards.



UTAH STATE AT SDSU

Sept. 25, 2010 | Qualcomm Stadium | San Diego, Calif.
Attendance: 45,682

	1	2	3	4	Total
Utah State	0	0	7	0	7
San Diego State	21	7	10	3	41

- SD – Hillman 1-yd run (A. Perez kick) – 10 plays, 58 yards, 4:58 (7:57, 1st)
- SD – Kazee 5-yd run (A. Perez kick) – 4 plays, 59 yards, 1:21 (5:14, 1st)
- SD – Quigley 28-yd pass from Lindley (A. Perez kick) – 7 plays, 70 yards, 2:38 (0:08, 1st)
- SD – V. Brown 65-yd pass from Lindley (A. Perez kick) – 6 plays, 97 yards, 2:58 (8:43, 2nd)
- USU – Speight 7-yd run (Loveless kick) – 5 plays, 17 yards, 1:08 (9:43, 3rd)
- SD – V. Brown 82-yd pass from Lindley (A. Perez kick) – 2 plays, 80 yards, 1:01 (8:42, 3rd)
- SD – A. Perez 20-yd FG – 10 plays, 45 yards, 4:42 (1:57, 3rd)
- SD – A. Perez 37-yd FG – 8 plays, 26 yards, 4:54 (1:53, 4th)

INDIVIDUAL STATS

Rushing (Atts.-Yards-TDs): USU: Speight 11-51-1; DeMartino 6-35; Williams 4-14; Marshall 1-10; Borel 18-5. SDSU: Hillman 23-89-1; Kazee 9-27-1; Deakin 1-13; Sampson 2-12; Sullivan 1-3; Lindley 2-3.

Passing (Att.-Comp.-Int., Yards, TDs): USU: Borel 31-14-1, 130, 0; SDSU: Lindley 24-17-1, 362, 3.

Receiving (No.-Yards-TDs): USU: Watkins 5-51; Moats 4-31; Bartlett 2-21; Morgan 1-23; Van Leeuwen 1-6; Reynolds 1-(2). SDSU: V. Brown 5-117-2; Sullivan 3-37; Escobar 2-57; Sampson 2-40; Quigley 2-33-1; Denso 1-8; Sandifer 1-6; Hillman 1-4.

TEAM STATS	USU	SD
First Downs	14	18
Rushes-Yards	40-115	38-142
Passing Yards	130	362
C-A-I	14-31-1	17-24-1
Total Offense	245	504
Fumbles-Lost	0-0	2-1
Penalties-Yards	8-80	7-70
Possession Time	28:43	31:17
Turnovers	1	2
Average Field Pos.	USU 31	SDSU 28

SDSU PRESEASON ACCOLADES

NATIONAL RANKINGS

- No. 77 - Yahoo! Sports
- No. 79 - Lindy's
- No. 86 - Athlon Sports
- No. 91 - Sporting News
- No. 91 - The Kickoff College Football 2010

CONFERENCE RANKINGS

- No. 5 - Lindy's
- No. 5 - Phil Steele's College Football Preview
- No. 6 - Blue Ribbon College Football Yearbook
- No. 6 - Athlon Sports
- No. 6 - Yahoo! Sports
- No. 6 - The Kickoff College Football 2010
- No. 8 - Sporting News College Football

VINCENT BROWN

- * Biletnikoff Award Watch List
- * HM All-American - College Fball Insiders
- * Preseason all-Mountain West Conference first team - Athlon Sports, Blue Ribbon, Lindy's, MWC, Phil Steele Magazine, Sporting News, Yahoo! Sports
- * Sixth-best wide receiver in the country - Lindy's
- * 10th-best WR - Phil Steele's College Fball Preview
- * "Most Dangerous Deep Threat" in the MWC - Lindy's

MILES BURRIS

- * Preseason all-Mountain West Conference second team - Phil Steele Magazine
- * 40th-best ILB - Phil Steele's College Fball Preview

TRASK IOSEFA

- * Rimington Trophy Watch List
- * Preseason all-MWC second team - Lindy's
- * Preseason all-MWC third team - Phil Steele Magazine
- * 28th-best center - Phil Steele's Coll. Fball Preview

ERNIE LAWSON

- * Preseason all-MWC fourth team - Phil Steele Magazine

RYAN LINDLEY

- * Preseason all-Mountain West Conference second team - Phil Steele Magazine
- * Mountain West Offensive Player of the Year - Lindy's
- * "Best Passing Quarterback" in the MWC - Sporting News
- * "Strongest Arm" in the MWC - Lindy's
- * 38th-best QB - Phil Steele's College Fball Preview

ANDREW PRESTON

- * Preseason all-MWC third team - Phil Steele Magazine

DEMARCO SAMPSON

- * Preseason all-Mountain West Conference second team - Phil Steele Magazine
- * "Best Hands" in the MWC - Lindy's
- * 62nd-best WR - Phil Steele's College Fball Preview

BRIAN STAHOVICH

- * Preseason all-Mountain West Conference first team - Athlon Sports, Blue Ribbon, Lindy's, MWC Phil Steele Magazine, Sporting News

ALSTON UMUOLO

- * John Mackey Award Watch List
- * Preseason all-Mountain West Conference first team - Athlon Sports, MWC, Phil Steele Magazine
- * Preseason all-MWC second team - Lindy's
- * 15th-best TE - Phil Steele's College Fball Preview

B.J. WILLIAMS

- * Preseason all-MWC third team - Phil Steele Magazine

SDSU SITUATIONAL RECORD

Category	2010	Hoke Era
Overall Record	3-1	7-9
Scoring - first to score	2-0	3-1
Leading - after 1 qtr.....	2-0	3-3
Leading - at halftime	3-0	6-2
Leading - after 3 qtr.....	3-0	5-2
OFFENSE		
Scoring - 30 or more pts.....	3-0	6-0
Scoring - 24 or more pts.....	3-1	6-4
Total Offense - 500+ yds	3-0	4-0
Total Offense - 400+ yds	3-1	5-2
Passing - 300+ yds	3-0	4-2
Rushing - 200+ yds.....	2-1	2-1
First Downs - 20+	2-0	4-3
3rd Down Conv. - 50 pct.+	1-0	3-2
Turnovers - 2 or fewer.....	3-1	7-6
Field Position - 30 or better.....	2-0	5-1
Field Position - 25 or better.....	3-0	7-4
Play Call - 50 pct.+ rushing.....	2-0	4-1
DEFENSE		
Allowing 24 pts. or less	3-0	6-0
Allowing 17 points or less	2-0	3-0
Total Offense - <=300 yds.	2-0	4-1
Passing - <= 150 yds.....	2-0	3-1
Rushing - <= 100 yds.....	1-1	2-1
First Downs - <= 15	2-0	3-1
3rd Down Conv. - <= 33 pct.	3-1	5-1
Turnovers - forced 3 or more....	0-1	2-2
Field Position - <=25	0-0	1-0
Field Position - <=20	0-0	0-0
Defense Scores Points	0-0	2-1
COMPARISON		
SDSU more Rushing Yards	3-1	5-1
SDSU more Return Yards.....	1-1	1-3
SDSU fewer Turnovers	1-1	4-1
SDSU more Time of Poss.	2-1	4-1
SDSU more 1st D. and ToP	2-0	4-0
SDSU better Avg. Field Pos.....	2-1	5-1
SDSU adv. in TO and AFP.....	1-1	3-1
SDSU Special Teams Score	0-0	0-0
INDIVIDUAL		
Rusher - 100+ Yards.....	1-1	3-3
Passer - 300+ Yards	3-0	4-1
Receiver - 100+ Yards	2-0	4-5
100+ Rusher, 300+ Passer.....	1-0	1-1

POSTGAME NOTES - vs. Utah State

- ▶ San Diego State improved to 3-1 on the season. This matches San Diego State's best start in the last 29 seasons (since 1981) and is the best start in seven seasons (2003) ... San Diego State improves to 2-0 at home in 2010, and currently has won five consecutive non-conference home games dating back to the 2008 campaign.
- ▶ San Diego State has won three games in the month of September for the first time since 1993.
- ▶ San Diego State has won three non-conference games in a single season for the first time since the 2003 season. That season, the Aztecs played five non-conference games. This is the first time the Aztecs have won at least three non-conference games, while playing no more than four non-conference contests, since 1995. That season, the Aztecs defeated California, Nevada and San Jose State, with a loss coming to 14th-ranked Oklahoma.
- ▶ SDSU improves to 10-1 all-time vs. Utah State, including a 7-1 mark at home, and has won eight straight in the series overall ... SDSU is 2-0 this season against members of the WAC.
- ▶ On Ronnie Hillman's first-quarter score, SDSU has now scored a touchdown in 42 straight games ... SDSU's 21 first-quarter points are its most in any quarter of a game since also tallying 21 on Sept. 22, 2007, in a win at home against Portland State.
- ▶ SDSU added two more rushing touchdowns to its season total, giving them 13 on the campaign ... SDSU has two or more rushing TDs in four straight games for the first time since Oct. 14 to Nov. 4, 1995.
- ▶ SDSU has reached the 400-yard mark in total offense in five consecutive games for the first time since the opening five games of 1996.
- ▶ SDSU had seven offensive plays for 20 or more yards, including four in the first quarter ... On the year, the Aztecs have 27 offensive plays for 20 or more yards and 11 for more than 40 yards.
- ▶ SDSU scored over 40 points in a game for the third time this season. The last time SDSU scored 40 or more points in three games in a single-season was 1996, when it accomplished the feat on six occasions.

PLAYER NOTES

- ▶ **Vincent Brown, Senior WR:** Went over the 2,000-yard mark in career receiving yards on his second-quarter touchdown, becoming just the 12th Aztec to reach the milestone and the first since Jeff Webb in 2005 ... Recorded his first two touchdowns of the season, giving him 15 in his career and moving into 10th in SDSU history ... Reached the 100-yard mark in receiving yardage in a game for the first time in 2010 and the eighth time in his career ... The eight, 100-yard receiving games tie him for 10th-most in SDSU career history ... The 82-yard reception for a TD in the second half is the longest catch of his career (previous 78 yards at UCLA in 2009) and ties as the 13th-longest pass play in school history (longest since 2007).
- ▶ **Ryan Lindley, Junior QB:** Recorded his third 300-yard passing game of the season and fourth in his last five outings ... Has nine career 300-yard passing games, which is fourth most in SDSU history ... Season-high for passing yards in a game ... Moved into fifth in the SDSU career record book with 45 career passing TDs, including six this season ... Tallied three or more passing TDs in a single outing for the sixth time in his Aztec career.
- ▶ **Ronnie Hillman, Freshman RB:** Recorded his first career start tonight ... Has scored a touchdown in all four games this season.
- ▶ **Bryce Quigley, Freshman TE:** Scored his first career touchdown on his first career reception in his second career game ... Second true freshman to score a touchdown for the Aztecs this season (Ronnie Hillman) and third freshman overall (RS frosh Gavin Escobar).
- ▶ **Brian Stahovich, Junior P:** Has eight kicks for more than 50 yards this season and has 33 career, 50+-yard kicks in his career.
- ▶ **Abel Perez, Junior PK:** Has a field goal in every game this season and is a perfect 4-for-4 on attempts of 30 yards or less ... Two field goals in three of four outings this season.

OTHER NOTES

- ▶ Aztec running back Ronnie Hillman becomes the second freshman to log a start this season, joining redshirt frosh tight end Gavin Escobar ... SDSU has had four players start their first career game in 2010 - Hillman, Escobar, running back Davon Brown and defensive back Darryn Lewis.
- ▶ SDSU has scored a touchdown on its first drive of a game for the second consecutive outing ... The team's 4:58 time of possession is its longest on a scoring drive this season (previous 4:38 vs. Nicholls).
- ▶ SDSU wideout Doug Deakin recorded his first career rush on a fake punt in the third quarter, recording a first down on a 13-yard run.
- ▶ SDSU redshirt freshman Nat Berhe recorded his first career interception in the fourth quarter and the Aztecs' third pick in the last two contests.

AMONG THE ELITE

Through last Saturday's games, San Diego State is one of six schools nationally to rank among the top 25 in scoring offense, scoring defense, total offense and total defense. Of the six teams, five are ranked in

the top 10 in the country, with San Diego State the only school not currently in the top 25.

Below is a look at the schools listed in all four categories.

NCAA FBS Schools Ranked In The Top 25 of The Four Major Statistical Categories - Scoring Offense and Defense and Total Offense and Defense (Listed Alphabetically)

AP/USA Today	Team	Scoring Offense	Total Offense	Scoring Defense	Total Defense
1./1.	Alabama	16	20	1	20
4./4.	Boise State	3	4	15	1
7./6.	Nebraska	11	14	7	11
2./2.	Ohio State	8	21	11	5
	► San Diego State	15	7	9	22
5./5.	TCU	10	22	5	3

FAST STARTS

As previously noted, San Diego State is off to its best start since the 2003 season and has matched its best start since a 4-0 opening in 1981. This is just the second time in the last 14 years that San Diego State has won at least three of its first four games.

Overall, this is the 17th time in 42 seasons at the Division I level that the Aztecs have won at least three of their first four games. It is the 12th time SDSU has opened 3-1. Of those previous 11 times, the Aztecs have gone on to post a .500 or better season on 10 occasions and have averaged 7.6 victories.

A victory on Saturday would give the Aztecs their best start in 14 seasons (since 1996) and would match its best start in 35 years. In 42 seasons at the Division I level, an Aztec win would mark the 13th time that San Diego State has won at least four of their first five games. This would be the 10th season with a 4-1 record, all nine previous seasons resulted in a .500 or better record and an average of 8.3 wins per campaign.

San Diego State Best Record After 4 Games

Rk.	Season	4-Game Record	5th Game	Final Record	Note
1.	1981	4-0	L	6-5	Started 4-0; Mirage Bowl
	1975	4-0	W	8-3	Won first eight games; Lost last three
	1972	4-0	L	10-1	Lone loss was 5th game - vs. Houston
	1970	4-0	W	9-2	Opened the season with nine wins
	1969	4-0	W	11-0	First year at Div. I; Finished 18th (UPI)
6.	2010	3-1			
	2003	3-1	L	6-6	Last time SDSU finished .500 or better
	1996	3-1	W	8-3	Finished tied for 2nd in Pac. Div. of WAC
	1993	3-1	L	6-6	Luginbill's final team started 4-2
	1986	3-1	L	8-4	Ended the year No. 25; Holiday Bowl
	1985	3-1	L	5-6-1	Lost to three nationally-ranked teams
	1979	3-1	W	8-3	Beat Miami 31-20 in fifth game
	1977	3-1	W	10-1	Finished the season 16th in AP poll
	1976	3-1	W	10-1	Played eight home games (7-1)
	1974	3-1	W	8-2-1	PCAA Champions under Gilbert
	1973	3-1	W	9-1-1	Won final four games; PCAA title
	1971	3-1	W	6-5	Coryell led Aztecs opened 4-1

PROGRESS AS PROMISED

It is early in the season, but the remarkable progress San Diego State has shown under second-year coach Brady Hoke and his staff is quite evident when looking at the stats.

In addition to posting the first 2-0 start in 16 seasons, and the most dominant opening two games of a campaign since 1969, the Aztecs' progress in the NCAA stats is equally amazing.

The Aztecs are already just one victory shy of matching last season's victory total and currently rank ninth nationally in scoring margin.

At the right is a comparison of the national rankings in major categories from the past three seasons - 2008 (the year prior to Brady Hoke), 2009 (the first year of Hoke and Co.) and this season.

This year, San Diego State ranks among the top 25 of all eight major categories and in the top 25 11 of the 17 main team statistics the NCAA keeps. By comparison, The Aztecs were ranked in the top 61 of just one category last season and in 2008, were in the bottom 15 of six of those same eight categories.

SDSU IN MAJOR NCAA STAT CATEGORIES

Category	2008	2009	2010
Season Record	2-10	4-8	3-1
Rushing Offense	117	116	24
Passing Offense	42	30	13
Total Offense	99	86	7
Scoring Offense	104	85	15
Rushing Defense	118	85	16
Pass Efficiency Defense	112	62	10
Total Defense	113	74	22
Scoring Defense	113	98	9

NCAA FBS Ranking in each category. Red indicates top 25 ranking in category.

SDSU SEASON RECORD BOOK

RUSHING YARDS, FRESHMAN SEASON

Pl. Player, Season	Yards
1. Marshall Faulk, 1991	1,429
2. Lynell Hamilton, 2004	1,087
3. Darrin Wagner, 1989	787
4. Atiyah Henderson, 2006	764
5. Wayne Pittman, 1991	606

Ronnie Hillman, 2010	532

RUSHING YARDS, FIRST 4 GMS. FR. SEASON

Pl. Player, Season	Yards
1. Marshall Faulk, 1991	618
2. Ronnie Hillman, 2010	532
3. Lynell Hamilton, 2004	509

RUSHING YARDS, FIRST 5 GMS. FR. SEASON

Pl. Player, Season	Yards
1. Marshall Faulk, 1991	830
2. Lynell Hamilton, 2004	596

HILLMAN GAME-BY-GAME

2010 SEASON

Opponent	Att.	Yds.	TD
Nicholls State	15	65	1
at New Mexico State	22	150	4
at Missouri	23	228	2
Utah State	23	89	1
at Brigham Young			
Air Force			
at New Mexico			
at Wyoming			
Colorado State			
at TCU			
Utah			
UNLV			

2010 SEASON

Opponent	FD/TD	5+	10+	20+
Nicholls State	6	5	2	0
at New Mexico State	8	10	3	2
at Missouri	3	8	3	2
Utah State	6	7	4	0
at Brigham Young				
Air Force				
at New Mexico				
at Wyoming				
Colorado State				
at TCU				
Utah				
UNLV				

SDSU CAREER RECORD BOOK

PASSING YARDS

Pl. Player, Seasons	Yards
1. Todd Santos, 1984-85-86-87	11,425
2. Billy Blanton, 1993-94-95-96	8,165
3. Kevin O'Connell, 2004-05-06-07	7,689
4. Dan McGwire, 1989-90	7,484
5. Ryan Lindley, 2008-09-10	6,881

ATTEMPTS

Pl. Player, Seasons	Att.
1. Todd Santos, 1984-85-86-87	1,484
2. Kevin O'Connell, 2004-05-06-07	1,151
3. Ryan Lindley, 2008-09-10	1,000
4. Billy Blanton, 1993-94-95-96	920
5. Dan McGwire, 1989-90	889

COMPLETIONS

Pl. Player, Seasons	Comp.
1. Todd Santos, 1984-85-86-87	910
2. Kevin O'Connell, 2004-05-06-07	664
3. Billy Blanton, 1993-94-95-96	588
4. Ryan Lindley, 2008-09	555
5. Dan McGwire, 1989-90	528

PASSING TDs

Pl. Player, Seasons	TDs
1. Todd Santos, 1984-85-86-87	70
2. Billy Blanton, 1993-94-95-96	67
3. Dennis Shaw, 1968-69	58
4. Kevin O'Connell, 2004-05-06-07	46
5. Ryan Lindley, 2008-09	45
David Lowery, 1991-92-93	44
Brian Sipe, 1969-70-71	44
8. Dan McGwire, 1989-90	43
9. Don Horn, 1965-66	39
10. Tim Gutierrez, 1992-93-94	36
Mark Halda, 1977-78-79-80	36

CAREER QB STARTS

Pl. Player, Seasons	Starts
1. Todd Santos, 1984-85-86-87	45
2. Kevin O'Connell, 2004-05-06	33
3. Billy Blanton, 1993-94-95-96	28
4. Ryan Lindley, 2008-09	27
5. David Lowery, 1991-92-93	24

CONSECUTIVE QB STARTS

Pl. Player, Streak	Yards
1. Billy Blanton, Oct. 15, 1994-Nov. 28, 1996	28
2. Dan McGwire, Sept. 2, 1989-Dec. 1, 1990	23
3. Ryan Lindley, Oct. 18, 2008-Present	22
David Lowery, Oct. 5, 1991-Sept. 18, 1993	22
Brian Sipe, Sept. 12, 1970-Dec. 4, 1971	22
6. Dennis Shaw, Sept. 14, 1968-Nov. 29, 1969	20
7. Craig Penrose, Oct. 12, 1974-Nov. 22, 1975	19

CAREER RECEPTIONS

Pl. Player, Seasons	Rec.
1. J.R. Tolver, 1999-00-01-02	262
2. Jeff Webb, 2001-03-04-05	234
3. Will Blackwell, 1994-95-96	197
4. Monty Gilbreath, 1986-87-88-89	187
5. Tim Delaney, 1968-69-70	180
6. Darnay Scott, 1991-92-93	178
7. Vincent Brown, 2007-08-09-10	160
8. Patrick Rowe, 1987-88-90-91	155
9. Gary Garrison, 1964-65	148
10. Az-Zahir Hakim, 1994-95-96-97	147
- DeMarco Sampson, 2005-08-09-10	98

WE HAVE LOCATED THE RUNNING GAME

Brady Hoke and offensive coordinator Al Borges have pledged to have a balanced offensive attack since they arrived on campus. This year, Aztec fans have seen exactly what they meant.

After finishing 105th (2007), 117th (2008) and 116th (2009) in rushing offense the last three seasons, San Diego State has found its running game. Behind an offensive line that returned four starters from a year ago and spent the offseason living in the weight room, and a quartet of running backs, San Diego State has rushed for 854 yards and 13 touchdowns in its first four games of the season.

The Aztecs currently rank 17th nationally in rushing, and the 11 rushing touchdowns are tied for seventh best. San Diego State is averaging 6.7 yards per carry, which is the fourth-highest average in the country.

San Diego State rushed for 200 or more yards in the first three games of the season, marking the first time the Aztecs cleared 200 yards rushing in three consecutive games since 1998.

Other notes on the ground game: San Diego State ranks 24th nationally in rushing offense (213.50), 12th in rushing touchdowns (13) and 10th nationally in rushing yards per carry (5.89)... San Diego State needs just 86 rushing yards to equal its entire 2009 total of 940 yards... As a team, the Aztecs have produced five straight 100-yard rushing games... That is the longest streak since a series of five straight games from Nov. 25, 2006 through Sept. 22, 2007... SDSU has not produced six straight 100-yard rushing games since a string of six straight games (Oct. 30, 2004 through Sept. 10, 2005)... The 13 rushing touchdowns this season equals the total San Diego State produced in the 16 games prior to this season.

SDSU RUSHING

Category	2007	2008	2009	2010
Games	12	12	12	4
Carries	359	284	328	145
Yards	1,247	878	940	854
Touchdowns	19	11	8	13
Yards Per Carry	3.5	3.1	2.9	5.9
Yards Per Game	103.9	73.2	78.3	213.5
National Rank. - Rushing	105	117	116	24

NCAA FBS RUSHING YPC

Rk.	Team	Carries	Yds.	YPC
1.	Michigan	228	1,622	7.11
2.	Nebraska	176	1,237	7.03
3.	Oregon	252	1,655	6.57
4.	Southern California	184	1,172	6.37
5.	Nevada	242	1,519	6.28
6.	Northern Illinois	193	1,208	6.26
7.	Alabama	184	1,149	6.24
8.	Air Force	313	1,868	5.97
9.	Boise State	154	917	5.95
10.	San Diego State	145	854	5.89

MEET RONNIE HILLMAN



True freshman running back Ronnie Hillman has a 228-yard rushing game against 25th-ranked Missouri, two 150-yard rushing games and two Mountain West Conference offensive player of the week honors in his first four games at the collegiate level.

The true freshman has 532 yards rushing and eight touchdowns through the first four games of his career.

Against Missouri, Hillman became the 17th player in school history to record a 200-yard rushing game. With consecutive 100-yard efforts, he is now tied for 26th place in school history with two 100-yard rushing games.

Through four games, Hillman has carried 83 times for 532 yards, an average of 6.4 yards per carry. The freshman already has eight rushing touchdowns, four more than any Aztec player had in 2009.

Among his classmates nationally, Hillman leads all freshmen in rushing yards and is tied for the lead in rushing touchdowns. He is third among the freshman class in yards per carry.

at New Mexico State: Had a game to remember against New Mexico State, carrying 22 times for 150 yards and four second-half touchdowns in just his second college game. He became the 71st player to record a 100-yard rushing game in Aztec history and it was just the 81st time in school history that a player rushed for 150 or more yards.

at No. 25 Missouri: Torched the defense of a top-25 team by rushing for 228 yards and two touchdowns on 23 carries. Produced the longest rush by a player in an NCAA game this season with his 93-yard fourth-quarter touchdown. He also had a 75-yard touchdown run, which currently ranks as the 10th longest rush in an NCAA game this season.

HILLMAN IN NCAA STATS

Category	No.	NCAA Rk.	NCAA Fr. Rk.
Rushing Yards Per Game	133.0	7th	1st
Rushing Touchdowns	8	T-4th	T-1st
Rushing Yards Per Carry	6.41	15th	*3rd

* - min. 50 carries this season and 100 yards per game.

NCAA Leaders - Rushing Touchdowns

Rk.	Name, School	Cl.	Gm	Carries	Net	TDs	Yards Per Game
1.	Bryce Beall, Houston	Jr.	4	62	418	9	104.50
	Colin Kaepernick, Nevada	Sr.	5	69	548	9	109.60
	DeMarco Murray, Oklahoma	Sr.	5	130	551	9	110.20
4.	Ronnie Hillman, San Diego State	Fr.	4	83	532	8	133.00

Others tied: Kendall Hunter (Oklahoma State), Denard Robinson (Michigan), Vai Tava (Nevada) 8

NCAA Freshmen Class Leaders - Rushing Yards

Rk.	Name, School	Gm	Carries	Net	TDs	Yards Per Game
1.	Ronnie Hillman, San Diego State	4	83	532	8	133.00
2.	Taylor Martinez, Nebraska	4	53	496	8	124.00
3.	Le'Veon Bell, Michigan State	5	64	471	7	94.20
4.	Marcus Lattimore, South Carolina	4	67	329	3	82.25
5.	Deantre Lewis, Arizona State	5	49	382	3	76.40

With 532 yards to date, Hillman would need to average 58.5 yards over the remaining nine games to become the third San Diego State freshman to rush for 1,000 yards. Marshall Faulk in 1991 and Lynell Hamilton in 2003 are the only Aztecs to break the 1K yard total in their freshman campaign.

HILLMAN NAMED MWC POW - PART TWO

Following his sensational performance at No. 25 Missouri, San Diego State freshman running back Ronnie Hillman was named the Mountain West Conference co-Offensive Player of the Week. It marked the second consecutive time that Hillman picked up the award and it marked the first occasion an Aztec has done so two weeks in a row in the MWC's 12-year history.

Hillman carried 23 times for 228 yards (9.9 ypc.) and two touchdowns vs. the Tigers, becoming the first SDSU player to run for over 200 yards in a game in seven years. The 228 yards rank fourth nationally in 2010, are an MWC single-game freshman record and are 16th-best in school history.

Each of Hillman's touchdowns on the night came at critical junctures in the game, as he rambled for 75 yards with only nine seconds left until halftime to put the visitors down by only three (17-14) heading into the locker room. His 93-yard TD run in the fourth quarter gave San Diego State its first lead of the night at 21-20, and its first advantage against a ranked opponent since 2005.

Hillman's 93-yard touchdown was the longest rushing play in the nation this season, was third all-time in conference history, ranks No. 2 in school history (longest in Div. I era) and was the best overall by an Aztec since 1952. The 75-yard effort, meanwhile, is tied for 10th in the nation in 2010, and is the 12th-best in the SDSU record book.

Combined with his 22 carries for 150 yards and four touchdowns at New Mexico State the week prior, Hillman became the first Aztec to log back-to-back 100-yard rushing games since Atiyah Henderson in 2006.

Hillman is the first SDSU player to earn conference player-of-the-week honors twice in the same season since punter Michael Hughes in 2007, and is the fifth Aztec overall to do so.

HILLMAN NAMED MWC POW - PART ONE

Ronnie Hillman was named the Mountain West Conference Offensive Player of the Week for his performance in the team's victory at New Mexico State. Hillman became the first Aztec running back to earn the honor since Larry Ned in 2001.

Hillman scored four, second-half touchdowns to lead the Aztecs to a 41-21 victory in Las Cruces, marking the first time since 1994 that SDSU has started a season with a 2-0 record. Hillman first reached the end zone on the team's opening drive of the second half, putting together a spectacular, career-long 44-yard run to move the Aztecs ahead by 13 points at 20-7. He later scored touchdowns on four-, two- and one-yard runs, finishing the night with 22 carries for 150 yards, including 120 yards in the second half, for his first career 100-yard rushing game.

Hillman's four rushing TDs set a MWC freshman single-game record and are the most by a San Diego State player since Ned's four-touchdown performance against Wyoming in 2001. His four scores tie for fifth in school single-game history and tie him for No. 2 in the nation in 2010 in total points in a game. Hillman's 150 yards rushing are the most by a player in the MWC so far this season and rank 24th nationally.

Hillman is the first Aztec freshman to be named a MWC player of the week since Ryan Lindley in 2008, while he is the first ever true SDSU freshman to garner the honor.

OFFENSE QUICK HITS

- ▶ San Diego State has accumulated 400 or more yards of total offense in five consecutive games for the first time since the 1996 season. The Aztecs put together a seven-game stretch with at least 400 yards of total offense to end the 1995 campaign (final two games) and the opening of the 1996 season (first five games).
- ▶ San Diego State has rushed for at least 100 yards in each of its last five games.
- ▶ SDSU has just four turnovers through four games this season. That is tied for the fourth-fewest turnovers in the country this season. San Diego State has been even or ahead in turnover margin in four of the past five games. San Diego State now has one turnover or less in eight of its last 12 games.
- ▶ The Aztecs have allowed only one sack this season. That's tied for third nationally and is even more impressive when you consider the Aztecs have 138 pass attempts this season.
- ▶ San Diego State has thrown just two interceptions this season. That figure is tied for 11th nationally.

SDSU CAREER RECORD BOOK

RECEIVING YARDS

Pl. Player, Seasons	Yards
1. J.R. Tolver, 1999-00-01-02	3,572
2. Damay Scott, 1991-92-93	3,139
3. Will Blackwell, 1994-95-96	2,896
4. Jeff Webb, 2001-03-04-05	2,890
5. Patrick Rowe, 1987-88-90-91	2,678
6. Az Hakim, 1994-95-96-97	2,622
7. Tim Delaney, 1968-69-70	2,535
8. Monty Gilbreath, 1986-87-88-89	2,241
9. Gary Garrison, 1964-65	2,188
10. Vince Warren, 1982-83-84-85	2,134
nr. Vincent Brown, 2007-08-09-10	2,090

RECEIVING TOUCHDOWNS

Pl. Player, Seasons	TDs
1. Tom Reynolds, 1969-70-71	31
2. Gary Garrison, 1964-65	26
3. Will Blackwell, 1994-95-96	25
Damay Scott, 1991-92-93	25
5. Az Hakim, 1994-95-96-97	21
6. Jeff Webb, 2001-03-05-05	20
Tim Delaney, 1968-69-70	20
8. J.R. Tolver, 1999-00-01-02	18
9. Jimmy Raye, 1988-89-90	17
10. Vincent Brown, 2007-08-09-10	15
11. Ronnie Smith, 1976-77	14
Vince Warren, 1982-83-84-85	14
nr. DeMarco Sampson, 2005-08-09-10	11

TOTAL OFFENSE

Pl. Player, Seasons	Total Off.
1. Todd Santos, 1984-85-86-87	10,513
2. Kevin O'Connell, 2004-05-06-07	9,001
3. Billy Blanton, 1993-94-95-96	8,014
4. Dan McGwire, 1989-90	7,087
5. Ryan Lindley, 2008-09-10	6,685
6. David Lowery, 1989-91-92-93	5,930
7. Brian Sipe, 1969-70-71	5,374
8. Dennis Shaw, 1968-69	5,371
9. Adam Hall, 2001-02-03	5,007
10. Matt Kofler, 1980-81	4,691

PUNTING YARDS

Pl. Player, Seasons	Yards
1. Wayne Ross, 1984-85-86-87	10,402
2. Michael Hughes, 2004-05-06-07	9,768
3. Brian Simnjanovski, 1999-00-01-02	7,627
4. Brian Stahovich, 2008-09-10	6,334
5. Mike Jezulin, 1980-81	5,794
6. Don Copeland, 1997-98	5,318
7. Tim Thorn, 1972-73-74	5,157
8. Willie Buchanon, 1970-71	4,751
9. Noel Prefontaine, 1995-96	4,469
10. Joe Santos, 1988-89	4,287

AZTECS IN THE NFL

Player	Pos.	NFL Team
Russell Allen	LB	Jacksonville Jaguars
Antwan Applewhite	LB	San Diego Chargers
Brandyn Dombrowski	OT	San Diego Chargers*
Heath Farwell	LB	Minnesota Vikings
Freddy Keiaho	LB	Jacksonville Jaguars^
Lance Louis	G	Chicago Bears*
Matt McCoy	LB	Seattle Seahawks
Kirk Morrison	LB	Jacksonville Jaguars*
Kevin O'Connell	QB	New York Jets^
Kassim Osgood	WR	Jacksonville Jaguars
Chester Pitts	G	Seattle Seahawks
Chaz Schilens	WR	Oakland Raiders*
Brett Swain	WR	Green Bay Packers
Roberto Wallace	WR	Miami Dolphins

^= injured reserve, *=currently listed as a starter on team depth-chart (via official team website)

2010 HONORARY WARRIORS

Name	Yrs. a SDSU	Game
Marshall Faulk	1991-92-93	Nicholls State
Dennis Shaw	1968-69	Utah State

DEFENSE QUICK HITS

- ▶ The Aztecs have allowed just 15-of-60 third-down conversions to date. At 25.00 percent, San Diego State is tied for fourth nationally in the category, behind Penn State, West Virginia and Rutgers. Opponents are just 5-for-19 converting third downs when rushing the football.
- ▶ Opponents haven't found it any easier on fourth down, going 0-for-4. Nine other schools are tied for first in the nation with the Aztecs, but only two - Colorado and Rutgers - have had more than four tries against them on fourth down.
- ▶ San Diego State ranks sixth nationally in tackles for loss per game at 8.50.
- ▶ San Diego State has had 34 players record a tackle this season and had 24 players see 13 or more defensive snaps in the victory at New Mexico State.

SPECIAL TEAM QUICK HITS

- ▶ Junior Abel Perez recorded six touchbacks in eight kickoffs at New Mexico State and followed that up with four touchbacks in five kickoffs at Missouri. Despite not recording one against Utah State, Perez still has 11 touchbacks on the season, which is nine more than the Aztecs had in all of 2009.
- ▶ Senior Brian Stahovich is averaging 47.4 yards in his 18 punts this season. That average ranks fifth nationally.
- ▶ Perez has kicked seven field goals in the first four games of the season. San Diego State had just 10 field goals during the entire 2009 campaign.
- ▶ The punt coverage team already has a turnover to its credit, with Nat Berhe recovering a fumble against New Mexico State.

THREE AZTECS ON WATCH LISTS

San Diego State placed three student-athletes on preseason national award watch lists in 2010. Senior wide receiver Vincent Brown, senior center Trask Iosefa and senior tight end Alston Umuolo are on the initial short list for their positions' top honor.

Vincent Brown (Rancho Cucamonga, Calif.) is one of 51 candidates for the 2010 Biletnikoff Award, which is given annually to the nation's most outstanding college football wide receiver. Brown was one of 10 semifinalists for the same honor a year ago and is the first Aztec to be nominated for the award twice in his career. The 6-0 wideout entered the upcoming season with 140 career catches for 1,758 yards and 13 touchdowns. In 2009, he had 45 receptions for 778 yards and six touchdowns before suffering a season-ending injury against Colorado State. Despite only playing seven outings, he was still tabbed a second-team all-conference selection.

Trask Iosefa (Ewa Beach, Hawaii) is one of just 37 players to be named to the 2010 Fall Watch List for the Rimington Trophy, awarded annually to the nation's best center. Iosefa entered the 2010 campaign having made 36 consecutive starts, the most on the team. The three-year starter has played in every game since the beginning of the 2008 season. He was also on the Rimington Trophy watch list in 2009.

Alston Umuolo (Phoenix, Ariz.) is one of 32 candidates on the 2010 John Mackey Award Watch List, presented annually to the nation's top tight end. Umuolo, who earned a position on the preseason all-Mountain West Conference team as selected by the media at media day, has established himself as one of the premier tight ends in the nation. Last season, he caught a career-high 22 passes for 243 yards and three touchdowns. In 33 career games, the senior has 42 receptions for 420 yards.

Aztecs on National Watch Lists

Name	Position	Award	Note
Vincent Brown	WR	Biletnikoff	Was one of 10 semifinalists for the honor before getting hurt last season
Trask Iosefa	C	Rimington	Started all 36 games at center since arriving on campus prior to '07 season
Alston Umuolo	TE	Mackey	His 6-4, 255-pound frame make him a blocking force; 22 receptions in '09

AZTECS NAME CAPTAINS

San Diego State head coach Brady Hoke announced that seniors Doug Deakin, Ernie Lawson and Andrew Preston have been named team captains for the upcoming 2010 season. The three were selected in a vote by their teammates in late August.

Deakin, a senior wide receiver from Oak Park, Calif., started his career at San Diego State as a volunteer for the football video staff in 2006. He earned a spot on the roster the following season on the defensive scout team. In 2008, he switched positions to wide receiver and last season saw action in 11 games, mostly on special teams. He earned the 2008 President's Award for Highest Standards of Academic and Athletic Excellence, has been recognized as a SDSU Scholar-Athlete and was a 2009 nominee for the College Football Rudy Awards, honoring the student-athletes who demonstrate excellent character, contribution and commitment as members of their collegiate football teams.

Lawson, a senior defensive end from Vallejo, Calif., has played in 30 career games and made 17 career starts in his three seasons as a member of the Aztecs. He set career highs last season, with 22 tackles, 6 1/2 tackles for loss, two sacks and a fumble recovery. He has 49 career stops and has started 12 consecutive games for San Diego State. This summer, Lawson has moved from defensive tackle to defensive end, and earned preseason all-Mountain West Conference honors by Phil Steele Magazine. Lawson is also a San Diego State scholar-athlete.

Preston, a senior Aztec back from Centennial, Colo., has moved from an outside linebacker position last season to the feature spot in defensive coordinator Rocky Long's defense. Preston has played in 35 games in three seasons, including 29 consecutive contests. He has 200 career stops, the most of any active player. Five times in his career Preston has recorded double-figure tackle totals, including a career-best 18 stops against Air Force on Oct. 11, 2008. Despite the off-season position change, Preston still earned preseason all-conference accolades by Phil Steele Magazine.



BRADY HOKE

Won a national championship as an assistant coach at Michigan in 1997

Delivered the Top 10 list on the Late Show with David Letterman on Dec. 8, 2008

Makes homemade pizza every Thursday night during the season, a tradition that dates back to his days as high school coach in Ohio

AT SAN DIEGO STATE:

- ▶ Became San Diego State's 17th head football coach on Dec. 16, 2008.
- ▶ Of the 22 new head coaches in 2009, he was the only one to receive multiple votes for Associated Press coach of the year in 2008.
- ▶ He is one of 12 current head coaches who also serves as a position coach.
- ▶ One of three first-year coaches in 2009 who doubled his schools' win total from the previous season.

AT BALL STATE:

- ▶ Guided Ball State to a 12-1 record and an appearance in the GMAC Bowl in 2008. The Cardinals were one of 10 finalists for the 2008 Liberty Mutual National Coach of the Year award.
- ▶ Was named Mid-American Coach of the Year in 2008 and American Football Coaches Association Football Bowl Subdivision Region 3 Coach of the Year.
- ▶ Served as head coach at Ball State University in Muncie, Ind., for the last six seasons, leading the Cardinals to a pair of bowl game appearances.
- ▶ In his sixth and final year as head coach of the Cardinals, Hoke guided Ball State to its best season in program history, recording a school-record 12 wins and completing an undefeated Mid-American Conference regular-season campaign with an 8-0 mark in 2008.
- ▶ Ball State made its' first-ever appearance in the national polls a year ago, ranking as high as 12th by the Associated Press and 13th in the *USA Today* Coaches poll.
- ▶ Hoke led the Cardinals to back-to-back bowl game appearances (2007-08), the first time the feat has happened in school history. The 2008 team, which also advanced to its first MAC championship contest, earned an invitation to the GMAC Bowl in Alabama in early January.
- ▶ Ball State won its 12 games by an average of 21 points and scored a school-record 476 points, including a program-best 62 touchdowns with Hoke at the helm.
- ▶ A year ago, the Cardinals were 11th in the nation in total offense, averaging just over 450 yards per contest. They were also fifth in sacks allowed (0.92), sixth in passing efficiency (164.4) and first in fewest penalties per game (2.77) through their first 13 games.
- ▶ In 2007, Ball State made its first bowl game appearance in 11 years, earning a bid to the International Bowl in Toronto as MAC co-west division champions. The Cardinals finished with a 7-6 overall record, including a 5-2 mark in conference action, and had four players earn first-team all-league accolades.

PLAYING EXPERIENCE:

- ▶ Hoke was a defensive standout for Ball State as a student-athlete, lettering four times from 1977-80, and serving as team captain as a senior.
- ▶ His junior campaign, Hoke posted 95 tackles and as a senior, he had a team-best 150 stops to rank sixth in the MAC and garner second-team all-league honors.
- ▶ As a sophomore, he ranked third on the team in tackles and helped the Cardinals to the 1978 MAC championship with an 8-0 record, the only other time Ball State finished a league campaign undefeated prior to 2008.
- ▶ Hoke earned his bachelor's degree in criminal justice from Ball State in 1982.

PERSONAL:

- ▶ Hoke is married to the former Laura Homberger and the couple has a daughter, Kelly. His brother, Jon, was an assistant coach at San Diego State from 1987-88 under Denny Stolz, and is currently the defensive backs coach with the Chicago Bears.

■ Brady Hoke Head Coaching Record

Year	Record	League	Finish	Home	Away	Neutral	Bowl Game
2003	Ball State	4-8	3-5	5th	3-3	1-5	0-0
2004	Ball State	2-9	2-6	6th	2-3	0-6	0-0
2005	Ball State	4-7	4-4	5th	1-3	3-4	0-0
2006	Ball State	5-7	5-3	T-3rd	2-4	3-3	0-0
2007	Ball State	7-6	5-2	T-1st	3-2	4-3	0-1 International Bowl, Rutgers (L, 30-52)
2008	Ball State	12-1	8-0	1st	6-0	6-0	0-1 GMAC Bowl (Did not coach in bowl game.)
2009	San Diego State	4-8	2-6		3-3	1-5	0-0
2010	San Diego State	3-1			2-0	1-1	0-0
Totals		41-47	29-26		22-18	19-27	0-2

HOKE SITUATIONAL RECORD

Overall	41-47
at San Diego State	7-9
at Ball State	34-38
Home	22-18
San Diego	5-3
Muncie, Ind.	17-15
Road	19-27
at San Diego State	2-6
Neutral	0-2
Scoring 41+ Points	15-0
Scoring 20+ Points	40-27
Allowing 20- Points	27-3
Conference Games	29-26
Home	15-13
MWC Games	2-6
Home	1-3
3-Point or Closer	6-5
7-Point or Closer	12-11

HEAD COACHES/POSITION COACHES

12 Total

Arkansas State	Steve Roberts	Sp. Tms.
Ball State	Stan Parrish	QB
Brigham Young	Bronco Mendenhall	DT
UConn	Randy Edsall	S
Kent State	Doug Martin	QB
Louisiana	Rickey Bustle	PK, LS, PR
Louisiana-Monroe	Todd Berry	QB
Nevada	Chris Ault	QB
San Diego State	Brady Hoke	DL
Tulsa	Todd Graham	S
Utah State	Gary Andersen	DT
Virginia Tech	Frank Beamer	K

AZTEC COACHING STAFF



Brady Hoke

FIELD

Head Coach, 2nd Year (Ball State '82)

- ▶ Doubled SDSU's win total from the year before in his first season on The Mesa.
- ▶ One of 10 finalists for the 2008 Liberty Mutual National Coach of the Year award in his final year at Ball State.

▶ Ball State made its' first-ever appearance in the national polls a year ago, ranking as high as 12th by the Associated Press and 13th in the USA Today Coaches poll.



Al Borges

BOX

Off. Coordinator, 2nd Year (Chico St. '81)

- ▶ Al Borges has 23 years of service as an offensive coordinator at the NCAA level.
- ▶ Borges helped Auburn compile a four-year record of 41-9 and post a 2-1 record in bowl games. He was tabbed the Offensive Coordinator of the Year by Rivals.com in 2005.

▶ While at UCLA from 1996-2000, Borges was twice a finalist for the Frank Boyles Assistant Coach of the Year award.



Rocky Long

FIELD

Def. Coordinator, 2nd Year (New Mexico '74)

- ▶ Came to SDSU in December of 2008, after serving as head coach at New Mexico for the last 11 years.
- ▶ Amassed the most victories of any Mountain West Conference head coach in the league's history. Was tabbed the league's coach of the year in 2002.

▶ While at New Mexico, he coached 12 players selected in the NFL Draft, 10 players who earned All-America honors since 2001 and had a MWC-high 34 first-team all-conference selections since 2003.



Jeff Hecklinski

BOX

Asst. HC/RBs, 2nd Year (W. Illinois '97)

- ▶ The Western Illinois graduate joined Aztec head coach Brady Hoke at Ball State in 2004 as the team's receivers coach, before taking on added duties with recruiting in 2008.

▶ Before moving to Ball State, was the quarterbacks coach and passing game coordinator at Arizona in 2003.

▶ Standout quarterback at Western Illinois, throwing for over 5,980 yards to rank second in the school's career record book.



Dan Ferrigno

FIELD

TEs/Special Teams, 2nd Year (SF St. '77)

- ▶ Has spent 22 seasons as an assistant coach in the Pac-10 Conference at Cal, Oregon, Oregon State and USC.
- ▶ Most recently, returned to Cal for his third stint in Berkeley to coach the Golden Bear wide receivers in '06-07.

▶ Was on staff with Brady Hoke and Rocky Long at Oregon State.
▶ Spent nine seasons with the Beavers, tutoring the running backs, defensive backs, linebackers and special teams.



Darrell Funk

FIELD

Offensive Line, 2nd Year (CSU '88, Illinois '90)

- ▶ A graduate of CSU and former assistant at his alma mater from '03-07, coaching the Aztecs' offensive line after spending 2008 as Ball State's offensive line coach.
- ▶ The Fort Collins, Colo., native spent five seasons at CSU under head coach Sonny Lubick.

▶ Three-year starter at CSU from '83-86, playing on both the offensive and defensive line and at tight end.



LeCharls McDaniel

FIELD

Wide Receivers, 10th Year (Cal Poly '81)

- ▶ In his third stint at SDSU, having coached the wide receivers (2002 and 2006), running backs (2005) and secondary/special teams ('94-96).

▶ Has also coached at Oregon State (STs/TEs), Cal (STs), Washington Redskins (STs), Phoenix Cardinals (WRs), Cal Poly (Sec/STs), San Diego Chargers (Asst. STs) and Hartnell College (Sec).

▶ Honorable mention All-American as a senior cornerback in 1980.



Brian Sipe

FIELD

Quarterbacks, 2nd Year (San Diego State)

- ▶ Played for legendary SDSU coach Don Coryell and was the Aztecs' leading passer in '70 and '71. In '70, he directed SDSU to a 9-2 record as the Aztecs spent eight weeks ranked among the nation's top 20.

▶ As a junior, he was an honorable mention All-American by the AP after throwing for 2,618 yards and 23 TDs.

▶ In 1980, he earned league MVP honors and was named first-team all-pro, leading the Browns to an 11-5 record.



Mark Smith

FIELD

LBs, 2nd Year (Purdue '79, Bowling Green '83)

- ▶ Spent the last seven seasons as Brady Hoke's defensive coordinator and linebackers coach at Ball State.
- ▶ Has been a defensive coordinator on the collegiate level for 10 years overall.

▶ Before moving to Muncie, Smith was an assistant coach at Indiana State for 15 years, including the last two as defensive coordinator of the Sycamores, where he helped tutor six All-Americans including NFL Draft pick Dan Brandenburg.



Tony White

BOX

Cornerbacks, 2nd Year (UCLA '02)

- ▶ Came to San Diego State after spending 2008 alongside current Aztec defensive coordinator Rocky Long at New Mexico. White was in charge of the Lobos' linebackers.

▶ In 2008, White coached two honorable mention all-conference linebackers in Zach Arnett and Herbert Felder.

▶ Was a three-year starter and four-year letterman at outside linebacker for UCLA from 1997-2000.

SAN DIEGO STATE ROSTER**Alphabetical**

No.	Name	Pos.
26	Andrews, Marcus	DB
44	Andrews, Rob	LB
49	Autele, J.J.	DL
54	Barksdale, Demetrius	LB
92	Beed, Everett	DL
86	• Ben-Ron, Jesse	DL
20	Berhe, Nat	DB
12	• Bernards, Jake	QB
58	Brewer, Aaron	LS
30	Brown, Davon	RB
80	Brown, Vincent	WR
9	Burris, Miles	LB
16	Clark, Ryne	QB
67	Corbett, Garrett	OL
11	Davis, Brandon	DB
17	Deakin, Doug	WR
84	Denso, Dylan	WR
64	Dilley, Zach	OL
13	• Dingwell, Adam	QB
60	Draheim, Tommie	QB
46	Driver, Jacob	LB
68	Embernate, Nik	OL
88	Escobar, Gavin	TE
73	Farr, Kellen	OL
63	Feaster, Andrew	LB
56	Fely, Jake	LB
19	Forni, Chris	WR
98	Galea, Cody	DL
96	Galea, Kenneth	DL
66	Gauld, Riley	OL
57	Gavert, Josh	LB
45	Ghandour, John	TE
93	Gibbs, Larry	DL
50	• Gordert, Chris	DL
65	Gordon, Japheth	OL
75	Grassilli, Leo	OL
21	• Gregorio, Robert	WR
79	Gunther, Kurtis	OL
37	Harris, Vaness	LB
43	• Heers, Brice	FB
5	Hemmings, Dey Juan	DB
89	Hewitt, Hunter	TE
13	• Hillman, Ronnie	RB
35	Holder, King	DB
4	Horn, Romeo	DB
50	• Iosefa, Trask	OL
95	Jackson, Perry	DL
71	Johnson, Alec	OL
81	Jones, Marven	WR
34	• Kazee, Walter	RB
21	• Keels, Mahbu	DB
31	Ketchum, Logan	LB
62	Koletsky, Brandon	LS
40	• Lamar, David	WR
99	Lawson, Ernie	DL
6	Lemon, Gabe	DB
3	Lewis, Darryn	DB
14	• Lindley, Ryan	QB
24	Lockett, Colin	DB
94	Long, Jerome	DL
7	• Mack, Derek	DB
74	Matamua, Mike	OL
2	McFadden, Leon	DB
32	Miller, Anthony	RB
51	Miller, Jimmy	OL
18	• Morrison, Colton	QB
48	Moses, Eron	DL
39	• Muema, Adam	RB

Numerical

No.	Name	Pos.	Ht.	Wt.	Yr.	Exp.	Hometown (High School/College)
1	DeMarco Sampson	WR	6-2	205	Sr.	3L	Chula Vista, Calif. (Castle Park High)
2	Leon McFadden	DB	5-10	180	So.	1L	Inglewood, Calif. (St. John Bosco High)
3	Darryn Lewis	DB	5-9	170	Sr.	2L	Elk Grove, Calif. (Franklin High)
4	Romeo Horn	DB	6-0	185	Jr.	2L	Fresno, Calif. (Edison High)
5	Dey Juan Hemmings	DB	5-11	205	Sr.	3L	San Bernardino, Calif. (Rialto High)
6	Gabe Lemon	DB	5-10	190	Fr.	RS	Mission Viejo, Calif. (Lutheran High)
7	Derek Mack	DB	5-7	160	So.	SQ	Spring Valley, Calif. (Otay Ranch High)
7	Alston Umuolo	TE	6-4	255	Sr.	3L	Phoenix, Ariz. (Centennial High)
9	Miles Burris	LB	6-3	235	Jr.	2L	Granite Bay, Calif. (Granite Bay High)
10	Josh O'Brien	TE	6-4	230	Sr.	SQ	Del Mar, Calif. (Santa Fe Christian High)
11	Brandon Davis	DB	6-2	190	Jr.	2L	Oakland, Calif. (Castlemont High)
12	Jake Bernards	QB	6-5	210	Fr.	RS	Valencia, Calif. (West Ranch High)
12	Josh Wade	DB	6-0	180	So.	1L	San Diego, Calif. (Point Loma High)
13	Adam Dingwell	QB	6-4	195	Fr.	HS	Rockwall, Texas (Rockwall High)
13	Ronnie Hillman	RB	5-10	185	Fr.	HS	La Habra, Calif. (La Habra High)
14	Ryan Lindley	QB	6-4	220	Jr.	2L	Alpine, Calif. (El Capitan High)
14	Brian Stahovich	P	6-0	190	Jr.	2L	Solana Beach, Calif. (Cathedral Catholic High)
15	Jose Perez	DB	6-1	180	Sr.	2L	Oceanside, Calif. (Oceanside High)
16	Ryne Clark	QB	6-2	205	Fr.	RS	Palm Desert, Calif. (Palm Desert High)
17	Doug Deakin	WR	6-0	185	Sr.	1L	Oak Park, Calif. (Oak Park High)
18	Colton Morrison	QB	6-5	210	Fr.	HS	Oceanside, Calif. (El Camino High)
18	Dominique Sandifer	WR	6-0	190	So.	1L	Gardena, Calif. (Beverly Hills High)
19	Chris Forni	WR	6-3	190	Jr.	TR	Petaluma, Calif. (Casa Grande High/San Francisco CC)
20	Nat Berhe	DB	5-10	185	Fr.	RS	Colton, Calif. (Colton High)
21	Robert Gregorio	WR	5-10	170	So.	SQ	Rolling Hills, Calif. (Palos Verdes High)
21	Mahbu Keels	DB	6-1	170	Fr.	HS	San Diego, Calif. (Mission Bay High)
22	Andrew Preston	DB	6-1	210	Sr.	3L	Centennial, Colo. (Arapahoe High)
23	Brandon Sullivan	RB	5-11	215	Sr.	3L	Poway, Calif. (Poway High)
24	Colin Lockett	DB	6-0	185	Fr.	RS	Diamond Bar, Calif. (Diamond Bar High)
26	Marcus Andrews	DB	6-0	190	Fr.	RS	Los Angeles, Calif. (Crenshaw High)
27	Eric Pinkins	DB	6-3	200	So.	1L	Sacramento, Calif. (Inderkum High)
29	Larry Parker	DB	5-11	170	Jr.	1L	San Diego, Calif. (St. Augustine High/Grossmont JC)
29	Bryan Shields	K	6-1	195	Sr.	SQ	Bonita, Calif. (Bonita Vista High/Utah State)
30	Davon Brown	RB	5-9	190	Sr.	3L	Torrance, Calif. (South High)
31	Logan Ketchum	LB	6-3	220	Jr.	1L	Oak Park, Calif. (Oak Park High)
32	Anthony Miller	RB	6-0	225	So.	1L	Dallas, Texas (Carter High)
33	Colin Shumate	LB	6-2	220	So.	SQ	Las Vegas, Nev. (Las Vegas High)
34	Walter Kazee	RB	5-9	180	So.	1L	San Bernardino, Calif. (Cajon High)
34	J.J. Whittaker	DB	5-10	175	Fr.	HS	Oceanside, Calif. (Oceanside High)
35	King Holder	DB	5-10	170	Fr.	HS	Oceanside, Calif. (Oceanside High)
36	Nick Tenhaeff	LB	6-2	210	Fr.	RS	Atascadero, Calif. (Atascadero High)
37	Vaness Harris	LB	6-2	245	Fr.	RS	Los Angeles, Calif. (Dorsey High)
38	Abel Perez	K	6-1	225	Jr.	TR	Chula Vista, Calif. (Castle Park High/Southwestern College)
39	Adam Muema	RB	5-10	205	Fr.	HS	Covina, Calif. (Charter Oak High)
39	Rene Siluano	DB	5-10	190	Fr.	HS	Oceanside, Calif. (Oceanside High)
40	David Lamar	WR	6-2	170	Fr.	HS	San Diego, Calif. (Madison High)
40	Chad Young	FB	5-11	240	Fr.	RS	La Verne, Calif. (Glendora High)
41	Marcus Russell	WR	5-11	190	Jr.	TR	Fresno, Calif. (Buchanan High/Fresno City College)
41	Khalid Stevens	DB	5-11	195	So.	SQ	Pacific Palisades, Calif. (Palisades High)
42	Brandon Turner	WR	6-3	195	Fr.	HS	Orange, Calif. (Orange Lutheran High)
43	Brice Heers	FB	5-11	215	Fr.	RS	Encinitas, Calif. (Santa Fe Christian High)
43	Ross Williams	DB	6-3	210	So.	SQ	Rancho Santa Margarita, Calif. (Mission Viejo High)
44	Rob Andrews	LB	6-2	220	So.	1L	Pleasanton, Calif. (Foothill High)
45	John Ghandour	TE	6-4	245	Fr.	HS	La Habra, Calif. (La Habra High)
46	Jacob Driver	LB	6-2	205	Fr.	RS	Carlsbad, Calif. (La Costa Canyon High)
47	Jacob Tauanuu	DL	6-1	260	Sr.	1L	San Diego, Calif. (Helix High/UAB)
48	Eron Moses	DL	6-4	250	Jr.	SQ	Yorba Linda, Calif. (Esperanza High)
49	J.J. Autele	DL	6-1	250	Jr.	1L	Waipahu, Hawaii (Punahou High)
50	Chris Gordert	LB	6-0	230	So.	SQ	Honolulu, Hawaii (Mira Mesa High (Calif.))
50	Trask Iosefa	OL	6-0	300	Sr.	3L	Ewa Beach, Hawaii (Punahou High)
51	Jimmy Miller	OL	6-3	290	So.	SQ	Denver, Colo. (J.K. Mullen High)
52	Marcus Yarbrough	LB	6-2	230	Sr.	3L	San Diego, Calif. (Eastlake High)
53	Emilio Rivera	OL	6-4	305	Jr.	2L	Sylmar, Calif. (Sylmar High)
54	Demetrius Barksdale	LB	6-3	210	Jr.	1L	San Diego, Calif. (University City High)
55	Neil Spencer	DL	6-2	280	Jr.	1L	Las Vegas, Nev. (Cimarron-Memorial High)
56	Jake Fely	LB	5-10	205	Fr.	HS	Oceanside, Calif. (Oceanside High)
57	Josh Gavert	LB	6-2	190	Fr.	HS	Lakewood, Calif. (Mayfair High)
58	Aaron Brewer	LS	6-5	215	Jr.	2L	Fullerton, Calif. (Troy High)

Numerical

No.	Name	Pos.	Ht.	Wt.	Yr.	Exp.	Hometown (High School/College)
59	Jordan Thomas	DL	6-1	240	Fr.	HS	Redlands, Calif. (Redlands High)
60	Tommie Draheim	OL	6-4	300	Jr.	1L	Lakeside, Calif. (El Capitan High)
62	Brandon Koletsky	LS	6-2	220	Fr.	HS	Encino, Calif. (Campbell Hall High)
63	Andrew Feaster	LB	6-0	195	So.	TR	Chula Vista, Calif. (Eastlake High/Southwestern College)
64	Zack Dilley	OL	6-5	280	Fr.	HS	Menifee, Calif. (Paloma Valley High)
65	Japheth Gordon	OL	6-3	285	Fr.	RS	Canyon Country, Calif. (Canyon High)
66	Riley Gauld	OL	6-5	300	Jr.	TR	Santa Maria, Calif. (Santa Ynez High/Allan Hancock College)
67	Garrett Corbett	OL	6-5	270	Fr.	HS	Sparks, Nev. (Reed High)
68	Nik Embernate	OL	6-4	305	So.	1L	Yucaipa, Calif. (Yucaipa High)
70	Juan Roman	OL	6-3	280	Fr.	RS	San Diego, Calif. (Serra High)
71	Alec Johnson	OL	6-3	295	So.	SQ	Denver, Colo. (J.K. Mullen High)
72	Tom Rische	OL	6-4	305	Sr.	SQ	Fresno, Calif. (Bullard High)
73	Kellen Farr	OL	6-7	300	Jr.	1L	Mesa, Ariz. (Red Mountain High)
74	Mike Matamua	OL	6-4	300	Jr.	1L	Kapolei, Hawaii (Kapolei High)
75	Leo Grassilli	OL	6-3	290	Jr.	SQ	Woodbridge, Va. (Hylton High)
79	Kurtis Gunther	OL	6-8	290	Jr.	1L	Camarillo, Calif. (Adolfo Camarillo High)
80	Vincent Brown	WR	6-0	195	Sr.	3L	Rancho Cucamonga, Calif. (Rancho Cucamonga High)
81	Marven Jones	WR	6-4	205	Fr.	RS	San Diego, Calif. (Kearny High)
82	Jay Waddell	WR	6-0	175	Fr.	HS	Hesperia, Calif. (Hesperia High)
83	Osmond Nicholas	WR	6-3	210	Fr.	RS	Oceanside, Calif. (Oceanside High)
84	Dylan Denso	WR	6-2	205	Fr.	RS	Dana Point, Calif. (Dana Hills High)
85	D.J. Shields	TE	6-4	240	So.	1L	Bonita, Calif. (Bonita Vista High)
86	Jesse Ben-Ron	DL	6-3	245	Fr.	RS	Anaheim, Calif. (Loara High)
86	Ezell Ruffin	WR	6-1	190	Fr.	HS	Long Beach, Calif. (Woodrow Wilson High)
87	Bryce Quigley	TE	6-5	240	Fr.	HS	Apple Valley, Calif. (Granite Hills High)
88	Gavin Escobar	TE	6-6	245	Fr.	RS	Rancho Santa Margarita, Calif. (Santa Margarita Catholic High)
89	Hunter Hewitt	TE	6-5	245	So.	1L	Lafayette, Calif. (Acalanes High)
90	B.J. Williams	DL	6-3	250	Sr.	3L	Aurora, Colo. (Eaglecrest High)
91	Frederick Trujillo	DL	6-1	225	So.	SQ	Albuquerque, N.M. (Highland High)
92	Everett Beed	DL	6-3	225	Fr.	HS	Phelan, Calif. (Serrano High)
93	Larry Gibbs	DL	6-0	245	Jr.	SQ	Riverside, Calif. (Riverside Ramona High)
94	Jerome Long	DL	6-5	280	Jr.	2L	Los Osos, Calif. (Morro Bay High)
95	Perry Jackson	DL	6-2	245	Jr.	TR	Roseville, Calif. (Laguna Creek High/Sierra JC)
96	Kenneth Galea'i	DL	6-1	280	Fr.	HS	Oceanside, Calif. (Oceanside High)
97	Dontrell Onuahu	DL	6-2	285	Fr.	HS	La Quinta, Calif. (La Quinta High)
98	Cody Galea	DL	6-3	240	Fr.	HS	Elk Grove, Calif. (Franklin High)
99	Ernie Lawson	DL	6-3	275	Sr.	3L	Vallejo, Calif. (St. Patrick-St. Vincent High)

Alphabetical

No.	Name	Pos.
83	Nicholas, Osmond	WR
10	O'Brien, Josh	TE
97	Onuahu, Dontrell	DL
29	♦ Parker, Larry	DB
38	Perez, Abel	K
15	Perez, Jose	DB
27	Pinkins, Eric	DB
22	Preston, Andrew	DB
87	Quigley, Bryce	TE
72	Rische, Tom	OL
53	Rivera, Emilio	OL
70	Roman, Juan	OL
86	♦ Ruffin, Ezell	WR
41	♦ Russell, Marcus	WR
1	Sampson, DeMarco	WR
18	♦ Sandifer, Dominique	WR
29	♦ Shields, Bryan	K
85	Shields, D.J.	TE
33	Shumate, Colin	LB
39	♦ Siluano, Rene	DB
55	Spencer, Neil	DL
14	♦ Stahovich, Brian	P
41	♦ Stevens, Khalid	DB
23	Sullivan, Brandon	RB
47	Tauanuu, Jacob	DL
36	Tenhaeff, Nick	LB
59	Thomas, Jordan	DL
91	Trujillo, Frederick	DL
42	Turner, Brandon	WR
7	♦ Umuolo, Alston	TE
82	Waddell, Jay	WR
12	♦ Wade, Josh	DB
34	♦ Whittaker, J.J.	DB
90	Williams, B.J.	DL
43	♦ Williams, Ross	DB
52	Yarbrough, Marcus	LB
40	♦ Young, Chad	FB

♦ - Duplicate Number

The Coaching Staff

Brady Hoke (Ball State '82) Head Coach/Defensive Line, 2nd season; **Al Borges** (Chico State '81) Offensive Coordinator, 2nd season; **Rocky Long** (New Mexico '74), Defensive Coordinator, 2nd season; **Jeff Hecklinski** (Western Illinois '97) Assistant Head Coach/Running Backs/Recruiting Coordinator, 2nd season; **Dan Ferrigno** (San Francisco State '75) Tight Ends/Special Teams, 2nd season; **Darrell Funk** (Colorado State '88) Offensive Line, 2nd season; **LeCharis McDaniel** (Cal Poly '81) Wide Receivers, 10th season; **Brian Sipe** (San Diego State) Quarterbacks, 2nd season; **Mark Smith** (Purdue '79) Linebackers, 2nd season; **Tony White** (UCLA '02) Cornerbacks, 2nd season; **Bob Lopez** (Illinois State '77) Director of Football Operations, 3rd season.

Pronunciation Guide

J.J. Autele	all-tell-EE	Japheth Gordon	JAW-phet (like prophet)	Brian Stahovich	stuh-HOV-itch
Nat Berhe	nat bur-HEY	Trask Iosefa	i-o-SEF-uh	Khalid Stevens	kuh-LEAD
Davon Brown	duh-VAUGHN	Walter Kazee	KAY-zee	Nick Tenhaeff	ten-OFF
Doug Deakin	DEE-kin	Mahbu Keels	Keels (like heels)	Alston Umuolo	ALL-stun OO-moo-o-low
Tommie Draheim	DRAY-hime	Mike Matamua	mah-tah-MOO-uh	Marcus Yarbrough	yar-BRO
Jake Fely	FEE-lee	Eron Moses	Aaron		
Cody Galea	go-LAY-uh	Adam Muema	MOO-emma		
Kenneth Galea'i	nah-LEE-ah-E	Dontrell Onuahu	on-nuh-HO		
Josh Gavert	GAV-ert	Tom Rische	rish-EE		
Chris Gordert	GORE-der	Ezell Ruffin	EE-zell		
Leo Grassilli	gruh-SILL-ee	DeMarco Sampson	duh-MARK-o		
Robert Gregorio	greh-gore-EE-o	Rene Siluano	See-lou-ah-no		

SAN DIEGO STATE UPDATED BIOS



► #26 MARCUS ANDREWS

DB, 6-0, 190, Fr.-RS
Los Angeles, Calif. (Crenshaw HS)

■ **2010:** Played his first career game against Nicholls, posting two solo tackles and a pass break up as a reserve ... Had another PBU in the win over New Mexico State ... Three tackles and his third pass break-up of the year at No. 25 Missouri ... Three stops for the second game in a row against Utah State.

■ ANDREWS' CAREER STATISTICS

Career Statistics	G	UA-AT-TT	TFL-Yds.	Sacks	Int.	PBU	FF	FR
2010	4	4-5-9	0-0	0-0	0-0	3	0	0

Career/2010 Highs: Tackles: 3 vs. Utah St. (9/25/10); at Missouri (9/18/10); PBU: 1, three times.



► #44 ROB ANDREWS

LB, 6-2, 220, So.-1L
Pleasanton, Calif. (Foothill HS)

■ **2010:** Recorded three stops in the opener against Nicholls ... Followed that performance up with five tackles and his first TFL against New Mexico State ... Played, but did not make a stop at No. 25 Missouri ... Two tackles in the win over Utah State.

■ R. ANDREWS' CAREER STATISTICS

Career Statistics	G	UA-AT-TT	TFL-Yds.	Sacks	Int.	PBU	FF	FR
2009	5	1-1-2	0.0-0	0-0	0-0	0	0	0
2010	4	6-4-10	0.5-2	0-0	0-0	0	0	0
Totals	9	7-5-12	0.5-2	0-0	0-0	0	0	0

Career/2010 Highs: Tackles: 5 at NMSU (9/11/10); TFL: 0.5 at NMSU (9/11/10).



► #49 J.J. AUTELE

DL, 6-1, 250, Jr.-1L
Waipahu, Hawaii (Punahou HS)

■ **2010:** Was a reserve in the season-opener vs. Nicholls, but did not tally any tackles ... First stops of the year with two in the win at NMSU, also logging a tackle for a loss of a yard ... Combined with Logan Ketchum for the first sack of his career at No. 25 Missouri ... Played but did not a stop against Utah State.

■ AUTELE'S CAREER STATISTICS

Career Statistics	G	UA-AT-TT	TFL-Yds.	Sacks	Int.	PBU	FF	FR
2008	4	2-1-3	0-0	0-0	0-0	0	0	0
2009	11	7-5-12	1.0-4	0-0	0-0	0	0	0
2010	4	1-2-3	1.5-1	0.5-0	0-0	0	0	0
Totals	19	10-8-18	1.5-4	0.5-0	0-0	0	0	0

Career Highs: Tackles: 3 at UNLV (11/28/09); TFL: 1.0 at NMSU (9/11/10), vs. TCU (11/7/09); Sacks: 0.5 at Missouri (9/18/10).

2010 Highs: Tackles: 2 at NMSU (9/11/10); TFL: 1.0 at NMSU (9/11/10); Sacks: 0.5 at Missouri (9/18/10).



► #54 DEMETRIUS BARKSDALE

LB, 6-3, 210, Jr.-1L
San Diego, Calif. (University City HS)

■ **2010:** Recovered his second career fumble in the opener with Nicholls, while also contributing two tackles and a pass break-up ... One assisted stop in the win at NMSU and two tackles against No. 25 Missouri ... Best game of this career thus far with six tackles, highlighted by his first sack for a loss of 14 yards, in the victory vs. Utah State.

■ BARKSDALE'S CAREER STATISTICS

Career Statistics	G	UA-AT-TT	TFL-Yds.	Sacks	Int.	PBU	FF	FR
2009	11	8-3-11	1.0-7	0-0	0-0	0	0	1-0
2010	4	7-4-11	1.0-14	1.0-14	0-0	1	0	1-0
Totals	15	15-7-22	2.0-21	1.0-14	0-0	1	0	2-0

Career Highs: Tackles: 6 vs. Utah St. (9/25/10); TFL: 1.0 vs. Utah St. (9/25/10), vs. New Mexico (10/31/09); Sacks: 1.0 vs. Utah St. (9/25/10); PBU: 1 vs. Nicholls (9/4/10); FR: 1 vs. Nicholls (9/4/10), vs. New Mexico St. (10/3/09).

2010 Highs: Tackles: 6 vs. Utah St. (9/25/10); TFL: 1.0 vs. Utah St. (9/25/10); Sacks: 1.0 vs. Utah St. (9/25/10); PBU: 1 vs. Nicholls (9/4/10); FR: 1 vs. Nicholls (9/4/10).



► #12 JAKE BERNARDS

QB, 6-5, 210, Fr.-RS
Valencia, Calif. (West Ranch HS)

■ **2010:** Made his first collegiate appearance in the fourth quarter against Nicholls, completing his only pass attempt for 10 yards ... Did not play at NMSU, Missouri or Utah State.

■ BERNARDS' CAREER STATISTICS

Career Statistics	G	Att.	Com.	INT	Yds.	TDs	Eff.	Tot. Off.
2010	1	1	1	0	10	0	184.00	10

Career/2010 Highs: Attempts: 1 vs. Nicholls (9/4/10); Completions: 1 vs. Nicholls (9/4/10); Passing Yards: 10 vs. Nicholls (9/4/10); Long Pass: 10 vs. Nicholls (9/4/10).



► #20 NAT BERGE

DB, 5-10, 185, Fr.-RS
Colton, Calif. (Colton HS)

■ **2010:** Played his first collegiate game on defense and special teams vs. Nicholls, finishing with one solo stop ... Seven tackles, one TFL and recovered a fumble on punt coverage, setting up an Aztec touchdown, at New Mexico State ... Made two tackles and logged his first career PBU vs. No. 25 Missouri ... First career interception in the victory over Utah State, returning it 10 yards and also contributing four tackles.

■ BERGE'S CAREER STATISTICS

Career Statistics	G	UA-AT-TT	TFL-Yds.	Sacks	Int.	PBU	FF	FR
2010	4	8-6-14	1.0-2	0-0	1-10	1	0	1-0

Career/2010 Highs: Tackles: 7 at NMSU (9/11/10); TFL: 1.0 at NMSU (9/11/10); INT: 1 vs. Utah St. (9/25/10); PBU: 1 at Missouri (9/18/10); FR: 1 at NMSU (9/11/10).



► #30 DAVON BROWN

RB, 5-9, 190, Sr.- 3L
Torrance, Calif. (South HS)

■ **2010:** Outstanding first career start in the opener against Nicholls, contributing two rushing touchdowns (6, 21 yards) ... Totaled 65 rushing yards on 11 carries, both career highs, and also had a reception for 14 yards ... Starter for second straight week at New Mexico State, carrying four times for 50 yards, including a career-long 44-yard effort in the second half ... Reserve vs. No. 25 Missouri, finishing with a carry, a catch and four kick returns for 84 yards, including a 25-yarder ... Did not post a rush against Utah St., but had two kick returns for 33 yards.

■ D. BROWN'S CAREER STATISTICS

Career Statistics	Rushing					Receiving		
	G	Att.	Yds.	TD	Avg.	No.	Yds.	TD Avg.
2007	9	12	20	1	1.7	0	0	0 0.0
2008	6	2	1	0	0.5	1	36	0 36.0
2009	12	15	31	0	2.6	2	12	0 6.0

2010	4	16	115	2	7.2	2	21	0	10.5
Totals	31	45	167	3	3.7	5	69	0	13.8

Kickoff Returns	Att.	Yds.	TD	Avg.	Long
2007	1	18	0	18.0	18
2008	6	104	0	17.3	28
2009	8	160	0	20.0	46
2010	10	187	0	18.7	25
Totals	25	469	0	18.8	46

Career Highs: Carries: 11 vs. Nicholls (9/4/10); Rushing Yards: 65 vs. Nicholls (9/4/10); Rushing TD: 2 vs. Nicholls (9/4/10); Long Rush: 44 at NMSU (9/11/10); Receptions: 1, five times; Receiving Yards: 36 vs. Cal Poly (8/30/08); Long Reception: 36 vs. Cal Poly (8/30/08); Long Kickoff Return: 46 vs. Wyoming (11/14/09).

2010 Highs: Carries: 11 vs. Nicholls (9/4/10); Rushing Yards: 65 vs. Nicholls (9/4/10); Rushing TD: 2 vs. Nicholls (9/4/10); Long Rush: 44 at NMSU (9/11/10); Receptions: 1, at Missouri (9/18/10), vs. Nicholls (9/4/10); Receiving Yards: 14 vs. Nicholls (9/4/10); Long Reception: 14 vs. Nicholls (9/4/10); Long Kickoff Return: 25 at Missouri (9/18/10), at NMSU (9/11/10).

D. BROWN GAME-BY-GAME

	Rushing				Receiving			
	Att.	Yds.	TD	Avg.	No.	Yds.	TD	Avg.
NICHOLLS (9/4/10)*	11	65	2	5.9	1	14	0	14.0
at NMSU (9/11/10)*	4	50	0	12.5	0	0	0	0.0
at Missouri (9/18/10)	1	0	0	0.0	1	7	0	7.0
UTAH ST. (9/25/10)	0	0	0	0.0	0	0	0	0.0

* = Game started



#80 VINCENT BROWN

WR, 6-0, 195, Sr.-3L, Rancho Cucamonga, Calif. (Rancho Cucamonga HS)

2010: On the Biletnikoff Award watch list (top receiver) for the second year in a row ... Eight career 100-yard receiving games ... Also plays on special teams ... Starter in the opener with Nicholls, logging five receptions for 39 yards ... Five catches for the second consecutive week, just missing the century mark in receiving yardage with 99, including a long of 55, at New Mexico State ... Third-straight game with five catches at No. 25 Missouri ... Best outing of the season thus far with his five receptions for 177 yards and two scores in the victory over Utah State ... Scored TDs on catches of 65 and 82 yards, with the latter being the longest reception of his career and fifth-longest in the country this season ... Went over the 2,000-yard mark in career receiving yards against the Aggies, becoming the 12th Aztec to reach the milestone ... First in the MWC in receptions (5.0/g) and is second in receiving yards (88.0/g).

V. BROWN'S CAREER STATISTICS

Career Statistics	Receiving				
	G	No.	Yds.	TD	Avg.
2007	12	31	349	2	11.3
2008	12	64	631	5	9.9
2009	7	45	778	6	17.3
2010	4	20	332	2	16.6
Totals	35	160	2,090	15	13.1

Career Highs: Receptions: 13 at Idaho (9/19/09); Receiving Yards: 183 vs. Idaho (9/27/08); Receiving TDs: 3 vs. Idaho (9/27/08); Longest Reception: 82 vs. Utah St. (9/25/10); Kickoff Returns: 8 vs. Cincinnati (9/29/07); Kickoff Return Yards: 146 vs. WSU (9/8/07); Longest Kickoff Return: 49 vs. PSU (9/22/07).

2010 Highs: Receptions: 5, four times; Receiving Yards: 177 vs. Utah St. (9/25/10); Receiving TDs: 2 vs. Utah St. (9/25/10); Longest Reception: 82 vs. Utah St. (9/25/10).

V. BROWN 2010 GAME-BY-GAME

	Receiving			
	No.	Yds.	TD	Avg.
NICHOLLS (9/4/10)*	5	39	0	7.8
at NMSU (9/11/10)*	5	99	0	19.8
at Missouri (9/18/10)*	5	17	0	3.4
UTAH ST. (9/25/10)*	5	177	2	35.4

* = Game started



#9 MILES BURRIS

LB, 6-2, 235, Jr.-2L, Granite Bay, Calif. (Granite Bay HS)

2010: Made his 13th consecutive start at linebacker in the opener, coming away with four tackles, including one for a loss of seven yards ... Tied for team game high in tackles with eight at New Mexico State ... Forced his first career fumble in the fourth quarter at No. 25 Missouri, while also adding 1.5 tackles for loss ... Tallied a sack in the win over Utah State.

BURRIS' CAREER STATISTICS

Career Statistics	G	UA-AT-TT	TFL-Yds.	Sacks	Int.	PBU	FF	FR
2008	12	11-8-19	1.5-2	0-0	0-0	0	0	0
2009	12	30-28-58	6.0-14	1.5-9	0-0	0	0	0
2010	4	9-9-18	4.0-17	1.0-6	0-0	0	1	0
Totals	28	50-45-95	11.5-33	2.5-15	0-0	0	1	0

Career Highs: Tackles: 9 at Air Force (9/26/09); TFL: 2.0 vs. S. Utah (9/12/09); Sack: 1.0 vs. S. Utah (9/12/09); FF: 1 at Missouri (9/18/10).

2010 Highs: Tackles: 8 at NMSU (9/11/10); TFL: 1.5 at Missouri (9/18/10); Sack: 1.0 vs. Utah St. (9/25/10); FF: 1 at Missouri (9/18/10).

BURRIS 2010 GAME-BY-GAME

	G	UA-AT-TT	TFL-Yds.	Sacks	Int.	PBU	FF	FR
	NICHOLLS (9/4/10)*	1	3-1-4	1.0-7	0-0	0-0	0	0
at NMSU (9/11/10)*	1	3-5-8	0.5-1	0-0	0-0	0	0	0
at Missouri (9/18/10)*	1	2-2-4	1.5-3	0-0	0-0	0	1	0
UTAH ST. (9/25/10)*	1	1-1-2	1.0-6	1.0-6	0-0	0	0	0

* = Game started



#11 BRANDON DAVIS

DB, 6-2, 190, Jr.-2L, Oakland, Calif. (Castlemont HS)

2010: Starter at Warrior against Nicholls, pitching in an assisted tackle ... Made four stops at New Mexico State and also contributed a team season-long 36-yard kickoff return ... Three solo tackles at No. 25 Missouri ... Four stops against Utah State, including a sack for a loss of eight yards and a PBU.

DAVIS' CAREER STATISTICS

Career Statistics	G	UA-AT-TT	TFL-Yds.	Sacks	Int.	PBU	FF	FR
2008	11	2-3-5	0-0	0-0	0-0	0	0	0
2009	11	26-7-33	2.0-13	1.0-8	0-0	5	1	0
2010	4	8-4-12	1.0-8	1.0-8	0-0	1	0	0
Totals	26	36-14-50	3.0-21	2.0-16	0-0	6	1	0

Career Highs: Tackles: 9 vs. UNM (10/31/09), vs. BYU (10/17/09); TFLs: 1.0, three times; Sacks: 1.0 vs. Utah St. (9/25/10), vs. NMSU (10/3/09); PBU: 2 at UNLV (11/28/09), vs. UNM (10/31/09); FF: 1 at UCLA (9/5/09).

2010 Highs: Tackles: 4 vs. Utah St. (9/25/10), at NMSU (9/11/10); TFLs: 1.0 vs. Utah St. (9/25/10); Sacks: 1.0 vs. Utah St. (9/25/10); PBU: 1 vs. Utah St. (9/25/10); Long Kickoff Return: 36 at NMSU (9/11/10).

Kickoff Returns

	Att.	Yds.	TD	Avg.	Long
2009	3	53	0	17.7	20
2010	1	36	0	36.0	36
Totals	4	89	0	22.3	36

DAVIS 2010 GAME-BY-GAME

	G	UA-AT-TT	TFL-Yds.	Sacks	Int.	PBU	FF	FR
	NICHOLLS (9/4/10)*	1	0-1-1	0-0	0-0	0-0	0	0
at NMSU (9/11/10)*	1	1-3-4	0-0	0-0	0-0	0	0	0
at Missouri (9/18/10)*	1	3-0-3	0-0	0-0	0-0	0	0	0
UTAH ST. (9/25/10)*	1	4-0-4	1.0-8	1.0-8	0-0	1	0	0

* = Game started



► **#60 TOMMIE DRAHEIM**

OL, 6-4, 300, Jr.-1L,
Lakeside, Calif. (El Capitan HS)

■ 2010: Starter at left tackle in the team's first four games of the year against Nicholls, New Mexico State, Missouri and Utah State.



► **#68 NIK EMBERNATE**

OL, 6-4, 305, So.-1L,
Yucaipa, Calif. (Yucaipa HS)

■ 2010: Started 12 games in his career, including all four outings this season, at right guard.



► **#88 GAVIN ESCOBAR**

TE, 6-6, 245, Fr.-RS
R. Santa Margarita, Calif. (S. Margarita Catholic HS)

■ 2010: Played in his first career game as an Aztec, logging his first career catch for 27 yards in the opening win over Nicholls ... First career start and first career touchdown at New Mexico State ... Ended the win over the Aggies with two catches for 33 yards, including a 14-yard TD reception in the first quarter ... Starter again at No. 25 Missouri, posting a pair of catches to go with a tackle ... Two grabs for 57 yards as a starter vs. Utah State ... His career-long 45-yard reception in the first quarter set up the team's second touchdown.

■ ESCOBAR'S CAREER STATISTICS

Career Statistics	Receiving				
	G	No.	Yds.	TD	Avg.
2010	4	7	122	1	17.4

■ **Career/2010 Highs:** Receptions: 2, three times; Receiving Yards: 57 vs. Utah St. (9/25/10); Receiving TDs: 1 at NMSU (9/11/10); Longest Reception: 45 vs. Utah St. (9/25/10).



► **#79 KURTIS GUNTHER**

OL, 6-8, 290, Jr.-1L,
Camarillo, Calif. (Adolfo Camarillo HS)

■ 2010: Played in his first game since 2008, earning his second career start at right tackle vs. Nicholls ... Also was a starter at New Mexico State, No. 25 Missouri and Utah State.



► **#13 RONNIE HILLMAN**

RB, 5-10, 185, Fr.-HS,
La Habra, Calif. (La Habra HS)

■ 2010: One of four true freshmen to play in the opener ... Came off the bench against Nicholls, posting a team-best 15 carries for 65 yards and a 6-yard TD in the fourth quarter of the Aztecs' victory ... MWC Offensive Player of the Week after scoring four, second-half touchdowns and running for 150 yards on 22 carries in the win over New Mexico State ... Four TDs are a MWC freshman record, are the most by an Aztec since 2001 and tie for fifth in school single-game history ... Spectacular outing at No. 25 Missouri, carrying 23 times for 228 yards and two scores ... First Aztec to run for 200 yards in a game since 2003 ... Set a MWC single-game record for rushing yards by a freshman (No. 6 nationally in 2010) ... Scored against the Tigers on runs of 75 and 93 yards ... His 93-yard rush in the longest in the nation in 2010, and is second in SDSU history ... First Aztec to have back-to-back 100-yard rushing games since 2006 ... Named MWC offensive player of the week for a second time, becoming the first Aztec to do so in consecutive weeks in league history ... Scored a touchdown in his fourth straight game, giving SDSU a 7-0 lead vs. Utah

State ... First career start against the Aggies, compiling 23 rushes for 89 yards and one reception for four yards ... Seventh nationally and first among freshmen in rushing yards per game (133.0), is tied for fourth in scoring (12.00/g) and is 39th in all-purpose yardage (134.5/g).

■ HILLMAN'S CAREER STATISTICS

Career Statistics	Rushing				Receiving				
	G	Att.	Yds.	TD	Avg.	No.	Yds.	TD	Avg.
2010	4	83	532	8	6.4	2	6	0	3.0

■ **Career/2010 Highs:** Carries: 23 vs. Utah St. (9/25/10), at Missouri (9/18/10); Rushing Yards: 228 at Missouri (9/18/10); Rushing TDs: 4 at NMSU (9/11/10); Long Rush: 93 at Missouri (9/18/10); Receptions: 1 vs. Utah St. (9/25/10), at Missouri (9/18/10); Long Reception: 4 vs. Utah St. (9/25/10).

■ HILLMAN GAME-BY-GAME

	Rushing				Receiving			
	Att.	Yds.	TD	Avg.	No.	Yds.	TD	Avg.
NICHOLLS (9/4/10)	15	65	1	4.3	0	0	0	0.0
at NMSU (9/11/10)	22	150	4	6.8	0	0	0	0.0
at Missouri (9/18/10)	23	228	2	9.9	1	2	0	2.0
UTAH ST. (9/25/10)*	23	89	1	3.9	1	4	0	4.0

* = Game started



► **#4 ROMEO HORN**

DB, 6-0, 185, Jr.-2L,
Fresno, Calif. (Edison HS)

■ 2010: Played his first game since 2008, making a solo tackle in the opener with Nicholls ... Missed most of that contest, however, due to injury ... Returned in time to play as a reserve at New Mexico State ... Matched his career high with three stops at No. 25 Missouri ... Did not play due to injury vs. Utah State.

■ HORN'S CAREER STATISTICS

Career Statistics	G	UA-AT-TT	TFL-Yds.	Sacks	Int.	PBU	FF	FR
2007	12	5-2-7	0-0	0-0	0-0	0	0	0
2008	7	3-1-4	0-0	0-0	1-0	0	0	0
2010	3	4-0-4	0-0	0-0	0-0	0	0	0
Totals	22	12-3-15	0-0	0-0	1-0	0	0	0

■ **Career Highs:** Tackles: 3 at Missouri (9/18/10), vs. PSU (9/22/07); INT: 1 vs. Idaho (9/27/08).

■ **2010 Highs:** Tackles: 3 at Missouri (9/18/10).



► **#50 TRASK IOSEFA**

OL, 6-0, 300, Sr.-3L,
Ewa Beach, Hawaii (Punahou HS)


■ 2010: Is on the watch list for the Rimington Trophy, which is presented annually to college football's top center ... Made his 37th and 38th consecutive starts against Nicholls and New Mexico State ... A starter again at No. 25 Missouri and vs. Utah State.



► **#71 ALEC JOHNSON**

OL, 6-3, 295, So.-SQ,
Denver, Colo. (J.K. Mullen HS)

■ 2010: Starter at left guard for the fourth and fifth times in his career against Nicholls and New Mexico State ... Also in the starting line-up at No. 25 Missouri and vs. Utah State.



► **#34 WALTER KAZEE**

RB, 5-9, 180, So.-1L,
San Bernardino, Calif. (Cajon HS)

■ 2010: Led the Aztecs in rushing with 74 yards on just six carries (12.3 ypc.) in the opener with Nicholls ... Also tallied a 46-yard touchdown run in the victory ... Another solid outing at New Mexico State, averaging over five

yards a carry, with 10 attempts for 52 yards and recorded his first catch of the year for 10 yards ... Second touchdown of the year as a starter at No. 25 Missouri, scoring from 11 yards in the first quarter ... Also made a career-long 28-yard catch vs. the Tigers ... Had nine carries for 22 yards and scored his third touchdown of the season on a 5-yard run against Utah St.

■ KAZEE'S CAREER STATISTICS

Career Statistics	Rushing					Receiving			
	G	Att.	Yds.	TD	Avg.	No.	Yds.	TD	Avg.
2009	11	88	377	2	4.3	9	64	0	7.1
2010	4	32	174	3	5.4	2	38	0	19.0
Totals	15	120	551	5	4.6	11	102	0	9.3

Career Highs: Carries: 22 vs. NMSU (10/3/09); Rushing Yards: 112 at UNLV (11/28/09); Long Rush: 61 at UNLV (11/28/09); Rushing TD: 1, five times; Receptions: 2 vs. BYU (10/17/09), at UCLA (9/5/09); Receiving Yards: 33 vs. BYU (10/17/09); Long Reception: 28 at Missouri (9/18/10); KO Returns: 4 at UCLA (9/5/09); KO Return Yards: 76 at UCLA (9/5/09); Long KO Return: 25 at UCLA (9/5/09).

2010 Highs: Carries: 10 at NMSU (9/11/10); Rushing Yards: 74 vs. Nicholls (9/4/10); Rushing TD: 1, three times; Long Rush: 46 vs. Nicholls (9/4/10); Receptions: 1 at Missouri (9/18/10), at NMSU (9/11/10); Receiving Yards: 28 at Missouri (9/18/10); Long Reception: 28 at Missouri (9/18/10).

■ KAZEE GAME-BY-GAME

	Rushing				Receiving			
	Att.	Yds.	TD	Avg.	No.	Yds.	TD	Avg.
NICHOLLS (9/4/10)	6	74	1	12.3	0	0	0	0.0
at NMSU (9/11/10)	10	52	0	5.2	1	10	0	10.0
at Missouri (9/18/10)*	7	26	1	3.7	1	28	0	28.0
UTAH ST. (9/25/10)	9	22	1	2.4	0	0	0	0.0

* = Game started



▶ #31 LOGAN KETCHUM

LB, 6-3, 220, Jr.-1L, Oak Park, Calif. (Oak Park HS)

■ 2010: Earned a starting role at linebacker in the season-opener, making four solo tackles and logging his first career PBU ... Also blocked a Nicholls field-goal attempt in the third quarter ... Only tackle at New Mexico State was behind the line of scrimmage, the first TFL of his career ... Career-best six tackles, 1.5 TFLs and contributed on his

first career sack at No. 25 Missouri ... Four stops, including his second PBU of the year, in the victory vs. Utah State.

■ KETCHUM'S CAREER STATISTICS

Career Statistics	G	UA-AT-TT	TFL-Yds.	Sacks	Int.	PBU	FF	FR
2008	5	5-4-9	0-0	0-0	0-0	0	0	0
2009	9	7-7-14	0-0	0-0	0-0	0	0	0
2010	4	10-5-15	2.0-3	0.5-1	0-0	2	0	0
Totals	18	22-16-38	2.0-3	0.5-1	0-0	2	0	0

Career/2010 Highs: Tackles: 6 at Missouri (9/18/10); TFL: 1.5 at Missouri (9/18/10); Sacks: 0.5 at Missouri (9/18/10); PBU: 1 vs. Utah St. (9/25/10), vs. Nicholls (9/4/10); Blocked Kick: 1 vs. Nicholls (9/4/10).

■ KETCHUM 2010 GAME-BY-GAME

	G	UA-AT-TT	TFL-Yds.	Sacks	Int.	PBU	FF	FR
NICHOLLS (9/4/10)*	1	4-0-4	0-0	0-0	0-0	1	0	0
at NMSU (9/11/10)*	1	0-1-1	0.5-1	0-0	0-0	0	0	0
at Missouri (9/18/10)*	1	3-3-6	1.5-2	0.5-1	0-0	0	0	0

* = Game started



▶ #99 ERNIE LAWSON

DL, 6-3, 275, Sr.-3L, Vallejo, Calif. (St. Patrick-St. Vincent HS)

■ 2010: Voted a team captain ... Started at defensive end vs. Nicholls, but did not log a stop ... First tackle, TFL and PBU in the win over New Mexico State ... Two stops in the games with No. 25 Missouri and Utah State.

■ LAWSON'S CAREER STATISTICS

Career Statistics	G	UA-AT-TT	TFL-Yds.	Sacks	Int.	PBU	FF	FR
2007	12	9-8-17	0-0	0-0	0-0	2	0	0
2008	6	4-6-10	3.0-9	1.0-7	0-0	0	0	0
2009	12	15-7-22	6.5-21	2.0-9	0-0	0	1	0
2010	4	1-4-5	0.5-1	0-0	0-0	1	0	0
Totals	34	29-25-54	10.0-31	3.0-16	0-0	3	1	0

Career Highs: Tackles: 4 at Air Force (11/17/07), at Utah (10/13/07); TFLs: 1.0, 6 times; Sacks: 1.0 vs. WYO (11/14/09), 1.0 at UCLA (9/5/09), vs. UNLV (11/22/08); PBU: 1, three times; FF: 1.0 vs. NMSU (10/3/09).

2010 Highs: Tackles: 2 vs. Utah St. (9/25/10), at Missouri (9/18/10); TFL: 0.5 at NMSU (9/11/10); PBU: 1 at NMSU (9/11/10).

■ LAWSON 2010 GAME-BY-GAME

	G	UA-AT-TT	TFL-Yds.	Sacks	Int.	PBU	FF	FR
NICHOLLS (9/4/10)*	1	0-0-0	0-0	0-0	0-0	0	0	0
at NMSU (9/11/10)*	1	0-1-1	0.5-1	0-0	0-0	1	0	0
at Missouri (9/18/10)*	1	0-2-2	0-0	0-0	0-0	0	0	0
UTAH ST. (9/25/10)*	1	1-1-2	0-0	0-0	0-0	0	0	0

* = Game started



▶ #3 DARRYN LEWIS

DB, 5-9, 170, Sr.-2L, Elk Grove, Calif. (Franklin HS)

■ 2010: Former walk-on, who earned a scholarship this past summer ... Started for the first time in his career in the opener at one of the Warrior spots, contributing four tackles, including one for a loss of two yards ... Three stops, with two solo efforts, in the win at NMSU ... Intercepted his first career pass in the fourth quarter at No. 25

Missouri, returning it 23 yards ... Matched his career best with five tackles vs. the Tigers ... Broke up one pass in the win over Utah State.

■ LEWIS' CAREER STATISTICS

Career Statistics	G	UA-AT-TT	TFL-Yds.	Sacks	Int.	PBU	FF	FR
2008	9	4-2-6	0-0	0-0	0-0	0	0	0
2009	12	24-9-33	0-0	0-0	0-0	3	0	0
2010	3	8-4-12	1.0-2	0-0	1-23	1	0	0
Totals	25	36-15-51	1.0-2	0-0	1-23	4	0	0

Career High: Tackles: 5 at Missouri (9/18/10), vs. New Mexico St. (10/3/09); INT: 1 at Missouri (9/18/10); PBU: 1, four times.

2010 Highs: Tackles: 5 at Missouri (9/18/10); TFL: 1.0 vs. Nicholls (9/4/10); INT: 1 at Missouri (9/18/10); PBU: 1 vs. Utah St. (9/25/10).

■ LEWIS 2010 GAME-BY-GAME

	G	UA-AT-TT	TFL-Yds.	Sacks	Int.	PBU	FF	FR
NICHOLLS (9/4/10)*	1	3-1-4	1.0-2	0-0	0-0	0	0	0
at NMSU (9/11/10)*	1	2-1-3	0-0	0-0	0-0	0	0	0
at Missouri (9/18/10)*	1	3-2-5	0-0	0-0	1-23	0	0	0
UTAH ST. (9/25/10)*	1	0-0-0	0-0	0-0	0-0	1	0	0

* = Game started



▶ #14 RYAN LINDLEY

QB, 6-4, 220, Jr.-2L, Alpine, Calif. (El Capitan HS)

■ 2010: Started his 24th career game at quarterback for the Aztecs in the opener, completing 17 of his 26 pass attempts for 303 yards, no INTs and two scores ... Reached the 6,000-yard mark in career passing yardage vs. Nicholls, becoming just the fifth Aztec to reach that milestone ... Did not throw a pick for the second contest in a row at New Mexico State, completing 20 passes on a season-high 42 attempts for 319 yards and a touchdown ... Saw his streak of consecutive pass attempts without an INT broken at 116 against No. 25 Missouri ... Connected on over 70 percent of his throws against Utah State, passing for 362 yards and three touchdowns ... His 82-yard TD pass to Vincent Brown in the second half is the longest of his career and No. 5 nationally in 2010 ... Has nine career 300-yard passing contests, including in three of four games in 2010 ... Ranks ninth nationally in passing average (293.5/g) and is 15th in total offense (both No. 1 in MWC).

■ LINDLEY'S CAREER STATISTICS

Career Statistics	G	Att.	Com.	INT	Yds.	TDs	Eff.	Tot. Off.
2008	11	427	242	9	2,653	16	117.01	2,591
2009	12	437	239	16	3,054	23	123.44	2,923
2010	4	136	74	2	1,174	6	138.54	1,171
Totals	27	1,000	555	27	6,881	45	122.75	6,685

Career Highs: Attempts: 59 at Notre Dame (9/6/08); Completions: 35 vs. UNLV (11/22/09); Passing Yards: 459 at CSU (10/24/09); Long Pass: 82 vs. Utah St. (9/25/10); TDs Passing: 6 at CSU (10/24/09); TDs Rushing: 1 vs. S. Utah (9/12/09), at Notre Dame (9/6/08).

2010 Highs: Attempts: 44 at Missouri (9/18/10); Completions: 20 at Missouri (9/18/10), at NMSU (9/11/10); Passing Yards: 362 vs. Utah St. (9/25/10); Long Pass: 82 vs. Utah St. (9/25/10); TDs Passing: 3 vs. Utah St. (9/25/10).

■ LINDLEY 2010 GAME-BY-GAME

	Passing				Rushing			
	Att.	Com.	INT	Yds.	TDs	Att.	Yds.	TDs
NICHOLLS (9/4/10)*	26	17	0	303	2	0	0	0
at NMSU (9/11/10)*	42	20	0	319	1	0	0	0
at Missouri (9/18/10)*	44	20	1	190	0	1	-6	0
UTAH ST. (9/25/10)*	24	17	1	362	3	2	3	0

* = Game started

▶ #94 JEROME LONG

DL, 6-5, 280, Jr.-2L,
Los Osos, Calif. (Los Osos HS)

■ **2010:** Started his first game since his freshman campaign, doing so at defensive tackle against Nicholls ... Had two stops, including one behind the line of scrimmage, in the win vs. the Colonels ... Tied for team lead with eight tackles at NMSU, highlighted by a sack for a seven-yard loss ... Two stops and a half TFL at No. 25 Missouri ... Two tackles for loss as a reserve in the win over Utah State ... Has a tackle in 16 straight games and has made a stop behind the line of scrimmage in every contest in 2010.

■ LONG'S CAREER STATISTICS

Career Statistics	G	UA-AT-TT	TFL-Yds.	Sacks	Int.	PBU	FF	FR
2008	11	14-23-37	2.0-8	1.0-7	0-0	0	0	0
2009	12	12-11-23	1.5-8	1.5-8	0-0	0	0	0
2010	4	7-8-15	4.5-13	1.0-7	0-0	0	0	0
Totals	27	33-42-75	8.0-29	3.5-22	0-0	0	0	0

Career Highs: Tackles: 9 at TCU (10/4/08); TFL: 2.0 vs. Utah St. (9/25/10); Sacks: 1.0, three times.

2010 Highs: Tackles: 8 at NMSU (9/11/10); TFL: 2.0 vs. Utah St. (9/25/10); Sack: 1.0 at NMSU (9/11/10).

■ LONG 2010 GAME-BY-GAME

	G	UA-AT-TT	TFL-Yds.	Sacks	Int.	PBU	FF	FR
NICHOLLS (9/4/10)*	1	2-0-2	1.0-1	0-0	0-0	0	0	0
at NMSU (9/11/10)*	1	1-7-8	1.0-7	1.0-7	0-0	0	0	0
at Missouri (9/18/10)*	1	1-1-2	0.5-1	0-0	0-0	0	0	0
UTAH ST. (9/25/10)	1	3-0-3	2.0-4	0-0	0-0	0	0	0

* = Game started

▶ #2 LEON MCFADDEN

DB, 5-10, 180, So.-1L,
Inglewood, Calif. (St. John Bosco HS)

■ **2010:** Starter at cornerback (2 tackles) and also returned punts (3 for 33 yards) in the opener against Nicholls ... Three assisted tackles in the win over New Mexico State ... Second career interception and first of the season at No. 25 Missouri ... Posted four stops, two PBUs and returned two punts for 13 yards against the Tigers ... Career-best and team game-high seven tackles, including three for a loss of 20 yards, in the win vs. Utah State.

■ MCFADDEN'S CAREER STATISTICS

Career Statistics	G	UA-AT-TT	TFL-Yds.	Sacks	Int.	PBU	FF	FR
2009	12	17-9-26	1.0-5	1.0-5	1-39	0	0	0

2010	4	8-8-16	3.0-20	0-0	1-0	3	0	0
Totals	16	25-17-42	4.0-25	1.0-5	2-39	3	0	0

Punt Returns	Att.	Yds.	TD	Avg.	Long
2010	5	46	0	9.2	23

Career Highs: Tackles: 7 vs. Utah St. (9/25/10); TFL: 3.0 vs. Utah St. (9/25/10); INT: 1 at Missouri (9/18/10), vs. NMSU (10/3/09); PBU: 2 at Missouri (9/18/10); Blocked Kicks: 1 vs. S. Utah (9/12/09), at UCLA (9/5/09).

2010 Highs: Tackles: 7 vs. Utah St. (9/25/10); TFL: vs. Utah St. (9/25/10); INT: 1 at Missouri (9/18/10); PBU: 2 at Missouri (9/18/10); Punt Returns: 3 vs. Nicholls (9/4/10); Punt Return Yards: 33 vs. Nicholls (9/4/10); Long Punt Return: 23 vs. Nicholls (9/4/10).

■ MCFADDEN 2010 GAME-BY-GAME

	G	UA-AT-TT	TFL-Yds.	Sacks	Int.	PBU	FF	FR
NICHOLLS (9/4/10)*	1	0-2-2	0-0	0-0	0-0	0	0	0
at NMSU (9/11/10)*	1	0-3-3	0-0	0-0	0-0	0	0	0
at Missouri (9/18/10)*	1	3-1-4	0-0	0-0	1-0	2	0	0
UTAH ST. (9/25/10)*	1	5-2-7	3.0-20	0-0	0-0	1	0	0

* = Game started

▶ #38 ABEL PEREZ

PK, 6-1, 225, Jr.-TR,
Chula Vista, Calif. (Castle Park HS/Southwestern JC)

■ **2010:** SDSU's starting place-kicker against Nicholls and also handled kickoffs ... Made 2-of-3 field-goal attempts, hitting his first as an Aztec from 44 yards out and later adding a 27-yard effort ... Two field goals for the second outing in a row at New Mexico State (25, 32 yards) ... Also posted six touchbacks on his eight kickoffs against the Aggies ... Nailed four more kickoffs into the endzone at No. 25 Missouri, while also making his only field-goal attempt from 25 yards ... Two field goals (20, 37 yards) in the victory vs. Utah State ... Has 11 touchbacks on kickoffs this season and is averaging 68.4 ypk ... Tied for 19th nationally in field goals per game and is first in the MWC.

■ A. PEREZ'S CAREER STATISTICS

Career Stats	FGM-A	Pct.	01-19	20-29	30-39	40-49	50-99	Lg.	Blk.
2010	7-10	.700	0-0	4-4	2-3	1-3	0-0	44	0

Career/2010 Highs: Field Goals: 2, three times; Long Field Goal: 44 vs. Nicholls (9/4/10).

▶ #15 JOSE PEREZ

DB, 6-1, 180, Sr.-2L,
Oceanside, Calif. (Oceanside HS)

■ **2010:** Starter at cornerback against Nicholls, recording a team game-high two tackles for a loss and contributing four overall stops in the win ... Started at New Mexico State, but did not tally a tackle ... Tallied a pair of tackles and a PBU against No. 25 Missouri and Utah State.

■ J. PEREZ'S CAREER STATISTICS

Career Statistics	G	UA-AT-TT	TFL-Yds.	Sacks	Int.	PBU	FF	FR
2008	10	7-9-16	1.0-1	0-0	2-9	2	0	0
2009	12	20-7-27	0-0	0-0	0-0	3	0	0
2010	4	5-3-8	2.0-5	0-0	0-0	2	0	0
Totals	26	32-19-51	3.0-6	0-0	2-9	7	0	0

Career Highs: Tackles: 5, three times; TFL: 2.0 vs. Nicholls (9/4/10); INT: 1 vs. Utah (11/15/08), at Idaho (9/27/08); PBU: 1, seven times.

2010 Highs: Tackles: 4 vs. Nicholls (9/4/10); TFL: 2.0 vs. Nicholls (9/4/10); PBU: 1 vs. Utah St. (9/25/10), at Missouri (9/18/10).

■ J. PEREZ 2010 GAME-BY-GAME

	G	UA-AT-TT	TFL-Yds.	Sacks	Int.	PBU	FF	FR
NICHOLLS (9/4/10)*	1	3-1-4	2.0-5	0-0	0-0	0	0	0
at NMSU (9/11/10)*	1	0-0-0	0-0	0-0	0-0	0	0	0
at Missouri (9/18/10)*	1	1-1-2	0-0	0-0	0-0	1	0	0
UTAH ST. (9/25/10)*	1	1-1-2	0-0	0-0	0-0	1	0	0

* = Game started



#22 ANDREW PRESTON

LB, 6-1, 210, Sr.-3L,
Centennial, Colo. (Arapahoe HS)

■ **2010:** Team tri-captain ... Made his first career start - 21st overall - at the Aztec position against Nicholls and ended up with two solo tackles ... Six tackles in the win over New Mexico State ... Led the team with eight stops, including six solos, at No. 25 Missouri ... Five solos and a PBU in the victory over Utah State.

■ **PRESTON'S CAREER STATISTICS**

Career Statistics	G	UA-AT-TT	TFL-Yds.	Sacks	Int.	PBU	FF	FR
2007	11	40-32-72	7.0-23	1.0-7	0-0	0	0	0
2008	12	48-34-82	3.5-12	1.0-9	0-0	1	1	0
2009	12	29-17-46	4.0-19	1.0-10	0-0	3	0	0
2010	4	15-6-21	0-0	0-0	0-0	1	0	0
Totals	39	132-89-221	14.5-54	3.0-26	0-0	5	1	0

Career Highs: Tackles: 18 vs. Air Force (10/11/08); TFL: 2.0 at SJSU (9/13/08), at UNLV (11/10/07); Sacks: 1.0 at SJSU (9/13/08), vs. PSU (9/22/07); PBU: 1, four times; FF: 1 vs. UNLV (11/22/08).

2010 Highs: Tackles: 8 at Missouri (9/18/10); PBU: 1 vs. Utah St. (9/25/10).

■ **PRESTON 2010 GAME-BY-GAME**

	G	UA-AT-TT	TFL-Yds.	Sacks	Int.	PBU	FF	FR
NICHOLLS (9/4/10)*	1	2-0-2	0-0	0-0	0-0	0	0	0
at NMSU (9/11/10)*	1	2-4-5	0-0	0-0	0-0	0	0	0
at Missouri (9/18/10)*	1	6-2-8	0-0	0-0	0-0	0	0	0
UTAH ST. (9/25/10)*	1	5-0-5	0-0	0-0	0-0	1	0	0

* = Game started



#1 DEMARCO SAMPSON

WR, 6-2, 205, Sr.-3L,
Chula Vista, Calif. (Castle Park HS)

■ **2010:** Second career 100-yard receiving game against Nicholls, catching seven passes for 179 yards and a pair of touchdowns ... His 71-yard TD reception is a career long catch Two or more TDs in a single outing for the fourth time in his career ... Made four receptions for 73 yards, including a long of 35 yards, at New Mexico State ... Team-

high six catches for 81 yards in the loss at No. 25 Missouri ... Made only two grabs for 40 yards in the win over Utah State, while also logging a pair of rushes for 12 yards ... Is 20th nationally and first in the MWC in receiving yards per game (93.2) and tied for 63rd in receptions.

■ **SAMPSON'S CAREER STATISTICS**

Career Statistics	Receiving				
	G	No.	Yds.	TD	Avg.
2005	12	6	60	1	10.0
2008	11	11	111	0	10.1
2009	12	62	851	8	13.7
2010	4	19	373	2	19.6
Totals	39	98	1,395	11	14.2

Career Highs: Receptions: 15 at CSU (10/24/09); Receiving Yards: 257 at CSU (10/24/09); Receiving TDs: 3 at CSU (10/24/09); Long Reception: 71 vs. Nicholls (9/4/10).

2010 Highs: Receptions: 7 vs. Nicholls (9/4/10); Receiving Yards: 179 vs. Nicholls (9/4/10); Receiving TDs: 2 vs. Nicholls (9/4/10); Long Reception: 71 vs. Nicholls (9/4/10).

■ **SAMPSON 2010 GAME-BY-GAME**

	Receiving				
	No.	Yds.	TD	Avg.	
NICHOLLS (9/4/10)*	7	179	3	25.6	
at NMSU (9/11/10)*	4	73	0	18.3	
at Missouri (9/18/10)*	6	81	0	13.5	
UTAH ST. (9/25/10)*	2	40	0	20.0	

* = Game started



#18 DOMINIQUE SANDIFER

WR, 6-0, 190, So.-1L,
Gardena, Calif. (Beverly Hills HS)

■ **2010:** One of three starting wideouts for the Aztecs against Nicholls, making a pair of catches for 40 yards, including a long of 29 yards ... Starter at New Mexico State, logging two receptions ... Came off the bench at No. 25 Missouri, coming down with two catches and also fielded his first career punt return ... Two more punt returns and a reception for six yards in the win over Utah State.

■ **SANDIFER'S CAREER STATISTICS**

Career Statistics	Receiving				
	G	No.	Yds.	TD	Avg.
2009	10	26	298	2	11.5
2010	4	7	64	0	9.1
Totals	14	33	362	2	11.0

Career Highs: Receptions: 7 at Utah (11/21/09); Receiving Yards: 74 at Utah (11/21/09); Receiving TDs: 1 at Utah (11/21/09), at CSU (10/24/09); Long Reception: 33 at CSU (10/24/09).

2010 Highs: Receptions: 2, three times; Receiving Yards: 40 vs. Nicholls (9/4/10); Long Reception: 29 vs. Nicholls (9/4/10).

■ **SANDIFER 2010 GAME-BY-GAME**

	Receiving				
	No.	Yds.	TD	Avg.	
NICHOLLS (9/4/10)*	2	40	0	20.0	
at NMSU (9/11/10)*	2	9	0	4.5	
at Missouri (9/18/10)	2	9	0	4.5	
UTAH ST. (9/25/10)	1	6	0	6.0	

* = Game started



#55 NEIL SPENCER

DL, 6-2, 280, Jr.-1L,
Las Vegas, Nev. (Cimmaron-Memorial HS)

■ **2010:** Logged his first playing time since the 2007 campaign, coming in as a reserve in the opener and recording two stops and a tackle for a loss of four yards ... Two tackles for the second outing in a row at New Mexico State ... Recovered his first career fumble at No. 25 Missouri and also contributed two stops for the third game in a row ...

First start since 2007 vs. Utah State, ending with two tackles.

■ **SPENCER'S CAREER STATISTICS**

Career Statistics	G	UA-AT-TT	TFL-Yds.	Sacks	Int.	PBU	FF	FR
2007	12	15-13-28	0.5-0	0-0	0-0	0	0	0
2010	4	4-4-8	1.0-4	0-0	0-0	0	0	1-0
Totals	16	19-17-36	1.5-4	0-0	0-0	0	0	1-0

Career Highs: Tackles: 5 at UNLV (11/10/07); TFL: 0.5 vs. UNM (11/3/07); FR: 1 at Missouri (9/18/10).

2010 Highs: Tackles: 2, four times; TFL: 1.0 vs. Nicholls (9/4/10); FR: 1 at Missouri (9/18/10).



#14 BRIAN STAHOVICH

P, 6-0, 190, Jr.-2L,
Solana Beach, Calif. (Cathedral Catholic HS)

■ **2010:** Preseason all-MWC ... Had to punt just once in the first game of the year vs. Nicholls, booming it 56 yards ... Averaged 50.8 yards per punt at New Mexico State (No. 9 in SDSU single-game history), posting three of his four kicks for over 50 yards and landing two inside the 20-yard line ... Matched his career high with 10 kicks at No. 25

Missouri, averaging 45.6 yards (career high for total yards) and dropping three inside the 20-yard line ... His 67-yarder vs. the Tigers matched his career best and ties as the 12th-longest in school history ... Only three punts vs. Utah State, averaging 46.0 yards with a long of 57 and landed one inside the 20 ... Has 33 career kicks of 50 or more yards, including eight in 2010 ... Ranks second in the MWC and fifth nationally in punting (47.4 ypk.) in 2010.

■ **STAHOVICH'S CAREER STATISTICS**

Career Statistics	G	No.	Yds.	Avg.	Long	TB	FC	I20	Blk.
2008	12	71	2,807	39.5	65	6	19	14	1
2009	12	61	2,674	43.8	67	7	15	13	1
2010	4	18	853	47.4	67	1	3	6	0
Totals	28	150	6,334	42.2	67	14	37	33	2

Career Highs: Punts: 10 at Missouri (9/18/10), at TCU (10/4/08); Yards: 456 at Missouri (9/18/10); Avg.: 52.5 (6-for-315) at Air Force (9/26/09); Long: 67 at Missouri (9/18/10), at Utah (11/21/09).

2010 Highs: Punts: 10 at Missouri (9/18/10); Yards: 456 at Missouri (9/18/10); Avg.: 56.0 (1-for-56) vs. Nicholls (9/4/10); Long: 67 at Missouri (9/18/10).

▶ **#41 KHALID STEVENS**

DB, 5-11, 195, So.-SQ
Pacific Palisades, Calif. (Palisades HS)

■ **2010:** Was a reserve against Nicholls, but did not log any stats ... First career pass breakup at New Mexico State ... Made his first career tackles at No. 25 Missouri, coming up with four of them, including 1.5 for a loss ... Three stops the next week against Utah State.

■ **STEVENS' CAREER STATISTICS**

Career Statistics	G	UA-AT-TT	TFL-Yds.	Sacks	Int.	PBU	FF	FR
2010	4	4-3-7	1.5-2	0-0	0-0	1	0	0

Career/2010 Highs: Tackles: 4 at Missouri (9/18/10); TFLs: 1.5 at Missouri (9/18/10); PBU: 1 at NMSU (9/11/10).

▶ **#23 BRANDON SULLIVAN**

RB, 5-11, 215, Sr.-3L,
Poway, Calif. (Poway HS)

■ **2010:** Had two carries for 14 yards with a long of nine yards in the first game of the year vs. Nicholls ... Career-long 57-yard reception on a key third down in the win at New Mexico State ... Ended the contest with the Aggies with three receptions for 69 yards and also had a carry ... Two catches for 41 yards, including a long of 31, at No. 25 Missouri ... Made three grabs for 37 yards and also had a rush in the victory over Utah State.

■ **SULLIVAN'S CAREER STATISTICS**

Career Statistics	Rushing					Receiving		
	G	Att.	Yds.	TD	Avg.	No.	Yds.	TD Avg.
2007	11	58	220	2	3.8	18	119	0 6.6
2008	8	48	185	1	3.9	21	205	2 9.8
2009	10	154	558	4	3.6	16	117	0 7.3
2010	4	5	20	0	4.0	8	147	0 18.4
Totals	33	265	983	7	3.7	63	588	2 9.3

Career Highs: Carries: 24 vs. UNM (10/31/09), vs. S. Utah (9/12/09); Rushing Yards: 111 vs. S. Utah (9/12/09); Rushing TD: 2 vs. Wyoming (11/14/09); Long Rush: 28 vs. Wyoming (11/14/09); Receptions: 9 vs. Cal Poly (8/30/08); Receiving Yards: 69 at NMSU (9/11/10); Long Reception: 57 at NMSU (9/11/10); Long Kickoff Return: 17 vs. WSU (9/8/07).

2010 Highs: Carries: 2 vs. Nicholls (9/4/10); Rushing Yards: 14 vs. Nicholls (9/4/10); Long Rush: 9 vs. Nicholls (9/4/10); Receptions: 3 vs. Utah St. (9/25/10), at NMSU (9/11/10); Receiving Yards: 69 at NMSU (9/11/10); Long Reception: 57 at NMSU (9/11/10).

■ **SULLIVAN GAME-BY-GAME**

	Rushing				Receiving			
	Att.	Yds.	TD	Avg.	No.	Yds.	TD	Avg.
NICHOLLS (9/4/10)	2	14	0	7.0	0	0	0	0.0
at NMSU (9/11/10)	1	1	0	1.0	3	69	0	23.0
at Missouri (9/18/10)	1	2	0	2.0	2	41	0	20.5
UTAH ST. (9/25/10)	1	3	0	3.0	3	37	0	12.3



▶ **#47 JACOB TAUANUU**

DL, 6-1, 240, Sr.-1L,
San Diego, Calif. (Helix HS/UAB)

■ **2010:** Had a pair of pass break-ups, matching his previous career total, as a reserve against Nicholls ... First tackles of the year at New Mexico State ... Assisted on a tackle for loss against No. 25 Missouri ... One solo effort vs. Utah State.

■ **TAUANUU'S CAREER STATISTICS**

Career Statistics	G	UA-AT-TT	TFL-Yds.	Sacks	Int.	PBU	FF	FR
2009	12	17-6-23	5.0-16	2.0-13	0-0	2	1	0
2010	4	2-2-4	0.5-0	0-0	0-0	2	0	0
Totals	16	19-8-27	5.5-16	2.0-13	0-0	4	1	0

Career Highs: Tackles: 6 at Air Force (9/26/09); TFL: 2.0 vs. S. Utah (9/12/09), at UCLA (9/5/09); PBU: 1 at Air Force (9/26/09), at UCLA (9/5/09); FF: 1 vs. S. Utah (9/12/09).

2010 Highs: Tackles: 2 at NMSU (9/11/10); TFL: 0.5 at Missouri (9/18/10); PBU: 2 vs. Nicholls (9/4/10).

▶ **#36 NICK TENHAEFF**

LB, 6-2, 210, Fr.-RS,
Atascadero, Calif. (Atascadero HS)

■ **2010:** In his first collegiate game, tied for the team lead with five tackles against Nicholls, including a sack and 1.5 TFLs ... Reserve for the second week in a row at New Mexico State, but did not log a stop ... Four tackles at No. 25 Missouri ... Two solos in the win over Utah State.

■ **TENHAEFF'S CAREER STATISTICS**

Career Statistics	G	UA-AT-TT	TFL-Yds.	Sacks	Int.	PBU	FF	FR
2010	4	9-2-11	1.5-6	1.0-4	0-0	0	0	0

Career/2010 Highs: Tackles: 5 vs. Nicholls (9/4/10); TFLs: 1.55 vs. Nicholls (9/4/10); Sacks: 1.0 vs. Nicholls (9/4/10).

▶ **#7 ALSTON UMUOLO**

TE, 6-4, 255, Sr.-3L,
Phoenix, Ariz. (Centennial HS)

■ **2010:** Is up for the John Mackey Award, presented annually to the nation's top tight end ... Was a starter in the first game of the year with Nicholls, recording a catch for four yards ... Two receptions for 15 yards in the win at New Mexico State ... Did not play vs. Missouri and underwent surgery the week of the Utah State game.

■ **UMUOLO'S CAREER STATISTICS**

Career Statistics	Receiving				
	G	No.	Yds.	TD	Avg.
2007	11	6	67	1	11.2
2008	10	14	110	0	7.9
2009	12	22	243	3	11.0
2010	2	3	19	0	6.3
Totals	35	45	439	4	9.8

Career Highs: Receptions: 8 vs. UNLV (11/22/08); Receiving Yards: 74 vs. UNLV (11/22/07); Receiving TDs: 1, four times; Long Reception: 60 at CSU (10/24/09).

2010 Highs: Receptions: 2 at NMSU (9/11/10); Receiving Yards: 15 at NMSU (9/11/10); Long Reception: 11 at NMSU (9/11/10).

▶ **#12 JOSH WADE**

DB, 6-0, 180, So.-1L,
San Diego, Calif. (Pt. Loma HS)

■ **2010:** Back-up at cornerback against Nicholls, finishing with a solo tackle ... Also had one stop a week later at New Mexico State ... Career-best four tackles in the loss at No. 25 Missouri ... One solo tackle in the win over Utah State.



■ WADE'S CAREER STATISTICS

Career Statistics	G	UA-AT-TT	TFL-Yds.	Sacks	Int.	PBU	FF	FR
2009	12	8-1-9	0-0	0-0	0-0	1	0	0
2010	4	3-4-7	0-0	0-0	0-0	0	0	0
Totals	16	11-5-16	0-0	0-0	0-0	1	0	0

Career Highs: Tackles: 4 at Missouri (9/18/10); PBU: 1 vs. New Mexico (10/31/09).

2010 Highs: Tackles: 4 at Missouri (9/18/10).

▶ #90 B.J. WILLIAMS



DE, 6-3, 250, Sr-3L,
Aurora, Colo. (Eaglecrest HS)

■ 2010: Started his 30th career outing at defensive end vs. Nicholls, tallying two stops ... Starter at New Mexico State and Missouri, coming up with two tackles in both outings ... Season-high four stops in the win vs. Utah State, including a sack for a loss of four yards.

■ WILLIAMS' CAREER STATISTICS

Career Statistics	G	UA-AT-TT	TFL-Yds.	Sacks	Int.	PBU	FF	FR
2007	12	20-25-45	3.0-13	1.5-17	0-0	1	0	0
2008	11	36-38-74	10.5-31	3.5-19	0-0	0	0	2-10
2009	12	20-12-32	4.5-18	2.5-15	0-0	0	0	1-0
2010	4	7-3-10	1.0-4	1.0-4	0-0	0	0	0
Totals	39	83-78-161	19.0-66	8.5-55	0-0	1	0	3-10

Career Highs: Tackles: 11 at BYU (11/8/08); TFL: 4.0 at BYU (11/8/08); Sack: 1.0, seven times; PBU: 1 vs. PSU (9/22/07); FR: 1 at UCLA (9/5/09), at BYU (11/8/08), vs. Air Force (10/11/08).

2010 Highs: Tackles: 4 vs. Utah St. (9/25/10); TFL: 1.0 vs. Utah St. (9/25/10); Sack: 1.0 vs. Utah St. (9/25/10).

■ WILLIAMS 2010 GAME-BY-GAME

	G	UA-AT-TT	TFL-Yds.	Sacks	Int.	PBU	FF	FR
NICHOLLS (9/4/10)*	1	1-1-2	0-0	0-0	0-0	0	0	0
at NMSU (9/11/10)*	1	1-1-2	0-0	0-0	0-0	0	0	0
at Missouri (9/18/10)*	1	2-0-2	0-0	0-0	0-0	0	0	0
UTAH ST. (9/25/10)*	1	3-1-4	1.0-4	1.0-4	0-0	0	0	0

* = Game started

▶ #52 MARCUS YARBROUGH



LB, 6-2, 230, Sr-3L,
San Diego, Calif. (Eastlake HS)

■ 2010: Started at middle linebacker, tying for the team lead with five tackles, highlighted by his first career sack for a loss of four yards ... Managed only one assisted stop and a pass breakup in the victory at New Mexico State ... Four tackles with one for a loss of yardage at Missouri ... Made a season-best six stops in the win over Utah State.

■ YARBROUGH'S CAREER STATISTICS

Career Statistics	G	UA-AT-TT	TFL-Yds.	Sacks	Int.	PBU	FF	FR
2007	11	4-5-9	0-0	0-0	0-0	0	0	0
2008	10	17-11-28	0-0	0-0	0-0	0	0	0
2009	12	25-16-41	3.0-12	0-0	0-0	1	0	0
2010	4	10-6-16	2.0-5	1.0-4	0-0	1	0	0
Totals	37	56-36-92	5.0-17	1.0-4	0-0	2	0	0

Career Highs: Tackles: 10 at Utah (11/21/09); TFL: 2.0 vs. UNM (10/31/09); Sacks: 1.0 vs. Nicholls (9/4/10); PBU: 1 at NMSU (9/11/10), at UCLA (9/5/09).

2010 Highs: Tackles: 6 vs. Utah St. (9/25/10); TFL: 1.0 at Missouri (9/18/10); vs. Nicholls (9/4/10); Sacks: 1.0 vs. Nicholls (9/4/10); PBU: 1 at NMSU (9/11/10).

■ YARBROUGH 2010 GAME-BY-GAME

	G	UA-AT-TT	TFL-Yds.	Sacks	Int.	PBU	FF	FR
NICHOLLS (9/4/10)*	1	5-0-5	1.0-4	1.0-4	0-0	0	0	0
at NMSU (9/11/10)*	1	0-1-1	0-0	0-0	0-0	1	0	0
at Missouri (9/18/10)*	1	2-2-4	1.0-1	0-0	0-0	0	0	0
UTAH ST. (9/25/10)*	1	3-3-6	0-0	0-0	0-0	0	0	0

* = Game started



▶ #40 CHAD YOUNG

FB, 6-2, 230, Fr-RS,
La Verne, Calif. (Glendora HS)

■ 2010: Logged his first minutes as an Aztec in the opening four outings, but does not have any carries.

■ YOUNG'S CAREER STATISTICS

Career Statistics	Rushing					Receiving			
	G	Att.	Yds.	TD	Avg.	No.	Yds.	TD	Avg.
2010	4	0	0	0	0.0	0	0	0	0.0

SDSU DEPTH CHART vs. BRIGHAM YOUNG**OFFENSE****LEFT TACKLE (LT)**

- 60 Tommie Draheim, 6-4, 300, Jr.*
 66 Riley Gauld, 6-5, 300, Jr.-TR

LEFT GUARD (LG)

- 71 Alec Johnson, 6-3, 295, So.-SQ
 74 **Mike Matamua**, 6-4, 300, Jr.*
 65 Japheth Gordon, 6-3, 285, Fr.-RS
 75 Leo Grassilli, 6-3, 290, Jr.-SQ

CENTER (C)

- 50 **Trask Iosefa**, 6-0, 300, Sr.***
 71 Alec Johnson, 6-3, 295, So.-SQ

RIGHT GUARD (RG)

- 68 **Nik Embernate**, 6-4, 305, So.*
 51 Jimmy Miller, 6-3, 290, So.-SQ
 70 Juan Roman, 6-3, 280, Fr.-RS
 53 Emillio Rivera, 6-4, 305, Jr.**

RIGHT TACKLE (RT)

- 79 Kurtis Gunther, 6-8, 290, Jr.*
 73 Kellen Farr, 6-7, 300, Jr.*

WIDE RECEIVER (X)

- 80 **Vincent Brown**, 6-0, 195, Sr.***
 83 Osmond Nicholas, 6-3, 210, Fr.-RS
 41 Marcus Russell, 5-11, 190, Jr.-TR
 86 Ezell Ruffin, 6-1, 190, Fr.-HS

TIGHT END (Y)

- 88 Gavin Escobar, 6-6, 245, Fr.-RS
 85 D.J. Shields, 6-4, 240, So.*
 10 Josh O'Brien, 6-4, 230, Sr.-SQ

WIDE RECEIVER (Z)

- 1 **DeMarco Sampson**, 6-2, 205, Sr.**
 18 Dominique Sandifer, 6-0, 190, So.*
 17 Doug Deakin, 6-0, 185, Sr.*
 84 Dylan Denso, 6-2, 205, Fr.-RS

RUNNING BACK (RB)

- 13 Ronnie Hillman, 5-10, 185, Fr.-HS
 30 Davon Brown, 5-9, 190, Sr.***
 34 Walter Kazee, 5-9, 180, So.*

FULLBACK (FB)

- 23 **Brandon Sullivan**, 5-11, 215, Sr.***
 40 Chad Young, 5-11, 240, Fr.-RS

QUARTERBACK (QB)

- 14 **Ryan Lindley**, 6-4, 220, Jr.**
 12 Jake Bernards, 6-5, 210, Fr.-RS
 16 Ryne Clark, 6-2, 205, Fr.-RS

DEFENSE**DEFENSIVE END (DE)**

- 99 **Ernie Lawson**, 6-3, 275, Sr.***
 49 J.J. Autele, 6-1, 250, Jr.*
 59 Jordan Thomas, 6-1, 240, Fr.-HS
 48 Eron Moses, 6-4, 250, Jr.-SQ

DEFENSIVE TACKLE (DT)

- 55 Neil Spencer, 6-2, 280, Jr.*
 94 Jerome Long, 6-5, 280, Jr.**
 91 Frederick Trujillo, 6-1, 225, So.-SQ
 97 Dontrell Onuahu, 6-2, 285, Fr.-HS

DEFENSIVE END (DE)

- 90 **B.J. Williams**, 6-3, 250, Sr.***
 47 **Jacob Tauanuu**, 6-1, 260, Sr.*
 93 Larry Gibbs, 6-0, 245, Jr.-SQ
 95 Perry Jackson, 6-2, 245, Jr.-TR

LINEBACKER (LB)

- 31 Logan Ketchum, 6-3, 220, Jr.*
 36 Nick Tenhaeff, 6-2, 210, Fr.-RS
 33 Colin Shumate, 6-2, 220, So.-SQ
 43 Ross Williams, 6-3, 210, So.-SQ

MIDDLE LINEBACKER (MLB)

- 52 Marcus Yarbrough, 6-2, 230, Sr.***
 44 Rob Andrews, 6-2, 220, So.*
 56 Jake Fely, 5-10, 205, Fr.-HS
 46 Jacob Driver, 6-2, 205, Fr.-RS
 50 Chris Gordert, 6-0, 230, So.-SQ

LINEBACKER (LB)

- 9 **Miles Burris**, 6-3, 235, Jr.**
 54 Demetrius Barksdale, 6-3, 210, Jr.*
 37 Vaness Harris, LB, 6-2, 245, Fr.-RS

CORNERBACK (CB)

- 2 **Leon McFadden**, 5-10, 180, So.*
 29 Larry Parker, 5-11, 170, Jr.*
 35 King Holder, 5-10, 170, Fr.-HS
 7 Derek Mack, 5-7, 160, So.-SQ
 4 **Romeo Horn**, 6-0, 185, Jr.**

WARRIOR (WAR)

- 3 Darryn Lewis, 5-9, 165, Sr.**
 20 Nat Berhe, 5-10, 185, Fr.-RS
 6 Gabe Lemon, 5-10, 190, Fr.-RS

AZTEC

- 22 Andrew Preston, 6-1, 210, Sr.***
 41 Khalid Stevens, 5-11, 195, So.-SQ
 39 Rene Siluano, 5-10, 190, Fr.-HS

WARRIOR (WAR)

- 11 **Brandon Davis**, 6-2, 190, Jr.**
 26 Marcus Andrews, 6-0, 190, Fr.-RS
 24 Colin Lockett, 6-0, 185, Fr.-RS

CORNERBACK (CB)

- 15 **Jose Perez**, 6-1, 180, Sr.**
 12 Josh Wade, 6-0, 180, So.*
 21 Mahbu Keels, 6-1, 170, Fr.-HS

SPECIALISTS**PUNTER**

- 14 **Brian Stahovich**, 6-0, 190, Jr.**

PLACEKICKER

- 38 Abel Perez, 6-1, 225, Jr.-TR
 29 Bryan Shields, 6-1, 195, Sr.-SQ

KICKOFFS

- 38 Abel Perez, 6-1, 225, Jr.-TR
 29 Bryan Shields, 6-1, 195, Sr.-SQ

HOLDER

- 17 Doug Deakin, 6-0, 185, Sr.*
 14 Brian Stahovich, 6-0, 190, Jr.**
 10 Josh O'Brien, 6-4, 230, Sr.-SQ

LONG SNAPPER

- 58 **Aaron Brewer**, 6-5, 215, Jr.**
 55 Neil Spencer, 6-2, 280, Jr.*
 50 Trask Iosefa, 6-0, 300, Sr.***

KICKOFF RETURNS

- 30 Davon Brown, 5-9, 190, Sr.*** **AND**
 11 Brandon Davis, 6-2, 190, Jr.**

PUNT RETURNS

- 29 Larry Parker, 5-11, 170, Jr.*
 2 Leon McFadden, 5-10, 180, So.*

* - Denotes number of letters earned through the 2009 season. Injured players are listed in italics and at the bottom of the depth chart. **Players in red are returning starters.** Underline players are newcomers or freshmen that redshirted last season.

INJURED - OUT FOR EXTENDED TIME

- 2 Preston King, 5-10, 170, So.*
 34 J.J. Whitaker, 5-10, 175, Fr.-HS (rt. knee)
 72 Tom Rische, 6-4, 305, Sr.-SQ (lt. knee)
 7 **Alston Umuolo**, 6-4, 255, Sr.*** (hip)
 5 **Dey Juan Hemmings**, 5-11, 210, Sr.*** (rt ankle)

CAPTAINS

- 17 Doug Deakin, 6-0, 185, Sr.*
 99 Ernie Lawson, 6-3, 275, Sr.***
 22 Andrew Preston, 6-1, 210, Sr.***

GAME 1

Sept. 4 • Qualcomm Stadium (25,290)

vs. Nicholls

SAN DIEGO – The San Diego State football team put on a dominating performance on both sides of the ball, blanking first-time opponent Nicholls State, 47-0, for its first win in a season-opener in six years. The Aztecs outgained the Colonels, 531-171, posted their first shutout since 2003, and logged their largest margin of victory in 14 years in front of 25,290 fans at Qualcomm Stadium.

Despite the rout, SDSU took awhile to get started with both teams attempting to shake off the first-game jitters. The Aztecs' first two drives of the evening resulted in a missed 42-yard field goal and then a fumble on their own 19-yard line. Luckily, the visitors were unable to capitalize on that mistake, as the SDSU defense stepped up with consecutive sacks followed by another tackle for loss that made Nicholls attempt a 40-yard field goal, which it also missed.

The Aztecs used the run game to find the end zone for the first time in 2010, as the team utilized five consecutive draw plays, capped by a six-yard TD rush by senior Davon Brown, to get on the scoreboard for the first time, 7-0.

After Nicholls turned the ball over on downs at the SDSU 29-yard line, the home team wasted little time in doubling its lead as quarterback Ryan Lindley found DeMarco Sampson down the sideline for a quick 71-yard touchdown.

The Aztecs took advantage of good field position for its final tally of the first half, as Lindley completed passes of 14, 20 and finally 18 yards to Sampson for the 21-0 lead.

Little changed for either side coming out of the locker room. After its only punt of the game, San Diego State scored on each its final five possessions, posting a pair of field goals and three touchdowns by three different running backs to ring up 47 points, its highest offensive output since a 52-point outburst in 2007.

Nicholls had just one legitimate scoring chance in the second half, getting to first and goal from the Aztec five-yard line on its first drive of the third quarter. The SDSU defense, however, again turned the Colonels away, dropping them for a two-yard loss on first down, holding them to no gain on second down and forcing an incomplete pass on third down. The visitors attempted a short 24-yard field goal, but that too was turned back when Aztec linebacker Logan Ketchum blocked the kick.

Defensively, SDSU held an opponent to under 200 yards of total offense for first time since 2004, and to less than 100 yards in both categories for the first time since 1998. Overall, the defense had 12 tackles for loss, including three sacks, and did not let Nicholls past its own 43-yard line on its final five possessions of the game.

Offensively, the Aztecs sported a very balanced attack with 218 rushing yards and 313 passing yards. Lindley was 17-for-26 for 303 yards, no interceptions and the two touchdowns, which both went to Sampson, who had seven receptions for 179 yards. SDSU's Walter Kazee (74 yards), Ronnie Hillman (65 yards) and Davon Brown (65 yards) all rushed for over 65 yards apiece and all scored at least one TD.

	1	2	3	4	Total
Nicholls	0	0	0	0	- 0
San Diego State	0	20	10	17	- 47

- SD – D. Brown 6-yd run (A. Perez kick) – 9 plays, 77 yards, 4:30 (11:31, 2nd)
- SD – Sampson 71-yd pass from Lindley (kick failed) – 1 plays, 71 yards, 0:09 (5:46, 2nd)
- SD – Sampson 18-yd pass from Lindley (A. Perez kick) – 6 plays, 54 yards, 2:19 (1:48, 2nd)
- SD – D. Brown 21-yd run (A. Perez kick) – 6 plays, 68 yards, 2:16 (7:00, 3rd)
- SD – A. Perez 44-yd FG – 7 plays, 48 yards, 2:44 (2:13, 3rd)
- SD – A. Perez 27-yd FG – 10 plays, 48 yards, 4:38 (10:00, 4th)
- SD – Kazee 46-yd run (A. Perez kick) – 2 plays, 47 yards, 0:51 (8:05, 4th)
- SD – Hillman 6-yd run (B. Shields kick) – 5 plays, 21 yards, 2:37 (2:29, 4th)

INDIVIDUAL STATS

Rushing (Atts.-Yards-TDs): NICH: Caston 17-49; Turner 10-45; Johnson 2-17; Moore 1-2; Warren 1-(-4); Madu 1-(-7); Klann 5-(-14). SDSU: Kazee 6-74-1; Hillman 15-65-1; D. Brown 11-65-2; Sullivan 2-14.

Passing (Att.-Comp.-Int., Yards, TDs): NICH: Caston 25-12-0, 83, 0; Klann 1-0-0, 0, 0; SDSU: Lindley 26-17-0, 303, 2; Bernardis 1-1-0, 10, 0.

Receiving (No.-Yards-TDs): NICH: Turner 3-28; Blair 3-20; Warren 2-13; Johnson 2-(-3); Allen 1-16; Nichols 1-9. SDSU: Sampson 7-179-2; V. Brown 5-39; Sandifer 2-40; Escobar 1-27; D. Brown 1-14; O'Brien 1-10; Umuolo 1-4.

TEAM STATS	NICH	SDSU
First Downs	12	23
Rushes-Yards	37-88	34-218
Passing Yards	83	313
C-A-I	12-26-0	18-27-0
Total Offense	171	531
Fumbles-Lost	3-1	1-1
Penalties-Yards	8-62	5-54
Possession Time	32:55	27:05
Turnovers	1	1
Average Field Pos.	NICH 29	SDSU 33

GAME 2

Sept. 11 • Aggie Memorial Stadium (16,891)

at New Mexico State

LAS CRUCES, N.M. – Behind freshman Ronnie Hillman's four, second-half touchdowns, the San Diego State football team started a season 2-0 for the first time in 16 years by defeating New Mexico State for the second consecutive campaign, 41-21, at Aggie Memorial Stadium.

The Aztecs once again used a balanced offensive attack, compiling 244 yards on the ground and 315 yards through the air to exceed the 500-yard mark in total offense in back-to-back outings for the first time since 2005. The SDSU defense, meanwhile, surrendered only 328 yards with 149 of those yards coming on five plays.

The Aggies, playing in their first contest of 2010, looked to gain momentum early, taking the opening kick off and putting together a 11-play, 61-yard drive, bolstered by a 27-yard reception and an Aztec pass interference penalty on third and 20. NMSU kicker Tyler Stampler, however, missed wide right on a 37-yard field-goal leaving the game still scoreless.

Taking over, San Diego State attempted five passes on its first six offensive plays, completing three of them to set up a 4th-and-1 at its own 40-yard line. The Aztecs gambled and went for it, but Davon Brown was stuffed at the line of scrimmage and NMSU took over on downs. Utilizing the short field, the Aggies scored just over two minutes later on an 18-yard rush by Kenny Turner to take a 7-0 lead.

After a three and out on its next drive, SDSU got on the board at the end of the first quarter, settling for a 25-yard Abel Perez field goal, despite having first and goal at the Aggie 10-yard line.

This proved to be a common theme for the Aztec offense in the second quarter, as it was unable to get into the end zone on each of its next two possessions, despite getting deep into NMSU territory. Place-kicker Perez made a 32-yard field goal, but missed on his next attempt from 37 yards out, meaning SDSU still trailed 7-6.

The Aztecs finally took the lead with 1:26 left until the half, as quarterback Ryan Lindley found Gavin Escobar for a 14-yard TD reception and the 13-7 advantage.

The second half turned into the Hillman show, as he started off the third quarter with a sensational 44-yard touchdown run and scored three more times, logging 15 carries for 120 yards in the final 30 minutes for the first 100-yard effort of his career.

NMSU, whose offense was limited to -3 yards in the second quarter, utilized quick strikes to keep the game close, scoring touchdowns on a one-play drive and later a three-play possession to only trail 27-21 with 11:45 left in the game.

SDSU would immediately answer, as a 57-yard screen pass from Lindley to Brandon Sullivan on a third and nine led to Hillman's third TD of the night. The freshman capped scoring following an NMSU turnover, rushing three consecutive times to put the final score at 41-21.

	1	2	3	4	Total
San Diego State	3	10	14	14	- 41
New Mexico State	7	0	7	7	- 21

- NMSU – Turner 18-yd run (Stampler kick) – 4 plays, 40 yards, 2:12 (5:49, 1st)
- SD – A. Perez 25-yd FG – 5 plays, 57 yards, 1:09 (1:13, 1st)
- SD – A. Perez 32-yd FG – 9 plays, 30 yards, 3:43 (10:28, 2nd)
- SD – Escobar 14-yd pass from Lindley (A. Perez kick) – 9 plays, 59 yards, 4:29 (1:26, 2nd)
- SD – Hillman 44-yd run (A. Perez kick) – 4 plays, 59 yards, 1:27 (13:25, 3rd)
- NMSU – Allen 58-yd pass from Christian (Stampler kick) – 1 plays, 58 yards, 0:11 (6:55, 3rd)
- SD – Hillman 4-yd run (A. Perez kick) – 5 plays, 74 yards, 2:05 (6:55, 3rd)
- NMSU – Lee 16-yd pass from Christian (Stampler kick) – 3 plays, 60 yards, 0:53 (11:45, 4th)
- SD – Hillman 2-yd run (A. Perez kick) – 6 plays, 81 yards, 2:47 (8:52, 4th)
- SD – Hillman 1-yd run (A. Perez kick) – 3 plays, 13 yards, 1:22 (4:28, 4th)

INDIVIDUAL STATS

Rushing (Atts.-Yards-TDs): SDSU: Hillman 22-150-4; Kazee 10-52; D. Brown 4-50; Sullivan 1-1; Sampson 1-(-3).

Passing (Att.-Comp.-Int., Yards, TDs): SDSU: Lindley 42-20-0, 319, 1; D. Brown 0-1-0, 0, 0; NMSU: Christian 34-17-0, 223, 2.

Receiving (No.-Yards-TDs): SDSU: V. Brown 5-99; Sampson 4-73; Sullivan 3-69; Escobar 2-33-1; Umuolo 2-15; Sandifer 2-9; Denso 1-11; Kazee 1-10. NMSU: Nelson 5-28; Allen 4-114-1; Lee 4-40-1; Preston 2-27; Smith 1-7; Frazier 1-7.

TEAM STATS	SDSU	NMSU
First Downs	24	17
Rushes-Yards	40-244	26-105
Passing Yards	319	223
C-A-I	20-43-0	17-34-0
Total Offense	563	328
Fumbles-Lost	0-0	2-1
Penalties-Yards	10-106	9-86
Possession Time	33:13	26:47
Turnovers	0	1
Average Field Pos.	SDSU 32	NMSU 27

GAME 3

Sept. 18 • Faurot Field (56,050)

at rv/No. 25 Missouri

COLUMBIA, Mo. – Heartbreak once again found the San Diego State football team, as host and 25th-ranked Missouri overcame a four-point deficit on a 68-yard touchdown pass with just 51 seconds left in the game to allow the Tigers to escape with a 27-24 victory in front of over 56,000 at Faurot Field in Columbia.

The Aztecs trailed for most of the game, but took their first lead with 10, fourth-quarter points on a miraculous 93-yard touchdown run by Ronnie Hillman and a 25-yard field goal from Abel Perez to go ahead 24-20 with just over two minutes left.

The SDSU defense, which forced three Missouri turnovers in the fourth quarter, wasn't able to stop Tiger wideout T.J. Moe, who caught a pass along the far sideline, evaded tacklers and rambled 68 yards for the game-winner.

The Tigers' scoring drive took just 31 seconds, leaving the Aztecs with 51 ticks to drive the length of the field. A 27-yard pass play was negated by a penalty and SDSU was able to move only 13 yards before time expired.

San Diego State had its chances in the fourth quarter to put more points on the board or at least run down more time on the game clock. Trailing 20-14, the Aztec defense recovered a fumble at the Tigers' seven-yard line, but after getting four yards on first down, SDSU quarterback Ryan Lindley overthrew tight end Gavin Escobar and Missouri's Kevin Rutland intercepted the pass in the end zone.

Leading 21-20 with under five minutes left, the Aztecs had first down at the Missouri 14-yard line, but two rushes for six yards and an incomplete pass on third down forced them to settle for a field goal.

SDSU got the ball right back two offensive plays later as cornerback Leon McFadden intercepted Blaine Gabbert's pass at the Missouri 37. With just 1:47 remaining, the Aztecs were unable to get a first down, advancing only two yards and running off only 25 seconds before being forced to punt and leaving the Tigers with 1:22 to notch the game-winning play.

Each team started the game off well offensively, as both scored a touchdown on its opening drives. Missouri broke the tie with a 34-yard field goal at the end of the first quarter and jumped ahead by 10 points with a 11-yard TD run with only a minute left until halftime. The Aztecs reclaimed the momentum heading into the locker room, however, when Hillman broke loose for a 75-yard touchdown with just nine seconds left in the half to put SDSU down only 17-14.

Missouri kicked another field goal in the third quarter, setting up the fateful final 15 minutes, which began with the Aztecs trailing 20-14.

Despite the loss, Hillman continued to dazzle, carrying 23 times for 228 yards and the touchdown runs of 75 and 93 yards, the latter of which was the second-longest rush in school history.

SDSU ran for over 200 yards for the third straight game and the two sides tied with exactly 440 yards of total offense apiece.

	1	2	3	4	Total
San Diego State	7	7	0	10	- 24
No. 25 Missouri	10	7	3	7	- 27

- MU – Moore 17-yd run (Ressel kick) – 9 plays, 80 yards, 3:16 (11:44, 1st)
- SD – Kazee 11-yd run (A. Perez kick) – 10 plays, 80 yards, 4:10 (7:34, 1st)
- MU – Ressel 34-yd FG – 7 plays, 20 yards, 2:08 (0:26, 1st)
- MU – Gabbert 11-yd run (Ressel kick) – 8 plays, 78 yards, 2:01 (1:00, 2nd)
- SD – Hillman 75-yd run (A. Perez kick) – 3 plays, 79 yards, 0:35 (0:19, 2nd)
- MU – Ressel 38-yd FG – 12 plays, 75 yards, 4:56 (6:52, 3rd)
- SD – Hillman 93-yd run (A. Perez kick) – 2 plays, 94 yards, 0:56 (10:55, 4th)
- SD – A. Perez 25-yd FG – 6 plays, 37 yards, 2:51 (2:03, 4th)
- MU – Moe 68-yd pass from Gabbert (Ressel kick) – 2 plays, 88 yards, 0:31 (0:51, 4th)

INDIVIDUAL STATS

Rushing (Atts.-Yards-TDs): SDSU: Hillman 23-228-2; Kazee 7-26-1; Sullivan 1-2; D. Brown 1-0; Lindley 1-(-6). MU: Josey 10-36; Moore 6-34-1; Lawrence 3-29; Team 1-(-1); Gabbert 7-(-9)-1

Passing (Att.-Comp.-Int., Yards, TDs): SDSU: Lindley 44-20-1, 190, 0; MU: Gabbert 28-51-2, 351, 1.

Receiving (No.-Yards-TDs): SDSU: Sampson 6-81; V. Brown 5-17; Sullivan 2-41; Sandifer 2-9; Escobar 2-5; Kazee 1-28; D. Brown 1-7; Hillman 1-2. MU: Egnew 13-145; Moe 7-119-1; Jackson 4-47; Gerau 1-28; Josey 1-8; Woodland 1-5; McGaffie 1-(-1).

TEAM STATS	SDSU	MU
First Downs	17	25
Rushes-Yards	33-250	27-89
Passing Yards	190	351
C-A-I	20-44-1	28-51-2
Total Offense	440	440
Fumbles-Lost	0-0	4-1
Penalties-Yards	10-56	2-30
Possession Time	31:58	28:02
Turnovers	1	3
Average Field Pos.	SDSU 27	MU 26

GAME 4

Sept. 25 • Qualcomm Stadium (45,682)

vs. Utah State

SAN DIEGO – San Diego State scored touchdowns on each of its first four possessions of the game, running out to a 28-0 lead and never looking back, as the Aztecs finished their 2010 non-conference campaign with a 41-7 drubbing of Utah State at Qualcomm Stadium. Over 45,000 fans turned out to see the team improve to 3-1 on the season, matching the program's best start in 29 years.

SDSU continued to sport a well-balanced attack with 142 yards on the ground and 362 yards through the air for its third game this season with over 500 yards of total offense. The Aztec defense, meanwhile, put a near lid on anything the Utah State offense could muster, limiting the Aggies to only 245 yards and a single touchdown, which was set up by a turnover on special teams.

After Utah State punted on the initial drive of the game, the Aztecs took over and took six plays, highlighted by a 21-yard reception by Brandon Sullivan on third-and-4, to get to the Aggie 17-yard line. SDSU then gave the ball to freshman Ronnie Hillman on four consecutive running plays, plunging in from a yard out for the 7-0 lead.

The Aztecs doubled that advantage just over two and a half minutes later when quarterback Ryan Lindley connected with tight end Gavin Escobar on a 45-yard reception that set up another rushing score, this time by sophomore Walter Kazee.

San Diego State used a little trickery on its third touchdown of the first quarter as Lindley faked a handoff on fourth-and-1, kept the ball behind his back and then found freshman tight end Bryce Quigley wide open for a 28-yard touchdown, the first of his collegiate career.

With the Aztecs already leading 28-0, Utah State's lone scoring threat in the first half stalled at the SDSU 29, as quarterback Diondre Borel's pass fell incomplete on a fourth-and-6.

The Aggies finally got on the scoreboard at the 9:43 mark of the third quarter, taking advantage of a San Diego State fumble on a punt return at its own 17-yard line, to reach the end zone on a 7-yard rush by Derrvin Speight and make the score 28-7.

It didn't take long for the Aztecs to answer, as Lindley connected with Vincent Brown for the wideout's second long touchdown catch of the day - this one for 82 yards - less than a minute later. SDSU would tally six more points on two Abel Perez field goals to capture the 41-7 victory.

Lindley finished with a season-high 362 yards passing, completing over 70 percent of his throws, to go with his three TDs. Vincent Brown had five receptions for 177 yards and two scores, while Hillman had 23 carries for 89 yards and one touchdown. Defensively, cornerback Leon McFadden tallied a team-best seven stops and a career-high three tackles for a loss of 20 yards.

	1	2	3	4	Total
Utah State	0	0	7	0	- 7
San Diego State	21	7	10	3	- 41

- SD – Hillman 1-yd run (A. Perez kick) – 10 plays, 58 yards, 4:58 (7:57, 1st)
- SD – Kazee 5-yd run (A. Perez kick) – 4 plays, 59 yards, 1:21 (5:14, 1st)
- SD – Quigley 28-yd pass from Lindley (A. Perez kick) – 7 plays, 70 yards, 2:38 (0:08, 1st)
- SD – V. Brown 65-yd pass from Lindley (A. Perez kick) – 6 plays, 97 yards, 2:58 (8:43, 2nd)
- USU – Speight 7-yd run (Loveless kick) – 5 plays, 17 yards, 1:08 (9:43, 3rd)
- SD – V. Brown 82-yd pass from Lindley (A. Perez kick) – 2 plays, 80 yards, 1:01 (8:42, 3rd)
- SD – A. Perez 20-yd FG – 10 plays, 45 yards, 4:42 (1:57, 3rd)
- SD – A. Perez 37-yd FG – 8 plays, 26 yards, 4:54 (1:53, 4th)

INDIVIDUAL STATS

Rushing (Atts.-Yards-TDs): USU: Speight 11-51-1; DeMartino 6-35; Williams 4-14; Marshall 1-10; Borel 18-5. SDSU: Hillman 23-89-1; Kazee 9-27-1; Deakin 1-13; Sampson 2-12; Sullivan 1-3; Lindley 2-3.

Passing (Att.-Comp.-Int., Yards, TDs): USU: Borel 31-14-1, 130, 0; SDSU: Lindley 24-17-1, 362, 3.

Receiving (No.-Yards-TDs): USU: Watkins 5-51; Moats 4-31; Bartlett 2-21; Morgan 1-23; Van Leeuwen 1-6; Reynolds 1-(-2). SDSU: V. Brown 5-117-2; Sullivan 3-37; Escobar 2-57; Sampson 2-40; Quigley 2-33-1; Denso 1-8; Sandifer 1-6; Hillman 1-4.

TEAM STATS	USU	SDSU
First Downs	14	18
Rushes-Yards	40-115	38-142
Passing Yards	130	362
C-A-I	14-31-1	17-24-1
Total Offense	245	504
Fumbles-Lost	0-0	2-1
Penalties-Yards	8-80	7-70
Possession Time	28:43	31:17
Turnovers	1	2
Average Field Pos.	USU 31	SDSU 28

2010 TEAM STATISTICS

Team Statistics	SDSU	OPP
SCORING	153	55
Points Per Game	38.2	13.8
FIRST DOWNS	82	68
Rushing	32	22
Passing	44	36
Penalty	6	10
RUSHING YARDAGE	854	397
Yards gained rushing	900	553
Yards lost rushing	46	156
Rushing Attempts	145	130
Average Per Rush	5.9	3.1
Average Per Game	213.5	99.2
TDs Rushing	13	4
PASSING YARDAGE	1184	787
Comp-Att-Int	75-138-2	71-142-3
Average Per Pass	8.6	5.5
Average Per Catch	15.8	11.1
Average Per Game	296.0	196.8
TDs Passing	6	3
TOTAL OFFENSE	2038	1184
Total Plays	283	272
Average Per Play	7.2	4.4
Average Per Game	509.5	296.0
KICK RETURNS: #-Yards	11-223	19-410
PUNT RETURNS: #-Yards	13-74	11-99
INT RETURNS: #-Yards	3-33	2-24
KICK RETURN AVERAGE	20.3	21.6
PUNT RETURN AVERAGE	5.7	9.0
INT RETURN AVERAGE	11.0	12.0
FUMBLES-LOST	3-2	9-3
PENALTIES-Yards	32-286	27-258
Average Per Game	71.5	64.5
PUNTS-Yards	18-853	32-1330
Average Per Punt	47.4	41.6
Net punt average	40.8	38.0
TIME OF POSSESSION/Game	30:53	29:07
3RD-DOWN Conversions	27/61	15/60
3rd-Down Pct	44%	25%
4TH-DOWN Conversions	2/5	0/4
4th-Down Pct	40%	0%
SACKS BY-Yards	9-57	1-6
MISC YARDS	25	0
TOUCHDOWNS SCORED	19	7
FIELD GOALS-ATTEMPTS	7-10	2-5
ON-SIDE KICKS	0-0	0-0
RED-ZONE SCORES	(16-19) 84%	(7-10) 70%
RED-ZONE TOUCHDOWNS	(10-19) 53%	(5-10) 50%
PAT-ATTEMPTS	(18-19) 95%	(7-7) 100%
ATTENDANCE	70972	72941
Games/Avg Per Game	2/35486	2/36470
Neutral Site Games		0/0

Score by Quarters	1st	2nd	3rd	4th	OT	Total
San Diego State	31	44	34	44	0	153
Opponents	17	7	17	14	0	55

2010 INDIVIDUAL STATISTICS

Rushing	gp	att	gain	loss	net	avg	td	lg	avg/g
HILLMAN, Ronnie	4	83	556	24	532	6.4	8	93	133.0
KAZEE, Walter	4	32	180	6	174	5.4	3	46	43.5
BROWN, Davon	4	16	116	1	115	7.2	2	44	28.8
SULLIVAN, Brand	4	5	20	0	20	4.0	0	9	5.0
DEAKIN, Doug	4	1	13	0	13	13.0	0	13	3.2
SAMPSON, DeMarc	4	3	12	3	9	3.0	0	10	2.2
LINDLEY, Ryan	4	3	3	6	-3	-1.0	0	3	-0.8
TEAM	3	2	0	6	-6	-3.0	0	0	-2.0
Total	4	145	900	46	854	5.9	13	93	213.5
Opponents	4	130	553	156	397	3.1	4	26	99.2

Passing	gp	effic	comp-att-int	pct	yds	td	lg	avg/g
LINDLEY, Ryan	4	138.54	74-136-2	54.4	1174	6	82	293.5
BERNARDS, Jake	1	184.00	1-1-0	100.0	10	0	10	10.0
BROWN, Davon	4	0.00	0-1-0	0.0	0	0	0	0.0
Total	4	137.87	75-138-2	54.3	1184	6	82	296.0
Opponents	4	99.30	71-142-3	50.0	787	3	68	196.8

Receiving	gp	no.	yds	avg	td	lg	avg/g
BROWN, Vincent	4	20	332	16.6	2	82	83.0
SAMPSON, DeMarc	4	19	373	19.6	2	71	93.2
SULLIVAN, Brand	4	8	147	18.4	0	57	36.8
ESCOBAR, Gavin	4	7	122	17.4	1	45	30.5
SANDIFER, Domin	4	7	64	9.1	0	29	16.0
UMUOLO, Alston	2	3	19	6.3	0	11	9.5
KAZEE, Walter	4	2	38	19.0	0	28	9.5
QUIGLEY, Bryce	2	2	33	16.5	1	28	16.5
BROWN, Davon	4	2	21	10.5	0	14	5.2
DENSO, Dylan	4	2	19	9.5	0	11	4.8
HILLMAN, Ronnie	4	2	6	3.0	0	4	1.5
O'BRIEN, Josh	4	1	10	10.0	0	10	2.5
Total	4	75	1184	15.8	6	82	296.0
Opponents	4	71	787	11.1	3	68	196.8

Punt Returns	no.	yds	avg	td	lg
PARKER, Larry	5	22	4.4	0	14
MCFADDEN, Leon	5	46	9.2	0	23
SANDIFER, Domin	3	6	2.0	0	6
Total	13	74	5.7	0	23
Opponents	11	99	9.0	0	32

Interceptions	no.	yds	avg	td	lg
MCFADDEN, Leon	1	0	0.0	0	0
BERHE, Nat	1	10	10.0	0	10
LEWIS, Darryn	1	23	23.0	0	23
Total	3	33	11.0	0	23
Opponents	2	24	12.0	0	24

Kick Returns	no.	yds	avg	td	lg
BROWN, Davon	10	187	18.7	0	25
DAVIS, Brandon	1	36	36.0	0	36
Total	11	223	20.3	0	36
Opponents	19	410	21.6	0	29

Fumble Returns	no.	yds	avg	td	lg
Total	0	0	0.0	0	0
Opponents	0	0	0.0	0	0

2010 INDIVIDUAL STATISTICS

Scoring	td	fg	PAT				dxp	saf	pts
			kick	rush	rcv	pass			
HILLMAN, Ronnie	8	-	-	-	-	-	-	48	
PEREZ, Abel	-	7-10	17-18	-	-	-	-	38	
KAZEE, Walter	3	-	-	-	-	-	-	18	
BROWN, Vincent	2	-	-	-	-	-	-	12	
SAMPSON, DeMarc	2	-	-	-	-	-	-	12	
BROWN, Davon	2	-	-	-	-	-	-	12	
QUIGLEY, Bryce	1	-	-	-	-	-	-	6	
ESCOBAR, Gavin	1	-	-	-	-	-	-	6	
SHIELDS, Bryan	-	-	1-1	-	-	-	-	1	
Total	19	7-10	18-19	-	-	-	-	153	
Opponents	7	2-5	7-7	-	-	-	-	55	

Total Offense	g	plays	rush	pass	total	avg/g
LINDLEY, Ryan	4	139	-3	1174	1171	292.8
HILLMAN, Ronnie	4	83	532	0	532	133.0
KAZEE, Walter	4	32	174	0	174	43.5
BROWN, Davon	4	17	115	0	115	28.8
SULLIVAN, Brand	4	5	20	0	20	5.0
DEAKIN, Doug	4	1	13	0	13	3.2
BERNARDS, Jake	1	1	0	10	10	10.0
SAMPSON, DeMarc	4	3	9	0	9	2.2
TEAM	3	2	-6	0	-6	-2.0
Total	4	283	854	1184	2038	509.5
Opponents	4	272	397	787	1184	296.0

Field Goals	fg	pct.	01-19	20-29	30-39	40-49	50-99	lg	blk
PEREZ, Abel	7-10	70.0	0-0	4-4	2-3	1-3	0-0	44	0

Punting	no.	yds	avg	lg	tb	fc	i20	50+	blk
STAHOVICH, Bria	18	853	47.4	67	1	3	6	8	0
Total	18	853	47.4	67	1	3	6	8	0
Opponents	32	1330	41.6	58	2	5	11	3	0

FG Sequence	San Diego State	Opponents
Nicholls State	42,(44),(27)	40,24
New Mexico State	(25),(32),37,45	37
Missouri	(25)	(34),(38)
Utah State	(20),(37)	-

Kickoffs	no.	yds	avg	tb	ob	retn	net	ydln
PEREZ, Abel	30	2051	68.4	11	0			
Total	30	2051	68.4	11	0	21.6	47.4	22
Opponents	13	873	67.2	2	0	20.3	46.9	23

Numbers in (parentheses) indicate field goal was made.

2010 INDIVIDUAL STATISTICS

All Purpose	g	rush	rcv	pr	kr	ir	total	avg/g
HILLMAN, Ronni	4	532	6	0	0	0	538	134.5
SAMPSON, De	4	9	373	0	0	0	382	95.5
BROWN, Vincen	4	0	332	0	0	0	332	83.0
BROWN, Davon	4	115	21	0	187	0	323	80.8
KAZEE, Walter	4	174	38	0	0	0	212	53.0
SULLIVAN, Bran	4	20	147	0	0	0	167	41.8
ESCOBAR, Gavi	4	0	122	0	0	0	122	30.5
SANDIFER, Do	4	0	64	6	0	0	70	17.5
MCFADDEN, Le	4	0	0	46	0	0	46	11.5
DAVIS, Brandon	4	0	0	0	36	0	36	9.0
QUIGLEY, Bryce	2	0	33	0	0	0	33	16.5
LEWIS, Darryn	4	0	0	0	0	23	23	5.8
PARKER, Larry	3	0	0	22	0	0	22	7.3
UMUOLO, Alsto	2	0	19	0	0	0	19	9.5
DENSO, Dylan	4	0	19	0	0	0	19	4.8
DEAKIN, Doug	4	13	0	0	0	0	13	3.2
BERHE, Nat	4	0	0	0	0	10	10	2.5
O'BRIEN, Josh	4	0	10	0	0	0	10	2.5
LINDLEY, Ryan	4	-3	0	0	0	0	-3	-0.8
TEAM	3	-6	0	0	0	0	-6	-2.0
Total	4	854	1184	74	223	33	2368	592.0
Opponents	4	397	787	99	410	24	1717	429.2

2010 DEFENSIVE STATISTICS

##	Defensive Leaders	gp	Tackles			tfl/yds	Sacks no-yds	Pass defense			Fumbles		blkd	
			ua	a	tot			int-yds	brup	qbh	rcv-yds	ff	kick	saf
22	PRESTON, Andrew	4	15	6	21	.	.	.	1	
9	BURRIS, Miles	4	9	9	18	4.0-17	1.0-6	.	.	.	1	.	.	
52	YARBROUGH, Marc	4	10	6	16	2.0-5	1.0-4	.	1	
2	MCFADDEN, Leon	4	8	8	16	3.0-20	.	1-0	3	
31	KETCHUM, Logan	4	10	5	15	2.0-3	0.5-1	.	2	.	.	1	.	
94	LONG, Jerome	4	7	8	15	4.5-13	1.0-7	
20	BERHE, Nat	4	8	6	14	1.0-2	.	1-10	1	.	1-0	.	.	
11	DAVIS, Brandon	4	8	4	12	1.0-8	1.0-8	.	1	
3	LEWIS, Darryn	4	8	4	12	1.0-2	.	1-23	1	
54	BARKSDALE, Deme	4	7	4	11	1.0-14	1.0-14	.	1	.	1-0	.	.	
36	TENHAEFF, Nick	4	9	2	11	1.5-6	1.0-4	
44	ANDREWS, Rob	4	6	4	10	0.5-2	
90	WILLIAMS, B.J.	4	7	3	10	1.0-4	1.0-4	
26	ANDREWS, Marcus	4	4	5	9	.	.	.	3	
55	SPENCER, Neil	4	4	4	8	1.0-4	1-0	.	.	
15	PEREZ, Jose	4	5	3	8	2.0-5	.	.	2	
2A	WADE, Josh	4	3	4	7	
41	STEVENS, Khalid	4	4	3	7	1.5-2	.	.	1	
99	LAWSON, Ernie	4	1	4	5	0.5-1	.	.	1	1	.	.	.	
4	HORN, Romeo	3	4	.	4	
47	TAUANUU, Jacob	4	2	2	4	0.5-0	.	.	2	
9A	PARKER, Larry	3	4	.	4	1.0-4	.	.	1	.	.	1	.	
49	AUTELE, J.J.	4	1	2	3	1.5-1	0.5-0	
39	SILUANO, Rene	4	2	1	3	
33	SHUMATE, Colin	3	3	.	3	
58	BREWER, Aaron	4	1	2	3	
59	THOMAS, Jordan	4	2	.	2	
6	LEMON, Gabe	2	2	.	2	
56	FELY, Jake	3	1	1	2	1.5-10	1.0-9	
24	LOCKETT, Colin	2	1	.	1	
88	ESCOBAR, Gavin	4	1	.	1	
91	TRUJILLO, Frede	2	1	.	1	1.0-3	1	.	
5	HEMMINGS, Dey J	2	1	.	1	
	TM TEAM	3	1	.	1	1.0-3	1	.	
0B	GORDERT, Chris	1	1	.	1	
	Total	4	161	100	261	34-129	9-57	3-33	21	1	3-0	4	1	
	Opponents	4	155	118	273	16-41	1-6	2-24	12	1	2-0	2	.	

RED ZONE STATISTICS

San Diego State Inside Opponent Red-Zone

Date	Opponent	Score	Times In RZ	Times Scored	Total Pts	TDs	Rush TDs	Pass TDs	FGs Made	Failed to score inside RZ					
										FGA	Down	Int	Fumb	Half	Game
Sep 04, 2010	NICHOLLS STATE	W 47-0	4	4	24	3	2	1	1	0	0	0	0	0	0
Sep 11, 2010	at New Mexico State	W 41-21	8	6	34	4	3	1	2	2	0	0	0	0	0
Sep 18, 2010	at Missouri	L 24-27	3	2	10	1	1	0	1	0	0	1	0	0	0
Sep 25, 2010	UTAH STATE	W 41-7	4	4	20	2	2	0	2	0	0	0	0	0	0
Totals			19	16	88	10	8	2	6	2	0	1	0	0	0
16 of 19 (84.2%)															

Opponents Inside San Diego State Red-Zone

Date	Opponent	Score	Times In RZ	Times Scored	Total Pts	TDs	Rush TDs	Pass TDs	FGs Made	Failed to score inside RZ					
										FGA	Down	Int	Fumb	Half	Game
Sep 04, 2010	NICHOLLS STATE	W 47-0	2	0	0	0	0	0	0	2	0	0	0	0	0
Sep 11, 2010	at New Mexico State	W 41-21	3	2	14	2	1	1	0	1	0	0	0	0	0
Sep 18, 2010	at Missouri	L 24-27	4	4	20	2	2	0	2	0	0	0	0	0	0
Sep 25, 2010	UTAH STATE	W 41-7	1	1	7	1	1	0	0	0	0	0	0	0	0
Totals			10	7	41	5	4	1	2	3	0	0	0	0	0
7 of 10 (70.0%)															

2010 SAN DIEGO STATE GAME-BY-GAME

Date	Opponent	Rushing				Receiving				Passing				Kick Returns				Punt Returns				tot off
		no.	yds	td	lg	no.	yds	td	lg	cmp-att-int	yds	td	lg	no.	yds	td	lg	no.	yds	td	lg	
Sep 04	NICHOLLS STATE	34	218	4	46	18	313	2	71	18-27-0	313	2	71	1	9	0	9	5	47	0	23	531
Sep 11	at New Mexico State	40	244	4	44	20	319	1	57	20-43-0	319	1	57	4	97	0	36	2	5	0	4	563
Sep 18	at Missouri	33	250	3	93	20	190	0	31	20-44-1	190	0	31	4	84	0	25	4	16	0	13	440
Sep 25	UTAH STATE	38	142	2	15	17	362	3	82	17-24-1	362	3	82	2	33	0	17	2	6	0	6	504
San Diego State		145	854	13	93	75	1184	6	82	75-138-2	1184	6	82	11	223	0	36	13	74	0	23	2038
		130	397	4	26	71	787	3	68	71-142-3	787	3	68	19	410	0	29	11	99	0	32	1184

Games played: 4

Avg per rush: 5.9

Avg per catch: 15.8

Pass efficiency: 137.87

Kick ret avg: 20.3

Punt ret avg: 5.7

All purpose avg/game: 592.0

Total offense avg/gm: 509.5

Date	Opponent	Tackles				Sacks no-yds	Fumble		Pass Defense			Blkd kick	PAT Attempts					
		ua	a	total	tfl-yds		ff	fr-yds	int-yds	qbh	brup		kick	rush	rcv	saf	pts	
Sep 04	NICHOLLS STATE	49	10	59	12.0-46	3.0-17	2	1-0	0-0	0	6	1	5-6	0	0	0	0	47
Sep 11	at New Mexico State	22	42	64	6.0-18	1.0-7	1	1-0	0-0	1	4	0	5-5	0	0	0	0	41
Sep 18	at Missouri	40	30	70	7.0-9	1.0-1	1	1-0	2-23	0	5	0	3-3	0	0	0	0	24
Sep 25	UTAH STATE	50	18	68	9.0-56	4.0-32	0	0-0	1-10	0	6	0	5-5	0	0	0	0	41
San Diego State		161	100	261	34.0-129	9.0-57	4	3-0	3-33	1	21	1	18-19	0	0	0	0	153
		155	118	273	16.0-41	1.0-6	2	2-0	2-24	1	12	0	7-7	0	0	0	0	55

Date	Opponent	Punting									Field Goals			Kickoffs				
		no.	yds	avg	long	blkd	tb	fc	50+	i20	md-att	long	blkd	no.	yds	avg	tb	ob
Sep 04	NICHOLLS STATE	1	56	56.0	56	0	0	0	1	0	2-3	44	0	9	617	68.6	1	0
Sep 11	at New Mexico State	4	203	50.8	59	0	0	0	3	2	2-4	32	0	8	554	69.2	6	0
Sep 18	at Missouri	10	456	45.6	67	0	1	2	3	3	1-1	25	0	5	337	67.4	4	0
Sep 25	UTAH STATE	3	138	46.0	57	0	0	1	1	1	2-2	37	0	8	543	67.9	0	0
San Diego State		18	853	47.4	67	0	1	3	8	6	7-10	44	0	30	2051	68.4	11	0
		32	1330	41.6	58	0	2	5	3	11	2-5	38	1	13	873	67.2	2	0

2010 OPPONENT GAME-BY-GAME

Date	Opponent	Rushing				Receiving				Passing				Kick Returns				Punt Returns				tot off
		no.	yds	td	lg	no.	yds	td	lg	cmp-att-int	yds	td	lg	no.	yds	td	lg	no.	yds	td	lg	
Sep 04	NICHOLLS STATE	37	88	0	26	12	83	0	16	12-26-0	83	0	16	8	160	0	26	1	32	0	32	171
Sep 11	at New Mexico State	26	105	1	22	17	223	2	58	17-34-0	223	2	58	2	38	0	20	3	11	0	5	328
Sep 18	at Missouri	27	89	2	19	28	351	1	68	28-51-2	351	1	68	1	17	0	17	5	47	0	31	440
Sep 25	UTAH STATE	40	115	1	16	14	130	0	25	14-31-1	130	0	25	8	195	0	29	2	9	0	9	245
Opponents		130	397	4	26	71	787	3	68	71-142-3	787	3	68	19	410	0	29	11	99	0	32	1184
		145	854	13	93	75	1184	6	82	75-138-2	1184	6	82	11	223	0	36	13	74	0	23	2038

Games played: 4
 Avg per rush: 3.1
 Avg per catch: 11.1
 Pass efficiency: 99.30
 Kick ret avg: 21.6
 Punt ret avg: 9.0
 All purpose avg/game: 429.2
 Total offense avg/gm: 296.0

Date	Opponent	Tackles				Sacks	Fumble		Pass Defense			Blkd	PAT Attempts			saf	pts
		ua	a	total	tfl-yds		no-yds	ff	fr-yds	int-yds	qbh		brup	kick	kick		
Sep 04	NICHOLLS STATE	44	8	52	4.0-8	0.0-0	1	1-0	0-0	0	3	0	0-0	0	0	0	0
Sep 11	at New Mexico State	19	76	95	2.0-4	0.0-0	0	0-0	0-0	1	3	0	3-3	0	0	0	21
Sep 18	at Missouri	44	26	70	5.0-14	1.0-6	0	0-0	1-24	0	5	0	3-3	0	0	0	27
Sep 25	UTAH STATE	48	8	56	5.0-15	0.0-0	1	1-0	1-0	0	1	0	1-1	0	0	0	7
Opponents		155	118	273	16.0-41	1.0-6	2	2-0	2-24	1	12	0	7-7	0	0	0	55
		161	100	261	34.0-129	9.0-57	4	3-0	3-33	1	21	1	18-19	0	0	0	153

Date	Opponent	Punting									Field Goals			Kickoffs				
		no.	yds	avg	long	blkd	tb	fc	50+	i20	md-att	long	blkd	no.	yds	avg	tb	ob
Sep 04	NICHOLLS STATE	7	295	42.1	50	0	0	0	1	1	0-2	0	1	1	64	64.0	0	0
Sep 11	at New Mexico State	9	364	40.4	54	0	0	3	1	3	0-1	0	0	4	268	67.0	0	0
Sep 18	at Missouri	8	363	45.4	58	0	1	1	1	3	2-2	38	0	6	413	68.8	2	0
Sep 25	UTAH STATE	8	308	38.5	48	0	1	1	0	4	0-0	0	0	2	128	64.0	0	0
Opponents		32	1330	41.6	58	0	2	5	3	11	2-5	38	1	13	873	67.2	2	0
		18	853	47.4	67	0	1	3	8	6	7-10	44	0	30	2051	68.4	11	0

2010 SAN DIEGO STATE PARTICIPATION

#	PLAYER	GP-GS	NICH	NMSU	MU	USU
26	ANDREWS, Marcus	4/-	XXX	XXX	XXX	XXX
44	ANDREWS, Rob	4/-	XXX	XXX	XXX	XXX
49	AUTELE, J.J.	4/-	XXX	XXX	XXX	XXX
54	BARKSDALE, Deme	4/-	XXX	XXX	XXX	XXX
20	BERHE, Nat	4/-	XXX	XXX	XXX	XXX
12	BERNARDS, Jake	1/-	XXX
58	BREWER, Aaron	4/-	XXX	XXX	XXX	XXX
30	BROWN, Davon	4/2	START	START	XXX	XXX
80	BROWN, Vincent	4/4	START	START	START	START
9	BURRIS, Miles	4/4	START	START	START	START
11	DAVIS, Brandon	4/4	START	START	START	START
17	DEAKIN, Doug	4/-	XXX	XXX	XXX	XXX
84	DENSO, Dylan	4/-	XXX	XXX	XXX	XXX
60	DRAHEIM, Tommie	4/4	START	START	START	START
46	DRIVER, Jacob	2/-	XXX	XXX
68	EMBERNATE, Nik	4/4	START	START	START	START
88	ESCOBAR, Gavin	4/3	XXX	START	START	START
73	FARR, Kellen	4/-	XXX	XXX	XXX	XXX
56	FELY, Jake	3/-	XXX	XXX	XXX	...
93	GIBBS, Larry	2/-	XXX	XXX
0B	GORDERT, Chris	1/-	XXX
65	GORDON, Japheth	1/-	XXX
75	GRASSILLI, Leo	1/-	XXX
79	GUNTHER, Kurtis	4/4	START	START	START	START
5	HEMMINGS, Dey J	2/-	XXX	XXX
13	HILLMAN, Ronnie	4/1	XXX	XXX	XXX	START
4	HORN, Romeo	3/-	XXX	XXX	XXX	...
50	IOSEFA, Trask	4/4	START	START	START	START
71	JOHNSON, Alec	4/4	START	START	START	START
34	KAZEE, Walter	4/1	XXX	XXX	START	XXX
31	KETCHUM, Logan	4/4	START	START	START	START
99	LAWSON, Ernie	4/4	START	START	START	START
6	LEMON, Gabe	2/-	XXX	XXX
3	LEWIS, Darryn	4/4	START	START	START	START
14	LINDLEY, Ryan	4/4	START	START	START	START
24	LOCKETT, Colin	2/-	XXX	XXX
94	LONG, Jerome	4/3	START	START	START	XXX
74	MATAMUA, Mike	3/-	XXX	XXX	...	XXX
2	MCFADDEN, Leon	4/4	START	START	START	START
51	MILLER, Jimmy	1/-	XXX
10	O'BRIEN, Josh	4/-	XXX	XXX	XXX	XXX
9A	PARKER, Larry	3/-	XXX	XXX	XXX	...
38	PEREZ, Abel	4/-	XXX	XXX	XXX	XXX
15	PEREZ, Jose	4/4	START	START	START	START
22	PRESTON, Andrew	4/4	START	START	START	START
87	QUIGLEY, Bryce	2/-	XXX	XXX
70	ROMAN, Juan	1/-	XXX
1	SAMPSON, DeMarc	4/4	START	START	START	START
18	SANDIFER, Domin	4/2	START	START	XXX	XXX
29	SHIELDS, Bryan	1/-	XXX
85	SHIELDS, D.J.	4/2	XXX	XXX	START	START
33	SHUMATE, Colin	3/-	XXX	...	XXX	XXX
39	SILUANO, Rene	4/-	XXX	XXX	XXX	XXX
55	SPENCER, Neil	4/1	XXX	XXX	XXX	START
4A	STAHOVICH, Bria	4/-	XXX	XXX	XXX	XXX
41	STEVENS, Khalid	4/-	XXX	XXX	XXX	XXX
23	SULLIVAN, Brand	4/-	XXX	XXX	XXX	XXX
47	TAUANUU, Jacob	4/-	XXX	XXX	XXX	XXX
36	TENHAEFF, Nick	4/-	XXX	XXX	XXX	XXX
59	THOMAS, Jordan	4/-	XXX	XXX	XXX	XXX
91	TRUJILLO, Frede	2/-	XXX	XXX
7	UMUOLO, Alston	2/1	START	XXX
2A	WADE, Josh	4/-	XXX	XXX	XXX	XXX
90	WILLIAMS, B.J.	4/4	START	START	START	START
3B	WILLIAMS, Ross	1/-	XXX
52	YARBROUGH, Marc	4/4	START	START	START	START
40	YOUNG, Chad	4/-	XXX	XXX	XXX	XXX

2010 SAN DIEGO STATE SEASON/CAREER STATS

SEASON						CAREER					
Punt Returns	no.	yds	avg	td	lg	no.	yds	avg	td	lg	
PARKER, Larry	5	22	4.4	0	14	5	22	4.4	0	14	
MCFADDEN, Leon	5	46	9.2	0	23	5	46	9.2	0	23	
SANDIFER, Domin	3	6	2.0	0	6	3	6	2.0	0	6	
Total	13	74	5.7	0	23						
Opponents	11	99	9.0	0	32						

Kick Returns	no.	yds	avg	td	lg	no.	yds	avg	td	lg
BROWN, Davon	10	187	18.7	0	25	25	469	18.8	0	46
DAVIS, Brandon	1	36	36.0	0	36	4	89	22.2	0	36
Total	11	223	20.3	0	36					
Opponents	19	410	21.6	0	29					

Interceptions	no.	yds	avg	td	lg	no.	yds	avg	td	lg
MCFADDEN, Leon	1	0	0.0	0	0	2	39	19.5	0	39
BERHE, Nat	1	10	10.0	0	10	1	10	10.0	0	10
LEWIS, Darryn	1	23	23.0	0	23	1	23	23.0	0	23
Total	3	33	11.0	0	23					
Opponents	2	24	12.0	0	24					

Fumble Returns	no.	yds	avg	td	lg	no.	yds	avg	td	lg
Total	0	0	0.0	0	0					
Opponents	0	0	0.0	0	0					

All Purpose	g	rush	rcv	pr	kr	ir	total	avg/g	g	rush	rcv	pr	kr	ir	total	avg/g
HILLMAN, Ronni	4	532	6	0	0	0	538	134.5	4	532	6	0	0	0	538	134.5
SAMPSON, DeM	4	9	373	0	0	0	382	95.5	39	7	1395	2	110	0	1514	38.8
BROWN, Vincent	4	0	332	0	0	0	332	83.0	35	47	2090	46	767	0	2950	84.3
BROWN, Davon	4	115	21	0	187	0	323	80.8	30	167	69	0	469	0	705	23.5
KAZEE, Walter	4	174	38	0	0	0	212	53.0	15	545	102	0	85	0	732	48.8
SULLIVAN, Bran	4	20	147	0	0	0	167	41.8	33	983	588	0	66	0	1637	49.6
ESCOBAR, Gavi	4	0	122	0	0	0	122	30.5	4	0	122	0	0	0	122	30.5
SANDIFER, Dom	4	0	64	6	0	0	70	17.5	14	0	362	6	0	0	368	26.3
MCFADDEN, Le	4	0	0	46	0	0	46	11.5	16	0	0	46	0	39	85	5.3
DAVIS, Brandon	4	0	0	0	36	0	36	9.0	26	5	0	0	89	0	94	3.6
QUIGLEY, Bryce	2	0	33	0	0	0	33	16.5	2	0	33	0	0	0	33	16.5
LEWIS, Darryn	4	0	0	0	0	23	23	5.8	24	0	0	0	0	23	23	1.0
PARKER, Larry	3	0	0	22	0	0	22	7.3	15	0	0	22	0	0	22	1.5
DENSO, Dylan	4	0	19	0	0	0	19	4.8	4	0	19	0	0	0	19	4.8
UMUOLO, Alston	2	0	19	0	0	0	19	9.5	35	10	439	0	0	0	449	12.8
DEAKIN, Doug	4	13	0	0	0	0	13	3.2	15	13	0	0	0	0	13	0.9
O'BRIEN, Josh	4	0	10	0	0	0	10	2.5	6	0	10	0	0	0	10	1.7
BERHE, Nat	4	0	0	0	0	10	10	2.5	4	0	0	0	0	10	10	2.5
LINDLEY, Ryan	4	-3	0	0	0	0	-3	-0.8	27	-196	0	0	0	0	-196	-7.3
TEAM	3	-6	0	0	0	0	-6	-2.0								
Total	4	854	1184	74	223	33	2368	592.0								
Opponents	4	397	787	99	410	24	1717	429.2								

Field Goals	att	good	long	blkd	att	good	long	blkd
PEREZ, Abel	10	7	44	0	10	7	44	0
Total	10	7	44	0				
Opponents	5	2	38	1				

Punting	no.	yds	avg	lg	blk	no.	yds	avg	lg	blk
STAHOVICH, Bria	18	853	47.4	67	0	150	6334	42.2	67	1
Total	18	853	47.4	67	0					
Opponents	32	1330	41.6	58	0					

Kickoffs	no.	yds	avg	tb	ob	no.	yds	avg	tb	ob
PEREZ, Abel	30	2051	68.4	11	0	30	2051	68.4	11	0
Total	30	2051	68.4	11	0					
Opponents	13	873	67.2	2	0					

2010 GAME-BY-GAME STARTERS

OFFENSIVE STARTERS - 15 PLAYERS

Position	Nicholls St.	NMSU	Mizzou	Utah State	BYU	Air Force	New Mexico	Wyoming	Colorado St.	TCU	Utah	UNLV
LT	Draheim	Draheim	Draheim	Draheim								
LG	Johnson	Johnson	Johnson	Johnson								
C	Iosefa	Iosefa	Iosefa	Iosefa								
RG	Embermate	Embermate	Embermate	Embermate								
RT	Gunther	Gunther	Gunther	Gunther								
TE	Umuolo	Escobar	Escobar	Escobar								
WR	V. Brown	V. Brown	V. Brown	V. Brown								
WR	Sampson	Sampson	Sampson	Sampson								
WR/TE	Sandifer	Sandifer	D.J. Shields	D.J. Shields								
RB	D. Brown	D. Brown	Kazee	Hillman								
QB	Lindley	Lindley	Lindley	Lindley								

DEFENSIVE STARTERS - 12 PLAYERS

Position	Nicholls St.	NMSU	Mizzou	Utah State	BYU	Air Force	New Mexico	Wyoming	Colorado St.	TCU	Utah	UNLV
DE	Lawson	Lawson	Lawson	Lawson								
DT	Long	Long	Long	Spencer								
DE	B.J. Williams	B.J. Williams	B.J. Williams	B.J. Williams								
LB	Ketchum	Ketchum	Ketchum	Ketchum								
MLB	Yarbrough	Yarbrough	Yarbrough	Yarbrough								
LB	Burris	Burris	Burris	Burris								
CB	McFadden	McFadden	McFadden	McFadden								
WAR	Lewis	Lewis	Lewis	Lewis								
AZTEC	Preston	Preston	Preston	Preston								
WAR	Davis	Davis	Davis	Davis								
CB	Perez	Perez	Perez	Perez								

SPECIALISTS STARTERS

Position	Nicholls St.	NMSU	Mizzou	Utah State	BYU	Air Force	New Mexico	Wyoming	Colorado St.	TCU	Utah	UNLV
KO	A. Perez	A. Perez	A. Perez	A. Perez								
PK	A. Perez	A. Perez	A. Perez	A. Perez								
Holder	Deakin	Deakin	Deakin	Deakin								
Punter	Stahovich	Stahovich	Stahovich	Stahovich								
LS	Brewer	Brewer	Brewer	Brewer								
KO Return	D. Brown	D. Brown	D. Brown	D. Brown								
	B. Davis	B. Davis	B. Davis	B. Davis								
PR	Parker	Parker	Parker	Sandifer								

MISCELLANEOUS

Game	Coin Toss	KO/Receive	1st Off. Play	1st Off. Poss.	1st Def. Poss.	Game Time	Game Length	Jersey	Pants	Result
Nicholls State	NSU won, rec.	Kickoff	Incomplete pass	Punt	Punt	5:06 PT	2:58	Black	Black	W, 47-0
at New Mexico State	NMSU won, rec	Kickoff	Incomplete pass	Downs	Missed FG	6:07 MT	3:25	White	Black	W, 41-21
at No. 25 Missouri	SDSU won, def.	Kickoff	Brown f/Lindley	Touchdown	Touchdown	6:07 CT	3:20	White	Black	L, 24-27
Utah State	SDSU won, def.	Kickoff	Hillman rush	Touchdown	Punt	5:06 PT	2:58	Black	Black	W, 41-7

RESULT OF SAN DIEGO STATE TURNOVERS

Opponent	Qtr.	Turnover (Player)	Defender	Led To	Pts.
Nicholls State	1	Fumble (Hillman)	Garrett (FF), James (FR)	Missed FG	0
at No. 25 Missouri	4	Interception (Lindley)	Rutland (Int.)	Punt	0
Utah State	3	Interception (Lindley)	Byrd (Int.)	Punt	0
Utah State	3	Fumble (Sandifer)	Vought (FR)	Touchdown	7

STAHOVICH PUNT-BY-PUNT

Opponent	From	To	Yds	Return	Net	FP
Nicholls State	SD 18	NS 26	56	32	24	SD 42
New Mexico State	SD 26	NM 15	59	1	58	NM 16
New Mexico State	SD 15	NM 31	54	5	49	NM 36
New Mexico State	SD 27	NM 40	33	downed	33	NM 40
New Mexico State	SD 35	NM 8	57	0	57	NM 8
Missouri	SD 19	MU 33	48	31	17	SD 36
Missouri	SD 38	MU 26	36	0	36	MU 26
Missouri	SD 15	MU 44	41	8	33	SD 48
Missouri	SD 26	MU 22	52	0	52	MU 22
Missouri	SD 50	MU 5	45	0	45	MU 5
Missouri	SD 33	MU 0	67	0	47	MU 20
Missouri	SD 30	MU 17	53	8	45	MU 25
Missouri	SD 44	MU 7	49	0	49	MU 7
Missouri	SD 19	MU 39	42	0	42	MU 39
Missouri	MU 35	MU 12	23	0	23	MU 12
Utah State	SD 38	US 36	36	fair catch	36	US 26
Utah State	SD 14	US 29	57	9	48	US 38
Utah State	SD 36	US 19	45	0	45	US 19

RESULT OF OPPONENT TURNOVERS

Opponent	Qtr.	Turnover (Player)	Defender	Led To	Pts.
Nicholls State	1	Fumble (Kiann)	Trujilo (FF), Barksdale (FR)	Touchdown	7
New Mexico State	4	Fumble (Coleman)	Berhe (FR)	Touchdown	7
at No. 25 Missouri	4	Fumble (Moore)	Burris (FF), (FR)	Interception	0
at No. 25 Missouri	4	Interception (Gabbert)	Lewis (Int.)	Field Goal	3
at No. 25 Missouri	4	Interception (Gabbert)	McFadden (Int.)	Punt	0
Utah State	4	Interception (Borel)	Berhe (Int.)	Field Goal	3

San Diego State's 4 turnovers resulted in 7 opponent points
Opponent's 6 turnover resulted in 20 San Diego State points

2010 MISCELLANEOUS STATISTICS

SAN DIEGO STATE SCORING DRIVES

Opponent	Qtr.	Score	Player	Play	Pl.	Yds.	TOP
Nicholls State	2	TD	Davon Brown	6-yard run	9	77	4:30
Nicholls State	2	TD	DeMarco Sampson	71-yard pass f/Lindley	1	71	0:09
Nicholls State	2	TD	DeMarco Sampson	18-yard pass f/Lindley	6	54	2:19
Nicholls State	3	TD	Davon Brown	21-yard run	6	68	2:16
Nicholls State	3	FG	Abel Perez	44-yard field goal	7	48	2:44
Nicholls State	4	FG	Abel Perez	27-yard field goal	10	48	4:38
Nicholls State	4	TD	Walter Kazee	46-yard run	2	47	0:51
Nicholls State	4	TD	Ronnie Hillman	6-yard run	5	21	2:37
New Mexico St.	1	FG	Abel Perez	25-yard field goal	5	57	1:09
New Mexico St.	2	FG	Abel Perez	32-yard field goal	9	30	3:43
New Mexico St.	2	TD	Gavin Escobar	14-yard pass f/Lindley	9	59	4:20
New Mexico St.	3	TD	Ronnie Hillman	44-yard run	4	59	1:27
New Mexico St.	3	TD	Ronnie Hillman	4-yard run	5	74	2:05
New Mexico St.	4	TD	Ronnie Hillman	2-yard run	6	81	2:47
New Mexico St.	4	TD	Ronnie Hillman	1-yard run	3	13	1:22
Missouri	1	TD	Walter Kazee	11-yard run	10	80	4:10
Missouri	2	TD	Ronnie Hillman	75-yard run	3	79	0:35
Missouri	4	TD	Ronnie Hillman	93-yard run	2	94	0:56
Missouri	4	FG	Abel Perez	25-yard field goal	6	37	2:51
Utah State	1	TD	Ronnie Hillman	1-yard run	10	58	4:58
Utah State	1	TD	Walter Kazee	5-yard run	4	59	1:21
Utah State	1	TD	Bryce Quigley	28-yard pass f/Lindley	7	70	2:38
Utah State	2	TD	Vincent Brown	65-yard pass f/Lindley	6	97	2:58
Utah State	3	TD	Vincent Brown	82-yard pass f/Lindley	2	80	1:01
Utah State	3	FG	Abel Perez	20-yard field goal	10	45	4:42
Utah State	4	FG	Abel Perez	37-yard field goal	8	26	4:54

OPPONENT SCORING DRIVES

Game	Qtr.	Score	Player	Play	Pl.	Yds.	TOP
New Mexico St.	1	TD	Kenny Turner	18-yard run	4	40	2:12
New Mexico St.	3	TD	Marcus Allen	58-yard pass f/Christian	1	58	0:11
New Mexico St.	4	TD	Todd Lee	16-yard pass f/Christian	3	60	0:53
Missouri	1	TD	De'Vion Moore	17-yard run	9	80	3:16
Missouri	1	FG	Grant Ressel	34-yard field goal	7	20	2:08
Missouri	2	TD	Blaine Gabbert	11-yard run	8	78	2:01
Missouri	3	FG	Grant Ressel	38-yard field goal	12	75	4:56
Missouri	4	TD	T.J. Moe	68-yard pass f/Gabbert	2	88	0:31
Utah State	3	TD	Derrvin Speight	7-yard run	5	17	1:08

SAN DIEGO STATE BIG PLAYS (20+ YARDS)

Game	Player	Type	Down & Dis.	Yards
Missouri	Ronnie Hillman	Run	2-9	*93
Utah State	Vincent Brown f/Lindley	Pass	2-12	*82
Missouri	Ronnie Hillman	Run	3-6	*75
Nicholls State	DeMarco Sampson f/Lindley	Pass	1-10	*71
Utah State	Vincent Brown f/Lindley	Pass	1-10	*65
New Mexico St.	Brandon Sullivan f/Lindley	Pass	3-8	57
New Mexico St.	Vincent Brown f/Lindley	Pass	1-10	55
Nicholls State	Walter Kazee	Run	2-9	*46
Utah State	Gavin Escobar f/Lindley	Pass	1-10	45
New Mexico St.	Davon Brown	Run	2-7	44
New Mexico St.	Ronnie Hillman	Run	1-10	*44
New Mexico St.	DeMarco Sampson f/Lindley	Pass	1-10	35
Missouri	Brandon Sullivan f/Lindley	Pass	1-10	31
Nicholls State	DeMarco Sampson f/Lindley	Pass	1-10	31
Nicholls State	Dominique Sandifer f/Lindley	Pass	3-6	29
Utah State	Bryce Quigley f/Lindley	Pass	4-1	*28
Missouri	Walter Kazee f/Lindley	Pass	1-10	28
Nicholls State	Gavin Escobar f/Lindley	Pass	2-11	27
New Mexico St.	Ronnie Hillman	Run	1-10	22
Utah State	Brandon Sullivan f/Lindley	Pass	3-4	21
Utah State	DeMarco Sampson f/Lindley	Pass	2-10	21
Utah State	Vincent Brown f/Lindley	Pass	1-10	21
Missouri	DeMarco Sampson f/Lindley	Pass	1-10	21
Nicholls State	Davon Brown	Run	1-10	*21
Missouri	DeMarco Sampson f/Lindley	Pass	1-10	20
New Mexico St.	Vincent Brown f/Lindley	Pass	3-11	20
Nicholls State	DeMarco Sampson f/Lindley	Pass	1-10	20

OPPONENT BIG PLAYS (20+ YARDS)

Game	Player	Type	Down & Dis.	Yards
Missouri	T.J. Moe f/Gabbert	Pass	1-10	*68
New Mexico St.	Marcus Allen f/Christian	Pass	1-10	*58
Missouri	Brandon Gerau f/Gabbert	Pass	2-10	28
New Mexico St.	Marcus Allen f/Christian	Pass	1-10	27
Missouri	Michael Engnew f/Gabbert	Pass	1-10	26
Nicholls State	LaQuint Caston	Run	2-17	26
Utah State	Dontel Watkins f/Borel	Pass	3-31	25
Utah State	Mikhail Morgan f/Borel	Pass	2-10	23
New Mexico St.	Preston f/Christian	Pass	2-12	22
New Mexico St.	Matt Christian	Run	1-10	22
New Mexico St.	Todd Lee	Run	1-10	22
Missouri	Michael Engnew f/Gabbert	Pass	1-10	21
Missouri	T.J. Moe f/Gabbert	Pass	2-10	20
Missouri	Jerrell Jackson f/Gabbert	Pass	1-10	20
New Mexico St.	Todd Lee f/Christian	Pass	3-11	20

SAN DIEGO STATE POSSESSIONS

Game	Poss.	TD	FG	MFG	Punt	TO	Clock	Downs	3&Out*	PPP
Nicholls State	12	6	2	1	1	1	1	0	1	3.92
New Mexico State	16	5	2	2	4	0	1	2	3	2.56
Missouri	17	3	1	0	10	1	1	1	6	1.41
Utah State	12	5	2	0	3	1	1	0	2	3.42
Totals	57	19	7	3	18	3	4	3	12	

OPPONENT POSSESSIONS

Game	Poss.	TD	FG	MFG	Punt	TO	Clock	Downs	3&Out*	PPP
Nicholls State	12	0	0	2	7	1	1	1	2	0.00
New Mexico State	15	3	0	1	9	1	0	1	7	1.40
Missouri	17	3	2	0	8	3	1	0	6	1.59
Utah State	13	1	0	0	8	1	1	2	4	0.54
Totals	57	7	2	3	32	6	3	4	19	

LAST TIME IT HAPPENED

TEAM

San Diego State

Opponent

Scored, 60 or More PointsNov. 3, 1990, vs. Utah (66)
 Scored, 50 or More PointsSept. 22, 2007 vs. Portland State (52)
 Scored, 40 or More PointsSept. 25, 2010, vs. Utah State (41)

Total Offense, 600 Yards or MoreSept. 27, 2008, vs. Idaho (603)
 Total Offense, 500 Yards or MoreSept. 25, 2010, vs. Utah State (504)
 Total Offense, 400 Yards or MoreSept. 25, 2010, vs. Utah State (504)
 Total Offense, 85 or More PlaysDec. 3, 2005, at Hawai'i (88)
 Total Offense, 75 or More PlaysSept. 18, 2010, at No. 25 Missouri (77)

30 or More First DownsDec. 3, 2005, at Hawai'i (31)
 25 or More First DownsOct. 24, 2009, at Colorado State (25)

Rushing, 400 Yards or MoreNov. 14, 1991, vs. Pacific (430)
 Rushing, 300 Yards or MoreOct. 6, 2001, vs. Eastern Illinois (356)
 Rushing, 70 or More AttemptsNov. 17, 1979, vs. Texas-El Paso (71)
 Rushing, 60 or More AttemptsNov. 15, 1980, at Texas-El Paso (67)
 Rushing, 50 or More AttemptsOct. 1, 2005, vs. Brigham Young (55)
 Rushing, 7 or More TouchdownsSept. 14, 1991, vs. Pacific (7)
 Rushing, 6 or More TouchdownsOct. 5, 1991, at Hawai'i (6)
 Rushing, 5 or More TouchdownsOct. 19, 1996, at New Mexico (5)
 Rushing, 4 or More TouchdownsSept. 11, 2010, at New Mexico State (4)

Passing, 500 Yards or MoreDec. 7, 2002, at Hawai'i (507)
 Passing, 400 Yards or MoreOct. 24, 2009, at Colorado State* (459)
 Passing, 300 Yards or MoreSept. 25, 2010, vs. Utah State (362)
 Passing, 50 or More AttemptsNov. 22, 2008, vs. UNLV* (50)
 Passing, 40 or More AttemptsSept. 18, 2010, at No. 25 Missouri (44)
 Passing, 30 or More AttemptsSept. 18, 2010, at No. 25 Missouri (44)
 Passing, 30 or More CompletionsNov. 22, 2008, vs. UNLV* (35)
 Passing, 25 or More CompletionsNov. 28, 2009, at UNLV* (25)
 Passing, 20 or More CompletionsSept. 18, 2010, at No. 25 Missouri (20)
 Passing, 6 or More TouchdownsOct. 24, 2009, at Colorado State* (6)
 Passing, 5 or More TouchdownsOct. 24, 2009, at Colorado State* (6)

Shut OutSept. 4, 2010, vs. Nicholls State (W, 47-0)
 Shut Out Through 3 QuartersSept. 4, 2010, vs. Nicholls State (W, 47-0)
 Shut Out Through HalftimeSept. 25, 2010, vs. Utah State (W, 41-7)
 Shut Out Through 1 QuarterSept. 25, 2010, vs. Utah State (W, 41-7)

Recorded a SafetyOct. 31, 2009, vs. New Mexico (W, 23-20)
 Allowed No Offensive TouchdownsSept. 4, 2010, vs. Nicholls State (W, 47-0)

Allowed 200 Yards or Less Total OffenseSept. 4, 2010, vs. Nicholls State (171)
 Allowed 100 Yards or Less Total OffenseSept. 19, 1970, at North Texas State (59)

Allowed 50 Yards or Less RushingNov. 22, 2008, vs. UNLV* (33)
 Allowed 100 Yards or Less RushingSept. 4, 2010, vs. Nicholls State (88)
 Allowed 100 Yards or Less PassingSept. 4, 2010, vs. Nicholls State (83)

Allowed 10 First Downs or FewerSept. 9, 2003, at No. 2/2 Ohio State (10)

Did Not Commit a TurnoverSept. 11, 2010, at New Mexico State (0)
 Recorded 6 or More TurnoversSept. 13, 2003, at Texas-El Paso (6)
 Recorded 5 or More TurnoversSept. 13, 2003, at Texas-El Paso (6)
 Intercepted 5 or More PassesNov. 17, 2001, vs. Wyoming (6)
 Intercepted 4 or More PassesAug. 31, 2006, vs. Texas-El Paso (4)
 Intercepted 3 or More PassesSept. 12, 2009, vs. Southern Utah (3)
 Recovered 4 FumblesSept. 27, 2003, at UCLA (4)
 Recovered 3 FumblesDec. 3, 2005, at Hawai'i (3)

Scored a Defensive TouchdownNov. 28, 2009, at UNLV
 Recorded 10 or More Tackles For LossSept. 4, 2010, vs. Nicholls State (12.0)
 Recorded 5 or More SacksOct. 16, 2004, vs. Colorado State (6)
 No PenaltiesNov. 3, 1973, at San Jose State (0)
 Time of Possession, 35 plus minutesOct. 24, 2009, at Colorado State (35:18)

Nov. 24, 2007, vs. TCU* (694)
 Nov. 7, 2009, vs. No. 6/6 TCU* (551)
 Sept. 18, 2010, at No. 25 Missouri (440)
 Sept. 18, 2010, at No. 25 Missouri (78)

Nov. 15, 2008, vs. No.8/7 Utah* (30)
 Sept. 18, 2010, at No. 25 Missouri (25)

Oct. 11, 2008, vs. Air Force* (401)
 Nov. 7, 2009, No. 6/6 TCU* (312)

Nov. 16, 1996, at UNLV* (503)
 Sept. 22, 2007, vs. Portland State (445)
 Sept. 18, 2010, at No. 25 Missouri (351)
 Sept. 18, 2010, at No. 25 Missouri (51)
 Sept. 18, 2010, at No. 25 Missouri (51)
 Sept. 25, 2010, vs. Utah State (31)

Sept. 18, 2010, at No. 25 Missouri (28)
 Sept. 18, 2010, at No. 25 Missouri (28)

Nov. 18, 2006, at TCU* (L, 0-52)
 Nov. 21, 2009, at No. 23/23 Utah* (L, 7-38)
 Nov. 21, 2009, at No. 23/23 Utah* (L, 7-38)
 Sept. 4, 2010, vs. Nicholls State (W, 47-0)

Aug. 30, 2008, vs. Cal Poly (L, 27-29)
 Sept. 13, 2008, at San Jose State (L, 10-35)

Oct. 11, 2008, vs. Air Force* (165)
 Oct. 4, 2008, at TCU*(85)

Sept. 18, 2010, at No. 25 Missouri (89)
 Oct. 4, 2008, at TCU* (98)

Oct. 4, 2008, at TCU* (4)

INDIVIDUAL

Rushing, 300 Yards or More300, by Marshall Faulk vs. Hawai'i, W - 52-28, Nov. 14, 1992
 Rushing, 200 Yards or More228, by Ronnie Hillman at No. 25 Missouri, L - 24-27, Sept. 18, 2010
 Rushing, 150 Yards or More228, by Ronnie Hillman at No. 25 Missouri, L - 24-27, Sept. 18, 2010
 Rushing, 100 Yards or More228, by Ronnie Hillman at No. 25 Missouri, L - 24-27, Sept. 18, 2010
 Rushing, 40 Times or More40, by Lynell Hamilton vs. Wyoming, W - 25-20, Oct. 25, 2003
 Rushing, 35 Times or More40, by Lynell Hamilton vs. Wyoming, W - 25-20, Oct. 25, 2003
 Rushing, 30 Times or More30, by Lynell Hamilton vs. Brigham Young, W - 31-10, Oct. 1, 2005
 Rushing, 25 Times Or More25, by Atiyah Henderson vs. Colorado State, L - 34-38, Oct. 25, 2008
 Rushing, 4 Touchdowns or More4, Ronnie Hillman at New Mexico State, W - 41-21, Sept. 11, 2010
 Rushing, 3 Touchdowns or More4, Ronnie Hillman at New Mexico State, W - 41-21, Sept. 11, 2010

LAST TIME IT HAPPENED

Rushing, 2 Touchdowns or More2, by Ronnie Hillman at No. 25 Missouri, L - 24-27, Sept. 18, 2010
 Had a run of 80 yards or more93, by Ronnie Hillman at No. 25 Missouri, L - 24-27, Sept. 18, 2010
 Had a run of 70 yards or more93, by Ronnie Hillman at No. 25 Missouri, L - 24-27, Sept. 18, 2010
 Had a run of 60 yards or more93, by Ronnie Hillman at No. 25 Missouri, L - 24-27, Sept. 18, 2010
 Had a run of 50 yards or more93, by Ronnie Hillman at No. 25 Missouri, L - 24-27, Sept. 18, 2010

Passing, 500 Yards or More506, Adam Hall at Idaho, L, 38-48, Sept. 21, 2002
 Passing, 400 Yards or More459, Ryan Lindley at Colorado State, W - 42-28, Oct. 24, 2009
 Passing, 300 Yards or More362, Ryan Lindley vs. Utah State, W - 41-7, Sept. 25, 2010
 Attempted 50 or more passes50, Ryan Lindley vs. UNLV, W - 42-21, Nov. 22, 2008
 Attempted 40 or more passes42, Ryan Lindley at New Mexico State, W - 41-21, Sept. 11, 2010
 Attempted 30 or more passes42, Ryan Lindley at New Mexico State, W - 41-21, Sept. 11, 2010
 Completed 40 or more passes40, Todd Santos vs. Stanford, L 40-44, Oct. 17, 1987
 Completed 35 or more passes35, Ryan Lindley vs. UNLV, W - 42-21, Nov. 22, 2008
 Completed 30 or more passes35, Ryan Lindley vs. UNLV, W - 42-21, Nov. 22, 2008
 Threw six touchdown passes6, Ryan Lindley at Colorado State, W - 42-28, Oct. 24, 2009
 Threw five touchdown passes6, Ryan Lindley at Colorado State, W - 42-28, Oct. 24, 2009
 Threw four touchdown passes6, Ryan Lindley at Colorado State, W - 42-28, Oct. 24, 2009
 Threw three touchdown passes3, Ryan Lindley vs. Utah State, W - 41-7, Sept. 25, 2010
 Completed a pass of 80 yards or more82, Vincent Brown from Ryan Lindley vs. Utah State, W - 41-7, Sept. 25, 2010
 Completed a pass of 70 yards or more82, Vincent Brown from Ryan Lindley vs. Utah State, W - 41-7, Sept. 25, 2010
 Completed a pass of 60 yards or more82, Vincent Brown from Ryan Lindley vs. Utah State, W - 41-7, Sept. 25, 2010
 Completed a pass of 50 yards or more82, Vincent Brown from Ryan Lindley vs. Utah State, W - 41-7, Sept. 25, 2010

RECEIVING

Caught 15 or more passes15, DeMarco Sampson at Colorado State, W - 42-28, Oct. 24, 2009
 Caught 10 or more passes15, DeMarco Sampson at Colorado State, W - 42-28, Oct. 24, 2009
 Had 200 or more yards receiving257, DeMarco Sampson at Colorado State, W - 42-28, Oct. 24, 2009
 Had 150 or more yards receiving177, Vincent Brown vs. Utah State, W - 41-7, Sept. 25, 2010
 Had 100 or more yards receiving177, Vincent Brown vs. Utah State, W - 41-7, Sept. 25, 2010
 Had two 100-yard receivers183, Vincent Brown and 109, Mekell Wesley vs. Idaho, W - 45-17, Sept. 27, 2008
 Caught three or more TDs3, DeMarco Sampson at Colorado State, W - 42-28, Oct. 24, 2009
 Caught two or more TDs2, Vincent Brown vs. Utah State, W - 41-7, Sept. 25, 2010

TOTAL OFFENSE

Had 500 or more yards total offense506, Adam Hall, at Idaho, Sept. 21, 2002
 Had 400 or more yards total offense450, Ryan Lindley at Colorado State, W - 42-28, Oct. 24, 2009
 Had 100 yards both passing and rushing229 (passing), 101 (rushing), Kevin O'Connell at Brigham Young, L, 16-49, Nov. 6, 2004

SCORING

Accounted for four or more TDs6, Ryan Lindley at Colorado State, W - 42-28, Oct. 24, 2009
 Accounted for three or more TDs3, Ryan Lindley vs. Utah State, W - 41-7, Sept. 25, 2010

RETURNS

Returned a fumble for a touchdown1, Dey Juan Hemmings vs. New Mexico State, W - 34-17, Oct. 3, 2009
 Returned an interception for a touchdown1, Luke Laolagi at UNLV, L - 24-28, Nov. 28, 2009
 Returned a kickoff for a touchdown93, Davion Mauldin vs. Colorado State, L - 34-38, Oct. 25, 2008
 Returned a punt for a touchdown87, Kyle Conerly vs. UNLV, W - 31-21, Oct. 26, 2002
 Returned a two-point conversionLeon McFadden vs. Southern Utah, W - 35-19, Sept. 12, 2009
 Returned a blocked punt for a touchdownFreddy Keiaho vs. New Mexico, L - 24-47, Oct. 22, 2005
 Returned a blocked field goal for a touchdownHas not happened since start of 2003 season

DEFENSE

Intercepted two or more passes2, Donny Baker vs. UTEP, L - 27-34, Aug. 31, 2006
 Recovered three or more fumblesNever
 Recovered two or more fumbles2, Kirk Morrison at New Mexico, Nov. 9, 2002
 Recorded 15 or more tackles21, Corey Boudreaux and 18, Andrew Preston, vs. Air Force, L - 10-35, Oct. 11, 2008
 Recorded 10 or more tackles10, Marcus Yarbrough at Utah, L - 7-38, Nov. 21, 2009
 Recorded two quarterback sacks in a game2, Jacob Tauanuu vs. Southern Utah, W - 35-19, Sept. 12, 2009
 Recorded three or more quarterback sacks in a game3, Heath Farwell vs. Nevada, W - 27-10, Sept. 25, 2004

SPECIAL TEAMS

Scored 15 or more points kicking16, Tommy Kirovski at Hawaii, L - 40-41, Dec. 7, 2002
 Scored 10 or more points kicking11, Abel Perez vs. Utah State, W - 41-7, Sept. 25, 2010
 Kicked five or more field goalsNever
 Kicked four or more field goals4, J.C. Mejia vs. Wyoming, W - 25-20, Oct. 25, 2003
 Kicked two field goals of 50 or more yards51 and 50, Chris O'Brien vs. New Mexico, Nov. 17, 1984
 Kicked a 50-yard field goal50, Garrett Palmer at Arizona State, L - 13-34, Sept. 15, 2007
 Kicked a punt 70 or more yards75, Michael Hughes vs. Wyoming, W - 27-24, Nov. 3, 2007
 Kicked a punt 60 or more yards67, Brian Stahovich at No. 25 Missouri, L - 24-27, Sept. 18, 2010
 Punted nine or more times10, Brian Stahovich at No. 25 Missouri, L - 24-27, Sept. 18, 2010
 Totaled 100 or more kick return yards108, Davion Mauldin at UNLV, L - 24-28, Nov. 28, 2009
 Totaled 100 or more punt return yards107, Kyle Conerly vs. UNLV, W, 31-21, Oct. 26, 2002
 Blocked a puntFreddy Dunkle vs. Colorado State, W - 17-6, Dec. 2, 2006
 Blocked a field goalLogan Ketchum vs. Nicholls State, W 47-0, Sept. 4, 2010
 Blocked a PATLeon McFadden vs. Southern Utah, W - 35-19, Sept. 12, 2009