

Steve Copp, a first-team Academic All-American in 1976, holds the SDSU record for rebounds in an NCAA tournament game with 17 against UNLV in 1975.

Inside:

Team Records	118
Team Season Records	120
Individual Game Records	122
Top Game Performances	124
Miscellaneous Records	126
Individual Season Records	128
Individual Career Records	131
Freshman Records	134
MWC Records	135
Cox Arena Records	137

Team Records



2006 NCAA TOURNAMENT ► 2006 MOUNTAIN WEST CHAMPIONS

Team Single-Game

Points

Most Game

140 vs. Chapman (140-37), Jan. 15, 1954

Most Division I Game

138 vs. U.S. International (138-93), Feb. 20, 1986

Most Conference Game

115 vs. San Jose State (115-102), Feb. 12, 1971

Most Mountain West Game

91 vs. UNLV (91-93, ot), Feb. 12, 2005 and vs. Wyoming (91-72), March 1, 2006

Most Game/Both Teams

231 vs. U.S. International (138-93), Feb. 20, 1986 and vs. UNLV (113-118), Dec. 11, 1976

Most Conference Game/Both Teams

217 vs. San Jose State (115-102), Feb. 12, 1971

Most Mountain West Game/Both Teams

191 at Colorado State (89-102), March 3, 2003

Fewest Points/Game

3 vs. Alumni (3-24) at Stanford, Dec. 26, 1921

Fewest Points/Division I Game,

Fewest Points/Conference Game and

Fewest Points/Mountain West Game

38 at Utah (38-86), Feb. 11, 1999

Rebounding

Most Game

75 vs. Portland State (86-53), Dec. 15, 1972

Most Mountain West Game

46 at Colorado State (82-92, 2ot), Jan. 24, 2004

Field Goal Shooting

Most Field Goals/Game

56 vs. Chapman (140-37), Jan. 15, 1954 and Morgan State (128-68), Dec. 1, 1984

Most Field Goals/Mountain West Game

34 vs. New Mexico (89-73), Feb. 24, 2003

Most Field Goals Attempted/Game

109 vs. Brigham Young (91-123), Jan. 24, 1980

Most Field Goals Att./Mountain West Game

90 at Colorado State (82-92, 2ot), Jan. 24, 2004

Highest Field Goal Percentage/Game

74.1 percent (43-of-58) vs. UC Santa Barbara (96-70), March 2, 1978

Highest Field Goal Pct./Mountain West Game

63.8 percent (30-of-47) at Colorado State (85-81), Feb. 4, 2006

Free Throw Shooting

Most Free Throws Made/Game

38 vs. Westmont (106-91), Dec. 10, 1992

Most Free Throws Made/Mountain West Game

33 vs. UNLV (91-93, ot), Feb. 12, 2005

Highest Free Throw Percentage/Game

100.0 percent (13-of-13) vs. Fresno State, Feb. 16, 1978

Highest Free Throw Pct./Mountain West Game

100.0 percent (12-of-12) at Air Force, Jan. 11, 2003

Three-Point Field Goals

Most Three-Point Field Goals/Game

16 vs. UC San Diego (33 att.) (87-57), Dec. 2, 2002

Most Three-Point FGs/Mountain West Game

13 vs. UNLV (25 att.) (83-66), Feb. 24, 2001

Highest Three-Point Field Goal Percentage/Game

76.9 percent (10-of-13) vs. Southern Miss (79-51), Nov. 20, 2005 (min: 12 att.)

Highest Three-Point FG Pct./Mountain West Game

69.2 percent (9-of-13) vs. New Mexico (75-69), Jan. 25, 2006 (min: 12 att.)

Other Statistics

Most Assists/Game

34 vs. Portland State (110-80), Jan. 10, 1976

Most Assists/Mountain West Game

21 vs. Air Force (67-43), Jan. 20, 2001

Most Steals/Mountain West Game

15 vs. Wyoming (81-88), Jan. 22, 2005

Most Turnovers/Game

46 at Lamar (65-90), Dec. 22, 1992

Most Turnovers/Mountain West Game

28 vs. UNLV (79-80), Jan. 26, 2002

Fewest Turnovers/Mountain West Game

7 at Wyoming (65-69), Feb. 21, 2005, vs. Colorado State (84-77), Jan. 24, 2005, vs. Brigham Young (77-73), Feb. 11, 2002 and at New Mexico (78-65), Feb. 2, 2002

Most Blocked Shots/Mountain West Game

11 vs. Wyoming (85-88), Jan. 21, 2002

Team Single-Season

Wins/Losses

Most Wins/Season

24 in 1938-39 (24-7), 1940-41 (24-7), 1966-67 (24-5) and 2005-06 (24-9)

Most Wins/Division I Season

24 in 2005-06 (24-9)

Most Wins/Conference Season

13 in 2005-06 (13-3/MWC)

Most Wins/Mountain West Season

13 in 2005-06 (13-3)

Fewest Losses/Season

2 in 1931-32 (13-2-1)

Fewest Losses/Division I Season

8 in 1984-85 (23-8)

Fewest Losses/Conference Season

0 in 1922-23 (6-0/SCJC) and 1924-25 (6-0/SCJC)

Fewest Losses/Division I Conference Season

3 in 1976-77 (9-3/PCAA), 1977-78 (11-3/PCAA) and 2005-06 (13-3/MWC)

Most Games Played/Season

33 in 2001-02 (21-12) and 2005-06 (24-9)

Points

Most Points Scored/Season

2,493 in 1984-85 (80.4 points per game)

Highest Scoring Average/Season

86.9 in 1970-71 (2,261 points in 26 games)

Highest Scoring Margin/Division I Season

+8.1 in 1984-85 (23-8)

Fewest Points Scored/Division I Season

1,745 in 1998-99 and 1999-00

Lowest Scoring Average/Division I Season

62.3 in 1999-00 (1,745 points in 28 games)

Lowest Scoring Margin/Division I Season

-13.1 in 1991-92 (2-26)

Rebounds

Most Rebounds/Season

1,476 in 1966-67 (50.9 per game)

Most Rebounds/Division I Season

1,362 in 1975-76 (47.0 per game)

Highest Rebound Average/Season

53.2 in 1971-72 (1,489 in 28 games)

Highest Rebound Margin/Division I Season

+5.7 in 1983-84

Lowest Rebound Margin/Division I Season

-7.6 in 1998-99

Field Goal Shooting

Most Field Goals/Season

976 in 1984-85 (23-8)

Most Field Goals Attempted/Season

2,099 in 1971-72 (18-10)

Highest Field Goal Percentage/Season

50.8 percent (919-of-1,810) in 1977-78

Free Throw Shooting

Most Free Throws Made/Season

606 in 1955-56

Most Free Throws Made/Division I Season

558 in 2005-06 (24-9)

Most Free Throws Attempted/Division I Season

804 in 1984-85 (23-8)

Highest Free Throw Percentage/Season

73.5 percent (431-of-586) in 1968-69 (10-15)

Highest Free Throw Percentage/Division I Season

72.8 percent (558-of-767) in 2005-06 (24-9)

Three-Point Field Goal Shooting

Most Three-Point Field Goals/Season

220 in 2005-06 (24-9)

Most Three-Point Field Goal Attempts/Season

580 in 1997-98 (13-15)

Highest Three-Point FG Percentage/Season

43.7 percent (131-of-300) in 1987-88 (12-17)

Other Statistics

Most Assists/Season

602 in 1977-78 (21.5 assists per game) (19-9)

Highest Assist Average/Season

21.5 in 1977-78 (602 assists in 28 games) (19-9)

Most Steals/Season

282 in 1984-85 (31 games)

Most Blocked Shots/Season

134 in 1992-93 (29 games) (8-21)

Streaks and Miscellaneous

Highest Average Home Attendance

7,172 in 2002-03 (16-14)

Longest Winning Streak/Season

13 games in 1955-56 (23-6)

Longest Winning Streak/Division I Season

8 games in 1984-85 (23-8) and 2005-06 (24-9)

Longest Home Court Win Streak/Division I Season

16 games in 1981-82 (total streak was 17 games when including final home game of 1980-81)

Longest Home Court Win Streak/Cox Arena

9 games from March 3, 2001-Jan. 19, 2002 (broken: Jan. 21, 2002) (final home game of 2000-01 season and first eight home games of 2001-02)

Team Records/Streaks



2006 NCAA TOURNAMENT ► 2006 MOUNTAIN WEST CHAMPIONS

Largest Margin of Victory

Pl.	Opponent	Date	Score	Margin
1.	Chapman	1-15-54	140-37	103
2.	Morgan State	12-1-84	128-68	60
3.	Southern Cal College	12-2-98	103-49	54
4.	Cal Tech	1-21-39	65-14	51
5.	Cal State Fullerton	2-10-70	112-66	46
6.	UC San Diego	11-27-01	98-53	45
	U.S. International	2-20-86	138-93	45
	Fullerton JC	1924-25	51-6	45
9.	Cal State Northridge	2-24-67	102-58	44
10.	Kearny Flyers	1-29-43	68-25	43

Worst Defeats

Pl.	Opponent	Date	Score	Margin
1.	Utah	2-11-99	38-86	48
2.	Southern California	11-17-98	54-101	47
	Stanford	2-24-97	50-97	47
4.	Alabama-Birmingham	12-23-89	46-91	45
	Wyoming	2-7-81	57-102	45
6.	TCU	1-17-98	61-105	44
	Utah State	12-17-62	57-101	44
	Firestones	1-6-34	22-66	44
9.	Brigham Young	2-27-82	66-106	40
10.	Occidental	2-1-29	15-54	39

Highest Scoring Games

Pl.	Opponent	Date	Score	Total Pts.
1.	U.S. International	2-20-86	138-93	231
	UNLV	12-11-76	113-118	231
3.	U.S. International	2-27-91	123-103	226
4.	San Jose State	2-12-71	115-102	217
5.	Brigham Young	1-24-80	91-123	214
6.	New Mexico	12-20-76	104-107	211
7.	North Texas	1-3-77	100-108	208
8.	Cal Poly-SLO	2-20-54	110-96	206
9.	U.S. International	2-10-90	108-97	205

Lowest Scoring Games

Since 1971

Pl.	Opponent	Date	Score	Total Pts.
1.	San Diego	12-10-81	41-36	77
2.	Fresno State	2-16-77	45-41	86
3.	Arizona	12-17-83	44-46	90
	UC Irvine	2-18-78	48-42	90
5.	San Diego	12-9-82	47-45	92
	Fresno State	1-21-78	51-41	92
7.	Air Force	3-2-02	49-47	96
	Oregon	12-11-82	49-47	96
9.	Utah	1-15-01	39-58	97
10.	Utah	2-20-88	48-50	98
	Air Force	2-2-84	43-55	98
	New Mexico	2-3-83	61-37	98

Longest Winning Streaks

Pl.	Began	Ended	Team to End Streak	Games
1.	12-9-55	1-28-56	Fresno State - L, 86-88	13
2.	12-23-66	2-3-67	Nevada Southern - L, 64-68	9
3.	1-11-06	2-11-06	Utah - L, 65-67	8
	11-29-84	12-28-84	TCU - L, 70-72	8
	2-3-68	3-8-68	UC Irvine - L, 69-78	8
	2-7-58	3-4-58	Fresno State - ot-L, 73-76	8
7.	11-26-82	12-23-82	Arizona - L, 44-46	7
	1-23-82	2-18-82	Texas-El Paso - L, 60-62	7
	12-1-71	12-17-71	Oregon State - L, 90-96	7
	1-29-65	2-25-66	Cal State Los Angeles - L, 75-86	7
	12-28-62	1-26-63	UC Santa Barbara - L, 60-71	7

Longest Conference Winning Streaks

Pl.	Began	Ended	Team to End Streak	Games
1.	1-11-06	2-11-06	Utah - L, 65-67	8
	2-26-66	2-18-67	Fresno State - L, 62-76	8
3.	2-9-78	3-3-78	Cal State Fullerton - L, 50-64	7
	2-9-68	1-9-70	Long Beach State - L, 56-60	7
5.	1-23-82	2-18-82	Texas-El Paso - L, 60-62	6
	2-28-74	2-8-75	San Jose State - L, 73-77	6
	2-7-58	3-4-58	Fresno State - ot-L, 73-76	6
8.	3-3-84	1-18-85	New Mexico - L, 85-94	5

Longest Home Court Winning Streaks

Pl.	Began	Ended	Team to End Streak	Games
1.	1-29-66	1-5-68	Cal Poly-Pomona - L, 72-75	22
2.	3-7-81	3-6-82	Wyoming - L, 64-66	17
3.	12-3-77	12-29-78	Stanford - L, 84-85	16
	1-25-75	2-12-76	Pacific - L, 62-68	16
5.	1-22-71	1-6-72	Long Beach State - L, 75-89	10
	1-10-58	12-13-58	San Diego Marines - L, 66-72	10
7.	3-3-01	1-21-02	Wyoming - ot-L, 85-88	9
	2-24-96	1-18-97	Colorado State - L, 90-93	9
	1-25-72	12-16-72	Oral Roberts - L, 75-87	9
	12-28-62	2-23-63	UC Santa Barbara - L, 66-71	9
11.	12-17-05	2-11-06	Utah - L, 65-67	8
	1-10-85	2-21-85	Hawai'i - L, 68-69	8
13.	2-22-89	12-28-89	Villanova - L, 52-57	7
14.	11-26-82	12-30-82	Villanova - L, 57-63	6
	12-20-58	2-7-59	San Diego Marines - L, 69-73	6
	11-30-56	1-25-57	Pasadena Nazarene - L, 71-76	6

Longest Road/Neutral Winning Streaks

Pl.	Began	Ended	Team to End Streak	Games
1.	11-29-84	1-18-85	New Mexico - L, 85-94	6
	1-19-68	3-8-68	UC Irvine - L, 69-78	6
3.	1-11-06	2-22-06	Brigham Young, L, 90-100	5
4.	2-25-06	3-16-06	Indiana, L, 83-87	4
	2-9-78	3-3-78	Cal State Fullerton - L, 50-64	4
	12-1-71	12-17-71	Oregon State - L, 90-96	4

Longest Non-Conference Winning Streaks*

Pl.	Began	Ended	Team to End Streak	Games
1.	1-3-84	12-28-84	TCU - L, 70-72	10
2.	2-23-71	12-17-71	Oregon State - L, 90-96	8
	2-7-67	12-18-67	Indiana State - L, 69-84	8
	2-4-66	12-17-66	Southwest Missouri State - L, 63-73	8
5.	12-16-00	11-17-01	Texas Tech - L, 71-81	7
6.	12-10-02	1-6-03	No. 23/21 Texas Tech - L, 63-75	6
	12-27-87	12-5-88	Texas Tech - L, 43-58	6
	12-23-77	11-24-78	Oregon - L, 64-75	6
	12-28-67	12-17-68	Ball State - L, 73-75	6

* - Does not include conference tournament or postseason games.

Longest Non-Conference Home Winning Streaks

Pl.	Began	Ended	Team to End Streak	Games
1.	2-4-66	12-23-68	Minnesota - L, 60-73	16
2.	11-27-81	12-30-82	Villanova - L, 57-63	15
3.	12-16-00	11-23-02	Eastern Washington - L, 70-75	13
4.	12-8-95	11-14-97	Brigham Young - L, 59-73	10
	12-3-77	12-29-78	Stanford - L, 84-85	10

RECORDS ► TEAM RECORDS/STREAKS

AZTEC BASKETBALL MEDIA GUIDE

Team Season Records



2006 NCAA TOURNAMENT ► 2006 MOUNTAIN WEST CHAMPIONS

Most Victories

Rk.	Season (W-L)	Wins
1.	2005-06 (24-9)	24
	1966-67 (24-5)	24
	1940-41 (24-7)	24
	1938-39 (24-7)	24
5.	1984-85 (23-8)	23
	1955-56 (23-6)	23
7.	1939-40 (22-6)	22
8.	2001-02 (21-12)	21
	1967-68 (21-6)	21
10.	1981-82 (20-9)	20
	1937-38 (20-8)	20

Most Conference Victories

Rk.	Season (W-L)	Wins
1.	2005-06 (13-3)	13
2.	1984-85 (11-5)	11
	1981-82 (11-5)	11
	1977-78 (11-3)	11
	1967-68 (11-3)	11
5.	1933-34 (10-2)	10
6.	1976-77 (9-3)	9
	1966-67 (9-1)	9
	1957-58 (9-1)	9
	1936-37 (9-1)	9

Most Games Played

Rk.	Season (W-L)	Games
1.	2005-06 (24-9)	33
	2001-02 (21-12)	33
3.	1989-90 (13-18)	31
	1984-85 (23-8)	31
	1940-41 (24-7)	31
	1938-39 (24-7)	31
7.	2003-04 (14-16)	30
	2002-03 (16-14)	30
	1986-87 (5-25)	30
10.	2004-05 (11-18)	29
	1995-96 (15-14)	29
	1992-93 (8-21)	29
	1990-91 (13-16)	29
	1988-89 (12-17)	29
	1987-88 (12-17)	29
	1985-86 (10-19)	29
	1981-82 (20-9)	29
	1975-76 (16-13)	29
	1966-67 (24-5)	29
	1955-56 (23-6)	29

Division I Era

Longest Winning Streaks

Rk.	Season (W-L)	Wins
1.	2005-06 (24-9)	8
	1984-85 (23-8)	8
3.	1982-83 (18-10)	7
	1981-82 (20-9)	7
	1977-78 (19-9)	7
	1971-72 (18-10)	7
7.	2005-06 (24-9)	6
	2002-03 (16-14)	6
	2000-01 (14-14)	6
	1981-82 (20-9)	6

Highest Winning Percentage

Rk.	Season (W-L)	Pct.
1.	1984-85 (23-8)	.742
2.	2005-06 (24-9)	.727
3.	1981-82 (20-9)	.690
4.	1977-78 (19-9)	.679
5.	1982-83 (18-10)	.643
	1971-72 (18-10)	.643

Most Points

Rk.	Season (W-L)	Points
1.	1984-85 (23-8)	2,493
2.	2005-06 (24-9)	2,456
3.	2001-02 (21-12)	2,455
4.	1971-72 (18-10)	2,282
5.	1975-76 (16-13)	2,267

Highest Scoring Average

Rk.	Season (W-L)	PPG
1.	1970-71 (12-14)	86.9
2.	1971-72 (18-10)	81.5
3.	1978-79 (15-12)	80.7
4.	1984-85 (23-8)	80.42
5.	1977-78 (19-9)	80.39

Highest Scoring Margin

Rk.	Season (W-L)	+/-
1.	1984-85 (23-8)	+8.1
2.	1977-78 (19-9)	+7.6
3.	2005-06 (24-9)	+7.0
4.	1981-82 (20-9)	+6.1
5.	1982-83 (18-10)	+4.7

Fewest Points Allowed

Rk.	Season (W-L)	Points
1.	1982-83 (18-10)	1,819
2.	1994-95 (11-17)	1,878
3.	2000-01 (14-14)	1,891
4.	1981-82 (20-9)	1,940
5.	1980-81 (15-12)	1,958

Lowest Opp. Scoring Avg.

Rk.	Season (W-L)	PPG
1.	1982-83 (18-10)	65.0
2.	1981-82 (20-9)	66.9
3.	1994-95 (11-17)	67.1

Most Rebounds

Rk.	Season (W-L)	Rebs.
1.	1971-72 (18-10)	1,489
2.	1975-76 (16-13)	1,362
3.	1976-77 (13-15)	1,308
4.	1974-75 (14-13)	1,295
5.	1972-73 (15-11)	1,254

Highest Rebound Average

Rk.	Season (W-L)	RPG
1.	1971-72 (18-10)	53.2
2.	1972-73 (15-11)	48.2
3.	1974-75 (14-13)	48.0
4.	1975-76 (16-13)	47.0
5.	1976-77 (13-15)	46.7

Highest Rebound Margin

Rk.	Season (W-L)	+/-
1.	1975-76 (16-13)	+5.69
2.	1983-84 (15-13)	+5.68
3.	2002-03 (16-14)	+4.9
4.	2003-04 (14-16)	+4.8
5.	1974-75 (14-13)	+4.6

Highest FG Percentage

Rk.	Season (W-L)	FG Pct.
1.	1977-78 (19-9)	50.8
2.	1984-85 (23-8)	50.5
3.	1988-89 (12-17)	48.7
4.	1987-88 (12-17)	47.9
5.	1978-79 (15-12)	47.7

Lowest Opp. FG Percentage

Rk.	Season (W-L)	FG Pct.
1.	2000-01 (14-14)	42.1
2.	1971-72 (18-10)	42.2
3.	1972-73 (15-11)	42.5
4.	2003-04 (14-16)	42.7
	1994-95 (11-17)	42.7

Most Field Goals

Rk.	Season (W-L)	FGs
1.	1984-85 (23-8)	976
2.	1975-76 (16-13)	927
3.	1977-78 (19-9)	919
4.	2001-02 (21-12)	906
5.	1976-77 (13-15)	900

Most Field Goals Attempted

Rk.	Season (W-L)	FGA
1.	1971-72 (18-10)	2,099
2.	1975-76 (16-13)	2,054
3.	1979-80 (6-21)	1,962
4.	1976-77 (13-15)	1,953
5.	1984-85 (23-8)	1,934

SDSU Division I Overtime Games

55 games; 19-36

Date	Opponent	OTs	Result
J.29.72	*at San Jose State	1	L, 63-65
J.24.74	Northern Illinois (SA)	1	L, 80-89
J.2.75	Oklahoma (SA)	1	L, 74-79
F.28.76	*at Long Beach State	1	W, 67-62
J.20.77	*Pacific (PG)	1	W, 83-76
D.4.79	San Diego (SA)	1	W, 67-58
J.8.80	*Hawai'i (SA)	1	L, 76-78
F.21.81	*at Air Force	2	W, 63-61
F.18.82	*at Texas-El Paso	1	L, 60-62
M.6.82	*Wyoming (SA)	1	L, 64-66
N.28.83	at Saint Mary's	1	W, 72-67
D.27.83	Oral Roberts (SA)	1	W, 85-75
F.6.84	*at Wyoming	1	L, 73-83
F.16.84	*at Brigham Young	1	L, 92-94
N.30.85	vs. Eastern Washington	1	L, 79-81
J.10.86	*at Utah	1	L, 89-93
M.1.86	*at New Mexico	1	L, 92-95
J.31.87	Miami (Fla.) (SA)	1	L, 82-83
D.23.88	Rhode Island (SA)	1	L, 76-77
F.18.89	*(7) Brigham Young (SA)	1	W, 82-80
F.3.91	*Wyoming (SA)	2	W, 87-84
F.21.91	*Hawai'i (SA)	1	L, 79-84
D.21.91	South Carolina (SA)	2	L, 69-71
D.21.93	at Cal State Northridge	1	W, 90-85
D.23.93	at Loyola Marymount	1	W, 88-84
J.20.94	*Brigham Young (SA)	1	L, 82-83
D.20.94	at Cal State Fullerton	1	L, 73-83
J.9.95	*New Mexico (PG)	1	W, 72-69
F.23.95	*at Texas-El Paso	1	L, 71-73
D.5.95	Cal State Fullerton (SA)	1	L, 83-85
J.10.96	*at Texas-El Paso	1	W, 72-71
F.8.96	*Fresno State (SA)	1	L, 89-99
D.3.96	at Northwestern	1	W, 82-70
D.10.96	at Southwest Texas	1	L, 77-81
D.31.96	at Brigham Young	1	W, 89-86
J.11.97	*at Air Force	1	W, 77-69
J.18.97	*Colorado State (PG)	1	L, 90-93
F.12.98	*at SMU	1	L, 81-88
M.3.98	^vs. Wyoming	1	W, 60-57
N.14.98	Nevada (CA) (so)	1	L, 71-76
J.20.00	*Air Force (CA)	3	L, 77-81
D.6.00	at UC Santa Barbara	3	L, 77-80
J.27.01	*at UNLV	1	L, 72-82
J.21.02	*Wyoming (CA)	1	L, 85-88
J.26.02	*UNLV (CA)	1	L, 79-80
F.23.02	*at UNLV	1	L, 76-83
M.19.03	+UC Santa Barbara (CA)	1	W, 67-62
J.24.04	*at Colorado State	2	L, 82-92
F.9.04	*at Brigham Young	1	L, 69-83
N.19.04	UC Santa Barbara (CA)	1	L, 72-80
J.22.05	*Wyoming (CA)	1	L, 81-88
F.12.05	*UNLV (CA)	1	L, 91-93
F.19.05	*at Colorado State	1	L, 88-93
J.28.06	*at Wyoming	1	W, 78-77
M.11.06	^vs. Wyoming	1	W, 69-64

Most Games Above 500

Rk.	Season (W-L)	Games
1.	1966-67 (24-5)	+19
2.	1955-56 (23-6)	+17
	1940-41 (24-7)	+17
	1938-39 (24-7)	+17
5.	1939-40 (22-6)	+16
6.	2005-06 (24-9)	+15
	1984-85 (23-8)	+15
	1967-68 (21-6)	+15
9.	1937-38 (20-8)	+12
10.	1981-82 (20-9)	+11

Highest Average Home Att.

Rk.	Season (W-L)	Avg.
1.	2002-03 (16-14)	7.172
2.	2005-06 (24-9)	7.014
3.	2003-04 (14-16)	6.701
4.	2001-02 (21-12)	6.165
5.	2004-05 (11-18)	5.903
6.	1981-82 (20-9)	4.824
7.	1980-81 (15-12)	4.787
8.	2000-01 (14-14)	4.528
9.	1977-78 (19-9)	4.401
10.	1997-98 (13-15)	4.312

Longest Winning Streaks/Same Season

Rk.	Season (W-L)	Wins
1.	1955-56 (23-6)	13
2.	1936-37 (17-9)	11
3.	1940-41 (24-7)	10
4.	1966-67 (24-5)	9
	1955-56 (23-6)	9
	1939-40 (22-6)	9
	1924-25 (18-7)	9
8.	2005-06 (24-9)	8
	1984-85 (23-8)	8
	1967-68 (21-6)	8
	1957-58 (17-8)	8
12.	13 tied at	7
25.	17 tied at	6

Team Season Records



2006 NCAA TOURNAMENT ► 2006 MOUNTAIN WEST CHAMPIONS

Consecutive Season Bests (Division I Era)

Most Victories in Two Seasons

Rk.	Seasons	W	L	Pct.
1.	1982-83	38	19	.667
	1984-85	38	21	.644
3.	2002-03	37	26	.587
4.	1981-82	35	21	.625
	2001-02	35	26	.574
	2005-06	35	27	.565
7.	1978-79	34	21	.607
8.	1972-73	33	21	.611
	1983-84	33	23	.589
	1985-86	33	27	.550

Best Percentage: 66.7 pct. (38-19) - 1982-83 seasons.

Most Victories in Three Seasons

Rk.	Seasons	W	L	Pct.
1.	1983-84-85	56	31	.644
2.	1981-82-83	53	31	.631
	1982-83-84	53	32	.624
4.	2001-02-03	51	40	.560
	2002-03-04	51	42	.548
	2004-05-06	49	43	.533
7.	1976-77-78	48	37	.565
	1984-85-86	48	39	.552
9.	1977-78-79	47	36	.566
10.	1971-72-73	45	35	.563

Best Percentage: 64.4 pct. (56-31) - 1983-84-85 seasons.

Most Victories in Four Seasons

Rk.	Seasons	W	L	Pct.
1.	1982-83-84-85	76	40	.655
2.	1981-82-83-84	68	44	.607
3.	1983-84-85-86	66	50	.569
4.	2001-02-03-04	65	56	.537
	2003-04-05-06	65	57	.533
6.	1976-77-78-79	63	49	.563
7.	1975-76-77-78	62	50	.554
	2002-03-04-05	62	60	.508
9.	1980-81-82-83	59	52	.532
10.	1979-80-81-82	56	54	.509
	2000-01-02-03	56	63	.471

Best Percentage: 65.5 pct. (76-40) - 1982-83-84-85 seasons.

Highest 3FG Percentage

Rk.	Season (W-L)	3FG Pct.
1.	1987-88 (12-17)	.43.7
2.	2005-06 (24-9)	.39.6
3.	1988-89 (12-17)	.39.3
4.	1986-87 (5-24)	.38.3
5.	2001-02 (21-12)	.35.9

Most 3-Point FGs Made

Rk.	Season (W-L)	3FG
1.	2005-06 (24-9)	.220
2.	1986-87 (5-24)	.194
3.	2002-03 (16-14)	.187
4.	1996-97 (12-15)	.186
5.	2003-04 (14-16)	.181

Lowest Opp. 3FG Pct.

Rk.	Season (W-L)	3FG Pct.
1.	1989-90 (13-18)	.31.0
2.	1994-95 (11-17)	.31.3
3.	2000-01 (14-14)	.31.9
4.	2001-02 (21-12)	.33.2
5.	1997-98 (13-15)	.33.3

Highest FT Percentage

Rk.	Season (W-L)	FT Pct.
1.	2005-06 (24-9)	.72.8
2.	1977-78 (19-9)	.72.5
3.	1978-79 (15-12)	.72.2
4.	1995-96 (15-12)	.72.0
5.	1972-73 (15-11)	.71.13
6.	1970-71 (12-14)	.71.05

Most Free Throws Made

Rk.	Season (W-L)	FT
1.	2005-06 (24-9)	.568
2.	1970-71 (12-14)	.557
3.	1984-85 (23-8)	.541
4.	1996-97 (12-15)	.528
5.	1971-72 (18-10)	.518

Most Free Throws Attempted

Rk.	Season (W-L)	FTA
1.	1984-85 (23-8)	.804

2.	1970-71 (12-14)	.784
3.	1993-94 (12-16)	.777
4.	1985-86 (10-19)	.774
5.	2005-06 (24-9)	.767

Most Assists

Rk.	Season (W-L)	Assists
1.	1977-78 (19-9)	.602
2.	1975-76 (16-13)	.533
3.	1978-79 (15-12)	.523
4.	1976-77 (13-15)	.490
5.	1979-80 (6-21)	.489

Most Assists Per Game

Rk.	Season (W-L)	APG
1.	1977-78 (19-9)	.21.5
2.	1978-79 (15-12)	.19.4
3.	1975-76 (16-13)	.18.4
4.	1979-80 (6-21)	.18.1
5.	1976-77 (13-15)	.17.5

Most Blocked Shots

Rk.	Season (W-L)	Blocks
1.	1992-93 (8-21)	.134
2.	1984-85 (23-8)	.133
3.	1990-91 (13-16)	.126
4.	1983-84 (15-13)	.124
5.	2001-02 (21-12)	.123

Most Steals

Rk.	Season (W-L)	Steals
1.	1984-85 (23-8)	.282
2.	1985-86 (10-19)	.258
3.	1978-79 (15-12)	.257
4.	1995-96 (15-14)	.254
5.	2005-06 (24-9)	.251

Highest TO Margin

Rk.	Season (W-L)	+/-
1.	1996-97 (12-15)	+4.7
2.	1978-79 (15-12)	+3.2
3.	2003-04 (14-16)	+2.6
4.	1981-82 (20-9)	+2.4
5.	1995-96 (15-14)	+2.3

Fewest Turnovers

Rk.	Season (W-L)	TO
1.	1996-97 (12-15)	.386
2.	1995-96 (15-14)	.393

3.	2003-04 (14-16)	.399
4.	2004-05 (11-18)	.409
5.	1994-95 (11-17)	.411

Most Turnovers Forced

Rk.	Season (W-L)	FG Pct.
1.	1978-79 (15-12)	.539
2.	1984-85 (23-8)	.526
3.	1981-82 (20-9)	.517
4.	1996-97 (12-15)	.512
5.	1979-80 (6-21)	.509

Most Players to Average Double-Figure Scoring

Rk.	Season (W-L)	Players
1.	1972-73 (15-11)	.5
	1970-71 (12-14)	.5
3.	2001-02 (21-12)	.4
	1997-98 (13-15)	.4
	1995-96 (15-14)	.4
	1991-92 (2-26)	.4
	1988-89 (12-17)	.4
	1981-82 (20-9)	.4
	1979-80 (6-21)	.4
	1977-78 (19-9)	.4
	1971-72 (18-10)	.4

Most Players to Start More Than One Game (since '78-79)

Rk.	Season (W-L)	Players
1.	1992-93 (8-21)	.11
2.	2004-05 (11-18)	.10
	1991-92 (2-26)	.10
	1983-84 (15-13)	.10
	1980-81 (15-12)	.10
6.	2005-06 (24-9)	.9
	1996-97 (12-15)	.9
	1994-95 (11-17)	.9
	1986-87 (5-25)	.9
	1985-86 (10-19)	.9
	1979-80 (6-21)	.9

SDSU Division I 100-Point Games

Score	Opponent	Date
138-93	U.S. International	Feb. 20, 1986
128-68	Morgan State	Dec. 1, 1984
123-103	U.S. International	Feb. 27, 1991
115-102	San Jose State	Feb. 12, 1971
113-88	Nevada-Reno	Dec. 3, 1977
113-118	UNLV	Dec. 11, 1976
112-74	U.S. International	Jan. 22, 1985
112-66	CS Fullerton	Feb. 10, 1970
110-86	Pennsylvania	Dec. 30, 1978
110-80	Portland State	Jan. 10, 1976
109-95	UC Irvine	Feb. 15, 1972
108-97	U.S. International	Feb. 10, 1990
107-95	Hawai'i	Feb. 4, 1971
106-91	Westmont	Dec. 10, 1992
106-95	Fresno State	Feb. 13, 1971
105-83	Prairie View	Dec. 4, 1982
105-70	UC San Diego	Nov. 30, 1981
104-80	Westmont	Dec. 2, 1993
104-100	Oklahoma State	Dec. 13, 1979
104-83	Idaho State	Nov. 28, 1978
104-74	Fordham	Dec. 29, 1977
104-107	New Mexico	Dec. 20, 1976
104-75	Northern Colorado	Dec. 11, 1971
103-49	Southern California College	Dec. 2, 1998
103-94	Hawai'i	Feb. 3, 1996
103-68	U.S. International	Dec. 10, 1987
103-84	Fresno State	Jan. 31, 1976
102-88	UC Irvine	Dec. 2, 1988
102-83	San Jose State	Jan. 29, 1971
101-77	Fort Hays State	Dec. 1, 1979
100-88	UC Irvine	Nov. 22, 1996
100-85	Texas-El Paso	Feb. 19, 1994
100-88	Doane College	Dec. 7, 1982
100-72	Drake	Nov. 25, 1977
100-108	North Texas State	Jan. 3, 1977
100-88	Wheaton	Dec. 13, 1971
100-75	Loyola Marymount	Jan. 23, 1971
100-85	Seattle	Jan. 9, 1971

Key

* - Conference game. ^ - Conference tournament game. +- Owens Corning NIT. so - Season Opener. PG - Peterson Gym. SA - Sports Arena. CA - Cox Arena. Number prior to opponent indicates opponent national ranking.

Individual Game Records



2006 NCAA TOURNAMENT ► 2006 MOUNTAIN WEST CHAMPIONS

Points

Rk.	Player	Class	Date	Opponent	Points
1.	Anthony Watson	Sr.	2-20-86	USIU (SA) - W, 138-93	54
2.	Kim Goetz	Sr.	3-3-79	*Utah (SA) - L, 87-100	44
3.	Kim Goetz	Sr.	2-9-79	*Colorado State (SA) - W, 90-83	42
4.	Eddie Morris	Fr.	2-5-80	UNLV (SA) - L, 86-98	41
5.	Michael Cage	Sr.	2-6-84	*at Wyoming - ot-L, 73-83	40
	Will Connelly	So.	12-9-74	(12) Purdue (SA) - L, 87-91	40
	Von Jacobsen	So.	2-8-69	Chapman - W, 99-90	40
8.	Steve Copp	So.	12-21-73	(13) Kansas State (SA) - W, 88-75	39
9.	Kim Goetz	Sr.	3-1-79	*BYU (SA) - L, 95-96	38
10.	Brandon Heath	So.	1-15-05	*at UNLV - W, 81-73	37
	Shawn Jamison	Jr.	2-10-90	USIU (SA) - W, 108-97	37
	Michael Cage	Sr.	12-20-83	at Texas - W, 91-77	37
13.	Bernie Finlay	Sr.	2-12-60	Long Beach State - L, 104-72	36
	Jim Sams	So.	12-17-54	at Seattle - W, 91-72	36
15.	Michael Cage	Sr.	2-9-84	*(7) UTEP (SA) - W, 73-62	35
	Tony Pinkins	Sr.	2-21-57	Cal State Los Angeles - W, 66-61	35
17.	Aerick Sanders	Sr.	12-31-03	Portland (CA) - W, 67-61	34
	Kareem Anderson	Sr.	2-3-96	*Hawai'i (SA) - W, 103-94	34
	Anthony Watson	Sr.	1-23-86	*at Hawai'i - L, 80-83	34
	Kim Goetz	Jr.	2-23-78	*San Jose State (SA) - W, 81-77	34

Points, Fisher Era

Rk.	Player	Class	Date	Opponent	Points
1.	Brandon Heath	So.	1-15-05	*at UNLV - W, 81-73	37
2.	Aerick Sanders	Sr.	12-31-03	Portland - W, 67-61	34
3.	Tony Bland	Jr.	1-29-02	Houston - W, 78-66	33
4.	Brandon Heath	Jr.	2-25-06	*at New Mexico - W, 73-66	32
	Myron Epps	So.	1-29-00	*at Wyoming - L, 87-93	32
6.	Evan Burns	Fr.	2-4-03	*New Mexico - W, 89-73	31
7.	Brandon Heath	Fr.	12-13-03	at Texas Tech - L, 68-78	30
	Randy Holcomb	Sr.	1-8-02	Texas A&M-CC - W, 82-79	30
9.	Tony Bland	Sr.	1-3-03	Loyola Marymount - W, 79-69	29
10.	Brandon Heath	Jr.	2-4-06	*at Colorado State - W, 85-81	28
	Tony Bland	Sr.	2-22-03	*Air Force - W, 67-53	28
	Al Faux	Jr.	12-30-00	Oklahoma State - W, 87-66	28

Rebounds

Rk.	Player	Class	Date	Opponent	Rebounds
1.	Michael Cage	Fr.	12-29-80	LaSalle (SA) - W, 93-67	26
2.	Al Skalecky	So.	1965-66	*Cal State Northridge	25
3.	Steve Malovic	Sr.	2-24-79	*at New Mexico - L, 78-84	23
	Chris McMurray	Jr.	12-21-71	vs. Chapman - W, 99-79	23
5.	Al Skalecky	Sr.	1967-68	*Cal State Northridge	22
	Al Skalecky	So.	1965-66	Cal Poly-SLO	22
7.	Michael Cage	Sr.	2-6-84	*at Wyoming - ot-L, 73-83	21
	Michael Cage	Jr.	1-31-83	*Air Force (SA) - W, 71-47	21
	Larry Jones	Fr.	1971-72	*Fresno State - W, 73-72	21
	Al Skalecky	Sr.	3-8-68	UC Irvine - L, 69-78	21

Rebounds, Fisher Era

Rk.	Player	Class	Date	Opponent	Rebounds
1.	Marcus Slaughter	Jr.	1-14-06	*UNLV - W, 83-67	20
2.	Marcus Slaughter	Jr.	3-9-06	^vs. Colorado State - W, 64-52	19
3.	Marcus Slaughter	Jr.	1-18-06	*at TCU - W, 76-57	18
	Aerick Sanders	Sr.	11-25-03	vs. Dayton - L, 71-76	18
5.	Marcus Slaughter	Jr.	12-10-05	vs. Washington State - L, 49-60	17
6.	Aerick Sanders	Sr.	2-21-04	*Wyoming - W, 74-66	16
	Aerick Sanders	Sr.	1-24-04	*at Colorado State - 2ot-L, 82-92	16
	Aerick Sanders	Sr.	11-26-03	at Chaminade - W, 75-67	16
9.	seven times (Marcus Slaughter 4, Marcelo Correa, Randy Holcomb, Aerick Sanders); last time: Slaughter vs. Air Force, 2-8-06				15

Assists

Rk.	Player	Class	Date	Opponent	Assists
1.	Tony Gwynn	Jr.	2-5-80	UNLV (SA) - L, 86-98	18
	Eric Martensen	Jr.	1968-69	Chapman	18
3.	Tony Gwynn	Sr.	3-7-81	*New Mexico (SA) - W, 92-84	16
4.	Tony Gwynn	Jr.	2-14-80	*New Mexico (SA) - W 76-74	14
	Dean Decker	Jr.	12-11-76	(5) UNLV (SA) - L, 113-118	14
6.	Creon Dorsey	Jr.	2-12-85	Long Beach State (SA) - W, 86-69	13
	Andre Ross	Jr.	12-27-83	Oral Roberts (SA) - ot-W, 85-75	13
	Keith Smith	Jr.	3-12-82	~UC Irvine (SA) - L, 69-70	13
	Keith Smith	Jr.	3-4-82	*Colorado State (SA) - W, 68-62	13

Tony Gwynn	Jr.	1-8-80	*Hawai'i (SA) - L, 76-78	13
Tony Gwynn	So.	2-3-79	*at Brigham Young - L, 80-88	13
Howard Avery	Jr.	11-28-78	Idaho State (SA) - W, 104-83	13
Dean Decker	Sr.	1-19-78	UC Irvine (SA) - W, 90-65	13
Mark Delsman	Sr.	12-11-76	(5) UNLV (SA) - L, 113-118	13

Assists, Fisher Era

Rk.	Player	Class	Date	Opponent	Assists
1.	Richie Williams	Fr.	3-3-06	South Dakota State - W, 88-63	11
	Deandre Moore	So.	3-1-01	*Wyoming - L, 62-69	11
	Deandre Moore	So.	12-2-00	Cal State Sacramento - W, 92-69	11
	Bradley Jackson	Fr.	1-2-00	High Point - W, 74-63	11
5.	Brandon Heath	So.	11-27-04	UC San Diego - W, 86-51	9
	Wesley Stokes	Jr.	1-26-04	*at Wyoming - L, 71-79	9
	Wesley Stokes	Jr.	12-27-03	Washington - L, 81-92	9
	Wesley Stokes	Jr.	12-22-03	at (5/5) Arizona - L, 71-83	9
	Tony Bland	Jr.	11-21-01	Norfolk State - W, 78-71	9
	Deandre Moore	So.	12-6-00	at UC Santa Barbara - L, 77-80	9
	Deandre Moore	So.	11-21-00	New Mexico State - W, 77-62	9

Field Goals

Rk.	Player	Class	Date	Opponent	Field Goals
1.	Eddie Morris	Fr.	2-5-80	UNLV (SA) - L, 86-98	20

Field Goals, Fisher Era

Rk.	Player	Class	Date	Opponent	Field Goals
1.	Randy Holcomb	Sr.	1-8-02	at Texas A&M-CC - W, 82-79	14
	Myron Epps	So.	1-29-00	*at Wyoming - L, 87-93	14
3.	Aerick Sanders	Sr.	12-31-03	Portland - W, 67-61	13
4.	Brandon Heath	So.	1-22-05	*Wyoming - ot-L, 81-88	12
	Brandon Heath	So.	1-15-05	*at UNLV - W, 81-73	12
	Evan Burns	Fr.	2-24-03	*New Mexico - W, 89-73	12
	Tony Bland	Jr.	1-29-02	Houston - W, 78-66	12

Field Goals Attempted

Rk.	Player	Class	Date	Opponent	Field Goals Att.
1.	Kim Goetz	Sr.	3-3-79	*Utah (SA) - L, 87-100	31

Field Goals Attempted, Fisher Era

Rk.	Player	Class	Date	Opponent	Field Goals Att.
1.	Brandon Heath	Jr.	3-11-06	^vs. Wyoming - ot-W, 69-64	27
2.	Brandon Heath	So.	2-19-05	*at Colorado State - ot-L, 88-93	24
	Randy Holcomb	Jr.	11-30-01	Florida Atlantic - W, 90-57	24
4.	Brandon Heath	So.	1-22-05	*Wyoming - ot-L, 81-88	23
	Myron Epps	So.	1-29-00	*at Wyoming - L, 87-93	23
6.	Brandon Heath	So.	11-19-04	UC Santa Barbara - ot-L, 72-80	22
	Randy Holcomb	Jr.	12-16-01	Arizona State - W, 64-62	22
8.	Brandon Heath	Jr.	3-10-06	*UNLV - W, 83-67	21
9.	Brandon Heath	Fr.	1-24-04	*at Colorado State - 2ot-L, 82-92	21
	Wesley Stokes	Jr.	1-24-04	*at Colorado State - 2ot-L, 82-92	21

Field Goal Percentage

Rk.	Player	Class	Date	Opponent	FG Pct.
1.	Aerick Sanders	Sr.	12-20-03	E. Washington - W, 79-66	11-11, 100.0

Field Goal Percentage, Fisher Era (Min. 6 FGM)

Rk.	Player	Class	Date	Opponent	FG Pct.
1.	Aerick Sanders	Sr.	12-20-03	E. Washington - W, 79-66	11-11, 100.0
2.	Mike Mackell	Sr.	1-19-02	*Colorado State - W, 81-69	6-6, 100.0
	Marcelo Correa	Sr.	11-18-01	UC San Diego - W, 80-48	6-6, 100.0
4.	Chris Walton	Sr.	1-24-05	*Colorado State - W, 84-77	10-11, 90.9
	Aerick Sanders	Sr.	1-17-04	*UNLV - W, 83-78	10-11, 90.9
6.	Aerick Sanders	Sr.	12-18-03	Cal Poly - W, 90-71	9-10, 90.0
	Al Faux	Jr.	12-30-01	Oklahoma State - W, 87-66	9-10, 90.0
8.	Aerick Sanders	Sr.	11-25-03	vs. Dayton - L, 71-76	8-9, 88.9
9.	Al Faux	Sr.	2-16-02	*at Colorado State - W, 75-63	7-8, 87.5

Three-Point Field Goals

Rk.	Player	Class	Date	Opponent	3FG
1.	Tony Ross	Fr.	12-27-86	Manhattan (SA) - W, 77-69	9

Three-Point Field Goals, Fisher Era

Rk.	Player	Class	Date	Opponent	3FG
1.	John Sharper	Sr.	3-3-06	South Dakota State - W, 88-63	8
	Brandon Heath	Jr.	2-25-06	*at New Mexico - W, 73-66	8
3.	Al Faux	Jr.	12-30-00	Oklahoma State - W, 87-66	7

Individual Game Records



2006 NCAA TOURNAMENT ► 2006 MOUNTAIN WEST CHAMPIONS

David Abramowitz	So.	2-10-00	*at Utah - L, 65-83	7
5. Brandon Heath	Jr.	2-18-06	*TCU - W, 83-71	6
Steve Sir	Fr.	12-02-02	UC San Diego - W, 87-57	6
Al Faux	Sr.	3-15-02	+vs. (13/16) Illinois - L, 64-93	6

Three-Point Field Goals Attempted, Fisher Era

Rk.	Player	Class	Date	Opponent	3FGA
1.	Brandon Heath	Jr.	2-25-06	*at New Mexico - W, 73-66	13
2.	John Sharper	Sr.	3-3-06	South Dakota State - W, 88-63	12
	Brandon Heath	Jr.	2-18-06	*TCU - W, 83-71	12
4.	Al Faux	Sr.	2-28-02	*New Mexico - W, 84-71	11
	Al Faux	Sr.	1-8-02	at Texas A&M-CC - W, 82-79	11

Three-Point Field Goal Percentage (Min. 5 3FGM)

Rk.	Player	Class	Date	Opponent	3FG Pct.
1.	Al Faux	Jr.	12-30-00	Oklahoma State - W, 87-66	7-8, 87.5
2.	Brandon Heath	So.	3-5-05	*at Utah - L, 60-72	5-6, 83.3
	Brandon Heath	Fr.	11-24-03	vs. Ohio State - W, 83-61	5-6, 83.3
4.	Tony Ross	Fr.	12-20-86	vs. Ball State - L, 84-86	8-10, 80.0

Three-Point Field Goal Percentage, Fisher Era (Min. 5 3FGM)

Rk.	Player	Class	Date	Opponent	3FG Pct.
1.	Al Faux	Jr.	12-30-00	Oklahoma State - W, 87-66	7-8, 87.5
2.	Brandon Heath	So.	3-5-05	*at Utah - L, 60-72	5-6, 83.3
	Brandon Heath	Fr.	11-24-03	vs. Ohio State - W, 83-61	5-6, 83.3
4.	John Sharper	Sr.	2-16-06	*at UNLV - W, 81-70	5-7, 71.4
	Brandon Heath	Jr.	2-4-06	*at Colorado State - W, 85-81	5-7, 71.4
	Brandon Heath	Jr.	1-7-06	*at Air Force - L, 62-65	5-7, 71.4
	Al Faux	Sr.	12-8-01	(21/16) Fresno State - W, 93-78	5-7, 71.4

Free Throws

Rk.	Player	Class	Date	Opponent	Free Throws
1.	Anthony Watson	Sr.	2-20-86	USIU (SA) - W, 138-93	22

Free Throws, Fisher Era

Rk.	Player	Class	Date	Opponent	Free Throws
1.	Brandon Heath	So.	2-12-05	*UNLV - ot-L, 91-93	17
2.	Marcus Slaughter	Jr.	1-28-06	*at Wyoming - ot-W, 78-77	12
	Marcus Slaughter	Jr.	1-14-06	*UNLV - W, 83-67	12
	Matt Thomas	Fr.	2-28-05	*Air Force - L, 57-77	12
	Brandon Heath	So.	1-15-05	*at UNLV - W, 81-73	12
	Marcus Slaughter	So.	11-19-04	UC Santa Barbara - ot-L, 72-80	12
7.	Mike Mackell	Jr.	2-2-02	*at New Mexico - W, 78-65	11
	Mike Mackell	Jr.	1-12-02	*at Brigham Young - L, 64-75	11

Free Throws Attempted, Fisher Era

Rk.	Player	Class	Date	Opponent	Free Throws Att.
1.	Brandon Heath	So.	2-12-05	*UNLV - ot-L, 91-93	17
2.	Marcus Slaughter	Jr.	1-28-06	*at Wyoming - ot-W, 78-77	16
3.	Marcus Slaughter	Jr.	12-10-05	Washington State - L, 49-60	15
	Tony Bland	Sr.	3-3-03	*at Colorado State - L, 89-102	15
5.	Marcus Slaughter	Jr.	1-14-06	*UNLV - W, 83-67	14
	Marcus Slaughter	Jr.	11-30-05	at San Diego, L, 80-90	14
	Brandon Heath	So.	2-19-05	*at Colorado State - ot-L, 88-93	14
	Marcus Slaughter	So.	12-18-04	at LMU - L, 68-72	14
	Marcus Slaughter	So.	12-14-04	Saint Mary's - L, 64-73	14
	Marcus Slaughter	So.	11-22-04	Monmouth - W, 69-65	14
	Marcus Slaughter	So.	11-19-04	UC Santa Barbara - ot-L, 72-80	14
	Tony Bland	Sr.	3-1-03	*at Wyoming - W, 86-73	14
	Tony Bland	Sr.	1-8-03	San Diego - W, 78-72	14

Free Throw Percentage (Min. 10 FT)

Rk.	Player	Class	Date	Opponent	FT Pct.
1.	Brandon Heath	So.	2-12-05	*UNLV - ot-L, 91-93	17-17, 100.0
2.	Bernie Finlay	Sr.	1959-60	Cal State Los Angeles	15-15, 100.0
3.	Brandon Heath	So.	1-15-05	*at UNLV - W, 81-73	12-12, 100.0
4.	Brandon Heath	So.	3-10-05	^vs. Air Force - W, 73-68	10-10, 100.0
	Brandon Heath	Fr.	12-13-03	at Texas Tech - L, 68-78	10-10, 100.0
	Chad Nelson	So.	1-14-95	*at Utah - L, 56-67	10-10, 100.0

Free Throw Percentage, Fisher Era (Min. 7 FT)

Rk.	Player	Class	Date	Opponent	3FG Pct.
1.	Brandon Heath	So.	2-12-05	*UNLV - ot-L, 91-93	17-17, 100.0
2.	Brandon Heath	So.	1-15-05	*at UNLV - W, 81-73	12-12, 100.0
3.	Brandon Heath	Fr.	12-13-03	at Texas Tech - L, 68-78	10-10, 100.0
	Brandon Heath	So.	3-10-05	^vs. Air Force - W, 73-68	10-10, 100.0

5.	Marcus Slaughter	Jr.	12-3-05	PLNU - W, 88-77	9-9, 100.0
6.	Kyle Spain	Fr.	3-1-06	^vs. Wyoming - ot-W, 69-64	8-8, 100.0
	Brandon Heath	Jr.	12-3-05	PLNU - W, 88-77	8-8, 100.0
	Brandon Heath	So.	11-22-04	Monmouth - W, 69-65	8-8, 100.0
	David Abramowitz	Jr.	3-3-01	*Colorado State - W, 78-73	8-8, 100.0
	Marcelo Correa	Sr.	2-12-01	*BYU - L, 66-69	8-8, 100.0
11.	Brandon Heath	Jr.	1-21-06	*Brigham Young - W, 88-61	7-7, 100.0
	Al Faux	Sr.	2-4-02	*at Air Force - L, 54-67	7-7, 100.0
13.	Matt Thomas	Fr.	2-28-05	*Air Force - L, 57-77	12-13, 92.3
14.	Mike Mackell	Jr.	1-12-02	*at BYU - L, 64-75	11-12, 91.7

Steals

Rk.	Player	Class	Date	Opponent	Steals
1.	Tracy Didly	Fr.	2.20.86	USIU - W, 138-93	9

Steals, Fisher Era

Rk.	Player	Class	Date	Opponent	Steals
1.	Deandre Moore	Sr.	2-1-03	*Colorado State - L, 69-72	7
2.	Marcelo Correa	Jr.	1-2-00	High Point - W, 74-63	6
3.	five times (Richie Williams 2, Brandon Heath, Marcus Slaughter, Kyle Spain; last time: Williams vs. Brigham Young, 1-21-06)				5

Blocked Shots

Rk.	Player	Class	Date	Opponent	Blocked Shots
1.	Marty Dow	Sr.	2-27-91	USIU - W, 123-103	7
	Leonard Allen	Fr.	12-8-81	Cal State Los Angeles - W, 99-60	7

Blocked Shots, Fisher Era

Rk.	Player	Class	Date	Opponent	Blocked Shots
1.	Marcus Slaughter	Jr.	1-14-06	vs. Southern Miss. - W, 79-51	5
	Aerick Sanders	Sr.	1-6-04	at Saint Mary's - L, 66-80	5
	Marcelo Correa	Jr.	12-9-00	San Diego - L, 52-55	5

Minutes Played

Rk.	Player	Class	Date	Opponent	Minutes
1.	Myron Epps	So.	1-20-00	*Air Force - 3ot-L, 77-81	50

Minutes Played, Fisher Era

Rk.	Player	Class	Date	Opponent	Minutes
1.	Myron Epps	So.	1-20-00	*Air Force - 3ot-L, 77-81	50
2.	Wesley Stokes	Jr.	1-24-04	*at Colorado St. - 2ot-L, 82-92	47
3.	Aerick Sanders	Sr.	2-9-04	*at BYU - ot-L, 69-83	45
	Myron Epps	Jr.	12-6-00	at UC Santa Barbara - 3ot-L, 77-80	45
	Bradley Jackson	Fr.	1-20-00	*Air Force - 3ot-L, 77-81	45

► Multiple Game Records

Most Points/Two Consecutive Games/Div. I Era

Pl.	Name (Class)	Points	Opponent	Season
1.	Kim Goetz (Sr.)	82	Brigham Young (38), Utah (44)	78-79
2.	Michael Cage (Sr.)	75	at Wyoming (40), Texas-El Paso (35)	83-84
3.	Anthony Watson (Sr.)	72	USIU (54), at Texas-El Paso (18)	85-86
4.	Michael Cage (Sr.)	68	Arizona (31), at Texas (37)	83-84
5.	Brandon Heath (So.)	66	at UNLV (37), Wyoming (29)	04-05
6.	Anthony Watson (Sr.)	65	Hawai'i (11), US International (54)	85-86
	Michael Cage (Sr.)	65	at Colorado State (25), at Wyoming (40)	83-84
8.	Anthony Watson (Sr.)	64	at Hawai'i (34), Wyoming (30)	85-86
9.	Michael Cage (Sr.)	63	at Tulsa (32), Arizona (31)	83-84
10.	Michael Cage (Sr.)	62	at Texas (37), Oral Roberts (25)	83-84

Most Points/Three Consecutive Games/Div. I Era

Pl.	Name (Class)	Points	Opponent	Season
1.	Michael Cage (Sr.)	100	at CSU (25), at UW (40), UTEP (35)	83-84
	Michael Cage (Sr.)	100	at Tulsa (32), Arizona (31), at Texas (37)	83-84
3.	Anthony Watson (Sr.)	97	USIU (54), at UTEP (18), at UNM (25)	85-86
4.	Anthony Watson (Sr.)	95	at Hawai'i (34), UW (30), at CSU (31)	85-86
5.	Kim Goetz (Sr.)	94	UNM (12), BYU (38), Utah (44)	78-79
6.	Michael Cage (Sr.)	93	Arizona (31), at Texas (37), ORU (25)	83-84
7.	Michael Cage (Sr.)	92	at UW (40), UTEP (35), UNM (17)	83-84

Consecutive Games Started: 112, Michael Cage, 1981-82-83-84 seasons

Consecutive Free Throws Made: 33, Joel Kramer, 1977-78 season

Key

* - Conference game. ^ - Conference tournament game. + - NCAA Tournament. ~ - NIT. PG - Peterson Gym. SA - Sports Arena. CA - Cox Arena. Number prior to opponent indicates opponent national ranking.

Top Game Performances



2006 NCAA TOURNAMENT ► 2006 MOUNTAIN WEST CHAMPIONS

Most 40-Point Games/Career

Player	Years	No.
Kim Goetz	78-79	2
Michael Cage	81-84	1
Will Connelly	75-77	1
Von Jacobsen	69-71	1
Eddie Morris	80-83	1
Anthony Watson	83-86	1

Most 30-Point Games/Career

Player	Years	No.
Michael Cage	81-84	8
Anthony Watson	83-86	7
Kim Goetz	78-79	5
Tony Ross	87-89	4
Brandon Heath	04-06	3
Von Jacobsen	69-71	3
Carlus Groves	94	2
Bob Brady	52-54	2

Most 30-Point Games/Season

Player	Year	No.
Anthony Watson	1986	7
Michael Cage	1984	6
Tony Ross	1987	4
Kim Goetz	1979	3
Michael Cage	1983	2
Kim Goetz	1978	2
Carlus Groves	1994	2
Von Jacobsen	1970	2

Most 20-Rebound Games/Career

Player	Years	No.
Michael Cage	81-84	7
Al Skalecky	66-68	4

Most 15-Rebound Games/Career

Player	Years	No.
Michael Cage	81-84	25
Aerick Sanders	01-04	5
Leon Carter	95-96	4
Marty Dow	90-91	4
Al Skalecky	66-68	+4

Most 20-Rebound Games/Season

Player	Year	No.
Michael Cage	1981	4
Michael Cage	1983	2
Al Skalecky	1968	2
Al Skalecky	1966	2

30-Point Games

Below is a list of every 30-point scoring game in San Diego State history.

► There have been 52 30-point scoring performances by 26 players in SDSU history.

► Since the start of the 1970-71 season (beginning of the Division I era), there have been 43 30-point scoring games.

► The last time it occurred was Feb. 25, 2006, when Brandon Heath scored 32 points at New Mexico.

Kareem Anderson (1996)	1
F.3.96 *Hawai'i (SA) (W, 103-94)	34

Tony Bland (2002-03)	1
J.29.02 Houston (CA) (W, 78-66)	33

Bob Brady (1952-53-54)	2
J.16.54 vs. Pepperdine	32
F.7.53 Occidental (W, 88-72)	31

Evan Burns (2003)	1
F.24.03 *New Mexico (CA) (W, 89-73)	31

Michael Cage (1981-82-83-84)	8
F.6.84 *at Wyoming (ot-L, 73-83)	40
D.20.83 at Texas (W, 91-77)	37
F.9.84 *(7) UTEP (SA) (W, 73-62)	35
D.10.83 at Tulsa (L, 80-91)	32
D.1.82 at Long Beach State (W, 93-80)	32
D.17.83 Arizona (SA) (W, 90-80)	31
M.1.84 *Wyoming (SA) (L, 64-65)	30
D.29.82 Florida State (SA) (W, 89-85)	30

Will Connelly (1975-76-77)	1
D.9.74 (12) Purdue (SA) (L, 87-91)	40

Steve Copp (1973-74-75-76)	1
D.21.73 (13) Kansas St. (SA) (W, 88-75)	39

Myron Epps (1999-00-01-02)	1
J.29.00 *at Wyoming (L, 87-93)	32

Bernie Finlay (1958-59-60)	1
F.12.60 vs. Long Beach State	36

Brian Frishman (1976)	1
D.20.76 at New Mexico (L, 104-107)	32

Kim Goetz (1978-79)	5
M.3.79 *Utah (SA) (L, 87-100)	44
F.9.79 *Colorado St. (SA) (W, 90-83)	42
M.1.79 *BYU (SA) (L, 95-96)	38
F.23.78 *San Jose St. (SA) (W, 81-77)	34
J.26.78 *CS Fullerton (SA) (W, 94-69)	31

Carlus Groves (1994)	2
F.3.94 *Fresno State (PG) (L, 79-93)	31
F.19.94 *UTEP (PG) (W, 100-85)	30

Brandon Heath (2004-06)	3
J.15.05 *at UNLV (W, 81-73)	37
F.25.06 *at New Mexico (W, 73-66)	32
D.13.04 at Texas Tech (L, 68-78)	30

Randy Holcomb (2001-02)	1
J.8.02 at Texas A&M-CC (W, 82-79)	30

Von Jacobsen (1969-70-71)	3
F.8.69 Chapman (PG) (W, 99-90)	40
D.6.69 Tahoe College (SA) (W, 92-87)	33

F.10.70 vs. CS Fullerton (W, 112-66)	32
--------------------------------------	----

Shawn Jamison (1990)	1
F.10.90 U.S. International (SA) (W, 108-97)	37

Mitch McMullen (1988-89)	1
F.25.89 U.S. International (SA) (W, 97-82)	31

Chris McMurray (1972)	1
D.21.71 vs. Chapman (W, 99-79)	32

Joe McNaull (1991-92-93)	1
D.20.91 Florida A&M (SA) (W, 94-90)	30

Eddie Morris (1980-81-82-83)	1
F.5.80 UNLV (SA) (L, 86-98)	41

Ken Neun (1969)	1
F.1.69 UC Santa Barbara (PG) (L, 80-93)	33

Tony Pinkins (1955-56-57)	1
F.21.57 *at CS Los Angeles (W, 66-61)	35

Tony Ross (1987-88-89)	4
F.7.87 *Air Force (SA) (L, 77-81)	33
J.3.87 *New Mexico (SA) (L, 84-88)	31
M.3.87 ^Hawai'i (SA) (W, 93-90)	30
D.27.86 Manhattan (SA) (W, 77-69)	30

Jim Sams (1954-55-56)	1
D.17.54 at Seattle (W, 91-72)	36

Aerick Sanders (2001-02-03-04)	1
D.31.03 Portland (W, 67-61)	34

Anthony Watson (1983-84-85-86)	7
F.20.86 U.S. International (W, 138-93)	54
J.23.86 *at Hawai'i (L, 80-83)	34
F.6.86 *Brigham Young (L, 71-81)	32
F.13.86 *at Wyoming (L, 71-89)	31
J.30.86 *at Colorado State (L, 72-75)	31
J.27.86 *Wyoming (W, 88-82)	30
J.10.86 *at Utah (ot-L, 89-93)	30

15-Rebound Games

Below is a list of every 20-rebound game in school history and every 15-rebound game of the Division I era.

► There have been 15 20-rebound performances by five players in SDSU history and 72 15-rebound games accomplished by 21 players.

► The last time an SDSU player had at least 20 rebounds was Jan. 14, 2006, when Marcus Slaughter had 20 rebounds against UNLV.

Leonard Allen (1982-83-84-85)	2
F.14.85 Texas-El Paso (SA) (W, 76-63)	18
D.1.84 Morgan State (SA) (W, 128-68)	15

Fred Branch (1977-78)	1
J.6.77 at Arizona (L, 77-80)	16

Michael Cage (1981-82-83-84)	24
D.29.80 LaSalle (SA) (W, 93-67)	26
F.6.84 *at Wyoming (L, 73-83)	21
J.31.83 *Air Force (SA) (W, 71-47)	21
D.4.82 Prairie View (SA) (W, 105-83)	20
F.24.81 Hawai'i (SA) (W, 90-77)	20
J.31.81 *at Texas-El Paso (L, 66-81)	20
J.7.81 Navy (SA) (W, 90-77)	20

D.27.83 Oral Roberts (SA) (ot-W, 85-75)	19
J.6.83 Saint Mary's (PG) (W, 80-55)	19
D.1.82 at CS Long Beach (W, 93-80)	19
J.5.84 San Diego (SA) (W, 61-47)	18
N.28.83 at Saint Mary's (W, 72-67)	18
N.26.82 San Francisco State (PG) (W, 75-58)	18
F.22.83 CS Long Beach (SA) (W, 91-76)	17
D.13.80 at CS Fullerton (W, 70-64)	17
D.11.80 at Northern Arizona (L, 68-76)	17
J.15.81 *Air Force (SA) (W, 58-43)	16
M.1.84 *Wyoming (SA) (L, 64-65)	15
F.25.84 at Hawai'i (L, 55-57)	15
J.21.84 Brigham Young (SA) (W, 79-75)	15
F.24.83 *at Wyoming (L, 56-66)	15
J.22.83 at Hawai'i (L, 75-98)	15
D.23.82 at Arizona (L, 44-46)	15
M.7.81 *New Mexico (SA) (W, 92-84)	15

Leon Carter (1995-96)	4
J.18.96 *at Fresno State (L, 67-79)	17
F.29.96 at Colorado State (L, 74-87)	15
F.3.96 Hawai'i (SA) (W, 103-94)	15
J.20.96 at Air Force (W, 77-69)	15

Will Connelly (1975-76-77)	2
J.29.76 *Long Beach State (PG) (W, 79-52)	15
D.17.75 Central Michigan (PG) (W, 73-59)	15

Steve Copp (1973-74-75-76)	^1
F.19.76 UC Santa Barbara (PG) (L, 73-76)	15

Marcelo Correa (1997-98-99-00-01)	1
N.24.99 UC Riverside (CA) (W, 73-57)	15

Marty Dow (1990-91)	4
F.23.91 *at Wyoming (W, 95-83)	16
M.2.91 at Hawai'i (L, 58-65)	15
F.3.91 *Wyoming (SA) (W, 87-84)	15
D.8.90 Cal Poly Pomona (PG) (W, 94-78)	15

Eddy Gordon (1980-81-82-83)	1
D.27.80 at Long Beach State (W, 71-68)	17

Rodney Hawkins (1986-87-88)	2
J.21.88 at Air Force (L, 57-60)	16
D.13.86 CS Los Angeles (SA) (W, 64-60)	15

Randy Holcomb (2001-02)	1
D.29.01 at Duke (L, 79-92)	15

Larry Jones (1972-73)	+1
1971-72 vs. Fresno State	21

Joel Kramer (1974-76-77-78)	2
J.31.77 *UC Santa Barbara (PG) (W, 76-66)	16
N.25.77 Drake (SA) (W, 100-72)	15

Roy Kruiswyk (1997-98)	1
J.10.98 Hawai'i (CA) (W, 81-72)	15

Steve Malovic (1978-79)	2
F.24.79 *at New Mexico (L, 78-84)	23
F.17.79 at UNLV (W, 94-91)	16

Chris McMurray (1972-73)	+1
D.21.71 vs. Chapman (W, 99-79)	23

Joe McNaull (1991-92-93)	2
J.25.92 *New Mexico (SA) (L, 61-71)	17
J.28.93 *vs. Air Force (PG) (W, 59-51)	16

Gerald Murray (1984-85-87)	3
F.26.87 *Brigham Young (SA) (L, 68-85)	17
F.28.87 *Utah (SA) (W, 75-62)	15
J.29.87 U.S. International (SA) (L, 81-87)	15

Top Game Performances



2006 NCAA TOURNAMENT ► 2006 MOUNTAIN WEST CHAMPIONS

Aerick Sanders (2001-02-03-04)	5
N.25.03 vs. Dayton (L, 71-76)	18
F.21.04 *Wyoming (CA) (W, 74-66)	16
N.26.03 at Chaminade (W, 75-67)	16
J.24.04 *at Colorado State (L, 82-92)	16
N.30.03 Troy State (CA) (L, 84-93)	15

Al Skalecky (1966-67-68)	+4
1965-66 vs. CS Northridge	25
1967-68 vs. CS Northridge	22
1965-66 vs. Cal Poly-SLO	22
1967-68 vs. UC Irvine	21

Marcus Slaughter (2004-05)	8
J.14.06 *vs. UNLV (W, 83-67)	20
M.9.06 vs. Colorado State (W, 64-52)	19
J.18.06 *at TCU (W, 76-57)	18
D.10.05 Washington State (L, 49-60)	17
F.8.06 *Air Force (W, 61-51)	15
N.26.05 Albany (W, 80-53)	15
J.29.05 *at Air Force (L, 50-62)	15
F.17.04 *at UNLV (L, 65-68)	15

10-Assist Games

Below is a list of every 10-assist game since the 1975-76 season.

► There have been 64 10-assist performances by 21 players in SDSU history.

► The last time it happened overall was March 3, 2006, when Richie Williams recorded 11. It happened last in a conference game March 1, 2001, when Deandre Moore dished out 11 assists against Wyoming.

Howard Avery (1979)	1
N.28.78 Idaho State (SA) (W, 104-83)	13

William Campbell (1987)	1
J.3.87 *New Mexico (SA) (L, 84-88)	10

Dean Decker (1977-78)	7
D.30.77 Purdue (SA) (W, 91-84)	14
D.11.76 UNLV (SA) (L, 113-118)	14
J.19.78 UC Irvine (SA) (W, 90-65)	13
F.19.77 *Fresno State (PG) (W, 80-58)	12
F.25.78 *Pacific (SA) (W, 84-69)	11
J.3.77 N. Texas State (PG) (L, 100-108)	11
D.2.77 Arizona (SA) (L, 79-80)	10

Dean Delsman (1974-75-76-77)	1
D.11.79 (5) UNLV (SA) (L, 113-118)	13

Tracy Dildy (1986-87)	1
D.1.86 at UC Santa Barbara (L, 70-87)	11

Mike Dodd (1976-77-78-79)	4
D.23.78 Kansas (SA) (W, 81-69)	11
J.28.78 *UC Santa Barbara (SA) (W, 80-56)	11
F.9.79 *Colorado State (SA) (W, 90-83)	10
F.3.79 *at Brigham Young (L, 80-88)	10

Creon Dorsey (1985-86)	4
F.12.85 Long Beach State (w, 86-69)	13
F.15.86 *Hawai'i (SA) (W, 80-70)	12
D.28.84 TCU (SA) (L, 70-72)	11
J.31.85 *at Brigham Young (W, 77-71)	10

Tony Gwynn (1978-79-80-81)	16
F.5.80 *UNLV (SA) (L, 86-98)	18
M.7.81 *New Mexico (SA) (W, 92-84)	16
J.17.81 UNLV (SA) (L, 77-78)	14
F.14.80 *New Mexico (SA) (W, 76-74)	14
J.8.80 *Hawai'i (SA) (L, 76-78)	13
F.3.79 *at Brigham Young (L, 80-88)	13
J.5.80 *Wyoming (SA) (W, 65-57)	12
F.9.80 *at Hawai'i (L, 69-79)	11
J.11.80 *at UNLV (L, 86-88)	11
M.1.79 *Brigham Young (SA) (L, 95-96)	11
F.14.81 *Brigham Young (SA) (W, 73-72)	10
D.30.80 DePaul (SA) (L, 69-85)	10
J.19.80 *at New Mexico (L, 72-73)	10
F.10.79 *Wyoming (SA) (W, 79-71)	10
D.29.79 Tennessee (SA) (L, 77-96)	10
D.13.79 Oklahoma State (SA) (W, 104-100)	10

Jason Hamilton (1993)	1
F.6.93 *at Fresno State (L, 70-78)	10

Bradley Jackson (2000)	1
J.2.00 High Point (CA) (W, 74-63)	11

Raymond King (1996)	1
J.2.96 *Colorado State (SA) (W, 87-67)	11

Jeff Konek (1985)	1
D.6.83 Long Beach State (SA) (W, 91-76)	10

Ray Leary (1974-75-76)	3
J.31.76 *Fresno State (PG) (W, 103-84)	11
J.15.76 at UC Santa Barbara (L, 78-83)	10
D.15.75 at UCLA (L, 86-101)	10

Deandre Moore (2001-02-03)	2
M.1.01 ^vs. Wyoming (L, 62-69)	11
D.2.00 CS Sacramento (CA) (W, 92-69)	11

Chad Nelson (1994-95-96-97)	1
J.30.96 CS Northridge (SA) (W, 80-47)	10

Andre Ross (1984-85)	1
D.27.83 Oral Roberts (SA) (W, 85-75)	13

Keith Smith (1982-83)	13
D.7.82 Doane College (PG) (W, 100-88)	14
M.12.82 UC Irvine (SA)(NIT) (L, 69-70)	13
M.4.82 *Colorado State (SA) (W, 68-62)	13
J.30.82 *Utah (SA) (W, 75-62)	12
J.9.82 *at Hawai'i (L, 63-70)	12
D.12.81 Oregon (SA) (W, 87-74)	12
J.21.82 *at Wyoming (L, 64-77)	11
D.30.81 Temple (SA) (W, 75-64)	11
D.29.81 Baylor (SA) (W, 77-54)	11
F.25.82 *at Utah (W, 74-72)	10
J.28.82 *Brigham Young (SA) (W, 80-66)	10
D.22.81 Long Beach State (SA) (W, 92-84)	10
N.30.81 UC San Diego (PG) (W, 105-70)	10

Virgil Smith (1992)	2
N.24.91 Richmond (SA) (L, 68-78)	11
F.13.92 *at Wyoming (L, 66-92)	10

Anthony Watson (1983-84-85-86)	1
F.16.84 *at Brigham Young (ot-L, 92-94)	10

Bryan Williams (1988-89)	1
F.12.88 *at New Mexico (L, 85-93)	10

Richie Williams (2006)	1
M.3.06 South Dakota State (W, 88-63)	11

Key

* - Conference game. ^ - Conference tournament game. PG - Peterson Gym. SA - Sports Arena. CA - Cox Arena. Number prior to opponent indicates opponent national ranking. + - Indicates the individual played at least some portion of his career prior to the 1975-76 season and that the total in that category may be incomplete. For the purposes of this book, anytime a season is listed as one year, the back half of the season is designated. (e.g. 1989-90 is 90).

Most 10-Assist Games/Career

Player	Years	No.
Tony Gwynn	78-81	16
Keith Smith	82-83	13
Dean Decker	77-78	7
Creon Dorsey	85-86	4
Mike Dodd	76-79	4
Ray Leary	74-76	3

Double-Double Team Log

Below is a look at the number of double-doubles and number of Aztecs that recorded a double-double in every season since 1975-76.

Season	No.	Pl.
1975-76	30	6
1976-77	24	7
1977-78	17	3
1978-79	20	6
1979-80	19	4
1980-81	16	3
1981-82	22	4
1982-83	23	4
1983-84	30	4
1984-85	14	4
1985-86	10	4
1986-87	16	3
1987-88	11	3
1988-89	16	5
1989-90	10	3
1990-91	15	3
1991-92	13	3
1992-93	10	3
1993-94	7	3
1994-95	7	5
1995-96	6	2
1996-97	2	2
1997-98	13	3
1998-99	4	2
1999-00	7	3
2000-01	8	4
2001-02	15	2
2002-03	5	3
2003-04	15	3
2004-05	11	2
2005-06	21	3

► Double-Doubles (Since 1975-76 season)

Pl.	Name	Seasons	No.
1.	Michael Cage	81-82-83-84	61
2.	Marcus Slaughter	04-05-06	30
3.	Joel Kramer	74-76-77-78	+26
4.	Randy Holcomb	01-02	19
5.	Joe McNaull	91-92-93	18
6.	Steve Malovic	78-79	17
7.	Marty Dow	90-91	16
8.	Leonard Allen	82-83-84-85	15
9.	Aerick Sanders	01-02-03-04	14
	Eddy Gordon	80-81-82-83	14
	Will Connelly	75-76-77	14
12.	Rodney Hawkins	86-87-88	12
13.	Gerald Murray	84-85-87	11
	Keith Smith	82-83	11
	Tony Gwynn	78-79-80-81	11
--	Kyle Spain	06	2
--	Matt Thomas	05-06	1

Pl.	Name (Class)	Season	No.
1.	Michael Cage (Sr.)	1984	23
2.	Marcus Slaughter (Jr.)	2006	18
	Michael Cage (Jr.)	1983	18
4.	Randy Holcomb (Sr.)	2002	14
5.	Marty Dow (Sr.)	1991	13
6.	Aerick Sanders (Sr.)	2004	12
7.	Gerald Murray (Sr.)	1987	11
8.	Marcus Slaughter	2005	10
	Roy Kruiswyk (Sr.)	1998	10
	Keith Smith (Jr.)	1982	10
	Michael Cage (So.)	1982	10
	Michael Cage (Fr.)	1981	10
	Eddy Gordon (So.)	1980	10
14.	Joe McNaull (Jr.)	1992	9
15.	Joe McNaull (Sr.)	1993	8
	Mitch McMullen (Sr.)	1989	8
	Rodney Hawkins (Sr.)	1988	8

Most Consecutive Double-Doubles - 9

Michael Cage (final game of the 1982-83 season and the first eight games of 1983-84)

Most Consecutive Double-Doubles, Season - 8

Michael Cage (twice during 1983-84)

Three Double-Doubles in the Same Game - 4 times

most recently Jan. 30, 1982 vs. Utah (SA) - W, 75-62 (Keith Smith 17 pts., 12 ast.; Zack Jones 16 pts., 11 rebs.; Michael Cage 12 pts., 12 rebs.)

Two Double-Doubles in the Same Game - 39 times since 1979

most recently March 22, 2006 vs. Wyoming - ot-W, 69-64 (Marcus Slaughter 16 pts., 13 rebs. and Kyle Spain 11 pts., 12 rebs.)

Triple-Doubles - 0

closest as defined by having a double-double and highest total in third category:

Keith Smith vs. Brigham Young, Jan. 28, 1982 - 19 pts., 10 ast., 9 rebs.
William Campbell vs. New Mexico, Jan. 3, 1987 - 15 pts., 10 ast., 8 rebs.
Keith Smith vs. Oregon, Dec. 12, 1981 - 18 pts., 12 ast., 8 rebs.

Four times an SDSU player has had a double-double with seven in the third category (Creon Dorsey, Michael Cage (2) and Tony Gwynn) last time was Feb. 15, 1986.

Miscellaneous Records



2006 NCAA TOURNAMENT ► 2006 MOUNTAIN WEST CHAMPIONS

San Diego State Division I Era Starts

Wins Thru	1	2	3	4	5	6	7	8	9	10	11	12	13	14	15	16	17	18	19	20	21	22	23	24	25	26	27	28	Final
1970-71	0	0	0	1	2	2	2	2	2	3	3	3	4	5	6	7	7	8	9	9	10	11	11	11	12	12		12-14	
1971-72	1	2	3	4	5	6	7	7	8	8	8	9	10	11	11	12	12	12	13	13	14	15	16	17	17	17	18	18-10	
1972-73	0	1	2	3	3	3	4	4	5	5	5	6	7	8	8	9	10	11	11	11	12	13	13	14	14	15		15-11	
1973-74	0	1	1	1	1	2	2	3	3	3	3	3	3	3	4	4	4	4	4	4	4	5	5	6	7		7-19		
1974-75	0	1	1	1	2	2	2	3	3	4	4	5	5	6	7	8	9	10	10	11	12	13	13	14	14	14	14	14-13	
1975-76	0	0	1	2	2	2	3	4	4	5	6	7	8	9	9	10	11	12	13	13	13	13	13	13	14	15	16	16-13	
1976-77	0	1	1	1	1	1	2	2	2	3	3	3	3	4	5	6	6	6	7	8	9	9	10	11	12	13	13	13-15	
1977-78	1	1	2	2	2	2	3	4	5	6	7	8	9	10	11	12	12	13	14	15	16	17	18	19	19	19	19	19-9	
1978-79	0	1	2	3	4	4	5	6	6	7	7	8	8	8	9	10	11	12	12	12	13	14	15	15	15	15	15	15-12	
1979-80	1	2	2	2	2	3	3	3	3	3	4	5	5	5	5	5	5	5	5	5	5	5	6	6	6	6	6	6-21	
1980-81	1	2	3	3	4	5	6	6	6	7	8	8	8	8	9	9	9	10	10	10	11	11	12	13	14	14	15	15-12	
1981-82	1	2	2	2	3	4	5	6	7	8	8	8	9	10	10	11	12	13	14	15	16	17	18	19	19	20	20	20-9	
1982-83	1	2	3	4	5	6	7	7	8	8	9	9	9	9	10	11	12	13	13	14	14	15	16	16	17	17	18	18-10	
1983-84	1	1	2	3	3	4	5	6	7	7	8	9	9	10	10	11	12	12	12	12	13	14	14	14	14	14	15	15-13	
1984-85	1	2	3	4	5	6	7	8	8	8	9	10	11	12	12	13	14	15	16	16	17	18	19	20	21	21	21	23-8	
1985-86	0	0	0	0	0	0	1	1	1	2	3	3	3	4	5	5	6	6	7	7	7	7	8	9	9	9	10	10-19	
1986-87	0	0	0	1	1	1	1	2	2	2	2	2	2	2	2	2	2	2	2	2	2	2	2	2	3	3	4	5-25	
1987-88	0	1	2	2	2	3	3	4	4	5	6	6	6	7	7	7	7	8	9	9	9	10	10	11	11	11	12	12-17	
1988-89	1	2	3	3	3	4	4	5	5	6	7	8	8	8	8	8	9	9	9	10	10	10	11	12	12	12	12	12-17	
1989-90	0	0	1	2	3	4	5	5	6	6	7	7	8	9	9	10	11	11	11	11	12	12	12	13	13	13	13	13-18	
1990-91	0	0	0	1	2	3	4	4	5	5	5	6	6	7	8	8	8	9	9	9	9	10	10	11	12	12	13	13-16	
1991-92	0	0	0	1	1	1	2	2	2	2	2	2	2	2	2	2	2	2	2	2	2	2	2	2	2	2	2	2-26	
1992-93	0	1	1	2	2	3	3	4	4	4	4	4	4	4	5	5	6	6	6	6	6	6	6	7	7	8	8-21		
1993-94	1	2	2	2	3	4	5	5	6	6	6	6	7	7	8	8	9	9	9	9	10	10	10	10	11	12	12	12-16	
1994-95	1	2	3	3	3	4	4	5	5	5	5	6	6	6	7	7	7	7	7	7	7	8	8	8	9	10	11	11-17	
1995-96	1	2	2	2	3	4	4	5	6	6	7	8	8	8	9	10	10	11	12	12	13	13	13	14	14	14	15	15-14	
1996-97	1	1	2	3	4	4	5	6	7	8	9	10	11	11	11	11	11	12	12	12	12	12	12	12	12	12	12	12-15	
1997-98	0	0	1	1	2	2	3	3	4	5	5	6	7	7	8	9	10	11	11	11	11	11	12	12	12	13	13	13-15	
1998-99	0	0	0	0	0	1	1	1	1	1	1	2	2	2	2	2	2	2	2	2	2	2	3	3	4		4-22		
1999-00	1	1	1	1	2	2	2	3	3	4	5	5	5	5	5	5	5	5	5	5	5	5	5	5	5	5	5	5-23	
2000-01	1	2	2	3	4	4	4	5	6	7	8	9	10	10	10	10	11	11	11	11	11	11	11	12	13	14	14	14-14	
2001-02	1	1	2	2	3	4	4	5	6	7	7	8	9	10	10	10	11	11	11	12	13	13	14	15	16	17	21-12		
2002-03	0	0	1	2	2	3	4	5	6	7	8	8	9	10	11	11	11	11	12	12	12	12	13	14	15	15	15	16-14	
2003-04	1	2	2	3	3	4	5	5	6	7	7	8	9	9	10	11	11	11	11	12	12	12	12	13	14	14	14	14-16	
2004-05	0	1	2	3	4	4	4	4	4	5	5	5	6	7	8	8	9	9	9	9	10	10	10	10	10	10	11	11-18	
2005-06	1	1	2	3	3	4	4	4	5	6	6	7	8	8	9	10	11	12	13	14	15	16	16	17	18	18	19	20	24-9

Top Scoring SDSU Duos

Pl.	Names (PPG)	Season	Points	Avg.
1.	Joe Mendoza (30.5), Eddy Gordon (12.8)	1979-80	1,138	42.1
2.	Brandon Heath (18.4), Marcus Slaughter (16.5)	2005-06	1,101	33.4
3.	Randy Holcomb (16.9), Tony Bland (15.7)	2001-02	1,077	32.6
4.	Brandon Heath (18.3), Marcus Slaughter (17.8)	2004-05	1,012	34.9
5.	Kim Goetz (20.5), Steve Malovic (17.4)	1978-79	1,003	37.1
6.	Steve Copp (17.9), Will Connelly (16.6)	1975-76	1,001	34.5
7.	Anthony Watson (17.5), Leonard Allen (14.6)	1984-85	997	32.2
8.	Anthony Watson (22.5), John Martens (12.2)	1985-86	984	34.0
9.	Michael Cage (24.5), Leonard Allen (8.7)	1983-84	929	33.2
10.	Tony Bland (16.4), Mike Mackell (14.4)	2002-03	925	30.8

Top Scoring SDSU Trios

Pl.	Names (PPG)	Season	Points	Avg.
1.	Randy Holcomb (16.9), Tony Bland (15.7), Al Faux (17.0)	2001-02	1,571	47.6
2.	Eddy Gordon (12.8), Eddie Morris (13.3), Joe Mendoza (12.0)	1979-80	1,457	53.7
3.	Brandon Heath (18.4), Marcus Slaughter (16.5), Mohamed Abukar (14.3)	2005-06	1,415	42.9
4.	Kim Goetz (20.5), Steve Malovic (17.4), Mike Dodd (12.6)	1978-79	1,342	49.7
5.	Anthony Watson (17.5), Leonard Allen (14.6), Michael Kennedy (10.8)	1984-85	1,331	42.9
6.	Chris McMurray (16.1), Jimmy Harris (15.9), Jimmy Wilkins (14.8)	1971-72	1,311	46.8
7.	Aerick Sanders (16.1), Brandon Heath (13.8), Wesley Stokes (12.1)	2003-04	1,258	41.9
8.	Anthony Watson (22.5), John Martens (12.2), Steffond Johnson (15.7)	1985-86	1,251	43.1

9.	Steve Copp (17.9), Will Connelly (16.6), Bob Kovach (9.8)	1975-76	1,247	43.0
10.	Brian Frishman (14.7), Presnell Gilbert (15.4), Joel Kramer (11.3)	1977-78	1,233	44.0

Top Rebounding SDSU Duos

Pl.	Names (RPG)	Season	Rebs.	Avg.
1.	Chris McMurray (12.5), Larry Jones (8.7)	1971-72	585	20.9
2.	Michael Cage (12.6), Leonard Allen (7.0)	1983-84	549	19.6
3.	Michael Cage (12.6), Leonard Allen (6.0)	1982-83	522	18.6
4.	Michael Cage (13.1), Eddy Gordon (6.2)	1980-81	511	17.9
5.	Will Connelly (8.9), Steve Copp (8.6)	1975-76	506	17.4
6.	Aerick Sanders (9.8), Marcus Slaughter (6.8)	2003-04	499	16.6
7.	Will Connelly (9.2), Steve Copp (9.1)	1974-75	495	18.3
8.	Marcus Slaughter (11.0), Kyle Spain (5.6)	2005-06	487	14.8
9.	Joel Kramer (9.1), Steve Malovic (7.8)	1977-78	474	16.9
10.	Joel Kramer (9.2), Fred Branch (7.5)	1976-77	467	16.7

Top Rebounding SDSU Trios

Pl.	Names (RPG)	Season	Rebs.	Avg.
1.	Chris McMurray (12.5), Larry Jones (8.7), Jeff Pete (5.7)	1971-72	744	26.7
2.	Will Connelly (8.9), Steve Copp (8.6), Joel Kramer (6.0)	1975-76	681	23.5
3.	Michael Cage (12.6), Leonard Allen (7.0), Andre Ross (5.2)	1983-84	679	22.6
4.	Will Connelly (9.2), Steve Copp (9.1), Bob Kovach (5.7)	1974-75	650	24.1
	Will Connelly (9.2), Steve Copp (9.1), Allen Bunting (5.7)	1974-75	650	24.1

Miscellaneous Records



2006 NCAA TOURNAMENT ► 2006 MOUNTAIN WEST CHAMPIONS

6.	Aerick Sanders (9.8), Marcus Slaughter (12.8), Chris Walton (4.9)	2003-04	647	21.6
7.	Michael Cage (12.6), Leonard Allen (6.0), Eddie Morris (3.7)	1982-83	625	20.8
8.	Joel Kramer (9.2), Fred Branch (7.5), Presnell Gilbert (6.5)	1976-77	610	21.8
9.	Michael Cage (13.1), Eddy Gordon (6.2), Zach Jones (3.6)	1980-81	608	22.5
10.	Marcus Slaughter (11.0), Kyle Spain (5.6), Mohamed Camara (3.6)	2005-06	603	18.3

Consecutive Double-Digit Scoring Games since 1975-76

Pl.	Name	Games	Streak Started	Final Game
1.	Zack Jones	32	Nov. 28, 1980	Dec. 8, 1981
2.	Anthony Watson	31	March 8, 1985	March 7, 1986
3.	Marcus Slaughter	28	Nov. 19, 2004	Nov. 17, 2005
4.	Michael Cage	27	Jan. 6, 1983	Dec. 29, 1983
5.	Brandon Heath	25	Dec. 17, 2005	current
6.	Randy Holcolmb	18	Nov. 18, 2000	Jan. 27, 2001
	Jason Richey	18	Dec. 2, 1997	Feb. 14, 1998
	Michael Cage	18	Jan. 3, 1984	March 3, 1984
9.	Randy Holcolmb	17	Nov. 27, 2001	March 2, 2002
	Al Faux	17	March 27, 2001	Jan. 26, 2002
	Anthony Watson	17	Jan. 3, 1985	Feb. 21, 1985
	Will Connelly	17	Dec. 12, 1975	Feb. 5, 1976

Most Double-Digit Scoring Games/Season since 1975-76

Pl.	Name	Games	Season
1.	Brandon Heath	31	2005-06
2.	Randy Holcolmb	30	2001-02
3.	Tony Bland	29	2001-02
	Shawn Jamison	29	1989-90
	Anthony Watson	29	1984-85
6.	Al Faux	28	2001-02
	Anthony Watson	28	1985-86
8.	Marcus Slaughter	27	2004-05
	Brandon Heath	27	2004-05
	Michael Cage	27	1983-84
	Zack Jones	27	1980-81

Most Double-Digit Scoring Games/Career since 1975-76

Pl.	Name	Games	Seasons
1.	Anthony Watson	88	1983, 84, 85, 86
2.	Michael Cage	85	1981, 82, 83, 84
3.	Brandon Heath	79	2004, 05, 06
4.	Chad Nelson	68	1994, 95, 96, 97
5.	Tony Ross	63	1987, 88, 89
6.	Marcus Slaughter	61	2004, 05, 06
7.	Randy Holcolmb	56	2001, 02
8.	Marc Carter	54	1994, 95
9.	Myron Epps	53	1999, 00, 01, 02
10.	Mike Dodd	52	1976, 77, 78, 79

Most Double-Digit Rebounding Gms./Season since 1975-76

Pl.	Name	Games	Season
1.	Michael Cage	23	1983-84
2.	Michael Cage	20	1982-83
3.	Marcus Slaughter	19	2005-06
	Michael Cage	19	1980-81
5.	Randy Holcomb	14	2001-02
6.	Marty Dow	13	1990-91
	Michael Cage	13	1981-82
	Eddy Gordon	13	1979-80
	Joel Kramer	13	1977-78
	Will Connelly	13	1975-76

Highest Scoring Freshman Classes

Pl.	Names (PPG)	Season	Points	Avg.
1.	Epps (11.8), Okotie (8.5), Abramowitz (5.3), Berokoff (4.0), Mann (2.2)	1998-99	808	31.1
2.	Morris (13.3), Gordon (12.8), McKimney (4.1)	1979-80	717	26.6
3.	Heath (13.4), Slaughter (7.9)	2003-04	650	21.7
4.	Miller (6.8), McKinney (5.4), McNaull (4.7), Hamilton (2.8)	1990-91	545	18.8
5.	Lowery (6.1), Scruggs (3.9), Dildy (2.9), Brown (2.9), Gaines (2.8), Bobin (0.6)	1985-86	523	18.0
6.	Spain (9.2), Williams (6.6), Hoerner (1.9), McGrath (0.6), Lamb (0.7)	2005-06	519	15.7
7.	Ross (16.3), Baskin (1.3), Kline (1.2), Bryant (0.7)	1986-87	501	16.7
8.	Burns (9.2), Sir (5.5), Sharper (1.9), Davis (1.5)	2002-03	492	16.4
9.	Gilbert (15.4), Saipaia (2.7), Davis (1.3)	1976-77	396	14.1
10.	Hamilton (8.3), Randle (6.3)	1992-93	394	13.6

Highest Scoring Sophomore Classes

Pl.	Names (PPG)	Season	Points	Avg.
1.	Heath (18.3), Slaughter (17.9)	2004-05	1,012	34.8
2.	Epps (14.4), Abramowitz (7.6), Okotie (6.6), Berokoff (3.8), Small (2.2), Mann (1.9)	1999-00	984	35.1
3.	McNaull (13.1), Clark (11.6), Miller (10.8), Hamilton (6.2)	1991-92	973	34.8
4.	Lowery (11.8), Gaines (7.3), Scruggs (4.8), Brown (3.2), Dildy (3.1)	1986-87	820	27.3
5.	Copp (13.1), Bunting (9.8), Earle (7.5), Honz (3.6), Leary (2.1)	1973-74	701	27.0
6.	Connelly (17.7), Delsman (3.0)	1974-75	561	20.8
7.	Morris (11.4), Gordon (8.2), Bradley (3.0)	1980-81	497	18.4
8.	Ross (15.9)	1987-88	461	15.9
9.	Watson (10.5), Owens (5.7), Baker (0.0)	1983-84	390	13.9
10.	Gwynn (9.7), Hamilton (4.2)	1978-79	377	14.0

Highest Scoring Junior Classes

Pl.	Names (PPG)	Season	Points	Avg.
1.	Jamison (16.8), Dow (12.3), Hudson (7.7), Massey (7.1), Thompson (4.5), Steiny (1.6), Stewart (0.0)	1989-90	1,434	46.3
2.	Heath (18.4), Slaughter (16.5), Abukar (14.3)	2005-06	1,415	42.9
3.	Holcomb (15.9), Epps (11.1), Faux (10.5), Kovacic (5.3), Abramowitz (5.0)	2000-01	1,388	49.6
4.	Goetz (16.9), Dodd (14.1), Malovic (13.1), Hale (4.8)	1977-78	1,351	48.3
5.	Copp (13.8), Kovach (9.8), Bunting (8.3), Earle (7.0), Leary (6.6)	1974-75	1,288	47.7
6.	Mendoza (30.5), Gwynn (11.1), Head (5.1), Smith (1.5), Hamilton (0.6)	1979-80	1,274	47.2
7.	Richey (17.6), Fields (11.0), Thompson (9.6), Betts (9.0), Kruiwyk (5.3), Johnson (3.5), Demirdjian (1.3), Archie (0.5)	1996-97	1,249	46.3
8.	McMurray (16.1), Pete (10.8), Jones (9.1), Marlowe (6.0), Leech (1.5)	1971-72	1,184	42.3
9.	Smith (12.8), Plummer (10.7), Morris (7.7), Gordon (5.7), Caldwell (1.6), Davis (0.0), Rasmussen (0.0)	1981-82	1,102	38.0
10.	Watson (17.5), Dorsey (8.3), Martens (6.0), Owens (5.1), Monteiro (0.7)	1984-85	1,066	34.4


Highest Scoring Senior Classes

Pl.	Names (PPG)	Season	Points	Avg.
1.	Watson (22.5), Johnson (15.7), Martens (12.2), Dorsey (8.2), Owens (7.0)	1985-86	1,628	56.1
2.	Anderson (13.7), Jarrett (13.6), Carter (12.9), Randle (5.6), Martin (5.1), Gardner (1.8)	1995-96	1,427	49.2
3.	Goetz (20.5), Malovic (17.4), Dodd (12.6), Hale (5.6)	1978-79	1,392	51.6
4.	Copp (17.9), Kovach (9.8), Leary (8.3), Bunting (6.4), Earle (5.8)	1975-76	1,335	46.0
5.	Faux (17.0), Holcomb (16.9), Smith (3.3), Kovacic (2.3), Epps (2.2)	2001-02	1,261	38.2
6.	Schneider (15.1), Jacobsen (11.6), Lavender (11.5), Egerer (7.7), Borchert (6.0)	1970-71	1,249	48.0
7.	McMullen (14.6), Bell (12.2), Johnson (9.4), Williams (8.7)	1988-89	1,212	41.8
8.	Bland (16.4), Mackell (14.4), Moore (8.3)	2002-03	1,175	39.2
9.	Richey (17.4), Kruiwyk (11.7), Betts (11.6)	1997-98	1,086	38.8
10.	Dow (17.0), Massey (14.6), Thompson (5.1), Steiny (1.5)	1990-91	1,070	36.9

Individual Season Records




2006 NCAA TOURNAMENT ► 2006 MOUNTAIN WEST CHAMPIONS




Michael Cage



Anthony Watson



Bob Brady



Al Skalecky



Chris McMurray



Tony Gwynn

San Diego State's all-time season records are listed below. The number beneath Rk. indicates the ranking on the all-time records list since SDSU started playing basketball in 1921 or since the statistic was created unless otherwise noted. Beneath the DI column is the ranking since San Diego State started competing at the Division I level in 1970-71. A complete key can be found on page 130.

Points

Rk	DI	Name	Pts.	Yr.
1.	1.	Michael Cage (Sr.)	686	84
2.	2.	Anthony Watson (Sr.)	544	86
3.	3.	•Brandon Heath (Jr.)	607	06
4.	-	Bob Brady (Jr.)	585	53
5.	4.	•Randy Holcomb (Sr.)	558	02
6.	5.	Michael Cage (Jr.)	547	83
7.	6.	Anthony Watson (Jr.)	544	85
8.	7.	•Brandon Heath (So.)	532	05
8.	7.	Kim Goetz (Sr.)	532	79
10.	-	Tony Pinkins (Sr.)	529	57
11.	-	Bernie Finlay (Sr.)	522	60
11.	-	Tony Pinkins (Jr.)	522	56
13.	9.	Shawn Jamison (Jr.)	520	90
13.	9.	Steve Copp (Sr.)	520	76
15.	11.	•Tony Bland (Jr.)	519	02
12.	•Marcus Slaughter (Jr.)	494	06	
12.	•Al Faux (Sr.)	494	02	
12.	Marty Dow (Sr.)	494	91	
15.	Tony Bland (Sr.)	493	03	
16.	•Aerick Sanders (Sr.)	482	04	
17.	Will Connelly (Jr.)	481	76	
18.	•Marcus Slaughter (So.)	480	05	
19.	Will Connelly (So.)	479	75	
20.	Jason Richey (Jr.)	474	97	
21.	Kim Goetz (Jr.)	473	78	
22.	Steve Malovic (Sr.)	471	79	
23.	Zach Jones (Jr.)	462	81	
24.	Tony Ross (So.)	461	88	
25.	Tony Ross (Fr.)	455	87	

Scoring Average

Rk	DI	Name (Class)	PPG	Yr.
1.	1.	Michael Cage (Sr.)	24.5	84
2.	2.	Anthony Watson (Sr.)	22.5	86
3.	-	Bob Brady (Jr.)	20.9	53
4.	3.	Kim Goetz (Sr.)	20.5	79
5.	-	Bernie Finlay (Sr.)	20.1	60
6.	-	Tony Pinkins (Sr.)	19.6	57
7.	4.	Michael Cage (Jr.)	19.5	83
8.	-	Bob Brady (Sr.)	18.7	54
9.	5.	•Brandon Heath (Jr.)	18.4	06
9.	-	Von Jacobsen (So.)	18.4	69
11.	6.	•Brandon Heath (So.)	18.34	05
12.	7.	Carlus Groves (Sr.)	18.27	94
13.	-	Tony Pinkins (Jr.)	18.0	56
8.	Steve Copp (Sr.)	17.9	76	
9.	•Marcus Slaughter (So.)	17.8	05	
10.	Will Connelly (So.)	17.7	75	
11.	Jason Richey (Jr.)	17.6	97	
12.	Anthony Watson (Jr.)	17.5	85	

13.	Steve Malovic (Sr.)	17.44	79
14.	Jason Richey (Sr.)	17.36	98
15.	Zach Jones (Jr.)	17.1	81
16.	•Al Faux (Sr.)	17.0	02
16.	Marty Dow (Sr.)	17.0	91
18.	•Randy Holcomb (Sr.)	16.91	02
19.	Kim Goetz (Jr.)	16.89	78
20.	Shawn Jamison (Jr.)	16.8	90
21.	Will Connelly (Jr.)	16.6	76
22.	•Marcus Slaughter (Jr.)	16.5	06
23.	•Tony Bland (Sr.)	16.4	03
24.	Tony Ross (Fr.)	16.3	87
25.	Chris McMurray (Jr.)	16.14	72

Rebounds

Rk	DI	Name (Class)	Rebs.	Yr.
1.	-	Al Skalecky (Jr.)	394	67
2.	-	Al Skalecky (So.)	356	66
3.	1.	Michael Cage (Fr.)	355	81
4.	2.	Michael Cage (Jr.)	354	83
5.	3.	Michael Cage (Sr.)	352	84
6.	4.	Chris McMurray (Jr.)	350	72
7.	-	Tony Pinkins (Jr.)	346	56
8.	-	Al Skalecky (Sr.)	340	68
9.	5.	•Marcus Slaughter (Jr.)	329	06
10.	6.	•Randy Holcomb (Sr.)	296	02
11.	7.	•Aerick Sanders (Sr.)	295	04
12.	-	Eric Martensen (Jr.)	278	69
13.	-	Larry Meek (So.)	277	63
8.	Marty Dow (Sr.)	274	91	
9.	Steve Malovic (Sr.)	265	79	
10.	Will Connelly (Jr.)	258	76	
11.	Joel Kramer (Jr.)	257	77	
12.	Michael Cage (So.)	256	82	
13.	Joel Kramer (Sr.)	255	78	
14.	Leonard Allen (Sr.)	252	85	
15.	Steve Copp (Sr.)	248	76	
15.	Will Connelly (So.)	248	75	
17.	Steve Copp (Jr.)	247	75	
18.	•Marcus Slaughter (So.)	242	05	
19.	Eddy Gordon (Fr.)	239	80	
20.	Joe McNaull (Jr.)	238	93	
20.	Gerald Murray (Jr.)	238	87	
22.	Roy Kruiswyk (Sr.)	235	98	
22.	Larry Jones (Jr.)	235	72	
24.	Mitch McMullen (Sr.)	230	89	
25.	Rodney Hawkins (Sr.)	229	88	

Rebound Average

Rk	DI	Name (Class)	RPG	Yr.
1.	-	Al Skalecky (So.)	13.7	66
2.	-	Al Skalecky (Jr.)	13.6	67

3.	1.	Michael Cage (Fr.)	13.1	81
4.	2.	Michael Cage (Jr.)	12.64	83
5.	-	Al Skalecky (Sr.)	12.59	68
6.	3.	Michael Cage (Sr.)	12.57	84
7.	4.	Chris McMurray (Jr.)	12.50	72
8.	-	Tony Pinkins (Jr.)	11.9	56
9.	5.	•Marcus Slaughter (Jr.)	11.0	06
10.	-	Larry Meek (Sr.)	10.68	65
11.	-	Larry Meek (So.)	10.65	63
6.	Chris McMurray (Sr.)	10.1	73	
7.	•Aerick Sanders (Sr.)	9.83	04	
8.	Steve Malovic (Sr.)	9.81	79	
9.	Marty Dow (Sr.)	9.4	91	
10.	Will Connelly (So.)	9.19	75	
11.	Joel Kramer (Jr.)	9.18	77	
12.	Steve Copp (Jr.)	9.15	75	
13.	Joel Kramer (Sr.)	9.11	78	
14.	•Randy Holcomb (Sr.)	8.97	02	
15.	•Marcus Slaughter (So.)	8.96	05	
16.	Will Connelly (Jr.)	8.90	76	
17.	Eddy Gordon (Fr.)	8.85	80	
18.	Michael Cage (So.)	8.83	82	
19.	Gary Schneider (Sr.)	8.80	71	
20.	Larry Jones (Jr.)	8.7	72	
21.	Steve Copp (Sr.)	8.6	76	
22.	Steffond Johnson (Sr.)	8.41	86	
23.	Roy Kruiswyk (Sr.)	8.39	98	
24.	Joe McNaull (Jr.)	8.2	93	
25.	Leonard Allen (Sr.)	8.1	85	

Assists

Rk	DI	Name (Class)	Asts.	Yr.
1.	-	Tony Gwynn (Jr.)	221	80
2.	-	Keith Smith (Jr.)	212	82
3.	-	Dean Decker (Sr.)	176	78
4.	•Wesley Stokes (Jr.)	175	04	
5.	Creon Dorsey (Jr.)	171	85	
6.	Tony Gwynn (Sr.)	164	81	
7.	Ray Leary (Sr.)	163	76	
8.	Tony Gwynn (So.)	153	79	
9.	Raymond King (Fr.)	150	96	
10.	Bryan Williams (Jr.)	148	88	
11.	Arthur Massey (Sr.)	139	91	
12.	Keith Smith (Sr.)	137	83	
13.	Jeff Konek (Jr.)	132	84	
14.	Dean Decker (Jr.)	131	77	
15.	•Richie Williams (Fr.)	127	06	
16.	Michael Best (Sr.)	125	90	
17.	•Deandre Moore (So.)	124	03	
18.	•Deandre Moore (Sr.)	122	01	
18.	Chad Nelson (Jr.)	122	96	
20.	Mike Dodd (Sr.)	121	79	

21.	Mike Delsman (Fr.)	120	74
22.	Mike Delsman (Sr.)	118	77
23.	•Brandon Heath (Jr.)	114	06
24.	Virgil Smith (Jr.)	113	92
24.	Michael Best (Jr.)	113	89

Assist Average

in existence since 1972-73 season

Rk	Name (Class)	APG	Yr.
1.	Tony Gwynn (Jr.)	8.2	80
2.	Keith Smith (Jr.)	7.3	82
3.	Tony Gwynn (Sr.)	6.31	81
4.	Dean Decker (Sr.)	6.28	78
5.	•Wesley Stokes (Jr.)	5.8	04
6.	Keith Smith (Sr.)	5.71	83
7.	Tony Gwynn (So.)	5.67	79
8.	Ray Leary (Sr.)	5.6	76
9.	Creon Dorsey (Jr.)	5.5	85
10.	Bryan Williams (Jr.)	5.8	88

Field Goals

Rk	DI	Name (Class)	FG	Yr.
1.	1.	Michael Cage (Sr.)	250	84
2.	2.	Anthony Watson (Sr.)	246	86
3.	3.	Kim Goetz (Sr.)	229	79
4.	4.	Anthony Watson (Jr.)	222	85
5.	5.	•Randy Holcomb (Sr.)	220	02
6.	6.	Marty Dow (Sr.)	207	91
6.	6.	Steve Copp (Sr.)	207	76
8.	8.	Kim Goetz (Jr.)	206	78
9.	9.	•Brandon Heath (Jr.)	204	06
10.	10.	Shawn Jamison (Jr.)	203	90
11.	11.	•Aerick Sanders (Sr.)	200	04
12.	12.	Will Connelly (So.)	196	75
13.	13.	Steve Malovic (Sr.)	192	79
14.	Michael Cage (Jr.)	191	83	
15.	Will Connelly (Jr.)	187	76	
16.	•Tony Bland (Jr.)	185	02	
17.	Zach Jones (Jr.)	183	81	
18.	•Tony Bland (Sr.)	180	03	
19.	Jimmy Harris (Sr.)	179	72	
20.	Chris McMurray (Jr.)	177	72	
21.	•Brandon Heath (So.)	176	05	
22.	Brian Frishman (Sr.)	173	77	
23.	•Al Faux (Sr.)	171	02	
24.	•Marcus Slaughter (So.)	165	05	
25.	•Randy Holcomb (Jr.)	163	01	
25.	Jimmy Wilkins (Sr.)	163	72	

AZTEC BASKETBALL MEDIA GUIDE INDIVIDUAL SEASON RECORDS ◀ RECORDS

Individual Season Records




2006 NCAA TOURNAMENT ► 2006 MOUNTAIN WEST CHAMPIONS




Danny Newport



Leon Carter




Jason Hamilton



Tony Ross



Kim Goetz



Jason Richey

Field Goal Attempts

DI	Name (Class)	FGA	Yr.
1.	Anthony Watson (Sr.)	520	86
2.	•Brandon Heath (Jr.)	481	06
3.	Anthony Watson (Jr.)	475	85
4.	Kim Goetz (Sr.)	451	79
5.	Michael Cage (Sr.)	445	84
6.	•Brandon Heath (So.)	432	05
7.	Chris McMurray (Jr.)	428	72
8.	•Randy Holcomb (Sr.)	426	02
9.	Steve Copp (Sr.)	417	76
10.	•Tony Bland (Jr.)	416	02
11.	Jimmy Harris (Sr.)	413	72
12.	Will Connelly (So.)	410	75
13.	Kim Goetz (Jr.)	401	78
14.	Will Connelly (Jr.)	397	76
15.	•Tony Bland (Sr.)	392	03
16.	Zach Jones (Jr.)	387	81
17.	•Randy Holcomb (Jr.)	386	01
18.	Matt Watts (Jr.)	381	98
19.	Brian Fishman (Sr.)	379	77
20.	•Brandon Heath (Fr.)	368	04
21.	Marc Carter (Sr.)	366	95
22.	•Al Faux (Sr.)	364	02
22.	Jason Richey (Jr.)	364	97
22.	Tony Ross (Fr.)	364	87
25.	Marty Dow (Sr.)	362	91

Field Goal Percentage

Rk	DI	Name (Class)	Pct.	Yr.
1.	-	Danny Newport (Fr.)	79.9	54
2.	1.	Leon Carter (Sr.)	60.5	96
3.	2.	Leonard Allen (Sr.)	60.1	85
4.	3.	Kevin Betts (Sr.)	59.8	98
5.	4.	Mitch McMullen (Sr.)	58.0	89
6.	5.	Joe McNaull (So.)	57.9	92
7.	6.	Von Jacobsen (Sr.)	57.3	71
8.	7.	Marty Dow (Sr.)	57.2	91
9.	8.	Michael Cage (Jr.)	57.0	83
10.	9.	Kevin Betts (Jr.)	56.9	97
11.	10.	Shawn Jamison (Jr.)	56.23	90
12.	11.	Leonard Allen (So.)	56.20	83
12.	12.	Michael Cage (Sr.)	56.18	84
13.	13.	Steve Malovic (Jr.)	56.0	78
14.	14.	Michael Kennedy (Sr.)	55.93	85
15.	15.	Leonard Allen (Jr.)	55.88	84
16.	16.	Roy Kruiswyk (Sr.)	55.84	98
17.	17.	Michael Cage (Fr.)	55.83	81
18.	18.	•Aerick Sanders (Sr.)	55.4	04
19.	19.	•Myron Epps (Jr.)	54.88	01
20.	20.	Steve Malovic (Sr.)	54.86	79
21.	21.	Rodney Hawkins (Sr.)	54.80	88
22.	22.	Mike Dodd (Jr.)	54.76	78
23.	23.	•Mike Mackell (Sr.)	54.5	03
24.	24.	Mitch McMullen (Jr.)	54.2	88
25.	25.	Gerald Murray (Jr.)	53.8	87

Three-Point Field Goals

Rk	Name (Class)	3FGs	Yr.
1.	Tony Ross (Fr.)	104	87
2.	Tony Ross (So.)	100	88
3.	•Brandon Heath (Jr.)	98	06
4.	•John Sharper (Sr.)	79	06
5.	Jason Richey (Sr.)	72	98
6.	•Al Faux (Sr.)	66	02
6.	Tony Ross (Jr.)	66	89
8.	Jason Richey (Jr.)	64	97
9.	Michael Best (Sr.)	56	90
10.	Josko Visnjic (Jr.)	55	98
11.	Michael Best (Jr.)	51	89
12.	Derric Croft (Jr.)	49	94
13.	•Brandon Heath (So.)	48	05
13.	•Brandon Heath (Fr.)	48	04
15.	•Steve Sir (Fr.)	46	03
16.	•John Sharper (Jr.)	43	05
17.	Tony Clark (So.)	42	92
18.	•Wesley Stokes (Jr.)	41	04
18.	•Deandre Moore (Sr.)	41	03
20.	•Al Faux (Jr.)	40	01
20.	Chad Nelson (Jr.)	40	96
20.	Darryl Gaines (So.)	40	87
23.	David Abramowitz (So.)	39	00
23.	Arthur Massey (Sr.)	39	91
23.	Josh Lowery (So.)	39	87

Three-Pt. Field Goal Atts.

Rk	Name (Class)	3FGA	Yr.
1.	•Brandon Heath (Jr.)	240	06
2.	Tony Ross (Fr.)	223	87
3.	Tony Ross (So.)	213	88
4.	Jason Richey (Sr.)	202	98
5.	•John Sharper (Sr.)	188	06
6.	Josko Visnjic (Jr.)	179	98
6.	Jason Richey (Jr.)	179	97
8.	Michael Best (Sr.)	173	90
9.	•Al Faux (Sr.)	161	02
10.	•Brandon Heath (Fr.)	160	04
11.	Tony Ross (Jr.)	153	89
12.	Derric Croft (Jr.)	152	94
13.	•Brandon Heath (So.)	151	05
14.	•Wesley Stokes (Jr.)	138	04
15.	Arthur Massey (Sr.)	135	91
16.	Matt Watts (Jr.)	134	98
17.	Josh Lowery (So.)	133	87
18.	Tony Clark (So.)	119	92
18.	Michael Best (Jr.)	119	89
20.	•John Sharper (Jr.)	117	05
21.	•David Abramowitz (So.)	115	00
21.	Darryl Gaines (So.)	115	87
23.	•Steve Sir (Fr.)	114	03
24.	Chad Nelson (Jr.)	112	96
25.	Donte Wilson (Jr.)	109	99

Three-Point Field Goal Pct.

Rk	Name (Class)	Pct.	Yr.
1.	Jason Hamilton (Fr.)	50.0	93
2.	Tony Ross (So.)	46.9	88
3.	Chad Nelson (Fr.)	46.7	94
4.	Tony Ross (Fr.)	46.6	87
5.	Tony Ross (Jr.)	43.1	89
6.	Michael Best (Jr.)	42.9	89
7.	•Al Faux (Jr.)	42.1	01
8.	•John Sharper (Sr.)	42.0	06
9.	•Al Faux (Sr.)	41.0	02
10.	•Brandon Heath (Jr.)	40.8	06
10.	Brady Trenkle (So.)	40.8	97
11.	•Steve Sir (Fr.)	40.4	03
12.	•John Sharper (So.)	40.0	04
13.	•Deandre Moore (Jr.)	39.0	02
14.	•John Sharper (Jr.)	36.8	05
15.	Paul Jarrett (Sr.)	36.63	96
16.	•David Abramowitz (Jr.)	36.59	01
17.	•Karlo Kovacic (Jr.)	36.5	01
18.	Chris Walters (Sr.)	35.82	94
19.	•Tony Bland (Jr.)	35.80	02
20.	Jason Richey (Jr.)	35.75	97
21.	•Chris Manker (Jr.)	35.7	04
21.	Chad Nelson (Jr.)	35.7	96
23.	Jason Richey (Sr.)	35.6	98
24.	Tony Clark (So.)	35.3	92
25.	Chad Nelson (So.)	35.1	95

Free Throws

Rk	DI	Name (Class)	FT	Yr.
1.	-	Bob Brady (Jr.)	213	53
2.	1.	•Marcus Slaughter (Jr.)	192	06
3.	2.	Michael Cage (Sr.)	186	84
3.	-	Bernie Finlay (Sr.)	186	60
5.	-	Tony Pinkins (So.)	170	55
6.	3.	Michael Cage (Jr.)	165	83
6.	-	Tony Pinkins (Sr.)	165	57
8.	-	Tony Pinkins (Jr.)	150	56
9.	-	Bob Brady (Sr.)	145	54
10.	4.	Chad Nelson (Sr.)	142	97
11.	5.	•Marcus Slaughter (So.)	141	05
12.	6.	Anthony Watson (Sr.)	138	86
7.	7.	Leonard Allen (Sr.)	137	85
8.	8.	•Brandon Heath (So.)	132	05
9.	9.	John Martens (Sr.)	130	86
10.	10.	Jason Richey (Jr.)	122	97
10.	10.	Chad Nelson (So.)	122	95
12.	12.	•Tony Bland (Jr.)	120	02
13.	13.	Shawn Jamison (Jr.)	114	90
14.	14.	•Tony Bland (Sr.)	113	03
15.	15.	•Mike Mackell (Sr.)	108	03
16.	16.	Courtie Miller (Jr.)	107	93
16.	16.	Will Connelly (Jr.)	107	76
18.	18.	•Randy Holcomb (Sr.)	106	02
18.	18.	Steve Copp (Sr.)	106	76

20.	•Myron Epps (So.)	104	00
20.	Mitch McMullen (Sr.)	104	89
22.	Mitch McMullen (Jr.)	103	88
23.	Kevin Betts (Sr.)	102	98
24.	•Brandon Heath (Jr.)	101	06
24.	Jeff Pete (Jr.)	101	72

Free Throw Attempts

DI	Name (Class)	FTA	Yr.
1.	•Marcus Slaughter (Jr.)	252	06
2.	Michael Cage (Sr.)	251	84
3.	Shawn Jamison (Jr.)	232	90
4.	Michael Cage (Jr.)	221	83
5.	Leonard Allen (Sr.)	204	85
6.	•Marcus Slaughter (So.)	202	05
7.	John Martens (Sr.)	183	86
8.	Anthony Watson (Sr.)	182	86
9.	Mitch McMullen (Jr.)	181	88
10.	Mitch McMullen (Sr.)	175	89
11.	•Myron Epps (So.)	172	00
12.	•Tony Bland (Sr.)	171	03
13.	•Tony Bland (Jr.)	169	04
14.	•Randy Holcomb (Sr.)	167	02
15.	Chad Nelson (Sr.)	166	97
16.	•Mike Mackell (Sr.)	164	03
17.	•Brandon Heath (So.)	161	05
18.	Steve Copp (Sr.)	160	76
19.	Jason Richey (Jr.)	159	97
19.	Will Connelly (So.)	159	75
21.	Chad Nelson (So.)	157	95
22.	Will Connelly (Jr.)	153	76
23.	Jeff Pete (Jr.)	149	72
24.	Keith Smith (Jr.)	148	82
25.	Myron Epps (So.)	147	99


Free Throw Percentage

Rk	DI	Name (Class)	Pct.	Yr.
1.	1.	Kim Goetz (Sr.)	90.2	79
2.	2.	Jason Richey (Sr.)	85.7	98
3.	3.	Chad Nelson (Sr.)	85.5	97
4.	4.	Gary Schneider (Sr.)	85.2	71
5.	5.	•Brandon Heath (Jr.)	84.9	06
6.	6.	Steve Malovic (Sr.)	83.7	79
7.	-	Mike Spilger (Sr.)	83.3	70
7.	-	Bob Brady (Sr.)	83.3	54
9.	-	Bernie Finlay (So.)	82.6	59
10.	7.	•Brandon Heath (So.)	82.0	05
11.	8.	Courtie Miller (Jr.)	81.7	93
12.	9.	Mark Delsman (Sr.)	81.3	77
10	10	Courtie Miller (Sr.)	81.1	94
10.	10.	Steve Malovic (Jr.)	81.1	78
13.	13.	Chad Nelson (Jr.)	79.8	96
14.	14.	Tony Gwynn (Jr.)	79.0	80
15.	15.	Jimmy Wilkins (Jr.)	78.5	71
16.	16.	Chris McMurray (Jr.)	78.4	72

Individual Season Records




2006 NCAA TOURNAMENT ► 2006 MOUNTAIN WEST CHAMPIONS



Leonard Allen




Tony Bland




Aerick Sanders



Randy Holcomb



Steve Copp



Steve Malovic

17.	Anthony Watson (Jr.)	78.1	85
17.	Pete Geoff (Sr.)	78.1	73
19.	Joel Kramer (Sr.)	77.9	78
20.	Leon Carter (Sr.)	77.8	96
21.	Chad Nelson (So.)	77.7	95
21.	Jeff Pete (So.)	77.7	71
23.	Arthur Massey (Sr.)	77.5	91
24.	Jimmy Harris (Sr.)	77.2	72
25.	Jason Richey (Jr.)	76.7	97

15.	Raymond King (Fr.)	1,016	96
16.	•Wesley Stokes (Jr.)	1,014	04
17.	Bryan Williams (Jr.)	1,000	88
17.	Leonard Allen (Sr.)	1,000	85
19.	•Brandon Heath (So.)	997	05
19.	Matt Watts (Jr.)	997	98
21.	Roy Kruiswyk (Sr.)	993	98
22.	Tony Ross (So.)	987	88
23.	•Marcus Slaughter (Jr.)	982	06
24.	Arthur Massey (Sr.)	974	91
25.	Derric Croft (Jr.)	971	94
25.	Anthony Watson (Jr.)	971	85

12.	•Randy Holcomb (Sr.)	17.70	02
13.	Leon Carter (Sr.)	17.38	96
14.	Rodney Hawkins (Sr.)	17.34	88
15.	Eddy Gordon (Fr.)	16.78	80
16.	Joe McNaull (So.)	15.93	92
17.	Michael Cage (So.)	15.86	82
18.	Carlus Groves (Sr.)	15.68	94
19.	Mitch McMullen (Sr.)	15.52	89
20.	Arthur Massey (Sr.)	15.46	91
21.	Paul Jarrett (Sr.)	15.31	96
22.	Jason Richey (Jr.)	15.11	97
23.	Anthony Watson (Jr.)	15.00	85
24.	Chad Nelson (Sr.)	14.85	97
25.	Tony Gwynn (Jr.)	14.52	80

9.	•Randy Holcomb (Sr.)	27.61	02
10.	Will Connelly (So.)	27.52	75
11.	Marty Dow (Sr.)	27.10	91
12.	•Aerick Sanders (Sr.)	26.93	04
13.	Kim Goetz (Sr.)	26.77	79
14.	Will Connelly (Jr.)	26.59	76
15.	Carlus Groves (Sr.)	25.95	94
16.	•Brandon Heath (So.)	25.52	05
17.	Jason Richey (Jr.)	25.48	97
18.	•Brandon Heath (Jr.)	25.21	06
19.	Steve Copp (Jr.)	25.11	75
20.	Steffond Johnson (Sr.)	24.76	86
21.	Joel Kramer (Sr.)	24.68	78
22.	Shawn Jamison (Jr.)	24.484	90
23.	Michael Cage (Fr.)	24.481	81
24.	Jason Richey (Sr.)	24.360	98
25.	Chris McMurray (Sr.)	24.357	73

Blocks

in existence since 1978-79 season

Rk	Name (Class)	Blks.	Yr.
1.	Leonard Allen (Sr.)	82	85
2.	Michael Cage (Sr.)	47	84
3.	Marty Dow (Sr.)	46	91
3.	Leonard Allen (Jr.)	46	84
5.	Leonard Allen (Fr.)	45	82
6.	Eddy Gordon (Fr.)	43	80
7.	Joe McNaull (Jr.)	41	93
7.	Joe McNaull (So.)	41	92
7.	Leonard Allen (So.)	41	83
10.	•Aerick Sanders (Sr.)	36	04

Efficiency Points

since 1978-79 season

Rk	Name (Class)	Pts.	Yr.
1.	Michael Cage (Sr.)	820	84
2.	Michael Cage (Jr.)	717	83
3.	•Marcus Slaughter (Jr.)	643	06
4.	•Aerick Sanders (Sr.)	634	04
5.	Steve Malovic (Sr.)	620	79
6.	Marty Dow (Sr.)	589	91
7.	•Randy Holcomb (Sr.)	584	02
7.	Leonard Allen (Sr.)	584	85
9.	Michael Cage (Fr.)	537	81
10.	Anthony Watson (Sr.)	527	86
11.	Leon Carter (Sr.)	504	96
12.	Rodney Hawkins (Sr.)	503	98
13.	•Marcus Slaughter (So.)	492	05
14.	Kim Goetz (Sr.)	474	79
15.	•Brandon Heath (Jr.)	468	06
16.	Anthony Watson (Jr.)	465	85
17.	Michael Cage (So.)	460	82
18.	Eddy Gordon (Fr.)	453	80
19.	Mitch McMullen (Sr.)	450	89
20.	Joe McNaull (So.)	446	92
21.	Paul Jarrett (Sr.)	444	96
22.	Shawn Jamison (Jr.)	441	90
23.	Arthur Massey (Sr.)	433	91
24.	•Tony Bland (Jr.)	432	02
25.	•Brandon Heath (So.)	417	05

Pts.-Rebs.-Assists (PRA)

since 1972-73 season

Rk	Name (Class)	PRA	Yr.
1.	Michael Cage (Sr.)	1,050	84
2.	Michael Cage (Jr.)	932	83
3.	•Randy Holcomb (Sr.)	911	02
4.	•Marcus Slaughter (Jr.)	879	06
5.	Anthony Watson (Sr.)	868	86
6.	•Brandon Heath (Jr.)	832	06
6.	Steve Copp (Sr.)	832	76
7.	•Aerick Sanders (Sr.)	808	04
8.	Steve Malovic (Sr.)	793	79
9.	Marty Dow (Sr.)	786	91
10.	Will Connelly (Jr.)	771	76
11.	•Tony Bland (Jr.)	762	02
12.	Shawn Jamison (Jr.)	759	90
13.	•Marcus Slaughter (So.)	757	05
14.	Anthony Watson (Jr.)	751	85
15.	Will Connelly (So.)	743	75
16.	•Brandon Heath (So.)	740	05
17.	Leonard Allen (Sr.)	713	85
18.	•Tony Bland (Sr.)	698	03
19.	Kim Goetz (Sr.)	696	79
20.	Joel Kramer (Sr.)	691	78
21.	Jason Richey (Jr.)	688	97
22.	Steve Copp (Jr.)	678	75
23.	Arthur Massey (Sr.)	672	91
24.	•Randy Holcomb (Jr.)	669	01
25.	Mitch McMullen (Sr.)	666	89

Victories

DI	Name (Class)	Wins	Yr.
1.	•Brandon Heath (Jr.)	24	06
	•John Sharper (Sr.)	24	06
	•Richie Williams (Fr.)	24	06
4.	•Mohamed Camara (Sr.)	23	06
	Leonard Allen (Sr.)	23	85
	Creon Dorsey (Jr.)	23	85
	Andre Ross (Sr.)	23	85
	Anthony Watson (Jr.)	23	85
	Michael Kennedy (Sr.)	23	85
10.	•Marcus Slaughter (Jr.)	22	06
	•Trimaime Davis (Sr.)	22	06
12.	•Tony Bland (Jr.)	21	02
	•Randy Holcomb (Sr.)	21	02
	•Mike Mackell (Jr.)	21	02
	•Deandre Moore (Jr.)	21	02
	•Aerick Sanders (So.)	21	02
	•Chris Walton (So.)	21	02
	Jeff Konek (Sr.)	21	85
	Gerald Murray (So.)	21	85
	John Garwood (Sr.)	21	82
	Keith Smith (Jr.)	21	82

Steals

in existence since 1978-79 season

Rk	Name (Class)	Stls.	Yr.
1.	Anthony Watson (Jr.)	74	85
2.	Matt Watts (Sr.)	65	99
2.	Michael Best (Sr.)	65	90
4.	•Brandon Heath (So.)	63	05
4.	Raymond King (Fr.)	63	96
4.	Creon Dorsey (Jr.)	63	85
7.	Matt Watts (Jr.)	61	98
7.	Michael Best (Jr.)	61	89
9.	Tony Gwynn (So.)	59	79
10.	•Richie Williams (Fr.)	58	06
10.	Chad Nelson (Sr.)	58	97

Minutes Played

since 1978-79 season

Rk	Name (Class)	Min.	Yr.
1.	•Brandon Heath (Jr.)	1,164	06
2.	•Tony Bland (Jr.)	1,140	02
3.	Michael Cage (Sr.)	1,085	84
4.	Shawn Jamison (Jr.)	1,082	90
5.	Michael Cage (So.)	1,076	82
6.	Michael Cage (Jr.)	1,070	83
7.	•Randy Holcomb (Sr.)	1,067	02
8.	Chad Nelson (So.)	1,044	95
9.	•Tony Bland (Sr.)	1,042	03
10.	Michael Cage (Fr.)	1,031	81
11.	Marty Dow (Sr.)	1,030	91
12.	•Aerick Sanders (Sr.)	1,025	04
13.	Chad Nelson (Jr.)	1,019	96
14.	Rodney Hawkins (Sr.)	1,017	88

Efficiency Average

since 1978-79 season

Rk	Name (Class)	EPG	Yr.
1.	Michael Cage (Sr.)	29.29	84
2.	Michael Cage (Jr.)	25.61	83
3.	Steve Malovic (Sr.)	22.96	79
4.	•Marcus Slaughter (Jr.)	21.43	06
5.	•Aerick Sanders (Sr.)	21.13	04
6.	Marty Dow (Sr.)	20.31	91
7.	Michael Cage (Fr.)	19.89	81
8.	Leonard Allen (Sr.)	18.84	85
9.	Anthony Watson (Sr.)	18.82	86
10.	Kim Goetz (Sr.)	18.23	79
11.	•Marcus Slaughter (So.)	18.22	05

PRA Average

since 1972-73 season

Rk	Name (Class)	PRAPG	Yr.
1.	Michael Cage (Sr.)	37.50	84
2.	Michael Cage (Jr.)	33.29	83
3.	Anthony Watson (Sr.)	31.00	86
4.	Steve Malovic (Sr.)	29.37	79
5.	•Marcus Slaughter (Jr.)	29.30	06
6.	Steve Copp (Sr.)	28.69	76
7.	Chris McMurray (Jr.)	28.64	72
8.	•Marcus Slaughter (So.)	28.04	05

Key

♦ - Indicates event occurred during the Steve Fisher era.
For the purposes of this book, anytime a season is listed as one year, the back half of the season is designated. (e.g. 1989-90 is 90).

Efficiency Rating - The National Basketball Association uses a formula to rank the most efficient players in the league. The formula is efficiency = ((PTS + REB + AST + STL + BLK) - ((FGA - FGM) + (FTA - FTM) + TO)) / G.

Individual Career Records



2006 NCAA TOURNAMENT ► 2006 MOUNTAIN WEST CHAMPIONS

San Diego State's all-time career records are listed below. The number beneath Rk. indicates the ranking on the all-time records list since SDSU started playing basketball in 1921 or since the statistic was created unless otherwise noted. Beneath the DI column is the ranking since San Diego State started competing at the Division I level in 1970-71. A complete key can be found on page 133.

Points

Rk	DI	Name	Years	GP	Points
1.	1.	Michael Cage	81-82-83-84	112	1,846
2.	2.	Anthony Watson	83-84-85-86	110	1,735
3.	3.	•Brandon Heath	04-05-06	92	1,552
4.	-	Tony Pinkins	55-56-57	82	1,475
5.	-	Bob Brady	52-53-54	74	1,389
6.	4.	Steve Copp	73-74-75-76	93	1,307
7.	-	Al Skalecky	66-67-68	82	1,271
8.	5.	Tony Ross	87-88-89	85	1,259
9.	6.	Chad Nelson	94-95-96-97	112	1,225
10.	7.	•Marcus Slaughter	04-05-06	87	1,211
11.	8.	Will Connelly	75-76-77	82	1,188
11.	-	Von Jacobsen	69-70-71	78	1,188
13.	-	Bernie Finlay	58-59-60	73	1,110
14.	9.	•Myron Epps	99-00-01-02	113	1,090
15.	10.	Eddie Morris	80-81-82-83	105	1,089
16.	-	Danny Newport	54-55-56	76	1,048
17.	-	Milton Phelps	39-40-41	97	1,043
18.	-	Dave Miller	66-67-68	82	1,034
19.	11.	Leonard Allen	82-83-84-85	116	1,019
20.	12.	•Tony Bland	02-03	63	1,012
21.	13.	Kim Goetz	78-79	54	1,005
22.	14.	•Randy Holcomb	01-02	61	1,002
		15. Joel Kramer	74-76-77-78	99	949
		16. Mike Dodd	76-77-78-79	91	928
		17. Tony Gwynn	78-79-80-81	107	925
		18. Jason Richey	97-98	52	908
		19. Courtie Miller	90-91-92-93-94	101	891
		20. Joe McNaull	91-92-93	86	843
		21. Steve Malovic	78-79	54	838
		22. Eddy Gordon	80-81-82-83	107	807
		23. •Aerick Sanders	01-02-03-04	109	806
		24. Jimmy Harris	71-72	54	800
		25. Mitch McMullen	88-89	58	799

Scoring Average

Rk	DI	Name	Years	GP	PPG
1.	-	Bob Brady	52-53-54	74	18.8
2.	1.	Kim Goetz	78-79	54	18.6
3.	-	Tony Pinkins	55-56-57	83	18.1
4.	2.	Jason Richey	97-98	52	17.5
5.	3.	•Brandon Heath	04-05-06	92	16.9
6.	4.	Michael Cage	81-82-83-84	112	16.5
7.	5.	•Randy Holcomb	01-02	61	16.4
8.	6.	•Tony Bland	02-03	63	16.1
9.	7.	Anthony Watson	83-84-85-86	110	15.8
10.	-	Al Skalecky	66-67-68	82	15.5
11.	-	Von Jacobsen	69-70-71	77	15.4
12.	8.	Chris McMurray	72-73	42	15.238
13.	9.	Steve Malovic	78-79	55	15.236
14.	-	Bernie Finlay	58-59-60	73	15.205
15.	-	Dick Maureau	61-62	49	15.1
16.	10.	Marty Dow	90-91	52	14.9
17.	11.	Jimmy Harris	71-72	54	14.814
18.	12.	Tony Ross	87-88-89	85	14.812
19.	13.	Zack Jones	81-82	54	14.7
20.	14.	Will Connelly	75-76-77	82	14.5
21.	-	Bob Lundgren	67-68	45	14.3
22.	15.	Steve Copp	73-74-75-76	93	14.1
		16. •Marcus Slaughter	04-05-06	87	13.9
		17. •Al Faux	01-02	57	13.84
		18. Mitch McMullen	88-89	58	13.78
		19. Matt Watts	98-99	53	13.7
		20. Marc Carter	94-95	56	12.70
		21. Presnell Gilbert	77-78-79	50	12.68
		22. Jimmy Wilkins	71-72	52	12.60

Rebounds

Rk	DI	Name	Years	GP	Points
1.	1.	Michael Cage	81-82-83-84	112	1,317
2.	-	Al Skalecky	66-67-68	82	1,090
3.	2.	•Marcus Slaughter	04-05-06	87	775

4.	-	Larry Meek	63-64-65	75	764
5.	3.	Steve Copp	73-74-75-76	93	737
6.	4.	Leonard Allen	82-83-84-85	116	724
7.	5.	Joel Kramer	74-76-77-79	99	711
8.	6.	•Aerick Sanders	01-02-03-04	109	686
9.	-	Noel Mickelsen	54-55-56	79	642
10.	7.	Will Connelly	75-76-77	82	641
11.	8.	Eddy Gordon	80-81-82-83	107	631
12.	-	Tony Pinkins	55-56-57	82	604
		9. Joe McNaull	91-92-93	86	572
		10. •Marcelo Correa	97-98-99-00-01	112	522
		11. •Myron Epps	99-00-01-02	113	508
		12. Chris McMurray	72-73	42	492
		13. Steve Malovic	78-79	55	484
		14. •Randy Holcomb	01-02	61	481
		15. Allen Bunting	74-75-76	78	456
		16. Larry Jones	72-73	53	420
		17. Marty Dow	90-91	52	415
		18. Rodney Hawkins	86-87-88	70	413
		19. Mitch McMullen	88-89	58	408
		20. Leon Carter	95-96	57	395
		21. John Martens	83-84-85-86	71	372
		22. •Chris Walton	01-02-04-05	110	370
		22. Chad Nelson	94-95-96-97	112	370
		24. Anthony Watson	83-84-85-86	110	362
		25. John Anderson	73-74	52	354

Rebound Average

Rk	DI	Name	Years	GP	RPG
1.	-	Al Skalecky	66-67-68	82	13.3
1.	1.	Michael Cage	81-82-83-84	112	11.8
2.	•	Marcus Slaughter	04-05-06	87	8.9
3.	5.	Steve Malovic	78-79	55	8.8
4.	•	Marty Dow	90-91	52	8.0
5.	•	Steve Copp	73-74-75-76	93	7.9247
6.	•	Larry Jones	72-73	53	7.9245
7.	•	Randy Holcomb	01-02	61	7.88
8.	•	Will Connelly	75-76-77	82	7.817
9.	•	Joel Kramer	74-76-77-78	99	7.2
10.	•	Mitch McMullen	88-89	58	7.0
11.	•	Leon Carter	95-96	57	6.9
12.	•	John Anderson	73-74	52	6.8
13.	•	Joe McNaull	91-92-93	86	6.7
14.	•	Aerick Sanders	01-02-03-04	109	6.294
15.	•	Roy Krusiswyk	97-98	55	6.290
16.	•	Leonard Allen	82-83-84-85	116	6.24
17.	•	Marc Carter	94-95	56	6.1
18.	•	Rodney Hawkins	86-87-88	70	5.900
19.	•	Eddy Gordon	80-81-82-83	107	5.897
20.	•	Kevin Betts	97-98	55	5.89

Assists

Rk	Name	Years	GP	Assists
1.	Tony Gwynn	78-79-80-81	107	590
2.	Chad Nelson	94-95-96-97	112	412
3.	Mark Delsman	74-75-76-77	109	376
4.	Anthony Watson	83-84-85-86	110	356
5.	Keith Smith	82-83	53	349
6.	•Deandre Moore	01-02-03	88	339
7.	Dean Decker	77-78	56	307
8.	Ray Leary	74-75-76	76	279
9.	•Brandon Heath	04-05-06	92	274
10.	Mike Dodd	76-77-78-79	91	271
11.	Creon Dorsey	85-86	59	263
12.	Bryan Williams	88-89	48	243
13.	Michael Best	89-90	56	238
14.	•Tony Bland	02-03	63	213
15.	Arthur Massey	90-91	59	212
16.	Jeff Konek	85	57	211
17.	•David Abramowitz	99-00-01	79	189
18.	Jason Richey	97-98	52	184
18.	Gary Earle	74-75-76	81	184
20.	•Wesley Stokes	04	30	176

21.	Steve Copp	73-74-75-76	93	171
22.	Matt Watts	98-99	53	166
23.	•Chris Walton	01-02-04-05	110	163
24.	Joel Kramer	74-76-77-78	99	162
25.	Ray Barefield	91-92-93	73	159

•Richie Williams	06	33	127
------------------	----	----	-----

Assist Average

Rk	Name	Years	GP	APG
1.	Keith Smith	82-83	53	6.6
2.	Tony Gwynn	78-79-80-81	107	5.51
3.	Dean Decker	77-78	56	5.48
4.	Creon Dorsey	85-86	59	4.5
5.	Michael Best	89-90	56	4.3
6.	•Deandre Moore	01-02-03	88	3.9
7.	Jeff Konek	85	57	3.702
8.	Chad Nelson	94-95-96-97	112	3.679
9.	Ray Leary	74-75-76	76	3.671
10.	Arthur Massey	90-91	59	3.59

Field Goals

Rk	DI	Name	Years	GP	FG
1.	1.	Anthony Watson	83-84-85-86	110	702
2.	2.	Michael Cage	81-82-83-84	112	679
3.	3.	•Brandon Heath	04-05-06	92	524
4.	4.	Steve Copp	73-74-75-76	93	507
5.	-	Tony Pinkins	55-56-57	82	495
6.	5.	Eddie Morris	80-81-82-83	105	483
7.	-	Al Skalecky	66-67-68	82	481
8.	6.	Will Connelly	75-76-77	82	477
9.	-	Bob Brady	52-53-54	74	461
10.	7.	Von Jacobsen	69-70-71	78	457
11.	8.	Kim Goetz	78-79	54	435
		9. Tony Ross	87-88-89	85	413
		10. •Myron Epps	99-00-01-02	113	407
		11. Joel Kramer	74-76-77-78	99	406
		12. •Marcus Slaughter	04-05-06	87	403
		13. Leonard Allen	82-83-84-85	116	396
		14. Mike Dodd	76-77-78-79	91	392
		15. •Randy Holcomb	01-02	61	383
		16. •Tony Bland	02-03	63	365
		17. Chad Nelson	94-95-96-97	112	344
		18. Eddy Gordon	80-81-82-83	107	343
		19. Tony Gwynn	78-79-80-81	107	340
		20. Steve Malovic	78-79	55	337

Field Goal Attempts

Rk	DI	Name	Years	GP	FGA
1.	1.	Anthony Watson	83-84-85-86	110	1,576
2.	•	Brandon Heath	04-05-06	92	1,281
3.	•	Michael Cage	81-82-83-84	112	1,238
4.	•	Steve Copp	73-74-75-76	93	1,126
5.	•	Eddie Morris	80-81-82-83	105	1,098
6.	•	Will Connelly	75-76-77	82	1,020
7.	•	Tony Ross	87-88-89	85	933
8.	•	Kim Goetz	78-79	54	852
9.	•	Marcus Slaughter	04-05-06	87	844
10.	•	Chad Nelson	84-85-86-87	112	814
11.	•	Randy Holcomb	01-02	61	812
12.	•	Tony Bland	02-03	63	808
13.	•	Myron Epps	99-00-01-02	113	803
14.	•	Joel Kramer	74-76-77-78	99	779
15.	•	Mike Dodd	76-77-78-79	91	758
16.	•	Matt Watts	98-99	53	731
17.	•	Jason Richey	97-98	52	724
18.	•	Eddy Gordon	80-81-82-83	107	722
20.	•	Tony Gwynn	78-79-80-81	107	716

Individual Career Records



2006 NCAA TOURNAMENT ► 2006 MOUNTAIN WEST CHAMPIONS

Field Goal Percentage

minimum 500 career attempts

Rk	DI	Name	Years	FG/FGA	FG%
1.	1.	Leonard Allen	82-83-84-85	396/692	57.2
2.	2.	Mitch McMullen	88-89	296/527	56.2
3.	3.	Marty Dow	90-91	309/557	55.5
4.	4.	Steve Malovic	78-79	337/609	55.3
5.	-	Danny Newport	54-55-56	379/686	55.2
6.	5.	Michael Cage	81-82-83-84	679/1,238	54.8
7.	6.	•Aerick Sanders	01-02-03-04	334/619	54.0
8.	7.	•Mike Mackell	02-03	291/543	53.6
9.	8.	Joe McNaull	91-92-93	333/627	53.1
10.	9.	Joel Kramer	74-76-77-78	406/779	52.1
11.	10.	Mike Dodd	76-77-78-79	392/758	51.7
11.	11.	Kim Goetz	78-79	435/852	51.1
12.	12.	Myron Epps	99-00-01-02	407/803	50.7
13.	•	Marcelo Correa	97-98-99-00-01	273/546	50.0
14.	13.	Jimmy Wilkins	71-72	253/517	48.9
15.	14.	Zach Jones	81-82	323/668	48.4
16.	•	Marcus Slaughter	04-05-06	403/844	47.7
17.	15.	Eddy Gordon	80-81-82-83	343/722	47.51
18.	16.	Tony Gwynn	78-79-80-81	340/716	47.49
19.	•	Randy Holcomb	01-02	383/812	47.2
20.	17.	Will Connelly	75-76-77	477/1,020	46.8

Three-Point Field Goals

in existence since 1986-87 season

Rk	Name	Years	GP	3FG
1.	Tony Ross	87-88-89	85	270
2.	•Brandon Heath	04-05-06	92	194
3.	•John Sharper	03-04-05-06	119	166
4.	Jason Richey	97-98	52	136
5.	Chad Nelson	94-95-96-97	112	122
6.	Michael Best	89-90	56	107
7.	•Al Faux	01-02	57	106
8.	•David Abramowitz	99-00-01	79	98
9.	•Deandre Moore	01-02-03	88	84
10.	Berry Randle	93-94-95-96	113	76
11.	Matt Watts	98-99	53	65
12.	•Chris Manker	03-04-05	82	58
13.	•Donte Wilson	99-00	54	56
13.	Brady Trenkle	95-97-99	79	56
13.	Chris Walters	93-94	57	56
16.	Josko Visnjic	98	28	55
17.	Arthur Massey	90-91	59	53
18.	Tony Clark	92-93	28	52
19.	•Tony Bland	02-03	63	49
19.	Derric Croft	94	28	49

Three-Point Field Goal Atts.

in existence since 1986-87 season

Rk	Name	Years	GP	3FGA
1.	Tony Ross	87-88-89	85	589
2.	•Brandon Heath	04-05-06	92	551
3.	•John Sharper	03-04-05-06	119	412
4.	Jason Richey	97-98	52	381
5.	Chad Nelson	94-95-96-97	112	337
6.	Michael Best	89-90	56	292
7.	•David Abramowitz	99-00-01	79	284
8.	•Al Faux	01-02	57	256
9.	Berry Randle	93-94-95-96	113	253
10.	•Deandre Moore	01-02-03	88	239
11.	Matt Watts	98-99	53	237
12.	•Donte Wilson	99-00	54	180
13.	Josko Visnjic	98	28	179
14.	Brady Trenkle	95-97-99	79	176
15.	•Chris Manker	03-04-05	82	175
16.	Arthur Massey	90-91	59	173
17.	Chris Walters	93-94	57	165
18.	•Tony Bland	02-03	63	153
19.	Derric Croft	94	28	152
20.	Tony Clark	92-93	28	142

Three-Point Field Goal Percentage

minimum 40 career three-point field goals

Rk	Name	Years	3FG/3FGA	3FG%
1.	Tony Ross	87-88-89	270/589	45.8
2.	•Al Faux	01-02	106/256	41.4

3.	•John Sharper	03-04-05-06	166/412	40.3
4.	•Steve Sir	03-04	47/118	39.8
5.	Michael Best	89-90	107/292	36.64
6.	Tony Clark	92-99	52/142	36.62
7.	Chad Nelson	94-95-96-97	122/337	36.2
8.	Jason Richey	97-98	136/381	35.7
9.	•Brandon Heath	04-05-06	194/551	35.2
10.	•Deandre Moore	01-02-03	84/239	35.1
11.	Darryl Gaines	86-87	40/115	34.8
12.	•Karlo Kovacic	01-02	47/136	34.6
13.	•David Abramowitz	99-00-01	98/284	34.5
14.	Chris Walters	93-94	56/165	33.9
15.	Derric Croft	94	49/152	32.2

Free Throws

Rk	DI	Name	Years	GP	FT
1.	1.	Michael Cage	81-82-83-84	112	488
2.	-	Tony Pinkins	55-56-57	82	485
3.	-	Bob Brady	52-53-54	74	467
4.	2.	Chad Nelson	94-95-96-97	112	415
5.	3.	•Marcus Slaughter	04-05-06	87	388
6.	-	Bernie Finlay	58-59-60	73	352
7.	4.	Anthony Watson	83-84-85-86	110	331
8.	5.	•Brandon Heath	04-05-06	92	310
9.	-	Al Skalecky	66-67-68	82	309
10.	6.	Courtie Miller	90-91-92-93-94	101	302
11.	7.	Steve Copp	73-74-75-76	93	293
12.	-	Danny Newport	54-55-56	76	290
8.	•	Myron Epps	99-00-01-02	113	274
9.	Tony Gwynn	78-79-80-81	107	245	
10.	Will Connelly	75-76-77	82	234	
11.	•Tony Bland	02-03	63	233	
12.	Leonard Allen	82-83-84-85	116	227	
13.	Jason Richey	97-98	52	218	
14.	•Marcelo Correa	97-98-99-00-01	112	215	
15.	Mitch McMullen	88-89	58	207	
16.	•Randy Holcomb	01-02	61	205	
17.	John Martens	83-84-85-86	71	201	
18.	•Mike Mackell	02-03	63	199	
19.	Berry Randle	93-94-95-96	113	194	
20.	Jeff Pete	71-72	53	181	

Free Throws Attempted

DI	Name	Years	GP	FTA
1.	Michael Cage	81-82-83-84	112	667
2.	•Marcus Slaughter	04-05-06	87	530
3.	Chad Nelson	94-95-96-97	112	519
4.	•Myron Epps	99-00-01-02	113	466
5.	Anthony Watson	83-84-85-86	110	446
6.	Steve Copp	73-74-75-76	93	439
7.	Courtie Miller	90-91-92-93-94	101	398
8.	•Brandon Heath	04-05-06	92	390
9.	Will Connelly	75-76-77	82	376
10.	Leonard Allen	82-83-84-85	116	369
11.	Mitch McMullen	88-89	58	356
12.	•Tony Bland	02-03	63	340
13.	Tony Gwynn	78-79-80-81	107	334
14.	•Marcelo Correa	97-98-99-00-01	112	324
15.	Berry Randle	93-94-95-96	113	314
16.	•Randy Holcomb	01-02	61	312
17.	Joe McNaull	91-92-93	86	300
18.	•Mike Mackell	02-03	63	289
19.	John Martens	83-84-85-86	71	285
20.	Jason Richey	97-98	52	271

Free Throw Percentage

minimum 40 career free throws

Rk	DI	Name	Years	FT/FTA	FT%
1.	1.	Kim Goetz	78-79	135/158	85.4
2.	-	Mike Spigler	69-70	112/134	83.6
3.	2.	Steve Malovic	78-79	164/199	82.4
4.	3.	•Mohamed Abukar	06	70/86	81.4
5.	4.	Jason Richey	97-98	218/271	80.4
6.	5.	Tony Ross	87-88-89	163/203	80.3
7.	6.	Chad Nelson	94-95-96-97	415/519	80.0
8.	7.	•Brandon Heath	04-05-06	310/390	79.5
9.	8.	Mike Dodd	76-77-78-79	144/185	77.8
10.	-	Bernie Finlay	58-59-60	352/453	77.7
11.	9.	Chris McMurray	72-73	130/169	76.9

12.	-	Gary Schneider	70-71	116/157	76.8
10.	Joel Kramer	74-76-77-78	137/179	76.5	
11.	Jimmy Wilkins	71-72	149/195	76.4	
12.	Courtie Miller	90-91-92-93-94	302/398	75.9	

Blocks

since 1978-79 season

Rk	Name	Years	GP	Blocks
1.	Leonard Allen	82-83-84-85	116	214
2.	Michael Cage	81-82-83-84	112	118
3.	Joe McNaull	91-92-93	86	114
4.	•Aerick Sanders	01-02-03-04	109	105
5.	•Marcelo Correa	97-98-99-00-01	112	100
6.	•Marcus Slaughter	04-05-06	87	78
7.	Eddy Gordon	80-81-82-83	107	71
8.	Marty Dow	90-91	52	68
8.	Rodney Hawkins	86-87-88	70	68
10.	Leon Carter	95-96	57	58
11.	Marc Carter	94-95	56	55
12.	•Randy Holcomb	01-02	61	51
12.	Courtie Miller	90-91-92-93-94	101	51
14.	Mitch McMullen	88-89	58	46
15.	Kevin Betts	97-98	55	40
16.	•Chris Walton	01-02-04-05	110	38
17.	Marcus Banks	92-93	45	37
17.	Keith Balzer	91-92-93	52	37
19.	Berry Randle	93-94-95-96	113	35
20.	Steve Malovic	78-79	55	34

Steals

since 1978-79 season

Rk	Name	Years	GP	Steals
1.	Anthony Watson	83-84-85-86	110	192
2.	Chad Nelson	94-95-96-97	112	175
3.	•Brandon Heath	04-05-06	92	153
4.	Tony Gwynn	78-79-80-81	107	141
5.	Eddie Morris	80-81-82-83	105	131
6.	Matt Watts	98-99	53	126
6.	Michael Best	89-90	56	126
6.	Michael Cage	81-82-83-84	112	126
9.	•Deandre Moore	01-02-03	88	114
10.	Eddy Gordon	80-81-82-83	107	111
11.	Creon Dorsey	85-86	59	109
12.	•Marcus Slaughter	04-05-06	87	107
13.	•Marcelo Correa	97-98-99-00-01	112	102
14.	Jason Richey	97-98	52	94
15.	Bobby Owens	83-84-85-86	94	92
16.	•John Sharper	03-04-05-06	119	84
16.	Arthur Massey	90-91	59	84
18.	•David Abramowitz	99-00-01	79	81
18.	Kevin Betts	97-98	55	81
20.	•Aerick Sanders	01-02-03-04	109	80

Games Played

Rk	DI	Name	Years	GP
1.	1.	•John Sharper	03-04-05-06	119
2.	2.	Leonard Allen	82-83-84-85	116
3.	3.	•Myron Epps	99-00-01-02	113
3.	3.	Berry Randle	93-94-95-96	113
5.	5.	•Marcelo Correa	97-98-99-00-01	112
5.	5.	Chad Nelson	94-95-96-97	112
5.	5.	Michael Cage	81-82-83-84	112
8.	8.	•Chris Walton	01-02-04-05	110
8.	8.	Anthony Watson	83-84-85-86	110
10.	10.	•Aerick Sanders	01-02-03-04	109
10.	10.	Mark Delsman	74-75-76-77	109
12.	12.	Eddy Gordon	80-81-82-83	107
12.	12.	Tony Gwynn	78-79-80-81	107
12.	-	Noel Mickelsen	53-54-55-56	107
14.	Eddie Morris	80-81-82-83	105	105
15.	Courtie Miller	90-91-92-93-94	101	101
16.	Joel Kramer	74-76-77-78	99	99
17.	•Trimaime Davis	03-04-05-06	98	98
17.	•Tommy Johnson	02-03-04-05	98	98
19.	Bobby Owens	83-84-85-86	94	94
20.	Steve Copp	73-74-75-76	93	93
21.	•Brandon Heath	04-05-06	92	92

Individual Career Records



2006 NCAA TOURNAMENT ► 2006 MOUNTAIN WEST CHAMPIONS

Games Started

since 1978-79				
Rk	Name	Years	GP	GS
1.	Michael Cage	81-82-83-84	112	112
2.	Leonard Allen	82-83-84-85	116	110
3.	Chad Nelson	94-95-96-97	112	103
4.	Anthony Watson	83-84-85-86	110	93
5.	•Marcelo Correa	97-98-99-00-01	112	91
6.	•Brandon Heath	04-05-06	92	87
7.	•Myron Epps	99-00-01-02	113	81
8.	•Marcus Slaughter	04-05-06	87	74
9.	•Deandre Moore	01-02-03	88	73
10.	•Tony Bland	02-03	63	62
10.	Joe McNaull	91-92-93	86	62
10.	Eddie Morris	80-81-82-83	105	62
13.	•Randy Holcomb	01-02	61	61
13.	Tony Gwynn	78-79-80-81	107	61
13.	Eddy Gordon	80-81-82-83	107	61
16.	•Aerick Sanders	01-02-03-04	109	60
17.	Rodney Hawkins	86-87-88	70	59
18.	•Mike Mackell	02-03	63	58
19.	Creon Dorsey	85-86	59	57
19.	Courtie Miller	90-91-92-93-94	101	57
19.	Chris Walters	93-94	57	57
19.	Tony Ross	87-88-89	85	57

Consecutive Games Started

since 1980-81 season				
Rk	Name	Years	GP	CGS
1.	Michael Cage	81-82-83-84	112	112
2.	Chad Nelson	94-95-96-97	112	103
3.	Leonard Allen	82-83-84-85	116	70
4.	•Randy Holcomb	01-02	61	61
5.	•Aerick Sanders	01-02-03-04	109	60
6.	•Myron Epps	99-00-01-02	113	58
7.	Chris Walters	1993-94	57	57
7.	Joe McNaull	91-92-93	86	57
9.	Kevin Betts	97-98	55	55
9.	Anthony Watson	83-84-85-86	110	55

	•Brandon Heath	04-05-06	92	52

Minutes Played

since 1978-79 season				
Rk	Name	Years	GP	Min.
1.	Michael Cage	81-82-83-84	112	4,262
2.	Chad Nelson	94-95-96-97	103	3,692
3.	Anthony Watson	83-84-85-86	110	3,330
4.	Leonard Allen	82-83-84-85	116	3,191
5.	•Brandon Heath	04-05-06	92	3,058
6.	•Myron Epps	99-00-01-02	113	2,971
7.	•Marcus Slaughter	04-05-06	87	2,659
8.	Eddie Morris	80-81-82-83	105	2,627
9.	•Marcelo Correa	97-98-99-00-01	112	2,594
10.	•Deandre Moore	01-02-03	88	2,462
11.	•Aerick Sanders	01-02-03-04	109	2,460
12.	Tony Gwynn	78-79-80-81	107	+2,422
13.	Tony Ross	87-88-89	85	2,402
14.	•John Sharper	03-04-05-06	119	2,381
15.	•Chris Walton	01-02-04-05	110	2,286
16.	Eddy Gordon	80-81-82-83	107	2,270
17.	•Tony Bland	02-03	63	2,182
18.	Joe McNaull	91-92-93	86	2,101
19.	Courtie Miller	90-91-92-93-94	101	2,005
20.	Berry Randle	93-94-95-96	113	1,944

Efficiency Points

since 1978-79 season				
Rk	Name	Years	GP	Eff. Pts.
1.	Michael Cage	81-82-83-84	112	2,534
2.	•Marcus Slaughter	04-05-06	87	1,495
3.	Steve Copp	73-74-75-76	93	1,450
4.	Joel Kramer	74-76-77-78	99	1,407
5.	Leonard Allen	82-83-84-85	116	1,395
6.	Chad Nelson	94-95-96-97	112	1,351
7.	Anthony Watson	83-84-85-86	110	1,337
8.	•Aerick Sanders	01-02-03-04	109	1,276
9.	Will Connelly	75-76-77	82	1,216

10.	•Brandon Heath	04-05-06	92	1,149
11.	Steve Malovic	78-79	55	1,137
12.	Tony Gwynn	78-79-80-81	107	1,114
13.	Joe McNaull	91-92-93	86	1,056
14.	Eddy Gordon	80-81-82-83	107	1,044
15.	•Marcelo Correa	97-98-99-00-01	112	1,026
16.	Mike Dodd	76-77-78-79	91	987
17.	•Myron Epps	99-00-01-02	113	938
18.	•Randy Holcomb	01-02	61	936
19.	Tony Ross	87-88-89	85	928
20.	Marty Dow	90-91	52	911

Efficiency Average

min. 50 games; since 1978-79 season				
Rk	Name	Years	GP	EPG
1.	Michael Cage	81-82-83-84	112	22.63
2.	Steve Malovic	78-79	55	20.67
3.	Marty Dow	90-91	52	17.52
4.	•Marcus Slaughter	04-05-06	87	17.18
5.	Kim Goetz	78-79	54	16.09
6.	Steve Copp	73-74-75-76	93	15.59
7.	•Randy Holcomb	01-02	61	15.34
8.	Will Connelly	75-76-77	82	14.83
9.	Jason Richey	97-98	52	14.40
10.	Joel Kramer	74-76-77-78	99	14.21
11.	Leon Carter	95-96	57	13.82
12.	Mitch McMullen	88-89	58	13.78
13.	•Tony Bland	02-03	63	13.27
14.	Kevin Betts	97-98	55	13.14
15.	John Anderson	73-74	52	12.62
16.	•Brandon Heath	04-05-06	92	12.49
17.	Rodney Hawkins	86-87-88	70	12.30
18.	Joe McNaull	91-92-93	86	12.28
19.	Arthur Massey	90-91	59	12.24
20.	Michael Best	89-90	56	12.19

Points-Rebounds-Assists

since 1972-73 season				
Rk	Name	Years	GP	PRA
1.	Michael Cage	81-82-83-84	112	3,261
2.	Anthony Watson	83-84-85-86	110	2,453
3.	Steve Copp	73-74-75-76	93	2,215
4.	•Brandon Heath	04-05-06	92	2,118
5.	•Marcus Slaughter	04-05-06	87	2,099
6.	Chad Nelson	94-95-96-97	112	2,007
7.	Will Connelly	75-76-77	82	1,901
8.	Joel Kramer	74-76-77-78	99	1,822
9.	Leonard Allen	82-83-84-85	116	1,765
10.	Tony Gwynn	78-79-80-81	107	1,730
11.	•Myron Epps	99-00-01-02	113	1,679
12.	•Randy Holcomb	01-02	61	1,580
13.	Tony Ross	87-88-89	85	1,578
14.	•Aerick Sanders	01-02-03-04	109	1,570
15.	Eddy Gordon	80-81-82-83	107	1,534
16.	Eddie Morris	80-81-82-83	105	1,523
17.	Joe McNaull	91-92-93	86	1,467
18.	•Tony Bland	02-03	63	1,460
19.	Steve Malovic	78-79	55	1,442
20.	Mike Dodd	76-77-78-79	91	1,418

Victories

since 1975-76				
Rk	Name	Years	GP	Wins
1.	Leonard Allen	82-83-84-85	116	76
2.	Michael Cage	81-82-83-84	112	68
3.	•John Sharper	03-04-05-06	119	63
3.	Anthony Watson	83-84-85-86	110	63
5.	•Aerick Sanders	01-02-03-04	109	61
6.	Eddie Morris	80-81-82-83	105	59
7.	Eddy Gordon	80-81-82-83	107	58
8.	•Chris Walton	01-02-04-05	110	54
8.	Tony Gwynn	78-79-80-81	107	54
8.	Mike Dodd	76-77-78-79	91	54
11.	Joel Kramer	74-76-77-78	99	53
12.	•Trimaime Davis	03-04-05-06	98	52
12.	Bobby Owens	83-84-85-86	94	52
14.	Deandre Moore	01-02-03	88	50
14.	Chad Nelson	94-95-96-97	112	50
14.	Mark Delsman	74-75-76-77	109	50

17.	•Brandon Heath	04-05-06	92	49
18.	Steve Copp	73-74-75-76	93	48
19.	•Marcus Slaughter	04-05-06	87	47
20.	•Tommy Johnson	02-03-04-05	98	46

Conference Victories

since 1975-76				
Rk	Name	Years	CGP	Wins
1.	Leonard Allen	82-83-84-85	64	36
2.	Michael Cage	81-82-83-84	64	33
3.	Anthony Watson	83-84-85-86	64	32
4.	Eddie Morris	80-81-82-83	58	29
5.	•John Sharper	03-04-05-06	57	27
5.	Eddy Gordon	80-81-82-83	57	27
5.	Joel Kramer	74-76-77-78	42	27
8.	Tony Gwynn	78-79-80-81	55	25
8.	Mike Dodd	76-77-78-79	38	25
10.	Mark Delsman	74-75-76-77	44	24
11.	Chad Nelson	94-95-96-97	70	23
11.	Bobby Owens	83-84-85-86	49	23
13.	•Brandon Heath	04-05-06	44	22
13.	•Marcus Slaughter	04-05-06	42	22
15.	Berry Randle	93-94-95-96	71	21
16.	•Trimaime Davis	03-04-05-06	51	20
16.	Dean Decker	77-78	26	20
18.	•Chris Walton	01-02-04-05	55	19
18.	John Garwood	81-82	32	19
20.	•Aerick Sanders	01-02-03-04	45	18
20.	Creon Dorsey	85-86	32	18
20.	Keith Smith	82-83	29	18

Key

♦ - Indicates event occurred during the Steve Fisher era. +- Indicates a player's total is incomplete. For the purposes of this book, any time a season is listed as one year, the back half of the season is designated. (e.g. 1989-90 is 90).
Efficiency Rating - The National Basketball Association uses a formula to rank the most efficient players in the league. The formula is efficiency = ((PTS + REB + AST + STL + BLK) - (FGA - FGM) + (FTA - FTM) + TO) / G.

Div. I Era Freshman Season Records



2006 NCAA TOURNAMENT ► 2006 MOUNTAIN WEST CHAMPIONS

Points

Rk	Name	Points	Year
1.	Tony Ross	455	1987
2.	•Brandon Heath	413	2004
3.	Eddy Gordon	345	1980
4.	Presnell Gilbert	338	1977
5.	Anthony Watson	319	1983
5.	Eddie Morris	319	1980
7.	Myron Epps	308	1999
8.	Michael Cage	295	1981
9.	Steve Copp	270	1973
10.	•Kyle Spain	258	2006

Scoring Average

Rk	Name	PPG	Year
1.	Tony Ross	16.3	1987
2.	Presnell Gilbert	15.4	1977
3.	•Brandon Heath	13.8	2004
4.	Eddie Morris	13.3	1980
5.	Eddy Gordon	12.8	1980
6.	Myron Epps	11.8	1999
7.	Anthony Watson	11.4	1983
8.	Michael Cage	10.9	1981
9.	Steve Copp	10.4	1973
10.	•Kyle Spain	9.2	2006
10.	•Evan Burns	9.2	2003

Rebounds

Rk	Name	Rebounds	Year
1.	Michael Cage	355	1981
2.	Eddy Gordon	239	1980
3.	•Marcus Slaughter	204	2004
4.	Steve Copp	173	1973
5.	•Kyle Spain	158	2006
6.	Myron Epps	149	1999
7.	Presnell Gilbert	143	1977
8.	Kevin Brown	134	1986
9.	•Evan Burns	132	2003
10.	Vincent Okotie	117	1999

Rebound Average

Rk	Name	RPG	Year
1.	Michael Cage	13.1	1981
2.	Eddy Gordon	8.9	1980
3.	•Marcus Slaughter	6.8	2004
4.	Steve Copp	6.7	1973
5.	Presnell Gilbert	6.5	1977
6.	•Kyle Spain	5.6	2006
6.	Myron Epps	5.6	1999
8.	•Evan Burns	5.1	2003
9.	Vincent Okotie	4.7	1999
10.	Kevin Brown	4.6	1986

Assists

Rk	Name	Assists	Year
1.	Raymond King	150	1996
2.	•Richie Williams	127	2006
3.	Mark Delsman	120	1974
4.	•Bradley Jackson	101	2000
5.	Jason Hamilton	97	1993
6.	Chad Nelson	90	1994
7.	Anthony Watson	85	1983
8.	Tracy Dildy	73	1986
9.	Chris McKinney	61	1991
10.	David Abramowitz	55	1994

11.	•Brandon Heath	53	2004

Assist Average

Rk	Name	APG	Year
1.	Raymond King	5.2	1996
2.	Mark Delsman	4.6	1974
3.	•Richie Williams	3.8	2006
4.	Jason Hamilton	3.7	1993
5.	•Bradley Jackson	3.6	2000
6.	Chad Nelson	3.2	1994
7.	Anthony Watson	3.0	1983

8.	Tracy Dildy	2.5	1986
9.	David Abramowitz	2.3	1999
10.	Chris McKinney	2.1	1991

Blocks

Rk	Name	Blocks	Year
1.	Leonard Allen	45	1982
2.	Eddy Gordon	43	1980
3.	Joe McNaull	32	1991
4.	•Evan Burns	25	2003
5.	Michael Cage	20	1981
6.	•Marcus Slaughter	17	2004
7.	Chris Davis	16	1992
7.	Courtie Miller	16	1991
9.	•Aerick Sanders	15	2001
9.	Marcelo Correa	15	1998

Steals

Rk	Name	Steals	Year
1.	Raymond King	63	1996
2.	•Richie Williams	58	2006
3.	Jason Hamilton	55	1993
4.	•Brandon Heath	41	2004
5.	Tracy Dildy	40	1986
6.	•Bradley Jackson	38	2000
7.	Chad Nelson	36	1994
8.	•Kyle Spain	35	2006
9.	•Marcus Slaughter	34	2004
10.	•Matt Thomas	32	2005
10.	•Evan Burns	32	2004

Field Goals

Rk	Name	FGS	Year
1.	Tony Ross	152	1987
2.	Eddy Gordon	149	1980
3.	Presnell Gilbert	148	1977
4.	•Brandon Heath	144	2004
4.	Eddie Morris	144	1980
6.	Anthony Watson	132	1983
7.	Myron Epps	116	1999
8.	Michael Cage	115	1981
9.	Steve Copp	97	1973
10.	•Kyle Spain	90	2006
10.	•Evan Burns	90	2003

Field Goal Attempts

Rk	Name	FGA	Year
1.	•Brandon Heath	368	2004
2.	Tony Ross	364	1987
3.	Eddie Morris	326	1980
4.	Presnell Gilbert	321	1977
5.	Anthony Watson	320	1983
6.	Eddy Gordon	312	1980
7.	Myron Epps	241	1999
8.	Steve Copp	234	1973
9.	Michael Cage	206	1981
10.	Raymond King	200	1996

Field Goal Percentage

Rk	Name	Pct.	Year
1.	Michael Cage	55.8	1981
2.	•Kyle Spain	49.5	2006
3.	•Evan Burns	49.2	2003
4.	Myron Epps	48.1	1999
5.	Eddy Gordon	47.8	1980
6.	•Marcus Slaughter	47.3	2004
7.	Presnell Gilbert	46.1	1977
8.	Vincent Okotie	44.7	1999
9.	Eddie Morris	44.2	1980
10.	•Richie Williams	42.3	2006

Three-Point Field Goals

Rk	Name	3FGs	Year
1.	Tony Ross	104	1987
2.	•Brandon Heath	48	2004
3.	•Steve Sir	46	2003

4.	David Abramowitz	29	1999
5.	Jason Hamilton	28	1993
6.	Robert Ringo	27	1992
7.	Will Porter	24	1997
8.	•Bradley Jackson	21	2000
8.	Chad Nelson	21	1994
8.	John Molle	21	1992
11.	•Richie Williams	19	2006

Three-Point Field Goal Atts.

in existence since 1986-87 season

Rk	Name	3FGA	Year
1.	Tony Ross	223	1987
2.	•Brandon Heath	160	2004
3.	•Steve Sir	114	2003
4.	David Abramowitz	87	1999
5.	Robert Ringo	84	1992
6.	Will Porter	83	1997
7.	John Molle	73	1992
8.	•Bradley Jackson	62	2000
9.	•Richie Williams	59	2006
10.	Berry Randle	58	1993

Three-Point Field Goal Pct.

min 20 3FGs; in existence since 1986-87 season

Rk	Name	Pct.	Year
1.	Jason Hamilton	50.0	1993
2.	Chad Nelson	46.7	1994
3.	Tony Ross	46.6	1987
4.	•Steve Sir	40.4	2003
5.	•Bradley Jackson	33.9	2000

Free Throws

Rk	Name	FTS	Year
1.	•Brandon Heath	77	2004
2.	Myron Epps	76	1999
2.	Steve Copp	76	1973
4.	•Matt Thomas	65	2005
4.	Michael Cage	65	1981
6.	•Kyle Spain	63	2006
7.	Chad Nelson	60	1996
7.	Courtie Miller	60	1991
9.	Vincent Okotie	59	1999
10.	•Richie Williams	58	2006

Free Throw Attempts

Rk	Name	FTA	Year
1.	Myron Epps	147	1999
2.	Steve Copp	113	1973
3.	•Brandon Heath	110	2004
4.	Vincent Okotie	96	1999
5.	•Matt Thomas	95	2005
6.	•Kyle Spain	92	2006
7.	Michael Cage	86	1981
8.	Courtie Miller	84	1991
8.	Eddy Gordon	84	1980
10.	Chad Nelson	82	1994

11.	•Richie Williams	81	2006

Free Throw Percentage

Rk	Name	Pct.	Year
1.	Michael Cage	75.6	1981
2.	•Bradley Jackson	74.0	2000
3.	Chad Nelson	73.2	1994
4.	•Marcus Slaughter	72.4	2004
5.	•Richie Williams	71.6	2006

7.	•Brandon Heath	70.0	2004

Minutes Played

since 1978-79 season

Rk	Name	Min.	Year
1.	Michael Cage	1,031	1981
2.	Raymond King	1,016	1996
3.	•Richie Williams	935	2006
4.	•Brandon Heath	897	2004

5.	Jason Hamilton	874	1993
6.	•Bradley Jackson	830	2000
7.	Eddy Gordon	805	1980
8.	Anthony Watson	766	1983
9.	Myron Epps	758	1999
10.	Tony Ross	757	1987

Efficiency Points

since 1978-79 season

Rk	Name	Points	Year
1.	Michael Cage	537	1981
2.	Eddy Gordon	453	1980
3.	•Marcus Slaughter	360	2004
4.	•Kyle Spain	320	2006
5.	•Evan Burns	304	2003
6.	Raymond King	292	1996
7.	Tony Ross	280	1987
8.	•Richie Williams	276	2006
9.	Jason Hamilton	271	1993
10.	•Brandon Heath	264	2004

Efficiency Average

since 1978-79 season

Rk	Name	EPG	Year
1.	Michael Cage	19.89	1981
2.	Eddy Gordon	16.78	1980
3.	•Marcus Slaughter	12.00	2004
4.	•Evan Burns	11.69	2003
5.	•Kyle Spain	11.43	2006
6.	Jason Hamilton	10.42	1993
7.	Raymond King	10.07	1996
8.	Tony Ross	10.00	1987
9.	Eddie Morris	9.38	1980
10.	Myron Epps	9.12	1999

11.	•Brandon Heath	8.80	2004

Points-Rebs.-Assists (PRA)

since 1972-73 season

Rk	Name	PRA	Year
1.	Michael Cage	661	1981
2.	Eddy Gordon	630	1980
3.	Tony Ross	551	1987
4.	•Brandon Heath	546	2004
5.	Presnell Gilbert	516	1977
6.	Steve Copp	476	1973
7.	Myron Epps	467	1999
8.	•Marcus Slaughter	463	2004
9.	Anthony Watson	458	1983
10.	Raymond King	457	1996

PRA Average

since 1972-73 season

Rk	Name	PRAPG	Year
1.	Michael Cage	24.48	1981
2.	Presnell Gilbert	23.45	1977
3.	Eddy Gordon	23.33	1980
4.	Tony Ross	19.68	1987
5.	Steve Copp	18.31	1973
6.	•Brandon Heath	18.20	2004
7.	Eddie Morris	18.08	1980
8.	Myron Epps	17.96	1999
9.	Anthony Watson	16.36	1983
10.	•Kyle Spain	15.89	2006

Key

♦ - Indicates event occurred during the Steve Fisher era.

For the purposes of this book, anytime a season is listed as one year, the back half of the season is designated. (e.g. 1989-90 is 90).

Efficiency Rating - The National Basketball Association uses a formula to rank the most efficient players in the league. The formula is efficiency = ((PTS + REB + AST + STL + BLK) - (FGA - FGM) + (FTA - FTM) + TO) / G.

Mountain West Records



2006 NCAA TOURNAMENT ► 2006 MOUNTAIN WEST CHAMPIONS

Team Single-Game

Points

Most Points

- 91 vs. Wyoming (91-72), March 1, 2006
- 91 vs. UNLV (91-93), Feb. 12, 2005
- 90 at Brigham Young (90-100), Feb. 22, 2006
- 89 at Colorado State (89-102), March 3, 2003
- 89 vs. New Mexico (89-73), Feb. 24, 2003

Most Points/Both Teams

- 191 at Colorado State (89-102), March 3, 2003
- 190 at Brigham Young (90-100), Feb. 22, 2006
- 184 vs. UNLV (91-93), Feb. 12, 2005
- 181 at Colorado State (88-93), Feb. 19, 2005
- 180 at Wyoming (87-93), Jan. 29, 2000

Fewest Points Game

- 38 at Utah (38-86), Feb. 11, 1999
- 39 at Utah (39-58), Jan. 15, 2001
- 41 vs. Utah (41-61), Feb. 5, 2005
- 43 vs. Air Force (43-57), Jan. 31, 2004
- 46 vs. Colorado State (46-74), Feb. 12, 2000

Fewest Points/Both Teams

- 96 vs. Air Force (49-47), March 2, 2002
- 97 at Utah (39-58), Jan. 15, 2001
- 100 vs. Air Force (43-57), Jan. 31, 2004
- 102 vs. Utah (41-61), Feb. 5, 2005
- 110 at Air Force (49-61), March 1, 2004
- 110 at Air Force (62-48), Feb. 19, 2001

Fewest Points Allowed

- 43 vs. Air Force (67-43), Jan. 20, 2001
- 47 vs. Air Force (49-47), March 2, 2002
- 48 at Air Force (63-48), Jan. 11, 2003
- 48 at Air Force (62-48), Feb. 19, 2001
- 51 vs. Air Force (61-51), Feb. 8, 2006
- 53 vs. Air Force (67-53), Feb. 22, 2003

Most Points Allowed

- 102 at Colorado State (89-102), March 3, 2003
- 101 at Wyoming (66-101), Feb. 3, 2001
- 100 at Brigham Young (90-100), Feb. 22, 2006
- 93 at Colorado State (88-93, ot), Feb. 19, 2005
- 93 vs. UNLV (91-93, ot), Feb. 12, 2005

Largest Margin of Victory

- 27 vs. Brigham Young (88-61), Jan. 21, 2006
- 24 vs. Air Force (67-43), Jan. 20, 2001
- 19 vs. Wyoming (91-72), March 1, 2006
- 19 at TCU (76-57), Jan. 18, 2006
- 17 vs. UNLV (83-66), Feb. 24, 2001

Largest Margin of Defeat

- 35 at Wyoming (66-101), Feb. 3, 2001
- 29 at Brigham Young (50-79), Jan. 13, 2001
- 29 at New Mexico (49-78), Feb. 26, 2000
- 28 vs. Colorado State (46-74), Feb. 12, 2000
- 28 at UNLV (55-83), Jan. 22, 2000

Rebounding

Game

- 46 at Colorado State (82-92, 2ot), Jan. 24, 2004
- 44 at TCU (76-57), Jan. 18, 2006
- 44 vs. Wyoming (85-88), Jan. 21, 2002
- 44 at Brigham Young (64-75), Jan. 12, 2002
- 43 vs. UNLV (91-93, ot), Feb. 12, 2005
- 43 vs. New Mexico (72-68), Feb. 2, 2004
- 43 at UNLV (76-83), Feb. 23, 2002
- 43 vs. UNLV (83-66), Feb. 24, 2001

Margin

- +21 (44-23) at TCU, Jan. 18, 2006
- +16 (36-20) at Air Force, Jan. 29, 2005

- +16 (43-27) vs. New Mexico, Feb. 2, 2004
- +16 (39-23) vs. Wyoming, Feb. 3, 2003
- +16 (29-13) at Air Force, Jan. 11, 2003
- +16 (44-28) at Brigham Young, Feb. 12, 2002

Field Goal Shooting

Most Field Goals

- 34 vs. New Mexico (89-73), Feb. 24, 2003
- 33 vs. Wyoming (85-88), Jan. 21, 2002
- 33 at Wyoming (87-93), Jan. 29, 2000
- 32 at Brigham Young (90-100), Feb. 22, 2006
- 31 vs. Brigham Young (88-61), Jan. 21, 2006
- 31 at Colorado State (88-93, ot), Feb. 19, 2005
- 31 vs. UNLV (83-78), Jan. 17, 2004
- 31 at Colorado State (89-102), March 3, 2003
- 31 vs. Wyoming (80-70), Feb. 3, 2003
- 31 at UNLV (76-83), Feb. 23, 2002

Most Field Goals Attempted

- 90 at Colorado State (82-92, 2ot), Jan. 24, 2004
- 83 vs. Wyoming (85-88), Jan. 21, 2002
- 72 at Brigham Young (90-100), Feb. 22, 2006
- 70 at Wyoming (78-77, ot), Jan. 28, 2006
- 69 vs. Wyoming (81-88, ot), Jan. 22, 2005
- 69 vs. Colorado State (89-102), March 3, 2003

Highest Field Goal Percentage

- 63.8 (30-of-47) at Colorado State (85-81), Feb. 4, 2006
- 61.4 (27-of-44) vs. Air Force (67-53), Feb. 22, 2003
- 61.0 (25-of-41) vs. Colorado State (78-73), March 3, 2001
- 60.5 (23-of-38) vs. New Mexico (75-69), Jan. 25, 2006
- 60.5 (23-of-38) vs. Air Force (67-43), Jan. 20, 2001

Free Throw Shooting

Most Free Throws Made

- 33 vs. UNLV (91-93, ot), Feb. 12, 2005
- 31 vs. Wyoming (91-72), March 1, 2006
- 31 vs. UNLV (83-67), Jan. 14, 2006
- 26 at Wyoming (86-73), March 1, 2003
- 25 at Wyoming (78-77), Jan. 28, 2006

Most Free Throws Attempted

- 42 at Wyoming (86-73), March 1, 2003
- 40 vs. UNLV (91-93, ot), Feb. 12, 2005
- 39 vs. Wyoming (91-72), March 1, 2006
- 37 vs. UNLV (83-67), Jan. 14, 2006
- 34 at New Mexico (78-65), Feb. 2, 2002
- 34 vs. UNLV (79-80), Jan. 26, 2002

Highest Free Throw Percentage (min. 12 FTA)

- 100.0 (12-of-12) at Air Force (63-48), Jan. 11, 2003
- 93.8 (15-of-16) vs. Brigham Young (66-69), Feb. 12, 2001
- 89.5 (17-of-19) vs. Colorado State (83-75), Jan. 4, 2006
- 85.7 (12-of-14) vs. New Mexico (89-73), Feb. 24, 2003
- 83.8 (31-of-37) vs. UNLV (83-67), Jan. 14, 2006

Three-Point Field Goals

Most Three-Point Field Goals

- 13 vs. UNLV (83-66), Feb. 24, 2001
- 11 at New Mexico (73-66), Feb. 25, 2006
- 11 at Colorado State (88-93, ot), Feb. 19, 2005
- 10 vs. TCU (83-71), Feb. 18, 2006
- 10 at UNLV (81-70), Feb. 16, 2006

Most Three-Point Field Goals Attempted

- 25 vs. UNLV (83-66), Feb. 24, 2001
- 24 at Colorado State (89-102), March 3, 2003
- 23 at UNLV (65-68), Feb. 17, 2004
- 22 - eight times

Highest Three-Point FG Percentage

- 69.2 (9-of-13) vs. New Mexico (75-69), Jan. 25, 2006
- 60.0 (9-of-15) at Colorado State (85-81), Feb. 4, 2006
- 60.0 (3-of-5) vs. Air Force (67-53), Feb. 22, 2003
- 54.5 (6-of-11) at Colorado State (67-75), Jan. 27, 2000
- 53.3 (8-of-15) at Wyoming (86-73), March 1, 2003

Other Statistics

Most Assists/Mountain West Game

- 21 vs. Air Force (67-43), Jan. 20, 2001

Most Turnovers/Mountain West Game

- 28 vs. UNLV (79-80), Jan. 26, 2002

Fewest Turnovers/Mountain West Game

- 7 at Wyoming (65-69), Feb. 21, 2005, vs. Colorado State (84-77), Jan. 24, 2005, at Colorado State (82-92, 2ot), Jan. 24, 2004, vs. Brigham Young (65-61), Jan. 12, 2004, vs. Brigham Young (77-73), Feb. 11, 2002 and at New Mexico (78-65), Feb. 2, 2002

Most Blocked Shots/Mountain West Game

- 11 vs. Wyoming (85-88), Jan. 21, 2002

Most Steals/Mountain West Game

- 15 vs. Wyoming (81-88, ot), Jan. 22, 2005

Individual Single-Game

Points

- 37, Brandon Heath at UNLV, Jan. 15, 2005
- 32, Brandon Heath at New Mexico, Feb. 25, 2006
- 32, Myron Epps at Wyoming, Jan. 29, 2000
- 31, Evan Burns vs. New Mexico, Feb. 24, 2003
- 29, Brandon Heath vs. UNLV, Feb. 12, 2005
- 29, Brandon Heath vs. Wyoming, Jan. 22, 2005
- 28, Brandon Heath at Colorado State, Feb. 4, 2006
- 28, Brandon Heath at Colorado State, Feb. 19, 2005
- 28, Tony Bland vs. Air Force, Feb. 22, 2003
- 27, Aerick Sanders vs. New Mexico, Feb. 2, 2004
- 27, Myron Epps vs. Air Force, Jan. 20, 2000
- 26, Mohamed Abukar vs. Wyoming, March 1, 2006
- 26, Brandon Heath vs. Brigham Young, Jan. 21, 2006
- 26, Brandon Heath at Colorado State, Jan. 24, 2004
- 26, Al Faux vs. New Mexico, Feb. 28, 2002
- 26, Al Faux vs. Wyoming, Jan. 21, 2002

Field Goals Made

- 14, Myron Epps at Wyoming, Jan. 29, 2000
- 12, Brandon Heath vs. Wyoming, Jan. 22, 2005
- 12, Brandon Heath at UNLV, Jan. 15, 2005
- 12, Evan Burns vs. New Mexico, Feb. 24, 2003
- 11, Tony Bland vs. Air Force, Feb. 22, 2003
- 11, Randy Holcomb at New Mexico, Feb. 2, 2002
- 11, Myron Epps vs. Air Force, Jan. 20, 2000

Field Goals Attempted

- 24, Brandon Heath at Colorado State, Feb. 19, 2005
- 23, Brandon Heath vs. Wyoming, Jan. 22, 2005
- 23, Myron Epps at Wyoming, Jan. 29, 2000
- 21, Brandon Heath at Colorado State, Jan. 24, 2004
- 21, Wesley Stokes at Colorado State, Jan. 24, 2004

Field Goal Percentage (Min. 6 FGA)

- 100.0 (6-6), Mike Mackell vs. Colorado State, Jan. 19, 2002

RECORDS ► MOUNTAIN WEST RECORDS

AZTEC BASKETBALL MEDIA GUIDE

Mountain West Records



2006 NCAA TOURNAMENT ► 2006 MOUNTAIN WEST CHAMPIONS

90.9 (10-11), Chris Walton vs. Colorado State, Jan. 24, 2005
87.5 (7-8), Al Faux at Colorado State, Feb. 16, 2002
85.7 (6-7), Evan Burns at Air Force, Jan. 11, 2003
85.7 (6-7), Al Faux vs. Colorado State, March 3, 2001

Free Throws Made

17, Brandon Heath vs. UNLV, Feb. 12, 2005
12, Marcus Slaughter at Wyoming, Jan. 28, 2006
12, Marcus Slaughter vs. UNLV, Jan. 14, 2006
12, Matt Thomas vs. Air Force, Feb. 28, 2005
12, Brandon Heath at UNLV, Jan. 15, 2005

Free Throws Attempted

17, Brandon Heath vs. UNLV, Feb. 12, 2005
16, Marcus Slaughter at Wyoming, Jan. 28, 2006
15, Tony Bland at Colorado State, March 3, 2003
14, Marcus Slaughter vs. UNLV, Jan. 14, 2006
14, Brandon Heath at Colorado State, Feb. 19, 2005
14, Tony Bland at Wyoming, March 1, 2003

Free Throw Percentage (Min. 6 FTM)

100.0 (17-17), Brandon Heath vs. UNLV, Feb. 12, 2005
100.0 (12-12), Brandon Heath at UNLV, Jan. 15, 2005
100.0 (8-8), Kyle Spain vs. Wyoming, March 1, 2006
100.0 (8-8), David Abramowitz vs. Colorado State, March 3, 2001
100.0 (8-8), Marcelo Correa vs. Brigham Young, Feb. 12, 2001
100.0 (7-7), Brandon Heath, vs. Brigham Young, Jan. 21, 2006
100.0 (7-7), Al Faux at Air Force, Feb. 4, 2002
100.0 (6-6), Brandon Heath vs. Air Force, Feb. 8, 2006
100.0 (6-6), Marcus Slaughter vs. Air Force, Feb. 8, 2006

100.0 (6-6), Richie Williams vs. Colorado State, Jan. 4, 2006
100.0 (6-6), Michael Marion vs. Air Force, Jan. 20, 2000

Three-Point Field Goals Made

8, Brandon Heath at New Mexico, Feb. 25, 2006
7, David Abramowitz at Utah, Feb. 10, 2000
6, Brandon Heath vs. TCU, Feb. 18, 2006
5, Brandon Heath at UNLV, Feb. 16, 2006
5, John Sharper at UNLV, Feb. 16, 2006
5, Brandon Heath at Colorado State, Feb. 4, 2006
5, Brandon Heath at Air Force, Jan. 7, 2006
5, Brandon Heath at Utah, March 5, 2005
5, Al Faux vs. New Mexico, Feb. 28, 2002
5, Al Faux vs. Wyoming, Jan. 21, 2002
5, Al Faux vs. Colorado State, Jan. 19, 2002

Three-Point Field Goals Attempted

13, Brandon Heath at New Mexico, Feb. 25, 2006
12, Brandon Heath vs. TCU, Feb. 18, 2006
11, Al Faux vs. New Mexico, Feb. 28, 2002
10, Brandon Heath at UNLV, Feb. 17, 2004
10, Brandon Heath vs. Brigham Young, Jan. 12, 2004
10, Karlo Kovacic at Wyoming, Feb. 3, 2001

Three-Point FG Pct. (Min. 4 3FGA)

100.0 (4-4), Deandre Moore vs. BYU, Feb. 11, 2002
83.3 (5-6), Brandon Heath at Utah, March 5, 2005
80.0 (4-5), Chris Manker at Colorado State, Feb. 19, 2005
77.8 (7-9), David Abramowitz at Utah, Feb. 10, 2000
75.0 (3-4) - 10 times

Rebounds

20, Marcus Slaughter vs. UNLV, Jan. 14, 2006
18, Marcus Slaughter at TCU, Jan. 18, 2006
16, Aerick Sanders vs. Wyoming, Feb. 21, 2004
16, Aerick Sanders at Colorado State, Jan. 24, 2004
15, Marcus Slaughter vs. Air Force, Feb. 8, 2006
15, Marcus Slaughter at Air Force, Jan. 29, 2005
15, Marcus Slaughter at UNLV, Feb. 17, 2004

Assists

11, Deandre Moore vs. Wyoming, March 1, 2001
8, Brandon Heath at Utah, Jan. 11, 2006
8, Deandre Moore vs. Air Force, Jan. 20, 2001
7, Brandon Heath at UNLV, Feb. 16, 2006
7, Brandon Heath vs. Colorado State, Jan. 24, 2005
7, Wesley Stokes at New Mexico, Feb. 28, 2004
7, Wesley Stokes at UNLV, Feb. 17, 2004
7, Wesley Stokes at Colorado State, Jan. 24, 2004
7, Wesley Stokes vs. UNLV, Jan. 17, 2004
7, Wesley Stokes vs. Brigham Young, Jan. 12, 2004
7, Deandre Moore vs. New Mexico, Feb. 24, 2003
7, Deandre Moore vs. Colorado State, Feb. 5, 2001

Steals

7, Deandre Moore vs. Colorado State, Feb. 1, 2003
5, Richie Williams vs. Brigham Young, Jan. 21, 2006
5, Marcus Slaughter at New Mexico, Feb. 28, 2004
4, 14 other times

Blocked Shots

5, Marcus Slaughter vs. UNLV, Jan. 14, 2006
4, Marcus Slaughter vs. Utah, Feb. 11, 2006
4, Chris Walton vs. New Mexico, Feb. 28, 2002
4, Aerick Sanders vs. UNLV, Jan. 26, 2002
4, Randy Holcomb vs. Wyoming, Jan. 21, 2001
3, nine times



Head coach Steve Fisher cut down the nets after the Aztecs' 78-75 victory over UNLV in the 2002 Mountain West Conference Tournament championship game at the Thomas & Mack Center. The victory propelled SDSU into its first NCAA tournament since 1985 and marked the eighth NCAA tournament appearance of Steve Fisher's career.

Cox Arena Records



2006 NCAA TOURNAMENT ► 2006 MOUNTAIN WEST CHAMPIONS

Team Single-Game

Points

Most Points

- 103 vs. Southern Cal College (103-49), Dec. 2, 1998
- 98 vs. UC San Diego (98-53), Nov. 27, 2001
- 94 vs. Fresno State (94-97), Jan. 31, 1998
- 93 vs. Fresno State (93-78), Dec. 8, 2001
- 91 vs. Wyoming (91-72), March 1, 2006
- 91 vs. UNLV (91-93, ot), Feb. 12, 2005
- 91 vs. Florida Atlantic (91-75), Dec. 28, 2002
- Opp.: 105 by TCU (61-105), Jan. 17, 1998
- NCAA: 90 by Alabama (90-85 Marquette), March 16, 2006

Most Points/Both Teams

- 191 vs. Fresno State (94-97), Jan. 31, 1998
- 184 vs. UNLV (91-93, ot), Feb. 12, 2005
- 179 vs. Fresno State (84-95), Dec. 25, 1999
- 177 vs. Troy State (84-93), Nov. 30, 2003
- 173 vs. Washington (81-92), Dec. 27, 2003
- 173 vs. Wyoming (85-88), Jan. 21, 2002
- NCAA: 175 by Alabama (90)/Marquette (85), March 16, 2006

Fewest Points Game

- 41 vs. Utah (41-61), Feb. 5, 2005
- 42 vs. Stanford (42-63), Dec. 16, 1997
- 43 vs. Air Force (43-57), Jan. 31, 2004
- 46 vs. Colorado State (46-74), Feb. 12, 2000
- 49 vs. Washington State (49-60), Dec. 10, 2005
- 49 vs. Air Force (49-47), March 2, 2002
- Opp.: 43 by Air Force (67-43), Jan. 20, 2001
- NCAA: 43 by Kent State (Cincinnati 66-43), March 17, 2001

Fewest Points/Both Teams

- 96 vs. Air Force (49-47), March 2, 2002
- 100 vs. Air Force (43-57), Jan. 31, 2004
- 102 vs. Utah (41-61), Feb. 5, 2005
- 103 vs. UMBC (58-45), Dec. 20, 2005
- 103 vs. San Diego (52-51), Dec. 19, 1998
- NCAA: 109 by Cincinnati (66)/Kent State (43), March 17, 2001

Fewest Points Allowed

- 43 vs. Air Force (67-43), Jan. 20, 2001
- 44 vs. Long Beach State (74-44), Nov. 21, 2003
- 45 vs. UMBC (58-45), Dec. 20, 2005
- 47 vs. Air Force (49-47), March 2, 2002
- 48 vs. UC San Diego (80-48), Nov. 18, 2000
- Opp.: 41 by Utah (41-61), Feb. 5, 2005
- NCAA: 43 by Cincinnati (66-43 Kent State), March 17, 2001

Most Points Allowed

- 105 vs. TCU (61-105), Jan. 17, 1998
- 97 vs. Fresno State (94-97), Jan. 31, 1998
- 95 vs. Fresno State (84-95), Feb. 25, 1999
- 93 vs. UNLV (91-93, ot), Feb. 12, 2005
- 89 vs. Arizona (81-89), Dec. 7, 2002
- Opp.: 103 by So. Cal College (103-49), Jan. 17, 1998
- NCAA: 90 by Marquette (Alabama 90-85), March 16, 2001

Largest Margin of Victory

- 54 vs. Southern Cal College (103-49), Dec. 2, 1998
- 45 vs. UC San Diego (98-53), Nov. 27, 2001
- 35 vs. UC San Diego (86-51), Nov. 27, 2004
- 33 vs. Florida Atlantic (90-57), Nov. 30, 2000
- 32 vs. UC San Diego (80-48), Nov. 18, 2000

Opp.: 44 by TCU (61-105), Jan. 17, 1998
NCAA: 34 by UCLA (78-44 Belmont), March 16, 2006

Largest Margin of Defeat

- 44 vs. TCU (61-105), Jan. 17, 1998
- 33 vs. Southern California (54-87), Dec. 20, 1999
- 28 vs. Colorado State (46-74), Feb. 12, 2000
- 26 vs. Utah (53-79), Jan. 16, 1999
- 25 vs. New Mexico (60-85), Feb. 8, 1999

Rebounding

Game

- 49 vs. Florida Atlantic, Nov. 30, 2000
- 47 vs. Pt. Loma Nazarene, Dec. 3, 2005
- 46 vs. UC San Diego, Dec. 6, 2003
- 46 vs. IPFW, Jan. 2, 2002
- 45 vs. Cal State Fullerton, Dec. 21, 2004
- 45 vs. Cal Poly, Dec. 18, 2003
- 45 vs. Cal State Northridge, Dec 1, 2001
- Opp.: 50 by San Diego (52-55), Dec. 9, 2000
- NCAA: 45 by UCLA (78-44 Belmont), March 16, 2006

Margin

- +21 (41-20) vs. Monmouth, Nov. 22, 2004
- +21 (46-25) vs. UC San Diego, Dec. 6, 2003
- +21 (45-24) vs. Cal State Northridge, Dec. 1, 2001
- +20 (44-24) vs. Southern Cal College, Dec. 2, 1998
- +18 (47-31) vs. Pt. Loma Nazarene, Dec. 3, 2005
- Opp.: +21 (22-43) by Hawai'i (78-72), Feb. 20, 1999
- NCAA: +21 (42-21) by Cincinnati (66-43 Kent State), March 17, 2001

Field Goal Shooting

Most Field Goals

- 40 vs. UC San Diego, Nov. 27, 2001
- 38 vs. Southern Cal College, Dec. 2, 1998
- 37 vs. Cal Poly, Dec. 18, 2003
- 36 vs. Fresno State, Jan. 31, 1998
- 34 vs. South Dakota State, March 3, 2006
- 34 vs. New Mexico, Feb. 24, 2003
- 34 vs. Eastern Washington, Dec. 20, 2001
- Opp.: 41 by TCU (61-105), Jan. 17, 1998
- NCAA: 32 by Marquette (Alabama 90-85), March 16, 2006

Most Field Goals Attempted

- 83 vs. Wyoming, Jan. 21, 2002
- 75 vs. Cal Poly, Dec. 18, 2003
- 73 vs. Arizona, Dec. 7, 2002
- 70 vs. Norfolk State, Nov. 21, 2002
- 70 vs. Nevada, Nov. 14, 1998
- Opp.: 75 by TCU (61-105), Jan. 17, 1998
- NCAA: 66 by Kent State (77-73 Indiana), March 15, 2001

Highest Field Goal Percentage

- 67.8 (40-of-59) vs. UC San Diego, Nov. 27, 2001
- 64.0 (32-of-50) vs. Oklahoma State, Dec. 30, 2000
- 62.3 (38-of-61) vs. Southern Cal College, Dec. 2, 1998
- 61.4 (27-of-44) vs. Air Force, Feb. 22, 2003
- 61.0 (25-of-41) vs. Colorado State, March 3, 2001
- Opp.: 57.9 (20-of-38) by San Diego (51-52), Dec. 19, 1998
- NCAA: 58.0 (29-of-50) by Illinois (Air Force 78-69), March 16, 2006

Free Throw Shooting

Most Free Throws Made

- 33 vs. UNLV, Feb. 12, 2005
- 33 vs. Cal State Northridge, Dec. 1, 2001

- 33 vs. Rice, Dec. 21, 1998
- 31 vs. Wyoming, March 1, 2006
- 31 vs. UNLV, Jan. 14, 2006
- 27 vs. IPFW, Jan. 2, 2002
- Opp.: 26 by Brigham Young (69-80), Jan. 20, 2003
- NCAA: 31 by Stanford (90-83 St. Joseph's), March 17, 2001

Most Free Throws Attempted

- 44 vs. Cal State Northridge, Dec. 1, 2001
- 40 vs. UNLV, Feb. 12, 2005
- 39 vs. Wyoming, March 1, 2006
- 39 vs. Florida Atlantic, Dec. 28, 2002
- 39 vs. IPFW, Jan. 2, 2002
- 39 vs. Rice, Feb. 21, 1998
- Opp.: 34 by Brigham Young (69-80), Jan. 20, 2003
- NCAA: 39 by Washington (67-64 Illinois), March 18, 2006

Highest Free Throw Percentage

- 93.8 (15-of-16) vs. Brigham Young, Feb. 12, 2001
- 92.3 (24-of-26), vs. Pt. Loma Nazarene, Dec. 3, 2005
- 90.0 (9-of-10) vs. High Point, Jan. 2, 2000
- 89.5 (17-of-19) vs. Colorado State, Jan. 4, 2006
- 86.7 (13-of-15) vs. Houston, Jan. 29, 2002
- 86.7 (13-of-15) vs. Brigham Young, Nov. 14, 1997
- Opp.: 95.0 (19-of-20) by Brigham Young (66-69), Feb. 12, 2001
- NCAA: 85.7 (12-of-14) by Illinois (78-69 Air Force), March 16, 2006

Three-Point Field Goals

Most Three-Point Field Goals

- 16 vs. UC San Diego, Dec. 2, 2002
- 14 vs. South Dakota State, March 3, 2006
- 13 vs. UNLV, Feb. 24, 2001
- 13 vs. Oklahoma State, Dec. 30, 2000
- 11 vs. Norfolk State, Nov. 21, 2001
- 11 vs. Southwest Texas, Nov. 26, 1997
- Opp.: 19 by Troy State (93-84), Nov. 30, 2003
- NCAA: 13 by Air Force (78-69 Illinois), March 16, 2006

Most Three-Point Field Goals Attempted

- 33 vs. UC San Diego, Dec. 2, 2002
- 28 vs. Long Beach State, Nov. 21, 2003
- 27 vs. South Dakota State, March 3, 2006
- 27 vs. Norfolk State, Nov. 21, 2001
- 27 vs. Fresno State, Jan. 31, 1998
- 27 vs. Brigham Young, Nov. 14, 1997
- Opp.: 40 by Troy State (93-84), Nov. 30, 2003
- NCAA: 27 by Washington (75-61 Utah State), March 16, 2006, and by Air Force (78-69 Illinois), March 16, 2006

Highest Three-Point FG Percentage

- 69.2 (9-of-13) vs. New Mexico, Jan. 25, 2006
- 61.9 (13-of-21) vs. Oklahoma State, Dec. 30, 2000
- 60.0 (3-of-5) vs. Air Force, Feb. 22, 2003
- 56.3 (9-of-16) vs. Southern Cal College, Dec. 2, 1998
- 55.6 (10-of-18) vs. Loyola Marymount, Dec. 31, 2005
- Opp.: 61.5 (8-of-13) by UNLV (64-79), Feb. 11, 2003
- NCAA: 57.9 (11-of-19) by Cincinnati (84-59 Brigham Young), March 15, 2001

Other Statistics

Most Assists

- 26 vs. South Dakota State, March 3, 2006
- 26 vs. UC San Diego, Nov. 27, 2001
- Opp.: 24 by Washington, Dec. 27, 2003
- NCAA: 20 by UCLA (78-44 Belmont), March 16, 2006

Cox Arena Records



2006 NCAA TOURNAMENT ▶ 2006 MOUNTAIN WEST CHAMPIONS

Most Steals

- 16 vs. Southern Cal College, Dec. 2, 1998
- ▶ **Opp.:** 17 by Southern California, Dec. 20, 1999
- NCAA:** 12 by Kent State (Cincinnati 66-43), March 17, 2001

Most Turnovers

- 28 vs. UNLV, Jan. 26, 2002
- ▶ **Opp.:** 29 by Hawai'i, Feb. 20, 1999
- NCAA:** 22 by Utah State (Washington 75-61), March 16, 2006, and by UNCG (Stanford 89-60), March 15, 2001

Fewest Turnovers

- ▶ 7 vs. Colorado State (84-77), Jan. 24, 2005, vs. Brigham Young (65-61), Jan. 12, 2004, vs. Iowa State (86-76), Jan. 3, 2004, Brigham Young (77-73), Feb. 11, 2002
- Opp.:** 9 - four times (last: Utah, Feb. 5, 2005)
- NCAA:** 7 by Washington (Utah State 75-61), March 16, 2006

Most Blocked Shots

- ▶ 11 vs. Wyoming (85-88), Jan. 21, 2002
- ▶ **Opp.:** 11 by Colorado State, Feb. 1, 2003
- NCAA:** 6 - two times

Individual Single-Game

Points

- 34, Aerick Sanders vs. Portland, Dec. 31, 2003
- 33, Tony Bland vs. Houston, Jan. 29, 2002
- 31, Evan Burns vs. New Mexico, Feb. 24, 2003
- 29, Brandon Heath vs. UNLV, Feb. 12, 2005
- 29, Brandon Heath vs. Wyoming, Jan. 22, 2005
- 29, Tony Bland vs. LMU, Jan. 3, 2003
- ▶ **Opp.:** 43, Ruben Douglas, New Mexico, Feb. 24, 2003
- NCAA:** 37, Marvin O'Connor, St. Joseph's vs. Stanford, March 17, 2001

Field Goals Made

- 13, Aerick Sanders vs. Portland, Dec. 31, 2003
- 12, Brandon Heath vs. Wyoming, Jan. 22, 2005
- 12, Evan Burns vs. New Mexico, Feb. 24, 2003
- 12, Tony Bland vs. Houston, Jan. 29, 2002
- 11, Aerick Sanders vs. E. Washington, Dec. 20, 2003
- 11, Tony Bland vs. Air Force, Feb. 22, 2003
- 11, Myron Epps vs. Air Force, Jan. 20, 2000
- 11, Matt Watts vs. Nevada, Nov. 14, 1998
- ▶ **Opp.:** 15, Courtney Alexander, Fresno State, Feb. 25, 1999
- ▶ **NCAA:** 15, Marvin O'Connor, St. Joseph's vs. Stanford, March 17, 2001

Field Goals Attempted

- 24, Randy Holcomb vs. Florida Atl., Nov. 30, 2000
- 23, Brandon Heath vs. Wyoming, Jan. 22, 2005
- 22, Brandon Heath vs. UCSB, Nov. 19, 2004
- 22, Randy Holcomb vs. ASU, Dec. 16, 2000
- 22, Matt Watts vs. Southern California, Nov. 29, 1997
- ▶ **Opp.:** 26, Ruben Douglas, New Mexico, Feb. 24, 2003
- NCAA:** 21, Kirk Haston, Indiana vs. Kent State, March 15, 2001

Field Goal Percentage (Min 6 FGM)

- ▶ 100.0 (11-11), Aerick Sanders vs. Eastern Washington, Dec. 20, 2003
- 100.0 (6-6), Mike Mackell vs. CSU, Jan. 19, 2002
- 90.9 (10-11), Chris Walton vs. CSU, Jan. 24, 2005
- 90.9 (10-11), Aerick Sanders vs. UNLV, Jan. 17, 2004

- 90.0 (9-10), Aerick Sanders vs. Cal Poly, Dec. 18, 2003
- 90.0 (9-10), Al Faux vs. Oklahoma State, Dec. 30, 2000
- NCAA:** 88.9 (8-9), Jamaal Davis, Cincinnati vs. Kent State, March 17, 2001

Free Throws Made

- ▶ 17, Brandon Heath vs. UNLV, Feb. 12, 2005
- 12, Marcus Slaughter vs. UNLV, Jan. 14, 2006
- 12, Marcus Slaughter vs. Washington State, Dec. 10, 2005
- 12, Matt Thomas vs. Air Force, Feb. 28, 2005
- 12, Marcus Slaughter vs. UCSB, Nov. 19, 2004
- Opp.:** 15, Ruben Douglas, New Mexico, Feb. 24, 2003
- NCAA:** 11, Brandon Roy, Washington vs. Illinois, March 18, 2006

Free Throws Attempted

- ▶ 17, Brandon Heath vs. UNLV, Feb. 12, 2004
- 15, Marcus Slaughter vs. Washington State, Dec. 10, 2005
- 14, Marcus Slaughter vs. UNLV, Jan. 14, 2006
- 14, Marcus Slaughter vs. Saint Mary's, Dec. 14, 2004
- 14, Marcus Slaughter vs. Monmouth, Nov. 22, 2004
- 14, Marcus Slaughter vs. UCSB, Nov. 19, 2004
- 14, Tony Bland vs. San Diego, Jan. 8, 2003
- 14, Vincent Okotie vs. Long Beach St., Nov. 28, 1998
- Opp.:** 16, Ruben Douglas, New Mexico, Feb. 24, 2003
- NCAA:** 14, Brandon Roy, Washington vs. Illinois, March 18, 2006

Free Throw Percentage (Min. 7 FTA)

- ▶ 100.0 (17-17), Brandon Heath vs. UNLV, Feb. 12, 2005
- 100.0 (9-9), Marcus Slaughter vs. PLNU, Dec. 3, 2005
- 100.0 (8-8), Kyle Spain vs. Wyoming, March 1, 2006
- 100.0 (8-8), Brandon Heath vs. PLNU, Dec. 3, 2005
- 100.0 (8-8), Brandon Heath vs. Monmouth, Nov. 22, 2004
- 100.0 (8-8), D. Abramowitz vs. CSU, Mar. 3, 2001
- 100.0 (8-8), Marcelo Correa vs. BYU, Feb. 12, 2001
- 100.0 (8-8), Josko Visnjic vs. USC, Nov. 29, 1997
- 100.0 (7-7), Brandon Heath vs. BYU, Jan. 21, 2006
- Opp.:** 100.0 (8-8), Nick Valdez, Texas Tech, Jan. 6, 2003
- NCAA:** 100.0 (7-7), Tony Akins, Georgia Tech vs. St. Joseph's, March 15, 2001

Three-Point Field Goals Made

- ▶ 8, John Sharper vs. South Dakota State, March 3, 2006
- 7, Al Faux vs. Oklahoma State, Dec. 30, 2000
- 6, Brandon Heath vs. TCU, Feb. 18, 2006
- 6, Steve Sir vs. UC San Diego, Dec. 2, 2002
- 6, Jason Richey vs. SMU, Jan. 15, 1998
- 6, Josko Visnjic vs. Southwest Texas, Nov. 26, 1997
- Opp.:** 7, Jermaine Lewis, UNLV, Feb. 11, 2003 and Adam Spanich, USC, Nov. 29, 1997
- NCAA:** 8, Jean Felix, Alabama vs. Marquette, March 16, 2006

Three-Point Field Goals Attempted

- 14, Jason Richey vs. BYU, Nov. 14, 1997
- 13, Josko Visnjic vs. Fresno State, Jan. 31, 1998
- 12, John Sharper vs. South Dakota St., March 3, 2006
- 12, Brandon Heath vs. TCU, Feb. 18, 2006
- 11, Al Faux vs. New Mexico, Feb. 28, 2002
- 11, Jason Richey vs. SMU, Jan. 15, 1998
- ▶ **Opp.:** 16, Damon Jackson, Fresno State, Dec. 8, 2001
- NCAA:** 11, Jean Felix, Alabama vs. Marquette, March 16, 2006

Three-Point FG Pct. (Min. 4 3FGA)

- ▶ 100.0 (4-4), Deandre Moore vs. BYU, Feb. 11, 2002
- 87.5 (7-8), Al Faux vs. Oklahoma St, Dec. 30, 2000

- 83.3 (5-6), David Abramowitz vs. SCC, Dec. 2, 1998
- 75.0 (3-4), John Sharper vs. LMU, Dec. 31, 2005
- 75.0 (3-4), Tyler Smith vs. BYU, Feb. 7, 2005
- 75.0 (3-4), John Sharper vs. UCSD, Nov. 27, 2004
- 75.0 (3-4), John Sharper vs. Cal Poly, Dec. 18, 2003
- 75.0 (3-4), Karlo Kovacic vs. UNLV, Feb. 24, 2001
- 75.0 (3-4), Deandre Moore vs. UNLV, Feb. 24, 2001
- 75.0 (3-4), Jim Roban vs. UNLV, Feb. 24, 2001
- 75.0 (3-4), D. Abramowitz vs. UNM, Feb. 5, 2000
- Opp.:** 77.8 (7-9), Jermaine Lewis, UNLV, Feb. 11, 2003
- NCAA:** 80.0 (4-5), Matt McCraw, Air Force vs. Illinois, March 16, 2006 and by Jay Joseph, UNCG vs. Stanford, March 15, 2001

Rebounds

- 20, Marcus Slaughter vs. UNLV, Jan. 14, 2006
- 17, Marcus Slaughter vs. Washington State, Dec. 10, 2005
- 16, Aerick Sanders vs. Wyoming, Feb. 21, 2004
- 15, Marcus Slaughter vs. Air Force, Feb. 8, 2006
- 15, Marcus Slaughter vs. Albany, Nov. 26, 2005
- 15, Aerick Sanders vs. Troy State, Nov. 30, 2003
- 15, Roy Kruiuswyk vs. Hawai'i, Jan. 10, 1997
- ▶ **Opp.:** 17, Uche Nsonwu-Amadi, Wyoming, Jan. 21, 2002
- NCAA:** 14, Nate Harris, Utah State vs. Washington, March 16, 2006

Assists

- ▶ 11, Richie Williams vs. South Dakota State, March 3, 2006
- ▶ 11, Deandre Moore vs. Wyoming, March 1, 2001
- ▶ 11, Deandre Moore vs. Sacramento St., Dec. 2, 2000
- ▶ 11, Bradley Jackson vs. High Point, Jan. 2, 2000
- 9, Brandon Heath vs. UC San Diego, Nov. 27, 2005
- 9, Tony Bland vs. Norfolk State, Nov. 21, 2001
- 9, Deandre Moore vs. New Mexico State, Nov. 21, 2000
- ▶ **Opp.:** 11, Marmet Williams, San Jose State, Jan. 29, 1998
- NCAA:** 10, Dee Brown, Illinois vs. Air Force, March 16, 2006

Steals

- ▶ 7, Deandre Moore vs. Colorado State, Feb. 1, 2003
- 6, Matt Watts vs. Southern Cal College, Dec. 19, 1997
- 5, Richie Williams vs. BYU, Jan. 21, 2006
- 5, Richie Williams vs. LMU, Dec. 31, 2005
- 5, Kyle Spain vs. UC Santa Barbara, Dec. 17, 2005
- 5, Brandon Heath vs. UC San Diego, Nov. 27, 2004
- 5, Donte Wilson vs. LMU, Dec. 30, 1999
- 5, Matt Watts vs. San Jose State, Feb. 27, 1999
- 5, Matt Watts vs. Long Beach State, Nov. 28, 1998
- 5, Matt Watts vs. Oregon, Dec. 2, 1997
- 5, Matt Watts vs. Southern California, Nov. 29, 1997
- Opp.:** 6, Mike Housman, UMBC, Dec. 20, 2005
- NCAA:** 5, Jamaal Williams, Washington vs. Utah State, March 16, 2006 and by Demetric Shaw, Kent State vs. Cincinnati, March 17, 2001

Blocked Shots

- ▶ 5, Marcus Slaughter vs. UNLV, Jan. 14, 2006
- ▶ 5, Marcelo Correa vs. Sacramento St., Dec. 2, 2000
- 4, Aerick Sanders vs. UC San Diego, Dec. 2, 2002
- 4, Chris Walton vs. New Mexico, Feb. 28, 2002
- 4, Aerick Sanders vs. UNLV, Jan. 26, 2002
- 4, Randy Holcomb vs. Wyoming, Jan. 21, 2001
- ▶ **Opp.:** 5 - six times, most recent: Justin Williams, Wyoming, March 1, 2006
- NCAA:** 3 - five times
- ▶ - Indicates Cox Arena record.
- NCAA refers to the 2001 & 2006 NCAA First and Second Rounds which were hosted by SDSU and played in Cox Arena