

SAN DIEGO STATE BASKETBALL

14 NCAA Tournament Appearances (9 times in last 13 years) • Record 15-Time Mountain West Conference Champion

Contacts: Richard Stern, Assistant Athletic Director - Media Relations (e-mail: rstern@sdsu.edu) • Jenna Meyer, Media Relations Coordinator (e-mail: jameyer@sdsu.edu)

LIVE COVERAGE

TV/Stream: CBS Sports Network

Andrew Catalon (play-by-play)

Steve Lappas (commentary)

AJ Ross (sideline)

Jonathan Segal (producer)

Aztec Radio Network: San Diego Sports 760

(pregame starts at 11 a.m. PT)

Ted Leitner (play-by-play)

Jon Schaeffer (pre-half-post)

Live Stats: GoAztecs.com



GAME 31 - MOUNTAIN WEST TOURNAMENT QUARTERFINAL

No. 20/20 [1-Seed] SAN DIEGO STATE AZTECS (24-6) vs. [8] COLORADO STATE/[9] FRESNO STATE

Thursday, March 9 • noon PT/12:05 p.m. PT (tip) • Thomas & Mack Arena • Las Vegas, Nev.



SAN DIEGO STATE

Head Coach: Brian Dutcher

Career Record: 143-46 (6th Season)

Record at San Diego State: Same

Record vs. CSU: 10-2; vs. FS: 9-4



COLORADO STATE

Head Coach: Niko Medved



FRESNO STATE

Head Coach: Justin Hutson

SCHEDULE / RESULTS

Record: 24-6 | Home: 15-1, Away: 8-2, Neutral: 1-3

MW Record: 15-3 | Home: 8-1, Away: 7-2

Date	SDSU	Opp.	Opponent (TV/Stream)	Time/Results
N.7	19/20	CAL STATE FULLERTON	(YurView)	W, 80-57
N.11	19/20	BRIGHAM YOUNG	(YurView)	W, 82-75
N.15	17/19	at Stanford	(Pac-12 Network)	W, 74-62
N.21	17/19	^vs. Ohio State	(ESPN2)	W, 88-77
N.22	17/19	14/12 ^vs. Arizona	(ESPN)	L, 70-87
N.23	17/19	9/9 vs. Arkansas	(ESPN2)	at-L, 74-78
N.29	24/24	UC IRVINE	(YurView)	W, 72-69
D.2	24/24	OCCIDENTAL	(YurView)	W, 95-57
D.5	22/22	TROY	(YurView)	W, 60-55
D.10	22/22	#vs. Saint Mary's	(ESPN+)	L, 61-68
D.12	rv/rv	KENNESAW STATE	(YurView)	W, 88-54
D.20	rv/rv	UC SAN DIEGO	(FS1)	W, 62-46
D.28	rv/rv	*AIR FORCE	(FS1)	W, 71-55
D.31	rv/rv	*at UNLV	(CBS)	W, 76-67
J.7	rv/rv	*at Wyoming	(CBS)	W, 80-75
J.10	23/25	rv/rv *NEVADA	(CBSSN)	W, 74-65
J.14	23/25	rv/rv *NEW MEXICO	(CBSSN)	L, 67-76
J.18	rv/rv	*at Colorado State	(FS1)	at-W, 82-76
J.21	rv/rv	*at Air Force	(CBSSN)	W, 70-60
J.25	rv/rv	*UTAH STATE	(CBSSN)	W, 85-75
J.28	rv/rv	*SAN JOSE STATE	(FS1)	W, 72-51
J.31	22/rv	rv/-- *at Nevada	(CBSSN)	L, 66-75
F.3	22/rv	rv/-- *BOISE STATE	(FS1)	W, 72-52
F.8	25/23	rv/rv *at Utah State	(CBSSN)	W, 63-61
F.11	25/23	*UNLV	(FOX)	W, 82-71
F.15	21/20	*at Fresno State	(CBSSN)	W, 45-43
F.21	22/20	*COLORADO STATE	(CBSSN)	W, 77-58
F.25	22/20	*at New Mexico	(CBSSN)	W, 73-71
F.28	18/19	rv/rv *at Boise State	(CBSSN)	L, 60-66
M.4	18/19	*WYOMING	(CBSSN)	W, 67-50
M.9	20/20	+MWT Quarterfinal	(CBSSN)	noon PT
M.10		+MWT Semifinal	(CBSSN)	6:30 p.m. PT
M.11		+MWT Championship	(CBS)	3 p.m. PT

^ - Maui Jim Maui Invitational (Lahaina, Maui)

- Jerry Colangelo Classic (Phoenix, Ariz.)

* - Mountain West Game. + - MW Tournament (Thomas & Mack Center, Las Vegas Nev.)

OFF THE BOUNCE (through games of Thursday, March 2)

- Winners of seven of its last eight games, San Diego State, the tournament's top-seed and regular season champions, opens play against either the eighth-seed Colorado State or ninth-seed Fresno State in Thursday's first quarterfinal round game at noon PT.
- This marks the seventh time since joining the Mountain West Conference that the Aztecs have been the No. 1 seed (2006, 2012, 2014, 2016, 2020, 2021, 2023). The Aztecs are 14-4 in the event on the first line.
- San Diego State has won this event a record six times (2002, 2006, 2010, 2011, 2018 and 2021).
- San Diego State has won the event as the one seed (twice), two seed, four seed and five seed (twice).
- Amazingly, San Diego State has played for the tournament title in eight of the last nine years and in 12 of the last 14 seasons (2009, 2010, 2011, 2012, 2014, 2015, 2016, 2018, 2019, 2020, 2021 and 2022).
- The Aztecs are 18-5 in the quarterfinal round of the event and have won their last 15 quarterfinal games.
- San Diego State has opened conference tournament play with a victory in each of its last 15 league journey appearances. That is tied for the fourth longest active win streak nationally (see below).
- Overall, San Diego State is 39-17 in the Mountain West tournament for a winning percentage of 69.6 percent. The Aztecs' 39 tournament wins are the most by any team - current or former - in league history. This is particularly impressive because 10 of SDSU's 56 tournament games have been played on the road (8-2 at UNLV), while UNLV has played 40 of its 47 tournament games at home.
- San Diego State owns 42 victories in Thomas & Mack Center since the start of the 2008-09 campaign. That is the most victories by any school in any venue in which it has not played a home game in the past 15 seasons. What is particularly impressive is that 18 of those 42 victories came as the road team playing at UNLV. Villanova is second with 36 victories at Madison Square Garden (see below).
- San Diego State won its 21st game at Fresno State on February 15, marking the sixth straight season the Aztecs have reached that milestone (every year under Brian Dutcher). The game was one of a league-best seven road wins in conference play for SDSU.
- San Diego State closed the regular season 7-1 in its last eight games.
- San Diego State is playing its best basketball of the season. The Aztecs are 10-2 in their last 12 games with just a pair of Quad 1 road losses at NET No. 36 Nevada (66-75) and at NET No. 27 Boise State (60-66).
- San Diego State continues to boast an impressive NCAA metric profile. The Aztecs are 16th in the NET, 15th in KenPom, 23rd in BPI, 33rd in Sagarin Rating, and eighth in both KPI and T-Rank: all tops in the Mountain West.
- San Diego State owns a 100-22 record (82.0 percent) since the start of the 2019-20 campaign. That's the fourth best record in the nation,

SERIES INFORMATION: COLORADO STATE

Series: San Diego State leads, 50-43 / SDSU won 3 str.
 Home (Viejas Arena) 30-14 (20-4)
 Away (Moby Arena) 15-27 (15-27)
 Neutral (Thomas & Mack) 5-2 (4-2)
 SDSU as Top 25 Team 9-1 (H: 6-0, A: 1-1, N: 1-0)
 vs. Top 25 CSU Team 2-1 (H: 1-0, A: 0-1, N: 1-0)
 MWC Era San Diego State leads, 38-16
 Dutcher vs. CSU 10-2 (H: 5-1, A: 4-1, N: 1-0)

SERIES INFORMATION: FRESNO STATE

Series: San Diego State leads, 70-56/8 gm. win streak
 Home (Viejas Arena) 41-20 (8-5)
 Away (Save Mart Center) 26-33 (10-4)
 Neutral (Thomas & Mack) 3-3 (2-2)
 SDSU as Top 25 Team 8-0 (H: 2-0, A: 6-0)
 vs. Top 25 Fresno Team 1-0 (H: 1-0)
 MWC Era San Diego State leads, 16-8
 Dutcher vs. Fresno 9-4 (H: 2-2, A: 5-2, N: 2-0)

BEST OF THE MW

Below are the best records in Mountain West Tournament games, among current members of the conference.

Rk.	Team	W	L	Pct.
1.	San Diego State	39	17	.696
2.	Utah State	14	7	.667
3.	UNLV	28	19	.596
4.	New Mexico	20	19	.513
5.	Fresno State	8	9	.471
6.	Nevada	8	9	.471
7.	Boise State	8	10	.444
8.	Colorado State	16	22	.421
9.	Wyoming	16	22	.421
10.	Air Force	6	23	.207
11.	San Jose State	0	8	.000

SECOND HOME

Below is a list of most victories by a team in a venue since the start of the 2008-09 campaign in which the team has not played a home game.

Rk.	Team	Venue	N-A	Wins
1.	San Diego State	TMC	24-18	42
2.	Villanova	MSG	24-12	36
3.	Kansas	TM	33-0	33
4.	Gonzaga	OA	31-0	31
5.	New Mexico State	OA	27-0	27

H-A - indicates how many of the victories have been on a neutral and away. TMC - Thomas & Mack Center, TM - T-Mobile Center, TMSG - Madison Square Garden, OA - Orleans Arena.

WIN THE OPENER

Below is a look at the longest active conference tournament opening game win streaks. The Aztecs have won their first game of the league event each of the last 15 seasons.

Rk.	Team	Years	Streak
1.	Gonzaga	1998-23	26
2.	Akron	2005-22	17
3.	New Mexico State	2006-22	16
4.	San Diego State	2008-22	15

San Diego State Aztecs

2022-23 Record: 24-6 (H: 15-1; A: 8-2; N: 1-3) 15-3 MW
15-Time MW Champions, 13 Postseason Berths in Last 15 Years

- SDSU has won at least 19 games in 17 straight seasons.
- SDSU has advanced to the postseason in 14 of the last 16 seasons in which a champion was crowned (2006 NCAA, 2007-09 NIT, 2010-15 NCAA, 2016 NIT, 2018, 2021 & 2022 NCAA).
- SDSU has won 54 of last 59 games when leading at the half.
- SDSU has won its last 92-of-98 when having a higher FG pct.
- SDSU is 6th nationally in winning percentage (.756) since the

- beginning of the 2009-10 season.
- Since its founding in 1999, no men's basketball program has won more Mountain West championships (regular-season and tournament) than San Diego State's 15.
- Since 2006, SDSU's 13 appearances in its conference championship game are tied for second most in Division I.
- SDSU's 17 MW wins in 2019-20 are the most in MW history.

Number	Name	Position	Year	PPG	RPG	APG	FG	3FG	FT	Notes
0	Keshad Johnson	Forward	6-7, 225, Sr.-3L	2022-23: 7.6 MW: 7.8	5.1 5.0	0.6 0.5	.543 .534	.243 .6/22	.614 .610	(KEY-shawd) Oakland, Calif. (San Leandro HS) Career Highs: Pts: 16 , vs. San Jose State (1-28-23) Rebs: 13 , vs. San Jose State (2-8-21) Assists: 4 , vs. UC San Diego (12-22-21) Scored in double figures in 20 of his last 52 games, incl. 7 of the last 15 (did it 4 times in his first 52)... 2.2 pts (30.8 FG%), 2.5 rebs in 6 MWT games... Shot .500+ FG pct. in 59 career games (50-9 record)... SDSU is 20-3 when he scores 10+... Last 13 games: 45-of-79 FG (57.0 percent)... Has produced double doubles in 2 of the last 11 games... Has played in 79 straight Aztec games (2nd most among active players).
2	Adam Seiko	Guard	6-3, 210 Sr.-4L	2022-23: 6.7 MW: 7.1	1.5 1.3	0.7 0.8	.484 .481	.500 .530	19/24 9/12	(SAY-coe) Boston, Mass. (Sierra Canyon HS (Calif.)) Career Highs: Pts: 25 , vs. Utah State (1-25-23) Rebs: 7 , at UNLV (1-1-22) Assists: 5, 2x , last: vs. San Jose State (2-8-21) CH 7 3s vs. Utah State (1/25) matches prgm record for a bench player... 37 career games w/multiple treys (31-6)... 3.3 pts (36.0 FG%), 1.0 rebs in 11 MWT games... 10 straight 3s from CSF (12-8-21) to UCSD (12-22-21)... 79.3 pct. of career FGs are threes (149-of-188)... 65 conf. wins, SDSU & MW record... SDSU/MW record 112 career wins... Competed for Ugandan NT in AfroBasket 2021... Know for "3 & D"...
3	Micah Parrish	Forward	6-6, 200, Jr.-TR	2022-23: 7.7 MW: 7.4	3.2 3.6	0.7 0.8	.425 .422	.408 .420	.769 .813	(MIKE-uh) Detroit, Mich. (River Rouge HS/Oakland Univ.) Career Highs: Pts: 20, 3x , last: at Wright St. (3-3-22) Rebs: 12, 3x , last: at W. Virginia (11-9-21) Assists: 4, 5x , last: vs. N. Kentucky (3-8-21) 2021-22 Horizon League All-Def. Team... Hit game-winning 3 w/ 2.4 sec. to play vs. UC Irvine... Last 7 gms: 9.0 ppg, 45.1 FG%, 54.2 3FG%... Multiple steals in 37 games (97 total - 2.6/g)... 5+ rebs 45 times, incl. 5 games in double digits... 11-2 at SDSU w/ 2+ 3PPGM... One t/o or less in 53-of-89 career games... Shot .400+ from field in 54-of-88 games... Went 5-of-5 FG (3-of-3 3PPG) at CSU, 7-of-7 FT at AFA.
5	Lamont Butler	Guard	6-2, 195, Jr.-2L	2022-23: 8.5 MW: 8.6	2.4 2.6	3.3 3.3	.409 .394	.333 .339	.725 .821	3rd tm All-MW MW Def. Team (coaches) Def. PoY HM All-MW (media) Moreno Valley, Calif. (Riverside Poly HS) Career Highs: Pts: 23 , at Wyoming (1-7-23) Rebs: 6, 3x , last: vs. Creighton (3-17-22) Assists: 7 , vs. UNLV (2-11-23) 2021-22 & 2022-23 MW All-Def. Team... 23 pts (CH), 8-15 FG, 5-11 3FG at Wyoming (1-7-23)... 8.2 pts (46.9 FG%) in 6 MWT games... SDSU is 18-4 when he scores 10+ pts... 1st Aztec in last 26 yrs w/ a perfect shooting night (6-of-6 FG & 3-of-3 3FG vs. Georgetown, 11-25-21) w/ those minimums... 2nd Aztec w/ 6:1 a-to-t/o ratio & 4 stls in a game vs. CS Fullerton (11-7-22) since 1999-00... Hit GW 3-pir at UNM (2-25)
11	Demarshay Johnson Jr.	Forward	6-9, 225, R-Fr.-HS	2022-23: 1.3 MW: 0.0	0.8 0.3	0.2 0.0	3/5 -	- -	2/2 -	Set CHs in points (8), rebounds (3) assists & blocks (1) vs Occidental... 3-star recruit out of HS & ranked the No. 27 center in the nation by 247Sports.com... Was 101-12 in his HS career, including a 37-0 record in Tri-County Athletic League contests... Was back-to-back (Fr. & So. yr) CIF North Coast Section Division III champion... In first three HS yrs, Salesian HS finished ranked No. 16, No. 14 & No. 31 nationally, respectively.
12	Darrion Trammell	Guard	5-10, 175, Sr.-TR	2022-23: 9.8 MW: 7.8	2.1 1.7	3.6 3.5	.355 .333	.311 .286	.756 .667	(DAIRY-on TRAH-mel) Marin City, Calif. (Saint Ignatius HS/Seattle U) Career Highs: Pts: 39 , vs. Abilene Christian (3-11-22) Rebs: 8 , vs. Utah Valley (1-12-22) Assists: 13 , vs. Portland (12-30-20) 2021-22 MW Preseason Newcomer of the Year... MW Player of the Week (11/14)... 2021-22 1st team NABC District 6, 1st team All-WAC, WAC All-Def. Team... Ranked 5th most productive pick & roll scorer in the nation (6.9 ppg) according to Synergy Sports in 2021-22... In 83 career games: 10+ point gms: 62; 20+ point gms: 25... 3+ assists in 65 of 81 games (46-19 record)... SDSU assist leader in 18-of-29 appearances.
13	Jaedon LeDee	Forward	6-9, 240, Sr.-TR	2022-23: 7.9 MW: 7.8	5.0 5.1	0.9 0.7	.503 .556	0/9 0/5	.773 .774	(JAY-din) Houston, Texas (The Kinkaid School/Ohio State/TCU) Career Highs: Pts: 23 , vs. BYU (11-11-21) Rebs: 12 , vs. UC San Diego (12-20-22) Assists: 3, 3x , last: vs. UC San Diego (12-20-22) Seven 10+pts games at SDSU (30 gms)/8 in 79 games at OSU & TCU... Hit .500+ FG in 48 career games... 23 pts (career high), 8-16 FG, 7-11 FT, 6 rebs vs. BYU (11/11)... One turnover or less in 91-of-109 career games... In his first start as an Aztec, vs. UC San Diego, grabbed a career-high 12 rebounds... First double double as an Aztec at Utah State (14 points, 10 rebounds) on Feb. 8... 14-2 at SDSU when he grabs 5+ rebs
20	Matt Bradley	Guard	6-4, 220, Sr.-1L	2022-23: 13.0 MW: 14.4	3.9 3.6	2.2 2.4	.412 .427	.372 .429	.795 .745	1st-Team All-MW (coaches & media) San Bernardino, Calif. (Wasatch Academy/Cal) Career Highs: Pts: 30 , at Wyoming (2-28-22) Rebs: 10, 5x , last: vs. Nevada (1-10-23) Assists: 8 , vs. Occidental (12-2-22) Preseason All-MW... Jerry West Award Watch List... 9.7 pts (32.3 FG% & 40.0 3FG%) 6.3 rebs, 2.3 assists in 3 MWT games... A trey in 42 of last 52 gms (97 total)... Multiple treys in 23 of last 46 gms (70 total)... 4+ rebs in 98 career games (5.7/gm)... Multiple assists in 82 career gms (263 total)... 144 career gms: 10+ points: 118 times; 20+ points: 38 times... No. 10 NCAA active scorer w/2,221 pts.
21	Miles Byrd	Guard	6-7, 175, Fr.-HS	2022-23: 4.3 MW: -	0.5 -	1.5 -	7/13 -	2/7 -	1/2 -	Set CHs in pts (8) & assts (6) vs Occidental... 6 assts equals 2nd most for Frash in the Dutcher/Fisher era (Chase Tapley 9 on 12/31/09)... 53.8 FG% this year... 4-star prospect rated No. 89 nationally, No. 20 shooting guard & No. 10 overall in Calif... Sr. yr. avg 17.2 pts, 5.2 rebs, 3.3 assists, 2.8 steals and 1.2 blocks... 1st tm All-Nor Cal, first-team all-state CalHSports, SacHSports PoY & Tri-City AL MVP & PoY.
25	Elijah Saunders	Forward	6-8, 240, Fr.-HS	2022-23: 1.1 MW: 0.3	1.3 0.7	0.6 0.1	5/18 1/3	2/11 0/2	2/6 0/1	(ee-LIE-zha SAWN-ders) Phoenix, Ariz. (Sunnyslope HS) Career Highs: Pts: 6 , vs. Kennesaw St. (12-12-22) Rebs: 8 , vs. Occidental (12-2-22) Assists: 3, 2x , last: vs. Kennesaw St. (12-12-22) Set career highs in rebs (8) assts (3) vs Occidental & pts (6) vs. Kennesaw St... 4-star prospect, 1,000-pt scorer & McDonald's All-American nominee... As a Jr. & Sr., earned back-to-back Conference 6A Player of the Year, 6A Southwest Section Player of the Year, and Arizona Republic All-Arizona Team honors... In his final 2 seasons, was 46-4 and 14-0 in Conference 6A play & won a state championship.
31	Nathan Mensah	Forward	6-10, 230, Sr.-4L	2022-23: 6.6 MW: 6.3	5.8 5.7	0.6 0.7	.548 .526	1/2 0/1	.700 .711	Def. PoY 3rd tm All-MW MW Def. Team (coaches) HM All-MW (media) Labadi, Accra, Ghana (Findlay Prep (Nev.)) Career Highs: Pts: 19 , vs. UC San Diego (12-22-21) Rebs: 15 , at Arizona State (12-10-20) Assists: 4 , vs. San Jose State (3-12-19) 2021-22 & 2022-23 MW Def. PoY... No. 2 on SDSU career blocks list (217)... Had a 4-block, 5-steal gm. vs. UNM (1-31-22), the 1st Aztec to do that in the Dutcher/Fisher era... 17 pts, 4-of-4 FG, 9-12 FT, 6 rebs, 2 blocks vs. Boise State (2/3)... When he shoots at least 40.0 pct., SDSU is 76-22... 4.8 pts (41.5 FG%), 5.9 rebs, 1.0 assists, 1.8 blocks in 8 MWT games... Dbl. Dbl vs. UNLV (11 pts/11 rebs)
33	Aguek Arop	Forward	6-7, 225, Sr.-4L	2022-23: 4.6 MW: 4.5	2.7 2.9	0.8 0.6	.651 .604	1/4 1/2	15/23 12/15	HM All-MW (media) Omaha, Neb. (Omaha South HS) Career Highs: Pts: 14 , at Air Force (11-22-21) Rebs: 8, 4x , last: at Air Force (1-21-23) Assists: 4 , vs. Saint Mary's (12-10-22) 3.7 pts (50.0 FG%) & 2.2 rebs in 10 MWT games... 6-of-7 FGs at UNLV & season-best 12 pts... 127-of-254 rebs since 2019-20 are on off. glass... Multiple offensive rebounds in 24 of the last 62 games he has played... Avg. 4.2 off. rebounds per 40 mins. last season... When he grabs at least 2 off. boards, SDSU is 35-9... Has a 7-foot wingspan... Good mid-range game... Does all the little things to win games.

HC

Brian Dutcher

6th year Head Coach / 143-46
24th season at SDSU / 34th seasons overall

- The only first year coach in the country to guide his team to the NCAA tournament in 2017-18 season.
- At least 21 victories in each of his first 6 seasons as HC.
- A member of all of SDSU's record 15 MW championships.
- Helped Michigan to 3 NCAA national championship games
- appearances, incl. the program's first national title in 1989
- His teams are 120-9 when owning a higher FG pct.
- His teams are 90-10 when the opponent shoots 40 pct. or less from the floor.
- His teams are 83-10 at home & 56-5 in its last 61 gm gms.

RED indicates probable starter, BLACK indicates reserve, GOLD indicates player is injured and is not expected to play. Shooting percentages are calculated once 25 attempts are made in a category.

SCHEDULE/RESULTS

Date	Opponent (Television/Stream)	Note
N.1	SAN DIEGO CHRISTIAN <small>(exhibition)</small> W, 102-52	» The Aztecs are 10-0 vs. San Diego Christian; SDSU has outscored SDCC 864-to-500 in the series, an average of 86.4-to-50.0 points per game.
N.7	CAL STATE FULLERTON <small>(YourView)</small> W, 80-57	» San Diego State is 23-10 all-time against the Titans including wins in each of the last four; On its home floor SDSU is 14-4 against the Titans.
N.11	BRIGHAM YOUNG <small>(YourView)</small> W, 82-75	» The Aztecs improve to 8-9 against the Cougars in Viejas Arena & have wins in five of the last seven games against Brigham Young.
N.15	at Stanford <small>(Pac-12 Network)</small> W, 74-62	» In its first game against Stanford since the 1997-98 season, SDSU (1-4) wins its first game in the series.
N.21	^vs. Ohio State <small>(ESPN2)</small> W, 88-77	» San Diego State is 3-1 vs. the Buckeyes, including back-to-back wins in the quarterfinal round of the Maui Jim Maui Invitational.
N.22	^vs. Arizona <small>(ESPN)</small> L, 70-87	» Arizona has won 25-of-32 all-time, including the last two matchups, both in the Maui Invitational.
N.23	^vs. Arkansas <small>(ESPN)</small> ot-L, 74-78	» The Aztecs are 0-3 vs. Arkansas and the last matchup prior to this year's Maui Invitational coming on 12/3/85.
N.29	UC IRVINE <small>(YourView)</small> W, 72-69	» SDSU has won 12 of the 19 games in the series, including the last four straight, the longest win streak in the series.
D.2	OCCIDENTAL <small>(YourView)</small> W, 95-57	» Overall SDSU is 26-8 in a series which began in 1927, incl. wins in the last 11 straight.
D.5	TROY <small>(YourView)</small> W, 60-55	» SDSU ties series w/ victory (1-1); 6 FGs allowed in the 2nd half are the 3rd fewest in a half since the start of 1999-00 (5 FG - 11 times, 3 FG - 2 times).
D.10	#vs. Saint Mary's <small>(ESPN+)</small> L, 61-68	» The Aztecs & Gaels are 7-7 all-time & SDSU is 2-3 on a neutral court
D.12	KENNESAW STATE <small>(YourView)</small> W, 88-54	» SDSU is 1-0 in the all-times series and its 34-point margin of victory is the worst the Owls have suffered since a 35-point loss to No. 9 Creighton (12/4/20).
D.20	UC SAN DIEGO <small>(FS1)</small> W, 62-46	» Aztecs are 13-0 vs. UC San Diego. SDSU has handed the Tritons to its two lowest scoring games (40 & 46 pts) since 11/21/04.
D.28	*AIR FORCE <small>(FS1)</small> W, 71-55	» SDSU is 35-6 vs. Air Force in games played in San Diego; Aztecs are 16-0 in Viejas against the Falcons since the 2005 season.
D.31	*at UNLV <small>(CBS)</small> W, 76-67	» Aztecs 20-2 in last 22 vs. UNLV (any location); SDSU 13-1 in its last 14 games vs. UNLV at Thomas & Mack Center.
J.7	*at Wyoming <small>(CBS)</small> W, 80-75	» SDSU is 11-1 in last 12 games vs. Cowboys regardless of location; The Aztecs were the only visitor to win in the Arena-Auditorium last year.
J.10	*NEVADA <small>(CBSN)</small> W, 75-64	» SDSU is 11-0 vs. Nevada at home in the MW era and is 13-1 all-time at home vs. the Wolf Pack.
J.14	*NEW MEXICO <small>(CBSN)</small> L, 67-76	» The Aztecs 16-game home win streak snapped on Jan. 1, SDSU is 7-2 in last nine vs. UNM at home.
J.18	*at Colorado State <small>(FS1)</small> ot-W, 82-76	» SDSU is 12-5 in its last 17 at CSU. Two of the last four times CSU lost by double digits in Moby Arena, it has been at the hands of the Aztecs.
J.21	*at Air Force <small>(CBSN)</small> W, 70-60	» The Aztecs are 24-17 all-time in games played at USAFA; Aztecs are 7-2 in last nine visits to the Academy, including wins in its last four in a row.
J.25	*UTAH STATE <small>(CBSN)</small> W, 85-75	» SDSU is 9-0 vs. Utah State at home since Aggies joined the league in '13-14 & eight of those nine wins are by double digits.
J.28	*SAN JOSE STATE <small>(FS1)</small> W, 72-51	» The Aztecs are 32-8 all-time vs. SJSU at home and 14-1 in their last 15, including 10 in a row.
J.31	*at Nevada <small>(CBSN)</small> L, 66-75	» SDSU 9-game win streak, regardless of location, snapped; The Aztecs are 6-5 in games played at Lawlor Events Center.
F.3	*BOISE STATE <small>(FS1)</small> W, 72-52	» San Diego State is 10-3 all-time at home against the Broncos; 20-point loss is the second worst MW loss for BSU since joined the league in 2011-12.
F.8	*at Utah State <small>(CBSN)</small> W, 63-61	» SDSU is 5-4 at USU in the MW era & snapped a three game losing streak in Logan, its longest losing streak on the Aggies home floor.
F.11	*UNLV <small>(FOX)</small> W, 82-71	» SDSU had gone 342 days without a loss & had a 26-game win streak snapped the last time UNLV was in Viejas (2-22-20). SDSU is 8-1 in the last 9 in VA.
F.15	*at Fresno State <small>(CBSN)</small> W, 45-43	» Dating back to 1941, SDSU is 26-33 in Fresno, but in the 14 games since the Save Mart Center opened the Aztecs are 10-4.
F.21	*COLORADO STATE <small>(CBSN)</small> W, 77-58	» SDSU has won 10 of the last 12 meetings regardless of location; 20-4 vs. Colorado State all-time in Viejas Arena.
F.25	*at New Mexico <small>(CBSN)</small> W, 73-71	» San Diego State is 7-3 in the 10 regular-season games between the teams when the Aztecs have been nationally ranked, all since the 2010-11 season.
F.28	*at Boise State <small>(CBSN)</small> L, 60-66	» SDSU is 4-7 all-time in Boise and have only come away with a win at ExtraMile Arena once in its last six visits.
M.4	*WYOMING <small>(CBSN)</small> W, 67-50	» San Diego State closed the regular season against Wyoming for the first time in the MW era & is 31-11 vs. the Cowboys in San Diego.
Mountain West Championship (Thomas & Mack Center; Las Vegas, Nev.)		
M.9	Quarterfinal <small>(CBSN)</small> noon PT	» San Diego State is in search of its 7th MW tournament championship having won tourney titles in 2002, 2006, 2010, 2011, 2018, and 2021.
M.10	Semifinal <small>(CBSN)</small> 6:30 p.m PT	» SDSU is 39-17 all-time at the MW Championship, representing the best overall record in the event in league history.
M.11	Championship <small>(CBS)</small> 3 p.m. PT	» San Diego State has won a Mountain West-high 15 conference crowns (nine regular season, six tournament).

^ - Maui Jim Maui Invitational, Lahaina Civic Center, Lahaina, Maui; # - Jerry Colangelo Classic, Footprint Center, Phoenix, Ariz.; * - Mountain West game. All times local to the site. Games and times are subject to change.

trailing Gonzaga's 117-12 (90.7 percent), Houston's 112-20 (84.8 percent) and Baylor's 103-22 (82.4 percent), and ahead of Kansas' 108-24 (81.8 percent) record.

- San Diego State owns the sixth-best record in the nation, since the start of the 2009-10 campaign, 356-115 (.756), and is 157-90 (.636) road and neutral site contests in that time frame which is the eighth best in the nation (see boxes on page 8).
- SDSU head coach **Brian Dutcher** is in his sixth season as San Diego State's head coach and his 24th season on the Aztec sidelines. In his five-plus seasons as head coach, he has led the Aztecs to five conference titles, a 143-46 overall record and has already been named the national coach of the year and twice named Mountain West Conference Coach of the Year. Among first time head coaches who started in the 2017-18 season, Dutcher's 143 wins are the most in the nation.

THE AWARDS

- Senior guard **Matt Bradley** earned first-team all-conference honors in voting by the league's coaches and media that regularly cover the Mountain West. Bradley is averaging 13.0 points, 3.9 rebounds and 2.2 assists per game for the season and led the Aztecs in the regular season in points (390), points per game (13.0), field goal (138), field goal attempts (335), and 3-point field goal attempts (129). He was second in 3-point field goals (48), free throws (66) and free throw attempts (83), as well as third in assists (66) and fourth in steals (22).
- Senior forward **Nathan Mensah** earned his second straight Mountain West Conference Defensive Player of the Year honors from the coaches. In addition, he was named an all-defensive team member in both the coaches and media polls and was a third-team and honorable mention all-league designee from the coaches and media, respectively. Mensah finished the regular season the No. 2 shot blocker, No. 6 shot blocker and No. 10 rebounder in the league. He has 217 blocks in his career, second in program history and is the No. 10-ranked active shot blocker in Division I.
- Junior guard **Lamont Butler** earned inclusion on the All-Defensive Team and was a third-team all-league honors as voted on by the conference's coaches. He ranks fourth, 11th and 12th in the league in steals, averaging 1.63 per game, assists-to-turnover ratio at 1.61:1, and 3.27 assists, respectively.

MEDIA RELATIONS

MEDIA RELATIONS OFFICE

Fowler Athletics Center
5302 55th Street, Suite 3014
San Diego, CA 92182
Office: 619.594.5547
Fax: 619.582.6541

RICHARD STERN

Assistant Athletic Director - Media Relations

Coaching Staff & Student-Athlete Interviews
E-Mail: rstern@sdsu.edu
Office: 619.594.5548
Cell: 408.318.8111

JENNA MEYER

Media Relations Coordinator

E-Mail: jameyer@sdsu.edu
Office: 619.594.5547

SERIES VS. COLORADO STATE

Series: San Diego State leads, 50-43

Home (Viejas Arena)..... 30-14 (20-4)

Away (Moby Arena)..... 15-27 (15-27)

Neutral (Thomas & Mack Center).....5-2 (4-2)

SDSU as Top 25 Team..... 9-1 (H: 6-0, A: 2-1, N: 1-0)

vs. Top 25 CSU Team..... 2-1 (H: 1-0, A: 0-1, N: 1-0)

MWC Era..... San Diego State leads, 38-16

Dutcher vs. Colorado State 10-2 (H: 5-1, A: 4-1, N: 1-0)

Date	SD	CS	Location	Score
D.30.61			San Diego (PG) (KI)	L 57-72
J.13.79	*		Fort Collins	L 76-82
F.9.79	*		San Diego (SA)	W 90-83
J.3.80	*		San Diego (SA)	W 86-71
F.2.80	*		Fort Collins	L 66-68
J.5.81	*		San Diego (SA)	W 78-66
F.5.81	*		Fort Collins	W 53-51
J.23.82	*		Fort Collins	W 57-50
M.4.82	*		San Diego (SA)	W 68-62
J.27.83	*		San Diego (PG)	W 59-45
F.28.83	*		Fort Collins	L 55-70
F.4.84	*		Fort Collins	L 63-68
F.29.84	*		San Diego (PG)	L 59-61
F.7.85	*		San Diego (SA)	W 75-72
F.23.85	*		Fort Collins	L 72-78
J.4.86	*		San Diego (SA)	W 72-56
J.30.86	*		Fort Collins	L 72-75
J.10.87	*		Fort Collins	L 79-84
F.5.87	*		San Diego (SA)	L 62-64
J.22.88	*		Fort Collins	L 54-78
M.3.88	*		San Diego (SA)	L 59-76
J.5.89	*		San Diego (SA)	W 62-57
F.2.89	*		Fort Collins	L 47-67
F.18.90	*		San Diego (SA)	L 57-64
M.3.90	*		Fort Collins	L 45-62
J.12.91	*		Fort Collins	L 51-61
F.14.91	*		San Diego (SA)	L 50-67
J.30.92	*		Fort Collins	L 63-76
F.22.92	*		San Diego (SA) (d)	L 66-74
J.9.93	*		Fort Collins (d)	L 67-82
F.27.93	*		San Diego (PG) (d)	L 78-79
J.8.94	*		San Diego (PG)	L 60-74
F.24.94	*		Fort Collins	L 83-98
J.4.95	*		Fort Collins	L 64-80
M.4.95	*		San Diego (PG)	W 75-58
J.2.96	*		San Diego (SA)	W 87-67
F.29.96	*		Fort Collins	L 74-87
J.18.97	*		San Diego (PG)	ot-L 90-93
F.13.97	*		Fort Collins	L 74-87
J.27.00	*		Fort Collins	L 67-75
F.12.00	*		San Diego (CA)	L 46-74
F.5.01	*		Fort Collins	L 56-77
M.3.01	*		San Diego (CA)	W 78-73
J.19.02	*		San Diego (CA)	W 81-69
F.16.02	*		Fort Collins	W 75-63
F.1.03	*		San Diego (CA)	L 69-72
M.3.03	*		Fort Collins	L 89-102
J.24.04	*		Fort Collins	2ot-L 82-92
F.23.04	*		San Diego (CA)	W 72-64
J.24.05	*		San Diego (CA)	W 84-77
F.19.05	*		Fort Collins	ot-L 88-93
J.4.06	*		San Diego (CA)	W 83-75
F.4.06	*		Fort Collins	W 85-81
M.9.06	^N		Denver (QF)	W 64-52
J.13.07	*		San Diego (CA) (d)	W 81-76
F.10.07	*		Fort Collins (d)	W 81-66
M.8.07	^N		Las Vegas (QF)	L 64-69
J.29.08	*		Fort Collins (:20.9)	W 83-82
M.1.08	*		San Diego (CA)	W 86-62
J.31.09	*		Fort Collins	W 78-59
M.4.09	*		San Diego (CA)	W 68-59

- Senior guard **Darrion Trammell** and senior forward **Aguek Arop**, garnered honorable mention all-league honors from the media. Trammell, in his first season as an Aztec, paced the team in assists (63) in conference games, was second in steals (19), and tied for third on the team in scoring (7.8 ppg). In Mountain West Conference games, he ranked No. 4 in assist-to-turnover ratio and No. 10 in assists. Arop was the team's top field goal percentage shooter in Mountain West games (.605), No. 2 in blocks (13), and shot 80.0 percent from the line. What doesn't show up for Arop in any box score or stat sheet is all the little things he does that help the Aztecs win game... diving on the floor for loose balls, keeping plays alive on the glass, and being one of the team's most physical defenders.

HOW WE WIN

- Once again this season, San Diego State is tending as one of the nation's best in defense. For the entire season, according to KenPom, the Aztecs are 15th in 3-point percentage defense (29.8) and 34th in scoring defense (64.4), No. 53 in steals percentage (11.1), and 11th in adjusted defensive efficiency (94.0).
- San Diego State has won 86 of its last 93 games (86-7) when holding its opponent to less than 60 points.
- San Diego State has won 40 consecutive games when shooting 50 percent or better from the field.
- San Diego State is 74-4 the last 78 times it has outrebounded its opponent.
- San Diego State is 10-2 this season and 31-6 in his career when Adam Seiko hits multiple 3-pointers in a game.
- San Diego State is 20-3 in Keshad Johnson's career when he scores 10 or more points.
- San Diego State is 16-2 in Nathan Mensah's career when he reaches double figures in rebounds.

SAN DIEGO STATE'S RESUME

Below is a look at some highlights from San Diego State's NCAA tournament resume (through the games of March 6).

- The Aztecs have impressive metrics, including 16th in the NET (tops in the MWC), 15th in KenPom (tops in the MWC), 8th in T-Rank (tops in the MWC) and 33rd in Sagarin Rating (tops in the MWC).
- San Diego State has played the 10th toughest schedule in the nation based on its opponent's NET ranking.
- San Diego State has a 9-6 record in Quad 1 and Quad 2 games this year.
- San Diego State has quality wins, including a 20-point win over No. 27 Boise State (72-52), a 9-point win over No. 36 Nevada (74-65), a 10-point home win over No. 21 Utah State (85-75) and a 63-61 win at Utah State, a two-point win at No. 50 New Mexico (73-71), an 11-point neutral court win over No. 63 Ohio State (88-77), a pair of wins over No. 90 UNLV - 9-points (76-67 in Las Vegas and an 11-point (82-71) in San Diego, and a 7-point win over No. 84 Brigham Young (82-75).
- San Diego State has played the fewest number of Quad 4 games, two, in the nation. Only one program, other than San Diego State, has played less than three Quad 4 games No. 18 Arkansas.
- The Aztecs are 4-5 in Q1 games, but it is worth noting that only two of those nine games were played at home.
- San Diego State has lost only two true road games (NET No. 27 Boise State & No. 36 Nevada) and one home loss (No. 50 New Mexico).
- San Diego State has suffered three losses on a neutral floor (vs. NET No. 8 Saint Mary's, NET No.11 Arizona & NET No. 18 Arkansas).

WHAT HAPPENS IN LAS VEGAS...IS USUALLY GOOD FOR SAN DIEGO STATE

- Since the start of the 2008-09 campaign, San Diego State has 42 victories at Thomas & Mack Center. That is the most victories by any school in the nation in any venue in which they have not played a home game during that span. In second place is Villanova in Madison Square Garden with 36 victories.
- San Diego State is 13-1 in its last 14 games at UNLV (games played at Thomas & Mack Center).

ROAD (AND NEUTRAL) WARRIORS

With San Diego State playing its 15 road/neutral contest of the season, in its quarterfinal game of the Mountain West Championship, here are some road and neutral site facts about SDSU:

- Since the start of the 2009-10 season, San Diego State is 101-59 (.631) record in road games is the **fifth best in the nation**.
- Since the start of the 2009-10 season, San Diego State is 157-90 (.636) record in road/neutral games is the **eighth best in the nation**.
- Since the start of the 2009-10 season, San Diego State is 73-45 (.617) in road games against the Mountain West, **which leads the conference**.

KEYS TO VICTORY

- San Diego State is 19-3 this season when leading at the half. (SDSU is 186-24 (.886) in the last 210)
- San Diego State is 20-2 this season when leading with five minutes to play. (SDSU is 383-15 (.962) in the last 398)
- San Diego State 17-2 this season when scoring first. (SDSU is 217-56 (.795) in the last 273)
- San Diego State is 20-2 this season when it outrebounded its opponent. (SDSU is 246-38 (.866) in the last 284)
- San Diego State is 18-1 this season when it attempts more free throws than its opponent. (SDSU is 231-33 (.875) in the last 264)
- San Diego State is 19-1 this season when it shoots a higher field goal percentage. (SDSU is 282-18 (.940) in the last 300)
- San Diego State is 11-1 this season when its opponent shoots 40% or lower. (SDSU is 300-39 (.885) in the last 339)
- San Diego State is 11-0 this season when it holds its opponent to under 60 points. (SDSU is 86-7 (.925) in the last 93)
- San Diego State is 17-3 this season when it commits fewer turnovers than its opponent. (SDSU is 144-26 (.847) in the last 170)

STREAKS ON THE LINE FOR THE AZTECS ON THURSDAY

When the Aztecs play its quarterfinal game on Thursday here are some of the streaks that are on the line for SDSU:

- 40-game win streak when shooting 50.0 percent or better.
- 26-game win streak in games in which it scores between 80-89 points.
- 16-game win streak when it shoots a higher percentage than its opponent.
- **15-game win streak in MW tournament quarterfinal games.**
- 10-game win streak when holding its opponent to shooting 40.0 percent or less.
- 9-game win streak when holding its opponent less than 60 points.
- 8-game win streak when scoring first.
- 6-game win streak when wearing white uniforms.

99 WINS IN LESS THAN FOUR YEARS...AND MORE

Since the start of the 2019-20 season, San Diego State, through the games of March 4, has a 100-22 record.

- The 100 victories are the eighth most in four seasons in program history and its 82.0 percent winning percentage is the best for any Aztec team over a four-year period since the start of its Division I era (1970-71).
- In the five-plus seasons Brian Dutcher has been at the helm of the program, his 143 triumphs are the fourth most in program history and his 75.7-win percentage (143-46), is the best of any head coach in the 101 years of San Diego State basketball and the eighth best in the nation in that time frame.

DUTCHER KEEPS THE BALL ROLLING...AND ROLLING

Brian Dutcher is on The Mesa in now his 24th season, 18 of them as the top man on San Diego State Hall of Fame Head Coach Steve Fisher's bench. In that time, he's experienced 529 victories, 15 Mountain West titles and helped the Aztecs to 15 postseason tournaments, including 10 NCAA appearances and a pair of Sweet 16 berths (2011, 2014).

- Since his ascension to the top job, prior to the 2017-18 season, he has captured five Mountain West crowns and guided his team to the championship game in the league tournament each of his five years.
- In his inaugural campaign, in 2017-18, he was the only first-year Division I head coach to guide his team to the NCAA Tournament.
- He is the only head coach in program history to win at least 21 games in each of his first six seasons.
- His 119 wins in his first five seasons are a program record for victories in a coach's first five campaigns.
- His 143 wins to date are the most of any head coach who started at his current institution at the start of the 2017-18 season.

SAN DIEGO STATE VS. THE MOUNTAIN WEST CONFERENCE

- San Diego State is 426-312 vs. current members of the Mountain West Conference.
- The Aztecs are 97-95 away from home against members of the Mountain West since the start of the 1999-00 season. Of those 98 victories, 50 have come by 10 or more points.
- On its home floor, the SDSU has a 152-44 (77.6 percent) record against the Mountain West in league games, has won 19 of its last 21 league games and has outscored its opponents by 13.6 points per game in those contests.
- Overall San Diego State has won 57.7 percent (426-312) of its games against the current Mountain West teams (H: 248-91, A: 142-200, N: 36-21).

HOME COURT ADVANTAGE

San Diego State has advanced to the NCAA tournament 10 of the last 12 seasons in which a national championship has been crowned, and has an NIT national semifinalist appearance during that span as well. One reason for the success is that Viejas Arena is a very tough place for opponents. Since the start of the 2009-10 campaign, San Diego State has the seven-highest winning percentage in the country, amassing a 199-25 home record, winning 88.8 percent of its home games during that span.

In the midst of the 2022-23 season, here are a few of the categories to keep an eye on.

- In its last 235 home games, San Diego State has compiled a 209-26 mark (88.9 percent), including a 108-12 record (90.0 percent) in its last 120 home games against non-conference competition.
- Since the start of the 2002-03 season, San Diego State has a 145-30 (82.9 percent) home record against conference opponents.
- Since the start of the 2012-13 campaign, the Aztecs are 154-21 (88.0 percent) at home, including a 67-9 (88.2 percent) record in non-conference home contests during that stretch and 64-7 (90.1 percent) against non-top 25 non-conference foes.
- The Aztecs are 77-11 (87.5 percent) in their last 88 conference home games and 71-9 (88.8 percent) in their last 80 non-conference home games.

MORE HOME COOKING

- In the last 59 home games, San Diego State is 54-5, with an average scoring margin of +14.4 points in those victories. In 46 of those 59 home wins, the game was decided in the Aztecs' favor by at least nine points.
- The Aztecs current 13-game non-conference home court win streak, started on November 11, 2021, against UC Riverside, equals the sixth-longest in school history; a win streak that began on December 16, 2000 and ran to November 23, 2002.
- San Diego State is 65-6 in its last 71 home games dating back to January 1, 2019.
- The Aztecs are 47-5 in their 50 Mountain West Conference home games since January 24, 2018.
- San Diego State has never had an undefeated home season as a Division I program. The last time the Aztecs made it through the home portion of the schedule unscathed was 1966-67. That season, San Diego State went 16-0 at home en route to a 24-5 record. In the Division I era, SDSU has ended the home portion of its schedule with a single loss on seven occasions (1977-78, 2009-10, 2010-11, 2012-13, 2013-14, 2014-15 and 2019-20).

SWEET HOME CALIFORNIA

For the 2022-23 regular season, the Aztecs have won 17-of-18 contests in the state of California. Here is how important that is:

- Since the start of the 2010-11 season, San Diego State is 217-36 (.858) in games played in the state of California.
- Since the start of the 2010-11 season, San Diego State is 185-24 (.885) in games played in Viejas Arena.
- Since the inception of the Mountain West, San Diego State is 152-44 (.774) in league games played in Viejas Arena, which includes a 4-14 record in its first 18 league home games.

TOP-25 FACTS

- San Diego State opened the 2022-23 season ranked No. 19 in the Associated Press Top 25 Poll. It is the fourth time that SDSU has been included in the AP's preseason poll; all coming during the Dutcher/Fisher era and is the second highest ranking for the program in the initial poll of a year.
- The previous three occasions when San Diego State was ranked in the preseason poll by the AP voters was prior to the 2010-11 season when the Aztecs were initially No. 25; prior to the 2012-13 campaign, when SDSU was No. 20; and the most recent appearance before this year, was 2014-15 when the Scarlet and Black was No. 16, the program's highest ranking in the preseason poll.
- How important is the preseason ranking or what does it portend? The three previous Aztec teams which were ranked in the preseason AP poll, finished a combined 84-23, including a 44-3 mark in Viejas Arena. Each squad made at least the round of 32 in the NCAA tournament with the 2010-11 team reaching the Sweet 16 and finishing the season with a 34-3 record.
- San Diego State's longest consecutive streak of weeks ranked in the AP Top-25 is 22 straight (Dec. 2, 2013-to-Dec. 15, 2014).
- Entering this season, the Aztecs had appeared in the AP Poll for 88 weeks, and all have come since the start of the 2010-11 campaign.
- As of the Monday, March 6 poll, San Diego State's 100 appearances since the start of the 2010-11 campaign, are the most of any school

SERIES VS. COLORADO STATE (continued)

J.30.10		*Fort Collins	W	64-52
M.3.10		*San Diego (VA)	W	68-55
M.11.10		^N-Las Vegas (QF) (d)	W	72-71
F.2.11	7	*Fort Collins (:01.8)	W	56-54
M.5.11	9	*San Diego (VA)	W	66-48
J.28.12	13	*Fort Collins (d)	L	60-77
F.25.12	24	*San Diego (VA)	W	74-66
M.9.12	18	^N-Las Vegas (SF)	W	79-69
J.12.13	16	*San Diego (VA)	ot-W	79-72
F.13.13	24	*Fort Collins	L	60-66
J.1.14	21	*Fort Collins	W	71-61
F.1.14	5	*San Diego (VA) (d)	W	65-56
J.24.15		*Fort Collins	L	73-79
F.14.15		*San Diego (VA)	W	72-63
M.13.15		^N-Las Vegas (SF)	W	56-43
J.13.16		*Fort Collins	W	69-62
F.2.16		*San Diego (VA)	W	69-67
J.28.17		*San Diego (:03.8) (VA) (d)	L	77-78
F.25.17		*Fort Collins (:04.1)	L	55-56
M.10.17		^N-Las Vegas (SF)	L	63-71
J.2.18		*Fort Collins	W	77-68
J.24.18		*San Diego (VA)	W	97-78
F.12.19		*Fort Collins	W	71-60
D.4.19		*Fort Collins	W	79-57
F.25.20	5	*San Diego (VA)	W	66-60
J.2.21		*San Diego (VA)	L	67-70
J.4.21		*San Diego (VA)	W	78-65
J.8.22	20	*San Diego (VA) (d)	W	79-49
F.4.22		*Fort Collins	L	57-58
M.11.22	23	N-Las Vegas (SF)	W	63-58
J.18.23		*Fort Collins	ot-W	82-76
F.21.23	20	*SAN DIEGO (VA)	W	77-58

d - day; N - neutral site; PG - Peterson Gym; SA - Sports Arena; CA - Cox Arena; VA - Viejas Arena; QF - Quarterfinal; SF - Semifinal; KI - San Diego Kiwanis Christmas Tournament; * - conference game; ^ - conference tournament; 0:00 - Time remaining when winning shot was made in the final 10 seconds; The number under the team's initials is its AP ranking at game time.; - conference tournament

AZTECS VS. MOUNTAIN WEST

vs. CURRENT MEMBERSHIP

Record: 426-312 (H: 248-91, A: 142-200, N: 36-21)

Streak: W1 (last: M.4.23 vs. Wyoming)

	Overall	Home	Away	Neu.	Strk
	W-L	W-L	W-L	W-L	
Air Force	64-24	35-6	24-17	5-1	W8
Boise State	18-11	10-3	4-7	4-1	L1
Colorado State	50-43	30-14	15-27	5-2	W3
Fresno State	70-56	41-20	26-33	3-3	W8
Nevada	25-7	13-1	7-6	5-0	L1
New Mexico	44-49	28-14	13-30	3-5	W1
San Jose State	46-35	32-8	13-26	1-1	W10
UNLV	42-37	19-13	22-22	1-2	W5
Utah State	17-9	9-1	5-5	3-3	W3
Wyoming	50-41	31-11	13-27	6-3	W10
TOTAL	426-312	248-91	142-200	36-21	

2022-23 MW STANDINGS (regular season final)

	Conference			Overall		
	W	L	Pct.	W	L	Pct
San Diego St. (20/20)	15	3	.833	24	6	.800
Boise State (tv/rv)	13	5	.722	23	8	.742
Utah State (tv/rv)	13	5	.722	24	7	.774
Nevada	12	6	.667	22	9	.710
San Jose State	10	8	.556	19	12	.613
New Mexico	8	10	.444	21	10	.667
UNLV	7	11	.389	18	12	.600
Colorado State	6	12	.333	14	17	.452
Fresno State	6	12	.333	11	19	.367
Air Force	5	13	.278	14	17	.452
Wyoming	4	14	.222	9	21	.300

SERIES VS. FRESNO STATE

Series: San Diego State leads, 70-56

Home (Viejas Arena).....	41-20 (8-5)
Away (Save Mart Center)	26-33 (10-4)
Neutral (Thomas & Mack)	3-3 (2-2)

SDSU as Top 25 Team..... 8-0 (H: 2-0, A: 6-0)

vs. Top 25 Fresno Team

MWC Era

Dutcher vs. Fresno State..... 9-4 (H: 2-2, A: 5-2, N: 2-0)

Date	SD	FS	Location	Score
J.5.40	*	San Diego (AG)	W	42-29
J.6.40	*	San Diego (AG)	W	62-24
J.10.41	*	San Diego (AG)	W	45-31
J.11.41	*	San Diego (AG)	W	45-31
J.24.41	*	Fresno	W	46-39
J.25.41	*	Fresno	W	52-38
F.6.42	*	San Diego (AG)	W	36-35
F.7.42	*	San Diego (AG)	W	37-26
F.20.42	*	Fresno	L	30-59
F.21.42	*	Fresno	W	48-46
J.18.46		San Diego (AG)	W	48-29
J.19.46		San Diego (AG)	W	57-33
F.8.46		Fresno	W	38-33
F.9.46		Fresno	W	52-40
J.10.47	*	Fresno	W	51-29
F.14.47	*	San Diego (AG)	W	45-31
F.15.47	*	San Diego (AG)	L	35-37
F.6.48	*	San Diego (AG)	W	43-38
F.7.48	*	San Diego (AG)	W	57-47
F.27.48	*	Fresno	L	64-70
J.14.49	*	Fresno	W	63-54
F.25.49	*	San Diego (AG)	W	71-51
F.18.50	*	Fresno	L	55-61
F.25.50	*	San Diego (AG)	W	84-65
J.13.51	*	San Diego (AG)	W	69-52
J.27.51	*	Fresno	W	54-49
J.12.53	*	San Diego (AG)	W	71-56
M.2.53	*	Fresno	W	82-79
J.9.54	*	San Diego (AG)	W	66-51
J.30.54	*	Fresno	W	78-67
J.29.55	*	Fresno	W	73-56
F.11.55	*	San Diego (AG)	W	82-64
J.27.56		Fresno	W	96-88
J.28.56		Fresno	L	86-88
F.8.57	*	San Diego (AG)	L	78-83
F.9.57	*	San Diego (AG)	L	55-71
J.10.58	*	San Diego (AG)	ot-W	73-71
J.31.58	*	Fresno	L	65-93
M.4.58	^N	Los Angeles	ot-L	73-76
J.30.59	*	Fresno	L	59-73
F.20.59	*	San Diego (AG)	W	74-69
J.23.60	*	San Diego (AG)	L	57-61
J.29.60	*	Fresno	L	62-80
J.14.61	*	Fresno	L	53-54
F.18.61	*	San Diego (AG)	L	60-64
J.13.62	*	San Diego (PG)	L	65-77
F.17.62	*	Fresno	L	69-73
J.11.63	*	San Diego (PG)	ot-W	65-60
F.15.63	*	Fresno	L	56-64
J.11.64	*	Fresno	L	63-74
F.15.64	*	San Diego (PG)	L	61-68
J.16.65	*	San Diego (PG)	W	69-67
F.20.65	*	Fresno	L	72-90
J.14.66	*	Fresno	L	49-86
F.18.66	*	San Diego (PG)	W	69-66
J.14.67	*	San Diego (PG)	W	84-63
F.18.67	*	Fresno	L	62-76
J.12.68	*	Fresno	W	71-60
F.16.68	*	San Diego (PG)	W	86-70
J.11.69		San Diego (PG)	L	78-91
F.15.69		Fresno	L	69-87
J.30.70	*	San Diego (PG)	L	86-88
F.13.70	*	Fresno	L	91-100
J.30.71	*	Fresno	L	96-97
F.13.71	*	San Diego (PG)	W	106-95
F.4.72	*	San Diego (SA)	W	73-72
M.4.72	*	Fresno	W	90-80

in California. (See box in the left column of page 9)

- Prior to this season's ranking, the last time the Aztecs appeared in the AP poll was March 15, 2021, the final poll of the 2020-21 season, and the Aztecs were ranked No. 16.
- Since the start of the 2019-20 season San Diego State has appeared in the USA Today Coaches Poll 31 times, including this year's preseason ranking of No. 20.

OFF THE BENCH

San Diego State's bench is pacing at an elite level both nationally, among the Mountain West programs and among past Aztec teams.

- **San Diego State's bench scoring ranks No. 1 in the Mountain West and No. 19 in the nation following the games of March 6.**
- The Aztecs bench is averaging 26.9 points per game, 4.0 more than the 22.9 of the 2020-21 team's bench, the highest since the start of the 1999-00 season.
- SDSU's 12.8 rebounds from the bench are 1.2 more than the average of the 2015-16 reserves, the best in the Dutcher/Fisher era.
- In addition, the 2022-23 bench's, 8.8 defensive rebounds, 9.3 field goals, 3.1 three-pointers, 4.0 offensive rebounds, 74.9 free throw percentage, and 5.2 free throws are all currently single-season bests for the program, since the inception of the Mountain West (1999-00).
- The 2.3 steals rank third for the bench since the start of the Dutcher/Fisher era.
- The Aztec bench has outscored its opponents bench 807-to-491 (26.8-to-16.4 points per game).
- **San Diego State's bench has matched or outscored its opponents bench in 26 of the team's 30 games and in those 26 games, SDSU has come away with 21 wins (21-5).**

SEIKO...EN FUEGO VS. UTAH STATE

Senior Adam Seiko missed the team's game at Air Force on January 21, but came to Viejas ready to go from the moment he stepped on the floor for the Aztecs game against Utah State on January 25.

- He checked into the game with 15:01 on the clock, took 1:06 to get acclimated and then erupted on the Aggies.
- He hit six straight 3-pointers in the first half (6-of-6) and then when he initially entered the game in the second half, knocked down his first attempt. That's a 7-of-7 start from the bonus distance.
- His seven threes equal the program record for a player coming off the bench (also: David Abramowitz, Feb. 10, 2000 vs. Utah) and was one off the program record for a game which has been achieved four times, most recently by Jordan Schakel dropped eight on Colorado State on January 4, 2021.

SEIKO THE ALL-TIME WINNER AT SAN DIEGO STATE AND IN THE MOUNTAIN WEST

Senior guard **Adam Seiko** has placed himself in a class of his own when it comes to winning. The Boston, Mass., native, at the end of the 2022-23 regular season, owns

- Seiko won his 56th Mountain West game at Colorado State on January 18, which established a new career high for both San Diego State and the Mountain West.
- **Following the Wyoming victory on March 4, Seiko finished his career of Mountain West games with 65 wins, which are 10 more than any other player in league and program history.**
- San Diego State has seven of the top-10 players on the all-time league games won list.
- The only non-Aztecs among the top-10 of the most Mountain West wins are Justin Bean (Utah State), Max Rice and Chandler Hutchinson (Boise State).
- Current SDSU players Nathan Mensah (55 wins), Aguek Arop (54 wins) and Keshad Johnson (48 wins) are ranked T-No. 2, No. 5 and T-No. 12 on the league's all-time win list, respectively.
- **With the team's Wyoming victory on March 4, Seiko matched Jimmer Ferdette for the most overall wins (112) for a player in the Mountain West and can move into the No. 1 spot with one more victory.**

MENSAH SWATS HIS WAY TO HISTORY

Senior forward **Nathan Mensah**, the two-time reigning Mountain West Defensive Player of the Year, cemented his place in Aztec history in SDSU's 82-76 overtime victory on Jan. 18, 2023, at Colorado State.

- The Accra, Ghana native reached 200 blocked shots for his career, achieving the final milestone of a three-part record. He became the second Aztec in the 102 years of the program to score at least 800 points, grab at least 700 rebounds and block at least 200 shots. He joined Leonard Allen, who accomplished the triumvirate during his career from 1982-1985, as the only two SDSU players to reach all three milestones.
- Mensah enters the Mountain West tournament quarterfinal game with 930 career points, 840 rebounds (No. 3 on the program's career list) and 217 blocked shots (No. 2 on the program's career list).

ALL SCHEDULES AND RECORDS ARE NOT THE SAME

At the conclusion of the regular season, San Diego State, 23-6 in games against Division I opponents, has played the 10th most difficult schedule in the nation, based on its opponent's NET rank.

- Of the 363 schools that are competing at the Division I level, the Aztecs have played just two game (2-0) against Quad 4 opponents. That is tied with Arkansas for the fewest of any team in the nation. SDSU has played 6.6 percent of its schedule against Quad 4 teams.
- Of the 15 teams ahead of the Aztecs in the NET, through the games of March 6, there is one that is close to the Aztecs' two (2) Quad 4 game: No. 2 Alabama which has played three (3-0).
- Houston (29-2), which is No. 1 in the NET, has feasted on Quad 4 teams with a gaudy 10-0 record. Those 10 wins account for 32.2 percent of the team's Division I games (32). Florida Atlantic (26-3), No. 15 in the NET, has tested itself in nearly half its DI schedule (13-of-29), against Quad 4 teams.

So all schedules and records are not the same.

WELCOME BACK MATT

Senior **Matt Bradley** is one of the nation's elite scoring guards. In 2021-22 he was one of six players in the nation to average 16.9 points and 5.4 rebounds, while shooting 43.8 percent from the floor, 40.1 percent from the bonus distance, 77.9 percent from the line. In addition, he was one of two players in 2021-22, who in a minimum of 15 home games, averaged 18.2 points while shooting at least 48.2 percent from the floor (with a minimum of 195 shot attempts) and 46.4 percent (on a minimum of 69 3-point attempts)...and is the only Division I player who has returned in 2022-23 with those stats.

- In the team's first eight games, he averaged 8.8 points on 15-of-52 FG (28.8 percent), with 3.4 rebounds and 1.0 assist.

- Since then, in the last 22 games, he is averaging 13.6 points on 106-of-247 FG (42.9 percent), including 38-of-97 3PTG (39.2 percent), with 3.7 rebounds and 2.3 assists and tallied his first double double of the season (17 points and 10 rebounds vs. Nevada - 1/10/23) and second as an Aztec.
- For his career, Bradley is a 15.1 points per game scorer on 43.1 percent shooting with 4.5 rebounds and 2.0 assists per game.

MORE ON BRADLEY

Senior **Matt Bradley** finished the team's game against Air Force (12/28) with a season-high 27 points on 9-of-12 shooting, including 6-of-7 from beyond the arc, 3-of-5 from the charity stripe and added three rebounds, an assist, a steal and did not turn the ball over in 31 minutes of action. He is the eighth Aztec, since at least the start of the 1996-97 season, to enjoy a game of at least 25 points without a turnover and is the first to do so since Jeremy Hemsley (2016-19) scored 30 points in 33 minutes at Nevada without a turnover on January 4, 2017. The other Aztecs to accomplish those minimums are:

- Xavier Thames (January 25, 2014, at Utah State) 31 points, zero turnovers in 39 minutes.
- Xavier Thames (January 15, 2014, vs. Fresno State) 28 points, zero turnovers in 34 minutes.
- Chase Tapley (December 22, 2012, vs. San Francisco) 33 points, zero turnovers in 35 minutes.
- Brandon Heath (January 24, 2004, vs. Colorado State) 26 points, zero turnovers in 43 minutes.
- Aerick Sanders (December 31, 2003, vs. Portland) 34 points, zero turnovers in 40 minutes.
- Evan Burns (February 24, 2003, vs. New Mexico) 31 points, zero turnovers in 34 minutes.
- Jason Richey (December 2, 1997, vs. Oregon) 25 points, zero turnovers in 38 minutes.

TO 2,000 POINTS...AND BEYOND

Senior **Matt Bradley** emerged from the UNLV game (12/31) the eighth active player in Division I to score 2,000 career points.

- The product of San Bernardino, Calif., enters the Mountain West quarterfinal round with 2,221 points, No. 10 among active players, and is one of 13 current players who have reached the 2,200-point milestone.
- Among the group of 13, there are nine players who stand 6-4 or shorter, Bradley among them. Within that group he reached the milestone in the second fewest field goal attempts (1,716) and overall has grabbed the most rebounds (662).
- **San Diego State will play a minimum of two more games this season, if he scores at his career average (15.1 points per game), he will add 30 more points and would complete his college career with 2,251 points.**

CALIFORNIA DREAMIN' FOR SDSU...CALIFORNIA NIGHTMARE FOR IN-STATE OPPONENTS

- Since the start of the Coach Dutcher/Fisher era (1999-2000), the Aztecs are 132-35 (.790) against 24 of the other 25 current Division I schools in California (SDSU has not played Cal Baptist), and have a winning record against all but four of those 24 opponents.
 - In the last 96 home games against those same 24 opponents, and starting in 1999-2000, San Diego State is 87-11 (.888).
 - In program history against the 24 schools, the Aztecs are 466-325 (.589) overall.
- San Diego State opened the 2022-23 season hosting an in-state foe in Cal State Fullerton and improved to 23-10 against the Titans in the all-time series. The Aztecs won at Stanford, 74-62, to capture its first win against the Cardinal in five tries and downed UC Irvine 72-69. SDSU fell 61-68 to Saint Mary's in the Jerry Colangelo Classic at Phoenix, won 62-46 over UC San Diego, and 72-51 against San Jose State. SDSU won (45-43) at in-state Division I opponents Fresno State on February 15 at the Save Mart Center.

SIX IS ENOUGH

When San Diego State defeated Air Force 70-60 on January 21, it marked the third time since the start of the 2017-18 season the SDSU recorded six or fewer assists in a Mountain West game. SDSU is 2-1 in those three games.

- Since the start of the 2009-10 campaign, the Aztecs are 10-6 in league games when they have tallied no more than six assists in a game.
- Since the start of the Mountain West era (1999-00), the Aztecs have totaled six or fewer assists in a league game 24 times and earned 11 victories in those games.
- The fewest assists San Diego State has recorded and earned a win in a league game was four against Fresno State (58-47) on January 27, 2015.
- Overall, since at least the start of the 1996-97 season, the fewest assists San Diego State has recorded in a win are four. The Aztecs have done it three times; the aforementioned Fresno State game, vs. No. 25 Utah (53-49) on November 18, 2014, and vs. Wyoming (69-64 in overtime) on March 11, 2006.

SERIES HISTORY VS. COLORADO STATE

If the teams meet on Thursday, it will be the 94th meeting between Colorado State and San Diego State with the Aztecs owning a 50-43 advantage in the series, including a 37-16 lead in the Mountain West era.

- The Aztecs once trailed the series, 12-29, (SDSU is 38-14 since that time) and the last time the series was last tied was in 2017-18 (41-41).
- The Aztecs are 30-14 at home against the Rams, including 20-4 in Viejas Arena, and have a 17-2 home record against CSU since the start of the 2002-03 season.
- SDSU has won 28 of the last 35 regular-season matchups and 20 of the last 24 in Viejas Arena, since the inception of the Mountain West.
- In seven Mountain West tournament games, San Diego State has won five of seven games (5-2) with three of the Aztecs five wins coming by 10 or more points. SDSU has shot 43.8 percent from the field (171-of-390) and has a 4.0 point per game advantage.
- San Diego State's two longest winning streaks against Colorado State are a nine-game run from Jan. 29, 2008 to March 5, 2011 & a five-game streak which started on Jan. 2, 2018 and was snapped on Jan. 2, 2021.
- Nineteen of the last 25 meetings between the teams have been decided by 11 points or less (the outliers came in 2015 in Las Vegas when the game was decided by 13 points, SDSU's 19-point win at home in 2017-18, the Aztecs 22-point victory on Dec. 4, 2019, a 13-point triumph on Jan. 4, 2021, a 30-point dismantling on Jan. 8, 2022 and a 19-point victory in the last meeting on Feb. 21, 2023).
- SDSU has held Colorado State below 50 percent from the field in each of the last 36 encounters (CSU shot 50.9 percent on March 8, 2007).
- When SDSU shot 55.6 percent from the field on Jan. 24, 2018, 51.9 percent on Feb. 12, 2019 and 55.8 percent on Jan. 4, 2021, it marked the only times either team shot 50 percent or better from the field in any of the last 28 meetings.
- In the last 36 meetings (28 of which have been won by SDSU), Colorado State has shot 41.1 percent from the field (819-of-1,993).
- San Diego State has 10 turnovers or less in 14 of the last 27 meetings (282 total; 10.4/g).
- The Aztecs have hosted Colorado State five times in its Mountain West home opener and are 4-1 in those games. (81-69 on Jan. 19, 2002, 83-75 on Jan. 4, 2006, 79-72 in overtime on Jan. 12, 2013, 67-70 on Jan. 2, 2021 & 79-49 on Jan. 8, 2022).

SERIES VS. FRESNO STATE (continued)

J.13.73		*Fresno	W	79-71
M.3.73		*San Diego (SA)	W	76-75
J.19.74		*San Diego (PG)	W	57-56
F.16.74		*Fresno	W	80-78
J.30.75		*San Diego (PG)	W	73-60
M.2.75		*Fresno (d)	L	64-68
J.31.76		*San Diego (PG)	W	103-84
F.26.76		*Fresno	L	82-87
J.27.77		*Fresno	L	61-77
F.19.77		*San Diego (PG)	W	80-58
M.2.77		^San Diego (PG) (1R)	W	51-41
J.21.78		*Fresno	L	49-59
F.16.78		*San Diego (SA)	W	45-41
D.28.85		San Diego (SA) (HB)	L	49-61
J.30.93		*San Diego (PG) (d)	L	67-72
F.6.93		*Fresno	L	70-78
J.27.94		*Fresno	L	59-76
F.3.94		*San Diego (PG)	L	79-93
J.21.95		*San Diego (PG)	L	65-69
F.11.95		*Fresno	L	58-66
M.8.95		^N-Albuquerque (1R)	W	71-57
J.18.96		*Fresno	L	67-79
F.8.96		*San Diego (SA)	ot-L	89-99
J.30.97		*Fresno	L	71-87
M.1.97		*San Diego (SA) (d)	L	92-103
J.31.98		*San Diego (CA)	L	94-97
F.26.98		*Fresno	L	70-86
M.5.98		^N-Las Vegas (QF)	L	57-92
J.28.99		*Fresno	L	80-101
F.25.99		*San Diego (CA)	L	84-95
N.27.00		Fresno	L	62-70
D.8.01	21	San Diego (CA)	W	93-78
N.11.07		Fresno (d) (WV)	W	89-72
N.22.08		San Diego (CA) (d)	W	80-56
N.23.09		Fresno (WV)	W	62-58
J.9.13	16	*Fresno	W	65-62
F.9.13		*San Diego (VA) (d)	W	75-53
J.15.14	10	*San Diego (VA)	W	68-60
M.1.14	13	*Fresno	W	82-67
J.3.15		*Fresno	L	57-59
J.27.15		*San Diego (VA)	W	58-47
J.19.16		*San Diego (VA)	ot-W	73-67
F.10.16		*Fresno	L	57-58
M.12.16		^N-Las Vegas (CH) (d)	L	63-68
F.4.17		*Fresno (d)	W	70-67
F.22.17		*San Diego (VA)	L	55-63
J.17.18		*San Diego (VA)	L	73-77
F.6.18		*Fresno	L	61-79
M.8.18		^N-Las Vegas (QF) (d)	W	64-52
J.22.19		*Fresno	L	62-66
M.6.19		*San Diego (VA)	L	74-76
J.1.20	13	*San Diego (VA) (d)	W	61-52
J.14.20	7	*Fresno	W	64-55
F.18.21	25	*Fresno	W	67-53
F.20.21	25	*Fresno	W	75-57
F.19.22		*Fresno	W	61-44
M.3.22		*San Diego (VA)	2ot-W	65-64
M.10.22		^N-Las Vegas (QF)	W	53-46
F.15.23		*Fresno	W	45-43

d - day; AG - Aztec Gym; PG - Peterson Gym; SA - Sports Arena; CA - Cox Arena; WA - Viejas Arena; HB - Holiday Bowl Classic; WV - World Vision Classic; QF - Quarterfinal; CH - Championship; N - Neutral site; 1R - First Round; * - conference game

BEST OF THE BEST...OF THE BEST

Below is a look at the best records since the start of the 2009-10 campaign. (through the games of March 6)

Rk.	Team	W	L	Pct.
1.	Gonzaga	421	68	.861
2.	Kansas	412	90	.821
3.	Duke	392	102	.794
4.	Kentucky	386	111	.777
5.	Saint Mary's	354	111	.761
6.	San Diego State	356	115	.756
7.	Arizona	360	119	.752
8.	Wichita State	350	117	.749
9.	Villanova	358	121	.747
10.	Belmont	342	117	.745

BEST HOME RECORDS

Below is a look at the best home records in the nation since the start of the 2009-10 campaign. (through the games of March 6)

Rk.	Team	W	L	Pct.
1.	Kansas	222	13	.945
2.	Gonzaga	207	14	.937
3.	Kentucky	220	21	.913
4.	Belmont	172	17	.910
5.	Duke	209	21	.909
6.	South Dakota State	170	19	.899
7.	San Diego State	199	25	.888
8.	Arizona	207	29	.877
9.	Murray State	182	26	.875
10.	Stephen F. Austin	186	27	.873

BEST ROAD RECORDS

Below is a look at the best road records in the nation since the start of the 2009-10 campaign. (through the games of March 6)

Rk.	Team	W	L	Pct.
1.	Gonzaga	112	25	.818
2.	Wichita State	108	46	.701
3.	Saint Mary's	97	44	.688
4.	Kansas	98	50	.662
5.	San Diego State	101	59	.631
6.	Vermont	136	80	.630
7.	Villanova	106	63	.627
8.	Belmont	135	81	.625
9.	VCU	100	61	.621
10.	Arizona	91	59	.607

BEST ROAD & NEUTRAL RECORDS

Below is a look at the best road and neutral records in the nation since the start of the 2009-10 campaign. (through the games of March 6)

Rk.	Team	W	L	Pct.
1.	Gonzaga	214	54	.799
2.	Kansas	190	77	.712
3.	Duke	183	81	.693
4.	Villanova	183	91	.668
5.	Wichita State	157	82	.657
6.	Kentucky	166	90	.648
7.	Saint Mary's	141	80	.638
8.	San Diego State	157	90	.636
9.	Virginia	146	85	.632
10.	Arizona	153	90	.630
	Belmont	170	100	.630

- All-time series meetings against Colorado State can be found in the columns on page four and five.
- Career stats of current San Diego State student-athletes against the Rams are located below.

Player	Record	GP	GS	Min.-Avg.	FG-A	Pct.	3FG-A	Pct.	FT-A	Pct.	OR	DR	TR	RPG	Asst.	TO	Blk.	Stl.	Pts.	PPG
Matt Bradley	4-1	5	5	143-28.6	28-65	.431	12-24	.500	17-19	.895	6	17	23	4.6	11	10	2	4	85	17.0
Micah Parrish	2-0	2	0	49-24.5	9-13	.692	6-8	.750	3-5	.600	4	3	7	3.5	1	2	0	5	27	13.5
Darrion Trammell	2-0	2	2	61-30.5	8-19	.421	1-8	.125	5-7	.714	0	5	5	2.5	11	6	0	3	22	11.0
Jaedon LeDee	2-0	2	0	37-17.0	6-11	.545	0-1	.000	6-9	.667	4	8	12	6.0	2	1	0	1	18	9.0
Lamont Butler	5-2	7	5	149-21.3	21-48	.438	5-15	.333	14-15	.933	5	13	18	2.6	14	10	1	13	61	8.7
Nathan Mensah	7-2	9	9	205-22.8	21-36	.583	0-0	.000	8-16	.500	19	30	49	5.4	6	5	13	6	50	5.6
Aguek Arop	8-1	9	0	144-16.0	20-37	.541	1-4	.250	8-13	.615	12	13	25	2.8	6	11	5	8	49	5.4
Adam Seiko	6-2	8	2	162-20.3	10-33	.303	9-28	.321	8-12	.667	1	15	16	2.0	13	10	0	2	37	4.6
Keshad Johnson	4-2	6	5	113-18.8	7-21	.333	0-6	.000	10-18	.556	13	15	28	4.7	4	6	3	5	24	4.0
Jared Barnett	2-0	2	0	3-1.5	0-1	.000	0-1	.000	0-0	.000	0	1	1	0.5	0	0	0	0	0	0.0
Cade Alger	1-0	1	0	2-2.0	0-0	.000	0-0	.000	0-0	.000	0	1	1	1.0	0	0	0	0	0	0.0
Triston Broughton	1-0	1	0	1-1.0	0-0	.000	0-0	.000	0-0	.000	0	0	0	0.0	0	0	0	0	0	0.0
Tyler Broughton	1-0	1	0	1-1.0	0-1	.000	0-1	.000	0-0	.000	0	0	0	0.0	0	0	0	0	0	0.0
Elijah Saunders	1-0	1	0	2-2.0	0-0	.000	0-0	.000	0-0	.000	1	0	1	1.0	0	0	0	1	0	0.0

LAST TIME VERSUS COLORADO STATE

No. 22 San Diego State 77, Colorado State 58

February 21, 2023 | Steve Fisher Court at Viejas Arena | San Diego, Calif. | Attn: 12,414

SAN DIEGO - Jaedon LeDee scored 14 points and Matt Bradley scored 10 of his 13 in the first four minutes of the second half for No. 22 San Diego State, which overwhelmed Colorado State 77-58 Tuesday night for its fifth straight win.

Bradley, SDSU's leading scorer, was whacked on top of the left hand taking a shot and was subbed out during a timeout with 7:47 left and the Aztecs leading 69-48. He returned with 4:55 to go but didn't play the final two minutes.

"I didn't want to risk playing him any more with the lead we had so I pulled him out," said coach Brian Dutcher, who added that Bradley had a knot on his hand.

Micah Parrish added 12 and Lamont Butler and Darrion Trammell had 11 each for SDSU (22-5, 13-2 Mountain West), which solidified its lead in the conference race. The Aztecs have won nine of their last 10 games dating to an 82-76 overtime win at Colorado State on Jan. 18.

John Tonje scored 18 and Isaiah Rivera 15 for the Rams (12-16, 4-11), who have lost seven of nine.

"That was a good, hard-fought win and I was nervous about it," Dutcher said. "They're very dangerous offensively. I still have memories of Tonje hitting a corner 3 on Jordan Schakel to win the game against us not so many years ago here. If you don't learn from the past you can repeat it and we were ready to play."

The Aztecs forced 16 turnovers and held The Rams to just 3 3-pointers, on 14 attempts. They made 11 of 29 in the first game between the teams this year.

"I think our defensive pressure caused some issues," Dutcher said. "I just feel like we're a hard team to beat if you don't make a lot of 3s because we're hard to score on around the basket. Tough twos are a hard way to win a game in the half court. I'm proud of our effort and I think we're getting better. That's the key to Aztec basketball."

The Aztecs used their trademark tough defense to take a 41-26 lead at halftime, when Bradley had just three points. But the senior guard got hot right away in the second half, hitting a 3-pointer, a jumper, a layup and another 3-pointer that gave the Aztecs a 52-32 lead and forced the Rams to call time out.

Bradley's only points in the first half came in a 3-point play less than four minutes in. Lamont Butler also converted a 3-point play and Darrion Trammell hit a 3-pointer to help the Aztecs start to pull away.

But it was the Aztecs' defense that stood out. They forced a shot-clock violation and a 10-second violation early on, and the Rams had 10 turnovers in the first half.

BIG PICTURE

Colorado State: The Rams were coming off a thrilling finish at Fresno State, when they outscored the Bulldogs 12-2 in the final 1:30 to win 60-57. The Aztecs scored only 45 points in beating the Bulldogs by two points three nights earlier.

San Diego State: The Aztecs have beaten the Rams 10 times in the last 12 games overall and 10 of the last 12 times at Viejas Arena. ... Fifth-year senior guard Adam Seiko has 110 career wins, the most in program history.

SERIES HISTORY VS. FRESNO STATE

- If the teams meet on Thursday, it will be the 126th meeting between Fresno State and San Diego State with the Aztecs owning a 70-56 advantage in the series.
- Since 2013, when Fresno State joined the Mountain West, San Diego State has won 16 of the 24 meetings (16-8) with the Bulldogs.
- Since the 2007-08 campaign, in games played in Fresno, San Diego State has won 10 of the 14 games (10-4) against Fresno State.
- Brian Dutcher has been on the Aztec sideline for the last 13 games against the Bulldogs and is 9-4 against Fresno State.
- Since Justin Hutson took the helm at Fresno State, the Aztecs are 8-2 and have an average margin of victory of 7.1 points per game and San Diego State has shot .441 (226-of-513) from the field.
- Seven of the last 12 meetings between San Diego State and Fresno State, at the Save Mart Center, have been decided by 10 points or less and in those games the Aztecs are 8-4.
- In the Mountain West tournament, the Aztecs and Bulldogs have met three times with Fresno State earning a win in the 2016 championship game (68-63) and SDSU downing them in the quarterfinal in 2018 (64-52) and the 2022 tournament (53-46).
- All-time series meetings against Fresno State can be found in the columns on page six and seven.
- Career stats of current San Diego State student-athletes against the Bulldogs are located below:

Player	Record	GP	GS	Min.-Avg.	FG-A	Pct.	3FG-A	Pct.	FT-A	Pct.	OR	DR	TR	RPG	Asst.	TO	Blk.	Stl.	Pts.	PPG
Matt Bradley	5-1	6	5	184-30.7	26-67	.388	8-24	.333	15-21	.714	2	29	31	5.2	14	14	2	8	75	12.5
Keshad Johnson	6-0	6	4	144-24.0	15-28	.536	2-9	.222	7-10	.700	3	23	26	4.3	2	6	5	1	39	6.5
Micah Parrish	1-0	1	0	19-19.0	2-8	.250	2-3	.667	0-0	.000	0	3	3	3.0	0	1	0	0	6	6.0
Jaedon LeDee	1-0	1	0	12-12.0	1-6	.167	0-0	.000	4-6	.667	3	2	5	5.0	0	1	0	0	6	6.0
Nathan Mensah	6-2	8	8	162-20.3	17-35	.486	0-1	.000	8-14	.571	13	26	39	4.9	5	7	18	4	42	5.3
Darrion Trammell	1-0	1	1	26-26.0	2-6	.333	0-1	.000	0-0	.000	0	1	1	1.0	2	0	0	3	4	4.0
Lamont Butler	6-0	6	4	133-22.2	7-28	.250	1-12	.083	6-13	.462	0	9	9	1.5	11	6	0	6	21	3.5

Adam Seiko	8-2	10	0	159-15.9	8-18	.444	8-16	.500	2-2	1.000	0	11	11	1.1	5	5	0	0	26	2.6
Aguek Arop	6-2	8	0	85-10.6	6-13	.462	0-0	.000	3-4	.750	8	5	13	1.6	4	7	2	3	15	1.9

LAST TIME VERSUS FRESNO STATE

No. 21 San Diego State 45, Fresno State 43

February 15, 2023 | Save Mart Center | Fresno, Calif. | Attn: 7,012

FRESNO, Calif. -- Matt Bradley scored 10 points and No. 21 San Diego State slipped past Fresno State 45-43 on Wednesday night.

San Diego State (21-5, 12-2 Mountain West Conference) has won four in a row and eight of nine overall, extending its win streak against the Bulldogs to eight games.

"I told the guys I don't care what anybody says, it was a beautiful win," San Diego State coach Brian Dutcher said. "We find a way to win. That's it."

Nathan Mensah had eight points, eight rebounds and four blocks for SDSU, and Keshad Johnson added seven points and eight boards.

Isaiah Hill converted a three-point play and Anthony Holland made a 3-pointer before Jemarl Baker Jr. hit a turnaround jumper to cap an 8-0 run that gave Fresno State a 41-40 lead with 4:51 to play.

Darrion Trammell answered with a layup about a minute later and Jaedon LeDee hit one of two free throws to put SDSU ahead by two.

Hill made a layup that tied it 43-all with 2:42 remaining, but Fresno State went 0 for 6 from the field the rest of the way. LeDee sank one of two free throws with 2:07 left to give the Aztecs a 44-43 lead, and Mensah added a foul shot with six seconds to go. Hill missed a shot for the Bulldogs as time expired.

"I couldn't be more proud of our effort, how we hung together," Dutcher said.

"Sometimes when things aren't going well, teams will crumble. They'll separate. They'll get frustrated. And we just stay singularly focused on trying to win the game."

Hill led Fresno State (9-16, 5-9) with 16 points and Eduardo Andre had 10 points, nine rebounds, two blocks and two steals.

The Bulldogs shot 31% (17 of 55) from the field and went just 2 of 25 from 3-point range.

Hill scored 11 points and Andre added eight points with five rebounds in the first half as Fresno State took a 25-23 lead into the break despite shooting 1 of 10 from 3-point distance and committing 10 turnovers.

Fresno State shot 6 of 28 (21.4%) from the field and scored just 18 points in the second half on its way to its lowest-scoring output of the season.

"Eighteen points we gave them in the second half," Dutcher said, "and it was just enough to get a victory."

San Diego State is 9-0 this season when holding its opponent under 60 points.

PLAYER TIDBITS

Senior Guard **Matt Bradley**

2022-23: 13.0 points, 3.9 rebounds, 2.2 assists, 41.2 FG%, 37.2 3FG%, 79.5 FT%

Career: 15.1 points, 4.5 rebounds, 2.0 assists, 43.1 FG%, 39.6 3FG%, 81.4 FT%

2022-23 - 1st-team Mountain West, Mountain West Player of the Week (Jan. 2 & Feb. 13)

2021-22 - 2nd-team NABC All District 17, MW Newcomer of the Year, 1st-team All-Mountain West

- **No. 10 active scorer in nation (2,221 career points).**
- **In 6 career games vs. Fresno State (5-1), is shooting 38.8 percent (26-of-67 FG) and averages 12.5 points, 5.2 rebounds & 2.3 assists.**
- **In 5 career games vs. Colorado State (4-1), is shooting 43.1 percent (28-of-65 FG), 50.0 percent from distance (12-of-24) and is averaging 17.0 points, 4.6 rebounds and 2.2 assists.**
- **In 35 career MW games averages 17.0 points on 45.0 percent shooting, including 45.6 percent from distance w/ 4.6 rebs, & 2.6 assists.**
- **Is one of two active players, who began their career in 2018-19, with 2,221 career points, 660 rebounds and 300 assists (also: Taevion Kinsey of Marshall).**
- **Is utilizing the extra year of eligibility offered by the NCAA due to the COVID-19 pandemic.**
- **The only active player in Division I, whose first collegiate season was in 2018-19, who has at least 2,221 points, 660 rebounds and has shot at least .430 from both the field and at least .395 from 3-point range.**
- **As an Aztec, when he shoots at least .400 from the floor, overall SDSU is 29-5 and when he does it at home, SDSU is 20-0.**
- **In the last 22 games, he is averaging 13.8 points on 103-of-240 FG (42.9 percent), including 37-of-95 3PFG (38.9 percent), with 3.9 rebounds and 2.3 assists vs. 36.4 percent (32-of-88), including 31.3 percent from distance (10-of-32) in the season's first eight contests.**
- **With 27 points & zero turnovers against Air Force, he is the eighth Aztec since at least the start of the 1996-97 season to total at least 25 points without suffering a turnover in a game.**
- **In 2021-22, was one of nine players in the nation and the second Aztec since the start of the 1996-97 season, to shoot at least 43.8 percent from the field (minimum 425 shots attempts), 40.1 percent from the bonus distance (minimum 142 shot attempts).**
- **One of three Aztecs to start all 32 games and played at least 30 minutes in 23 contests last year.**
- **One of six players in the nation to average 16.9 points and 5.4 rebounds, while shooting 43.8 percent from the floor, 40.1 percent from the bonus distance, 77.9 percent from the line in 2021-22.**
- **Last season was one of two players in the nation, who in a minimum of 15 home games, averaged 18.2 points while shooting at least 48.2 percent from the floor (with a minimum of 195 shot attempts) and 46.4 percent (on a minimum of 69 3-point attempts)... and is the only Division I player returning in 2022-23 with those stats.**
- **In 2020-21 at Cal, was one of just five players in Division I to average 18.0 points per game, while shooting at least .455 from the field, .364 from the bonus distance, a minimum of .821 from the line, and grabbing 4.6 rebounds per game.**

Senior Guard **Darrion Trammell**

2022-23: 9.8 points, 2.1 rebs, 3.6 assists, 35.5 FG%, 31.1 3FG%, 75.6 FT%

Career: 15.6 points, 3.2 rebounds, 4.6 assists, 39.4 FG%, 33.5 3FG%, 82.4 FT%

2022-23 - Preseason Mountain West Newcomer of the Year, MW Player of the Week (Nov. 14)

2021-22 - 1st-team NABC All District 6, 1st-team All-WAC, WAC All-Defensive Team, WAC All-Tournament Team

- **Can play both point and shooting guard, score from all three levels & in 83 career games, has 62 in which he has scored at least 10 points and his team is 42-20 in those contests.**
- **In 1 career game vs. Fresno State (1-0), is shooting 33.3 percent (2-of-6 FG) and averages 4.0 points, 2.0 assists & 1.0 rebounds.**
- **In 2 career games vs. Colorado State (2-0), is shooting 42.1 percent (8-of-19 FG) and is averaging 11.0 points, 5.5 assists and 2.5 rebounds.**
- **Versus Cal State Fullerton (11/7) became the first Aztec to shoot at least .857 (6-of-7 FG), with a minimum six made field goals, in an**

AZTEC COACHING STAFF

HEAD COACH

BRIAN DUTCHER

- Sixth season as head coach (143-46 record, 81-22 MW)
- 24th year at San Diego State
- 1989 NCAA Champion
- 3 NCAA title game appearances
- 19 NCAA tournament appearances
- 14-time Mountain West champion
- 2020 *USA Today* National Coach of the Year
- 2020 & 2021 MW Coach of the Year (coaches & media)
- 2020 & 2021 NABC District 17 Coach of the Year
- 2020 USBWA District IX Coach of the Year

ASSISTANT COACH

DAVE VELASQUEZ

- 10th season as assistant coach (248-84 record, 136-42 MW)
- 21st season at San Diego State / 10th as AC
- Started as a student manager in 2002-03, then head manager, walk-on, scholarship athlete, director of player development and now AC

ASSISTANT COACH

CHRIS ACKER

- 4th season with San Diego State (100-22 record, 59-11 MW)
- 8th year as a Division I AC
- Was 92-9 in six years as HC at Citrus College in Los Angeles
- Won a state title w/Citrus College in 2008
- Played professionally both internationally and domestically

ASSISTANT COACH

JAYDEE LUSTER

- 2nd season with San Diego State (47-15 record, 28-7 MW)
- 7th as a Division I AC

ELITE LEADERS

Through his first five-plus seasons, head coach Brian Dutcher has led the Aztecs to 143 wins, the most by any SDSU coach, in that time frame, in the 101 seasons of basketball on The Mesa.

Since the start of the 2017-18, the first time head coaches who were hired that year that have the most victories are:

1. Brian Dutcher, San Diego State (143)

2. Bob Richey, Furman (138)

(through the games of March 1)

AP APPEARANCES (since 2010-11)

California schools ranked by total number of appearances.

Rk.	Team	No.
1.	San Diego State	100
2.	UCLA	85
3.	Saint Mary's	51
4.	USC	35
5.	California	11

STAY CONNECTED

- Athletics Website: goaztecs.com
- Twitter: @GoAztecs / @Aztec_MBB
- Facebook: facebook.com/goaztecs/ / AztecMBB
- Instagram: [@goaztecs/](https://instagram.com/goaztecs/) / aztec_mbb
- YouTube: youtube.com/goaztecscom

AZTECS IN THE TOP-100 NATIONALLY (through March 6)

TEAM RANKINGS

Three-Point Percentage Defense (No. 12)	298
Winning Percentage (No. 16)	.800
Bench Points per Game (No. 19)	26.90
Scoring Defense (No. 34)	64.4/g
Scoring Margin (No. 39)	+8.5/g
Rebound Margin (No. 40)	+4.6/g
Three-Point Percentage (No. 67)	.363
Turnover Margin (No. 81)	+1.5/g
Field Goal Percentage Defense (No. 82)	.421
Steals per Game (No. 84)	7.4

PLAYER RANKINGS

Nathan Mensah (Forward)

Blocks (No. 61)	46
Blocks per Game (No. 61)	1.53

Darrion Trammell (Guard)

Assist-to-Turnover Ratio (No. 94)	2.06:1
-----------------------------------	--------

AZTECS IN THE MOUNTAIN WEST (through March 4)

TEAM RANKINGS

Scoring Offense (No. 5)	72.93/g
Scoring Defense (No. 2)	64.40/g
Scoring Margin (No. 2)	+8.53/g
Field Goal Percentage (No. 6)	.452
Field Goal Percentage Defense (No. 3)	.421
Three-Point Field Goals Made (No. 6)	7.74/g
Three-Point Field Goal Percentage (No. 4)	.363
Three-Point Field Goal Percentage Defense (No. 2)	.295
Free Throw Percentage (No. 7)	.731
Rebounding Offense (No. 4)	35.40/g
Rebounding Defense (No. 2)	30.77/g
Rebounding Margin (No. 2)	+4.63/g
Offensive Rebounds per Game (No. 2)	10.53
Defensive Rebounds per Game (No. 6)	24.87
Assists (No. 6)	13.70/g
Assist-to-Turnover Ratio (No. 6)	1.14:1
Turnover Margin (No. 3)	+1.50/g
Steals (No. 2)	7.37/g
Blocked Shots (No. 5)	3.50/g

PLAYER RANKINGS

Matt Bradley (Guard)

Scoring (No. 18)	13.00/g
------------------	---------

Lamont Butler (Guard)

Steals (No. 4)	1.63/g
Assist-to-Turnover Ratio (No. 11)	1.61:1
Assists (No. 12)	3.27/g

Keshad Johnson (Forward)

Rebounding (No. 17)	5.13/g
---------------------	--------

Jaedon LeDee (Forward)

Offensive Rebounds (No. 8)	1.93/g
Free Throw Percentage (No. 12)	.773
Rebounding (No. 20)	5.03/g

Nathan Mensah (Forward)

Blocked Shots (No. 2)	1.53/g
Offensive Rebounds (No. 6)	2.13/g
Rebounding (No. 10)	5.77/g

Adam Seiko (Guard)

3-Point Field Goals (No. 13)	1.79/g
------------------------------	--------

Darrion Trammell (Guard)

Assist-to-Turnover Ratio (No. 4)	2.02:1
Steals (No. 9)	1.41/g
Assists (No. 10)	3.55/g

SDSU debut since the start of the 1996-97 season.

- Seven (7) assists vs. Boise State (2/3) is a season high.
- The only player in the MW with at least 103 assists, at least 41 steals this year, and no more than 51 turnovers.
- One of five active players in Division I, since the start of the 2020-21 campaign, who has shot at least 82.4 percent from the line with a minimum of 430 attempts.
- One of seven active player in the nation to score at least 1,290 points, while shooting at least 39.5 percent from the floor, and dishing out at least 380 assists since the start of 2020-21.
- Tallied 44 points (14.7 ppg.) over three games at the Maui Jim Maui Invitational.
- Only active player under 5' 11" in the nation, who since the start of the 2020-21 season has at least 380 assists, 165 steals and 13 blocked shots.
- In two games in week one, averaged 19.5 pts, 2.5 rebs, 2.5 assists, 2.0 steals vs. Cal State Fullerton & Brigham Young & earned [MW Player of the Week](#).
- One of four players in Division I who totaled at least 539 points, dished out at least 157 assists and had a 1.73:1 assist-to-turnover ratio and if you add his 5-10 height to the mix, he is the only player to accomplish those statistics in 2021-22.
- Left Seattle U ranked No. 2 in free throw percentage (.840), No. 2 in steals average (2.3/g), No. 3 in assists average (5.1), No. 9 in steals (123) and No. 10 in scoring average (18.7 ppg) on its career lists.
- Ranked as the 5th most productive pick and roll scorer in the nation (6.9 ppg) according to Synergy Sports.
- In the 21 games in 2021-22 in which he made a minimum of four field goals, his team was 15-6, and in the 16 games in which he shot at least 40.0 percent from the floor, the Redhawks were 11-5.
- Reached double figure scoring in 28-of-31 games averaging 17.3 ppg (No. 5 in the WAC) in his final season at Seattle U.
- Led the WAC in steals (78), assists (155) and assists per game.

Senior Forward **Nathan Mensah**

2022-23: 6.6 points, 5.8 rebounds, 1.5 blocks, 54.8 FG%, 50.0 3FG%, 70.0 FT%

Career: 6.8 points, 6.1 rebounds, 1.6 blocks, 54.1 FG%, 22.2 3FG%, 63.1 FT%

2022-23 - Mountain West Defensive Player of the Year, Mountain West All-Defensive Team, Third-Team All-MW 2021-22 - Mountain West Defensive Player of the Year, Mountain West All-Defensive Team, Third-Team All-MW

- Is utilizing the extra year of eligibility offered by the NCAA due to the COVID-19 pandemic.
- In 8 career games vs. Fresno State (6-2), is shooting 48.6 percent (17-of-35 FG) and averages 5.3 points & 4.9 rebounds with 18 blocks.
- In 9 career games vs. Colorado State (7-2), is shooting 58.3 percent (21-of-36 FG) and is averaging 5.6 points & 5.4 rebounds with 13 blocks.
- Is the second player in program history to achieve 800 points, 700 rebounds and 200 blocked shots (also: Leonard Allen - 1982-85).
- No. 10 active shot blocker in Division I & No. 2 in SDSU history (217 career blocks).
- Only Aztec, since the start of the 1996-97 season, to shoot 100 percent with a minimum 3 FGA and grab 7 rebounds in a game. Has done it three times, including vs. Arizona (11/21).
- One of three active Division I players who are 6-10 or taller who have amassed at least 930 points, 840 rebounds, 217 blocks and hit two 3-pointers & the only one playing for the school where he started his college career.
- Ranks No. 2 on the program's list for career blocked shots (217) trailing only Skylar Spencer who swatted 303 shots in his Aztec career (2013-16).
- Last season, he was one of five players nationally who are 6-10 or taller to block at least 71 shots and make at least one 3-pointer.
- In his last 42 games has totaled 73 blocked shots (1.7 per game).
- Has shot at least 50.0 percent in 20-of-29 games this season & for his career, when he shoots at least 40.0 percent, SDSU is 76-22.
- Has at least one block in 62 of his last 72 games, including two or more in 38 of those 62 outings.
- In the 63 career games in which he has at least two blocks, SDSU is 49-14 and when he rejects three or more, the Aztecs are 24-4.
- Among seven double-digit scoring games in 2021-22, he established a career-high vs. UC San Diego (12/22) with 19 points.
- In eight career double doubles, averages 13.6 points on 64.6percent shooting (42-of-65) and 11.7 boards, and the Aztecs are 7-1 in those contests.
- Equaled a career-high with seven offensive boards vs. Boise State (3/12/22) in the championship game of the Mountain West tournament.
- He became the first Aztec player in at least 25 seasons to produce a game with at least 18 points, 13 rebounds and six blocked shots (vs. Saint Mary's on 12/22/20). He was one of just two players to do it in Division I basketball that season (also: Charles Bassey, Western Kentucky).

Junior Guard **Lamont Butler**

2022-23: 8.5 points, 2.4 rebounds, 3.3 assists, 1.6 steals, 40.9 FG%, 33.3 3FG%, 72.5 FT%

Career: 6.7 points, 2.1 rebounds, 2.3 assists, 1.4 steals, 40.0 FG%, 32.5 3FG%, 72.0 FT%

2022-23 - Mountain West All-Defensive Team, 3rd-team All-Mountain West 2021-22 - Mountain West All-Defensive Team, Paycom Wooden Legacy All-Tournament Team

- A physical guard who can score from all three levels and is an elite defender.
- Recorded career-highs in rebounds (7) and assists (7) vs. UNLV (Feb. 11, 2023)
- In 6 career games vs. Fresno State (6-0), is shooting 25.0 percent (7-of-28 FG) and averages 3.5 points & 1.5 rebounds and 1.8 assists.
- In 7 career games vs. Colorado State (5-2), is shooting 43.8 percent (21-of-48 FG) and is averaging 8.7 points, 2.6 rebounds and 2.0 steals.
- The team is 66-19 in games in which he has played and is 44-13 in his starts.
- His 10 assists in the first two games of 2022-23, and again in games two & three equals the best two game total in his collegiate career.
- In MW games this year, is averaging 8.6 pts. on 56-of-142 (39.4percent) from the field, 20-of-59 (33.9 percent) from beyond the arc and 23-of-28 (82.1 percent) from the line.
- With 23 points without a turnover at Wyoming (1/7), became the sixth Aztec, since the inception of the Mountain West, to score at least 23 points without turning the ball over.
- Since the start of the Dutcher/Fisher era (1999-00) he is just the second Aztec to have four steals and a 6:1 assist-to-turnover ratio in a game (also Deandre Moore vs. Wyoming on March 1, 2001). He did it in the season opener vs. Cal State Fullerton (11/7).
- Dished out six assists without a turnover at Stanford (11/15).
- In games in which he has one or fewer turnovers San Diego State has a 36-7 record & in games in which he has started and recorded one or fewer turnovers, SDSU is 18-5.
- Has 13 games of three or more steals and in those contests San Diego State has an 12-1 record.
- SDSU is undefeated in the 12 games this season (12-0) in which he has shot at least 50.0 percent and for his career the Aztecs are 28-4

- when he makes at least half of his field goal attempts.
- A starter in 54 of his last 55 appearances (41-13 in those starts).
- Was the only Aztec true freshman (2020-21) to start back-to-back games since Nathan Mensah on March 15 & 16, 2019 and is just the third freshman in the last five seasons to start a game for SDSU (Matt Mitchell & Nathan Mensah).
- Led the team and was second in the Mountain West in steals (46) in his sophomore campaign.
- Scored a then-best 16 points (6-of-6 FG & 3-of-3 3FG) vs. Georgetown in the semifinal of the Paycom Wooden Legacy (the first SDSU player in 26 seasons to post a perfect night shooting from the field with at least six field goal attempts and at least three 3-point field goal attempts).
- In 2021-22, shot 50.0 percent or better in nine games (6-3) and 40.0 percent or better in 13 games (9-4).

Junior Guard **Micah Parrish**

2022-23: 7.7 points, 3.2 rebounds, 0.7 assists, 42.5 FG%, 40.8 3FG%, 76.9 FT%

Career: 9.5 points, 5.0 rebounds, 1.1 assists, 1.4 steals, 46.6 FG%, 37.2 3FG%, 76.4 FT%

2021-22 - Horizon League All-Defensive Team

- A wing who can score from all three levels, plays Aztec-level defense and is an accomplished rebounder.
- In 1 career game vs. Fresno State (1-0), is shooting 25.0 percent (2-of-8 FG), including 66.7 percent (2-of-3) from the bonus distance and averages 6.0 points & 3.0 rebounds.
- In 2 career games vs. Colorado State (2-0), is shooting 69.2 percent (9-of-13 FG), 75.0 percent from distance (6-of-8) and is averaging 13.5 points, 3.5 rebounds and 2.5 steals.
- Hit the game-winner against UC Irvine (11/29) when he drained a 3-pointer from the corner with 2.4 seconds left, putting the Aztecs up 71-69 to seal a 72-69 victory.
- In his last seven games, is averaging 9.0 pts on .451 shooting (23-of-51), .542 from distance (13-of-24) with 3.6 rebounds.
- In 13 games as an Aztec, in which he's hit multiple 3-pointers, the team is 11-2 and he is averaging 11.3 points & shooting 51.0 percent from the floor (52-of-102) and .533 (32-of-60) from beyond the arc.
- Streak of 57 consecutive starts halted vs. Cal State Fullerton (11/7) and failed to grab at least one rebound for just the second time in his collegiate career (70 games).
- Versus Troy (12/5) failed to score a point for just the third time in his college career (70 games) and the first time as an Aztec.
- In 14 games this season in which he has grabbed at least four rebounds, the Aztecs are 12-2.
- In 10 true road games this year, is averaging 8.2 pts on 44.8 percent shooting (26-of-58), including 50.0 percent from the bonus distance (14-of-28).
- A starter in his last 57 appearances at Oakland, including all 30 last season.
- In 2021-22, reached double figure scoring in 19 games, including three times reaching a career high 20 points at Northern Kentucky (2/4), Cleveland State (2/26) and at Wright State (3/3).
- Recorded two double doubles 10 points and 12 rebounds at West Virginia (11/9) and 15 points and 11 rebounds at Bowling Green (12/7) last season.
- Shot at least 40.0 percent in 17 contests and 50.0 percent or better in 12 games as a sophomore.
- Would have been the fourth player in the MW in 2021-22 to have scored 363 points, dished out 43 assists, and totaled 51 steals. Add in his 179 rebounds and he is one of two and the only one who will compete in the Mountain West in 2022-23.

Senior Forward **Jaedon LeDee**

2022-23: 7.9 points, 5.0 rebounds, 0.9 assists, 50.3 FG%, 77.3 FT%

Career: 4.9 points, 3.4 rebounds, 0.4 assists, 49.9 FG%, 73.9 FT%

- Sat out the 2021-22 season due to NCAA transfer rules.
- In 1 career game vs. Fresno State (1-0), is shooting 16.7 percent (1-of-6 FG) and averages 6.0 points & 5.0 rebounds.
- In 2 career games vs. Colorado State (2-0), is shooting 54.5 percent (6-of-11 FG) and is averaging 9.0 points, 6.0 rebounds and 1.0 assists.
- Reached double figure scoring in three consecutive games (Cal State Fullerton to Stanford) for the first time in his career.
- A career 3.2 rebound per game player, in his last 17 contests is averaging 5.0 boards and set a career-high with 12 vs. UC San Diego (12/20).
- Set a career-best with 12 rebounds vs. UC San Diego (12/20) and is the second Aztec to grab at least 12 boards and score two or fewer points in a game since the start of the 1996-97 season (also: Josh Davis vs. Fresno State - January 15, 2014, 13 rebounds, 0 points).
- In 16 home games this year is averaging 9.0 points (53.3 FG%), 5.1 rebs, 1.3 assists and SDSU is 15-1, compared to 3.0 points (45.5 FG%), 2.5 rebs & 0.3 assists & his team was 28-17 in combined home games at both Ohio State and TCU.
- One of 11 Aztecs, since the start of the Dutcher/Fisher era (1999-00), to have a game with at least 11 free throw attempts in which he shot at least .900 from the line.
- At Stanford, shot 75.0 percent (6-of-8 FG) and scored 14 points. It was the first time in his career he shot at least 75 percent on a minimum of 8 FGAs.
- In 34 career games in which he grabs at least 5 rebounds, his team has a 25-9 record, and he is 14-2 as an Aztec when he does it.
- Seven of his 15 career double digit scoring games have come in 30 games as an Aztec, incl. a career-high 23 vs. Brigham Young.
- Set career-highs in points, points per game, assists, rebounds, minutes, field goals, field goal attempts and field goal percentage in 2020-21, his last season at TCU.
- Totaled five double figure scoring contests in 53 games at TCU & three in 26 games at Ohio State. Has seven in his 30 SDSU contests.
- As a junior, ranked No. 5 on the Horned Frogs in points per game (5.8) despite playing fewer minutes than any of the top-9 regular players.
- Twice, at Iowa (2/9/21) & at West Virginia (3/4/21) equaled a career-best with 8 rebounds, among 10 games of 5+ rebounds.
- His 3.9 rebounds per game ranked No. 3 on the team & his 40 offensive boards were the second most among the Horned Frogs in 2020-21.

Senior Forward **Keshad Johnson**

2022-23: 7.6 points, 5.1 rebounds, 0.6 assists, 54.3 FG%, 24.3 3FG%, 61.4 FT%

Career: 5.6 points, 4.0 rebounds, 0.7 assists, 51.6 FG%, 23.9 3FG%, 59.3 FT%

2021-22 - Mountain West Player of the Week (Jan. 3)

- The prototypical Aztec wing with strength, speed and the ability to play above and finish at the rim.
- In 6 career games vs. Fresno State (6-0), is shooting 53.6 percent (15-of-28 FG) and averaging 6.5 points, 4.3 rebounds and 0.8 blocks.
- In 6 career games vs. Colorado State (4-2), is shooting 33.3 percent (7-of-21 FG) and averaging 4.0 points, 4.7 rebounds and 0.8 steals.
- His 79 consecutive games played for SDSU rank No. 2 on the team among active players (No. 1 - Nathan Mensah, 90 games).
- In his career, when he grabs at least 4 rebounds in a game the Aztecs are 44-10.

SDSU AS A NATIONALLY-RANKED TEAM

Date*	AP	Pts.	CO	Rcnd.	Wks.
2010-11 season - 19 weeks Highest Rank: 4 Final Rank: 6					
Oct. 28, 2010	25	158	--	0-0	PS 1
Nov. 15, 2010	25	162	--	1-0	2
Nov. 22, 2010	18	567	22	4-0	3
Nov. 29, 2010	17	594	19	6-0	4
Dec. 6, 2010	14	759	15	8-0	5
Dec. 13, 2010	11	914	10	10-0	6
Dec. 20, 2010	7	1,134	7	12-0	7
Dec. 27, 2010	7	1,157	7	14-0	8
Jan. 3, 2011	6	1,198	6	15-0	9
Jan. 10, 2011	6	1,249	6	17-0	10
Jan. 17, 2011	6	1,294	6	19-0	11
Jan. 24, 2011	4	1,386	4	20-0	12
Jan. 31, 2011	7	1,218	7	21-1	13
Feb. 7, 2011	6	1,259	6	23-1	14
Feb. 14, 2011	6	1,256	6	25-1	15
Feb. 21, 2011	6	1,327	4	27-1	16
Feb. 28, 2011	9	1,151	9	27-2	17
Mar. 7, 2011	7	1,197	6	29-2	18
Mar. 14, 2011	6	1,322	5	32-2	F 19

2011-12 season - 12 weeks | Highest Rank: 13 | Final Rank: 22

Dec. 26, 2011	25	119	--	11-2	1
Jan. 2, 2012	24	196	25	12-2	2
Jan. 9, 2012	22	313	22	13-2	3
Jan. 16, 2012	16	621	16	15-2	4
Jan. 23, 2012	13	832	12	17-2	5
Jan. 30, 2012	17	566	17	18-3	6
Feb. 6, 2012	13	728	14	20-3	7
Feb. 13, 2012	13	688	15	20-4	8
Feb. 20, 2012	24	176	25	20-6	9
Feb. 27, 2012	21	304	23	22-6	10
Mar. 5, 2012	18	441	21	24-6	11
Mar. 12, 2012	22	223	23	26-7	F 12

2012-13 season - 12 weeks | Highest Rank: 15

Oct. 26, 2012	20	463	20	0-0	PS 13
Nov. 12, 2012	25	128	23	0-1	14
Nov. 19, 2012	25	98	25	2-1	15
Nov. 26, 2012	23	182	21	4-1	16
Dec. 3, 2012	17	410	15	5-1	17
Dec. 10, 2012	18	491	15	7-1	18
Dec. 17, 2012	18	493	15	8-1	19
Dec. 24, 2012	17	557	16	11-1	20
Dec. 31, 2012	19	437	17	11-2	21
Jan. 7, 2013	16	591	15	12-2	22
Jan. 14, 2013	15	704	14	14-2	23
Jan. 28, 2013	22	302	20	16-4	1

2013-14 season - 16 weeks | Highest Rank: 5 | Final Rank: 13

Dec. 2, 2013	24	150	--	5-1	1
Dec. 9, 2013	25	159	24	7-1	2
Dec. 16, 2013	24	176	23	7-1	3
Dec. 23, 2013	20	378	20	9-1	4
Dec. 30, 2013	21	371	19	10-1	5
Jan. 6, 2014	13	823	15	12-1	6
Jan. 13, 2014	10	1,020	11	14-1	7
Jan. 20, 2014	7	1,211	7	16-1	8
Jan. 27, 2014	5	1,337	5	18-1	9
Feb. 3, 2014	5	1,370	5	19-1	10
Feb. 10, 2014	5	1,373	5	21-1	11
Feb. 17, 2014	6	1,232	7	22-2	12
Feb. 24, 2014	13	886	13	23-3	13
Mar. 3, 2014	10	995	10	25-3	14
Mar. 10, 2014	8	1,143	7	27-3	15
Mar. 17, 2014	13	890	11	29-4	F 16

* - indicates date of poll. PS - preseason ranking. F - final ranking.

Continued in the column on the next page.

SDSU AS A NATIONALLY RANKED TEAM (continued)

2014-15 season - 7 weeks | Highest Rank: 13

Date*	AP	Pts.	CO	Rcld.	Wks.
Oct. 31, 2014	16	560	17	0-0	PS 17
Nov. 17, 2014	16	564	16	1-0	18
Nov. 24, 2014	15	736	15	3-0	19
Dec. 1, 2014	13	784	14	5-1	20
Dec. 8, 2014	18	390	16	6-2	21
Dec. 15, 2014	19	424	17	7-2	22
Feb. 23, 2015	24	117	22	22-6	1

2019-20 season - 15 weeks | Highest Rank: 4 | Final Rank: 6

Dec. 9, 2019	25	197	24	10-0	1
Dec. 16, 2019	20	431	20	10-0	2
Dec. 23, 2019	15	763	14	12-0	3
Dec. 30, 2019	13	780	12	13-0	4
Jan. 6, 2020	7	1,130	7	15-0	5
Jan. 13, 2020	7	1,266	6	17-0	6
Jan. 20, 2020	4	1,422	4	19-0	7
Jan. 27, 2020	4	1,408	4	21-0	8
Feb. 3, 2020	4	1,447	4	23-0	9
Feb. 10, 2020	4	1,422	4	24-0	10
Feb. 17, 2020	4	1,404	4	26-0	11
Feb. 24, 2020	5	1,287	5	26-1	12
March 2, 2020	5	1,375	5	28-1	13
March 9, 2020	6	1,261	6	30-2	14
March 18, 2020	6	1,279	6	30-2	F 15

2020-21 season - 7 weeks | Highest Rank: 16

Dec. 7, 2020	24	123	--	4-0	1
Dec. 14, 2020	18	455	20	5-0	2
Dec. 28, 2020	--	--	23	6-1	1
Feb. 15, 2021	25	75	--	15-4	1
Feb. 22, 2021	22	222	25	17-4	2
March 1, 2021	19	406	21	19-4	3
March 8, 2021	19	462	19	20-4	4
March 15, 2021	16	521	18	23-4	F 5

2022-23 season - 12 weeks | Highest Rank: 17

Oct. 17, 2022	19	394	20	0-0	PS 1
Nov. 14, 2022	17	524	19	2-0	2
Nov. 21, 2022	17	601	19	4-0	3
Nov. 28, 2022	24	189	24	4-2	4
Dec. 5, 2022	22	265	22	6-2	5
Jan. 9, 2023	23	222	25	12-3	1
Jan. 30, 2023	22	170	--	17-4	1
Feb. 6, 2023	25	96	23	18-5	2
Feb. 13, 2023	21	271	20	20-5	3
Feb. 20, 2023	22	336	20	21-5	4
Feb. 27, 2023	18	552	19	23-5	5
March 6, 2023	20	370	20	24-6	6

* - indicates date of poll. PS - preseason ranking. F - final ranking.

- Shot 50.0 percent or better from the floor in 13 of the final 14 regular season games of the 2021-22 season and in 36 of his last 49 overall and SDSU is 37-12 in those games.
- **Finished with double figure points in seven of the last 15 games (8.3 ppg., .563 FG, .278 3FG, 6.3 rebs.).**
- Has one or fewer turnovers in 86 career games and in those games San Diego State has a 69-17 record.
- In the 35 career games in which he has grabbed multiple offensive boards, SDSU is 28-7.
- As starter in the last 62 games (47-15).
- Averaged 7.2 points, 4.5 rebounds & 1.0 assists in 23.8 minutes per game last year.
- Shot a career-best 88-of-159 (55.3 percent) from the field, including 6-of-33 (18.2 percent) from beyond the arc, but was 5-of-11 (54.6 percent) in the final 10 games of the 2021-22 season.
- In his junior campaign, established career-best in nearly every statistical category, including field goal percentage.
- Reached double figure scoring 10 times last season after achieving the mark twice in his first two seasons.
- Recorded his first double double (10 points & 11 rebounds) vs. UNLV (1/1/22) and collected his first MW Player of the Week honor.
- Second double double (14 points, 10 rebounds) came against New Mexico (1/31/22).

Senior Guard **Adam Seiko**

2022-23: 6.7 points, 1.5 rebounds, 0.7 assists, 48.4 FG%, 50.0 3FG%, 79.2 FT%

Career: 4.2 points, 1.5 rebounds, 0.8 assists, 42.2 FG%, 41.0 3FG%, 75.5 FT%

- Utilizing the extra year of eligibility offered by the NCAA due to the COVID-19 pandemic.
- **65 career conference wins are the most in Mountain West history.**
- **112 career wins are a program record and matches the MW record...and is one of seven players in program history to earn 100-career victories.**
- **In 10 career games vs. Fresno State (8-2), is shooting 44.4 percent (8-of-18 FG), 50.0 percent (8-of-16) from distance and averages 2.6 points & 1.1 rebounds.**
- **In 8 career games vs. Colorado State (6-2), is shooting 30.3 percent (10-of-33 FG), 32.1 percent (9-of-28) from distance and averages 4.6 points & 2.0 rebounds.**
- His calling card is "3 and D"... 3-pointers and defense.
- **Seven 3-ptrs vs. Utah State (1/25) matches the program record for makes for a player coming off the bench.**
- 149-of-188 career buckets (79.3 percent) have been from distance and 363-of-446 shots (81.4 percent) have come from beyond the three-point line & **is one of 10 active players in Division I to have made at least 79.0 percent of his buckets from the bonus distance (minimum 149 3-pointers).**
- Competed for the Ugandan National Team in AfroBasket 2021 & in 5 games, averaged 13.0 points (.488 FG%, .469 3FG% & 1.000 FT%), 3.4 rebounds, 2.5 assists & 1.2 steals.
- **Made 10 consecutive 3-pointers over the course of three games (from Cal State Fullerton (12/22/21) to UC San Diego (12/28/21). In available information, was the only player to reach double-digit consecutive made 3-pointers in 2021-22 and the first to do it since Kyle Guy (Virginia) made 11 in a row in the 2018-19 season.**
- Has 37 career games with multiple 3-pointers & the Aztecs are 31-6 in those games and have won 24 of the last 27.
- **His 4-of-4 shooting from beyond the arc vs. Saint Mary's (12/17/22) marked the ninth time in the Dutcher/Fisher era that an SDSU player has been perfect from three-point range, minimum four attempts, in a game.**
- San Diego State is 64-16 (.800) in games in which Seiko has at least one 3-pointer and is 59-14 (.808) when he shoots at least 40.0 percent from the field.
- **One of four Aztecs, since 1999-00, to record multiple seasons of shooting at least 41.0 percent from both the field and beyond the 3-point line with a minimum of 25 3-point attempts (also: Al Faux, John Sharper & Jordan Schakel).**
- Has at least one 3-pointer in 19-of-27 appearances this season and multiple threes in 11 of those 18 games, including a career-high 7 vs. Utah State (1/25).

Senior Forward **Aguek Arop**

2022-23: 4.6 points, 2.7 rebounds, 0.8 assists, 65.1 FG%, 25.0 3FG%, 65.2 FT%

Career: 3.7 points, 2.7 rebounds, 0.7 assists, 51.0 FG%, 19.1 3FG%, 55.1 FT%

- Is utilizing the extra year of eligibility offered by the NCAA due to the COVID-19 pandemic.
- **In 8 career games vs. Fresno State (6-2), is shooting 46.2 percent (6-of-13 FG) and averages 1.9 points & 1.6 rebounds with 0.5 assists.**
- **In 9 career games vs. Colorado State (8-1), is shooting 54.1 percent (20-of-37 FG) and is averaging 5.4 points & 2.8 rebounds with 8 steals.**
- **Generally, does not practice, to limit wear and tear on his body.**
- When he grabs at least one offensive rebound, the Aztecs are 64-22, and when he has two or more offensive boards, SDSU has a 35-9 record.
- Has shot .500 or better in 21-of-27 appearances this season and in 65 career games is 52-13 when he shoots at least .500 from the field.
- **For his career, per 40 minutes played, averages 10.5 points, 7.6 rebounds, 2.0 assists, 1.8 steals and 1.0 blocks.**
- In 71-of-126 career games, his defensive boards are fewer than or equal to his offensive rebounds.
- **When he totals more offensive than defensive boards in a game (39 times), SDSU is 32-7 and in games where his offensive rebounds are greater than or equal his defensive numbers (71 times) SDSU is 58-13.**
- Grabbed 95 offensive rebounds in 869 minutes in the last three seasons, an average of 4.4 offensive boards per 40 minutes played.
- **161 of his 337 career rebounds (47.8 percent) have come on the offensive glass.**
- Does all the little things that don't end up in the box score but are needed to win games.
- Pound-for-pound the strongest player on the team who can play from the three to the five and can guard any position.
- **6-7 tall with a 7-1 wingspan.**

2022-23 SAN DIEGO STATE ALPHABETICAL ROSTER

Most Recent Division I Season

No.	Name	Pos.	Ht.	Wt.	Yr.	Exp.	PPG	RPG	APG	Hometown (High School/Previous School)
14	Cade Alger	F	6-9	195	Jr.	SQ	0.6	0.3	0.0	Oakdale, Calif. (Ripon Christian High/Seattle U)
33	Aguek Arop	F	6-7	225	*Sr.	4L	3.5	3.3	0.5	Omaha, Neb. (Omaha South High)
4	Jared Barnett	G	6-1	155	Sr.	1L	0.5	0.3	0.1	Los Angeles, Calif. (Westchester High)
20	Matt Bradley	G	6-4	220	*Sr.	1L	16.9	5.4	2.6	San Bernardino, Calif. (Wasatch Academy (Utah)/California)
42	Triston Broughton	G	6-4	190	Jr.	SQ	0.0	0.3	0.3	Ladera Ranch, Calif. (Tesoro High)
24	Tyler Broughton	G	6-4	190	Jr.	SQ	0.0	0.8	0.2	Ladera Ranch, Calif. (Tesoro High)
5	Lamont Butler	G	6-2	195	Jr.	2L	7.3	2.1	2.1	Moreno Valley, Calif. (Riverside Poly High)
21	Miles Byrd	G	6-7	175	Fr.	HS	--	--	--	Stockton, Calif. (Lincoln High)
11	Demarshay Johnson Jr.	F	6-10	235	R-Fr.	HS	--	--	--	Oakland, Calif. (Salesian College Prep)
0	Keshad Johnson	F	6-7	225	Sr.	3L	7.2	4.5	1.0	Oakland, Calif. (San Leandro High)
10	Cam Lawin	G	6-3	175	Fr.	HS	--	--	--	Chicago, Ill. (Orr Academy)
13	Jaedon LeDee [^]	F	6-9	240	Sr.	TR	5.8	3.9	0.3	Houston, Texas (The Kincaid School/Ohio State/TCU)
31	Nathan Mensah	F	6-10	230	*Sr.	4L	7.0	6.9	0.6	Labadi, Accra, Ghana (Findlay Prep (Nev.))
3	Micah Parrish [^]	G/F	6-6	200	Jr.	TR	12.1	6.0	1.4	Detroit, Mich. (River Rouge High/Oakland University)
25	Elijah Saunders	F	6-8	240	Fr.	HS	--	--	--	Phoenix, Ariz. (Sunnyslope High)
2	Adam Seiko	G	6-3	210	*Sr.	4L	5.3	2.0	0.9	Boston, Mass. (Sierra Canyon High (Calif.))
12	Darrion Trammell [^]	G	5-10	175	Sr.	TR	17.4	3.8	5.1	Marin City, Calif. (St. Ignatius High/City College of San Francisco/Seattle U)

[^] - Stats from the final full season at his previous Division I institution. * - utilizing the extra year of eligibility offered by the NCAA due to COVID-19. + - Will sit out the 2021-22 season due to NCAA transfer rules

2021-22 SAN DIEGO STATE NUMERICAL ROSTER

Most Recent Division I Season

No.	Name	Pos.	Ht.	Wt.	Yr.	Exp.	PPG	RPG	APG	Hometown (High School/Previous School)
0	Keshad Johnson	F	6-7	225	Sr.	3L	7.2	4.5	1.0	Oakland, Calif. (San Leandro High)
2	Adam Seiko	G	6-3	210	*Sr.	4L	5.3	2.0	0.9	Boston, Mass. (Sierra Canyon High (Calif.))
3	Micah Parrish	G/F	6-6	200	Jr.	TR	12.1	6.0	1.4	Detroit, Mich. (River Rouge High/Oakland University)
4	Jared Barnett	G	6-1	155	Sr.	1L	0.5	0.3	0.1	Los Angeles, Calif. (Westchester High)
5	Lamont Butler	G	6-2	195	Jr.	2L	7.3	2.1	2.1	Moreno Valley, Calif. (Riverside Poly High)
10	Cam Lawin	G	6-3	175	Fr.	HS	--	--	--	Chicago, Ill. (Orr Academy)
11	Demarshay Johnson Jr.	F	6-10	235	R-Fr.	HS	--	--	--	Oakland, Calif. (Salesian College Prep)
12	Darrion Trammell	G	5-10	175	Sr.	TR	17.4	3.8	5.1	Marin City, Calif. (St. Ignatius High/City College of San Francisco/Seattle U)
13	Jaedon LeDee	F	6-9	240	Sr.	TR	5.8	3.9	0.3	Houston, Texas (The Kincaid School/Ohio State/TCU)
14	Cade Alger	F	6-9	195	Jr.	SQ	0.6	0.3	0.0	Oakdale, Calif. (Ripon Christian High/Seattle U)
20	Matt Bradley	G	6-4	220	Sr.	1L	16.9	5.4	2.6	San Bernardino, Calif. (Wasatch Academy (Utah)/California)
21	Miles Byrd	G	6-7	175	Fr.	HS	--	--	--	Stockton, Calif. (Lincoln High)
24	Tyler Broughton	G	6-4	190	Jr.	SQ	0.0	0.8	0.2	Ladera Ranch, Calif. (Tesoro High)
25	Elijah Saunders	F	6-8	240	Fr.	HS	--	--	--	Phoenix, Ariz. (Sunnyslope High)
31	Nathan Mensah	F	6-10	230	*Sr.	4L	7.0	6.9	0.6	Labadi, Accra, Ghana (Findlay Prep (Nev.))
33	Aguek Arop	F	6-7	225	*Sr.	4L	3.5	3.3	0.5	Omaha, Neb. (Omaha South High)
42	Triston Broughton	G	6-4	190	Jr.	SQ	0.0	0.3	0.3	Ladera Ranch, Calif. (Tesoro High)

[^] - Stats from the final full season of competition at previous Division I institution * - Utilizing extra year of eligibility offered by the NCAA due to COVID-19

Head Coach:

Brian Dutcher (Minnesota, 1982), Sixth Season (24th Season Overall at SDSU)

Assistant Coaches:

David Velasquez (San Diego State, 2007), 10th Season (21st Season Overall at SDSU)

Chris Acker (Chaminade, 2004), Fourth Season (Fourth Season Overall at SDSU)

JayDee Luster (Wyoming, 2011) Second Season (Second Season Overall at SDSU)

Assistant to the Head Coach:

Mark Fisher (Michigan, 2001), 10th Season (21st Season Overall at SDSU)

Assistant A.D. - Director of Operations:

Matt Soria (San Diego State, 2002), 16th Season (23rd Season Overall at SDSU)

Director of Player Development:

JD Pollock (Kennesaw State, 2009), Sixth Season (Sixth Season Overall at SDSU)

Graduate Assistant:

Ali Tavakol (San Diego State, 2022) First Season (First Season Overall at SDSU)

PRONUNCIATIONS

Cade Alger
AL-jer (like Alger Hiss)

Triston & Tyler Broughton
BROUGHT-in

Jaedon LeDee
JAY-den

Jaedon LeDee
JAY-den

Micah Parrish
MIKE-uh

Adam Seiko
SAY-ko

Aguek Arop
uh-GWUK uh-ROPE

Keshad Johnson
KEY-shawd

Nathan Mensah
MEN-suh


Nathan Mensah
MEN-suh

Elijah Saunders
ee-LIE-zhah SAWN-ders

Darrion Trammell
DAIRY-on truh-MEL

SDSU BROADCAST ROSTER

San Diego State in the MWT Quarterfinal | Thomas & Mack Center | Las Vegas, Nev. | March 9, 2023



0

Keshad Johnson

Forward
6-7, 225, Senior - 3L
Oakland, Calif.
San Leandro High

PPG: 7.6 RPG: 5.1 APG: 0.6
FG%: 54.3 3FG%: 24.3 FT%: 61.4



2

Adam Seiko

Guard
6-3, 210, Senior - 4L
Boston, Mass.
Sierra Canyon High (Calif.)

PPG: 6.7 RPG: 1.5 APG: 0.7
FG%: 48.4 3FG%: 50.0 FT%: 79.2



3

Micah Parrish

Guard
6-6, 200, Junior - TR
Detroit, Mich.
River Rogue High/Oakland

PPG: 7.7 RPG: 3.2 APG: 0.7
FG%: 42.5 3FG%: 40.8 FT%: 76.9



4

Jared Barnett

Guard
6-1, 155, Senior - SQ
Los Angeles, Calif.
Westchester High

PPG: 0.4 RPG: 0.4 APG: 0.4
FG%: 14.3 3FG%: 33.3 FT%: -



5

Lamont Butler

Guard
6-2, 195, Junior - 2L
Moreno Valley, Calif.
Riverside Poly High

PPG: 8.5 RPG: 2.4 APG: 3.3
FG%: 40.9 3FG%: 33.3 FT%: 72.5



11

Demarshay Johnson Jr.

Forward
6-10, 235, Redshirt Freshman - HS
Oakland, Calif.
Salesian College Prep

PPG: 1.3 RPG: 0.8 APG: 0.2
FG%: 60.0 3FG%: - FT%: 100.0



12

Darrion Trammell

Guard
5-10, 175, Senior - TR
Marin City, Calif.
Saint Ignatius High/Seattle U

PPG: 9.8 RPG: 2.1 APG: 3.6
FG%: 35.5 3FG%: 31.1 FT%: 75.6




13

Jaedon LeDee

Forward
6-9, 240, Senior - TR
Houston, Texas
The Kinkaid School/Ohio State/TCU

PPG: 7.9 RPG: 5.0 APG: 0.9
FG%: 50.3 3FG%: 0.0 FT%: 77.3




14

Cade Alger

Forward
6-9, 195, Junior - SQ
Ripon, Calif.
Ripon Christian High/Seattle U

PPG: 1.2 RPG: 0.4 APG: 0.0
FG%: 50.0 3FG%: 50.0 FT%: -



20

Matt Bradley

Guard
6-4, 220, Senior - 1L
San Bernardino, Calif.
Wasatch Academy/California

PPG: 13.0 RPG: 3.9 APG: 2.2
FG%: 41.2 3FG%: 37.2 FT%: 79.5



21

Miles Byrd

Guard
6-7, 175, Freshman - HS
Stockton, Calif.
Lincoln High

PPG: 4.3 RPG: 0.5 APG: 1.5
FG%: 53.8 3FG%: 28.6 FT%: 50.0



25

Elijah Saunders

Forward
6-8, 240, Freshman - HS
Phoenix, Ariz.
Sunnyslope High

PPG: 1.1 RPG: 1.3 APG: 0.6
FG%: 27.8 3FG%: 18.2 FT%: 33.3



31

Nathan Mensah

Forward
6-10, 230, Senior - 4L
Labadi, Accra, Ghana
Findley Prep (Nev.)

PPG: 6.6 RPG: 5.8 BPG: 1.5
FG%: 54.8 3FG%: 50.0 FT%: 70.0



33

Aquek Arop

Forward
6-6, 220, Senior - 4L
Omaha, Neb.
Omaha South High

PPG: 4.6 RPG: 2.7 APG: 0.8
FG%: 65.1 3FG%: 25.0 FT%: 65.2



Head Coach

Brian Dutcher

6th season (143-46, 81-25 MW)
Honors
USA Today National Coach of the Year
2x NABC Division I District 17 Coach of the Year
USBWA District IX Coach of the Year
2x MW Coach of the Year
Naismith Coach of the Year Finalist



Assistant Coach

Dave Velasquez

10th season (248-84, 136-42 MW)
Defensive emphasis
21st season overall at SDSU
In 2002-03 was a student manager, then head manager, walk-on, scholarship athlete, director of player development and now AC



Assistant Coach

Chris Acker

4th season (100-22, 59-11 MW)
Offensive emphasis
8th season as a Division 1 AC
In 6 seasons as HC at Citrus College (92-9), and led Citrus to a California state title in 2008



Assistant Coach

JayDee Luster

2nd season (47-15, 28-7 MW)
Recruiting emphasis
7th season as a Division 1 AC



BRIAN DUTCHER

Head Coach

Sixth Season • 24th Season Overall at SDSU • Minnesota, 1982

Brian Dutcher enters his sixth season as San Diego State head men's basketball coach, building on the previous five years in which he led the Aztecs to five title games in Mountain West tournament, its conference-record 11th, 12th, 13th & 14th Mountain West crowns, and to a bid to the NCAA tournament three times. He is the only coach in the 101-year history of San Diego State men's basketball to win at least 20 games in each of his first five seasons. His 119 victories in five seasons (119-40) are the most for any Division I head coach whose first year guiding his current program was 2017-18 and the accompanying win percentage, 74.8 percent, is the highest for any head basketball coach in San Diego State history.

Dutcher has been recognized twice, following the 2019-20 and 2020-21 seasons, with Mountain West Coach of the Year honors and was the National Association of Basketball Coaches (NABC) Division I District 17 Coach of the Year in both those years as well. In addition, Dutcher earned USA Today National Coach of the Year and United States Basketball Writers Association (USBWA) District IX Coach of the Year distinction following the 2019-20 campaign and was one of five finalists for the 2020 Werner Ladder Naimsmith Men's College Coach of the Year Award.

His teams have faced top-25 ranked opponents on 15 occasions and posted a 9-6 record (60.0 percent) and includes wins over Gonzaga, UCLA and Arizona State as well as Nevada (four times) and Colorado State (twice). Since the start of the 2018-19 season, his Aztecs are 4-2 against Pac-12 opponents and 8-4 in multi-team events in season. Since the start of the 2017-18 season, SDSU has the 14th best home win percentage in the nation (88.3 percent), and in the last three years, San Diego State has posted a 91.1-win percentage (41-4) in Viejas Arena, the ninth best in the nation.

The team's success on the court is reflected in the honors his players have earned under his tutelage. In 2020 Malachi Flynn was a consensus All-American, the third Aztecs to earn that honor and the following season Matt Mitchell was recognized by the Associated Press with the All-American moniker.

San Diego State put a player on the USBWA's All-District IX first team in 2020 (Flynn) and 2021 (Mitchell). The NABC has bestowed its All-District 17 honors seven times to an Aztec in the last five years. In 2019, Jalen McDaniels earned first team designation. Flynn, Yannik Weitzell were first team and Mitchell was second team in 2020. In 2021, Mitchell and Jordan Schakel earned first team and second team honors, respectively and in 2022 Matt Bradley was a second team performer.

Within the Mountain West, Flynn was named the 2020 Mountain West Male Athlete of the Year, Player of the Year, Defensive Player of the Year, Newcomer of the Year and a member of the All-Defensive Team. In the same season, KJ Feagin was named to the all-defensive team and one year prior, Jeremy Hemsley was included on the league's all-defensive team. In 2021, Mitchell earned Mountain West Player of the Year, first team All-Mountain West and inclusion on the all-defensive team along with Nathan Mensah. In 2022, Mensah was the Mountain West Defensive Player of the Year and a member of the all-defensive team. Bradley was the Newcomer of the Year. Chad Baker-Mazara was named the Sixth Man of the Year and Lamont Butler garnered all-defensive team honors.

His players have earned 14 all-Mountain West designations and 15 player of the week honors. Two Aztecs, Trey Kell in 2018 and Mitchell in 2021, were named Mountain West tournament MVP among 10 SDSU players who have been included on the league's all-tournament team. In his five seasons, his charges have garnered 14 league all-academic team distinctions with Flynn being named to the 2020 NABC Honors Court.

The 2021-22 campaign featured a 23-9 record and SDSU's second straight appearance in the NCAA tournament and its second consecutive single-digit seed, No. 8. Six of its nine losses were by 6 points or less and after Dec. 8, 2021, five of the team's six defeats were by six points or less. Twice during that stretch, the Aztecs defeated nationally ranked Colorado State.

The team's No. 2 ranking in KenPom's adjusted defensive efficiency was the best for a Dutcher coached team and matched the program's best rating since the start of the 2006-07 season (the team was No. 2 following the 2010-11 campaign). Among its national rankings, SDSU was No. 2 in scoring defense, No. 4 in field goal percentage defense, No. 25 in 3-point field goal percentage defense and No. 32 in blocks per game.

The defensive success was in part due to Mountain West Defensive Player of the Year Nathan Mensah. The Accra, Ghana native averaged 2.2 blocks per game to lead the Mountain West, totaled a career-high 71 blocks for the season, and was No. 5 in offensive rebounds, No. 7 in total rebounds and No. 13 in defensive boards.

Offensively, the team was led by first year player Matt Bradley, who transferred into the program in the summer of 2021. The Mountain West Newcomer of the Year and first-team all-league designee, led the team in virtually every offensive statistical category, including points (542), field goals (186), 3-pointers (57) and free throws (113).

In 2020-21, he guided San Diego State to the Mountain West regular-season and tournament crowns and earned a No. 6-seed in the NCAA tournament. The Aztecs went 23-5 and finished the regular season ranked No. 7 in field goal percentage defense (.387), No. 8 in scoring defense (60.6), No. 12 in scoring margin (+13.5), No. 14 in total steals (233), and No. 16 in turnover margin (+3.9) nationally. Among the Mountain West teams, San Diego State led the league in turnovers forced (15.15), steals per game (8.19), assist-to-turnover ratio (1.25:1), three-point field goal percentage (.381), field goal percentage defense, scoring defense, scoring margin, turnover margin and total steals. The team posted a 14-game win streak, which is the fourth longest in school history and is the third at least nine games under Dutcher.

The 2019-20 squad ripped off a program-record 26-straight wins to open the season and peaked, for eight weeks, at a No. 4 ranking in both national polls, before finishing the regular season at No. 6. The Aztecs went 30-2, including 17-1 in Mountain West play.

In program history, his team's 30 wins in 2019-20 are the third most in a season and its two defeats are the fewest. SDSU's 17 wins in conference play are the most in program history, and its one loss is the fewest in the Aztecs' Division I era and equals the fewest since 1926-27, when it moved from junior college competition to the National Association of Intercollegiate Athletics (NAIA). San Diego State opened the 2019-20 league slate with a 15-game

winning streak, which set a new Mountain West record.

Led by junior guard and consensus second-team All-American Malachi Flynn, the team won the Continental Tires Las Vegas Invitational with a blowout victory over Creighton and a 16-point comeback win against Iowa in the championship game. A month later, three days after Utah defeated then No. 6 Kentucky, the Aztecs handed the Utes a 28-point drubbing in the Basketball Hall of Fame Classic.

With the expected return for the postseason of forward Nathan Mensah, who had been sidelined for the final 19 games of the year, San Diego State was poised for a deep run in the NCAA Tournament. The Aztecs were projected to be either a No. 1 or No. 2 seed and some felt were a Final Four team, but the corona virus pandemic put an end to the postseason and fans were left to wonder what could have been.

In 2017-18, his first season as head coach, he was the only Division I coach to guide his team to the NCAA Tournament after going 22-10 in the regular season, including winning the 2018 Mountain West Tournament championship.

Over the course of his 23 years at San Diego State, Dutcher has helped the Aztecs reach the postseason 16 times, including 11 trips to the NCAA tournament, win a conference-best 14 Mountain West titles and record 17 seasons of at least 20 victories.

Since 2008-09, SDSU has twice advanced to the NCAA Sweet 16 (2011, 2014) and NIT semifinal (2009, 2016), won at least 25 games eight times and captured 11 MW championships (seven regular season, four tournament).

In his first year on The Mesa (1999-00) the Aztecs won only five games, but improved upon their win total from the season before. After that, San Diego State posted a 14-14 record in 2000-01, before winning the 2002 MW Championship, earning an NCAA tournament bid, and finishing with a 21-12 record. The 2002-03 campaign saw SDSU receive an NIT invitation, which culminated in the program's first Division I postseason victory.

After helping attract the program's first McDonald's All-American to the 2002-03 squad, Dutcher assisted in securing the signatures of future starters and all-league performers Brandon Heath and Marcus Slaughter. The duo started their first two seasons on The Mesa, leading to the 2005-06 campaign that produced the school's first MW regular-season and tournament title sweep. The Aztecs advanced to the NCAA tournament and ultimately won a then-school-record 24 games. That appearance led to a string of 10 consecutive postseason berths.

Brian Dutcher Year-By-Year (Division I Only)

Year	School (Position)	Overall		Conference		Postseason/Championships
		W-L	Pct.	W-L	Pct.	
10 Seasons at Michigan (AC)		233-98	.704	111-67	.624	8 NAAs, 10 Postseason Appearances, NCAA Champion (1989), NCAA Runner Up (1992, 93)
Year	School (Position)	Overall W-L	Pct.	Conference W-L	Pct.	Postseason/Championships
1999-00	SDSU (Asst. HC)	5-23	.179	0-14	.000	
2000-01	SDSU (Asst. HC)	14-14	.500	4-10	.286	
2001-02	SDSU (Asst. HC)	21-12	.636	7-7	.500	NCAA 1st round; MW Tournament
2002-03	SDSU (Asst. HC)	16-14	.533	6-8	.429	NIT second round
2003-04	SDSU (Asst. HC)	14-16	.467	5-9	.357	
2004-05	SDSU (Asst. HC)	11-18	.379	4-10	.286	
2005-06	SDSU (Asst. HC)	24-9	.727	13-3	.813	NCAA 1st Round; MW RS, Tournament
2006-07	SDSU (Asst. HC)	22-11	.667	10-6	.625	NIT 2nd Round
2007-08	SDSU (Asst. HC)	20-13	.606	9-7	.563	NIT 1st Round
2008-09	SDSU (Asst. HC)	26-10	.722	11-5	.688	NIT Semifinals
2009-10	SDSU (Asst. HC)	25-9	.735	11-5	.688	NCAA 1st Round; MW Tournament
2010-11	SDSU (Asst. HC)	34-3	.919	14-2	.875	NCAA Sweet 16; MW RS, Tournament
2011-12	SDSU (HC/W)	26-8	.765	10-4	.714	NCAA 2nd Round; MW RS
2012-13	SDSU (HC/W)	23-11	.676	9-7	.563	NCAA 3rd Round
2013-14	SDSU (HC/W)	31-5	.861	16-2	.889	NCAA Sweet 16; MW RS
2014-15	SDSU (HC/W)	27-9	.750	14-4	.778	NCAA 3rd Round; MW Co-RS
2015-16	SDSU (HC/W)	28-10	.737	16-2	.889	NIT Semifinals; MW RS
2016-17	SDSU (HC/W)	19-14	.576	9-9	.500	
18 Seasons as Asst. Coach		386-209	.648	168-114	.596	8 NAAs, 13 Postseason Appearances
2017-18	SDSU (HC)	22-11	.667	11-7	.611	NCAA 1st Round; MW Tournament
2018-19	SDSU (HC)	21-13	.617	11-7	.611	
2019-20	SDSU (HC)	30-2	.966	17-1	.944	MW Regular Season (postseason canceled)
2020-21	SDSU (HC)	23-5	.821	14-3	.824	NCAA 1st Round, MW RS & Tournament
2021-22	SDSU (HC)	23-9	.719	13-4	.765	NCAA 1st Round
2022-23	SDSU (HC)	23-6	.800	15-3	.833	MW Regular Season
5+ Season as SDSU HC		143-46	.757	81-25	.764	3 NCAA, 5 MW Titles
23+ Seasons at SDSU		529-255	.675	249-139	.642	11 NAAs, 16 Postseason Appearances
		Overall		Conference		Postseason
		W-L	Pct.	W-L	Pct.	
33+-Season Career Totals		762-353	.683	360-206	.636	19 NAAs, 26 Postseason Appearances

INSIDE THE SERIES

All-Time Series History	
Overall	SDSU, 50-43
At San Diego, Calif.	SDSU, 30-14
At Viejas Arena	SDSU, 20-4
At Fort Collins, Colo.	CSU, 27-15
At Moby Arena	CSU, 27-15
At Neutral Sites	SDSU, 5-2
Pre-WAC	CSU, 1-0
WAC	CSU, 26-12
MW	SDSU, 37-16
WAC Tournament	NA
MW Tournament	SDSU, 4-2
Streaks	
Current	SDSU, 2
Longest SDSU Streak	9
Longest CSU Streak	12
Current Streak At SDSU	SDSU, 3
Current Streak At CSU	SDSU, 1
Current MW Tourney	SDSU, 1
Coaching Records	
Brian Dutcher vs. Colorado State	10-2
Niko Medved vs. SDSU	2-8
San Diego State	
Most Points	
97 (97-78), Jan. 24, 2018	
Most Points At SDSU	
97 (97-78), Jan. 24, 2018	
Most Points At CSU	
89 (89-102), March 3, 2003	
Most Points in MW Tourney	
79 (79-69), March 9, 2012	
Largest Margin of Victory	
30 (79-49), Jan. 8, 2022	
Largest Margin At SDSU	
30 (79-49), Jan. 8, 2022	
Largest Margin At CSU	
22 (79-57), Dec. 4, 2019	
Largest Margin in MW Tourney	
13 (56-43), March 13, 2015	
Colorado State	
Most Points	
102 (102-89), March 3, 2003	
Most Points At SDSU	
93 (93-90), Jan. 18, 1997	
Most Points At CSU	
102 (102-89), March 3, 2003	
Most Points in MW Tourney	
71 (71-63), March 10, 2017	
71 (71-72), March 11, 2010	
Largest Margin of Victory	
35 (101-66), Feb. 5, 2001	
Largest Margin At SDSU	
28 (74-46), Feb. 12, 2000	
Largest Margin At CSU	
35 (101-66), Feb. 5, 2001	
Largest Margin in MW Tourney	
8 (71-63), March 10, 2017	

SDSU vs. COLORADO STATE

ALL-TIME SERIES HISTORY AND RESULTS



SERIES - SDSU LEADS, 50-43 (H: 30-14; A: 15-27; N: 5-2)

Date	Winner	Site	SD	CS	Date	Winner	Site	SD	CS	Date	Winner	Site	SD	CS
12.30.61	CSU	H	57	72	1.8.94	CSU	PG-H	60	74	2.2.11	SDSU-7	A	56	54
1.13.79	CSU	A	76	82	2.24.94	CSU	A	83	98	3.5.11	SDSU-9	VA-H	66	48
2.9.79	SDSU	SA-H	90	83	1.4.95	CSU	A	64	80	1.28.12	CSU-13	A	60	77
1.3.80	SDSU	SA-H	86	71	3.4.95	SDSU	PG-H	75	58	2.25.12	SDSU-24	VA-H	74	66
2.2.80	CSU	A	66	68	1.2.96	SDSU	SA-H	87	67	3.9.12	SDSU-18	MW-N	79	69
1.5.81	SDSU	SA-H	78	66	2.29.96	CSU	A	74	87	1.12.13	SDSU-16 (ot)	VA-H	79	72
2.5.81	SDSU	A	53	51	1.18.97	CSU (ot)	PG-H	90	93	2.13.13	24-CSU	A	60	66
1.23.82	SDSU	A	57	50	2.13.97	CSU	A	74	87	1.1.14	SDSU-21	A	71	61
3.4.82	SDSU	SA-H	68	62	1.27.00	CSU	A	67	75	2.1.14	SDSU-5	VA-H	65	56
1.27.83	SDSU	PG-H	59	45	2.12.00	CSU	CA-H	46	74	1.24.15	CSU	A	73	79
2.28.83	CSU	A	55	70	2.5.01	CSU	A	66	101	2.14.15	SDSU	H	72	63
2.4.84	CSU	A	63	68	3.3.01	SDSU	CA-H	78	73	3.13.15	SDSU	MW-N	56	43
2.29.84	CSU	PG-H	59	61	1.19.02	SDSU	CA-H	81	69	1.13.16	SDSU	A	69	62
2.7.85	SDSU	SA-H	75	72	2.16.02	SDSU	A	75	63	2.2.16	SDSU	VA-H	69	67
2.23.85	CSU	A	72	78	2.1.03	CSU	CA-H	72	69	1.28.17	CSU	VA-H	77	78
1.4.86	SDSU	SA-H	72	56	3.3.03	CSU	A	89	102	2.25.17	CSU	A	55	56
1.30.86	CSU	A	72	75	1.24.04	CSU (2ot)	A	82	92	3.10.17	CSU	MW-N	63	71
1.10.87	CSU	A	79	84	2.23.04	SDSU	CA-H	72	64	1.2.18	SDSU	A	77	68
2.5.87	CSU	SA-H	62	64	1.24.05	SDSU	CA-H	84	77	1.24.18	SDSU	VA-H	97	78
1.22.88	CSU	A	54	78	2.19.05	CSU (ot)	A	88	93	2.12.19	SDSU	A	71	60
3.3.88	CSU	SA-H	59	76	1.4.06	SDSU	CA-H	83	75	12.4.19	SDSU	A	79	57
1.5.89	SDSU	SA-H	62	57	2.4.06	SDSU	A	85	81	2.25.20	SDSU-4	VA-H	66	60
2.2.89	CSU	A	47	67	3.9.06	SDSU	MW-N	64	52	1.2.21	CSU	VA-H	67	70
2.18.90	CSU	SA-H	57	64	1.13.07	SDSU	CA-H	81	76	1.4.21	SDSU	VA-H	78	65
3.3.90	CSU	A	45	62	2.10.07	SDSU	A	81	66	1.8.22	20-SDSU	VA-H	79	49
1.12.91	CSU	A	51	61	3.8.07	CSU	MW-N	64	69	2.4.22	CSU	A	57	58
2.14.91	CSU	SA-H	50	67	1.29.08	SDSU	A	83	82	3.11.22	23-SDSU	MW-N	63	58
1.30.92	CSU	A	63	76	3.1.08	SDSU	CA-H	86	62	1.18.23	SDSU	A	82	76
2.22.92	CSU	SA-H	66	74	1.31.09	SDSU	A	78	59	2.21.23	SDSU-22	VA-H	77	58
1.9.93	CSU	A	67	82	3.4.09	SDSU	CA-H	68	59					
2.27.93	CSU	PG-H	78	79	1.30.10	SDSU	A	64	52					
					3.3.10	SDSU	VA-H	68	55					
					3.11.10	SDSU	MW-N	72	71					

Opponent national ranking to the left of winning team name. SDSU national ranking to the right of winning team name.

SAN DIEGO STATE vs. COLORADO STATE CAREER STATISTICS

Player	Record	G-S	Min.-Avg.	FG-A	Pct.	3FG-A	Pct.	FT-A	Pct.	OR	DR	TR	RPG	Ast.	TO	Blk.	Stl.	Pts.	PPG
Matt Bradley	4-1	5-5	143-28.6	28-65	.431	12-24	.500	17-19	.895	6	17	23	4.6	11	10	2	4	85	17.0
Micah Parrish	2-0	2-0	49-24.5	9-13	.692	6-8	.750	3-5	.600	4	3	7	3.5	1	2	0	5	27	13.5
Darion Trammell	2-0	2-2	61-30.5	8-19	.421	1-8	.125	5-7	.714	0	5	5	2.5	11	6	0	3	22	11.0
Jaedon LeDee	2-0	2-0	34-17.0	6-11	.545	0-1	.000	6-9	.667	4	8	12	6.0	2	1	0	1	18	9.0
Lamont Butler	5-2	7-5	149-21.3	21-48	.438	5-15	.333	14-15	.933	5	13	18	2.6	14	10	1	13	61	8.7
Nathan Mensah	7-2	9-9	205-22.8	21-36	.583	0-0	.000	8-16	.500	19	30	49	5.4	6	5	13	6	50	5.6
Aguek Arop	8-1	9-0	144-16.0	20-37	.541	1-4	.250	8-13	.615	12	13	25	2.8	6	11	5	8	49	5.4
Adam Seiko	6-2	8-2	162-20.3	10-3	.303	9-28	.321	8-12	.667	1	15	16	2.0	13	10	0	2	37	4.6
Keshad Johnson	4-2	6-5	113-18.8	7-21	.333	0-6	.000	10-18	.556	13	15	28	4.7	4	6	3	5	24	4.0
Jared Barnett	2-0	2-0	3-1.5	0-1	.000	0-1	.000	0-0	.000	0	1	1	0.5	0	0	0	0	0	0.0
Cade Alger	1-0	1-0	2-2.0	0-0	.000	0-0	.000	0-0	.000	0	1	1	1.0	0	0	0	0	0	0.0
Triston Broughton	1-0	1-0	1-1.0	0-0	.000	0-0	.000	0-0	.000	0	0	0	0.0	0	0	0	0	0	0.0
Tyler Broughton	1-0	1-0	1-1.0	0-1	.000	0-1	.000	0-0	.000	0	0	0	0.0	0	0	0	0	0	0.0
Dem. Johnson Jr.	1-0	1-0	1-1.0	0-0	.000	0-0	.000	0-0	.000	0	0	0	0.0	0	0	0	0	0	0.0
Elijah Saunders	1-0	1-0	2-2.0	0-0	.000	0-0	.000	0-0	.000	1	0	1	1.0	0	0	0	1	0	0.0

SAN DIEGO STATE VS. COLORADO STATE: MOUNTAIN WEST ERA

	Site/Date	FG-FGA	Pct	3P-3PA	Pct	FT-FTA	Pct	Off-Def	Tot	PF	AT	TO	BS	ST	1st-2nd	Pts
SDSU at Colorado State	A 1/27/00	22-45 20-52	.489 .385	6-11 9-21	.545 .429	17-21 26-33	.810 .788	9-23 11-17	32 28	27 16	14 14	21 10	1 6	7 9	21-46 30-45	67 75
at SDSU Colorado State	H 2/12/00	16-47 26-61	.340 .426	3-13 7-26	.231 .269	11-16 12-22	.688 .545	10-14 13-31	24 44	13 13	9 17	10 16	1 5	6 7	25-21 30-44	46 71
SDSU at Colorado State	A 2/5/01	18-48 26-52	.375 .500	7-17 9-18	.412 .500	13-21 16-22	.619 .727	7-17 14-19	24 43	20 18	12 21	10 11	3 1	6 3	23-33 41-36	56 77
at SDSU Colorado State	H 3/3/01	25-41 24-48	.610 .500	4-14 10-24	.286 .417	24-32 15-20	.750 .750	8-16 8-13	24 21	18 25	10 16	14 13	2 0	6 5	35-43 30-43	78 73
SDSU Colorado State	H 1/19/02	26-49 26-55	.531 .473	5-12 8-17	.417 .471	24-33 9-18	.727 .500	9-24 11-18	33 29	20 24	18 21	18 22	4 1	8 7	37-44 34-35	81 69
SDSU at Colorado State	A 2/16/02	28-47 26-63	.596 .413	3-8 2-11	.375 .182	16-26 9-17	.615 .529	10-27 16-18	37 34	21 25	0 8	16 12	3 1	7 9	28-47 20-43	75 63
at SDSU Colorado State	H 2/1/03	27-69 25-52	.391 .481	6-24 4-16	.250 .250	9-15 18-21	.600 .857	22-18 9-21	40 30	20 19	11 16	12 15	3 11	9 2	31-38 37-35	69 72
SDSU at Colorado State	A 3/3/03	31-56 34-55	.554 .618	7-15 8-14	.467 .571	20-30 26-34	.667 .765	11-14 12-19	25 31	28 22	12 27	14 12	4 3	6 8	36-53 52-50	89 102
SDSU at Colorado State	A 1/24/04	30-90 25-45	.333 .556	3-22 5-10	.136 .500	19-32 37-53	.594 .698	25-21 5-45	46 50	33 23	12 20	7 22	6 11	14 1	26-36-11-9 28-34-11-19	82 92
at SDSU Colorado State	H 2/23/04	27-57 25-51	.474 .490	4-13 4-14	.308 .286	14-20 10-11	.700 .909	12-20 7-22	32 29	13 20	16 13	9 14	6 5	8 7	34-38 32-32	72 64
at SDSU Colorado State	H 1/24/05	28-53 26-50	.528 .520	9-17 6-14	.529 .429	19-26 19-27	.731 .704	8-17 12-20	25 32	22 20	18 15	7 15	5 3	11 3	44-40 33-44	84 77
SDSU at Colorado State	A 2/19/05	31-68 31-55	.456 .564	11-22 4-9	.500 .444	15-20 27-29	.750 .931	14-17 8-25	31 33	27 14	14 20	15 16	3 5	11 8	39-39-10 37-41-15	88 93
at SDSU Colorado State	H 1/4/06	30-57 30-62	.526 .484	6-16 7-20	.375 .350	17-19 8-9	.895 .889	10-21 10-17	31 27	16 17	16 20	18 18	2 3	10 10	37-46 32-43	83 75
SDSU at Colorado State	A 2/4/06	30-47 30-57	.638 .526	9-15 6-13	.600 .462	16-20 15-17	.800 .882	4-19 10-17	23 27	18 19	19 12	19 17	4 1	11 10	45-40 39-42	85 81
SDSU vs. Colorado State	N 3/9/06	23-68 20-45	.338 .444	5-17 4-11	.294 .364	13-19 8-13	.684 .615	24-18 10-24	42 34	16 15	13 11	7 17	2 10	8 5	36-28 27-25	64 52
at SDSU Colorado State	H 1/15/07	27-51 30-61	.529 .492	6-13 8-23	.462 .348	21-24 8-12	.875 .667	7-22 11-18	29 29	16 20	17 13	14 13	3 3	4 5	41-40 41-35	81 76
SDSU at Colorado State	A 2/10/07	30-63 27-67	.476 .403	6-17 5-16	.353 .313	15-17 7-12	.882 .583	9-30 12-25	39 37	10 19	17 14	16 15	6 1	9 11	38-43 34-32	81 66
SDSU vs. Colorado State	N 3/9/07	25-56 27-53	.446 .509	7-24 3-9	.292 .333	7-13 12-18	.538 .667	9-16 12-24	25 36	16 16	20 12	13 17	4 3	10 5	30-34 31-38	64 69
SDSU at Colorado State	A 1/29/08	32-65 30-65	.492 .462	4-16 14-25	.250 .560	15-21 8-12	.714 .667	16-30 6-20	46 26	12 15	17 16	11 6	5 5	3 8	35-48 37-45	83 82
at SDSU Colorado State	H 3/1/08	34-60 25-56	.567 .446	10-19 3-13	.526 .231	8-14 9-14	.571 .643	16-25 9-15	38 24	15 17	23 9	11 11	5 2	7 7	45-41 28-34	86 62
SDSU at Colorado State	A 1/31/09	29-51 22-53	.569 .415	7-14 4-16	.500 .250	13-17 11-13	.765 .846	9-17 14-15	26 29	15 15	12 11	15 20	2 4	10 3	35-43 24-35	78 59

SAN DIEGO STATE VS. COLORADO STATE: MOUNTAIN WEST ERA

	Site/Date	FG-FGA	Pct	3P-3PA	Pct	FT-FTA	Pct	Off-Def	Tot	PF	AT	TO	BS	ST	1st-2nd	Pts
at SDSU	H	28-57	.491	4-14	.286	8-15	.533	12-24	36	17	14	12	3	9	36-32	68
Colorado State	3/4/09	20-59	.339	5-19	.263	14-16	.875	13-22	35	17	12	13	3	6	33-26	59
SDSU	A	21-50	.420	4-14	.286	18-33	.545	15-25	40	18	10	15	3	10	32-32	64
at Colorado State	1/30/10	18-49	.367	2-15	.133	14-23	.609	12-21	33	25	8	19	4	6	24-28	52
at SDSU	H	23-48	.479	8-21	.381	14-18	.778	10-22	32	13	15	15	5	5	33-35	68
Colorado State	3/3/10	22-55	.400	2-14	.143	9-16	.563	15-17	32	16	12	14	1	6	19-36	55
SDSU	N	27-51	.529	1-10	.100	17-28	.607	11-16	27	18	16	13	5	9	41-31	72
vs. Colorado State	3/11/10	28-57	.491	8-15	.533	7-11	.636	16-14	30	19	15	17	2	6	33-38	71
(7/6) SDSU	A	22-55	.400	4-16	.250	8-10	.800	5-29	34	18	11	13	3	7	31-25	56
at Colorado State	2/2/11	19-52	.365	2-8	.250	14-22	.636	7-30	37	16	14	12	2	6	29-25	54
at (9/9) SDSU	H	23-50	.460	2-18	.111	18-19	.947	9-20	29	12	9	10	8	5	27-39	66
Colorado State	3/5/11	18-49	.367	2-12	.167	10-15	.667	12-18	30	15	8	15	1	8	27-21	48
(13/12) SDSU	A	20-64	.313	3-21	.143	17-20	.850	11-19	30	20	7	8	4	6	28-32	60
at Colorado State	1/28/12	24-49	.490	6-13	.462	23-23	1.000	6-34	40	20	13	17	0	1	40-37	77
at (24/25) SDSU	H	24-56	.429	6-16	.375	20-24	.833	12-27	39	14	10	7	8	2	30-44	74
Colorado State	2/25/12	26-66	.394	5-14	.357	9-11	.818	13-20	33	20	9	5	3	3	34-32	66
(18/21) SDSU	N	27-56	.482	8-18	.444	17-22	.773	11-27	38	15	15	7	4	5	38-41	79
vs. Colorado State	3/9/12	25-58	.431	8-22	.364	11-13	.843	6-19	25	18	9	7	1	5	39-30	69
at (16/15) SDSU	H	24-62	.387	13-29	.448	18-25	.720	8-30	38	15	14	9	4	4	41-22-16	79
Colorado State	1/12/13	27-75	.360	6-22	.273	12-19	.632	19-35	54	16	9	10	3	4	23-40-9	72
(rv/22) SDSU	A	23-59	.390	6-16	.375	8-14	.571	11-20	31	14	7	8	6	6	35-25	60
at (24/24) Colorado State	2/13/13	24-57	.421	6-14	.429	12-17	.706	14-29	43	12	16	11	1	5	35-31	66
(21/119) SDSU	A	27-56	.482	5-16	.313	12-21	.571	16-23	39	20	7	14	6	10	36-35	71
at Colorado State	1/1/14	20-52	.385	3-14	.214	18-25	.720	14-21	35	19	7	14	2	3	27-34	61
at (5/5) SDSU	H	21-56	.375	0-10	.000	23-34	.375	11-29	40	18	5	4	6	4	32-33	65
Colorado State	2/1/14	21-58	.362	2-14	.143	12-18	.667	9-31	40	23	6	10	6	1	20-36	56
SDSU	A	28-59	.475	8-19	.421	9-17	.529	12-20	32	19	11	7	3	2	32-41	73
at Colorado State	1/24/15	25-54	.463	12-21	.571	17-22	.773	11-25	36	14	15	5	1	3	40-39	79
at SDSU	H	24-49	.490	4-16	.250	20-26	.769	8-27	35	15	11	12	7	4	37-35	67
Colorado State	2/14/15	26-66	.394	2-19	.105	9-14	.643	13-19	32	20	6	7	1	6	26-37	83
(rv/25) SDSU	N	23-52	.442	5-12	.417	5-9	.556	10-25	35	8	10	7	4	4	24-32	56
vs. Colorado State	3/13/15	17-53	.321	6-20	.300	3-5	.600	10-21	31	11	9	9	8	1	18-25	43
SDSU	A	25-57	.439	6-20	.300	13-15	.867	5-25	30	19	11	9	2	6	29-40	69
at Colorado State	1/13/16	21-52	.404	6-25	.240	14-17	.824	8-28	36	17	13	14	2	2	31-31	62
at SDSU	H	25-56	.446	4-17	.235	15-21	.714	13-25	38	17	12	13	6	8	32-37	69
Colorado State	2/2/16	24-56	.429	10-23	.435	9-14	.643	8-20	28	20	13	12	1	4	28-39	67
at SDSU	H	26-58	.448	6-22	.273	19-28	.679	14-21	35	15	9	5	2	4	33-44	77
Colorado State	1/28/17	28-61	.459	10-18	.556	12-14	.857	13-20	33	22	11	7	3	2	23-55	78
SDSU	A	21-59	.356	7-22	.318	6-7	.857	14-23	37	16	6	9	5	4	33-22	55
at Colorado State	2/25/17	19-60	.317	7-30	.233	11-15	.733	20-25	45	11	9	10	6	4	21-35	56
SDSU	N	24-59	.407	5-19	.263	10-15	.667	12-20	32	19	8	11	2	7	36-27	63
vs. Colorado State	3/10/17	22-47	.468	7-21	.333	20-25	.800	6-26	32	13	8	13	1	10	30-41	71

SAN DIEGO STATE VS. COLORADO STATE: MOUNTAIN WEST ERA

	Site/Date	FG-FGA	Pct	3P-3PA	Pct	FT-FTA	Pct	Off-Def	Tot	PF	AT	TO	BS	ST	1st-2nd	Pts
SDSU	A	28-58	.483	9-20	.450	12-18	.667	15-30	45	16	15	16	3	8	34-43	77
at Colorado State	1/2/18	25-62	.403	8-19	.421	10-17	.588	13-19	32	20	12	11	5	10	31-37	68
at SDSU	H	35-63	.556	13-30	.433	14-21	.667	10-18	28	12	25	9	0	9	47-50	97
Colorado State	1/24/18	29-60	.483	11-25	.440	9-11	.818	12-19	31	21	16	16	2	7	33-45	78
SDSU	A	27-52	.519	9-22	.409	8-13	.615	10-25	35	12	11	16	5	8	29-42	71
at Colorado State	2/12/19	25-58	.431	7-26	.269	3-6	.500	9-18	27	10	14	14	2	9	26-34	60
SDSU	A	30-61	.492	9-26	.346	10-11	.909	12-28	40	15	15	7	1	2	38-41	79
at Colorado State	12/4/19	20-52	.385	4-18	.222	13-20	.650	7-20	27	16	14	8	2	4	32-25	57
at (5/5) SDSU	H	19-54	.352	11-33	.333	17-20	.850	8-26	34	14	13	12	3	8	34-32	66
Colorado State	2/25/20	21-53	.396	5-20	.250	13-17	.765	7-29	36	18	10	14	2	6	36-24	60
at (-/rv) SDSU	H	23-57	.404	14-30	.467	7-12	.583	5-26	31	17	18	10	3	9	40-27	67
Colorado State	1/2/21	24-57	.421	11-27	.407	11-13	.846	8-31	39	15	16	13	1	4	33-37	70
at SDSU	H	29-52	.558	14-27	.519	6-11	.545	6-24	30	25	18	17	4	8	50-28	78
Colorado State	1/4/21	20-47	.426	7-20	.350	18-25	.720	8-19	27	16	15	17	1	7	24-41	65
at SDSU	H	28-58	.483	8-17	.471	15-20	.750	14-24	38	24	14	15	11	8	36-43	79
(20/19) Colorado State	1/8/22	12-43	.279	3-20	.150	22-26	.846	7-14	21	19	5	17	9	5	32-17	49
SDSU	A	19-63	.302	6-19	.316	13-17	.765	18-25	43	18	8	17	9	2	18-39	57
at (rv/rv) Colorado State	2/4/22	20-49	.408	5-19	.263	13-18	.722	6-25	31	16	13	15	5	5	23-35	58
vs. (rv/rv) SDSU	N	22-48	.458	6-18	.333	13-18	.722	13-19	32	17	16	14	6	2	35-28	63
vs. (23/24) Colorado State	3/11/22	22-46	.478	6-21	.286	8-16	.500	8-16	24	19	12	14	8	1	26-32	58
(rv/rv) SDSU	A	29-64	.453	7-19	.368	17-25	.680	14-24	38	17	17	10	10	4	28-37-17	82
at Colorado State	1/18/23	26-57	.456	11-29	.379	13-15	.867	7-25	32	23	19	14	7	8	34-31-11	76
at (22/20) SDSU	H	26-54	.481	6-21	.286	19-23	.826	10-19	29	8	13	9	9	3	41-36	77
Colorado State	2/21/23	24-50	.480	3-14	.214	7-9	.778	8-18	26	18	9	16	5	1	26-32	58

INSIDE THE SERIES

All-Time Series History

Overall	SDSU, 70-56
At San Diego, Calif.	SDSU, 41-20
At Viejas Arena	SDSU, 8-5
At Fresno, Calif.	FS, 33-26
At Save Mart Center	SDSU, 10-4
At Neutral Sites	tied, 3-3
Pre-MW	SDSU, 54-48
MW	SDSU, 16-8
MW Tournament	tied, 2-2

Streaks

Current	SDSU, 8
Longest SDSU Streak	10
Longest FS Streak	10
Current Streak At SDSU	SDSU, 2
Current Streak At FS	SDSU, 5
Current MW Tourney	SDSU, 2

Coaching Records

Brian Dutcher vs. Fresno State	9-4
Justin Hutson vs. SDSU	2-8

San Diego State

Most Points
106 (106-95), Feb. 13, 1971
Most Points At SDSU
106 (106-95), Feb. 13, 1971
Most Points At FS
96 (96-97), Jan. 30, 1971
96 (96-88), Jan. 27, 1956
Most Points in MW Tourney
64 (64-52), March 8, 2018
Largest Margin of Victory
25 (113-88), Dec. 3, 1977
Largest Margin At SDSU
38 (62-24), Jan. 6, 1940
Largest Margin At FS
22 (51-29), Jan. 10, 1947
Largest Margin in MW Tourney
12 (64-52), March 8, 2018

Fresno State

Most Points
103 (103-92), March 1, 1997
Most Points At SDSU
103 (103-92), March 1, 1997
Most Points At FS
101 (101-80), Jan. 28, 1999
Most Points in MW Tourney
68 (68-63), March 12, 2016
Largest Margin of Victory
35 (92-57), March 5, 1998
Largest Margin At SDSU
16 (71-55), Feb. 9, 1957
Largest Margin At FS
29 (59-30), Feb. 20, 1942
Largest Margin in MW Tourney
5 (68-63), March 12, 2016

SDSU vs. FRESNO STATE

ALL-TIME SERIES HISTORY AND RESULTS



SERIES - SDSU LEADS, 70-56 (H: 41-20; A: 26-33; N: 3-3)

Date	Winner	Site	SD	FS	Date	Winner	Site	SD	FS	Date	Winner	Site	SD	FS
1.5.40	SDSU	AG-H	42	29	1.13.62	FS	PG-H	65	77	1.30.97	FS	A	71	87
1.6.40	SDSU	AG-H	62	24	2.17.62	FS	A	69	73	3.1.97	FS	SA-H	92	103
1.10.41	SDSU	AG-H	45	31	1.11.63	SDSU (ot)	PG-H	65	60	1.31.98	FS	CA-H	94	97
1.11.41	SDSU	AG-H	45	31	2.15.63	FS	A	56	64	2.26.98	FS	A	70	86
1.24.41	SDSU	A	46	39	1.11.64	FS	A	63	74	3.5.98	FS	WAC-N	57	92
1.25.41	SDSU	A	52	38	2.15.64	FS	PG-H	61	68	1.28.99	FS	A	80	101
2.6.42	SDSU	AG-H	36	35	1.16.65	SDSU	PG-H	69	67	2.25.99	FS	CA-H	84	95
2.7.42	SDSU	AG-H	37	26	2.20.65	FS	A	72	90	11.27.00	FS	A	62	70
2.20.42	FS	A	30	59	1.14.66	FS	A	49	86	12.8.01	21-SDSU	CA-H	93	78
2.21.42	SDSU	A	48	46	2.18.66	SDSU	PG-H	69	66	11.11.07	SDSU	A	89	72
1.18.46	SDSU	AG-H	48	29	1.14.67	SDSU	PG-H	84	63	11.22.08	SDSU	CA-H	80	56
1.19.46	SDSU	AG-H	57	33	2.18.67	FS	A	62	76	11.23.09	SDSU	A	62	58
2.8.46	SDSU	A	38	33	1.12.68	SDSU	A	71	60	1.9.13	SDSU-16	A	65	62
2.9.46	SDSU	A	52	40	2.16.68	SDSU	PG-H	86	70	2.9.13	SDSU	VA-H	75	53
1.10.47	SDSU	A	51	29	1.11.69	FS	PG-H	78	91	1.15.14	SDSU-10	VA-H	68	60
2.14.47	SDSU	AG-H	45	31	2.15.69	FS	A	69	87	3.1.14	SDSU-13	A	82	67
2.15.47	FS	AG-H	35	37	1.30.70	FS	PG-H	86	88	1.3.15	FS	A	57	59
2.6.48	SDSU	AG-H	43	38	2.13.70	FS	A	91	100	1.27.15	SDSU	VA-H	58	47
2.7.48	SDSU	AG-H	57	47	1.30.71	FS	A	96	97	1.19.16	SDSU (ot)	VA-H	73	67
2.27.48	FS	A	64	70	2.13.71	SDSU	PG-H	106	95	2.10.16	FS	A	57	58
1.14.49	SDSU	A	63	54	2.4.72	SDSU	SA-H	73	72	3.12.16	FS	MW-N	63	68
2.25.49	SDSU	AG-H	71	51	3.4.72	SDSU	A	90	80	2.4.17	SDSU	A	70	67
2.18.50	FS	A	55	61	1.13.73	SDSU	A	79	71	2.22.17	FS	VA-H	55	63
2.25.50	SDSU	AG-H	84	65	3.3.73	SDSU	SA-H	76	75	1.17.18	FS	VA-H	73	77
1.13.51	SDSU	AG-H	69	52	1.19.74	SDSU	PG-H	57	56	2.6.18	FS	A	61	79
1.27.51	SDSU	A	54	49	2.16.74	SDSU	A	80	78	3.8.18	SDSU	MW-N	64	52
1.12.53	SDSU	AG-H	71	56	1.30.75	SDSU	PG-H	73	60	1.22.19	FS	A	62	66
3.2.53	SDSU	A	82	79	3.2.75	FS	A	64	68	3.7.19	FS	VA-H	74	76
1.9.54	SDSU	AG-H	66	51	1.31.76	SDSU	PG-H	103	84	1.1.20	SDSU-13	VA-H	61	52
1.30.54	SDSU	A	78	67	2.26.76	FS	A	82	87	1.14.20	SDSU-7	A	64	55
1.29.55	SDSU	A	73	56	1.27.77	FS	A	61	77	2.18.21	SDSU-25	A	67	53
2.11.55	SDSU	AG-H	82	64	2.19.77	SDSU	PG-H	80	58	2.20.21	SDSU-25	A	75	57
1.27.56	SDSU	A	96	88	3.2.77	SDSU	PCAA-H	51	41	2.19.22	SDSU	A	61	44
1.28.56	FS	A	86	88	1.21.78	FS	A	49	59	3.3.22	SDSU	20T-VA-H	65	64
2.8.57	FS	AG-H	78	83	2.16.78	SDSU	SA-H	45	41	3.10.22	SDSU	MW-N	53	46
2.9.57	FS	AG-H	55	71	12.28.85	FS	SA-H	49	61	2.15.23	SDSU-21	A	45	43
1.10.58	SDSU (ot)	AG-H	73	71	1.30.93	FS	PG-H	67	72					
1.31.58	FS	A	65	93	2.6.93	FS	A	70	78					
3.4.58	FS (ot)	N	73	76	1.27.94	FS	A	59	76					
1.30.59	FS	A	59	73	2.3.94	FS	PG-H	79	93					
2.20.59	SDSU	AG-H	74	69	1.21.95	FS	PG-H	65	69					
1.23.60	FS	AG-H	57	61	2.11.95	FS	A	58	66					
1.29.60	FS	A	62	80	3.8.95	SDSU	WAC-N	71	57					
1.14.61	FS	A	53	54	1.18.96	FS	A	67	79					
2.18.61	FS	AG-H	60	64	2.8.96	FS (ot)	SA-H	89	99					

Opponent national ranking to the left of winning team name. SDSU national ranking to the right of winning team name.

SAN DIEGO STATE vs. FRESNO STATE CAREER STATISTICS

Player	Record	G-S	Min.-Avg.	FG-A	Pct.	3FG-A	Pct.	FT-A	Pct.	OR	DR	TR	RPG	Ast.	TO	Blk.	Stl.	Pts.	PPG
Matt Bradley	5-1	6-5	184-30.7	26-67	.388	8-24	.333	15-21	.714	2	29	31	5.2	14	14	2	8	75	12.5
Keshad Johnson	6-0	6-4	144-24.0	15-28	.536	2-9	.222	7-10	.700	3	23	26	4.3	2	6	5	1	39	6.5
Jaedon LeDee	1-0	1-0	12-12.0	1-6	.167	0-0	.000	4-6	.667	3	2	5	5.0	0	1	0	0	6	6.0
Micah Parrish	1-0	1-0	19-19.0	2-8	.250	2-3	.667	0-0	.000	0	3	3	3.0	0	1	0	0	6	6.0
Nathan Mensah	6-2	8-8	162-20.3	17-35	.486	0-1	.000	8-14	.571	13	26	39	4.9	5	7	18	4	42	5.3
Darrion Trammell	1-0	1-1	26-26.0	2-6	.333	0-1	.000	0-0	.000	0	1	1	1.0	2	0	0	3	4	4.0
Lamont Butler	6-0	6-4	133-22.2	7-28	.250	1-12	.083	6-13	.462	0	9	9	1.5	11	6	0	6	21	3.5
Adam Seiko	8-2	10-0	159-15.9	8-18	.444	8-16	.500	202	1.000	0	11	11	1.1	5	5	0	0	26	2.6
Aquek Arop	6-2	8-0	85-10.6	6-13	.462	0-0	.000	3-4	.750	8	5	13	1.6	4	7	2	3	15	1.9

SAN DIEGO STATE VS. FRESNO STATE: MOUNTAIN WEST ERA

	Site/Date	FG-FGA	Pct	3P-3PA	Pct	FT-FTA	Pct	Off-Def	Tot	PF	AT	TO	BS	ST	1st-2nd	Pts
(16/15) SDSU	A	26-54	.481	6-18	.333	7-12	.583	11-27	38	15	16	11	6	5	33-32	65
at Fresno State	1/9/13	21-58	.362	6-18	.333	14-17	.824	12-19	31	11	9	5	3	7	26-36	62
at (rv/T-25) SDSU	H	26-52	.500	8-16	.500	15-25	.600	11-32	43	14	14	12	6	4	25-50	75
Fresno State	2/9/13	17-58	.293	4-19	.211	15-23	.652	13-20	33	18	8	9	1	6	17-36	53
at (10/11) SDSU	H	18-54	.333	6-17	.353	26-41	.634	13-24	37	14	6	4	7	6	31-37	68
Fresno State	1/15/14	21-55	.382	7-22	.318	11-15	.733	9-29	38	25	13	11	3	3	32-28	60
(13/13) SDSU	A	27-45	.600	9-15	.600	19-30	.633	9-25	34	19	12	11	4	4	40-42	82
at Fresno State	3/1/14	24-50	.480	4-12	.333	15-22	.682	7-14	21	17	8	8	5	8	35-32	67
(rv/25) SDSU	A	21-50	.420	8-15	.533	7-13	.538	10-31	41	21	8	18	5	3	19-38	57
at Fresno State	1/3/15	21-54	.389	3-13	.231	14-19	.737	3-21	24	15	6	6	6	11	34-25	59
at SDSU	H	18-50	.360	2-6	.333	20-28	.714	17-23	40	9	4	17	7	4	32-26	58
Fresno State	1/27/15	19-52	.365	1-10	.100	8-9	.889	9-19	28	21	4	14	5	9	22-25	47
at SDSU	H	23-57	.404	5-17	.294	22-36	.611	16-30	46	14	10	14	8	5	34-23-16	73
Fresno State	1/19/16	28-72	.389	4-15	.267	7-10	.700	16-24	40	27	16	10	7	8	26-31-10	67
(rv/--) SDSU	A	19-50	.380	6-19	.316	13-21	.619	10-31	41	19	9	18	8	6	30-27	57
at Fresno State	2/10/16	19-54	.352	4-15	.267	16-21	.762	7-22	29	19	8	11	3	10	29-29	58
SDSU	N	24-57	.421	3-13	.231	12-16	.750	13-24	37	14	11	15	6	6	36-27	63
vs. Fresno State	3/12/16	21-54	.389	10-24	.417	16-18	.889	9-21	30	14	9	12	3	11	39-29	68
SDSU	A	23-52	.442	5-18	.278	19-24	.792	10-21	31	16	8	15	7	6	27-43	70
at Fresno State	2/4/17	22-54	.407	7-18	.389	16-21	.762	13-22	35	22	11	14	3	6	26-41	67
at SDSU	H	18-52	.346	4-19	.211	15-22	.682	9-18	27	16	7	10	5	4	24-31	55
Fresno State	2/22/17	22-51	.431	6-15	.400	13-19	.684	12-25	37	21	11	9	4	6	30-33	63
at SDSU	H	23-47	.489	3-9	.333	24-36	.667	6-23	29	20	12	10	3	6	40-33	73
Fresno State	1/17/18	27-56	.482	5-13	.385	18-22	.818	7-22	29	24	15	9	4	3	36-41	77
SDSU	A	25-56	.446	4-12	.333	7-13	.538	14-18	32	17	7	16	2	4	26-35	61
at Fresno State	2/6/18	31-59	.525	5-14	.357	12-14	.857	10-18	28	18	16	10	3	7	37-42	79
SDSU	N - MWC (QF)	22-52	.423	3-13	.231	17-24	.708	7-29	36	20	8	12	5	3	29-35	64
vs. Fresno State	3/8/18	20-53	.377	3-14	.214	9-14	.643	7-23	30	21	6	14	4	3	26-26	52
SDSU	A	24-53	.453	5-22	.227	9-15	.600	4-24	28	23	8	11	2	6	38-24	62
at Fresno State	1/22/19	21-54	.389	10-27	.370	14-22	.636	14-27	41	20	11	17	0	4	26-40	66
at SDSU	H	24-59	.407	5-18	.278	21-28	.750	12-31	43	21	14	15	2	4	32-42	74
Fresno State	3/7/19	26-62	.419	10-29	.345	14-19	.737	8-24	32	21	11	12	3	9	39-37	76
(13/12) SDSU	H	24-51	.471	5-17	.167	13-14	.929	7-24	31	15	12	14	3	5	25-36	61
Fresno State	1/1/20	18-52	.346	4-20	.200	12-16	.750	13-21	34	15	4	18	4	5	17-35	52
(7/6) SDSU	A	24-51	.471	3-18	.167	13-14	.929	5-26	31	14	9	10	3	1	26-38	64
at Fresno State	1/14/20	20-55	.364	5-17	.294	10-11	.909	10-22	32	14	7	12	2	4	21-34	55
(25/--) SDSU	A	26-54	.481	5-15	.333	10-14	.714	5-27	32	18	8	10	3	7	32-35	67
at Fresno State	2/18/21	18-54	.333	6-18	.333	11-15	.733	11-25	36	16	10	15	0	6	20-33	53
(25/--) SDSU	A	25-41	.610	8-12	.667	17-24	.708	3-20	23	20	7	11	3	9	36-39	75
at Fresno State	2/20/21	22-51	.451	5-20	.250	8-16	.500	14-14	28	19	9	15	1	4	26-31	57
SDSU	A	23-48	.479	9-20	.450	6-7	.857	6-20	26	16	14	11	7	4	30-31	61
at Fresno State	2/19/22	14-41	.341	6-20	.300	10-17	.588	9-20	29	12	7	14	2	4	20-24	44
at (rv/rv) SDSU	H	22-61	.361	5-20	.250	16-27	.593	10-34	44	20	9	14	6	5	27-27-6-5	65
Fresno State	3/3/22	19-56	.339	8-22	.364	18-26	.692	6-33	39	25	10	16	8	2	24-30-6-4	64

SAN DIEGO STATE VS. FRESNO STATE: MOUNTAIN WEST ERA

	Site/Date	FG-FGA	Pct	3P-3PA	Pct	FT-FTA	Pct	Off-Def	Tot	PF	AT	TO	BS	ST	1st-2nd	Pts
vs. (rv/rv) SDSU	N	20-48	.417	5-16	.313	8-11	.727	10-24	34	11	11	17	4	6	20-33	53
vs. Fresno State	3/10/22	19-49	.388	5-18	.278	3-7	.429	8-21	29	15	10	15	8	4	23-23	46
(21/20) SDSU	A	16-49	.327	5-11	.455	8-16	.500	9-25	34	12	9	12	10	6	23-22	45
at Fresno State	2/15/23	17-55	.309	2-25	.080	7-7	1.000	12-26	38	14	8	14	5	3	25-18	43

SEASON/CAREER HIGHS

Points

Season	16 vs. San Jose State (1/28/23)
Career	16 vs. San Jose State (1/28/23)

Rebounds

Season	10 at New Mexico (2/25/23)
	10 at Fresno State (2/15/23)
	10 vs. Utah State (1/25/23)
	10 at Air Force (1/21/23)
Career	13 vs. San Jose State (2/8/21)

Assists

Season	2 vs. UNLV (2/11/23)
	2 vs. Nevada (1/10/23)
	2 vs. Kennesaw State (12/12/22)
	2 vs. UC Irvine (11/29/22)
	2 vs. Ohio State (11/21/22)
	2 vs. Cal State Fullerton (11/7/22)
Career	4 vs. UC San Diego (12/22/21)

Field Goals

Season	7 vs. San Jose State (1/28/23)
Career	7 vs. San Jose State (1/28/23)

Field Goals Attempted

Season	10 vs. San Jose State (1/28/23)
Career	12 vs. Texas Southern (11/5/19)

Three-Point Field Goals

Season	1 at New Mexico (2/25/23)
	1 at Fresno State (2/15/23)
	1 vs. UNLV (2/11/23)
	1 at Air Force (1/21/23)
	1 vs. Nevada (1/10/23)
	1 at Wyoming (1/7/23)
	1 vs. Saint Mary's (12/10/22)
	1 vs. UC Irvine (11/29/22)
	1 at Stanford (11/15/22)
Career	3 vs. UC Irvine (11/27/20)

Three-Point FG Attempted

Season	3 at Utah State (2/8/23)
	3 vs. Nevada (1/10/23)
	3 vs. UC Irvine (11/29/22)
	3 at Stanford (11/15/22)
Career	7 vs. Texas Southern (11/5/19)

Free Throws

Season	6 at Air Force (1/21/23)
Career	6 at Air Force (1/21/23)
	6 vs. San Jose State (2/25/22)

Free Throws Attempted

Season	7 at Air Force (1/21/23)
Career	7 at Air Force (1/21/23)

Steals

Season	3 vs. Nevada (1/10/23)
Career	3 vs. Nevada (1/10/23)
	3 at Colorado State (2/4/22)
	3 vs. Texas Southern (11/5/19)

Blocked Shots

Season	2 at New Mexico (2/25/23)
Career	3 at Nevada (3/5/22)
	3 vs. UC San Diego (12/22/21)

Minutes Played

Season	35:16 vs. Arkansas (11/23/22)
Career	42:06 vs. Fresno State (3/3/22)



0 • KESHAD JOHNSON (KEY-shawd)

FORWARD • 6-7 • 225 • SENIOR - 3L
OAKLAND, CALIF. (SAN LEANDRO HIGH)

SDSU Record: 84-20 (.808)

MW Record: 48-10 (.828)

2021-22

Mountain West Player of the Week (Jan. 3)

Quick Hits

- The prototypical Aztec wing with strength, speed and the ability to play above and finish at the rim.
- In the 35 career games in which he has grabbed multiple offensive boards, SDSU is 28-7.

As a Senior (2022-23 Season)

MW Rankings: No. 17 in rebounds

- Recorded his first double-digit scoring game of the season and 13th of his career, 11 points, at Stanford (11/15).
- Totaled 10 points vs. Arkansas in a season-high 35 minutes and has shot .500+ FG% in the last five games.
- Tallied 10 points vs. UC Irvine, his second consecutive game with 10 points.
- Season-high 12 points vs. SMC (12/10), where he knocked down a season-best 5 FGs.
- Scored in double figures in back-to-back games (vs. Nevada and New Mexico) for the seventh time in his career.
- Back-to-back double double (at AFA & vs. USU) for the first time in his career.
- Double figure scoring in 5 of the last 11 games.

As a Junior (2021-22 Season)

- A starter in all 32 games after coming off the bench in the first 42 of his career.
- Averaged 7.2 points, 4.5 rebounds & 1.0 assists in 23.8 minutes per game.
- Reached double figure scoring 10 times after achieving the mark twice in his first two seasons.
- Recorded his first double double (10 points & 11 rebounds) vs. UNLV (1/1) and in doing so collected his first MW Player of the Week honor.
- Second double double (14 points, 10 rebounds) came against New Mexico (1/31).
- Scored a career-high 16 points vs. San Jose State (1/28).

As a Sophomore (2020-21 Season)

- Appeared in 24 games, all off the bench, averaging 4.0 points and 3.6 rebounds.
- Shot 33-of-73 (45.2 percent) from the floor, including 7-of-21 (33.3 percent) from three-point range, and 22-of-40 (55.0 percent) from the line.
- Played double digit minutes in 18-of-24 contests, with a career-high 22 vs. Wyoming (1/30).
- Appeared in the last 17 games of the season, the longest streak of consecutive games played in his career to that point.
- In his first 22 career games, went 22-0, at the time the third longest streak in the nation, snapped in a loss to BYU (12/18).

As a Freshman (2019-20 Season)

- Appeared in 18 games, all off the bench, averaging 1.9 points and 1.7 rebounds.
- Made his collegiate debut against Texas Southern on Nov. 5, 2019, recording season-highs of seven points and 10 rebounds.
- Played at least 12 minutes in a contest three times, with a season-high 21 vs. San Diego Christian (12/18).
- Appeared in the first five games of the season, the longest streak of the year for him.
- Launched a season-high 12 shots, including seven three pointers against Texas Southern.
- Committed more than one turnover in only 1-of-18 games in which he played.

Trending

- Recorded back-to-back double doubles (at Air Force & vs. Utah State), the only Aztec on the roster to have accomplished it in consecutive games.
- Shot 50.0 percent or better from the floor in 13 of the final 14 regular season games of the 2021-22 season and in 36 of his last 49 overall (37-12).
- Finished with double figure points in seven of the last 15 games (8.3 ppg., .563 FG, .278 3FG, 6.3 rebs.).
- Has one or fewer turnovers in 86 career games and in those games San Diego State has a 69-17 record.
- In his career, when he grabs at least four (4) rebounds in a game the Aztecs are 44-10.
- His 79 consecutive games played for SDSU rank No. 2 on the team among active players (No. 1 - Nathan Mensah, 90 games).
- As starter in the last 62 games (47-15) after coming off the bench in his first 42 as an Aztec.
- In Mountain West contests this seasons averaged 7.8 points on 53.4 percent shooting (55-of-103) from the floor, is grabbing 5.7 boards and SDSU is 15.3.
- In 6 career games vs. Fresno State (6-0), is shooting 53.6 percent (15-of-28 FG) and averaging 6.5 points, 4.3 rebounds and 0.8 blocks.
- In 6 career games vs. Colorado State (4-2), is shooting 33.3 percent (7-of-21 FG) and averaging 4.0 points, 4.7 rebounds and 0.8 steals.

2022-23 GAME-BY-GAME STATISTICS

Opponent	GS	MP	FG	3FG	FT	O-D-R	PF	TP	A	TO	S	B
CAL STATE FULLERTON	*	17	1-4	0-1	2-4	0-3-3	1	4	2	1	0	0
BRIGHAM YOUNG	*	7	2-3	0-0	0-0	1-1-2	2	4	0	0	0	0
at Stanford	*	24	5-8	1-3	0-1	0-2-2	0	11	0	1	1	0
vs. Ohio State	*	22	2-4	0-1	2-3	1-4-5	1	6	2	0	0	0
vs. Arizona	*	16	3-6	0-0	2-3	4-1-5	2	8	0	1	0	0
vs. Arkansas	*	35	4-6	0-1	2-3	1-6-7	5	10	1	1	0	1
UC IRVINE	*	26	3-5	1-3	3-6	1-3-4	3	10	1	2	1	1
OCCIDENTAL	*	15	3-3	0-0	0-0	4-1-5	1	6	1	1	0	1
TROY	*	14	0-3	0-2	0-0	0-2-2	0	0	0	2	0	0
vs. Saint Mary's	*	20	5-6	1-2	1-1	1-3-4	0	12	0	0	1	0
KENNESAW STATE	*	20	2-2	0-0	3-4	3-3-6	1	7	2	0	0	0
UC SAN DIEGO	*	20	3-9	0-2	3-4	3-2-5	2	9	0	1	1	1
AIR FORCE	*	24	3-4	1-2	3-5	2-3-5	2	9	1	1	1	1
at UNLV	*	12	0-2	0-1	0-0	0-1-1	3	0	0	4	0	0
at Wyoming	*	17	3-6	1-2	0-0	0-2-2	2	7	0	0	0	0
NEVADA	*	26	4-8	1-3	2-2	0-3-3	1	11	2	0	3	1
NEW MEXICO	*	28	5-6	0-0	0-4	1-6-7	2	10	1	0	2	0
at Colorado State	*	16	2-4	0-0	1-1	4-3-7	0	5	0	0	0	1
at Air Force	*	28	3-5	1-2	6-7	4-6-10	2	13	0	0	0	1
UTAH STATE	*	29	4-9	0-1	3-3	6-4-10	0	11	1	1	0	1
SAN JOSE STATE	*	26	7-10	0-1	2-5	2-6-8	0	16	0	1	0	1
at Nevada	*	20	1-1	0-0	2-2	0-4-4	2	4	0	0	0	0
BOISE STATE	*	23	5-5	0-0	0-1	2-3-5	1	10	0	1	0	0
at Utah State	*	25	2-6	0-3	2-4	1-3-4	1	6	1	1	0	0
UNLV	*	22	6-9	1-2	1-2	1-3-4	3	14	2	0	1	1
at Fresno State	*	29	2-4	1-1	2-3	1-9-10	2	7	0	2	1	0
COLORADO STATE	*	24	0-4	0-2	1-2	1-5-6	1	1	1	0	0	0
at New Mexico	*	29	4-7	1-1	0-0	2-8-10	1	9	0	1	1	2
at Boise State	*	17	2-3	0-1	0-0	0-2-2	3	4	0	0	1	1
WYOMING	*	26	2-6	0-1	0-0	1-5-6	2	4	0	1	0	0

MISCELLANEOUS STATS/SAN DIEGO STATE RECORD

Category	2022-23 Season Games	SDSU W/L	Career Games	SDSU W/L
Double-Figure Scoring	11	10-3	23	20-3
15-Point Games	1	1-0	2	2-0
Double-Figure Rebounding	4	4-0	7	7-0
Double Doubles	2	2-0	4	4-0
Led SDSU in Scoring	2	2-0	3	3-0
Led SDSU in Rebounding	10	8-2	20	16-4
Led SDSU in Assists	0	0-0	2	2-0

Multiple Steals	2	1-1	10	8-2
One Turnover or Less	26	20-6	86	69-17

Consecutive Games	Current	Long
Consecutive Games Played	79	79*
Scoring A Point	16	21
Scoring in Double Digits	-	3
One Turnover or Less	4	27

JOHNSON CAREER STATISTICS

Year	G-GS	Min.-Avg.	FG-FGA	Pct.	3P-3PA	Pct.	FT-FTA	Pct.	OR	DR	Reb	Avg.	PF-D	AT	TO	BS	ST	Pts	Avg.
19-20	18-0	107-5.9	12-34	.353	4-18	.222	6-16	.375	12	18	30	1.7	12-0	4	8	1	5	34	1.9
20-21	24-0	321-13.4	33-73	.452	7-21	.333	22-40	.550	25	61	86	3.6	26-1	16	12	13	6	95	4.0
21-22	32-32	762-23.8	88-159	.553	6-33	.182	47-73	.644	43	101	144	4.5	39-0	32	37	20	21	229	7.2
22-23	30-30	659-22.0	88-162	.543	9-37	.243	43-70	.614	47	107	154	5.1	46-1	18	23	13	14	228	7.6
TOTAL	104-62	1,849-17.8	221-428	.516	26-109	.239	118-199	.593	127	287	414	4.0	123-2	70	80	47	46	586	5.6

SEASON/CAREER HIGHS

Points	
Season	25 vs. Utah State (1/25/23)
Career	25 vs. Utah State (1/25/23)
Rebounds	
Season	5 vs. Ohio State (11/21/22)
Career	7 at UNLV (1/1/22)
Assists	
Season	3 at Wyoming (1/7/23)
Career	5 vs. San Jose State (2/8/21) 5 at Air Force (1/22/21)
Field Goals	
Season	7 vs. Utah State (1/25/23) 7 vs. Occidental (12/2/22)
Career	7 vs. Utah State (1/25/23) 7 vs. Occidental (12/2/22)
Field Goals Attempted	
Season	11 vs. UNLV (2/11/23) 11 vs. Occidental (12/2/22)
Career	11 vs. UNLV (2/11/23) 11 vs. Occidental (12/2/22)
Three-Point Field Goals	
Season	7 vs. Utah State (1/25/23)
Career	7 vs. Utah State (1/25/23)
Three-Point FG Attempted	
Season	10 vs. UNLV (2/11/23))
Career	10 vs. UNLV (2/11/23)
Free Throws	
Season	4 vs. Utah State (1/25/23)
Career	6 vs. Pepperdine (12/6/20)
Free Throws Attempted	
Season	4 vs. Utah State (1/25/23) 4 at UNLV (12/31/22)
Career	8 - 2x; last: vs. Colorado St. (3/11/22)
Steals	
Season	2 vs. Wyoming (3/4/23) 2 vs. Troy (12/5/22)
Career	3 vs. Jackson State (11/27/18)
Blocked Shots	
Season	
Career	1 at New Mexico (2/5/19)
Minutes Played	
Season	28:52 at Wyoming (1/7/23)
Career	38:06 at UNLV (1/1/22)



2 • ADAM SEIKO (SAY-ko)

GUARD • 6-3 • 210 • SENIOR - 4L
BOSTON, MASS. (SIERRA CANYON HIGH (CALIF.))

SDSU Record: 112-33 (.772)
MW Record: 65-18 (.783)

Quick Hits

- Utilizing the extra year of eligibility offered by the NCAA due to the COVID-19 pandemic.
- His calling card is "3 and D"... 3-pointers and defense.
- Made 10 consecutive 3-pointers over the course of three games (from Cal State Fullerton (12/22/21) to UC San Diego (12/28/21)). Was the only player to reach double-digit consecutive made 3-pointers in 2021-22 and the first to do it since Kyle Guy (Virginia) made 11 in a row in the 2018-19 season.
- 149-of-188 career buckets (79.3 percent) have been from distance and 363-of-446 shots (81.4 percent) have come from beyond the three-point line & is one of 10 active players in Division I to have made at least 79.0 percent of his buckets from the bonus distance (minimum 149 3-pointers).
- Competed for the Ugandan National Team in AfroBasket 2021 & in 5 games, averaged 13.0 points (.488 FG%, .469 3FG% & 1.000 FT%), 3.4 rebounds, 2.5 assists & 1.2 steals.
- SDSU career wins leader (112) & with one more win passes Jimmer Ferdette for MW record.
- Has been part of more wins (65) in MW games than any player in team and conference history.

As a Senior in 2022-23

MW Rankings: No. 13 in 3-point field goals

- Totaled a then season-best 8 points, including his first game of the year with multiple triples, at Stanford (11/15).
- Equaled a then career-high with 14 points vs. Ohio State (11/21).
- Shot 66.7 percent (6-of-9) from the floor, 40.0 percent (2-of-5) from distance, w/ 8 rebs at 2022 Maui Invitational.
- Scored a career-high 20 points and shot 66.7 percent (6-of-9) from bonus distance in just 18 minutes of action vs. Occidental (12/2).
- Reached double figures for the third time in the season w/ 13 vs. New Mexico (1/14).
- Started the Utah State game (1/25) 7-of-7 from the bonus distance and finished w/ a career-high 25 points.

As a Senior in 2021-22

- Made seven starts in 29 total appearances, playing a career-high 23.5 minutes per game.
- Reached double-digit scoring six times and the Aztecs were 6-0 in those games, tripling his career total of double digit games (from 3 to 9).
- One of two players in the Mountain West to have at least 76 percent of his total field goals coming from beyond the arc (minimum: 50 field goals).

As a Junior in 2020-21

- Appeared in 27 games and earned the first start of his career vs. Colorado State (1/2).
- Set career-highs with 14 pts and five assists at Air Force (1/22).

As a Sophomore in 2019-20

- Appeared in 29 games off the bench, including a career-high 23 straight from Nov. 22-to-Feb. 22.
- A team high 71.4 percent of his field goals were from the bonus distance (20-of-28).

As a Redshirt Freshman in 2018-19

- Made his collegiate debut vs. Arkansas-Pine Bluff on Nov. 6, 2018, scoring two points in 11 minutes.
- Scored 13 points off the bench in the 3 games (most points off the bench for SDSU) at the Maui Jim Maui Invitational (MJMI), including going 3-for-5 (.600) from three-point range.

Trending

- Has 37 career games with multiple 3-pointers & the Aztecs are 31-6 in those games and have won 24 of the last 27.
- San Diego State is 64-16 (.800) in games in which Seiko has at least one 3-pointer and is 59-14 (.808) when he shoots at least 40.0 percent from the field.
- One of four Aztecs, since 1999-00, to record multiple seasons of shooting at least 41.0 percent from both the field and beyond the 3-point line with a minimum of 25 3-point attempts.
- His 112 career wins are the program record and is one of seven players in program history to earn 100-career victories.
- Has at least one 3-pointer in 20-of-28 appearances this season and multiple threes in 12 of those 20 games, including a career-high 7 vs. Utah State (1/25).
- Seven 3-ptrs vs. Utah State (1/25) matches the program record for a player coming off the bench.
- In 10 career games vs. Fresno State (8-2), is shooting 44.4 percent (8-of-18 FG), 50.0 percent (8-of-16) from distance and averages 2.6 points & 1.1 rebounds.
- In 8 career games vs. Colorado State (6-2), is shooting 30.3 percent (10-of-33 FG), 32.1 percent (9-of-28) from distance and averages 4.6 points & 2.0 rebounds.

2022-23 GAME-BY-GAME STATISTICS

Opponent	GS	MP	FG	3FG	FT	O-D-R	PF	TP	A	TO	S	B
CAL STATE FULLERTON	16	1-1	1-1	3-3	0-1-1	2	6	1	0	0	0	0
BRIGHAM YOUNG	16	0-1	0-1	0-0	1-1-2	3	0	1	0	0	0	0
at Stanford	22	2-3	2-3	2-2	1-2-3	1	8	1	1	0	0	0
vs. Ohio State	22	5-6	2-3	2-2	0-5-5	1	14	0	1	0	0	0
vs. Arizona	21	1-2	0-1	0-0	0-1-1	0	2	0	0	1	0	0
vs. Arkansas	16	0-1	0-1	2-2	0-2-2	1	2	1	3	1	0	0
UC IRVINE	17	2-4	1-3	1-2	0-0-0	0	6	1	0	1	0	0
OCCIDENTAL	18	7-11	6-9	0-0	1-0-1	0	20	1	0	0	0	0
TROY	19	1-6	1-5	0-0	1-1-2	0	3	0	0	2	0	0
vs. Saint Mary's	16	0-2	0-2	0-1	0-1-1	2	0	0	1	0	0	0
KENNESAW STATE	INJ											
UC SAN DIEGO	17	2-6	2-5	0-0	0-2-2	1	6	0	0	0	0	0
AIR FORCE	25	3-7	3-5	0-0	1-3-4	1	9	0	1	1	0	0
at UNLV	20	1-2	1-2	1-4	0-0-0	0	4	0	0	0	0	0
at Wyoming	29	2-3	2-3	0-0	0-2-2	3	6	3	2	1	0	0
NEVADA	20	1-1	1-1	2-2	0-1-1	0	5	1	2	0	0	0
NEW MEXICO	21	4-6	3-5	2-2	1-2-3	1	13	1	1	1	0	0
at Colorado State	23	1-4	1-3	0-0	0-0-0	3	3	0	0	0	0	0
at Air Force	DNT											
UTAH STATE	27	7-10	7-9	4-4	1-2-3	1	25	1	2	0	0	0
SAN JOSE STATE	25	1-5	1-4	0-0	0-0-0	0	3	0	0	0	0	0
at Nevada	25	2-4	2-4	0-0	0-1-1	2	6	1	1	1	0	0
BOISE STATE	19	3-7	3-7	0-0	0-0-0	0	9	1	1	0	0	0
at Utah State	17	0-3	0-2	0-0	0-0-0	4	0	1	0	0	0	0
UNLV	25	6-11	6-10	0-0	0-2-2	2	18	1	1	0	0	0
at Fresno State	19	0-1	0-1	0-0	0-0-0	0	0	1	0	0	0	0
COLORADO STATE	20	0-3	0-2	0-0	0-2-2	1	0	0	1	0	0	0
at New Mexico	19	1-4	0-2	0-0	1-1-2	1	2	1	1	0	0	0
at Boise State	18	1-1	1-1	0-0	0-1-1	0	3	0	0	0	0	0
WYOMING	21	5-7	4-5	0-0	0-1-1	1	14	2	0	2	0	0

MISCELLANEOUS STATS/SAN DIEGO STATE RECORD

	2022-23 Season	Current	Career	SDSU W/L
	Games	SDSU W/L	Games	SDSU W/L
Double-Figure Scoring	6	5-1	15	13-2
15-Point Games	3	3-0	3	3-0
Led SDSU in Scoring	3	3-0	4	4-0
Led SDSU in Rebounding	1	1-0	2	2-0
Led SDSU in Assists	1	1-0	4	3-1
Multiple Steals	2	2-0	11	10-1
Multiple 3-Pointers	12	10-2	37	31-6
One Turnover or Less	24	19-5	124	97-27

Consecutive Games	Current	Long
Consecutive Games Played	11	36
Scoring A Point	3	26
One Turnover or Less	10	22
At Least One Three-Pointer	2	11

* - Denotes an active streak

IN THE SDSU RECORD BOOK

CAREER	
Conference Victories	
No. 1 - 65 (also the MW record)	
Victories	
No. 1 - 112 (tied for MW record)	
Games	
No. 1 - 145	
3-Point Field Goal Percentage	
No. 4 - .4104	
3-Point Field Goals	
No. 10 - 149	
3-Point Field Goal Attempts	
No. 13 - 363	

SEIKO CAREER STATISTICS

Year	G-GS	Min.-Avg.	FG-FGA	Pct.	3P-3PA	Pct.	FT-FTA	Pct.	OR	DR	Reb	Avg.	PF-D	AT	TO	BS	ST	Pts	Avg.
18-19	32-0	389-12.2	17-40	.425	14-33	.424	21-28	.750	3	28	31	1.0	27-0	20	19	1	9	69	2.2
19-20	29-0	359-12.4	28-65	.431	20-54	.370	7-9	.778	4	26	30	1.0	27-0	16	10	0	10	83	2.9
20-21	27-7	542-20.1	34-98	.347	27-82	.329	18-23	.783	6	48	54	2.0	39-0	37	19	0	15	113	4.2
21-22	29-7	681-23.5	50-121	.413	38-94	.404	15-22	.682	7	50	57	2.0	29-0	27	24	0	15	153	5.3
22-23	28-1	571-20.4	59-122	.484	50-100	.500	19-24	.792	8	34	42	1.5	30-0	20	19	0	11	187	6.7
TOTAL	145-15	2,542-17.5	188-446	.422	149-363	.410	80-106	.755	28	186	214	1.5	152-0	120	91	1	60	605	4.2

SEASON/CAREER HIGHS

Points	
Season	19 vs. Kennesaw State (12/12/22)
Career	20 at Wright State (3/3/22)* 20 vs. Cleveland State (2/26/22)* 20 at Northern Kentucky (2/4/22)*
Rebounds	
Season	6 vs. Wyoming (3/4/23) 6 at Utah State (2/8/23)
Career	6 vs. UC San Diego (12/20/22) 12 at West Virginia (11/9/21)* 12 at Milwaukee (2/20/21)* 12 vs. Cleveland State (2/5/21)*
Assists	
Season	2 - 5x; last: vs. Wyoming (3/4/23)
Career	4 at Robert Morris (2/11/22)* 4 vs. Michigan Dearborn (1/24/22)* 4 vs. Ohio Christian (1/7/22)* 4 vs. Cleveland State (3/9/21)* 4 vs. Northern Kentucky (3/8/21)*
Field Goals	
Season	8 vs. Kennesaw State (12/12/22)
Career	8 vs. Kennesaw State (12/12/22)
Field Goals Attempted	
Season	13 vs. Kennesaw State (12/12/22)
Career	14 vs. Purdue Fort Wayne (2/24/22)* 14 at Northern Kentucky (2/4/22)*
Three-Point Field Goals	
Season	4 vs. Occidental (12/2/22)
Career	5 vs. Wright State (2/18/22)*
Three-Point FG Attempted	
Season	9 vs. Occidental (12/2/22)
Career	10 vs. IUPUI (3/1/22)*
Free Throws	
Season	7 at Air Force (1/21/23) 7 vs. Brigham Young (11/11/22)
Career	11 at Robert Morris (2/13/21)*
Free Throws Attempted	
Season	8 vs. Brigham Young (11/11/22)
Career	15 at Robert Morris (2/13/21)*
Steals	
Season	3 at Colorado State (1/18/23) 3 vs. Brigham Young (11/11/22)
Career	4 vs. IUPUI (3/1/22)* 4 vs. Purdue Fort Wayne (2/24/22)* 4 vs. Northern Kentucky (2/20/22)* 4 vs. Michigan Dearborn (1/24/22)* 4 vs. Youngstown State (3/2/21)* 4 at Robert Morris (2/13/21)* 4 vs. Detroit (2/23/21)*
Blocked Shots	
Season	2 vs. Wyoming (3/4/23)
Career	2 vs. UC San Diego (12/20/22) 2 vs. Wyoming (3/4/23) 2 vs. UC San Diego (12/20/22) 2 vs. Cleveland State (3/9/21)* 2 at Milwaukee (2/20/21)* 2 vs. Youngstown State (1/16/21)* 2 vs. Wright State (1/2/21)*
Minutes Played	
Season	29:45 at Colorado State (1/18/23)
Career	48 at Milwaukee (2/20/21)*

* - at Oakland



3 • MICAH PARRISH (MIKE-uh)

GUARD/FORWARD • 6-6 • 200 • JUNIOR - TR
ROCHESTER, MICH. (RIVER ROUGE HIGH/OAKLAND UNIVERSITY)

SDSU Record: 24-6 (.800)

MW Record: 15-3 (.833)

2021-22

Horizon League All-Defensive Team

2020-21

Horizon League All-Freshman Team, Three-Time Horizon League Freshman of the Week

Quick Hits

- First name pronounced MIKE-uh.
- A wing who can score from all three levels, plays Aztec-level defense and is an accomplished rebounder.
- A starter in his last 57 appearances at Oakland.

As a Junior (2022-23 Season)

- Debuted as an Aztec vs. Cal State Fullerton (11/7) and finished with 5 points, two assists and a steal in just shy of 21 minutes.
- Scored 9 points at Stanford (11/15), where he knocked down multiple threes for the first time as an Aztec, and for the 19th time in his collegiate career.
- Hit the game-winner against UC Irvine (11/29) when he drained a 3-pointer from the corner with 2 seconds left, putting the Aztecs up 71-69 to seal the win.
- In his first start as an Aztec, reached double figure scoring, 14 pts vs. Occidental (12/2), for the third time in the last five games.
- Set season-best in points (19), field goals (8) and matched a season-high with 13 field goal attempts (13) vs. Kennesaw State (12/12).
- Is the second Aztec (also: Winston Shepard) since at least 1999-00 to go scoreless from the floor, but be successful on at least 7 free throws without a miss (at Air Force, 1/21).
- Matched season-best w/ 6 rebs & added 12 points at Utah State (2/8).

As a Sophomore at Oakland (2021-22 Season)

Horizon League Rankings: No. 6 in steals per game, No. 7 in free-throw percentage, No. 8 in steals, No. 8 in minutes per game, No. 9 in free throws, No. 15 in minutes
NCAA Rankings: No. 105 in steals per game, No. 115 in steals, No. 122 in minutes per game, No. 154 in free-throw percentage, No. 285 in free throws, No. 314 in minutes

- A starter in each of his 30 appearances.
- Reached double figure scoring in 19 games, including three times reaching a career high 20 points at Northern Kentucky (2/4), Cleveland State (2/26) and at Wright State (3/3).
- Recorded two double doubles 10 points and 12 rebounds at West Virginia (11/9) and 15 points and 11 rebounds at Bowling Green (12/7).
- Shot at least 40.0 percent in 17 contests and 50.0 percent or better in 12 games.
- His 179 rebounds were the second most on the squad.
- Totaled double digit rebounds in three contests: matching his career-high with 12 at West Virginia (11/9) and 11 each at Bowling Green (12/7) and at Wright State (2/5).
- Grabbed at least five boards in 20 games and the Golden Grizzlies were 14-6 in those contests.
- No. 3 among Golden Grizzlies in steals (51) and assists (43).
- Among 13 games with multiple assists, Oakland was 11-2 in those contests.
- His 1.15:1 steal to turnover ratio, would have ranked No. 2 on the 2021-22 Aztecs.
- **Would have been the fourth player in the MW in 2021-22 to have scored 363 points, dished out 43 assists, and totaled 51 steals. Add in his 179 rebounds and he is one of two and the only one who will compete in the Mountain West in 2022-23.**
- In games in which he had multiple steals, Oakland was 12-5, and he averaged 2.6 thefts per outing.

As a Freshman at Oakland (2020-21 Season)

Horizon League Rankings: No. 1 in steals, No. 3 in steals per game, No. 9 in minutes, No. 10 in offensive rebounds, No. 11 in rebounds, No. 14 in double doubles
NCAA Rankings: No. 34 in steals, No. 82 in steals per game, No. 137 in offensive rebounds, No. 186 in rebounds, No. 212 in minutes, No. 333 in double doubles

- Made his college debut at Xavier (11/25) grabbing eight rebounds, dishing out an assist and having three steals with two points.
- Among 29 appearances, earned a starting assignment in each of the last 27 games.
- Shot over 40.0 percent in 21 games, over 50.0 percent in 19, over 60.0 percent in 15 and 70.0 percent or higher in nine.

Trending

- In his last seven games, is averaging 9.0 pts on .451 shooting (23-of-51), .542 from distance (13-of-24) with 3.6 rebounds.
- In 13 games as an Aztec, in which he's hit multiple 3-pointers, the team is 11-2 and he is averaging 11.3 points & shooting 51.0 percent from the floor (52-of-102) and .533 (32-of-60) from beyond the arc.
- In 14 games this season in which he has grabbed at least four rebounds, the Aztecs are 12-2.
- In MW games this season, is averaging 7.4 points, 3.6 rebounds and 0.8 assists & 48.8 percent of his buckets are from the bonus distance (21-of-43).
- In 1 career game vs. Fresno State (1-0), is shooting 25.0 percent (2-of-8 FG), including 66.7 percent (2-of-3) from the bonus distance and averages 6.0 points & 3.0 rebounds.
- In 2 career games vs. Colorado State (2-0), is shooting 69.2 percent (9-of-13 FG), 75.0 percent from distance (6-of-8) and is averaging 13.5 points, 3.5 rebounds and 2.5 steals.

2022-23 GAME-BY-GAME STATISTICS

Opponent	GS	MP	FG	3FG	FT	O-D-R	PF	TP	A	TO	S	B
CAL STATE FULLERTON	21	1-3	1-1	2-2	0-0-0	0	5	2	1	1	0	0
BRIGHAM YOUNG	19	0-3	0-2	7-8	0-2-2	0	7	2	1	3	0	0
at Stanford	18	3-7	2-5	1-1	0-2-2	4	9	0	0	0	0	0
vs. Ohio State	23	6-8	3-5	0-1	0-5-5	1	15	1	0	0	0	0
vs. Arizona	25	4-7	2-5	0-0	0-4-4	2	10	0	2	1	0	0
vs. Arkansas	28	0-4	0-4	2-2	0-1-1	2	2	1	2	1	0	0
UC IRVINE	21	3-7	2-3	1-2	2-3-5	1	9	0	2	1	0	0
OCCIDENTAL	* 25	5-11	4-9	0-1	0-2-2	0	14	0	2	1	0	0
TROY	14	0-4	0-2	0-0	0-2-2	1	0	0	2	1	0	0
vs. Saint Mary's	18	1-4	1-2	1-2	0-1-1	1	4	0	1	0	0	0
KENNESAW STATE	26	8-13	3-7	0-1	0-2-2	4	19	0	0	2	0	0
UC SAN DIEGO	21	2-6	1-3	0-0	2-4-6	2	5	0	1	1	2	0
AIR FORCE	12	1-3	1-3	3-3	0-1-1	2	6	0	2	0	0	0
at UNLV	18	2-5	0-2	0-0	2-3-5	1	4	1	2	2	1	0
at Wyoming	24	2-4	1-3	0-0	0-4-4	4	5	1	2	1	0	0
NEVADA	15	1-6	0-2	1-2	1-3-4	2	3	1	2	0	1	0
NEW MEXICO	20	3-8	0-4	3-4	2-2-4	1	9	0	1	0	0	0
at Colorado State	30	5-5	3-3	3-3	3-2-5	2	15	0	2	3	0	0
at Air Force	24	0-4	0-1	7-7	0-2-2	3	7	2	0	0	0	0
UTAH STATE	21	2-6	2-4	3-4	1-1-2	0	9	1	0	1	0	0
SAN JOSE STATE	20	1-2	0-0	0-0	1-2-4	2	2	1	1	1	0	0
at Nevada	24	1-4	1-3	3-4	1-2-3	4	6	0	0	0	0	0
BOISE STATE	23	2-4	0-1	0-0	1-4-5	3	4	0	1	0	0	0
at Utah State	21	5-10	2-4	0-0	3-3-6	5	12	0	1	1	0	0
UNLV	24	4-8	1-4	0-0	1-3-4	3	9	1	1	1	0	0
at Fresno State	19	2-8	2-3	0-0	0-3-3	1	6	0	1	0	0	0
COLORADO STATE	19	4-8	3-5	1-2	1-1-2	1	12	1	0	2	0	0
at New Mexico	20	3-5	1-1	0-0	0-1-1	1	7	2	1	0	0	0
at Boise State	24	3-6	2-3	3-3	0-3-3	3	11	1	1	0	1	0
WYOMING	25	2-6	2-4	0-0	2-4-6	2	6	2	1	1	2	0

MISCELLANEOUS STATS/SAN DIEGO STATE & OAKLAND RECORD

Category	2022-23 Season		Career	
	Games	W/L	Games	SDSU/OAK W/L
Double-Figure Scoring	8	6-2	41	23-18
15-Point Games	3	3-0	19	10-9
10-Rebound Games	0	0-0	5	0-5
Double Doubles	0	0-0	4	0-4
Led TEAM in Scoring	1	1-0	5	4-1
Led TEAM in Rebounding	1	1-0	13	3-10
Led TEAM in Assists	1	1-0	4	3-1
Multiple Three-Pointers	13	11-2	31	20-11
One Turnover or Less	20	16-4	53	31-22
Consecutive Games	Current	Long		
Consecutive Games Played	49	49*		
Scoring A Point	21	58		
One Turnover or Less	14	14*		

* - Denotes an active streak

PARRISH CAREER STATISTICS

Year	G-GS	Min.-Avg.	FG-FGA	Pct.	3P-3PA	Pct.	FT-FTA	Pct.	OR	DR	Reb	Avg.	PF-D	AT	TO	BS	ST	Pts	Avg.
20-21*	29-27	842-29.0	93-169	.550	15-43	.349	53-75	.707	69	98	167	5.8	79-3	33	32	15	50	254	8.8
21-22*	30-30	1030-34.3	114-259	.440	47-133	.353	88-110	.800	50	129	179	6.0	74-3	43	56	7	51	363	12.1
22-23	30-1	647-21.6	76-179	.425	40-98	.408	40-52	.769	23	73	96	3.2	58-1	20	33	8	25	232	7.7
TOTAL	89-58	2,509-28.2	283-607	.466	102-274	.372	181-237	.764	142	300	442	5.0	211-7	96	121	30	126	849	9.5

* - at Oakland

SEASON/CAREER HIGHS

Points

Season	3 vs. Occidental (12/2/22)
Career	3 vs. Occidental (12/2/22)

Rebounds

Season	2 vs. Occidental (12/2/22)
Career	2 vs. Occidental (12/2/22)

Assists

Season	2 vs. Kennesaw State (12/12/22)
Career	2 vs. Kennesaw State (12/12/22)

Field Goals

Season	1 vs. Occidental (12/2/22)
Career	1 vs. Occidental (12/2/22)
	1 vs. New Mexico (1/31/22)
	1 vs. UNLV (1/24/22)
	1 vs. San Jose State (2/8/21)
	1 vs. Wyoming (1/28/21)
	1 vs. Texas Southern (11/5/19)

Field Goals Attempted

Season	4 vs. Occidental (12/2/22)
Career	4 vs. Occidental (12/2/22)

Three-Point Field Goals

Season	1 vs. Occidental (12/2/22)
Career	1 vs. Occidental (12/2/22)

Three-Point FG Attempted

Season	2 vs. Occidental (12/2/22)
Career	2 vs. Occidental (12/2/22)

Free Throws

Season	
Career	1 vs. Cal Poly (12/28/19)

Free Throws Attempted

Season	
Career	2 vs. Cal Poly (12/28/19)

Steals

Season	1 vs. Occidental (12/2/22)
Career	1 vs. Occidental (12/2/22)
	1 vs. UNLV (1/24/22)
	1 vs. San Jose State (2/8/21)
	1 vs. Wyoming (1/30/21)
	1 at Air Force (1/22/21)
	1 vs. Texas Southern (11/5/19)

Blocked Shots

Season	
Career	

Minutes Played

Season	11:13 vs. Occidental (12/2/22)
Career	11:13 vs. Occidental (12/2/22)



4 • JARED BARNETT

GUARD • 6-1 • 155 • SENIOR - SQ
PLAYA VISTA, CALIF. (WESTCHESTER HIGH)

SDSU Record: 32-1 (.970)
MW Record: 18-0 (1.000)

2020-21

Mountain West Scholar-Athlete, Academic All-Mountain West

Quick Hits

- A non-scholarship player who has appeared in 33 games in his three seasons as an Aztec.

As A Senior (2022-23 Season)

- Had a rebound and an assist, both matching a career-high, vs. Cal State Fullerton (11/7).
- Sank a 3-pointer and grabbed two rebounds in a career-high 11 minutes vs. Occidental (12/2).
- Dished out a career-high two assists vs. Kennesaw State (12/12).

As A Junior (2021-22 Season)

- Made eight appearances all off the bench, with his season debut coming vs. Georgetown (11/25).
- Saw a career-high 18 minutes of action, including a season-high 3:13 vs. New Mexico (1/31).
- Scored buckets against UNLV (1/24) and New Mexico (1/31) matching a career high.
- Snatched his first offensive board vs. UNLV (1/24) and had a defensive rebound vs. Colorado State (1/8).
- Lone assists came vs. New Mexico (1/31) and had a steal vs. UNLV (1/34).

As A Sophomore (2020-21 Season)

- Made his season debut vs. UC Irvine (11/27) and grabbed his first collegiate rebound.
- In a season-high 3:44 of action vs. St. Katherine (12/2) picked up his first assist and attempted his first shot of the season.
- Grabbed his first steal of the year at Air Force (1/22).
- Sank his first bucket of the season vs. Wyoming (1/28).
- Had an assist & a steal vs. Wyoming (1/30).
- Scored his second bucket of the year vs. San Jose State (2/8) and added a steal and rebound in the game.
- Totaled one assist vs. Syracuse in the NCAA Tournament (3/19).

As A Freshman (2019-20 Season)

- Made his collegiate debut vs. Texas Southern (11/5).
- Averaged 0.3 points, 0.2 assists, 0.1 steals in 1.6 minutes per game.
- Went 1-of-6 from the floor (16.7 percent) and 1-of-2 from the free throw line (50.0 percent).
- Bucket came vs. Texas Southern where he also picked up his steal.
- Free throw was hit against Cal Poly (12/28), where he also recorded his first collegiate assist.
- Second assist came versus New Mexico (2/11).
- Saw a season-high four minutes of floor time against San Diego Christian (12/18).
- Appeared in a season-high three consecutive games, from 12/18 (vs. San Diego Christian) to 12/28 (vs. Cal Poly).

High School

- A 2019 graduate of Westchester High School in Los Angeles, Calif.
- Earned second-team All-Western League honors as a senior after averaging 13.0 points, 6.0 assists and 3.0 rebounds per game.
- Helped guide the Comets to a 24-5 record and a berth in the Los Angeles City Section finals in 2018-19.
- Was named to the academic honor roll in each of his four years.
- Also competed in track and field.

2022-23 GAME-BY-GAME STATISTICS

Opponent	GS	MP	FG	3FG	FT	O-D-R	PF	TP	A	TO	S	B
CAL STATE FULLERTON	4	0-0	0-0	0-0	0-1-1	0	0	1	2	0	0	
BRIGHAM YOUNG	DNP											
at Stanford	DNP											
vs. Ohio State	DNP											
vs. Arizona	DNP											
vs. Arkansas	DNP											
UC IRVINE	DNP											
OCCIDENTAL	11	1-4	1-2	0-0	1-1-2	1	3	0	1	1	0	
TROY	DNP											
vs. Saint Mary's	DNP											
KENNESAW STATE	5	0-1	0-0	0-0	0-0-0	1	0	2	1	0	0	
UC SAN DIEGO	DNP											
AIR FORCE	DNP											
at UNLV	INJ											
at Wyoming	INJ											
NEVADA	INJ											
NEW MEXICO	INJ											
at Colorado State	DNP											
at Air Force	DNP											
UTAH STATE	DNP											
SAN JOSE STATE	1	0-0	0-0	0-0	0-0-0	0	0	0	0	0	0	
at Nevada	DNP											
BOISE STATE	1	0-0	0-0	0-0	0-0-0	0	0	0	0	0	0	
at Utah State	DNP											
UNLV	DNP											
at Fresno State	DNP											
COLORADO STATE	2	0-1	0-1	0-0	0-0-0	0	0	0	0	0	0	
at New Mexico	DNP											
at Boise State	DNP											
WYOMING	1	0-1	0-0	0-0	0-0-0	0	0	0	0	0	0	

MISCELLANEOUS STATS/SAN DIEGO STATE RECORD

Category	2022-23 Season		Career	
	Games	SDSU W/L	Games	SDSU W/L
Double-Figure Scoring	0	0-0	0	0-0
15-Point Games	0	0-0	0	0-0
Led SDSU in Scoring	0	0-0	0	0-0
Led SDSU in Rebounding	0	0-0	0	0-0
Led SDSU in Assists	0	0-0	0	0-0
Multiple Three-Pointers	0	0-0	0	0-0
One Turnover or Less	6	6-0	32	31-1

Consecutive Games	Current	Long
Consecutive Games Played	1	5
Without Fouling Out	33	33*
Scoring A Point	-	2
At Least One Three-Pointer	-	1
One Turnover or Less	6	27

* - Denotes an active streak

BARNETT CAREER STATISTICS

Year	G-GS	Min.-Avg.	FG-FGA	Pct.	3P-3PA	Pct.	FT-FTA	Pct.	OR	DR	Reb	Avg.	PF-D	AT	TO	BS	ST	Pts	Avg.
19-20	10-0	16-1.6	1-6	.167	0-1	.000	1-2	.500	0	0	0	0.0	5-0	2	2	0	1	3	0.3
20-21	8-0	17-2.1	2-3	.667	0-0	.000	0-0	.000	0	2	2	0.3	1-0	4	3	0	3	4	0.5
21-22	8-0	18-2.3	2-4	.500	0-0	.000	0-0	.000	1	1	2	0.3	0-0	1	1	0	1	4	0.5
22-23	7-0	25-3.6	1-7	.143	1-3	.333	0-0	.000	1	2	3	0.4	2-0	3	4	0	1	3	0.4
TOTAL	33-0	76-2.3	6-20	.300	1-4	.250	1-2	.500	2	5	7	0.2	8-0	10	10	0	6	14	0.4

SEASON/CAREER HIGHS

Points	
Season	23 at Wyoming (1/7/23)
Career	23 at Wyoming (1/7/23)

Rebounds	
Season	7 vs. UNLV (2/11/23)
Career	7 vs. UNLV (2/11/23)

Assists	
Season	7 vs. UNLV (2/11/23)
Career	7 vs. UNLV (2/11/23)

Field Goals	
Season	8 at Wyoming (1/7/23)
Career	8 at Wyoming (1/7/23)

Field Goals Attempted	
Season	15 at Wyoming (1/7/23)
Career	15 at Wyoming (1/7/23)

Three-Point Field Goals	
Season	5 at Wyoming (1/7/23)
Career	5 at Wyoming (1/7/23)

Three-Point FG Attempted	
Season	11 at Wyoming (1/7/23)
Career	11 at Wyoming (1/7/23)

Free Throws	
Season	5 vs. Colorado State (2/21/23)
	5 vs. Saint Mary's (12/10/22)
Career	5 vs. Colorado State (2/21/23)
	5 vs. Saint Mary's (12/10/22)
	5 vs. UC Riverside (11/9/21)
	5 vs. Nevada (3/12/21)

Free Throws Attempted	
Season	8 vs. Saint Mary's (12/10/22)
Career	8 vs. Saint Mary's (12/10/22)

Steals	
Season	6 vs. Brigham Young (11/11/22)
Career	6 vs. Brigham Young (11/11/22)

Blocked Shots	
Season	1 vs. UC Irvine (11/29/22)
	1 at Stanford (11/15/22)
Career	1 vs. UC Irvine (11/29/22)
	1 at Stanford (11/15/22)
	1 at Utah State (1/26/22)
	1 vs. Boise State (1/22/22)
	1 vs. Colorado State (1/8/22)
	1 vs. Long Beach State (11/30/21)
	1 vs. Pepperdine (12/6/20)

Minutes Played	
Season	36:12 at Utah State (2/8/23)
Career	35:12 at Utah State (2/8/23)



5 • LAMONT BUTLER

GUARD • 6-2 • 195 • JUNIOR - 2L
MORENO VALLEY, CALIF. (RIVERSIDE POLY HIGH)

SDSU Record: 66-19 (.776)
MW Record: 41-10 (.804)

2022-23
Mountain West All-Defensive Team, Third Team All-Mountain West
2021-22
Mountain West All-Defensive Team
Paycom Wooden Legacy All-Tournament Team
2020-21
Mountain West Scholar-Athlete, Academic All-Mountain West

Quick Hits

- A physical guard who can score from all three levels and is an elite defender.
- Was the only Aztec true freshman (2020-21) to start back-to-back games since Nathan Mensah on March 15 & 16, 2019 and is just the third freshman in the last five seasons to start a game for SDSU (Matt Mitchell & Nathan Mensah).
- Is the 25th Aztec since the start of the 1999-00 season to finish a game with a 6:1 assists-to-turnover ratio (vs. Cal State Fullerton - 11/7/22) and if you include his 4 steals, he is one of two SDSU players, and the first since Deandre Moore vs. Wyoming on 3/1/01.
- Since the start of the Dutcher/Fisher era (1999-00) is just the second Aztec to have four steals & a 6:1 assist-to-turnover ratio in a game (also Deandre Moore vs. Wyoming on March 1, 2001). He did it in the season opener vs. Cal State Fullerton (11/7).

As a Junior (2022-23 Season)

MW Rankings: No. 4 in steals, No. 11 in assists-to-turnover ratio, No. 12 in assists

- Scored 11 pts vs. Cal State Fullerton (11/7) with three boards and a game-high 6 assists & 1 turnover and four steals. Since the start of the Dutcher/Fisher era (1999-00) he is just the second Aztec to have four steals and a 6:1 assist-to-turnover ratio in a game (also Deandre Moore vs. Wyoming on March 1, 2001).
- Back-to-back double digit scoring games for the first time this season, at Stanford (11/15) & vs. Ohio State (11/21), incl. a season-best 15 pts. vs. Ohio State, where he matched a career-high six FG.
- Set a career-high with 23 points at Wyoming (1/7) with a career-best five 3-pointers and overall eight made field goals.
- Scored in double figures for the first time eight games w/ 11 vs. CSU (2/21), his longest stretch of the season.
- Hit the game-winning three at New Mexico (2/25) to secure at least a share of the MW RS title.

As a Sophomore (2021-22 Season)

MW Rankings: No. 2 in steals

NCAA Rankings: No. 104 in steals per game, No. 191 in steals

- In the first seven games, averaged 9.7 points on 45.8 percent shooting (22-of-48), 47.1 percent from distance (8-of-17) and 72.7 percent from the line (16-of-22), 2.1 rebounds and 2.0 assists, before a wrist injury sidelined him for 40 days.
- Led the team and was second in the Mountain West in steals (46).
- Scored a career-best 16 points (6-of-6 FG & 3-of-3 3FG) vs. Georgetown in the semifinal of the Paycom Wooden Legacy (the first SDSU player in 26 seasons to post a perfect night shooting from the field with at least six field goal attempts and at least three 3-point field goal attempts).

As A Freshman (2020-21 Season)

- Is the only player, regardless of class, to compile at least 13 points & five steals off the bench (at Utah State on 1/16/21) for SDSU in the last 26 years.
- Combine his 13 pts & 5 steals at Utah State & he is just the third San Diego State true freshman to have at least that many points and steals in a game since the start of the 1996-97 season (Kyle Spain & Richie Williams in 2005-06).
- His 13 pts at Utah State (1/16) are the most by a San Diego State true freshman since Matt Mitchell scored 17 points at Air Force on Feb. 21, 2018.

Trending

- The team is 66-19 in games in which he has played, and is 44-13 in his starts.
- His 10 assists in the first two games of 2022-23 equal the best two game total in his collegiate career and he then equaled it in the second and third games of the campaign.
- In MW games this year, is averaging 8.6 pts. on 56-of-142 (39.4percent) from the field, 20-of-59 (33.9 percent) from beyond the arc and 23-of-28 (82.1 percent) from the line.
- In games in which he has one or fewer turnovers San Diego State has a 36-7 record & in games in which he has started and recorded one or fewer turnovers, SDSU is 18-5.
- Has 13 games of three or more steals and in those contests San Diego State has an 12-1 record.
- In his first two seasons, 55 total games, had 12 double figure scoring games, versus 10 in 30 games this season.
- In 6 career games vs. Fresno State (6-0), is shooting 25.0 percent (7-of-28 FG) and averages 3.5 points & 1.5 rebounds and 1.8 assists.
- In 7 career games vs. Colorado State (5-2), is shooting 43.8 percent (21-of-48 FG) and is averaging 8.7 points, 2.6 rebounds and 2.0 steals.

2022-23 GAME-BY-GAME STATISTICS

Opponent	GS	MP	FG	3FG	FT	O-D-R	PF	TP	A	TO	S	B
CAL STATE FULLERTON	*	23	5-10	1-4	0-0	0-3-3	3	11	6	1	4	0
BRIGHAM YOUNG	*	23	2-4	1-2	0-0	0-2-2	4	5	4	4	6	0
at Stanford	*	28	3-5	2-3	3-4	0-0-0	1	11	6	0	1	1
vs. Ohio State	*	31	6-12	1-3	2-2	0-2-2	2	15	3	0	1	0
vs. Arizona	*	25	2-8	0-2	0-0	0-0-0	4	4	1	5	1	0
vs. Arkansas	*	22	3-9	0-1	3-5	0-2-2	2	9	0	3	1	0
UC IRVINE	*	30	3-7	0-3	0-0	0-4-4	4	6	4	1	3	1
OCCIDENTAL	*	17	3-5	2-3	1-2	1-3-4	0	9	3	1	0	0
TROY	*	22	0-6	1-4	0-0	0-2-2	3	5	3	2	2	0
vs. Saint Mary's	*	30	3-7	0-1	5-8	1-1-2	2	23	2	0	1	0
KENNESAW STATE	*	23	4-7	1-2	0-2	0-1-1	4	9	3	2	4	0
UC SAN DIEGO	*	24	2-8	1-3	0-0	0-3-3	3	5	3	2	1	0
AIR FORCE	*	21	3-6	0-2	0-0	0-2-2	2	6	2	4	2	0
at UNLV	*	15	4-5	1-1	0-0	0-0-0	4	9	0	2	0	0
at Wyoming	*	28	5-15	5-11	2-2	1-1-2	2	23	2	0	1	0
NEVADA	*	31	5-9	2-5	3-4	0-2-2	4	15	4	4	2	0
NEW MEXICO	*	26	3-9	1-5	2-2	0-1-1	3	9	4	3	2	0
at Colorado State	*	34	7-14	2-4	3-4	0-2-2	2	19	2	1	2	0
at Air Force	*	32	3-11	1-4	4-4	1-2-3	3	11	0	2	0	0
UTAH STATE	*	24	2-5	2-2	2-2	0-2-2	3	8	4	3	2	0
SAN JOSE STATE	*	27	3-7	1-3	1-3	0-3-3	4	8	5	0	1	0
at Nevada	*	21	1-6	1-3	0-0	0-2-2	5	3	5	2	0	0
BOISE STATE	*	24	3-7	0-1	1-2	0-3-3	4	7	5	1	1	0
at Utah State	*	36	2-12	0-3	0-0	0-2-2	2	4	5	3	1	0
UNLV	*	26	3-8	1-5	0-0	3-4-7	4	7	7	5	1	0
at Fresno State	*	29	1-6	0-2	0-0	0-2-2	1	2	1	1	2	0
COLORADO STATE	*	24	3-4	0-1	5-5	1-2-3	1	11	5	2	3	0
at New Mexico	*	20	4-11	2-4	0-0	2-2-4	2	10	2	3	1	0
at Boise State	*	20	1-4	1-1	0-0	1-3-4	3	3	1	2	1	0
WYOMING	*	22	0-3	0-2	0-0	0-3-3	3	0	6	2	2	0

MISCELLANEOUS STATS/SAN DIEGO STATE RECORD

Category	2022-23 Season Games	SDSU W/L	Career Games	SDSU W/L
Double-Figure Scoring	10	9-1	22	18-4
15-Point Games	4	4-0	6	5-1
Led SDSU in Scoring	2	2-0	4	3-1
Led SDSU in Rebounding	0	0-0	0	0-0
Led SDSU in Assists	10	9-1	18	16-2
Multiple Three-Pointers	7	7-0	14	11-3
Multiple Steals	13	12-1	33	29-4
One Turnover or Less	11	10-1	43	36-7

Consecutive Games	Current	Long
Consecutive Games Played	50	50*
Scoring A Point	-	34
One Turnover or Less	1	5

* - Denotes an active streak

BUTLER CAREER STATISTICS

Year	G-GS	Min.-Avg.	FG-FGA	Pct.	3P-3PA	Pct.	FT-FTA	Pct.	OR	DR	Reb	Avg.	PF-D	AT	TO	BS	ST	Pts	Avg.
20-21	28-2	349-12.4	40-101	.396	9-31	.290	32-48	.667	5	43	48	1.7	49-1	43	35	1	24	121	4.3
21-22	27-25	685-25.4	70-179	.391	23-70	.329	34-44	.773	11	46	57	2.1	67-1	57	53	4	46	197	7.3
22-23	30-29	756-25.2	94-230	.409	30-90	.333	37-51	.725	10	63	73	2.4	84-1	98	61	2	49	255	8.5
TOTAL	85-56	1,789-21.0	204-510	.400	62-191	.325	103-143	.720	26	152	178	2.1	200-3	198	149	7	119	573	6.7

SEASON/CAREER HIGHS

Points	8 vs. Occidental (12/2/22)
Rebounds	3 vs. Occidental (12/2/22)
Assists	1 vs. Occidental (12/2/22)
Field Goals	3 vs. Occidental (12/2/22)
Field Goals Attempted	5 vs. Occidental (12/2/22)
Three-Point Field Goals	Season
Three-Point FG Attempted	Season
Free Throws	2 vs. Occidental (12/2/22)
Free Throws Attempted	2 vs. Occidental (12/2/22)
Steals	Season
Blocked Shots	1 vs. Occidental (12/2/22)
Minutes Played	13:54 vs. Occidental (12/2/22)



11 • DEMARSHAY JOHNSON JR.

FORWARD • 6-10 • 235 • REDSHIRT FRESHMAN - HS
OAKLAND, CALIF. (SALESIAN COLLEGE PREP)

SDSU Record: 6-0 (1.000)

MW Record: 3-0 (1.000)

Quick Hits

- In four high school seasons, led his team to a 101-12 record, including a 37-0 mark in Tri-County Athletic League (TCAL) play.

As A Sophomore (2022-23 Season)

- Appeared in his first game as an Aztec playing 4 minutes vs. Cal State Fullerton (11/7).
- Scored a season-high eight points in the win over Occidental (12/2), also added 3 rebs, a block and an assist.

As A Freshman (2021-22 Season)

- Utilized his redshirt season.

High School

- A 2021 graduate of Salesian College Prep in Richmond, California.
- A three-star recruit according to Rivals and 247Sports, who also had him rated as the No. 27 center in the nation.
- The program won three TCAL championships and back-to-back (2017-18 & 2018-19) CIF North Coast Section Division III titles.
- As a sophomore earned honorable mention All-TCAL distinction as Salesian went 31-1, including 10-0 in league play.
- As a junior (2019-20) Salesian posted a 25-7 record, were TCAL champions with a 10-0 mark, and reached the semifinals of the CIF North Coast Section Open Division playoffs.
- In each of his first three years, Salesian finished the season nationally ranked No. 16 (2017-18), No. 14 (2018-19) and No. 31 (2019-20) according to maxpreps.com.
- Selected San Diego State among offers from UNLV, Pepperdine, and Cal Poly among others.

2022-23 GAME-BY-GAME STATISTICS

Opponent	GS	MP	FG	3FG	FT	O-D-R	PF	TP	A	TO	S	B
CAL STATE FULLERTON	4	0-0	0-0	0-0	0-0-0	1	0	0	0	0	0	0
BRIGHAM YOUNG	DNP											
at Stanford	DNP											
vs. Ohio State	DNP											
vs. Arizona	DNP											
vs. Arkansas	DNP											
UC IRVINE	DNP											
OCCIDENTAL	14	3-5	0-0	2-2	1-2-3	0	8	1	1	0	1	1
TROY	DNP											
vs. Saint Mary's	DNP											
KENNESAW STATE	6	0-0	0-0	0-0	0-1-1	0	0	0	2	0	0	0
UC SAN DIEGO	DNP											
AIR FORCE	DNP											
at UNLV	DNP											
at Wyoming	DND											
NEVADA	DNP											
NEW MEXICO	DNP											
at Colorado State	DNP											
at Air Force	DNP											
UTAH STATE	DNP											
SAN JOSE STATE	DNP											
at Nevada	DNP											
BOISE STATE	1	0-0	0-0	0-0	0-1-1	0	0	0	0	0	0	0
at Utah State	DNP											
UNLV	DNP											
at Fresno State	DNP											
COLORADO STATE	2	0-0	0-0	0-0	0-0-0	0	0	0	0	0	0	0
at New Mexico	DNP											
at Boise State	DNP											
WYOMING	1	0-0	0-0	0-0	0-0-0	0	0	0	0	0	0	0

MISCELLANEOUS STATS/SAN DIEGO STATE RECORD

Category	2022-23 Season		Career	
	Games	SDSU W/L	Games	SDSU W/L
Double-Figure Scoring	0	0-0	0	0-0
15-Point Games	0	0-0	0	0-0
Double Figure Rebounds	0	0-0	0	0-0
Lead SDSU in Scoring	0	0-0	0	0-0
Lead SDSU in Rebounding	0	0-0	0	0-0
Lead SDSU in Assists	0	0-0	0	0-0
Multiple Blocked Shots	0	0-0	0	0-0
One Turnover or Less	5	5-0	5	5-0

Consecutive Games

Consecutive Games Played	Current	Long
Without Fouling Out	1	1*
Scoring A Point	6	6*
One Turnover or Less	-	1
	3	3*

* - Denotes an active streak

JOHNSON JR. CAREER STATISTICS

Year	G-GS	Min.-Avg.	FG-FGA	Pct.	3P-3PA	Pct.	FT-FTA	Pct.	OR	DR	Reb	Avg.	PF-D	AT	TO	BS	ST	Pts	Avg.
22-23	6-0	28-4.7	3-5	.600	0-0	.000	2-2	1.000	1	4	5	0.8	1-0	1	3	1	0	8	1.3

SEASON/CAREER HIGHS

Points	Season 21 at UNLV (12/31/22) 21 vs. Arizona (11/22/22) 21 vs. Brigham Young (11/11/22) Career 39 vs. Abilene Christian (3/11/22)*
Rebounds	Season 6 at UNLV (12/31/22) Career 8 vs. Utah Valley (1/12/22)*
Assists	Season 7 vs. Boise State (2/3/23) Career 13 vs. Portland (12/30/20)*

Field Goals

Season	6 at New Mexico (2/25/23) 6 vs. UC San Diego (12/20/22) 6 vs. Arizona (11/22/22) 6 vs. Brigham Young (11/11/22) 6 vs. Cal State Fullerton (11/7/22)
Career	12 vs. UC San Diego (12/12/21)*

Field Goals Attempted

Season	16 vs. Arizona (11/22/22)
Career	24 at Long Beach State (12/6/20)*

Three-Point Field Goals

Season	4 at New Mexico (2/25/23) 4 at UNLV (12/31/22) 4 vs. UC San Diego (12/20/22) 4 vs. Cal State Fullerton (11/7/22)
Career	5 at California Baptist (3/5/21)* 5 at Dixie State (2/6/21)* 5 at Long Beach State (12/6/20)*

Three-Point FG Attempted

Season	9 at New Mexico (2/25/23)
Career	12 at California Baptist (3/5/21)*

Free Throws

Season	9 at UNLV (12/31/22)
Career	17 vs. Abilene Christian (3/11/22)*

Free Throws Attempted

Season	11 at UNLV (12/31/22)
Career	20 vs. Abilene Christian (3/11/22)*

Steals

Season	4 at Stanford (11/15/22)
Career	6 vs. UC San Diego (12/12/21)* 6 vs. McNeese (12/1/21)*

Blocked Shots

Season	2 vs. UNLV (2/11/23)
Career	2 vs. UNLV (2/11/23) 2 vs. CSUN (11/30/20)*

Minutes Played

Season	35:46 vs. Troy (12/5/22)
Career	42 at California Baptist (1/17/22)*

* - at Seattle U



12 • DARRION TRAMMELL (DAIRY-on trah-MEL)

GUARD • 5-10 • 175 • SENIOR - TR
MARIN CITY, CALIF. (ST. IGNATIUS HIGH/CITY COLLEGE OF SAN FRANCISCO/SEATTLE U)

SDSU Record: 23-6 (.793)

MW Record: 15-3 (.833)

NABC First Team All-District 6, First Team All-WAC, All-Defensive Team & All-Tournament Team

2021-22

2020-21

NABC First Team All-District 6, First-Team All-WAC, All-Newcomer Team & All-Tournament Team

2022-23 GAME-BY-GAME STATISTICS

Opponent	GS	MP	FG	3FG	FT	O-D-R	PF	TP	A	TO	S	B
CAL STATE FULLERTON	*	24	6-7	4-5	2-2	0-2-2	1	18	1	2	3	0
BRIGHAM YOUNG	*	35	6-13	3-5	6-8	1-2-3	1	21	4	1	1	0
at Stanford	*	29	0-5	0-2	6-7	0-3-3	3	6	6	1	4	0
vs. Ohio State	*	23	1-8	0-3	4-6	0-2-2	1	6	4	1	1	0
vs. Arizona	*	30	6-16	1-7	8-9	0-2-2	4	21	2	1	3	0
vs. Arkansas	*	34	5-13	1-4	2-2	0-2-2	0	13	2	2	2	0
UC IRVINE	*	31	3-8	1-3	0-0	0-1-1	3	7	5	3	1	0
OCCIDENTAL												
TROY	*	36	4-13	1-6	5-5	0-4-4	4	14	4	2	2	0
vs. Saint Mary's	*	27	3-11	1-4	0-1	0-2-2	3	7	4	2	0	0
KENNESAW STATE	*	24	5-13	2-7	2-2	2-2-4	2	14	4	0	2	0
UC SAN DIEGO	*	28	6-11	4-6	2-2	0-5-5	0	18	4	1	3	0
AIR FORCE	*	31	2-8	1-5	1-2	0-0-0	1	6	5	2	1	1
at UNLV	*	34	4-8	4-5	9-11	2-4-6	0	21	5	3	1	0
at Wyoming	*	26	1-5	1-2	1-2	0-0-0	2	4	3	2	2	0
NEVADA	*	28	2-3	2-3	0-0	0-1-1	3	6	4	2	0	0
NEW MEXICO	*	26	1-8	0-5	2-6	0-1-1	1	4	0	0	0	0
at Colorado State	*	32	4-11	0-5	3-4	0-3-3	0	11	6	5	3	0
at Air Force	*	30	5-11	1-4	1-1	0-2-2	1	12	2	2	1	0
UTAH STATE	*	29	2-7	1-3	2-2	0-3-3	0	7	4	1	1	0
SAN JOSE STATE	*	23	2-7	2-5	1-1	1-2-3	3	7	2	0	1	0
at Nevada	*	22	4-10	0-5	2-2	0-1-1	2	10	4	2	2	0
BOISE STATE	*	26	2-7	0-2	0-0	0-2-2	2	4	7	3	1	0
at Utah State	*	10	2-5	1-2	0-1	0-1-1	2	5	1	0	0	0
UNLV	*	23	0-4	0-2	0-0	1-0-1	1	0	6	6	0	2
at Fresno State	*	26	2-6	0-1	0-0	0-1-1	0	4	2	0	3	0
COLORADO STATE	*	29	4-8	1-3	2-3	0-2-2	0	11	5	1	0	0
at New Mexico	*	32	6-15	4-9	2-4	0-2-2	1	18	3	2	2	0
at Boise State	*	29	2-9	1-6	2-3	0-0-0	1	7	2	2	1	0
WYOMING		21	1-6	1-3	0-0	0-2-2	2	3	2	2	0	0

MISCELLANEOUS STATS/SAN DIEGO STATE & SEATTLE U RECORD

Category	2022-23 Season		Career	
	Games	SDSU W/L	Games	SDSU/SU W/L
Double-Figure Scoring	13	10-3	62	42-20
15-Point Games	6	5-1	43	28-15
Double-Figure Assists	0	0-0	1	1-0
Double Doubles	0	0-0	1	1-0
Led TEAM in Scoring	4	3-1	30	18-12
Led TEAM in Rebounding	0	0-0	6	3-3
Led TEAM in Assists	19	15-4	67	45-22
Multiple Steals	12	9-3	45	28-17
One Turnover or Less	12	10-2	20	17-3
Consecutive Games	Current	Long		
Consecutive Games Played	22	26		
Scoring A Point	5	77		
One Turnover or Less	-	4		

* - Denotes an active streak

Quick Hits

- Can play both point and shooting guard & score from all three levels.
- **One of four players in Division I who totaled at least 539 points, dished out at least 157 assists and had a 1.73:1 assist-to-turnover ratio and if you add his 5-10 height to the mix, he is the only player to accomplish those statistics in 2021-22.**
- Left Seattle U ranked on its career lists, No. 2 in free throw percentage (.840), No. 2 in steals average (2.3/g), No. 3 in assists average (5.1), No. 9 in steals (123) and No. 10 in scoring average (18.7 ppg).
- **Mountain West Player of the Week (Nov. 14)**

As a Senior (2022-23 Season)

WAC Rankings: No. 3 in assist-to-turnover ratio, No. 9 in steals, No. 10 in assists

NCAA Rankings: No. 94 in assist-to-turnover ratio

- Made his Aztec debut vs. Cal State Fullerton (11/7) & totaled a team-high 18 pts on 6-of-7 shooting, incl. 4-of-5 from behind the arc.
- **Is the first Aztec to shoot at least .857 (6-of-7 FG) with a minimum 6 made field goals in his SDSU debut since at least the start of the 1996-97 season.**
- Led the team with six assists and four steals at Stanford (11/15).
- Matched a season-best w/ 21 pts. vs. Arizona (11/22).
- Tallied 44 points (14.7 ppg.) over three games at the Maui Jim Maui Invitational.
- Set a season-best w/ 6 rebs. at UNLV (12/31)

As a Junior at Seattle U (2021-22 Season)

WAC Rankings: No. 1 in assists, No. 1 in assists per game, No. 1 in steals, No. 1 in steals per game, No. 2 in free throws, No. 3 in free throw attempts, No. 5 in points, No. 5 in free-throw percentage, No. 5 in points per game, No. 6 in field goal attempts, No. 6 in minutes per game, No. 7 in field goals, No. 7 in field-goal percentage, No. 8 in assist-to-turnover ratio, No. 8 in minutes, No. 9 in 3-point field goal attempts

NCAA Rankings: No. 5 in steals, No. 5 in steals per game, No. 19 in free throws, No. 33 in free throw attempts, No. 39 in assists per game, No. 45 in assists, No. 96 in points per game, No. 110 in points, No. 116 in free-throw percentage, No. 143 in field goal attempts, No. 177 in assist-to-turnover ratio

- **Ranked as the 5th most productive pick and roll scorer in the nation (6.9 ppg) according to Synergy Sports.**
- In the 21 games in which he made a minimum of four field goals, the team was 15-6, and in the 16 games in which he shot at least 40.0 percent from the floor, the Redhawks were 11-5.
- Reached double figure scoring in 28-of-31 games averaging 17.3 ppg (No. 5 in the WAC).
- Led the WAC in steals (78), assists (155) and assists per game.

As a Sophomore at Seattle U (2020-21 Season)

WAC Rankings: No. 1 in points, No. 1 in points per game, No. 1 in field goal attempts, No. 1 in field goals, No. 1 in steals, No. 1 in steals per game, No. 1 in 3-point field goals, No. 1 in 3-point field goal attempts, No. 1 in free throw attempts, No. 1 in free throws, No. 1 in free-throw percentage, No. 1 in minutes, No. 2 in assists, No. 2 in assists per game, No. 2 in 3-point field goals per game, No. 2 in minutes per game, No. 3 in assist-to-turnover ratio, No. 6 in field goal percentage

NCAA Rankings: No. 17 in free throws, No. 19 in points per game, No. 33 in assists per game, No. 34 in free throw attempts, No. 36 in free-throw percentage, No. 38 in steals per game, No. 43 in points, No. 47 in assists, No. 47 in minutes per game, No. 51 in steals, No. 56 in field goal attempts, No. 115 in field goals

- Led the WAC (No. 19 nationally) in scoring at 20.5 ppg, reaching double figure scoring 21 times, including 11 games of 20 or more and three games of 30 or more points.
- Made at least three buckets in every contest, led by a single-game best 11 field goals at Dixie State (2/6) and also knocked down 10 baskets at Long Beach State (12/6) and at Dixie State (2/5). The two Dixie State games marked the sixth time since the start of the 2008-09 season that a Redhawk made 10 or more buckets in back-to-back games
- Ranked No. 33 nationally and No. 3 in the WAC in assists (5.3/g).
- Led the conference and was No. 36 nationally with a 86.6 percent shooting mark from the line.

Trending

- In 83 career games, has 62 in which he has scored at least 10 points and his team is 42-20 in those contests.
- **One of seven active players in the nation to score at least 1,290 points, while shooting at least 39.4 percent, and dishing out at least 380 assists since the start of 2020-21.**
- One of five active players in Division I, since the start of the 2020-21 campaign, who has shot at least 82.4 percent from the line with a minimum of 430 attempts.
- **The only player in the MW with at least 103 assists, at least 41 steals this year, and no more than 51 turnovers.**
- For his career, he has a 1.74:1 assist-to-turnover ratio on 381 dimes in 82 career games (4.6 per game).
- **Only active player under 5' 11" in the nation, who since the start of the 2020-21 season has at least 380 assists, 165 steals and 13 blocked shots.**
- **In 1 career game vs. Fresno State (1-0), is shooting 33.3 percent (2-of-6 FG) and averages 4.0 points, 2.0 assists & 1.0 rebounds.**
- **In 2 career games vs. Colorado State (2-0), is shooting 42.1 percent (8-of-19 FG) and is averaging 11.0 points, 5.5 assists and 2.5 rebounds.**

TRAMMELL CAREER STATISTICS

Year	G-GS	Min.-Avg.	FG-FGA	Pct.	3P-3PA	Pct.	FT-FTA	Pct.	OR	DR	Reb	Avg.	PF-D	AT	TO	BS	ST	Pts	Avg.
20-21*	23-18	820-35.7	148-359	.412	46-132	.348	129-149	.866	14	73	87	3.8	57-2	123	79	6	45	471	20.5
21-22*	31-31	1036-33.5	162-403	.402	54-158	.342	161-196	.821	15	102	117	3.8	70-1	157	91	4	80	539	17.4
22-23	29-28	796-27.4	91-256	.355	38-122	.311	65-86	.756	7	54	61	2.1	44-0	103	51	3	41	285	9.8
TOTAL	83-77	2,653-32.0	401-1,018	.394	138-412	.335	355-431	.824	36	229	265	3.2	171-3	383	221	13	166	1,295	15.6

* - at Seattle U

SEASON/CAREER HIGHS

Points	
Season	23 vs. Brigham Young (11/11/22)
Career	23 vs. Brigham Young (11/11/22)

Rebounds	
Season	12 vs. UC San Diego (12/20/22)
Career	12 vs. UC San Diego (12/20/22)

Assists	
Season	3 vs. UC San Diego (12/20/22)
	3 vs. UC Irvine (11/29/22)
	3 vs. Cal State Fullerton (11/7/22)
Career	3 vs. UC San Diego (12/20/22)
	3 vs. UC Irvine (11/29/22)
	3 vs. Cal State Fullerton (11/7/22)

Field Goals	
Season	8 vs. Wyoming (3/4/23)
	8 vs. Brigham Young (11/11/22)
Career	8 vs. Wyoming (3/4/23)
	8 vs. Brigham Young (11/11/22)

Field Goals Attempted	
Season	16 vs. Brigham Young (11/11/22)
Career	16 vs. Brigham Young (11/11/22)

Three-Point Field Goals	
Season	
Career	

Three-Point FG Attempted	
Season	2 vs. Brigham Young (11/11/22)
Career	2 vs. Brigham Young (11/11/22)
	2 vs. Northwestern State (12/2/20)*

Free Throws	
Season	10 vs. Kennesaw State (12/12/22)
Career	12 vs. Purdue Ft. Wayne (11/11/18)+

Free Throws Attempted	
Season	11 vs. Kennesaw State (12/12/22)
	11 vs. Brigham Young (11/11/22)
Career	14 vs. Purdue Ft. Wayne (11/11/18)+

Steals	
Season	3 vs. Arizona (11/22/22)
Career	3 vs. Arizona (11/22/22)
	3 vs. UC Irvine (11/21/19)*

Blocked Shots	
Season	2 vs. Wyoming (3/4/23)
Career	4 vs. Purdue Ft. Wayne (11/11/18)+

Minutes Played	
Season	28:35 vs. Brigham Young (11/11/22)
Career	28:35 vs. Brigham Young (11/11/22)

* - at TCU
+ - at Ohio State



13 • JAEDON LEDEE (JAY-den)

FORWARD • 6-9 • 240 • SENIOR - TR
HOUSTON, TEXAS (THE KINKAID SCHOOL/OHIO STATE/TCU)

SDSU Record: 24-6 (.800)
MW Record: 15-3 (.833)

Quick Hits

- First name is pronounced JAY-den.
- Sat out the 2021-22 season due to NCAA transfer rules.

As a Senior (2022-23 Season)

MW Rankings: No. 8 in offensive rebounds, No. 12 in free throw percentage, No. 20 in rebounding

- Scored 11 points and dished out a career-best 3 assists vs. Cal State Fullerton (11/7), in his first career game as an Aztec.
- Totaled 23 points vs. Brigham Young, a career-high, on 8-of-16 FGs, both also career-bests.
- Was an efficient 6-of-8 (.750) from the floor in a 14-point effort at Stanford (11/15), his third straight double digit scoring effort to start his Aztec career.
- Grabbed a then career-high matching and season-best 8 rebounds vs. Saint Mary's (12/10).
- In his first start as an Aztec, pulled down a career-high 12 rebounds, equaling a career-best w/ 5 offensive boards and three assists.
- Led the team in rebounds with 5 at Nevada (1/31).
- Recorded his first double double as an Aztec (14 pts, 10 reb) at Utah State (2/8) and the second of his college career.

As a Senior (2021-22 Season)

- Utilized his redshirt season

As a Junior at TCU (2020-21 Season)

- Played in 23 of the team's 26 games, including his first start for the Horned Frogs vs. Providence (12/9).
- Set career-highs in points, points per game, assists, rebounds, minutes, field goals, field goal attempts and field goal percentage.
- Totaled three double figure scoring games including a career-high 20 points at West Virginia (3/4).
- Ranked No. 5 on the team in points per game (5.8) despite playing fewer minutes than any of the top-9 regular players.
- Twice, at Iowa (2/9) & at Vest Virginia (3/4) equaled a career-best with 8 rebounds, among nine games of 5+ rebounds.
- 3.9 rebounds per game ranked No. 3 on the team & his 40 offensive boards were the second most among the Horned Frogs.

As a Sophomore at TCU (2019-20 Season)

- Played in all 30 games for the Horned Frogs.
- Made his TCU debut vs. Air Force (11/18) after transferring from Ohio State.
- His .523 field goal percentage (23-of-44) ranked No. 2 on the squad.
- Twice scored a season-high 11 points - vs. Winthrop (12/11) & at Oklahoma (1/18).

As a Freshman at Ohio State (2018-19 Season)

- Made his collegiate debut vs. Purdue Fort Wayne (11/11) and played in 26 games.
- Reached double-figure scoring three times, including season-highs of 16 points vs. Purdue Fort Wayne (11/11) and at Purdue (3/2).

Trending

- Reached double figure scoring in three consecutive games (Cal State Fullerton to Stanford) for the first time in his career.
- In 34 career games in which he grabs at least 5 rebounds, his team has a 25-9 record and he is 14-2 as an Aztec when he does it.
- In the last 4 games is averaging 11.8 points on 17-of-27 FG (63.0 percent) with 4.0 rebounds.
- A career 3.2 rebound per game player, in his last 17 contests is averaging 5.0 boards and set a career-high with 12 vs. UC San Diego (12/20).
- One of 11 Aztecs, since the start of the Dutcher/Fisher era (1999-00), to have a game with at least 11 free throw attempts in which he shot at least .900 from the line (vs. Kennesaw State - 12/12).
- Against Mountain West teams he averaging 7.8 points (55.6 percent - 50-of-90) and grabbing 5.1 rebounds and dishing out 0.7 assists.
- Is in the midst of his finest season in his college career.
- In 1 career game vs. Fresno State (1-0), is shooting 16.7 percent (1-of-6 FG) and averages 6.0 points & 5.0 rebounds.
- In 2 career games vs. Colorado State (2-0), is shooting 54.5 percent (6-of-11 FG) and is averaging 9.0 points, 6.0 rebounds and 1.0 assists.

2022-23 GAME-BY-GAME STATISTICS

Opponent	GS	MP	FG	3FG	FT	O-D-R	PF	TP	A	TO	S	B
CAL STATE FULLERTON	18	4-9	0-1	3-6	1-3-4	1	11	3	1	1	0	
BRIGHAM YOUNG	29	8-16	0-2	7-11	3-3-6	3	23	0	3	1	1	
at Stanford	22	6-8	0-0	2-2	0-4-4	2	14	0	1	0	0	
vs. Ohio State	21	2-6	0-0	2-2	1-4-5	2	6	1	1	0	1	
vs. Arizona	15	1-7	0-0	3-4	1-2-3	2	5	1	1	3	0	
vs. Arkansas	15	2-4	0-0	2-2	0-1-1	3	6	0	0	0	0	
UC IRVINE	13	0-2	0-1	0-0	1-2-3	0	0	3	0	0	0	
OCCIDENTAL	17	2-4	0-0	3-4	3-2-5	1	7	2	0	0	0	
TROY	11	1-1	0-0	2-2	1-1-2	2	4	0	2	0	0	
vs. Saint Mary's	18	2-4	0-0	0-0	3-5-8	2	4	1	2	0	0	
KENNESAW STATE	17	2-3	0-0	10-11	2-5-7	3	14	2	1	2	0	
UC SAN DIEGO	23	1-7	0-0	0-0	5-7-12	3	2	3	2	1	0	
AIR FORCE	22	2-3	0-0	2-3	3-3-6	2	6	0	2	1	1	
at UNLV	13	0-3	0-0	0-0	2-2-4	2	0	0	0	1	0	
at Wyoming	18	2-2	0-0	4-4	4-5-9	2	8	0	1	1	0	
NEVADA	16	4-5	0-1	1-1	1-5-6	1	9	1	0	0	0	
NEW MEXICO	23	0-2	0-0	0-0	1-2-3	3	0	2	2	0	1	
at Colorado State	13	2-3	0-0	0-3	2-4-6	3	4	2	0	1	0	
at Air Force	19	2-5	0-0	2-2	3-4-7	2	6	1	1	0	0	
UTAH STATE	17	4-4	0-0	1-1	1-2-3	2	9	2	0	0	0	
SAN JOSE STATE	17	4-7	0-0	1-3	4-0-4	2	9	0	0	0	0	
at Nevada	20	3-4	0-0	2-2	0-5-5	3	8	1	1	0	0	
BOISE STATE	16	2-5	0-1	5-6	0-4-4	2	9	0	0	0	0	
at Utah State	21	5-9	0-1	4-4	4-6-10	1	14	1	0	0	0	
UNLV	20	2-5	0-0	2-3	1-2-3	3	6	1	2	1	1	
at Fresno State	12	1-6	0-0	4-6	3-2-5	2	6	0	1	0	0	
COLORADO STATE	21	4-8	0-1	6-6	2-4-6	1	14	0	1	0	0	
at New Mexico	9	2-3	0-1	0-0	0-0-0	5	4	0	0	0	1	
at Boise State	18	3-7	0-0	2-3	2-0-2	3	8	0	2	2	0	
WYOMING	24	8-9	0-0	5-6	4-4-8	1	21	1	0	0	2	

MISCELLANEOUS STATS/OHIO STATE-TCU RECORD

Category	2022-23 Season		Career	
	Games	SDSU W/L	Games	SDSU/TCU/OSU W/L
Double-Figure Scoring	7	7-0	15	11-4
15-Point Games	2	2-0	5	3-2
Led TEAM in Scoring	4	4-0	8	6-2
Led TEAM in Rebounding	8	6-2	14	8-6
Led TEAM in Assists	0	0-0	0	0-0
Multiple Blocked Shots	1	1-0	5	5-0
Multiple Steals	3	1-2	7	5-2
One Turnover or Less	22	19-3	91	53-38
Consecutive Games	Current	Long		
Consecutive Games Played	53	53*		
Without Fouling Out	2	60		
Scoring A Point	13	22		
One Turnover or Less	1	23		

* - Denotes an active streak

LEDEE CAREER STATISTICS

Year	G-GS	Min.-Avg.	FG-FGA	Pct.	3P-3PA	Pct.	FT-FTA	Pct.	OR	DR	Reb	Avg.	PF-D	AT	TO	BS	ST	Pts	Avg.
18-19+	26-2	171-6.6	18-47	.383	0-3	.000	41-55	.745	18	27	45	1.7	27-0	6	12	6	3	77	3.0
19-20*	30-0	348-11.6	23-44	.523	0-0	.000	36-51	.706	45	41	86	2.9	75-2	3	14	12	13	82	2.7
20-21*	23-1	350-15.2	49-91	.538	0-4	.000	35-50	.700	40	50	90	3.9	48-0	6	12	3	7	133	5.8
22-23	30-1	539-18.0	81-161	.503	0-9	.000	75-97	.773	58	93	151	5.0	61-1	28	27	8	15	237	7.9
TOTAL	109-4	1,405-12.9	171-349	.488	0-16	.000	187-253	.739	161	211	372	3.4	211-3	43	65	29	38	529	4.9

+ - at Ohio State * - at TCU

SEASON/CAREER HIGHS

Points	
Season	3 vs. Occidental (12/2/22)
	3 vs. Cal State Fullerton (11/7/22)
Career	6 vs. Wyoming (1/30/21)

Rebounds	
Season	2 vs. Occidental (12/2/22)
Career	2 vs. Occidental (12/2/22) 2 at Air Force (1/24/21)

Assists	
Season	
Career	

Field Goals	
Season	1 vs. Occidental (12/2/22) 1 vs. Cal State Fullerton (11/7/22)
Career	2 vs. Wyoming (1/30/21) 2 at Air Force (1/24/21)

Field Goals Attempted	
Season	2 vs. Occidental (12/2/22)
Career	3 vs. Long Beach State (11/30/21) 3 at Air Force (1/24/21)

Three-Point Field Goals	
Season	1 vs. Occidental (12/2/22) 1 vs. Cal State Fullerton (11/7/22)
Career	1 vs. Occidental (12/2/22) 1 vs. Cal State Fullerton (11/7/22)

Three-Point FG Attempted	
Season	2 vs. Occidental (12/2/22)
Career	2 vs. Occidental (12/2/22) 2 vs. Long Beach State (11/30/21)

Free Throws	
Season	
Career	2 vs. Wyoming (1/30/21)

Free Throws Attempted	
Season	
Career	2 vs. Wyoming (1/30/21) 2 at Air Force (1/24/21)

Steals	
Season	
Career	1 vs. Long Beach State (11/30/21) 1 vs. Georgetown (11/25/21)

Blocked Shots	
Season	
Career	1 vs. UNLV (1/24/22)

Minutes Played	
Season	5:08 vs. Occidental (12/2/22)
Career	5:08 vs. Occidental (12/2/22)



14 • CADE ALGER (AL-jer)

FORWARD • 6-9 • 195 • JUNIOR - SQ
OAKDALE, CALIF. (RIPON CHRISTIAN HIGH/SEATTLE U)

SDSU Record: 20-1 (.952)
MW Record: 12-0 (1.000)

2020-21

Academic All-Mountain West

Quick Hits

- A non-scholarship player who has appeared in 21 games in his three seasons as an Aztec.
- His .833 field goal percentage (5-of-6), without minimums applied, was the highest on the squad in 2020-21.

As a Junior (2022-23 Season)

- Knocked down his first career 3-pointer vs. Cal State Fullerton (11/7).
- Scored his second career 3-pointer vs. Occidental, and hauled in 2 rebounds vs. Occidental (12/2).

As a Sophomore (2021-22 Season)

- Appeared in seven games and played a total of 15 minutes, all of the bench.
- Sank 2-of-8 field goal attempts.
- Set single-season bests with a block vs. UNLV (1/24) and two steals, one each vs. Georgetown (11/25) and Long Beach State (11/30).
- Attempted the first three 3-pointers of his career, including a single-game high two vs. Long Beach State.

As a Redshirt Freshman (2020-21 Season)

- Made his collegiate debut vs. UC Irvine (11/27).
- Saw a season-high 3:44 of action vs. St. Katherine (12/2).
- Recorded his first collegiate points at Air Force (1/22).
- Scored four points and grabbed the first two rebounds of his career at Air Force (1/24).
- Went 2-of-2 from the floor & the line against Wyoming (1/30) to set a career-high w/ 6 pts.
- Scored in back-to-back games (at Air Force - 1/22 & 1/24) for the first time in his college career.
- Five consecutive appearances (Jan. 22 at Air Force-to-Feb. 8 vs. San Jose State) are a career-high.

As a Freshman at Seattle U (2019-20 Season)

- Utilized his redshirt season.

High School

- A graduate of Ripon (Calif.) Christian High School.
- As a senior averaged 18.0 points, 13.2 rebounds and 3.0 assists (according to MaxPreps.com) and finished his career with more than 1,000 points.
- Led his team to a 20-11 record, 10-2 in Trans Valley League (TVL) play, and a berth in the CIF state tournament in 2018-19 and a two-time first-team All-TVL selection.
- In his senior year (2018-19) was named a first-team Front Row Preps All-Region and CalHSports.com All-State performer as well as D5 Scholar Athlete of the Year.
- As a junior, led team to the CIF Sac-Joaquin Division 6 Section championship, was named *Madesto Bee* All-District Team and earned the CIF Sac-Joaquin Sportsmanship Award.
- Named team MVP as a sophomore and senior.

2022-23 GAME-BY-GAME STATISTICS

Opponent	GS	MP	FG	3FG	FT	O-D-R	PF	TP	A	TO	S	B
CAL STATE FULLERTON	2	1-1	1-1	0-0	0-0-0	0	3	0	0	0	0	0
BRIGHAM YOUNG	DNP											
at Stanford	DNP											
vs. Ohio State	INJ											
vs. Arizona	INJ											
vs. Arkansas	INJ											
UC IRVINE	INJ											
OCCIDENTAL	5	1-2	1-2	0-0	0-2-2	1	3	0	0	0	0	0
TROY	DNP											
vs. Saint Mary's	DNP											
KENNESAW STATE	4	0-1	0-1	0-0	0-0-0	0	0	0	0	0	0	0
UC SAN DIEGO	DNP											
AIR FORCE	DNP											
at UNLV	DNP											
at Wyoming	DNT											
NEVADA	DNP											
NEW MEXICO	DNP											
at Colorado State	DNP											
at Air Force	DNP											
UTAH STATE	DNP											
SAN JOSE STATE	1	0-0	0-0	0-0	0-0-0	0	0	0	0	0	0	0
at Nevada	DNP											
BOISE STATE	1	0-0	0-0	0-0	0-0-0	0	0	0	0	0	0	0
at Utah State	DNP											
UNLV	DNP											
at Fresno State	DNP											
COLORADO STATE	DNP											
at New Mexico	DNP											
at Boise State	DNP											
WYOMING	1	0-0	0-0	0-0	0-0-0	0	0	0	0	0	0	0

MISCELLANEOUS STATS/SAN DIEGO STATE RECORD

Category	2022-23 Season		Career	
	Games	SDSU W/L	Games	SDSU W/L
Double-Figure Scoring	0	0-0	0	0-0
15-Point Games	0	0-0	0	0-0
Led SDSU in Scoring	0	0-0	0	0-0
Led SDSU in Rebounding	0	0-0	0	0-0
Led SDSU in Assists	0	0-0	0	0-0
Multiple Three-Pointers	0	0-0	0	0-0
One Turnover or Less	6	6-0	21	20-1
Consecutive Games	Current	Long		
Consecutive Games Played	1	5		
Without Fouling Out	21	21*		
Scoring A Point	-	3		
At Least One Three-Pointer	-	2		
One Turnover or Less	21	21*		

* - Denotes an active streak

ALGER CAREER STATISTICS

Year	G-GS	Min.-Avg.	FG-FGA	Pct.	3P-3PA	Pct.	FT-FTA	Pct.	OR	DR	Reb	Avg.	PF-D	AT	TO	BS	ST	Pts	Avg.
20-21	8-0	17-2.1	5-6	.833	0-0	.000	3-5	.600	2	0	2	0.3	1-0	0	1	0	0	13	1.6
21-22	7-0	15-2.1	2-8	.250	0-3	.000	0-0	.000	0	2	2	0.3	1-0	0	1	1	2	4	0.6
22-23	6-0	14-2.3	2-4	.500	2-4	.500	0-0	.000	0	2	2	0.3	1-0	0	0	0	0	6	1.0
TOTAL	21-0	46-2.2	9-18	.500	2-7	.286	3-5	.600	2	4	6	0.3	3-0	0	2	1	2	23	1.1

SEASON/CAREER HIGHS

Points	Season 27 vs. Air Force (12/28/22)
Career 30 at Wyoming (2/28/22)	
Rebounds	Season 10 vs. Nevada (1/10/23)
Career 10 - 5x; last: vs. Nevada (1/10/23)	
Assists	Season 8 vs. Occidental (12/2/22)
Career 8 vs. Occidental (12/2/22)	
Field Goals	Season 9 vs. Air Force (12/28/22)
9 vs. Arkansas (11/23/22)	
Career 10 - 4x; last: at Wyoming (2/28/22)	
Field Goals Attempted	Season 20 vs. Arkansas (11/23/22)
Career 21 vs. Arizona State (12/3/20)*	
Three-Point Field Goals	Season 6 vs. Air Force (12/28/22)
Career 6 vs. Air Force (12/28/22)	
Three-Point FG Attempted	Season 10 at UNLV (12/31/22)
Career 10 at UNLV (12/31/22)	
Free Throws	Season 6 at UNLV (12/31/22)
Career 11 - 2x; last: at Nevada (3/5/22)	
Free Throws Attempted	Season 8 at UNLV (12/31/22)
Career 12 at Nevada (3/5/22)	
Steals	Season 3 - 4x; last: at Fresno State
Career 4 vs. Colorado (3/13/19)*	
Blocked Shots	Season 2 vs. UC San Diego (12/20/22)
Career 2 - 3x; last: vs. UC San Diego (12/20/22)	
Minutes Played	Season 35:29 - 2x; last: at UNLV (12/31/22)
Career 42 vs. Washington (2/27/20)*	

* - at California

* - at California

* - at California

* - at California

* - at California

* - at California

* - at California

* - at California

* - at California

* - at California

* - at California

* - at California

* - at California

* - at California

* - at California

* - at California

* - at California

* - at California



20 • MATT BRADLEY

GUARD • 6-4 • 220 • SENIOR - 1L
SAN BERNARDINO, CALIF. (WASATCH ACADEMY (UTAH)/CALIFORNIA)

SDSU Record: 47-15 (.758)
MW Record: 28-7 (.800)

2022-23

First-Team All-Mountain West

2021-22

Second-Team NABC All-District 17

Mountain West Newcomer of the Year, First-Team All-MW

Second-Team All-MW (media), MW All-Tournament Team, Two-Time MW Player of the Week

ESPN National Player of the Week (March 7), NCAA March Madness Player of the Week (March 7)

Quick Hits

- Is utilizing the extra year of eligibility offered by the NCAA due to the COVID-19 pandemic.
- No. 11 active scorer in the nation (2,221 career points).
- In 2021-22, was one of nine in the nation and the second Aztec, since the start of the 1996-97 season, to shoot at least 43.8 percent from the field (minimum 425 shots attempts), 40.1 percent from the bonus distance (minimum 142 shot attempts).
- In 2020-21, was one of just five players in Division I to average 18.0 points per game, while shooting at least .455 from the field, .364 from the bonus distance, a minimum of .821 from the line, and grabbing 4.6 rebounds per game.
- Two-time Mountain West Player of the Week (Jan. 2 & Feb. 13) this season.

As a Senior (2022-23 Season)

MW Rankings: No. 18 in scoring

- Was 4-of-4 FTs vs. Cal State Fullerton (11/7), the 23rd time in his career he was perfect from the line with a minimum of four attempts.
- Totaled a season-beset 27 points vs. Air Force (12/28) & became 1-of-8 Aztecs to have a game w/ at least 25 points without a turnover since at least 1996-97.
- Has reached double digit points in 12 of the last 14 games.

As a Senior (2021-22 Season)

MW Rankings: No. 6 in free throw percentage, No. 8 in 3-point field goals, No. 9 in scoring, No. 11 in field goal percentage, No. 12 in defensive rebounding, No. 14 in rebounding

NCAA Rankings (top-150): No. 104 in points per game, No. 105 in field goal attempts, No. 107 in points, No. 124 in free throws, No. 129 in field goals, No. 132 in free throw attempts

- One of three Aztecs to start all 32 games and played at least 30 minutes in 23 contests.
- Became the 37th Aztec to score at least 30 points in a game when he totaled 30 at Wyoming (2/28).
- Led the team in scoring 18 times (14-4), in assists 13 times (8-5) & rebounds nine times (7-2).
- One of six players in the nation to average 16.9 points and 5.4 rebounds, while shooting 43.8 percent from the floor, 40.1 percent from the bonus distance, 77.9 percent from the line.
- One of two players in the nation, who in a minimum of 15 home games, averaged 18.2 points while shooting at least 48.2 percent from the floor (with a minimum of 195 shot attempts) and 46.4 percent (on a minimum of 69 3-point attempts)... and is the only Division I player returning in 2022-23 with those stats.

As a Junior at California (2020-21 Season)

Pac-12 Rankings: No. 3 in scoring, No. 8 in free throw percentage, No. 9 in 3-point field goals, No. 24 in 3-point field goal percentage

NCAA Rankings (top-100): No. 66 in points per game, No. 78 in free throws

As a Sophomore at California (2019-20 Season)

Pac-12 Rankings: No. 2 in free throw percentage, No. 5 in scoring, No. 7 in 3-point field goals, No. 8 in minutes, No. 10 in 3-point field goal percentage

NCAA Rankings (top-100): No. 81 in points, No. 84 in free throws, No. 98 in points per game

As a Freshman at California (2018-19 Season)

Pac-12 Rankings: No. 1 in 3-point field goal percentage, No. 10 in free throw percentage

Trending

- The only active player in Division I, whose first collegiate season was in 2018-19, who has at least 2,221 points, 660 rebounds and has shot at least .430 from both the field and at least .395 from 3-point range.
- As an Aztec, when he shoots at least .400 from the floor, overall SDSU is 29-5 and when he did it at home, SDSU was 20-0.
- His 81 points in three games from Feb. 4-9, 2022 are the most in a three-game stretch for an Aztec since Jamaal Franklin scored 84 from Feb. 25-to-March 3, 2012.
- Is one of two active players, who began their career in 2018-19, with 2,221 career points, 660 rebounds and 300 assists (also: Taevion Kinsey of Marshall).
- In 35 career MW games averages 17.0 points on 45.0 percent shooting, including 45.6 percent from distance w/ 4.6 rebs, & 2.6 assists.
- In 41 games as an Aztec in which he has dished out multiple assists, SDSU is 31-10 & in MW games when he does it, SDSU is 17-5.
- In 6 career games vs. Fresno State (5-1), is shooting 38.8 percent (26-of-67 FG) and averages 12.5 points, 5.2 rebounds & 2.3 assists.
- In 5 career games vs. Colorado State (4-1), is shooting 43.1 percent (28-of-65 FG), 50.0 percent from distance (12-of-24) and is averaging 17.0 points, 4.6 rebounds and 2.2 assists.

2022-23 GAME-BY-GAME STATISTICS

Opponent	GS	MP	FG	3FG	FT	O-D-R	PF	TP	A	TO	S	B
CAL STATE FULLERTON	*	23	2-7	0-2	4-4	2-2-4	2	8	2	1	1	0
BRIGHAM YOUNG	*	29	3-16	0-1	0-0	1-3-4	2	6	2	0	0	0
at Stanford	*	22	3-10	1-5	0-0	0-5-5	4	7	0	2	0	1
vs. Ohio State	*	18	6-11	4-6	2-2	1-0-1	5	18	1	2	0	0
vs. Arizona	*	22	1-8	0-2	3-4	0-3-3	2	5	0	2	0	0
vs. Arkansas	*	35	9-20	1-7	4-5	0-7-7	1	23	1	1	3	0
UC IRVINE	*	24	5-12	1-3	3-4	2-4-6	1	14	2	4	1	0
OCCIDENTAL	*	24	3-4	3-4	0-0	0-4-4	0	9	8	1	0	1
TROY	*	30	7-10	1-3	4-4	1-3-4	1	19	2	2	0	0
vs. Saint Mary's	*	30	4-13	0-4	5-5	1-4-5	2	13	0	3	0	0
KENNESAW STATE	*	22	2-7	0-3	0-0	0-2-2	1	4	4	3	1	0
UC SAN DIEGO	*	23	2-4	1-3	0-0	0-6-6	0	5	1	2	1	2
AIR FORCE	*	31	9-12	6-7	3-5	1-2-3	1	27	1	0	1	0
at UNLV	*	35	6-14	5-10	6-8	0-4-4	2	23	1	4	3	0
at Wyoming	*	31	7-13	2-4	2-3	1-1-2	0	18	3	1	0	0
NEVADA	*	27	5-14	2-6	5-7	2-8-10	2	17	2	1	0	1
NEW MEXICO	*	31	5-16	2-5	2-3	1-3-4	4	14	5	3	0	0
at Colorado State	*	30	4-14	1-4	5-6	2-2-4	2	14	7	1	0	0
at Air Force	*	30	5-11	1-4	2-2	1-6-7	0	13	1	1	0	0
UTAH STATE	*	21	2-10	0-3	0-0	0-1-1	2	4	3	0	1	0
SAN JOSE STATE	*	22	5-13	1-2	3-3	0-0-0	1	14	2	0	0	0
at Nevada	*	27	6-14	3-8	1-1	1-2-3	1	16	2	0	0	0
BOISE STATE	*	25	1-6	0-4	1-2	0-0-0	2	3	0	1	0	0
at Utah State	*	26	7-10	2-2	2-4	1-5-6	2	18	1	2	3	0
UNLV	*	25	6-8	3-5	2-2	0-4-4	3	17	2	1	1	1
at Fresno State	*	29	4-12	2-3	0-1	1-2-3	1	10	3	2	3	1
COLORADO STATE	*	24	5-9	2-5	1-1	1-1-2	0	13	1	1	0	1
at New Mexico	*	30	5-15	1-4	0-0	0-5-5	0	11	7	1	0	0
at Boise State	*	30	6-15	2-6	2-2	1-5-6	0	16	1	2	2	0
WYOMING	*	25	3-7	1-2	4-5	0-1-1	1	11	1	1	0	1

MISCELLANEOUS STATS/CAL & SAN DIEGO STATE RECORD

Category	2022-23 Season		Career	
	Games	SDSU W/L	Games	SDSU/Cal W/L
Double-Figure Scoring	21	16-5	118	61-57
15-Point Games	11	8-3	73	40-33
Double-Figure Rebounds	1	1-0	5	3-2
Double Doubles	1	1-0	5	3-2
Led TEAM in Scoring	13	8-5	75	37-38
Led TEAM in Rebounding	4	2-2	24	13-11
Led TEAM in Assists	7	6-1	37	23-14
Multiple Three-Pointers	13	10-3	78	41-37
Multiple Assists	16	14-2	82	48-34
Multiple Steals	5	3-2	22	12-10
One Turnover or Less	17	15-2	55	30-25
Consecutive Games	Current	Long		
Consecutive Games Played	74	74*		
Without Fouling Out	26	35		
Scoring A Point	128	128*		
At Least One Three-Pointer	7	20		

* - Denotes an active streak

BRADLEY CAREER STATISTICS

Year	G-GS	Min.-Avg.	FG-FGA	Pct.	3P-3PA	Pct.	FT-FTA	Pct.	OR	DR	Reb	Avg.	PF-D	AT	TO	BS	ST	Pts	Avg.
18-19*	31-19	879-28.0	109-264	.412	50-106	.472	69-87	.763	28	84	112	3.4	84-3	63	58	11	27	337	10.4
19-20*	32-30	1062-33.2	181-414	.437	66-172	.384	131-151	.868	22	136	158	4.9	89-3	49	75	7	15	559	17.5
20-21*	22-19	665-30.2	130-286	.455	40-110	.364	96-117	.821	23	79	102	4.6	59-2	37	61	4	8	396	18.0
21-22	32-32	1007-31.5	186-425	.438	57-142	.401	113-145	.779	28	146	174	5.4	74-0	84	85	7	33	542	16.9
22-23	30-30	802-26.7	138-335	.412	48-129	.372	66-83	.795	21	95	116	3.9	45-1	66	45	8	22	390	13.0
TOTAL	147-130	4,419-30.1	743-1,723	.431	261-659	.396	474-582	.814	122	540	662	4.5	351-9	300	324	37	105	2,221	15.1

* - at California

SEASON HIGHS

Points	Season 8 vs. Occidental (12/2/22)
Rebounds	Season 1 vs. UC San Diego (12/20/22) 1 vs. Occidental (12/2/22)
Assists	Season 6 vs. Occidental (12/2/22)
Field Goals	Season 3 vs. Kennesaw State (12/12/22) 3 vs. Occidental (12/2/22)
Field Goals Attempted	Season 9 vs. Occidental (12/2/22)
Three-Point Field Goals	Season 2 vs. Occidental (12/2/22)
Three-Point FG Attempted	Season 7 vs. Occidental (12/2/22)
Free Throws	Season 1 vs. Kennesaw State (12/12/22)
Free Throws Attempted	Season 2 vs. Kennesaw State (12/12/22)
Steals	Season 1 vs. Kennesaw State (12/12/22) 1 vs. Occidental (12/2/22)
Blocked Shots	Season
Minutes Played	Season 19:35 vs. Occidental (12/2/22)



21 • MILES BYRD

GUARD • 6-7 • 175 • FRESHMAN - HS
STOCKTON, CALIF. (LINCOLN HIGH)

SDSU Record: 4-0 (1.000)
MW Record: 0-0

Quick Hits

- A four-star prospect according to 247Sports.com who was rated, at the time of his signing, the No. 89 recruit nationally, the No. 20 shooting guard and No. 10 overall in California.

As a Freshman (2022-23)

- Collegiate debut came vs Cal State Fullerton (11/7) where he knocked down his first FG attempt.
- Scored a season-high eight points, incl. a season-best two 3-pointers, and dished out a season-high six assists vs. Occidental (12/2).
- Was 3-of-3 vs. Kennesaw State (12/12), the second game, out of three appearances, where he is perfect from the floor (also: vs. Cal State Fullerton).
- Appeared in back-to-back games (vs. Kennesaw State & UC San Diego) for the first time in his college career.

High School

- A 2022 graduate of Lincoln High School in Stockton, California.
- A four-star prospect according to 247Sports.com who was rated, at the time of his signing, the No. 89 recruit nationally, the No. 20 shooting guard and No. 10 overall in California.
- In his senior campaign he averaged 17.2 points, 5.2 rebounds, 3.3 assists, 2.8 steals and 1.2 blocks according to *MaxPreps*.
- As a senior was a McDonald's All-American nominee, named first team All-Northern California by *MaxPreps*, first-team all-state by *CalHiSports* and the *SaHiSports* Winter Player of the Year, TCAL co-Most Valuable Player of the Year.
- In three varsity seasons, according to *MaxPreps*, his teams went 58-11, including 26-4 in Tri-City Athletic League (TCAL) action and, as a senior, won the TCAL title for the first time since 2018 and its first playoff game since 2013.
- He led the program to the state playoffs for the first time since 1982.
- In the classroom, earned inclusion on the West team of the All-Academic All-America Game as a senior and was an honor roll designee in six of his eight high school semesters
- In a shortened junior campaign, due to COVID, he averaged 16.8 points, 6.8 rebounds 3.5 assists, 3.5 steals and 2.2 blocks
- Chose San Diego State over the likes of Villanova, Washington, Minnesota, Saint Mary's, and Colorado State among others.

Trending

- In his last three appearances, is averaging 12.3 minutes, 5.0 points on 6-of-12 shooting (50.0 percent) and is dishing out 2.0 assists.

2022-23 GAME-BY-GAME STATISTICS

Opponent	GS	MP	FG	3FG	FT	O-D-R	PF	TP	A	TO	S	B
CAL STATE FULLERTON	3	1-1	0-0	0-0	0-0-0	0	2	0	0	0	0	0
BRIGHAM YOUNG	DNP											
at Stanford	DNP											
vs. Ohio State	INJ											
vs. Arizona	INJ											
vs. Arkansas	INJ											
UC IRVINE	INJ											
OCCIDENTAL	20	3-9	2-7	0-0	0-1-1	0	8	6	3	1	0	0
TROY	DNP											
vs. Saint Mary's	DNP											
KENNESAW STATE	11	3-3	0-0	1-2	0-0-0	2	7	0	0	1	0	0
UC SAN DIEGO	6	0-0	0-0	0-0	0-1-1	1	0	0	1	0	0	0
AIR FORCE	INJ											
at UNLV	DNP											
at Wyoming	DNP											
NEVADA	DNP											
NEW MEXICO	DNP											
at Colorado State	DNP											
at Air Force	INJ											
UTAH STATE	DNP											
SAN JOSE STATE	DNP											
at Nevada	DNP											
BOISE STATE	DNP											
at Utah State	DNP											
UNLV	DNP											
at Fresno State	DNP											
COLORADO STATE	DNP											
at New Mexico	DNP											
at Boise State	DNP											
WYOMING	DNP											

MISCELLANEOUS STATS/SAN DIEGO STATE RECORD

Category	2022-23 Season Games	SDSU W/L	Career Games	SDSU W/L
Double-Figure Scoring	0	0-0	0	0-0
15-Point Games	0	0-0	0	0-0
Led SDSU in Scoring	0	0-0	0	0-0
Led SDSU in Rebounding	0	0-0	0	0-0
Led SDSU in Assists	0	0-0	0	0-0
Multiple Three-Pointers	1	1-0	1	1-0
One Turnover or Less	3	3-0	3	3-0

Consecutive Games	Current	Long
Consecutive Games Played	-	2*
Without Fouling Out	4	4*
Scoring A Point	-	3
At Least One Three-Pointer	-	1
One Turnover or Less	2	2*

* - Denotes an active streak

BYRD CAREER STATISTICS

Year	G-GS	Min.-Avg.	FG-FGA	Pct.	3P-3PA	Pct.	FT-FTA	Pct.	OR	DR	Reb	Avg.	PF-D	AT	TO	BS	ST	Pts	Avg.
22-23	4-0	40-10.0	7-13	.538	2-7	.286	1-2	.500	0	2	2	0.5	3-0	6	4	0	2	17	4.3

SEASON HIGHS

Points
Season 6 vs. Kennesaw State (12/12/22)

Rebounds
Season 8 vs. Occidental (12/2/22)

Assists
Season 3 vs. Kennesaw State (12/12/22)
3 vs. Occidental (12/2/22)

Field Goals
Season 2 vs. Kennesaw State (12/12/22)
2 vs. Occidental (12/2/22)

Field Goals Attempted
Season 5 vs. Kennesaw State (12/12/22)
5 vs. Occidental (12/2/22)

Three-Point Field Goals
Season 2 vs. Kennesaw State (12/12/22)

Three-Point FG Attempted
Season 4 vs. Kennesaw State (12/12/22)

Free Throws
Season 2 vs. UC San Diego (12/20/22)

Free Throws Attempted
Season 2 vs. UC San Diego (12/20/22)
2 vs. Occidental (12/2/22)

Steals
Season 1 vs. Colorado State (2/21/23)

Blocked Shots
Season 1 vs. Occidental (12/2/22)

Minutes Played
Season 24:58 vs. Occidental (12/2/22)



25 • ELIJAH SAUNDERS

FORWARD • 6-8 • 240 • FRESHMAN - HS
PHOENIX, ARIZ. (SUNNYSLOPE HIGH)

SDSU Record: 11-2 (.846)
MW Record: 6-1 (.857)

Quick Hits

- A four-star prospect by 247Sports.com who was ranked No. 115 at his position nationally and No. 23 at power forward and No. 8 in Arizona.

As a Freshman (2022-23)

- Made his collegiate debut vs. Cal State Fullerton (11/7) playing nine minutes.
- Scored his first collegiate points vs. Occidental (12/2), also hauled in a game-best eight rebounds and recorded three assists.
- In hitting his first two 3-ptrs of the year, set a season-best w/ 6 points vs. Kennesaw State (12/12).

High School

- A 2022 graduate of Sunnyslope High School in Phoenix, Arizona.
- As a senior, averaged 22.3 points, 8.4 rebounds, and 2.4 assists per game according to *MaxPreps* and had 11 double doubles.
- Physically is ready to play immediately and can score from all three levels.
- In three seasons at Sunnyslope, according to *MaxPreps*, his teams went 69-10, including 23-3 in league play & never finished worse than second place and won the 2021 6A state championship and 2021-22 6A Southwest title finishing ranked No. 6 in the state.
- The *Arizona Republic* honored him with inclusion on its All-Arizona team following both his junior and senior campaigns.
- Chose San Diego State over the likes of Miami, Notre Dame, South Carolina, St. John's and Virginia, and multiple teams in the Mountain West.

Trending

- Appeared four consecutive games, from Kennesaw State to at UNLV, the longest such streak of his career.
- In the games against Kennesaw State & UC San Diego, averaged 4.0 points on 33.3 percent shooting (2-of-6) from the floor, 40.0 percent (2-of-5) from the bonus distance, with 1.5 rebounds and 2.0 assists.

2022-23 GAME-BY-GAME STATISTICS

Opponent	GS	MP	FG	3FG	FT	O-D-R	PF	TP	A	TO	S	B
CAL STATE FULLERTON	9	0-2	0-2	0-0	0-0-0	1	0	0	1	0	0	0
BRIGHAM YOUNG at Stanford	DNP											
vs. Ohio State	DNP											
vs. Arizona	4	0-2	0-1	0-0	0-0-0	1	0	0	0	0	0	0
vs. Arkansas	DNP											
UC IRVINE	DNP											
OCCIDENTAL	25	2-5	0-1	0-2	3-5-8	0	4	3	2	0	1	0
TROY	3	0-0	0-0	0-0	0-1-1	0	0	0	1	0	0	0
vs. Saint Mary's	DNP											
KENNESAW STATE	15	2-5	2-4	0-1	1-2-3	0	6	3	1	0	0	0
UC SAN DIEGO	10	0-1	0-1	2-2	0-0-0	0	2	1	1	0	0	0
AIR FORCE	6	0-0	0-0	0-0	0-1-1	0	0	0	0	0	0	0
at UNLV	3	0-0	0-0	0-0	0-0-0	0	0	0	1	0	0	0
at Wyoming	DNP											
NEVADA	DNP											
NEW MEXICO at Colorado State	4	0-0	0-0	0-0	0-2-2	0	0	1	0	0	0	0
at Air Force	DNP											
UTAH STATE	DNP											
SAN JOSE STATE at Nevada	2	0-1	0-1	0-1	0-0-0	0	0	0	0	0	0	0
BOISE STATE	2	1-2	0-1	0-0	0-1-1	1	2	0	0	0	0	0
at Utah State	DNP											
UNLV	3	0-0	0-0	0-0	0-0-0	0	0	0	0	0	0	0
at Fresno State	DNP											
COLORADO STATE at New Mexico	2	0-0	0-0	0-0	1-0-1	0	0	0	0	1	0	0
at Boise State	DNP											
WYOMING	DNP											

MISCELLANEOUS STATS/SAN DIEGO STATE RECORD

Category	2022-23 Season Games	SDSU W/L	Career Games	SDSU W/L
Double-Figure Scoring	0	0-0	0	0-0
15-Point Games	0	0-0	0	0-0
Led SDSU in Scoring	0	0-0	0	0-0
Led SDSU in Rebounding	1	1-0	1	1-0
Led SDSU in Assists	0	0-0	0	0-0
Multiple Three-Pointers	1	1-0	1	1-0
One Turnover or Less	12	10-2	12	10-2

Consecutive Games	Current	Long
Consecutive Games Played	-	4
Without Fouling Out	13	13*
Scoring A Point	-	2
At Least One Three-Pointer	-	1
One Turnover or Less	10	10*

* - Denotes an active streak

SAUNDERS CAREER STATISTICS

Year	G-GS	Min.-Avg.	FG-FGA	Pct.	3P-3PA	Pct.	FT-FTA	Pct.	OR	DR	Reb	Avg.	PF-D	AT	TO	BS	ST	Pts	Avg.
22-23	13-0	88-6.8	5-18	.278	2-11	.182	2-6	.333	5	12	17	1.3	3-0	8	7	1	1	14	1.1

SEASON/CAREER HIGHS	
Points	
Season	18 vs. UC Irvine (11/29/22)
Career	19 vs. UC San Diego (12/22/21)
Rebounds	
Season	11 vs. UNLV (2/11/23)
	11 at UNLV (12/31/22)
Career	15 at Arizona State (12/10/20)
Assists	
Season	2 - 5x last: at Boise State (2/28/23)
Career	4 vs. San José State (3/2/19)
Field Goals	
Season	7 vs. UC Irvine (11/29/22)
Career	9 vs. UC San Diego (12/22/21)
Field Goals Attempted	
Season	11 vs. UC Irvine (11/29/22)
Career	14 at UNLV (1/1/22)
Three-Point Field Goals	
Season	1 vs. UC San Diego (12/20/22)
Career	1 - 2x, last: vs. UC San Diego (12/20/22)
Three-Point FG Attempted	
Season	1 - 2x last: at Boise State (2/28/23)
Career	2 at Arizona State (12/10/20)
Free Throws	
Season	9 vs. Boise State (2/3/23)
Career	9 vs. Boise State (2/3/23)
Free Throws Attempted	
Season	12 vs. Boise State (2/3/23)
Career	12 vs. Boise State (2/3/23)
	12 at Brigham Young (11/12/21)
Steals	
Season	4 vs. Brigham Young (11/11/22)
Career	5 vs. New Mexico (1/31/22)
Blocked Shots	
Season	4 at Fresno State (2/15/23)
	4 vs. Ohio State (11/21/22)
Career	6 vs. Saint Mary's (12/22/20)
Minutes Played	
Season	30:38 vs. Troy (12/5/22)
Career	34:12 vs. Utah State (2/15/22)

IN THE SDSU RECORD BOOK	
CAREER	
Blocked Shots	No. 2 - 217
Field Goal Percentage	No. 8 - .5410
Rebounds	No. 3 - 840
Victories	No. 4 - 104
Conference Victories	No. 2 - 55
Starts	No. 2 - 121
Games	No. 5 - 137
Minutes	No. 19 - 2,931

MENSAH CAREER STATISTICS

Year	G-GS	Min.-Avg.	FG-FGA	Pct.	3P-3PA	Pct.	FT-FTA	Pct.	OR	DR	Reb	Avg.	PF-D	AT	TO	BS	ST	Pts	Avg.
18-19	34-20	642-18.9	72-133	.541	0-0	.000	46-65	.708	80	107	187	5.5	94-4	20	22	39	9	190	5.6
19-20	13-13	263-20.2	37-60	.617	0-0	.000	16-25	.640	27	62	89	6.8	30-0	4	14	22	10	90	6.9
20-21	28-27	600-21.4	88-152	.579	0-3	.000	51-85	.600	56	114	170	6.1	75-2	16	32	39	16	227	8.1
21-22	32-32	791-24.7	92-191	.482	1-4	.250	40-75	.533	76	145	221	6.9	89-4	20	40	71	27	225	7.0
22-23	30-29	634-21.1	74-135	.548	1-2	.500	49-70	.700	64	109	173	5.8	62-3	17	33	46	22	198	6.6
TOTAL	137-121	2,931-21.4	363-671	.541	2-9	.222	202-320	.631	303	537	840	6.1	350-13	77	141	217	84	930	6.8



31 • NATHAN MENSAH (MEN-suh)

FORWARD • 6-10 • 230 • SENIOR - 4L
LABADI, ACCRA, GHANA (FINDLEY PREP (NEV.))

SDSU Record: 104-33 (.759)
MW Record: 55-17 (.764)

2022-23
Mountain West Defensive Player of the Year, All-Defensive Team, Third-Team All-MW
2021-22
Mountain West Defensive Player of the Year, All-Defensive Team, Third-Team All-MW
2020-21
HM All-Mountain West, MW All-Defensive Team, Dr. Jim Malik Academic Achievement Award
Aztec Scholar-Athlete

Quick Hits

- Utilizing the extra year of eligibility offered by the NCAA due to the COVID-19 pandemic.
- At Colorado State (1/18/23) became the second player in program history to achieve 800 points, 700 rebounds and 200 blocked shots (also: Leonard Allen - 1982-85) in his career.
- One of three active Division I players who are 6-10 or taller who have amassed at least 930 points, 840 rebounds, 217 blocks and hit two 3-pointers.
- No. 10 active shot blocker in Division I (217 career blocks) & No 2 in SDSU history.

As a Senior (2022-23 Season)

- MW Rankings: No. 2 in blocks, No. 5 in offensive rebounds, No. 10 in rebounds
NCAA Rankings: No. 61 in blocks, No. 61 in blocks per game
- Totaled 10 points, on 5-of-6 from the floor, and grabbed 6 rebounds vs. Cal State Fullerton (11/7).
- 14-point, 10 rebound double double vs. Brigham Young (11/11) is his first of the campaign and seventh of his career.
- Posted a season-high 18 points off of 7-11 (63.6%) shooting from the floor in the win over UC Irvine (11/29).
- Knocked down his first 3-point attempts on the year, vs. UC San Diego (12/20).
- Recorded his second double double of the year w/ 11 pts. & 11 rebs. vs. UNLV (2/11)

As a Senior (2021-22 Season)

- MW Rankings: No. 1 in blocks, No. 5 in offensive rebs, No. 7 in rebounds, No. 11 in defensive rebounds, No. 15 in steals.
NCAA Rankings: No. 26 in blocks, No. 30 in blocks per game, No. 146 in offensive rebounds per game, No. 166 in rebounds, No. 168 in rebounds per game, No. 304 in defensive rebounds per game
- Was one of five players nationally who are 6-10 or taller to block at least 71 shots and make at least one 3-pointer.
- Against Long Beach State (11/30) grabbed 11 rebounds without scoring a point and became the only Aztec to grab double digit boards without appearing in the scoring column, since the start of the 1996-97 season.
- Recorded a block in 30-of-32 appearances & had at least two blocks in 22 contests.

As a Junior (2020-21 Season)

- MW Rankings: 3rd in blocks, 9th in offensive rebounds, 9th in rebounds, 14th in defensive rebounds
NCAA Rankings: 64th in blocks, 97th in blocks per game, 170th in rebounds, 251st in offensive rebounds per game, 314th in rebounds per game, 333rd in double doubles
- Led the team in field goal percentage, offensive, defensive and overall rebounds, and blocks.
- Recorded his fifth and sixth career double doubles.
- Was one of three players in Div. I, to record at least 18 points, 13 rebounds and 6 blocks in a game and had the best shooting .889 (8-of-9 FGs) & free throw percentage 1.000 (2-of-2).
- Had nine games with multiple blocks including a career-high six vs. Saint Mary's (12/22).

As A Sophomore (2019-20 Season)

- Despite the limited number of games his 22 blocks would have still ranked ninth in the MW and extrapolated out to 32 games, he would have led the league with 54.

As a Freshman (2018-19 Season)

- MW Rankings: 5th in blocks, 10th in offensive rebounds, 16th in rebounds.
- 187 rebounds and a team-leading 39 blocks rank eighth and fourth, respectively, in SDSU's Division I freshman record book.
- Shot a team-high .541 (72-of-133) from the floor; the only player to shoot over .500 with a minimum of 100 shot attempts.
- Scored a season-high 16 points on 7-of-7 shooting against New Mexico, equaling a Mountain West & Viejas Arena single-game field goal percentage record.

Trending

- Only Aztec, since at least 1996-97, to shoot 100 percent with a minimum 3 FGA and grab 7 rebounds in a game. Has done it three times including vs. Arizona (11/21).
- Has at least one block in 62 of his last 72 games, including two or more in 38 of those 62 outings.
- Has shot at least 50.0 percent in 20-of-29 games this season & for his career, when he shoots at least 40.0 percent, SDSU is 76-22.
- After a medical issue in 2019-20 that cost him 19 games of the season, has played in 90 straight, the most among active Aztecs who have only played for SDSU in their career.
- His 1.588 blocks per game rank fourth in program history, ahead of the likes of SDSU HoF player Michael Cage (1.053/game).
- In 8 career games vs. Fresno State (6-2), is shooting 48.6 percent (17-of-35 FG) and averages 5.3 points & 4.9 rebounds with 18 blocked shots.
- In 9 career games vs. Colorado State (7-2), is shooting 58.3 percent (21-of-36 FG) and is averaging 5.6 points & 5.4 rebounds with 13 blocks.

2022-23 GAME-BY-GAME STATISTICS

Opponent	GS	MP	FG	3FG	FT	O-D-R	PF	TP	A	TO	S	B
CAL STATE FULLERTON	*	23	5-6	0-0	0-0	1-5-6	3	10	0	0	1	1
BRIGHAM YOUNG	*	28	4-6	0-0	6-8	4-6-10	2	14	1	1	4	3
at Stanford	*	22	1-2	0-0	1-1	1-5-6	2	2	0	3	0	0
vs. Ohio State	*	23	1-3	0-0	0-0	2-3-5	2	2	0	1	0	4
vs. Arizona	*	24	3-3	0-0	3-4	3-4-7	2	9	0	2	1	1
vs. Arkansas	*	11	1-2	0-0	0-0	1-3-4	5	2	1	2	1	0
UC IRVINE	*	26	7-11	0-0	4-6	1-5-6	2	18	0	2	1	2
OCCIDENTAL	*	9	2-4	0-0	0-0	1-1-2	0	4	1	0	1	1
TROY	*	31	3-5	0-0	1-2	4-5-9	0	7	2	1	1	1
vs. Saint Mary's	*	18	2-4	0-0	0-0	2-2-4	5	4	0	2	0	1
KENNESAW STATE	*	19	2-4	0-0	2-2	1-8-9	1	6	0	0	0	3
UC SAN DIEGO	*	17	2-7	1-1	1-2	0-3-3	1	6	0	4	1	2
AIR FORCE	*	18	1-4	0-0	0-0	2-5-7	1	2	0	1	0	2
at UNLV	*	26	0-5	0-0	3-4	4-7-11	1	3	1	1	1	3
at Wyoming	*	18	3-6	0-0	1-1	2-1-3	2	7	2	0	1	1
NEVADA	*	29	3-4	0-0	2-2	2-3-5	0	8	2	0	1	0
NEW MEXICO	*	21	4-4	0-0	0-0	1-4-5	5	8	0	2	1	2
at Colorado State	*	25	2-6	0-0	2-3	2-4-6	3	6	0	1	0	3
at Air Force	*	14	2-6	0-0	0-0	4-2-6	3	4	0	1	0	2
UTAH STATE	*	20	4-6	0-0	2-4	2-2-4	1	10	0	0	1	0
SAN JOSE STATE	*	17	3-5	0-0	2-2	2-6-8	3	8	0	1	0	0
at Nevada	*	20	1-3	0-0	2-2	3-1-4	3	4	0	3	0	0
BOISE STATE	*	25	4-4	0-0	9-12	1-5-6	1	17	0	1	0	2
at Utah State	*	20	0-1	0-0	0-0	1-2-3	1	0	1	0	0	3
UNLV	*	24	4-7	0-0	3-5	7-4-11	2	11	0	1	0	0
at Fresno State	*	24	3-5	0-0	2-6	2-6-8	1	8	2	1	0	4
COLORADO STATE	*	16	3-4	0-0	0-0	1-2-3	3	6	0	1	2	1
at New Mexico	*	23	3-3	0-0	0-0	3-3-6	4	6	1	1	2	1
at Boise State	*	24	1-3	0-1	0-0	2-1-3	2	2	2	1	0	2
WYOMING	*	20	0-2	0-0	4-4	2-1-3	1	4	1	2	0	1

MISCELLANEOUS STATS/SAN DIEGO STATE RECORD

2022-23 Season Category	Games	Career SDSU W/L	Games	SDSU W/L
Double-Figure Scoring	6	6-0	33	28-5
15-Point Games	2	2-0	9	8-1
10-Rebound Games	3	3-0	18	16-2
Double-Doubles	2	2-0	8	7-1
Lead SDSU in Scoring	2	2-0	10	6-4
Lead SDSU in Rebounding	13	12-1	54	43-11
Lead SDSU in Assists	1	0-1	2	1-1
One Turnover or Less	22	20-2	102	77-25
Multiple Blocked Shots	13	11-2	63	49-14

Consecutive Games	Current	Long
Double-Figure Scoring	-	4
Double-Figure Rebounding	-	2
Consecutive Games Played	90	90*
Without Fouling Out	13	24
Scoring A Point	6	33
One Turnover or Less	8	15

* - Denotes an active streak

SEASON/CAREER HIGHS

Points
Season 12 at UNLV (12/31/22)
Career 14 at Air Force (1/22/21)

Rebounds
Season 8 at Air Force (1/21/23)
Career 8 at Air Force (1/21/23)
8 at Colorado State (2/4/22)
8 vs. Colorado State (1/8/22)
8 at UNLV (1/1/22)

Assists
Season 4 vs. Saint Mary's (12/10/22)
Career 4 vs. Saint Mary's (12/10/22)

Field Goals
Season 6 at UNLV (12/31/22)
Career 6 at UNLV (12/31/22)

Field Goals Attempted
Season 7 vs. Wyoming (3/4/23)
7 at New Mexico (2/25/23)
7 at Utah State (2/8/23)
7 at UNLV (12/31/22)
Career 9 vs. UCLA (11/25/20)
9 at Brigham Young (11/9/19)

Three-Point Field Goals
Season 1 vs. Boise State (2/3/23)
Career 1 - 9x; last: vs. Boise State (2/3/23)

Three-Point FG Attempted
Season 1 vs. Boise State (2/3/23)
1 at Wyoming (1/7/23)
1 vs. Arizona (11/22/22)
1 vs. Brigham Young (11/11/22)
Career 3 vs. Pepperdine (12/6/20)

Free Throws
Season 5 at Nevada (1/31/23)
Career 5 at Nevada (1/31/23)

Free Throws Attempted
Season 6 at Nevada (1/31/23)
Career 8 vs. UC Irvine (11/27/20)

Steals
Season 3 at Stanford (11/15/22)
Career 4 at UNLV (1/1/22)
4 at Colorado State (2/12/19)

Blocked Shots
Season 3 vs. Wyoming (3/4/23)
Career 3 vs. Wyoming (3/4/23)

Minutes Played
Season 28:09 vs. Arkansas (11/23/22)
Career 30:34 vs. Creighton (3/17/22)



33 • AGUEK AROP (ah-GW-ook ah-ROPE)

FORWARD • 6-6 • 220 • SENIOR - 4L
OMAHA, NEB. (OMAHA SOUTH HIGH)

SDSU Record: 94-32 (.746)
MW Record: 54-16 (.771)

Quick Hits

- Is utilizing the extra year of eligibility offered by the NCAA due to the COVID-19 pandemic.
- **Generally does not practice, to limit wear and tear on his body.**
- In 71-of-126 career games, his defensive boards are fewer than or equal to his offensive rebounds.
- **When he totals more offensive than defensive boards in a game (39 times), SDSU is 32-7 and in games where his offensive rebounds are greater than or equal his defensive numbers (71 times) SDSU is 58-13.**
- Grabbed 95 offensive rebounds in 869 minutes in the previous three seasons, an average of 4.4 offensive boards per 40 minutes played.
- In the previous three years pulled down more offensive (95) than defensive rebounds (83).
- Does all the little things that don't end up in the box score, but are needed to win games.

As a Senior (2022-23 Season)

- In 10 minutes vs. Cal State Fullerton (11/7) scored 2 pts, grabbed a rebound & had a steal.
- Against Brigham Young, became the third Aztec on the roster to play in at least 100 career games for SDSU.
- Picked up a then season-best six points on 3-of-3 shooting from the floor vs. Stanford (11/15).
- Against Arkansas (11/23) scored 7 pts, the 5th time (4-1) in his career where he shot 100 percent in a game w/ a minimum of 3 FGA.
- Dished out a career-high 4 assists vs. Saint Mary's (12/10).

As a Senior (2021-22 Season)

- MW Rankings: No. 10 in offensive rebounds**
- Appeared in 24 games, the most since he played in 31 as a freshman.
 - Matched single-season bests for field goals (37) and 3-pointers (3) and set a new career-high with 25 steals.
 - Snatched 39 offensive boards, a single-season high, and his 82 total rebounds was one off his career-best.
 - Set a career-high at UNLV (1/1) with 8 rebounds and then matched it vs. Colorado State (1/8), & at Colorado State (2/4).
 - Was 6-of-7 at UNLV w/ a season-best 12 points, and matched a season best with five rebounds.

As a Junior (2020-21 Season)

- Limited to 20 games, including earning his first seven career starts.
- In 9-of-20 games, totaled more offensive than defensive boards, including a season and career-high five offensive boards vs. San Jose State (2/8).
- For the second consecutive season grabbed more offensive (30) than defensive rebounds (16).
- Scored a career-high 14 points at Air Force (1/22) where he went 5-of-5 from the floor and 4-of-6 from the line.

As a Sophomore (2019-20 Season)

- Due to injury was limited to 22 games, all off the bench.
- The only Aztec to record more offensive rebounds (26) than defensive boards (24).
- In 11-of-22 games he had either more offensive than defensive boards or the two stats were equal.

As a Freshman (2018-19 Season)

- Had at least one offensive rebound in 10-of-11 games to finish the season.
- Had 83 rebounds in just 453 minutes this season (7.3 rebounds per 40 minutes).

Trending

- **When he grabs at least one offensive rebound, the Aztecs are 64-22, and when he has two or more offensive boards, SDSU has a 35-9 record.**
- Has shot .500 or better in 21-of-27 appearances this season and in 65 career games is 52-13 when he shoots at least .500 from the field.
- Is playing a career-high 15.8 minutes per game in 2022-23.
- **For his career, per 40 minutes played, averages 10.5 points, 7.6 rebounds, 2.0 assists, 1.8 steals and 1.1 blocks.**
- 161 of his 337 career rebounds (47.8 percent) have come on the offensive glass.
- **In 8 career games vs. Fresno State (6-2), is shooting 46.2 percent (6-of-13 FG) and averages 1.9 points & 1.6 rebounds with 0.5 assists.**
- **In 9 career games vs. Colorado State (8-1), is shooting 54.1 percent (20-of-37 FG) and is averaging 5.4 points & 2.8 rebounds with 8 steals.**

2022-23 GAME-BY-GAME STATISTICS

Opponent	GS	MP	FG	3FG	FT	O-D-R	PF	TP	A	TO	S	B
CAL STATE FULLERTON	10	1-1	0-0	0-2	0-1-1	2	2	0	1	1	0	0
BRIGHAM YOUNG	16	1-3	0-1	0-2	1-3-4	2	2	1	0	1	0	0
at Stanford	12	3-3	0-0	0-0	0-0-0	4	6	2	1	3	0	0
vs. Ohio State	17	2-3	0-0	2-2	1-3-4	1	6	2	1	1	0	0
vs. Arizona	18	3-4	0-1	0-0	1-2-3	1	6	0	1	0	0	0
vs. Arkansas	28	3-3	0-0	1-2	1-2-3	4	7	1	0	0	0	1
UC IRVINE	12	1-2	0-0	0-0	1-2-3	1	2	0	0	0	0	0
OCCIDENTAL	DNP											
TROY	20	4-5	0-0	0-0	3-2-5	2	8	1	1	1	0	0
vs. Saint Mary's	21	3-5	0-0	0-0	3-0-3	2	6	4	1	1	1	0
KENNESAW STATE	5	1-2	0-0	0-0	0-0-0	2	2	1	1	0	0	0
UC SAN DIEGO	10	2-2	0-0	0-0	1-0-1	0	4	0	0	0	0	0
AIR FORCE	11	0-0	0-0	0-0	0-1-1	1	0	1	0	1	0	0
at UNLV	23	6-7	0-0	0-0	4-1-5	3	12	0	3	0	0	0
at Wyoming	9	1-2	0-1	0-0	1-0-1	3	2	0	1	1	0	0
NEVADA	8	0-0	0-0	0-0	0-0-0	2	0	1	0	0	0	0
NEW MEXICO	INJ											
at Colorado State	23	2-3	0-0	1-1	0-3-3	2	5	0	1	0	0	0
at Air Force	23	2-4	0-0	0-0	2-6-8	3	4	0	1	0	1	0
UTAH STATE	12	1-1	0-0	0-0	1-1-2	1	2	2	0	0	0	0
SAN JOSE STATE	17	1-1	0-0	3-4	0-1-1	1	5	2	0	0	0	0
at Nevada	22	2-2	0-0	5-6	0-2-2	0	9	0	1	0	1	0
BOISE STATE	13	3-4	1-1	0-0	0-4-4	1	7	0	1	1	2	0
at Utah State	23	2-7	0-0	0-0	2-3-5	3	4	0	2	1	1	0
UNLV	9	0-0	0-0	0-0	0-1-1	2	0	3	1	0	0	0
at Fresno State	13	1-1	0-0	0-0	1-0-1	4	2	0	2	1	1	0
COLORADO STATE	15	3-4	0-0	3-4	2-0-2	0	9	0	0	1	1	0
at New Mexico	20	3-7	0-0	0-0	3-3-6	3	6	1	1	0	1	0
at Boise State	21	3-3	0-0	0-0	0-1-1	2	6	1	0	2	0	0
WYOMING	*	12	2-7	0-0	0-0	3-2-5	0	4	0	0	1	3

MISCELLANEOUS STATS/SAN DIEGO STATE RECORD

Category	2022-23 Season Games	SDSU W/L	Career Games	SDSU W/L
Double-Figure Scoring	1	1-0	6	5-1
15-Point Games	0	0-0	0	0-0
Lead SDSU in Scoring	0	0-0	0	0-0
Lead SDSU in Rebounding	1	1-0	5	3-2
Lead SDSU in Assists	1	0-1	4	2-2
Multiple Steals	2	1-1	15	8-7
One Turnover or Less	25	20-5	102	75-27
Consecutive Games	Current	Long		
Consecutive Games Played	13	17		
Without Fouling Out	123	123*		
Scoring A Point	5	16		
One Turnover or Less	4	12		

* Denotes an active streak

IN THE SDSU RECORD BOOK

CAREER

Victories
No. 10 - 94
Conference Victories
No. 5 - 54
Games
No. 12 - 126

AROP CAREER STATISTICS

Year	G-GS	Min.-Avg.	FG-FGA	Pct.	3P-3PA	Pct.	FT-FTA	Pct.	OR	DR	Reb	Avg.	PF-D	AT	TO	BS	ST	Pts	Avg.
18-19	31-0	453-14.6	37-83	.446	3-15	.200	19-31	.613	34	49	83	2.7	48-1	30	26	18	17	96	3.1
19-20	22-0	218-9.9	32-64	.500	0-6	.000	5-8	.625	26	24	50	2.3	23-0	8	13	5	8	69	3.1
20-21	20-7	278-13.9	33-68	.485	2-13	.154	15-31	.484	30	16	46	2.3	45-0	13	18	3	14	83	4.2
21-22	25-0	375-15.0	37-81	.457	3-9	.333	11-25	.440	39	43	82	3.3	36-0	13	21	7	25	88	3.5
22-23	28-1	436-15.6	56-86	.651	1-4	.250	15-23	.652	31	44	75	2.7	52-0	23	21	15	17	128	4.6
TOTAL	126-8	1,760-14.0	195-382	.510	9-47	.191	65-118	.551	160	176	336	2.7	204-1	87	99	48	81	464	3.7



GAME 1

No. 19 San Diego State 80 Cal State Fullerton 57

Nov. 7, 2022 | San Diego, Calif.
Steve Fisher Court at Viejas Arena | Att.: 11,923

SAN DIEGO - Darrion Trammell hit three 3-pointers during a 29-10 run to open the second half and finished with 18 points for No. 19 San Diego State, which beat Cal State Fullerton 80-57 Monday night to begin one of the most eagerly anticipated seasons in school history.

Fellow newcomer Jaedon LeDee and Lamont Butler scored 11 points apiece and Nathan Mensah had 10 for the Aztecs, who won their 10th straight opener and their 17th in 18 seasons.

Vincent Lee scored 11 and Jalen Harris 10 for the Titans, the defending Big West Conference champions.

SDSU was the preseason pick to win the Mountain West Conference and Trammell was selected preseason newcomer of the year.

"I just play basketball," Trammell said. "All the accolades are nice but I came here to win. I have bigger things on my mind, tournament dreams. I'm all about the team."

Trammell made a 3-pointer to open the game. The Titans stayed close throughout the first half and the Aztecs made only two shots in the last five minutes to lead 32-25 at halftime.

But SDSU came to life in the opening minutes of the second half. Trammell hit a 3 and Keshad Johnson and Matt Bradley had slam dunks for a 44-29 lead that prompted the Titans to call a timeout. SDSU continued to pour it on with two more 3-pointers from Trammell and 3s from Butler and Micah Parrish. The Aztecs pushed the lead to 61-35 with 11:25 to go.

"We can wear teams down," Trammell said. "We've got a very deep team. Everyone has their own thing that they do. That's definitely going to carry us deep all year."

San Diego State coach Brian Dutcher said the Aztecs had too many turnovers in the first half so he called more set plays in the second half to get them into a pattern.

"I don't want to do that. I want to run, I want to play free and I want them to make better decisions on the break," Dutcher said. "I think that will come as the season goes on."

Cal State Fullerton	FG	3FG	FT	R	F	TP	A	TO	S	B	MP
Lee	* 3-5	0-0	5-6	5	3	11	2	1	0	1	27
Harris	* 5-11	0-2	0-1	0	3	10	1	4	1	0	26
Jones	* 2-8	2-5	3-3	2	3	9	0	4	0	0	31
Wrightsell Jr.	* 3-10	0-6	2-2	3	2	8	1	5	0	0	28
San Antonio	* 1-2	0-0	0-0	3	5	2	1	1	0	0	27
Eaton	2-4	0-1	0-0	3	1	4	1	1	1	0	14
Wade	1-4	0-2	1-1	7	1	3	0	1	0	2	22
Bastian	1-1	0-0	1-2	1	1	3	0	0	2	0	9
Doumbia	0-0	0-0	1-2	1	1	1	0	1	1	0	4
Carper	2-6	2-6	0-0	1	0	6	0	0	1	0	9
Blackmore	0-0	0-0	0-0	0	0	0	0	0	0	0	3
TEAM				5							0
Totals	20-51	4-22	13-17	31	20	57	6	18	6	3	200

San Diego State	FG	3FG	FT	R	F	TP	A	TO	S	B	MP
Johnson	* 1-4	0-1	2-4	3	1	4	2	1	0	0	17
Mensah	* 5-6	0-0	0-0	6	3	10	0	0	1	1	23
Butler	* 5-10	1-4	0-0	3	3	11	6	1	4	0	23
Trammell	* 6-7	4-5	2-2	2	1	18	1	2	3	0	24
Bradley	* 2-7	0-2	4-4	4	2	8	2	1	1	0	23
LeDee	4-9	0-1	3-6	4	1	11	3	1	1	0	18
Seiko	1-1	1-1	3-3	1	1	6	1	0	0	0	16
Parrish	1-3	1-1	2-2	0	0	5	2	1	1	0	21
Arop	1-1	0-0	0-2	1	2	2	0	1	1	0	10
Saunders	0-2	0-2	0-0	0	1	0	0	1	0	0	9
Byrd	1-1	0-0	0-0	0	2	0	0	0	0	0	3
Barnett	0-0	0-0	0-0	1	0	1	2	0	0	0	4
Johnson Jr.	0-0	0-0	0-0	0	1	0	0	0	0	0	4
Alger	1-1	1-1	0-0	0	3	0	0	0	0	0	2
Iy. Broughton	0-0	0-0	0-0	0	0	0	0	1	0	0	2
Tr. Broughton	0-0	0-0	0-0	0	0	0	0	0	0	0	2
TEAM				5							0
Totals	28-52	8-18	16-23	30	16	80	18	12	12	1	200

Halftime: San Diego State 32, Cal State Fullerton 25. **FG%:** San Diego State 42.3, Cal State Fullerton 40.7. **3FG%:** San Diego State 25.0, Cal State Fullerton 0.0. **FT%:** Cal State Fullerton 100, San Diego State 66.7. **Officials:** John Higgins, Mike Reed, Tommy Johnson. **Technical:** none.



GAME 2

No. 19 San Diego State 82 Brigham Young 75

Nov. 11, 2022 | San Diego, Calif.
Steve Fisher Court at Viejas Arena | Att.: 12,414

SAN DIEGO - Jaedon LeDee scored 26 points and Darrion Trammell added 21 to help No. 19 San Diego State beat rival BYU 82-75 on Friday night.

San Diego State led by two with 2 minutes left when Trammell hit a 3-pointer with the shot clock winding down to almost zero. BYU then respond to get back within two with 83 seconds left.

LeDee sealed the game with a layup that gave the Aztecs a five-point lead.

Spencer Johnson scored 17 points and Rudi Williams added 15 for BYU.

After a lackluster opening half, the Aztecs turned up their offense in the back-and-forth second half, but were unable to solve BYU's aggressive defense until the final minutes.

"I don't know if it was poetry, but it was hard-fought basketball," said Aztecs coach Brian Dutcher. "We've worn teams down in the first couple of games. We continue to play hard, even though we don't play great all the time. We just made enough plays to get a win today."

For BYU, San Diego State proved to be "a different animal" than Idaho State, the Cougars' season-opening opponent last Monday, reflecting Pope's post-game warning to his team after that tight five-point win.

Last Monday, when San Diego State opened its season with a convincing 80-57 win at home over Cal State Fullerton, 14 of its roster players saw action. That wasn't the case against BYU, as Dutcher went with his core starting lineup, with only four subs coming off the bench.

The Aztecs more than lived up to their preseason billing as a Top 20 team, which gave their raucous 2,500-strong student cheering section known as "The Show" plenty to cheer and jeer about.

Despite the loss, the Cougars retain a 50-26 overall advantage against SDSU. A year from now, the two teams are scheduled to meet in a non-conference game after BYU's move to the Big 12, ending 11 seasons in the WCC.

Friday night's first half ended with BYU holding a 4-point lead, 40-36 lead.

BIG PICTURE

San Diego State: The Aztecs are widely favored to win the league title again under sixth-year coach Brian Dutcher.

Brigham Young	FG	3FG	FT	R	F	TP	A	TO	S	B	MP
George	* 4-7	2-3	1-1	6	4	11	2	2	1	0	30
Traore	* 5-6	0-0	4-4	4	4	14	1	2	0	1	24
Robinson	* 2-10	1-7	0-0	3	5	5	0	1	0	1	20
Williams	* 6-12	1-5	2-4	4	1	15	3	8	3	0	29
Johnson	* 7-11	3-5	0-0	7	2	17	1	2	0	0	33
Waterman	0-1	0-0	1-2	1	3	1	0	0	0	0	10
Ally Aitiki	1-5	0-0	1-3	4	2	3	0	0	0	2	16
Stewart	1-6	1-5	1-2	1	3	4	1	1	1	0	12
Hall	1-2	0-0	0-0	1	2	2	2	4	0	0	15
Saunders	1-1	1-1	0-0	3	0	3	0	0	0	0	11
TEAM				3							0
Totals	28-61	9-26	10-16	37	26	75	10	20	5	4	200

San Diego State	FG	3FG	FT	R	F	TP	A	TO	S	B	MP
Johnson	* 2-3	0-0	0-0	2	2	4	0	0	0	0	7
Mensah	* 4-6	0-0	6-8	10	2	14	1	1	4	3	28
Butler	* 2-4	1-2	0-0	2	4	5	4	4	6	0	23
Trammell	* 6-13	3-5	6-8	3	1	21	4	1	1	0	35
Bradley	* 3-16	0-1	0-0	4	2	6	2	0	0	0	29
Seiko	0-1	0-1	0-0	2	3	0	1	0	0	0	16
LeDee	8-16	0-2	7-11	6	3	23	0	3	1	1	29
Parrish	0-3	0-2	7-8	2	0	7	2	1	3	0	19
Arop	1-3	0-1	0-2	4	2	2	1	0	1	0	16
TEAM				4							0
Totals	26-65	4-14	26-37	39	19	82	15	10	16	4	200

Halftime: Brigham Young 40, San Diego State 36. **FG%:** Brigham Young 45.9, San Diego State 40.0. **3FG%:** Brigham Young 34.6, San Diego State 28.6. **FT%:** San Diego State 70.3, Brigham Young 62.5. **Officials:** David Hall, Randy McCall, Verne Harris. **Technical:** none.



GAME 3

No. 17 San Diego State 74 Stanford 62

Nov. 15, 2022 | Stanford, Calif.
Maples Pavilion | Att.: 3,945

STANFORD, Calif. — Jaedon LeDee scored 10 of his 14 points in the first half and No. 17 San Diego State beat Stanford for the first time, 74-62 on Tuesday night.

The Aztecs (3-0) never trailed to improve to 1-4 in the series. "We play pretty hard against anybody we play," San Diego State coach Brian Dutcher said. "I told them that we're on a really hard five-game stretch — BYU at home, Stanford at home and then three in Maui. Let's see how we do, if we're ready for that kind of challenge."

Lamont Butler had 11 points and six assists and Keshad Johnson added 11 points for the Aztecs.

Spencer Jones led Stanford (1-2) with 15 points, six rebounds and three blocks. Harrison Ingram had 11 points.

"We knew coming in it would be a battle and we'd have to play our A game to be able to get there," Stanford coach Jerod Haase said. "I don't think we played our A game but I also think that they certainly deserve a lot of credit for playing really well."

San Diego State had a 10-0 run early to open a 17-5 advantage and led by 17 in the first half.

Stanford closed the half on a 6-0 spurt to cut it to 41-30. The Cardinal later had a 10-2 run to get within six with 10:10 remaining, but the Aztecs answered with a 16-6 surge to put it out of reach.

"We kind of jumped on them in that first half a little bit and then they kind of fought back, as I thought," LeDee said. "We knew that they were going to fight back. They're at home. They're talented. It's just a little adversity for us. But we just kept wearing them down."

San Diego State scored 21 points off 17 Stanford turnovers. The Aztecs shot 51% from the field, making 8 of 21 3-point attempts. "I was most pleased that our point guards had 12 assists and one turnover," Dutcher said. "That kind of play from the point guard position will get you wins."

BIG PICTURE

The Aztecs were victorious in their first road game of the season, fighting off every Stanford run in the second half. San Diego State displayed its depth and balance offensively, along with its usual tenacious defense. The Aztecs showed why they were picked first in the preseason Mountain West poll.

San Diego State	FG	3FG	FT	R	F	TP	A	TO	S	B	MP
Johnson	* 5-8	1-3	0-1	2	1	11	0	1	1	0	24
Mensah	* 1-2	0-0	0-1	6	2	2	0	3	0	0	22
Butler	* 3-5	2-3	3-4	0	3	11	6	0	1	1	28
Trammell	* 0-5	0-2	6-7	3	6	6	6	1	4	0	29
Bradley	* 3-10	1-5	0-0	5	4	7	0	2	0	1	22
Seiko	2-3	2-3	2-2	3	1	8	1	1	0	0	22
Parrish	3-7	2-5	1-1	2	4	9	0	0	0	0	18
LeDee	6-8	0-0	2-2	4	2	14	0	1	0	0	22
Arop	3-3	0-0	0-0	0	4	6	2	1	3	0	12
TEAM				2							0
Totals	26-51	8-21	14-18	27	21	74	15	11	9	2	200

Stanford	FG	3FG	FT	R	F	TP	A	TO	S	B	MP
Keeffe	* 3-5	0-0	3-5	4	2	9	0	2	0	0	24
Angel	* 3-5	0-2	3-4	4	2	9	1	3	0	0	28
Ingram	* 4-9	1-3	2-4	4	5	11	2	3	0	1	32
O'Connell	* 0-2	0-2	1-2	2	4	1	1	2	1	0	22
Jones	* 0-4	0-1	0-1	3	3	0	3	2	1	0	27
Silva	* 2-5	0-1	1-1	0	3	5	2	2	0	0	16
Jones	4-15	2-7	1-2	6	1	15	1	1	0	3	26
Raynaud	3-5	0-1	5-6	3	1	7	0	1	0	0	15
Murrell	2-2	1-1	0-0	1	1	15	0	1	0	1	11
TEAM				5							0
Totals	21-52	4-18	6-24	32	19	62	10	17	3	4	200

<



GAME 4

No. 17 San Diego State 88 Ohio State 77

Nov. 21, 2022 | Lahaina, Maui
Lahaina Civic Center | Att.: 2,400

LAHAINA, Maui — Matt Bradley scored 18 points before fouling out in the final minutes and helped No. 17 San Diego State rally from a slow start to beat Ohio State 88-77 Monday night in the first round of the Maui Invitational.

Lamont Butler and Micah Parrish had 15 points apiece and Adam Seiko added 14 for the Aztecs (4-0).

Sean McNeil scored 20 of his 22 points in the second half for Ohio State (3-1), which was playing away from Columbus for the first time this season. Brice Sensabaugh scored 17 and Bruce Thornton 13.

Ohio State threatened to turn the momentum three times in the final minutes but the Aztecs answered each time.

Tanner Holden made a dunk and was fouled by Bradley, which was determined to be flagrant. He made both free throws to pull the Buckeyes to 80-72. Sensabaugh made one of two free throws for the Buckeyes before Parrish drained a 3 to give the Aztecs a double-digit lead.

Bradley fouled out with 2:53 left and Thornton made both free throws to pull the Buckeyes to 83-75.

Darrion Trammell of SDSU then made two free throws with 1:49 left.

In a crazy sequence with more than 13 minutes left, the Buckeyes closed within four points but then saw SDSU extend the lead back to double digits. Sensabaugh made a 3-pointer and there was a foul away from the play allowing the Buckeyes to keep the ball, and McNeil made a jumper to pull OSU to 51-47.

But the Aztecs came back to score eight points in less than a minute to jump ahead 59-47. Parrish had consecutive 3s and Butler had a steal and fed Aguek Arop for a layup. The Aztecs extended the run to 17-5 on a 3-pointer by Seiko.

Bradley made 4 of 6 3-pointers, including one to start the second half for a 40-26 lead. He scored 10 points in the first half, when the Aztecs missed their first eight shots and fell behind 5-0 before Seiko made a jumper about five minutes in to get SDSU on the board. Bradley began to heat up, including hitting two 3-pointers.

Seiko and Lamont Butler also hit big 3s to help the Aztecs to a 37-26 halftime lead.

Ohio State	FG	3FG	FT	R	F	TP	A	TO	S	B	MP
Sueing	* 3-11	0-1	0-0	6	2	6	1	1	1	1	23
Key	* 3-8	0-0	1-1	3	4	7	1	0	0	1	21
Thornton	* 4-8	2-5	3-3	3	5	13	3	1	2	0	25
McNeil	* 9-14	3-7	1-1	2	3	22	1	1	0	0	31
Likekele	* 0-5	0-1	2-2	5	1	2	1	3	0	0	29
Sensabaugh	5-10	1-3	5-6	2	2	17	0	1	0	1	24
Holden	1-3	0-1	2-2	3	1	4	1	0	0	0	23
Gayle Jr.	1-5	0-3	0-0	0	1	1	2	1	1	0	11
Okpara	2-2	0-0	0-0	2	0	4	0	1	0	1	12
TEAM				5							
Totals	28-66	7-22	14-15	34	20	77	9	8	4	4	200

San Diego State	FG	3FG	FT	R	F	TP	A	TO	S	B	MP
Johnson	* 2-4	0-1	2-3	5	1	6	2	0	0	0	21
Mensah	* 1-3	0-0	0-0	5	2	2	0	1	0	4	23
Butler	* 6-12	1-3	2-2	2	2	15	3	0	1	0	31
Trammell	* 1-8	0-3	4-6	2	1	6	4	1	1	0	23
Bradley	* 6-11	4-6	2-2	1	5	18	1	2	0	0	18
Seiko	5-6	2-3	2-2	5	1	14	0	1	0	0	21
Parrish	6-8	3-5	0-1	5	1	15	1	0	0	0	22
LeDee	2-6	0-0	2-2	5	2	6	1	1	0	1	20
Arop	2-3	0-0	2-2	4	1	6	2	1	1	0	17
TEAM				3							
Totals	31-61	10-21	16-20	37	16	88	14	7	3	5	200

Halftime: San Diego State 37, Ohio State 26. **FG%:** San Diego State 50.8, Ohio State 42.4. **3FG%:** San Diego State 47.6, Ohio State 42.4. **FT%:** Ohio State 93.3, San Diego State 80.0. **Officials:** Jeff Clark, Lee Cassell, Tommy Morissey. **Technical:** none.



GAME 5

No. 14 Arizona 87 No. 17 San Diego State 70

Nov. 22, 2022 | Lahaina, Maui
Lahaina Civic Center | Att.: 2,400

LAHAINA, Maui — Courtney Ramey and Kerr Kriisa scored 21 points apiece and No. 14 Arizona pulled away in the second half to beat 17th-ranked San Diego State 87-70 on Tuesday night in the semifinals of the Maui Invitational.

Arizona (5-0) will play No. 10 Creighton in Wednesday's championship game. San Diego State will take on No. 9 Arkansas in the consolation finals.

Azuola Tubelis had all 14 of his points in the first half and Ramey scored 12 for Arizona. A twisting layup by Tubelis on an alley-oop pass gave the Wildcats a 31-15 lead at 5:06 before intermission. Darrion Trammell hit a 3-pointer for San Diego State and turned two steals into layups to help the Aztecs close out the half on an 18-6 run to get within 37-33.

Keshad Johnson had two rebound baskets and a three-point play dunk and San Diego State used a 9-3 spurt to grab a 42-40 lead just 2:40 into the second half. It was the Aztecs first and only lead of the game.

Pelle Larsson sank a 3-pointer, Trammell missed a 3 and Oumar Ballo followed with a three-point play to put Arizona up 46-42. The Wildcats upped their lead to 10 on a Ballo free throw with 11:43 remaining and pushed it to 71-56 on a Cedric Henderson jumper with 6:58 left to play.

Ramey, a graduate transfer from the University of Texas, hit all five of his 3-point shots in his second game with Arizona. Kerr added five assists. Ballo finished with 12 points and nine rebounds before fouling out. Henderson scored 10.

Trammell topped San Diego State with 21 points. Micah Parrish scored 10.

Arizona, which came in leading the nation shooting 62.9% from the floor, shot 58.6% against the Aztecs and made 9 of 20 from beyond the arc. SDSU shot 38% overall and made only 3 of 19 from distance.

San Diego State	FG	3FG	FT	R	F	TP	A	TO	S	B	MP
Johnson	* 3-6	0-0	2-3	5	2	8	0	1	0	0	16
Mensah	* 3-3	0-0	3-4	7	2	9	0	0	2	1	24
Butler	* 2-8	0-2	0-0	0	4	4	1	5	1	0	25
Trammell	* 6-16	1-7	8-9	2	4	21	2	1	3	0	30
Bradley	* 1-8	0-2	3-4	3	2	5	0	2	0	0	22
Seiko	1-2	0-1	0-0	1	0	2	0	0	1	0	21
Parrish	4-7	2-5	0-0	4	2	10	0	2	1	0	24
LeDee	1-2	0-0	3-4	3	2	5	1	1	3	0	14
Arop	3-4	0-1	0-0	3	1	6	0	1	0	0	18
Saunders	0-2	0-1	0-0	0	1	0	0	0	0	0	4
TEAM				3							
Totals	24-63	3-19	19-24	30	20	22	70	4	11	1	200

Arizona	FG	3FG	FT	R	F	TP	A	TO	S	B	MP
Tuebelus	* 6-8	0-0	2-2	7	4	14	1	4	0	2	27
Ballo	* 5-6	0-0	2-5	9	5	12	2	2	2	1	29
Ramey	* 8-12	5-5	0-0	6	4	21	1	1	1	0	27
Larsson	* 3-6	1-3	0-0	5	3	7	3	3	0	0	31
Kriisa	* 6-14	3-10	6-6	4	0	21	5	5	1	0	32
Henderson	5-9	0-2	0-1	2	2	10	2	1	0	0	27
Bal	0-1	0-0	0-0	3	2	0	2	2	1	1	14
Yeasar	1-2	0-0	0-0	1	1	2	0	0	1	0	10
Boswell	0-0	0-0	0-0	0	1	0	1	0	0	0	3
TEAM				4							
Totals	34-58	9-20	10-14	41	22	87	16	19	6	4	200

Halftime: Arizona 37, San Diego State 33. **FG%:** Arizona 58.6, San Diego State 38.1. **3FG%:** Arizona 45.0, San Diego State 15.8. **FT%:** San Diego State 79.2, Arizona 71.4. **Officials:** Jeff Clark, Rob Riley, Jeb Hartness. **Technical:** none.



GAME 6

No. 9 Arkansas 78 No. 17 San Diego State 74

Nov. 23, 2022 | Lahaina, Maui
Lahaina Civic Center | Att.: 2,400

LAHAINA, Maui - Trevon Brazile had 20 points and nine rebounds off the bench, Ricky Council scored 19 points, and No. 9 Arkansas defeated No. 17 San Diego State 78-74 in overtime on Wednesday night to take third place at the Maui Invitational.

Kamani Johnson's two-handed follow of a missed layup tied the game as time ran out in regulation. In overtime, a 3-pointer by Darrion Trammell gave the Aztecs a 70-69 lead with 3:56 left but Council countered with a jumper that gave the Razorbacks a lead they would not surrender. In the final seconds, the Aztecs' Matt Bradley missed a potential tying layup with 3 seconds left and Johnson made a pair of free throws to seal the win.

San Diego State had a couple of chances to wrap up a win in the final minute or so of regulation. Bradley's reverse layup gave the Aztecs a 65-63 lead with 1:02 remaining and Adam Seiko added two free throws for a 67-63 lead with 17 seconds left. But the Aztecs' Lamont Butler fouled Anthony Black, who made both free throws, then the Razorbacks trapped the inbounds pass and Brazile came up with a steal. A few seconds later, Johnson followed a miss by Black and the game went to overtime.

Bradley scored 23 points, making 9 of 20 shots and grabbing seven rebounds for the Aztecs (4-2). Trammell scored 13 points and Keshad Johnson added 10 points with seven rebounds.

Black finished with 15 points for Arkansas (5-1).

The teams combined to miss their first 17 3-point attempts before Brazile hit one for Arkansas with 19:41 left in the game. Arkansas finished 3 for 17 from distance and San Diego State made 2 of 18.

Despite the rough 3-point shooting, Arkansas managed to shoot 40% from the field and San Diego State finished at 43.5%.

San Diego State	FG	3FG	FT	R	F	TP	A	TO	S	B	MP
Johnson	* 4-6	0-1	2-3	7	5	10	1	1	0	1	35
Mensah	* 1-2	0-0	0-0	4	5	2	1	2	1	0	11
Butler	* 3-9	0-1	3-5	2	2	9	0	3	1	0	21
Trammell	* 5-13	1-4	2-2	2	0	13	2	2	2	0	33
Bradley	* 9-20	1-7	4-5	7	1	23	1	1	3	0	35
LeDee	2-4	0-0	2-2	1	3	6	0	0	0	0	15
Seiko	0-1	0-1	2-2	2	1	2	1	3	1	0	16
Parrish	0-4	0-4	2-2	1	2	2	1	2	1	0	28
Arop	3-3	0-0	1-2	3	4	7	1	0	0	1	28
TEAM				4							
Totals	27-62	2-18	18-23	34	23	74	8	15	9	2	225

Arkansas	FG	3FG	FT	R	F	TP	A	TO	S	B	MP
Walsh	* 3-7	0-2	1-2	5	4	7	2	1	0	1	33
Mitchell	* 0-0	0-0	2-2	3	1	2	0	0	1	0	11
Black	* 3-11	0-2	9-10	5	2	15	1	4	1	0	39
Council IV	* 6-19	0-3	7-11	3	3	19	4	3	2	0	41
Davis	* 1-4	0-2	0-0	2	0	2	1	1	0	0	17
Brazile	6-14	3-8	5-8	9	3	20	0	1	2	0	40
Mitchell	3-3	0-0	0-0	3	3	6	0	1	0	2	14
Graham	0-0	0-0	0-0	0	0	0	0	0	0	0	2
Dunning Jr.	0-0	0-0	0-0	0	1	0	0	1	1	0	8
Johnson	2-2	0-0	3-5	7	3	7	0	1	2	0	19
TEAM				3							
Totals	24-60	3-17	27-38	40	20	78	8	16	9	3	225

Halftime: San Diego State 35, Arkansas 26. **FG%:** San Diego State 43.5, Arkansas 40.0. **3FG%:** Arkansas 17.6, San Diego State 11.1. **FT%:** San Diego State 78.3, Arkansas 71.1. **Officials:** Terry Oglesby, Byron Jarrett, Jeb Hartness. **Technical:** Matt Bradley (San Diego State)



GAME 7

No. 24 San Diego State 72 UC Irvine 69

Nov. 29, 2022 | San Diego, Calif.
Steve Fisher Court at Viejas Arena | Att.: 12,414

SAN DIEGO — Micah Parrish hit a 3-pointer from the left corner with 2.4 seconds left to give host No. 24 San Diego State a come-from-behind 72-69 win over UC Irvine on Tuesday night.

"I knew it was good," Parrish said of his winning shot. "As soon as it left my hand, I looked away. I looked back and I saw it was in."

Nathan Mensah scored 18 points to lead the Aztecs (5-2), who came into the game looking to rebound after consecutive defeats to Arizona and Arkansas at the Maui Invitational last week.

"Players are just tired from the flight. It is a long trip," Mensah said of the journey back from Hawaii and having to face a tough Anteaters squad. "It was not just a hangover from Maui but also we played good competition in UC Irvine."

DJ Davis scored 28 points to lead the Anteaters (6-2), who had a three-game winning streak snapped.

"UC Irvine's guards are dynamic," San Diego State coach Brian Dutcher said. "You go out there to take away the three away, you can't give him (Davis) the three."

Davis was 4-for-6 on threes despite the attempt by the Aztecs defense to limit his perimeter shots.

"He shot so far away I couldn't believe it," Dutcher said of Davis. "So you are going to give him angles. You are guarding him 30 feet from the hoop and he is going to get by you."

It was a tight game throughout, especially in the second half when the lead see-sawed between the teams. San Diego State maintained a small advantage throughout the first half and lead 32-30 at the break.

"The first game after Hawaii is always tough. I have been around long enough to know that. It's super tough when you schedule a team that is 6-1 and playing really good basketball," Dutcher said. "We made a lot of mistakes in the first half. Offensively too careless with the ball."

Matt Bradley had 14 points for the Aztecs and had the crucial assist to Parrish for the game-winner.

"Matt is one of the best passers on the team. I know last year he led the team in assists and he doesn't get enough credit for that," Parrish said. "He is a brilliant passer when he doesn't have a shot." San Diego State shot 6-for-21 for three-point shooting but hit several huge threes in the final minutes, which clinched the win.

UC Irvine	FG	3FG	FT	R	F	TP	A	TO	S	B	MP
Tillis	* 3-6	1-2	0-0	8	1	7	1	2	3	0	21
Leuchten	* 0-2	0-1	0-0	5	3	0	0	1	0	0	20
Baker	* 6-11	2-4	0-0	1	4	14	0	2	1	0	23
Cockrell II	* 2-5	0-0	0-0	1	1	4	2	1	0	0	23
Davis	* 9-17	4-6	6-7	2	2	28	2	4	2	0	31
Keeler	3-4	0-0	2-2	2	2	8	0	0	0	0	16
McBirney-Griffin	0-0	0-0	0-0	0	0	0	1	0	0	0	5
Butler	0-2	0-1	0-0	1	0	0	1	0	0	0	12
Hahn	0-4	0-1	4-5	5	1	4	4	3	1	0	17
Hutchison	1-1	0-0	0-0	2	2	0	0	0	0	0	7
Henry	1-3	0-1	0-0	1	1	2	2	1	0	0	14
Ujadughele	0-1	0-1	0-0	0	2	0	0	0	0	0	12
TEAM				3				2			
Totals	25-56	7-17	12-14	31	19	69	13	19	7	1	200

San Diego State	FG	3FG	FT	R	F	TP	A	TO	S	B	MP
Johnson	* 3-5	1-3	3-6	4	3	10	1	2	1	1	26
Mensah	* 7-11	0-0	4-6	6	2	18	0	2	1	1	26
Butler	* 3-7	0-3	0-0	4	4	6	4	1	3	1	30
Trammell	* 3-8	1-3	0-0	1	3	7	5	3	1	0	31
Bradley	* 5-12	1-5	3-4	6	1	14	2	4	1	0	24
Parrish	3-7	2-3	1-2	5	1	9	0	2	1	0	21
LeDee	0-2	0-1	0-0	3	0	0	3	0	0	0	13
Arop	1-2	0-0	0-0	3	1	2	0	0	0	0	12
Seiko	2-4	1-3	1-2	0	0	6	1	0	1	0	17
TEAM				2				0			
Totals	27-58	6-21	12-20	10	15	72	16	14	9	3	200

Halftime: San Diego State 32, UC Irvine 30. **FG%:** UC Irvine 43.5, San Diego State 38.7. **3FG%:** UC Irvine 50.0, San Diego State 21.4. **FT%:** UC Irvine 75.0, San Diego State 55.6. **Officials:** Gerry Pollard, Keith Kimble, Larry Spaulding. **Technical:** DJ Davis, Pierre Cockrell II (UC Irvine)



GAME 8

No. 24 San Diego State 95 Occidental 57

Dec. 2, 2022 | San Diego, Calif.
Steve Fisher Court at Viejas Arena | Att.: 12,115

SAN DIEGO - Adam Seiko scored 20 points, including six 3s, to lead No. 24 San Diego State over Division III Occidental 95-57 on Friday night.

The Aztecs (6-2) hit 19 of 37 shots from 3-point range. They won their second in a row after consecutive defeats to Arizona and Arkansas at the Maui Invitational.

"We found our mission, we were moving the ball around. It was good to see it go for everybody," Seiko said. "We put that (Maui Invitational losses) behind us. ...We want to just get better from here on out."

San Diego State did not use regulars Aguek Arup (knee) and Darrion Trammell (hamstring).

"We sat them intentionally, they could have both played if we needed them," coach Brian Dutcher said. "We tried to get them extra rest leading into Monday because Monday will be a difficult game (hosting Troy)."

Occidental (2-3) trailed 30-18 with 7:40 left in the first half. The Aztecs then broke loose and led 59-29 at the break.

"It was the first zone we have seen all year," Dutcher said. "So that is good because Troy plays some zone and they will zone us on Monday."

Seven players for the Aztecs hit 3s, including four for Micah Parrish. Dutcher said his team needs to hit seven 3s a game in the Mountain West Conference on average.

Against Occidental, the Aztecs were hitting 3s in bunches, including 13 for 22 in the first half.

"It's fun to see the basketball go in and to make 19 3s, I think it was an arena record ... 26 assists, everybody that played scored a basket," Dutcher said. "I thought Matt Bradley was absolutely sensational."

Bradley had nine points and dished out eight assists.

"Matt moved it freely, he got everybody sharing the ball," Dutcher said. "He is by far our best playmaker so when he is playing like that everybody gets involved."

Aiden Williams scored 14 points for the overmatched Tigers.

Occidental	FG	3FG	FT	R	F	TP	A	TO	S	B	MP
Hollerich	* 6-10	0-2	0-0	5	1	12	3	4	0	1	27
Haki	* 2-4	0-0	0-0	2	2	4	1	3	3	0	22
Cassidy	* 1-2	0-0	0-0	1	0	2	2	1	1	1	16
Shipp	* 5-11	1-3	0-0	2	2	11	6	2	1	0	34
Waldman	* 3-9	1-3	0-0	5	1	7	1	1	0	0	28
Williams	5-11	4-8	0-0	5	2	14	1	3	1	0	26
Nolet	0-2	0-1	0-0	1	1	0	0	1	0	0	9
Koretz	0-2	0-1	0-0	0	2	0	1	1	1	0	15
Cloffelter	2-3	1-2	2-2	0	2	7	0	0	0	0	9
Ellis	0-0	0-0	0-0	1	0	0	0	0	0	0	3
Wilson	0-1	0-0	0-0	1	1	0	0	0	0	0	3
Miller	0-2	0-0	0-0	2	0	0	0	0	0	0	3
Cheung	0-0	0-0	0-0	0	0	0	0	0	0	0	3
Preston	0-0	0-0	0-0	0	0	0	0	0	0	0	1
Amisler	0-0	0-0	0-0	0	0	0	0	0	0	0	1
TEAM				1				1			
Totals	24-57	7-21	2-2	26	14	57	15	17	7	2	200

San Diego State	FG	3FG	FT	R	F	TP	A	TO	S	B	MP
Johnson	* 3-3	0-0	0-0	5	1	6	1	1	0	1	15
Parrish	* 5-11	4-9	0-1	2	0	14	0	2	1	0	25
Mensah	* 2-4	0-0	0-0	2	0	4	1	0	1	1	9
Butler	* 3-5	2-3	1-2	4	0	9	3	1	0	0	17
Bradley	* 3-4	3-4	0-0	4	0	9	8	1	1	0	24
Seiko	7-11	6-9	0-0	1	0	20	1	0	0	0	18
LeDee	2-4	0-0	3-4	5	1	7	2	0	0	0	17
Saunders	2-5	0-1	0-2	8	0	4	3	2	0	1	25
Byrd	3-9	2-4	0-0	1	0	8	6	3	1	0	20
Johnson Jr.	3-5	0-0	2-2	3	0	8	1	1	0	1	14
Barnett	1-4	1-2	0-0	2	1	3	0	1	1	0	11
Alger	1-2	1-2	0-0	2	1	3	0	0	0	0	5
TEAM				2				0			
Totals	35-67	19-37	6-11	41	4	95	26	12	5	4	200

Halftime: San Diego State 59, Occidental 29. **FG%:** San Diego State 52.2, Occidental 42.1. **3FG%:** San Diego State 51.4, Occidental 33.3. **FT%:** Occidental 100.0, San Diego State 54.5. **Officials:** John Higgins, Paul Szelc, Ryan Holmes. **Technical:** none.



GAME 9

No. 22 San Diego State 60 Troy 55

Dec. 5, 2022 | San Diego, Calif.
Steve Fisher Court at Viejas Arena | Att.: 12,038

SAN DIEGO - Matt Bradley scored 19 points and No. 22 San Diego State beat Troy 60-55 on Monday night.

Darrion Trammell made a layup in traffic, converted two free throws and forced a key steal in the final three minutes to seal the win for the Aztecs (7-2).

"Another hard-fought game," San Diego State coach Brian Dutcher said. "The schedule has been tough on us, there is no question about that. We knew Troy was good, they had our full attention."

Aamer Muhammad scored 21 points for the Trojans (6-4).

"Muhammad was dynamic," Dutcher said. "He created space and shoots it. Whether we had a guard or a big on him, you weren't doing anything about that."

Both teams had been averaging about 80 points per game. Troy relied on a pesky defense to limit the Aztecs to 4-for-22 shooting on 3-pointers.

"Troy took away all of our entries, they do a great job denying," Dutcher said. "We were 12 of 13 from the line, that is really good free throw shooting in a close game so that was part of the win."

San Diego State's defense limited the Trojans to 32.8% shooting for the game. The Aztecs shot 41.5% from the floor.

"The key to the game is Troy hit seven 3s in the first half and if they would have made seven in the second half they would have won, but they only made two," Dutcher said. "We guarded like crazy tonight. ... Our defense won the game."

Troy played without guard Duke Miles and forward Nate Tshimanga, who were both in concussion protocol. Additionally, forward Lydell Geffrard left the game with an apparent right knee injury after playing only two minutes in the first half.

"We are grinding games out -- we have had a hard schedule. We have played a lot of great teams," Trammell said. "But we are a tough group of guys, so it is going to pay off."

The Aztecs won points in the paint versus Troy, 30-16, allowing them to get just enough offense to win.

"We our pulling out a lot of tough games," Bradley said. "It's been tough but I'm happy with our record and where we sit right now."

Troy	FG	3FG	FT	R	F	TP	A	TO	S	B	MP
Williams	* 3-9	0-1	2-2	6	4	8	1	3	1	1	30
Turner	* 1-4	0-0	1-3	4	2	3	1	2	2	0	31
Punter	* 1-7	1-5	0-0	7	1	3	0	1	1	0	27
McNeill	* 0-1	0-0	0-0	1	1	0	1	2	0	1	17
Phillips	* 3-9	1-6	0-0	5	2	7	2	2	0	0	26
Muhammad	6-17	4-10	5-6	1	3	21	2	0	2	0	26
Eugene	4-8	2-4	0-0	1	2	10	3	4	1	0	29
Fields	1-3	1-2	0-0	1	1	3	0	1	0	0	12
Geffrard	0-0	0-0	0-0	0	0	0	0	1	0	0	2
TEAM				6				1			
Totals	19-58	9-28	8-11	32	16	55	10	17	1	2	200

San Diego State	FG	3FG	FT	R	F	TP	A	TO	S	B	MP
Johnson	* 0-3	0-2	0-0	2	0	0	0	2	0	0	14
Mensah	* 3-5	0-0	1-2	9	0	7	2	1	1	1	31
Butler	* 2-6	1-4	0-0	2	3	5	3	2	2	0	22
Trammell	* 4-13	1-6	5-5	4	4	14	4	2	2	0	36
Bradley	* 7-10	1-3	4-4	4	1	19	2	2	0	0	30
Arop	4-5	0-0	0-0	5	2	8	1	1	1	0	20
Parrish	0-4	0-2	0-0	2	1	0	0	2	1	0	14
Seiko	1-6	1-5	0-0	2	0	3	0	0	2	0	19
LeDee	1-1	0-0	2-2	2	2	4	0	2	0	0	11



GAME 10

Saint Mary's 68

No. 22 San Diego State 61

Dec. 10, 2022 | Phoenix, Ariz.
Footprint Center | Att.: 4,781

PHOENIX — Aidan Mahaney scored 20 points, Alex Ducas added 17 and Saint Mary's knocked off No. 22 San Diego State 68-61 in the Jerry Colangelo Classic on Saturday.

Two of the nation's best defensive teams got offensive early at the home of the NBA's Phoenix Suns before the Gaels (8-3) tightened up to take a nine-point second-half lead.

The Aztecs (7-3) took their turn clamping down to pull within 59-56, but Saint Mary's quickly pushed the lead back to seven. Saint Mary's hit 7 of 8 free throws down the stretch to knock off the Aztecs a week after playing a close game again top-ranked Houston.

Matt Bradley had 13 points and Keshad Johnson added 12 to lead San Diego State, which shot 3 of 15 from the 3-point arc.

Saint Mary's arrived in the desert No. 8 in defensive efficiency according to KenPom.com, and San Diego State was No. 18.

So, of course, the game turned into an offensive showdown.

Ducas scored in a variety of ways, putting up 10 points in the first 7 1/2 minutes and 14 by halftime. Johnson took his turn next, scoring eight quick points, and the Gaels shot 13 of 24 in the first half.

San Diego State made 13 of 26 shots in the first half, the last Micah Parrish's 3-point half-court heave at the buzzer to tie the game at 35-all.

Saint Mary's started clamping down defensively in the second half, holding San Diego State scoreless for more than five minutes to build a five-point lead. The Aztecs finally hit a shot, but went on another scoreless drought of nearly four minutes, falling behind 59-50 on a 3-pointer by Ducas.

San Diego State tried to fight back, but the Gaels pushed them away to pull out a key nonconference win.

Saint Mary's	FG	3FG	FT	R	F	TP	A	TO	S	B	MP
Bowen	* 1-4	1-3	0-0	5	5	3	0	0	0	0	33
Saxen	* 3-6	0-0	0-0	9	4	6	3	0	2	3	31
Johnson	* 6-12	0-3	3-5	6	4	15	2	2	4	0	34
Mahaney	* 6-9	2-3	6-6	1	4	20	1	4	0	0	33
Ducas	* 6-13	2-5	3-3	4	4	17	0	1	2	0	38
Wessels	1-1	0-0	1-2	3	1	3	1	0	0	0	9
Marcilionis	1-3	1-3	0-1	0	2	3	1	0	0	0	12
Jefferson	0-1	0-1	0-0	0	0	0	0	0	0	0	5
Howell	0-0	0-0	1-2	1	0	1	0	1	1	0	6
TEAM				3				3			
Totals	24-49	6-18	14-20	32	24	68	8	11	9	3	200

San Diego State	FG	3FG	FT	R	F	TP	A	TO	S	B	MP
Johnson	* 5-6	1-2	1-1	4	0	12	0	0	1	0	20
Mensah	* 2-4	0-0	0-0	4	5	4	0	2	0	1	18
Butler	* 3-7	0-1	5-8	3	2	11	2	0	1	0	30
Trammell	* 3-11	1-4	0-1	2	3	7	4	2	0	0	27
Bradley	* 4-13	0-4	5-5	5	2	13	0	3	0	0	30
Seiko	0-2	0-2	0-1	1	2	0	0	1	0	0	16
LeDee	2-4	0-0	0-0	8	2	4	1	2	0	0	18
Parrish	1-4	1-2	1-1	1	4	0	1	0	0	0	18
Arop	3-5	0-0	0-0	3	2	6	4	1	1	1	21
TEAM				1				1			
Totals	23-56	3-15	12-18	35	19	61	11	13	3	2	200

Halftime: San Diego State 25, Saint Mary's 35. **FG%:** Saint Mary's 49.0, San Diego State 41.1. **3FG%:** Saint Mary's 33.3, San Diego State 20.0. **FT%:** Saint Mary's 70.0, San Diego State 66.7. **Officials:** Nate Harris, Justin Sharrion, Tom Nunez. **Technical:** none.



GAME 11

San Diego State 88

Kennesaw State 54

Dec. 12, 2022 | San Diego, Calif.
Steve Fisher Court at Viejas Arena | Att.: 11,532

SAN DIEGO — San Diego State's men's basketball team, led by a game-high 19 points off the bench from Micah Parrish, defeated Kennesaw State 88-54 on Monday night at Steve Fisher Court at Viejas Arena.

"Well, it felt great to be back in Viejas, we had a great crowd," Aztec head coach Brian Dutcher said. "They brought the energy and that's what I put on the board: we have to bring energy. It feels like we're playing every other night, but we've had a pretty good schedule. It's balanced out. Sometimes it just feels like you're playing every other night and so I was concerned about this game. I knew Kennesaw had a week off before us. We played a tough game against Saint Mary's in Phoenix, [had a] one day prep, but we did a really good job on that one day."

The 34-point loss was the Owls worst since a 35-point loss to No. 9-ranked Creighton in the 2020-21 season.

Parrish's 19 points are a season-high and one off his career-high, 20 points, which he achieved three times at Oakland.

Leading 39-25 at the intermission, SDSU shot 65.2 percent in the second half (15-of-23), finished the game at 50.8 percent (31-of-61) and had 21 assists on their 31 made buckets.

Joining Parrish in double-digits were Darrion Trammell and Jaedon LeDee, who each finished with 14 points. LeDee was 10-for-11 from the free throw line and pulled down seven rebounds.

Up 18-14 with 11:03 to play in the first half, SDSU went on an 11-0 run over the succeeding 3:30 to take its first double digit lead, 29-14 and had at 14-point advantage going into the half.

The Aztecs put together another double-digit scoring run in the second half, 10-0, led by eight points from LeDee. San Diego State pushed its lead to 40 points with 5:11 to play before earning the 34-point win.

SDSU used a size advantage to outscore the Owls 40-to-16 in the paint and 14-2 in second chance points

SDSU outrebounded the Owls 39-28 with Nathan Mensah pulling down a game-high nine boards and added three blocked shots.

Kennesaw State was led by Kasen Jennings' 17 points.

Kennesaw State	FG	3FG	FT	R	F	TP	A	TO	S	B	MP
Robinson	* 1-5	0-0	1-2	2	1	3	2	1	1	0	18
Burden	* 2-8	0-2	2-2	2	2	6	3	2	1	0	24
Youngblood	* 2-3	2-2	0-0	1	3	6	1	5	0	0	20
Stroud	* 0-7	0-4	0-0	5	1	0	0	1	1	0	22
Jennings	* 4-9	4-8	5-6	2	2	17	2	1	3	0	28
Peterson	2-2	0-0	1-2	1	4	5	1	1	0	0	7
Rodgers	2-4	1-2	0-0	4	1	5	1	2	2	0	25
Ademokaya	1-2	1-2	1-3	2	3	4	1	1	0	0	18
Cottle	3-6	0-2	2-3	1	4	8	0	4	1	1	19
LaRue	0-2	0-1	0-0	2	4	0	1	2	0	1	2
Nkonmba	0-1	0-0	0-2	1	0	0	0	0	0	0	4
Harris	0-0	0-0	0-0	0	0	0	0	0	0	0	4
TEAM				5				1			
Totals	17-49	8-23	12-20	28	25	54	12	21	9	2	200

San Diego State	FG	3FG	FT	R	F	TP	A	TO	S	B	MP
Johnson	* 2-2	0-0	3-4	6	1	7	2	0	0	0	20
Mensah	* 2-4	0-0	2-2	9	1	6	0	0	0	3	19
Butler	* 4-7	1-2	0-2	1	4	9	3	2	4	0	23
Trammell	* 5-13	2-7	2-2	4	2	14	4	0	2	0	24
Bradley	* 2-7	0-3	0-0	2	1	4	4	3	1	0	22
Parrish	8-13	3-7	0-1	2	4	19	0	0	2	0	26
LeDee	2-3	0-0	10-11	7	3	14	2	1	2	0	17
Arop	1-2	0-0	0-0	0	2	2	1	1	0	0	5
Saunders	2-5	2-4	0-1	3	0	6	3	1	0	0	15
Byrd	3-3	0-0	1-2	0	2	7	0	0	1	0	11
Johnson Jr.	0-0	0-0	0-0	1	0	0	0	2	0	0	6
Barnett	0-1	0-0	0-0	0	1	0	2	1	0	0	5
Alger	0-1	0-1	0-0	0	0	0	0	0	0	0	4
Broughton, Ty.	0-0	0-0	0-0	1	0	0	0	1	1	0	3
TEAM				3				0			
Totals	31-61	8-24	18-25	39	21	88	21	12	13	3	200

Halftime: San Diego State 39, Kennesaw State 25. **FG%:** San Diego State 50.8, Kennesaw State 34.7. **3FG%:** Kennesaw State 34.8, San Diego State 33.3. **FT%:** San Diego State 72.0, Kennesaw State 60.0. **Officials:** David Hall, Kelly Pfeifer, Chad Shepherd. **Technical:** none.



GAME 12

San Diego State 62

UC San Diego 46

Dec. 20, 2022 | San Diego, Calif.
Steve Fisher Court at Viejas Arena | Att.: 12,414

SAN DIEGO — San Diego State wrapped up non-conference play Tuesday with a 62-46 triumph over UC San Diego at Viejas Arena.

With the victory, the Aztecs remain unbeaten in 13 all-time meetings against the Tritons.

Darrion Trammell was the lone player to reach double figures for SDSU (9-3), finishing with 18 points on 6-of-11 from the floor, including a 4-of-6 from beyond the arc, while Jaedon LeDee grabbed a career-high 12 rebounds.

However, both teams witnessed their share of offensive struggles, with the Aztecs shooting 36.1 percent from the floor (22-61) compared to the Tritons' 31.6 percent pace (18-57).

SDSU connected on 10-of-24 tries from three-point range (41.7 percent), while UCSD (5-7) was just 5-for-28 (17.9 percent) on its long-range attempts.

In addition, the Scarlet and Black maintained a sizeable 47-31 advantage in rebounds and a 17-10 edge in points off turnovers to help fuel their win.

The Aztecs never trailed, opening a 11-0 lead through the first five-plus minutes, capped by a Keshad Johnson dunk.

SDSU limited the Tritons to 22.2 percent shooting (6-27) in the first half, including draining just 2-of-15 from three-point range (13.3 percent).

Conversely, Trammell shouldered much of the Aztecs' offensive burden, nailing triples on three consecutive possessions late in the half to give the hosts a commanding 35-16 lead by intermission.

SDSU missed its first nine shots of the second period; however, UCSD could draw no closer than 13 points after Justin DeGraaf's layup cut the margin to 35-22 with 15 minutes remaining.

Unfazed, the Aztecs responded with a 16-3 blitz to quash any Triton comeback hopes. Nathan Mensah scored all six of his points during the run, including his first trey of the season at the 10:05 mark to give SDSU its largest lead of the night at 51-26.

In addition to Trammell's production, which included four assists, the Aztecs received nine points from Johnson, while Matt Bradley and Micah Parrish pulled down six rebounds apiece, with the latter notching a collegiate best.

After a slow start, UCSD's Bryce Pope scored 16 of his game-high 20 points on 7-of-11 shooting in the second half, while Francis Nwaokorie totaled nine points and seven boards for the Tritons in the loss.

UC San Diego	FG	3FG	FT	R	F	TP	A	TO	S	B	MP
Nwaokorie	* 3-11	0-3	3-5	7	3	9	1	2	0	1	36
Tshimanga	* 1-4	0-0	2-2	6	4	4	0	3	0	0	20
Anderson III	* 1-6	0-3	0-0	2	3	2	0	4	1	1	20
Pope	* 9-17	2-8	0-1	4	0	20	0	1	5	0	34
Roquemore	* 1-5	1-2	0-0	5	0	3	0	2	5	0	34
Kosakowski	1-7	1-6	0-0	1	0	3	1	0	0	0	17
DeGraaf	1-1	0-0	0-0	1	2	2	0	2	0	0	11
Patterson	0-3	0-3	0-0	0	1	0	1	0	0	0	14
Vuljicic	1-3	1-3	0-0	1	1	3	1	1	1	0	14
TEAM				4				1			
Totals	18-57	5-28	5-8	31	14	46	4	16	12	2	200

San Diego State	FG	3FG	FT	R	F	TP	A	TO	S	B	MP
Johnson	* 3-9	0-2	3-4	5	2	9	0	1	1	1	20
LeDee	* 1-7	0-0	0-0	12	3	2	3	2	1	0	23
Butler	* 2-8	1-3	0-0	3	3	5	3	2	1	0	24
Trammell	* 6-11	4-6	2-2	5	0	18	4	1	3	0	28
Bradley	* 2-4	1-3	0-0	6	0	5	1	2	1	2	23
Seiko	2-6	2-5	0-0	2	1	6	0	0	0	0	17
Parrish	2-6	1-3	0-0	6	4	5	0	1	1	2	21
Mensah	2-7	1-1	1-2	3	1	6	0	4	1	2	17
Arop	2-2	0-0	0-0	1	0	4	0	0	0	0	10
Saunders	0-1	0-1	2-2	0	0	2	1	1	0	0	10
Byrd	0-0	0-0	0-0	1	1	0	0	1	0	0	6
TEAM				3				0			
Totals	22-61	10-24	8-10	47	13	62	12	15	9		



GAME 13

San Diego State 71 Air Force 55

Dec. 28, 2022 | San Diego, Calif.
Viejas Arena | Att.: 12,414

SAN DIEGO - Senior guard Matt Bradley scored a season-high 27 points as the San Diego State Aztecs leaned on his strong shooting night to beat Air Force 71-55 on Thursday night at Steve Fisher Court at Viejas Arena.

The win was SDSU's 15th straight at Steve Fisher Court, the eighth longest streak in program history, and improved to 31-1 in its last 31 games played at home. In addition, the Aztecs have defeated Air Force for the 16th consecutive time in Viejas Arena and overall is 20-3 in the venue against the Falcons.

Bradley finished the game 9-of-12 from the field, including 6-of-7 from the bonus distance and 3-of-5 from the line. He added three rebounds and an assist and a steal without turning the ball over. He the eighth Aztec, since at least the 1996-97 season, to score at least 25 points without committing a turnover. Of those eight, he played the fewest minutes (31).

The Aztecs (10-3, 1-0 Mountain West) started the game knocking down five of its first six shots to take a 12-2 lead capped off by a Bradley first of a career-high six 3-pointers. With just over 12 minutes left in the half, Bradley continued his hot start when he drove into the lane, beat the first defender, and then acrobatically put the ball in the basket to extend the Aztecs lead to 21-9.

Air Force (9-5, 0-1 Mountain West) would respond with an 11-4 run of its own to cut its deficit to five points with six minutes to go before the half. Bradley would again respond with another triple, his third of the half, to push the Aztecs' advantage to 28-20. After a Jaedon LeDee bucket on the next possession the lead back to double digits, 30-20. Adam Seiko would hit the Aztecs fifth triple of the half, and SDSU took a 36-23 advantage into the break.

Both teams would find buckets hard to come by to begin the second half, but Bradley put the Aztecs offense into high gear again. He sank a 3-pointer on back-to-back possessions to push the lead to a game-high 19 points, 44-25, with 15:13 left in the game.

The teams would trade buckets over the next few minutes, and each time Air Force would close the gap, SDSU would respond with a triple. First it was Micah Parrish nailing a corner three, before Seiko re-established the 19-point advantage on his second trey of the night to put the Aztecs up 59-40 with 7:58 remaining.

Bradley would sink his sixth and final three with just over four minutes to play, putting SDSU out front 66-47 and from there the Aztecs finished the game with a 71-55 victory.

Air Force	FG	3FG	FT	R	F	TP	A	TO	S	B	MP
Green	* 1-5	0-0	0-0	3	2	2	1	0	0	0	22
Heidbreder	* 2-9	2-7	0-0	4	0	6	0	3	0	0	26
Taylor	* 3-6	3-5	0-0	2	3	9	1	2	1	0	24
Mills	* 4-6	2-3	0-0	0	2	10	2	2	2	0	27
Vander Zwag	* 1-4	0-2	0-0	0	0	2	1	0	0	0	15
Murphy	2-5	1-3	2-2	1	2	7	2	1	1	0	19
Petrailis	2-7	0-1	2-2	4	2	6	5	3	2	1	25
McCreary	3-4	0-1	0-0	3	1	6	3	3	1	0	22
Becker	3-3	0-0	1-1	0	4	7	0	0	0	1	18
Murphy	0-0	0-0	0-0	0	0	0	0	0	0	0	2
TEAM				3				1			
Totals	21-49	8-22	5-5	20	16	55	15	15	7	2	200

San Diego State	FG	3FG	FT	R	F	TP	A	TO	S	B	MP
Johnson	* 3-6	0-1	3-5	5	2	9	1	1	1	1	24
Mensah	* 1-4	0-0	0-0	7	1	2	0	1	0	2	18
Butler	* 3-6	0-2	0-0	2	2	6	2	4	2	0	21
Trammell	* 2-8	1-5	1-2	0	1	6	5	2	1	1	31
Bradley	* 9-12	6-7	3-5	3	1	27	1	0	1	0	31
LeDee	2-3	0-0	2-3	6	2	6	0	2	1	1	22
Parrish	1-3	1-3	3-3	1	2	6	0	2	0	0	12
Seiko	3-7	3-5	0-0	4	1	9	0	1	1	0	25
Saunders	0-0	0-0	0-0	1	0	0	0	0	0	0	6
Arop	0-0	0-0	0-0	1	1	0	1	0	1	0	11
TEAM				0				1			
Totals	24-49	11-23	12-18	30	13	71	10	14	8	5	200

Halftime: San Diego State 36, Air Force 23. **FG%:** San Diego State 49.0, Air Force 42.9. **3FG%:** San Diego State 47.8, Air Force 36.4. **FT%:** Air Force 100.0, San Diego State 66.7. **Officials:** Gregory Nixon, Randy Richardson, Deron White. **Technical:** none.



GAME 14

San Diego State 76 UNLV 67

Dec. 31, 2022 | Las Vegas, Nev.
Thomas & Mack Center | Att.: 7,249

LAS VEGAS — Matt Bradley surpassed 2,000 career points and the Aztecs had another strong offensive performance on Saturday afternoon, en-route to a 76-67 win over UNLV at the Thomas and Mack Center.

The Aztecs (11-3, 2-0 MW) and Rebels (11-3, 0-2 MW) traded buckets early on, with Bradley and Lamont Butler scoring five early points each, before UNLV used an 8-0 run to take a 17-10 lead with just over 12 minutes to play in the first half.

Aguek Arop ended the Rebels run with a dunk off a nice feed from Darrion Trammell to make it a 17-12 game. Trammell would get on the scoresheet himself a few minutes later, connecting on a tough three pointer, making it a two point UNLV lead, 19-17, with 10 minutes to go in the half.

Arop would tie the game at 21-21 and then give the Aztecs the lead 23-21 when he scored on two straight possessions before Trammell made another three to give the Aztecs a 26-23 lead with 7:02 left in the first half. Bradley then sank his second triple of the game to give the Aztecs a 31-23 lead, which capped a 14-2 San Diego State run to retake control of the game. That three gave Bradley 2,000 career points for his career, making him the eighth active player to reach that milestone.

San Diego State would end the half on a 34-16 run over the final 12 minutes to take a 44-33 lead at the halftime break. Bradley finished the half with 14 points, while Arop was a perfect 5-5 from the field for 10 points.

Both teams would find scoring hard to come by to begin the second half, with only the Rebels able to sink a basket in the opening four minutes of the half. Arop then came through again, for his sixth bucket of the game, this one a monster slam to get the Aztecs on the board in the half, and still lead 48-36.

UNLV would then go on a 7-0 run to make it a 48-43 game with 12:30 left, before Bradley and Trammell would answer with a run of their own, sinking back-to-back threes, extending the Aztecs lead to 57-43.

The Rebels would go on another run to make it a five point game, 59-54, with 4:08 left before Bradley made two free throws to bring the SDSU lead back to seven, 61-54. Trammell would then ice the game with another three with 1:40 to go to make it a 66-57 game. UNLV would result to fouling for the remainder of the game, but the Aztecs made their free throws to secure the 76-67 win.

San Diego State	FG	3FG	FT	R	F	TP	A	TO	S	B	MP
Johnson	* 0-2	0-1	0-0	1	3	0	4	0	0	0	12
Mensah	* 0-5	0-0	3-4	11	3	3	1	1	1	3	26
Butler	* 4-5	1-1	0-0	0	4	9	0	2	0	0	15
Trammell	* 4-8	4-5	9-11	6	0	21	5	3	1	0	34
Bradley	* 6-14	5-10	6-8	4	2	23	1	4	3	0	35
Seiko	1-2	1-2	1-4	0	0	4	0	0	0	0	20
LeDee	0-3	0-0	0-0	4	2	0	0	0	1	0	13
Arop	6-7	0-0	0-0	5	3	12	0	3	0	0	23
Parrish	2-5	0-0	0-0	5	1	4	1	2	2	1	18
Saunders	0-0	0-0	0-0	0	0	0	0	1	0	0	3
TEAM				3				2			
Totals	23-51	11-21	19-27	39	16	76	8	22	8	4	200

UNLV	FG	3FG	FT	R	F	TP	A	TO	S	B	MP
Nuoka	* 3-5	0-0	0-0	5	3	6	0	1	0	1	18
Webster	* 3-9	3-9	1-1	0	2	10	0	1	1	0	36
Gilbert	* 0-4	0-3	1-3	2	3	1	3	6	2	0	28
Rodriguez	* 8-14	4-8	4-4	6	5	24	1	0	2	1	36
Harkless	* 6-19	2-10	4-4	3	4	18	8	4	2	0	37
hvuokar	1-2	0-0	2-2	6	3	4	0	2	0	1	22
McCabe	1-6	1-6	1-1	3	5	4	3	0	1	0	20
Johnson III	0-1	0-0	0-0	0	1	0	0	1	0	0	4
TEAM				3				0			
Totals	22-60	10-36	13-15	28	26	67	15	15	8	3	200

Halftime: San Diego State 44, UNLV 33. **FG%:** San Diego State 45.1, UNLV 36.7. **3FG%:** San Diego State 52.4, UNLV 27.8. **FT%:** UNLV 86.7, San Diego State 70.4. **Officials:** Tony Padilla, Larry Sciroto, Rick O'Neil. **Technical:** Bradley, Parrish (San Diego State).



GAME 15

San Diego State 80 Wyoming 75

Jan. 7, 2023 | Laramie, Wyo.
Arena-Auditorium | Att.: 4,346

LARAMIE, Wyo. — Lamont Butler scored a career-high 23 points, and the Aztecs played tough at altitude to earn an 80-75 win at Wyoming on Saturday afternoon.

The Aztecs (12-3, 3-0 MW) and Cowboys (5-10, 0-3 MW) traded buckets early on, with Butler scoring nine early points and was 3-3 from the three-point line as SDSU took a 14-11 lead early.

Wyoming would respond with a 7-2 run to take a 18-16 lead before Darrion Trammell hit another three for the Aztecs, who took a 19-18 lead with 12:36 left in the first half. San Diego State started the game 5-6 from beyond the arc.

SDSU would stretch the lead to seven, 31-24 with 9:40 remaining in the half when Adam Seiko sank another three. The teams would continue their hot shooting for the rest of the first half, and the Aztecs took a 43-42 lead into the halftime break. In total the Aztecs finished the half 17-29 (58.6%) from the field and 8-14 (57%) from behind the arc.

Wyoming would take an early second half lead, 48-47, with 17 minutes to go before Nathan Mensah made a contested basket at the rim to give SDSU a 49-48 lead. A few possessions later, Seiko picked off a pass and fed Micah Parrish who drilled the triple, giving the Aztecs a 54-50 lead with 15 minutes left in the game.

The Cowboys would respond with a 7-0 run of their own to take a 57-54 lead before Butler sank back-to-back triples, making it a 60-59 Aztecs advantage. Wyoming then took a 69-68 lead with 5:31 remaining before the Aztecs forced their 13th turnover of the game and followed that up with a Jaedon LeDee bucket down low to edge in front, 70-69. On the next possession, Matt Bradley drove to the basket and scored, giving SDSU a 72-69 lead with 3:54 remaining.

Bradley would come up clutch on the next possession to put the game out of reach for the Aztecs when he drained a three to give SDSU a 75-70 lead, and the Aztecs left Laramie with a 80-75 win.

Bradley and Butler finished with a combined 41 points in the win, and the Aztecs made 12 threes on Saturday afternoon.

San Diego State	FG	3FG	FT	R	F	TP	A	TO	S	B	MP
Johnson	* 3-8	1-2	0-0	2	2	7	0	0	0	0	17
Mensah	* 3-6	0-0	1-1	3	2	7	2	0	1	1	18
Butler	* 8-15	5-11	2-2	2	2	23	2	0	1	0	28
Trammell	* 1-5	1-2	1-2	0	2	4	3	2	0	0	26
Bradley	* 7-13	2-4	2-3	2	0	18	3	1	0	0	31
LeDee	2-2	0-0	4-4	9	2	8	0	1	1	0	18
Arop	1-2	0-1	0-0	1	3	2	0	1	1	0	9
Seiko	2-3	2-3	0-0	2	3	6	3	2	1	0	29
Parrish	2-4	1-3	0-0	4	4	5	1	2	1	1	24
TEAM				4				1			
Totals	29-58	12-26	10-12	29	20	80	14	10	8	2	200

Wyoming	FG	3FG	FT	R	F	TP	A	TO	S	B	MP
Agbonkpolo	* 0-4	0-3	0-0	3	2	0	2	2	2	2	28
Oden	* 6-9	1-4	2-2	7	3	15	2	2	1	0	39
Wenzel	* 5-5	4-4	0-0	1	1	14	0	0	0	0	23
Anderson	* 3-6	0-1	3-3	5	0	9	3	3	0	0	36
Maldonado	* 7-12	1-2	5-8	4	2	20	3	4	2	0	40
DuSell	4-5	4-5	3-3	2	3	15	1	0	1	0	23
Powell	0-0	0-0	0-0	0	0	0	0	0	0	0	1
Kyran	1-4	0-3	0-0	1	1	2	0	2	0	0	10
TEAM				1				1			
Totals	26-45	10-22	13-16	24	12	75	11	14	6	2	200

Halftime: San Diego State 43, Wyoming 42. **FG%:** Wyoming 57.8, San Diego State 50.0. **3FG%:** San Diego State 46.2, Wyoming 45.5. **FT%:** San Diego State 83.3, Wyoming 81.3. **Officials:** Randy McCall, Mike Reed, Mike O'Neill. **Technical:** none.

GAME 16

No. 23 San Diego State 74
Nevada 65



Jan. 10, 2023 | San Diego, Calif.
Steve Fisher Court at Viejas Arena | Alt.: 12,183

SAN DIEGO — Matt Bradley had 17 points and 10 rebounds and Lamont Butler added 15 points for No. 23 San Diego State, which beat Nevada 74-65 Tuesday night to take sole possession of first place in the Mountain West Conference.

"We've got to hold onto it," Bradley said. "We have a big target on our back now."

The Aztecs (13-3, 4-0 MWC) dominated on both ends of Steve Fisher Court in a showdown between the last two undefeated teams in the conference to extend their winning streak to six games. Keshad Johnson added 11 points for SDSU, which has beaten Nevada nine straight times.

Nick Davidson had 17, Kenan Blackshear 12 and Jarod Lucas 11 or Nevada (14-4, 4-1), whose six-game winning streak was snapped.

SDSU led 65-43 with 9:10 left before Nevada began pressing in the closing minutes, forcing the Aztecs into turnovers and bad shots and allowing the close to single digits. SDSU didn't make a field goal in the final 5:09.

"That was a great performance," coach Brian Dutcher said. "I thanked them after the game for the last three minutes. I said if they'd have played 40 minutes like they did the whole game, then they wouldn't need any coaching. I thanked them because now I get to coach them a little bit again. We'll work on the press offense."

The Aztecs marked their return to The AP Top 25 by dominating from the opening minute. Keshad Johnson had a steal and scored on an alley-oop slam dunk on a pass from Lamont Butler. Johnson and Butler hit consecutive 3-pointers to give the Aztecs a 10-0 lead and force Wolf Pack coach Steve Alford to take a timeout.

Johnson had a steal and slam dunk for a 42-23 lead late in the first half. It was 44-27 at halftime.

SDSU shot 50% while holding Nevada to 39.7%. The Aztecs outrebounded Nevada 33-29 and made 8 of 21 3-pointers.

BIG PICTURE

Nevada: The Wolf Pack committed three early turnovers in falling behind 10-0 and never recovered. They had six turnovers total in the first half and, although they enjoyed a height advantage, were outrebounded 19-13.

San Diego State: The Aztecs improved to 11-0 at home against Nevada in the MWC era and to 13-1 all-time at home against the Wolf Pack.

Nevada	FG	3FG	FT	R	F	TP	A	TO	S	B	MP
Williams	* 4-8	2-5	0-0	6	3	10	1	2	4	0	32
Coleman	* 0-2	0-2	1-2	1	1	1	2	0	1	0	29
Baker	* 2-7	1-3	2-2	3	2	7	0	1	0	0	20
Lucas	* 3-10	1-4	4-6	1	2	11	0	1	0	0	33
Blackshear	* 6-18	0-6	0-0	5	2	12	5	4	1	1	36
Davidson	5-10	1-5	6-6	7	4	17	0	0	1	0	20
Foster	0-0	0-0	0-0	0	1	0	0	0	1	0	10
Powell	0-0	0-0	0-0	2	1	0	0	0	0	0	7
Pettigrew	3-3	0-0	1-2	3	2	7	1	0	1	0	13
TEAM				1							
Totals	23-58	5-25	14-18	29	18	65	9	8	9	1	200

San Diego State	FG	3FG	FT	R	F	TP	A	TO	S	B	MP
Johnson	* 4-8	1-3	2-2	3	1	11	2	0	3	1	26
Mensah	* 3-4	0-0	2-2	5	0	8	2	0	1	0	29
Butler	* 5-9	2-5	3-4	2	4	15	4	4	2	0	31
Trammell	* 2-3	2-3	0-0	1	3	6	4	2	0	0	28
Bradley	* 5-14	2-6	5-7	10	2	17	2	1	0	1	27
Seiko	1-1	1-1	2-2	1	0	5	1	2	0	0	20
Parrish	1-6	0-2	1-2	4	2	3	1	2	0	1	15
LeDee	4-5	0-1	1-1	6	1	9	1	0	0	0	16
Arop	0-0	0-0	0-0	0	2	0	1	0	0	0	8
TEAM				1							
Totals	25-50	8-21	16-20	33	15	74	18	12	6	3	200

Halftime: San Diego State 47, Nevada, 27. **FG%:** San Diego State 50.0, Nevada 39.7. **3FG%:** San Diego State 38.1, Nevada 20.0. **FT%:** San Diego State 80.0, Nevada 77.8. **Officials:** Tony Padilla, John Higgins, Eric Curry. **Technical:** Trammell (San Diego State).



GAME 17

New Mexico 76
No. 23 San Diego State 67

Jan. 14, 2023 | San Diego, Calif.
Viejas Arena | Alt.: 12,414

SAN DIEGO — Jaelen House scored 29 points, including three clutch 3-pointers down the stretch, and Jamal Mashburn Jr. had 22 for New Mexico, which used a 12-0 run to take control in beating No. 23 San Diego State 76-67 on Saturday night.

House had 10 points during the 12-0 run that gave the Lobos a 60-49 lead, and 13 points in a span of about three minutes. He scored 21 in the second half.

Morris Udeze had 10 points and 15 rebounds, and Javonte Johnson had 10 points for the Lobos (16-2, 3-2 Mountain West). The Lobos fell out of The Associated Press Top 25 after two losses last week while the Aztecs jumped back into the poll.

The Lobos "were ready to go," coach Richard Pitino said. "They were juiced up for this game."

Matt Bradley scored 14, Adam Seiko 13 and Keshad Johnson 10 for the Aztecs (13-4, 4-1), who had their six-game winning streak snapped.

Mashburn made a jumper and House made a 3-pointer and another jumper for a 60-49 lead with 6:01 to go. SDSU's Micah Parrish made one of two free throws to end New Mexico's run before House made another 3-pointer for a 63-50 lead.

Mensah fouling out changed the tone of the second half.

"I'd say that was a big part because he's a big body down there and he's affecting shots," House said. "They don't really have a backup that's doing the same things he's doing."

The Aztecs scored five straight points after House was called for a technical but it wasn't nearly enough.

"We've both got learning experiences in our locker room. Celebrate after the game," Pitino said. "House was terrific, but sometimes you've just got to like stun gun him a little bit and slow him down. But he was so good. Those refs, when you celebrate like that, they're going to get you."

The Aztecs pulled within four points before Udeze scored inside. Mashburn hit a jumper and two free throws in the final 1:20.

Mashburn and Udeze led the Lobos to a 38-28 halftime lead before the Aztecs tightened their defense and caught up seven minutes into the second half. Keshad Johnson scored six points for the Aztecs early in the second half and Parrish's putback tied it at 45.

The Lobos twice led by 11 points in the first half.

New Mexico	FG	3FG	FT	R	F	TP	A	TO	S	B	MP
Udeze	* 4-7	0-0	2-5	15	2	10	3	3	0	0	34
Allick	* 0-1	0-1	0-0	2	5	0	0	2	0	1	32
Mashburn Jr.	* 9-18	1-3	3-5	3	3	22	1	3	1	0	37
House	* 10-21	3-8	6-6	6	2	29	0	1	4	0	34
Johnson	* 4-8	2-5	0-0	3	1	10	0	0	0	0	30
Jenkins	0-3	0-1	2-2	2	0	2	1	0	2	0	15
Seck	0-0	0-0	1-2	2	2	1	0	0	0	0	10
Dent	0-0	0-0	2-2	1	0	2	0	2	1	0	8
TEAM				2							
Totals	27-58	6-18	16-22	36	15	76	5	12	8	1	200

San Diego State	FG	3FG	FT	R	F	TP	A	TO	S	B	MP
Johnson	* 5-6	0-0	0-4	7	2	10	1	0	2	0	28
Mensah	* 4-4	0-0	0-0	5	5	8	0	2	1	2	21
Butler	* 3-9	1-5	2-2	1	3	9	4	3	2	0	26
Trammell	* 1-8	0-5	2-6	1	1	4	0	0	0	0	26
Bradley	* 5-16	2-5	2-3	4	4	14	5	3	0	0	31
LeDee	0-2	0-0	0-0	3	3	0	2	2	0	1	23
Seiko	4-6	3-5	2-2	3	1	13	1	1	1	0	21
Parrish	3-8	0-4	3-4	4	1	9	0	1	0	0	20
Saunders	0-0	0-0	0-0	2	0	0	1	0	0	0	4
TEAM				5							
Totals	25-59	6-24	11-21	35	67	14	12	6	3	200	

Halftime: New Mexico 38, San Diego State 28. **FG%:** New Mexico 46.6, San Diego State 42.4. **3FG%:** New Mexico 33.3, San Diego State 25.0. **FT%:** New Mexico 72.7, San Diego State 52.4. **Officials:** Gerry Pollard, Tommy Nunez, Olandis Poole. **Technical:** Mashburn Jr., House (New Mexico), Mensah (San Diego State).



GAME 18

San Diego State 82
Colorado State 76

Jan. 18, 2023 | Fort Collins, Colo.
Moby Arena | Alt.: 6,008

FORT COLLINS, Colo. — Lamont Butler scored a team-high 19 points and Micah Parrish was perfect from the field as the Aztecs earned an 82-76 overtime win at Colorado State.

SDSU (14-4, 5-1 MW) would set the tone early in overtime when Matt Bradley sank two foul shots and then the Aztecs made back-to-back threes. Parrish nailed his third of the game and Butler sank his second to give San Diego State a 75-70 lead with two minutes to play. Then with 39 seconds left Bradley iced the game with another from the bonus distance to give the Aztecs an 80-73 lead and eventually their fifth conference win of the year.

Earlier on it was Colorado State (10-10, 2-5 MW) who jumped out to a 9-2 lead, before the Aztecs settled into the game courtesy of a Butler triple. Later in the half Jaedon Ledee threw down a monster dunk courtesy of a pass from Darrion Trammell, before Parrish picked off a pass and went the other way with it for another dunk, making it 19-17 Colorado State with 11:23 left in the first.

The Aztecs would take the lead with just over four minutes to go in the half when LeDee scooped up a loose ball in the paint and dunked to give SDSU a 26-25 lead with 4:22 left. However, it was the Rams who would close strong and take a 34-28 lead into the halftime break.

Both teams opened the second half with multiple defensive stops, and then the Aztecs ratcheted up its defense. On back-to-back possessions the Aztecs picked off passes leading to an Adam Seiko triple and another Parrish dunk to cut the deficit to three, 40-37 with 13:59 left in the game.

A few minutes later Parrish drilled a three to give the Aztecs their second lead of the game, 44-43. The teams would trade buckets for the next few minutes as the Rams took a 54-53 lead with six minutes to go.

Parrish would make his basket of the game a few minutes later, this one a triple and the foul to tie the game at 56-56. He then made the following free-throw to give the Aztecs a 57-56 advantage with 4:59 remaining. Matt Bradley scored on a tough drive to the hoop with 2:59 to go to make it a 59-56 lead for SDSU.

The squads would trade baskets down the stretch and the Rams tied the game with five seconds left to force the game to overtime with the score tied at 65-65. The Aztecs then ran out 82-76 winners in overtime.

San Diego State	FG	3FG	FT	R	F	TP	A	TO	S	B	MP
Johnson	* 2-4	0-0	1-1	7	0	5	0	0	0	0	16
Mensah	* 2-6	0-0	2-3	6	3	6	0	0	1	3	25
Butler	* 7-14	2-4	3-4	2	2	19	2	1	2	0	34
Trammell	* 4-11	0-5	3-4	3	0	11	6	5	3	0	32
Bradley	* 4-14	1-4	5-6	4	2	14	7	1	0	0	30
Seiko	1-4	1-3	0-0	0	3	3	0	0	0	0	23
Parrish	5-5	3-3	2-3	5	2	15	0	2	3	0	30
Arop	2-3	0-0	1-1	3	2	5	0	1	0	0	23
LeDee	2-3	0-0	0-3	6	3	4	2	0	1	0	13
TEAM				2							
Totals	29-64	7-19	17-25	38	17	82	17	10	10	4	200

Colorado State	FG	3FG	FT	R	F	TP	A	TO	S	B	MP
Moors	* 0-1	0-0	1-2	8	4	1	0	2	0	4	24
Tonje	* 4-8	3-7	2-2	3	4	13	0	1	0	2	22
Stevens	* 6-17	1-7	3-3	5	2	16	11	1	2	1	44
Lake	* 6-8	5-7	0-0	1	4	17	3	1	1	0	35
Rivera	* 5-12	1-6	3-4	5	1	14	2	3	2	1	40
Cartier	4-6	0-0	4-4	1	2	12	2	0	0	0	21
Jackson	0-2	0-0	0-0	0	1	0	1	4	1	0	11
Palmer	1-3	1-2	0-0	6	4	3	0	1	1	0	23
Hebb	0-0	0-0	0-0	0	1	0	0	0	0	0	4
TEAM				3							
Totals	26-57	11-29	13-15	32	23	76	19	14	7	8	200

Halftime: Colorado State 34, San Diego State 38. **FG%:** Colorado State 45.6, San Diego State 45.3. **3FG%:** Colorado State 37.9, San Diego State 36.8. **FT%:** Colorado State 86.7, San Diego State 68.0. **Officials:** David McCall, Gergory Nixon, DG Nelson. **Technical:** none.



GAME 19

San Diego State 70 Air Force 60

Jan. 21, 2023 | USAF Academy, Colo.
Clune Arena | Att.: 1,489

COLORADO SPRINGS, Colo. — Keshad Johnson and Matt Bradley scored 13 points each and four Aztecs scored in double figures, as San Diego State beat Air Force 70-60 on Saturday night. The Aztecs used a 24-7 run late in the first half to take control of the game and earn the win.

"We found a way to do it (win the game)," said head men's basketball coach Brian Dutcher said. "And these games are so different from one another. In the first game at our place, we made 11 threes. I mean, that's a huge number for us. But today we made four and so we had a win at a different way. We had to win it on the glass and win it at the foul line. We were 22-for-23 from the foul line, and we outrebounded them by 20. That's a difference in the game. You got to find ways to win games. They're not always easy and sometimes you've got to figure it out as the games going on. As a team we did a great job at the line, and we did a great job on the glass and that was a difference in the game."

The Aztecs (15-4, 6-1 MW) and the Falcons (12-8, 3-4 MW) traded buckets for the majority of the first half before San Diego State came to life with just over five minutes remaining in the half.

With the Falcons leading 17-15 and 7:16 left in the half, SDSU responded in a big way and went on a 24-7 run to end the half. Over the course of those seven minutes the Aztecs sank two from bonus distance and Jaedon LeDee had two and-one opportunities which he converted into 3-point plays, to help SDSU take a 39-24 lead at the half.

San Diego State shot 12-12 from the free throw line in the first half, while Butler lead the Aztecs with nine points on 3-7 shooting from the field in the opening period.

Air Force put together a run to begin the second period. The Falcons used a 10-0 run to make it a single digit lead for the Aztecs, 48-40 with 11:00 to go. Butler then sank two free throws to stem the tide and re-establish the double-digit lead for the Aztecs, 50-40. The teams would trade blows for the next few minutes as the Falcons continued to push SDSU. Johnson sank a triple to make it 53-43 with 9:26 left in the game.

The teams would trade baskets the rest of the way, and the Aztecs made 9-10 free throws in the second half as SDSU ran out 70-60 winners on Saturday evening. The Aztecs shot 22-23 (95.7%) from the free throw line in the win.

San Diego State	FG	3FG	FT	R	F	TP	A	TO	S	B	MP
Johnson *	3-5	1-2	6-7	10	2	13	0	0	0	1	28
Mensah *	2-6	0-0	0-0	6	3	4	0	1	0	2	14
Butler *	3-11	1-4	4-4	3	3	11	0	2	0	0	32
Trammell *	5-11	1-4	1-1	2	1	12	2	2	1	0	30
Bradley *	5-11	1-4	2-2	7	0	13	1	1	0	0	30
Parrish	0-4	0-1	7-7	2	3	7	2	0	0	0	24
LeDee	2-5	0-0	2-2	7	2	6	1	1	0	0	19
Arop	2-4	0-0	0-0	8	3	4	0	1	0	1	23
TEAM				0							
Totals	22-57	4-15	22-23	45	17	70	6	8	1	4	200

Air Force	FG	3FG	FT	R	F	TP	A	TO	S	B	MP
Becker *	2-4	1-1	1-1	1	4	6	2	0	0	0	15
Heidbreder *	7-15	3-8	0-0	6	3	17	0	1	1	0	37
Taylor *	5-10	2-6	0-0	1	1	12	3	2	4	0	38
Petrainis *	4-7	1-4	2-6	5	4	11	5	0	0	1	40
McCreary *	0-2	0-1	0-0	1	1	0	0	1	0	0	14
Vander Zwaag	1-1	1-1	0-0	2	1	3	1	2	1	0	18
Green	4-7	0-1	1-3	3	3	9	2	0	0	3	25
Murphy	1-4	0-2	0-0	1	1	2	0	0	0	0	9
Mills	0-2	0-2	0-0	0	1	0	1	0	0	0	3
TEAM				5							
Totals	24-52	8-26	4-10	25	19	60	14	6	6	4	200

Halftime: San Diego State 39, Air Force 24. **FG%:** Air Force 46.2, San Diego State 38.6. **3FG%:** Air Force 30.8, San Diego State 26.7. **FT%:** San Diego State 95.7, Air Force 40.0. **Officials:** David Hall, Jim Schipper, Eric Anderson. **Technical:** none.



GAME 20

San Diego State 85 Utah State 75

Jan. 25, 2023 | San Diego, Calif.
Viejas Arena | Att.: 12,239

SAN DIEGO — Adam Seiko drained seven three pointers, including six in the first half, and the Aztecs beat Utah State on Wednesday night, 85-75. Seiko finished seven of nine from bonus distance and totaling a career-high 25 points.

Seiko's seven 3-pointers tie David Abramowitz (Feb. 10, 2000 vs. Utah) for the most in a game by an Aztec coming off the bench since at least the 1996-97 season.

In addition to Seiko, it was the Keshad Johnson show early in the game. The junior forward set the tone with a monster block in the opening minute, had five points and three rebounds in the first four minutes, helping the Aztecs (16-4, 7-1 MW) to an early 7-3 lead. He would finish with his second double double in as many games, (11 points & 10 rebounds) and cracked double figure scoring for the fourth time in the last five games.

Up next it was Seiko who took over for the Aztecs. The senior made three straight from bonus distance to give the Aztecs an 18-11 lead with 11:40 remaining in the first half. He then hit his next two to give him five made threes over seven minutes played as the Aztecs lead ballooned to 17, 28-11 with 7:30 left in the opening stanza.

Utah State (16-5, 5-3 MW) would go on a run of their own to close the gap to 12, 39-27 with 1:30 left in the half, before Seiko hit his sixth triple in the first 20 minutes, tying his career-high. He finished the half a perfect 6-6 from deep and the Aztecs took a 42-27 lead into the break.

The Aggies would begin a comeback in the second half, and cut the Aztecs advantage to nine, 64-55 with just under 10 minutes left in the game. Micah Parrish then hit a deep three to give San Diego State a double-digit advantage again, this time 69-55 with 7:28 left in the game.

Utah State would make another run to cut it to six, 72-66, but Darrion Trammell made a basket to put the SDSU back up eight with 3:20 left. A few possessions later, Lamont Butler drilled another three, San Diego State's 12th of the night, putting SDSU up by double digits again, 79-68 with 2:05 remaining.

Down eight with 1:05 left, the Aggies were forced to foul, but the Aztecs knocked down their last six free throw attempts and emerged 85-75 winners.

The victory is the 16th for San Diego State in the last 22 games against the Aggies and in Viejas Arena, SDSU has defeated Utah State in each of its last nine meetings.

Utah State	FG	3FG	FT	R	F	TP	A	TO	S	B	MP
Funk *	8-13	4-9	2-3	4	0	22	1	0	3	0	33
Dorius *	1-2	0-0	0-0	3	3	2	0	3	0	2	15
Baird *	7-16	3-6	1-2	5	3	18	4	3	0	0	34
Ashworth *	3-10	2-7	0-0	2	2	8	7	2	0	0	37
Shugla *	3-9	2-8	0-0	1	3	8	2	0	0	0	22
Akin	6-7	0-0	3-5	10	4	15	1	1	2	1	31
Eytle-Rock	0-1	0-1	0-0	0	0	0	0	1	1	0	9
Hamada	0-2	0-2	0-0	2	1	0	0	0	0	0	15
Zapala	1-1	0-0	0-0	1	1	2	0	0	0	0	5
TEAM				2							
Totals	29-61	11-33	6-10	30	17	75	16	10	5	3	200

San Diego State	FG	3FG	FT	R	F	TP	A	TO	S	B	MP
Johnson *	4-9	0-1	3-3	10	0	11	1	1	0	1	29
Mensah *	4-6	0-0	2-4	4	1	10	0	0	1	0	20
Butler *	2-5	2-2	2-2	2	3	8	4	3	2	0	24
Trammell *	2-7	1-3	2-2	3	0	7	4	1	1	0	29
Bradley *	2-10	0-3	0-0	1	2	4	3	0	1	0	17
LeDee	4-4	0-0	1-1	3	2	9	2	0	0	0	21
Seiko	7-10	7-9	4-4	3	1	25	1	2	0	0	27
Parrish	2-6	2-4	3-4	2	0	9	1	0	1	0	21
Arop	1-1	0-0	0-0	2	1	2	2	0	0	0	12
TEAM				3							
Totals	28-58	12-22	17-20	33	10	85	18	9	6	1	200

Halftime: San Diego State 42, Utah State 27. **FG%:** San Diego State 48.3, Utah State 47.5. **3FG%:** San Diego State 54.5, Utah State 33.3. **FT%:** San Diego State 85.0, Utah State 60.0. **Officials:** John Higgins, Doug Shows, Deron White. **Technical:** none.



GAME 21

San Diego State 72 San Jose State 51

Jan. 28, 2023 | San Diego, Calif.
Viejas Arena | Att.: 12,414

SAN DIEGO — Keshad Johnson scored 16 points and had eight rebounds, while Matt Bradley added 14 points, as the Aztecs beat San Jose State 72-51 on Saturday evening.

In the opening 12 minutes the Aztecs (17-1, 8-1 MW) limited the Spartans (13-9, 4-5 MW) to 5-17 from the field and 1-8 from deep.

Aguek Arop got the crowd into it with a nice pass to Jaedon LeDee who slammed it home to spark an Aztec run, and SDSU took a 22-13 lead with 6:20 left in the first half. Johnson then had another slam, putting the Aztecs up double digits, 24-13.

On the defensive end both Johnson and Arop had blocks in the first half. Arop's came with just under 3 minutes to go in the half, keeping the Aztec advantage in the double digits, 27-14. Then with 1:48 left in the first half, Darrion Trammell picked up a loose ball on the defensive end, threw it ahead to Micah Parrish, who threw a perfect lob to Johnson for his second slam of the night.

SDSU held the Spartans to 0-14 from the field in the final 10 minutes of the first half, taking a 33-14 lead into the halftime break. The Aztecs held San Jose State to 5-20 (25%) from the field in the first half and finished the first half on a 25-3 run.

San Diego State would open the second half on another run, outscoring the Spartans 13-5 over the opening 4:14 in the half, taking a 46-19 lead. During that span Matt Bradley scored six points, while Nathan Mensah added another dunk for the Aztecs.

San Jose State would then punch back, and go on a 18-4 run of their own, cutting the deficit to 51-37 with 10:40 left in the game. The Spartans would continue to chip away at the lead, and made it a 13 point game with 5:31 to play, 59-48.

A few minutes later, Adam Seiko, fresh off of his career-high 25 points on Thursday, drilled a three to give the Aztecs a 66-48 lead and they never looked back from there. Lamont Butler followed that up with a three on the next possession and put SDSU up 69-48 with 3:00 to play. Between the 6:45 mark and the 3:00 mark the Aztecs did not give up a point, and went on a 13-0 run to reestablish control of the game.

San Jose State	FG	3FG	FT	R	F	TP	A	TO	S	B	MP
Anderson *	2-6	2-2	2-2	2	2	8	1	0	0	0	18
Tolbert *	0-3	0-2	2-2	7	4	2	0	1	0	1	28
Diallo *	0-1	0-0	2-3	6	3	2	1	1	0	1	18
Moore *	3-10	2-5	3-4	7	0	11	3	2	0	1	36
Cardenas *	3-12	0-5	3-4	3	4	9	3	3	0	0	31
Gorener	2-6	0-4	0-0	1	3	4	1	2	0	0	20
Vaihola	6-7	0-0	0-0	3	2	12	0	2	0	0	23
Anderson	0-2	0-0	0-1	0	0	0	0	0	1	0	8
Elder	1-1	0-0	0-0	1	0	2	0	1	0	0	7
Tarbor	0-0	0-0	1-2	0	1	1	0	0	0	0	5
Simeth	0-0	0-0	0-0	1	0	0	0	0	0	0	2
Perry	0-1	0-1	0-0	1	0	0	0	1	0	0	2
King	0-0	0-0	0-0	0	0	0	0	0	0	0	1
TEAM				4							
Totals	17-49	4-19	13-18	36	19	51	9	13	1	3	200

San Diego State	FG	3FG	FT	R	F	TP	A	TO	S	B	MP
Johnson *	7-10	0-1	2-5	8	0	16	0	1	0	1	26
Mensah *	3-5	0-0	2-2	8	3	8	0	1	0	0	17
Butler *	3-7	1-3	1-3	3	4	8	5	0	1	0	27
Trammell *	2-7	2-5	1-1	3	3	7	2	0	1	0	23
Bradley *	5-13	1-2	3-3	0	1	14	2	0	0	0	22
Seiko	1-5	1-4	0-0	0	0	3	0	0	0	0	25
Parrish	1-2	0-0	0-0	4	2	2	1	1	1	0	20
LeDee	4-7	0-0	1-3	4	2	9	0	0	0	0	17
Arop	1-1	0-0	3-4	1	1	5	2	0	0	2	17
Saunders	0-1	0-1	0-1	1	0	0	0	0	0	0	2
Barnett	0-0	0-0	0-0	0	0	0	0	0	0	0	1
Alger	0-0	0-0	0-0	0	0	0	0	0	0	0	1
Broughton, Ty	0-0	0-0	0-0	0	0	0	0	0	0	0	1
Broughton, Tr	0-0	0-0	0-0	0	1	0	0	0	0	0	1
TEAM				3							
Totals	27-58	5-16	13-22	34	17	72	12	3	3	3	200

Halftime: San Diego State 33, San Jose State 14. **FG%:** San Diego State 46.6, San Jose State 34.7. **3FG%:** San Diego State 31.3, San Jose State 21.1. **FT%:** San Jose State 72.2, San Diego State 59.1. **Officials:** Shawn Lehigh, Randy Richardson, James Ford. **Technical:** Perry (San Jose State).



GAME 22

Nevada 75

No. 22 San Diego State 66

Jan. 31, 2023 | Reno, Nev.
Lawlor Events Center | Att.: 9,357

RENO, Nev. — Jarod Lucas scored 26 points and Will Baker had 19 points and eight rebounds as Nevada beat No. 22 San Diego State 75-66 on Tuesday night.

Kenan Blackshear added 18 points and seven assists for the Wolf Pack (17-6, 7-3 MW), who won their second consecutive home game against a ranked opponent for the first time in program history. Nevada defeated then-No. 25 New Mexico 97-94 in double overtime last week.

Matt Bradley scored 16 points to lead the Aztecs (17-5, 8-2 MW).

Neither team had more than a three-point lead from the 9:27 mark of the second half until Blackshear made a layup to give Nevada a 67-62 advantage with 1:57 to play.

The Wolf Pack went 6 for 6 from the free throw line in the final 69 seconds to seal it.

Nevada's victory snapped SDSU's nine-game winning streak in the series.

Baker scored five points as Nevada opened the second half with a 14-5 spurt to take a 42-35 lead. But then Lamont Butler drained a 3-pointer and Aguek Arop made a layup as SDSU quickly answered and tied it at 42 with 12:52 to play.

SDSU's Darrion Trammell was assessed a technical foul in the opening minutes when Lucas was knocked down after a whistle in front of the Nevada bench. Some jawing ensued and San Diego State coaches had to restrain some Aztecs players from leaving their bench.

Lucas and Bradley each had 11 points at the 7:23 mark of the first half, more than half their team's total in a 20-20 game.

Lucas, a senior who transferred from Oregon State following the 2021-22 season, scored seven points during a 10-1 Nevada run that erased the Aztecs' 11-4 lead. But neither team had more than a four-point edge the rest of the half and SDSU took a 30-28 advantage into the break.

San Diego State	FG	3FG	FT	R	F	TP	A	TO	S	B	MP
Johnson *	1-1	0-0	2-2	4	2	4	0	0	0	0	20
Mensah *	1-3	0-0	2-2	4	3	4	0	3	0	0	20
Butler *	1-6	1-3	0-0	2	5	3	5	2	0	0	21
Trammell *	4-10	0-5	0-0	1	2	10	4	2	2	0	22
Bradley *	6-14	3-8	1-1	3	1	16	2	0	0	0	27
Seiko	2-4	2-4	0-0	1	2	6	1	1	1	0	25
Parrish	1-4	1-3	3-4	3	4	6	0	0	0	0	24
LeDee	3-4	0-0	2-2	5	3	8	1	1	0	0	20
Arop	2-2	0-0	5-6	2	0	9	0	1	0	1	22
TEAM				3				1			
Totals	21-48	7-23	17-19	28	22	66	13	11	3	1	200

Nevada	FG	3FG	FT	R	F	TP	A	TO	S	B	MP
Williams *	0-3	0-2	0-0	4	4	0	2	1	1	0	24
Coleman *	3-6	3-6	2-2	3	2	11	2	1	1	3	39
Baker *	6-10	0-2	7-7	9	1	19	0	2	0	0	32
Lucas *	9-14	1-4	7-8	4	1	26	0	1	1	0	38
Blackshear *	7-14	1-3	3-4	1	2	18	7	1	2	1	36
Davidson	0-1	0-0	0-0	2	5	0	1	0	0	0	13
Foster	0-1	0-0	1-2	0	0	1	0	0	0	0	11
Powell	0-1	0-0	0-0	1	0	0	0	0	0	0	7
Pettigrew	0-0	0-0	0-0	0	1	0	0	0	0	0	2
TEAM				2				0			
Totals	25-50	5-17	20-23	26	16	75	12	6	5	4	200

Halftime: San Diego State 30, Nevada 28. **FG%:** Nevada 50.0, San Diego State 43.8. **3FG%:** San Diego State 30.4, Nevada 29.4. **FT%:** San Diego State 89.5, Utah State 87.0. **Officials:** Randy McCall, Eric Curry, DG Nelson. **Technical:** Trammell (San Diego State).



GAME 23

No. 22 San Diego State 72

Boise State 52

Feb. 3, 2023 | San Diego, Calif.
Viejas Arena | Att.: 12,414

SAN DIEGO — Nathan Mensah scored 17 points as No. 22 San Diego State raced past Boise State 72-52 Friday night in a showdown of the Mountain West Conference's top two teams.

Keshad Johnson added 10 for SDSU (18-5, 9-2), which regained sole possession of first place. Bradley came in leading the Aztecs at 13.2 points per game but didn't score until making a jumper with 9:16 to play, finishing with three points. Trammell came in averaging 11.1 and didn't score until making a shot earlier in the second half, finishing with four.

Max Rice scored 16 for Boise State (18-6, 8-3), which was without its point guard Marcus Shaver Jr., who was out with a high ankle sprain.

The Aztecs raced to a 43-21 halftime lead despite getting zero points from Bradley and Trammell. Mensah led the way with 12 points and Adam Seiko had nine.

Mensah had six points during a 14-0 run that carried the Aztecs to a 29-10 lead with 5:47 left before halftime. Seiko made two 3-pointers, including a 27-footer to cap the run just before a timeout.

The combination of SDSU's defense and the absence of Shaver was too much for the Broncos. BSU shot only 33.3% in the first half and was called for a 10-second violation late in the first half. The Aztecs blocked three shots in the first 20 minutes, two by Aguek Arop and one by Mensah.

Mensah blocked a shot with three minutes left that set up a slam dunk by Johnson on an alley-oop pass from Seiko for a 70-50 lead.

Mensah drew 10 fouls and made 9 of 12 free throws.

BIG PICTURE

San Diego State: It'll be touch-and-go whether the Aztecs remain in the AP Top 25. After popping back into the poll on Monday, the Aztecs lost 75-66 at Nevada on Tuesday night.

Boise State	FG	3FG	FT	R	F	TP	A	TO	S	B	MP
Degenhart *	4-10	1-4	0-0	4	4	9	1	1	1	0	27
Smith *	1-4	0-0	0-2	5	4	2	2	1	0	1	30
Agbo *	2-7	0-3	5-5	5	3	9	0	2	0	0	30
Rice *	7-15	0-5	2-2	1	3	16	2	0	3	0	35
Whiting *	0-2	0-2	0-0	4	0	0	2	4	0	0	16
Kuzmonovic	2-7	1-3	3-6	0	2	8	0	2	0	0	26
Young	0-1	0-1	1-2	4	0	1	1	0	0	1	12
Sylla	1-3	0-0	1-2	1	2	3	0	0	0	0	11
Minler	2-3	0-0	0-0	2	3	4	0	0	0	0	9
Smith	0-0	0-0	0-0	0	0	0	0	0	0	0	1
NgaNga	0-0	0-0	0-0	1	0	0	0	0	0	0	3
TEAM				1				2			
Totals	19-52	2-18	12-19	28	21	52	8	12	4	2	200

San Diego State	FG	3FG	FT	R	F	TP	A	TO	S	B	MP
Johnson *	5-5	0-0	0-1	5	1	10	0	1	0	0	23
Mensah *	4-4	0-0	9-12	6	1	17	0	1	0	2	25
Butler *	3-7	0-1	1-2	3	4	7	5	1	1	0	24
Trammell *	2-7	0-2	0-0	2	2	4	7	3	1	0	26
Bradley *	1-6	0-4	1-2	0	2	3	0	1	0	0	25
Arop	3-4	1-1	0-0	4	1	7	0	1	1	2	13
Seiko	3-7	3-7	0-0	0	0	9	1	1	0	0	19
Parrish	2-4	0-1	0-0	5	3	4	0	1	0	0	23
LeDee	2-5	0-1	5-6	4	2	9	0	0	0	0	16
Saunders	0-2	0-1	0-0	1	1	2	0	0	0	0	2
Johnson Jr.	0-0	0-0	0-0	1	0	0	0	0	0	0	1
Barnett	0-0	0-0	0-0	0	0	0	0	0	0	0	1
Alger	0-0	0-0	0-0	0	0	0	0	0	0	0	1
Broughton, Ty.	0-0	0-0	0-0	0	0	0	0	0	0	0	1
TEAM				5				0			
Totals	26-51	4-18	16-23	36	18	72	13	10	3	4	200

Halftime: San Diego State 43, Boise State 21. **FG%:** San Diego State 51.0, Boise State 36.5. **3FG%:** San Diego State 22.2, Boise State 11.1. **FT%:** San Diego State 69.6, Boise State 63.2. **Officials:** Tony Padilla, Verne Harris, Mike Scyphers. **Technical:** bench (San Diego State).



GAME 24

No. 25 San Diego State 63

Utah State 61

Feb. 8, 2023 | Logan, Utah
Dee Glen Smith Spectrum | 8,756

LOGAN, Utah - Matt Bradley scored 18 points and No. 25 San Diego State held on to beat Utah State 63-61 on Wednesday night.

Bradley made his first seven shots and went 7 of 10 from the field overall to help keep the Aztecs (19-5, 10-2 Mountain West) atop the conference standings.

Jaedon LeDee had 14 points and 10 rebounds, while Micah Parrish added 12 points for San Diego State. The Aztecs' top three scorers grabbed a combined 22 rebounds.

Utah State trailed by double digits much of the game until Dan Akin made a pair of free throws to cap a 9-0 run that cut San Diego State's lead to 62-61 with a minute left.

Max Shulga missed a potential winning jumper in the final seconds, and Keshad Johnson went 1 of 2 from the line with 1.8 seconds left to seal the victory for San Diego State. The Aztecs didn't score a basket over the final 5 1/2 minutes.

Steven Ashworth had 18 points, six assists and five rebounds for Utah State (19-6, 8-4). Taylor Funk added 11 points and eight rebounds for the Aggies, who lost at home for just the second time this season.

Darrion Trammell and Parrish made back-to-back 3-pointers to spark a 20-4 run that gave San Diego State a 28-17 lead late in the first half. Seven players scored for the Aztecs during that stretch.

Utah State struggled to find a spark on offense before halftime. After Ashworth hit a 3-pointer to put the Aggies up 13-8, the Aztecs limited Utah State to only three baskets over the final 13 minutes of the first half.

San Diego State increased its lead to 40-25 after Parrish and Johnson combined to score baskets over three straight possessions. Johnson capped the 7-0 spurt with a layup off a steal.

Utah State hit nine of its first 12 shots after halftime and cut a double-digit deficit to 56-51 midway through the second half. Sean Bairstow capped an 8-0 run to make it a two-possession game. Bradley and Parrish halted the run with back-to-back jumpers.

The Aggies put together another rally in the final five minutes before falling short. Still, Utah State drew several positives from how they fought their way back into the game.

BIG PICTURE

San Diego State: Stifling defense and efficient offense helped the Aztecs carve out an early double-digit lead and escape with their ninth win in their last 11 road games against Mountain West opponents.

San Diego State	FG	3FG	FT	R	F	TP	A	TO	S	B	MP
Johnson *	2-6	0-3	2-4	4	1	6	1	1	0	0	25
Mensah *	0-1	0-0	0-0	3	1	0	1	0	0	3	20
Butler *	2-12	0-3	0-0	2	2	4	5	3	1	0	36
Trammell *	2-5	1-2	0-1	1	2	5	1	0	0	0	10
Bradley *	7-10	2-2	2-4	6	2	18	1	2	3	0	26
Seiko	0-3	0-2	0-0	0	4	0	1	0	0	0	17
Parrish	5-10	2-4	0-0	6	5	12	0	1	1	0	21
LeDee	5-9	0-1	4-4	10	1	14	1	0	0	0	21
Arop	2-7	0-0	0-0	5	3	4	0	2	1	1	23
TEAM				5				4			
Totals	25-63	5-17	8-13	42	21	63	11	13	6	4	200

Utah State	FG	3FG	FT	R	F	TP	A	TO	S	B	MP
Funk *	4-9	2-4	1-2	9	2	11	0	1	2	3	33
Darius *	3-4	0-0	1-2	3	1	7	0	1	1	2	19
Bairstow *	4-13	1-5	0-0	6	2	9	4	0	1	1	35
Ashworth *	5-11	2-5	6-6	5	2	18	6	2	0	0	38
Shulga *	2-11	0-3	3-6	3	2	7	1	3	2	0	35
Akin	1-1	0-0	5-6	3	5	7	0	2	1	0	26
Hamedda	1-3	0-2	0-0	1	0	2	1	1	0	0	8
Eytle-Rock	0-0	0-0	0-0	0	0	0	0	0	0	0	5
TEAM				4				0			
Totals	20-52	5-19	16-22	34	15	61	12	10	7	6	200

Halftime: San Diego State 44, Utah State 28. **FG%:** San Diego State 39.7, Utah State 38.5. **3FG%:** San Diego State 29.4, Utah State 26.3. **FT%:** Utah State 72.7, San Diego State 61.5. **Officials:** Mike Reed, John Higgins, Nate Harris. **Technical:** Seiko, coach (San Diego State); Ashworth, Funk, coach (Utah State).



GAME 25

No. 25 San Diego State 82 UNLV 71

Feb. 11, 2023 | San Diego, Calif.
Viejas Arena | Att.: 12,414

SAN DIEGO — Adam Seiko scored all 18 points on 3-pointers and Matt Bradley added 17 points for No. 25 San Diego, the Mountain West Conference front-runner that beat UNLV 82-71 Saturday for its third straight win and seventh in eight games.

The Aztecs (20-5, 11-2 MWC) buried the Runnin' Rebels in a blizzard of 3-pointers and slam dunks, including during a 14-0 run midway through the first half, to sweep the season series and top UNLV the fifth straight time. Keshad Johnson scored 11 of his 14 points in the game's first 6 1/2 minutes and Nathan Mensah had 11 points and 11 rebounds.

SDSU has won 20 games in all six seasons under coach Brian Dutcher and for the 18th time since his predecessor and former boss, Steve Fisher, took over what had been a floundering program in 1999-2000.

Elijah Harkless scored 24 for UNLV (16-9, 5-8) before fouling out with 2:05 to go. Keshon Gilbert added 19 for the Runnin' Rebels, who didn't get their first assist until two minutes into the second half.

SDSU led by 23 points with 7:45 to play before the Rebels cut the gap. The Aztecs made 12 of 28 3-pointers overall and 7 of 19 in the first 20 minutes, when they dominated from the opening tip and led 43-23 at halftime.

SDSU opened the game with alley-oop slam dunks by Mensah and Johnson, with Lamont Butler assisting on both, and then began raining 3s on the Runnin' Rebels.

Seiko and Micah Parrish opened the 14-0 run with 3-pointers before the Aztecs showed a strong inside game with three straight slam dunks by Butler, Mensah - who converted a 3-point play - and Bradley to take a 30-11 lead. Butler grabbed a loose ball and swooped in for his dunk and Bradley had a steal to set up his dunk.

Johnson's early points included a 3-pointer and a steal, after which he went coast-to-coast for a layup. Seiko had three 3-pointers in each half.

The Aztecs had 21 turnovers, including 13 in the second half.

BIG PICTURE

San Diego State: The Aztecs should solidify their spot in The Associated Press Top 25 after winning 63-61 at Utah State on Wednesday night and then easily handling UNLV. SDSU held on against Utah State after blowing most of a 16-point halftime lead.

UNLV	FG	3FG	FT	R	F	TP	A	TO	S	B	MP
Iwuakor	* 0-0	0-0	0-0	1	2	0	0	1	0	0	20
Parquet	* 1-4	0-1	0-0	1	2	1	0	2	1	0	21
Gilbert	* 7-12	0-1	5-5	2	4	19	3	4	0	0	27
Rodriguez	* 0-8	0-6	3-4	4	2	3	0	1	0	0	27
Harkless	* 5-12	3-6	11-13	23	5	24	2	3	2	0	29
McCabe	1-5	0-2	0-0	0	0	2	1	0	0	0	16
Muoka	5-6	0-0	2-4	3	1	12	0	0	2	0	20
Webster	1-3	1-3	0-0	2	0	3	0	0	0	0	17
Nowell	2-4	2-3	0-0	0	2	6	3	0	4	0	23
TEAM				7				1			
Totals	22-54	6-22	21-26	23	17	71	10	10	10	1	200

San Diego State	FG	3FG	FT	R	F	TP	A	TO	S	B	MP
Johnson	* 6-9	1-2	1-2	4	3	14	2	0	1	1	22
Mensah	* 4-7	0-0	3-5	11	2	11	0	1	0	0	24
Butler	* 3-8	1-5	0-0	7	4	7	7	5	1	0	26
Trammell	* 0-4	0-0	0	1	0	6	6	0	2	3	23
Bradley	* 6-8	3-5	2-2	4	3	17	2	1	1	1	25
LeDee	2-5	0-0	2-3	3	3	6	1	2	1	1	20
Seiko	6-11	6-10	0-0	2	2	18	1	1	0	0	25
Parrish	4-8	1-4	0-0	4	3	9	1	1	1	0	24
Arop	0-0	0-0	0-0	1	2	0	3	1	0	0	9
Saunders	0-0	0-0	0-0	0	0	0	0	0	0	0	3
TEAM				4			3				
Totals	31-60	12-28	8-12	42	23	82	23	21	5	5	200

Halftime: San Diego State 43, UNLV 23. **FG%:** San Diego State 51.7, UNLV 40.7. **3FG%:** San Diego State 42.9, UNLV 27.3. **FT%:** UNLV 80.8, San Diego State 66.7. **Officials:** Verne Harris, Kelly Pfeifer, Glen Mayberry. **Technical:** LeDee (San Diego State).



GAME 26

No. 21 San Diego State 45 Fresno State 43

Feb. 15, 2023 | Fresno, Calif.
Save Mart Center | Att.: 7,012

FRESNO, Calif. - Matt Bradley scored 10 points and No. 21 San Diego State slipped past Fresno State 45-43 on Wednesday night.

"I told the guys I don't care what anybody says, it was a beautiful win," San Diego State coach Brian Dutcher said. "We find a way to win. That's it."

San Diego State (21-5, 12-2 Mountain West Conference) has won four in a row and eight of nine overall, extending its win streak against the Bulldogs to eight games.

Nathan Mensah had eight points, eight rebounds and four blocks for SDSU, and Keshad Johnson added seven points and eight blocks.

Isaiah Hill converted a three-point play and Anthony Holland made a 3-pointer before Jemarl Baker Jr. hit a turnaround jumper to cap an 8-0 run that gave Fresno State a 41-40 lead with 4:51 to play.

Darrion Trammell answered with a layup about a minute later and Jaedon LeDee hit one of two free throws to put SDSU ahead by two.

Hill made a layup that tied it 43-all with 2:42 remaining, but Fresno State went 0 for 6 from the field the rest of the way. LeDee sank one of two free throws with 2:07 left to give the Aztecs a 44-43 lead, and Mensah added a foul shot with six seconds to go. Hill missed a shot for the Bulldogs as time expired.

"I couldn't be more proud of our effort, how we hung together," Dutcher said. "Sometimes when things aren't going well, teams will crumble. They'll separate. They'll get frustrated. And we just stay singularly focused on trying to win the game."

Hill led Fresno State (9-16, 5-9) with 16 points and Eduardo Andre had 10 points, nine rebounds, two blocks and two steals.

The Bulldogs shot 31% (17 of 55) from the field and went just 2 of 25 from 3-point range.

Hill scored 11 points and Andre added eight points with five rebounds in the first half as Fresno State took a 25-23 lead into the break despite shooting 1 of 10 from 3-point distance and committing 10 turnovers.

Fresno State shot 6 of 28 (21.4%) from the field and scored just 18 points in the second half.

San Diego State is 9-0 this season when holding its opponent under 60 points.

UP NEXT

San Diego State hosts Colorado State on Tuesday.

San Diego State	FG	3FG	FT	R	F	TP	A	TO	S	B	MP
Johnson	* 2-4	1-1	2-3	10	2	7	0	2	1	0	29
Mensah	* 3-5	0-0	2-6	8	1	8	2	1	0	4	24
Butler	* 1-6	0-2	0-0	2	1	2	1	1	2	0	29
Trammell	* 2-6	0-1	0-0	1	0	4	2	0	3	0	26
Bradley	* 4-12	2-3	0-1	3	1	10	3	2	3	1	29
Seiko	0-1	0-1	0-0	0	0	0	1	0	0	0	19
Parrish	2-8	2-3	0-0	3	1	6	0	1	0	0	19
LeDee	1-6	0-0	4-6	5	2	6	0	1	0	0	12
Arop	1-1	0-0	0-0	1	4	2	0	2	1	1	13
TEAM				1			2				
Totals	16-49	5-11	8-16	34	12	45	9	12	10	6	200

Fresno State	FG	3FG	FT	R	F	TP	A	TO	S	B	MP
Andre	* 5-10	0-0	0-0	9	5	10	3	2	2	2	34
Baker Jr.	* 2-14	0-0	0-0	5	1	4	1	0	0	0	34
Hill	* 6-16	1-9	3-3	6	3	16	3	5	0	0	35
Collier	* 0-2	0-0	0-0	4	1	0	0	2	1	0	31
Holland	* 1-3	1-2	0-0	9	3	3	1	1	2	0	34
Yap	1-5	0-2	4-4	1	0	6	0	1	0	0	15
Campbell	2-5	0-3	0-0	2	0	4	0	0	0	1	14
Whitaker	0-0	0-0	0-0	0	1	0	0	1	0	0	3
TEAM				2			2				
Totals	17-55	2-26	7-7	38	14	43	8	14	5	3	200

Halftime: Fresno State 25, San Diego State 23. **FG%:** San Diego State 32.7, Fresno State 30.9. **3FG%:** San Diego State 45.5, Fresno State 7.7. **FT%:** Fresno State 100.0, San Diego State 50.0. **Officials:** Gregory Nixon, Larry Spaulding, Tommy Nunez. **Technical:** none.



GAME 27

No. 22 San Diego State 77 Colorado State 58

Feb. 21, 2023 | San Diego, Calif.
Viejas Arena | Att.: 12,414

SAN DIEGO — Jaedon LeDee scored 14 points and Matt Bradley scored 10 of his 13 in the first four minutes of the second half for No. 22 San Diego State, which overwhelmed Colorado State 77-58 Tuesday night for its fifth straight win.

Bradley, SDSU's leading scorer, appeared to hurt a finger on his left hand and was subbed out during a timeout with 7:47 left and the Aztecs leading 69-48. He returned with 4:55 to go but didn't play the final two minutes.

Micah Parrish added 12 and Lamont Butler and Darrion Trammell had 11 each for SDSU (22-5, 13-2 Mountain West), which solidified its lead in the conference race. The Aztecs have won nine of their last 10 games dating to an 82-76 overtime win at Colorado State on Jan. 18.

John Tonje scored 18 and Isaiah Rivera 15 for the Rams (12-16, 4-11), who have lost seven of nine.

The Aztecs used their trademark tough defense to take a 41-26 lead at halftime, when Bradley had just three points. But the senior guard got hot right away in the second half, hitting a 3-pointer, a jumper, a layup and another 3-pointer that gave the Aztecs a 52-32 lead and forced the Rams to call time out.

Bradley's only points in the first half came in a 3-point play less than four minutes in. Lamont Butler also converted a 3-point play and Darrion Trammell hit a 3-pointer to help the Aztecs start to pull away.

But it was the Aztecs' defense that stood out. They forced a shot-clock violation and a 10-second violation early on, and the Rams had 10 turnovers in the first half.

BIG PICTURE

San Diego State: The Aztecs have beaten the Rams 10 times in the last 12 games overall and 10 of the last 12 times at Viejas Arena.

Colorado State: The Rams were coming off a thrilling finish at Fresno State, when they outscored the Bulldogs 12-2 in the final 1:30 to win 60-57. The Aztecs scored only 45 points in beating the Bulldogs by two points three nights earlier.

Colorado State	FG	3FG	FT	R	F	TP	A	TO	S	B	MP
Cartier	* 1-3	0-1	0-0	4	4	2	1	3	0	0	24
Tonje	* 7-12	1-3	3-4	3	2	18	1	1	1	0	27
Stevens	* 7-13	0-2	1-1	1	1	15	2	3	2	0	38
Hebb	* 0-4	0-1	2-2	2	1	2	1	1	0	0	15
Rivera	* 1-1	0-0	0-0	1	2	2	1	2	0	0	12
Jackson	3-4	0-0	1-2	7	3	7	0	2	1	0	25
Moors	2-4	0-1	0-0	2	2	4	0	0	0	0	17
Lake	1-5	1-4	0-0	1	1	3	1	1	1	0	24
Palmer	2-4	1-2	0-0	3	2	5	1	0	0	1	19
Young	0-0	0-0	0-0	0	0	0	1	0	0	0	42
TEAM				2			3				
Totals	24-50	3-14	7-9	26	18	58	9	16	5	1	200

San Diego State	FG	3FG	FT	R	F	TP	A	TO	S	B	MP
Johnson	* 0-4	0-2	1-2	6	1	1	1	0	0	0	24
Mensah	* 3-4	0-0	0-0	3	3	6	0	1	2	1	16
Butler	* 3-4	0-1	5-5	3	1	11	5	2	3	0	24
Trammell	* 4-8	1-3	2-3	2	0	11	5	1	0	0	29
Bradley	* 5-9	2-5	1-1	2	0	13	1	1	0	1	24
LeDee	4-8	0-1	6-6	6	1	14	0	1	0	0	21
Seiko	0-3	0-2	0-0	2	1	0	0	1	0	0	20
Parrish	4-8	3-5	1-2	2	1	12	1	0	2	0	19
Arop	3-4	0-0	3-4	2	0	9	0	0	1	1	15
Saunders	0-0	0-0	0-0	1	0	0	0	0	1	0	2
Barnett	0-1	0-1	0-0	0	0	0	0	0	0	0	2
Johnson Jr.	0-0	0-0	0-0	0	0	0	0	0	0	0	2
Broughton, Ty.	0-1	0-1	0-0	0	0	0	0	0	0	0	2
Broughton, Ty.	0-0	0-0	0-0	0	0	0	0	0	0	0	2
TEAM				2			2				
Totals	26-54	6-21	19-23	29	8	77	13	9	9	3	200

Halftime: San Diego State 41, Colorado State 26. **FG%:** San Diego State 48.1, Colorado State 48.0. **3FG%:** San Diego State 28.6, Colorado State 21.4. **FT%:** San Diego State 82.6, Colorado State 77.8. **Officials:** Jerry Pollard, Eric Curry, Scott Brown. **Technical:** none.



GAME 28

No. 22 San Diego State 73 New Mexico 71

Feb. 25, 2023 | Albuquerque, N.M.
The Pit | Att.: 15,431

ALBUQUERQUE, N.M. — Lamont Butler's 3-pointer at the buzzer gave No. 22 San Diego State a 73-71 win over New Mexico on Saturday night.

After Jaelen House's steal and end-to-end run for a layup with 5.6 seconds left gave New Mexico a 71-70 lead, Butler unhurriedly brought the ball up court before dropping his shot, giving him 10 points for the Aztecs (23-5, 14-2 Mountain West).

"I got the ball with around 5 seconds to go," Butler said. "I got to half court and I fumbled it a little bit. As soon as I looked up, there were 2 seconds left and I knew I had to let it go. I'm just happy the shot went in."

It appeared Micah Parrish's 3-pointer with 23 seconds left that put San Diego State up 70-66 was going to be enough. But Jamal Mashburn Jr. was fouled on a 3-point attempt with 16.7 seconds remaining and he hit all three free throws - setting the stage for the wild closing sequence.

"I was calm," Butler said. "I knew Dutch (Aztecs coach Brian Dutcher) drew up the play for me, so I knew I had to make a play to win the game. So many hours I put in, I came out today and shot the shot and I'm glad it went in."

Dutcher said the play was actually designed for Butler to take the ball to the basket.

"Obviously, I didn't draw a play up for Lamont to come down and shoot a 3 with 6 seconds," he said. "I said we have six dribbles with 6 seconds. We tried to get him up the sidelines and get him to the rim, try to win it at the rim."

"But he came to the middle, I don't know if they sent him to the middle or he came there, but he had the poise to raise up and knock down a really hard 3-point shot."

Darrion Trammell scored 18 points to lead the Aztecs, while Matt Bradley added 11 as San Diego State won a sixth straight.

Mashburn finished with 20 for New Mexico (20-9, 7-9) and House had 15.

BIG PICTURE

While the Aztecs' vaunted defense was absent for the first 30 minutes of the game, it clamped down by holding New Mexico without a bucket for more than four minutes late in the second half as they climbed back from a 56-47 deficit. Before forcing seven straight misses, San Diego State was allowing the Lobos to score at almost a 55% clip.

San Diego State	FG	3FG	FT	R	F	TP	A	TO	S	B	MP
Johnson *	4-7	1-1	0-0	10	1	9	0	1	1	2	29
Mensah *	3-3	0-0	0-0	6	4	6	1	1	2	1	23
Butler *	4-11	2-4	0-0	4	2	10	2	3	1	0	20
Trammell *	6-15	4-9	2-4	2	1	18	3	2	2	0	32
Bradley *	5-15	1-4	0-0	5	0	11	7	1	0	0	30
Arop *	3-7	0-0	0-0	6	3	6	1	1	0	1	20
Seiko	1-4	0-2	0-0	2	1	2	1	1	0	0	19
Parrish	3-5	1-1	0-0	1	1	7	2	1	0	0	20
LeDee	2-3	0-1	0-0	0	5	4	0	0	0	1	9
TEAM	5 1										
Totals	31-70	9-22	2-4	41	18	73	17	12	6	5	200

New Mexico	FG	3FG	FT	R	F	TP	A	TO	S	B	MP
Udeze *	4-8	0-0	3-4	10	1	11	2	0	0	1	37
Allick *	1-1	0-0	0-0	1	5	2	0	1	0	0	35
Mashburn Jr. *	2-11	1-3	3-3	2	4	8	0	0	2	0	34
House *	3-12	2-7	4-4	6	4	12	2	2	4	1	30
Johnson *	9-19	3-8	9-12	2	2	30	7	4	1	0	25
Jenkins	1-3	1-1	0-0	3	4	3	0	1	0	0	22
Seck	3-7	2-3	3-5	3	1	11	1	3	0	0	18
Dent	0-0	0-0	1-2	4	1	1	0	0	0	0	10
TEAM	3 0										
Totals	24-54	7-15	16-22	30	13	71	13	10	5	1	200

Halftime: New Mexico 37, San Diego State 27. **FG%:** New Mexico 44.4, San Diego State 44.3. **3FG%:** New Mexico 46.7, San Diego State 40.9. **FT%:** New Mexico 72.7, San Diego State 50.0. **Officials:** Mike Reed, Gregory Nixon, Glen Mayberry. **Technical:** Johnson (San Diego State).



GAME 29

Boise State 66 No. 18 San Diego State 60

Feb. 28, 2023 | Boise, Idaho
ExtraMile Arena | Att.: 12,208

BOISE, Idaho - Max Rice scored 26 points and reeled off 12 straight points in a 14-0 run to close out the game and Boise State beat No. 18 San Diego State 66-60 on Tuesday night.

The Broncos (23-7, 13-4 Mountain West Conference) avenged a 20-point loss to San Diego State on Feb. 3 and remained perfect at home in conference play. It was the Broncos' first win over a ranked team this season.

And Boise State coach Leon Rice couldn't have been prouder of his son's sterling performance in the Broncos' biggest win of the season thus far.

San Diego State (23-6, 14-3), which had already claimed a share of the conference crown with its buzzer-beating win over New Mexico on Saturday, failed to hold onto a late nine-point lead.

"We played pretty good for three quarters of the game, but with five minutes to go, Boise stepped their game up," San Diego State coach Brian Dutcher said. "Sometimes in basketball you don't get what you deserve, but tonight we got what we deserved. We didn't execute down the stretch. Part of that's on us, but part of that's on Boise State and its well-coached Leon Rice team that came away with a big win today."

With the Aztecs staked to a comfortable 60-52 lead with 4:48 remaining, Max Rice took over.

Playing in what could be his final home game on senior night, Rice hit a free throw before sinking a trio of 3-pointers to give Boise State a 62-60 lead, its first since the 17:01 mark of the second half.

Then on the Aztecs' next possession, Rice stole a pass at mid-court and drove in for a layup, sending the Boise State crowd into a frenzy.

Marcus Shaver Jr., who missed the first meeting between the two teams with a right ankle injury, hit two free throws to push the lead to six in the final minute.

San Diego State couldn't hit a shot over its final two possessions and the Broncos ran out the clock, resulting in the Boise State fans storming the court.

Tyson Degenhart scored 14 for Boise State, while Najee Smith added 10.

Matt Bradley paced San Diego State with 16 points, and Parrish chipped in 11.

San Diego State can still win the regular-season conference title outright with a victory against Mountain West cellar dwellers Wyoming on Saturday.

San Diego State	FG	3FG	FT	R	F	TP	A	TO	S	B	MP
Johnson *	2-3	0-1	0-0	2	3	4	0	0	1	1	17
Mensah *	1-3	0-1	0-0	3	2	2	2	1	0	2	24
Butler *	1-4	1-1	0-0	4	3	3	1	2	1	0	20
Trammell *	2-9	1-6	2-3	0	1	7	2	2	1	0	29
Bradley *	6-15	2-6	2-2	6	0	16	1	2	2	0	30
Seiko	1-1	1-1	0-0	1	0	3	0	0	0	0	18
Parrish	3-6	2-3	3-3	3	3	11	1	1	0	1	24
LeDee	3-7	0-0	2-3	2	0	8	0	2	2	0	18
Arop	3-3	0-0	0-0	1	2	6	1	0	2	0	21
TEAM	2 2										
Totals	22-51	7-19	9-11	24	14	60	8	12	9	4	200

Boise State	FG	3FG	FT	R	F	TP	A	TO	S	B	MP
Degenhart *	6-9	1-3	1-2	3	0	14	1	3	1	0	39
Smith *	3-5	2-2	2-2	6	3	10	1	4	1	0	28
Milner *	1-2	0-0	0-0	3	4	2	0	2	0	2	17
Shaver Jr. *	2-11	1-6	4-4	7	2	9	2	2	0	0	35
Rice *	9-16	5-8	3-4	3	2	26	0	1	1	0	34
Agbo	2-6	0-3	1-2	5	1	5	0	0	2	0	33
Whiting	0-3	0-0	0-0	4	0	3	1	1	0	0	14
Young	0-0	0-0	0-0	0	0	0	0	0	0	0	0+
Sylla	0-0	0-0	0-0	0	0	0	0	0	0	0	0+
TEAM	4 1										
Totals	23-52	9-22	11-14	35	12	66	7	14	6	2	200

Halftime: San Diego State 30, Boise State 27. **FG%:** Boise State 44.2, San Diego State 43.1. **3FG%:** Boise State 40.9, San Diego State 36.8. **FT%:** San Diego State 81.8, Fresno State 78.6. **Officials:** Tony Padilla, Nate Harris, Kevin Brill. **Technical:** none.



GAME 30

No. 18 San Diego State 67 Wyoming 50

March 4, 2023 | San Diego, Calif.
Viejas Arena | Att.: 12,414

SAN DIEGO - Jaedon LeDee scored 21 points and Adam Seiko 14 for the No. 18 San Diego State Aztecs, who celebrated the outright regular-season Mountain West Conference title with a 67-50 victory against Wyoming on Saturday night.

Matt Bradley added 11 points for the Aztecs (24-6, 15-3 MWC), who clinched the conference championship at halftime, thanks to Boise State's 86-73 loss at Utah State.

The Aztecs had earned a share of the title a week earlier with a buzzer-beating win at New Mexico, but missed taking it outright when they failed to hold a late nine-point lead and lost 66-60 at Boise State on Tuesday night.

But that gave a sellout crowd of 12,414 at Viejas Arena the chance to celebrate and watch the players cut down the nets on Senior Night. It's the third regular-season title in Brian Dutcher's six seasons as coach.

Dutcher did a "trust fall" from a ladder after cutting the final piece of net, falling backward into the arms of his players before heading to a locker room celebration.

SDSU heads to Las Vegas as the No. 1 seed in pursuit of its seventh MWC tournament title and an automatic berth in the NCAA Tournament.

The Aztecs have won nine regular-season MWC titles, eight of them outright. Both are records. Coupled with six tournament titles, SDSU has won a record 15 league championships overall. The next closest school is New Mexico with eight.

Jeremiah Oden scored 17 and Xavier DuSell had 16 for last-place Wyoming (9-21, 4-14), which was coming off an impressive win against Nevada but couldn't keep pace with the Aztecs.

SDSU led by one point six minutes into the game before taking control with a 10-0 run. LeDee started it with a slam dunk, Darrion Trammell and Micah Parrish hit 3-pointers and Aguek Arop scored inside for a 19-8 lead.

The Aztecs pushed the lead to 34-15 before Wyoming scored the last seven points of the half.

SDSU had a season-high nine blocked shots, three by Arop.

Bradley hit a step-back corner 3 with 1:57 left, his final shot at home.

Wyoming	FG	3FG	FT	R	F	TP	A	TO	S	B	MP
Thompson *	1-6	0-4	0-0	5	3	2	2	1	0	1	22
Oden *	7-15	2-5	1-2	2	2	17	1	4	1	1	32
Wenzel *	2-6	2-5	0-0	4	4	6	2	1	2	0	30
Maldonado *	1-11	0-2	1-3	5	0	3	2	1	1	0	39
DuSell *	5-9	4-5	2-2	3	0	16	2	1	1	0	37
Foster	1-3	0-0	0-0	2	1	2	3	1	0	0	28
Powell	1-23	0-0	2-2	2	4	4	1	0	1	0	11
Barnhart	0-0	0-0	0-0	0	0	0	0	0	0	0	1
Roberson	0-0	0-0	0-0	0	0	0	0	1	0	0	1
TEAM	5 0										
Totals	18-53	8-21	6-9	28	14	50	13	10	6	2	200

San Diego State	FG	3FG	FT	R	F	TP	A	TO	S	B	MP
Johnson *	2-6	0-1	0-0	6	2	4	0	1	0	0	26
Mensah *	0-2	0-0	4-4	3	1	4	1	2	0	1	20
Arop *	2-7	0-0	0-0	5	0	4	0	0	1	3	12
Seiko *	5-7	4-5	0-0	1	1	14	2	0	2	0	21
Bradley *	3-7	1-2	4-5	1	1	11	1	1	0	1	25
Parrish	2-6	2-4	0-0	6	2	6	2	1	1	2	25
Butler	0-3	0-2	0-0	3	3	0	6	2	2	0	22
Trammell	1-6	1-3	0-0	2	2	3	2	2	0	0	21
LeDee	8-9	0-0	5-6	8	1	21	1	0	0	2	24
Barnett	0-1	0-0	0-0	0	0	0	0	0	0	0	1
Johnson Jr.	0-0	0-0	0-0	0	0	0	0	0	0	0	1
Alger	0-0	0-0	0-0	0	0	0	0	0	0	0	1
Ty. Broughton	0-0	0-0	0-0	0	0	0	0	0	0	0	1
Tr. Broughton	0-0	0-0	0-0	0	0	0	0	0	0	0	1
TEAM	5 0										
Totals	23-54	8-17	13-15	40	13	67	15	9	6	9	200

Halftime: San Diego State 34, Wyoming 22. **FG%:** San Diego State 42.6, Wyoming 34.0. **3FG%:** San Diego State 47.1, Wyoming 38.1. **FT%:** San Diego State 86.7, Wyoming 66.7. **Officials:** David Hall, Mike Littlewood, Tommy Nunez. **Technical:** none.

Mountain West Tournament

2000 | Seed: #8

Quarters M.9 Las Vegas, Nev. (TM) (#1) UNLV L 72-77

2001 | Seed: #7

Quarters M.8 Las Vegas, Nev. (TM) (#3) Wyoming L 58-73

2002 | Seed: #5 | Mountain West Champion

Quarters M.7 Las Vegas, Nev. (TM) (#4) BYU W 62-51
Semis M.8 Las Vegas, Nev. (TM) (#1) Wyoming W 70-69
Champ M.9 Las Vegas, Nev. (TM) (#3) UNLV W 78-75

2003 | Seed: #5

Quarters M.13 Las Vegas, Nev. (TM) (#4) UNLV L 67-83

2004 | Seed: #6

Quarters M.11 Denver, Colo. (PC) (#3) Utah L 69-75

2005 | Seed: #6

Quarters M.10 Denver, Colo. (PC) (#3) Air Force W 73-68
Semis M.11 Denver, Colo. (PC) (#2) New Mexico L 67-77

2006 | Seed: #1 | Mountain West Champion

Quarters M.9 Denver, Colo. (PC) (#8) Colorado State W 64-52
Semis M.10 Denver, Colo. (PC) (#4) UNLV W 63-60
Champ M.11 Denver, Colo. (PC) (#7) Wyoming ot-W 69-64

2007 | Seed: #3

Quarters M.8 Las Vegas, Nev. (TM) (#6) Colorado State L 64-69

2008 | Seed: #4

Quarters M.13 Las Vegas, Nev. (TM) (#5) Air Force W 53-49
Semis M.14 Las Vegas, Nev. (TM) (#1)(24/23) BYU L 54-63

2009 | Seed: #4

Quarters M.12 Las Vegas, Nev. (TM) (#5) UNLV W 71-57
Semis M.13 Las Vegas, Nev. (TM) (#1)(25/-) BYU W 64-62
Champ M.14 Las Vegas, Nev. (TM) (#2) Utah L 50-52

2010 | Seed: #4 | Mountain West Champion

Quarters M.11 Las Vegas, Nev. (TM) (#5) Colorado State W 72-71
Semis M.12 Las Vegas, Nev. (TM) (#1)(8/8) New Mexico W 72-69
Champ M.13 Las Vegas, Nev. (TM) (#3) UNLV W 55-45

2011 | Seed: #2 | Mountain West Champion

Quarters M.10 Las Vegas, Nev. (TM) (#7) Utah W 64-50
Semis M.11 Las Vegas, Nev. (TM) (#3) UNLV W 74-72
Champ M.12 Las Vegas, Nev. (TM) (#1)(8/8) BYU W 72-54

2012 | Seed: #1

Quarters M.8 Las Vegas, Nev. (TM) (#8) Boise State W 65-62
Semis M.9 Las Vegas, Nev. (TM) (#4) Colorado State W 79-69
Champ M.10 Las Vegas, Nev. (TM) (#2) New Mexico L 59-68

2013 | Seed: #4

Quarters M.13 Las Vegas, Nev. (TM) (#5) Boise State W 73-67
Semis M.14 Las Vegas, Nev. (TM) (#1)(15/14) New Mexico L 50-60

2014 | Seed: #1

Quarters M.13 Las Vegas, Nev. (TM) (#8) Utah State W 73-39
Semis M.14 Las Vegas, Nev. (TM) (#4) UNLV W 59-51
Champ M.15 Las Vegas, Nev. (TM) (#2) (20/20) New Mexico L 58-64

2015 | Seed: #2

Quarters M.12 Las Vegas, Nev. (TM) (#7) UNLV W 67-64
Semis M.13 Las Vegas, Nev. (TM) (#3) Colorado State W 56-43
Champ M.14 Las Vegas, Nev. (TM) (#4) Wyoming L 43-45

2016 | Seed: #1

Quarters M.10 Las Vegas, Nev. (TM) (#9) Utah State W 71-65
Semis M.11 Las Vegas, Nev. (TM) (#5) Nevada W 67-55
Champ M.12 Las Vegas, Nev. (TM) (#2) Fresno State L 63-68

2017 | Seed: #6

Opening M.8 Las Vegas, Nev. (TM) (#11) UNLV ot-W 62-52
Quarters M.9 Las Vegas, Nev. (TM) (#3) Boise State W 87-68
Semis M.10 Las Vegas, Nev. (TM) (#2) Colorado State L 63-71

2018 | Seed: #5 | Mountain West Champion

Quarters M.8 Las Vegas, Nev. (TM) (#4) Fresno State W 64-52
Semis M.9 Las Vegas, Nev. (TM) (#1) (22/22) Nevada W 90-73
Champ M.10 Las Vegas, Nev. (TM) (#3) New Mexico W 82-75

2019 | Seed: #4

Quarters M.14 Las Vegas, Nev. (TM) (#5) UNLV W 63-55
Semis M.15 Las Vegas, Nev. (TM) (#1) (14/17) Nevada W 65-56
Champ M.16 Las Vegas, Nev. (TM) (#2) (rv/rv) Utah State L 57-64

2020 | Seed: #1

Quarters M.4 Las Vegas, Nev. (TM) (#9) Air Force W 73-60
Semis M.5 Las Vegas, Nev. (TM) (#5) Boise State W 81-68
Champ M.6 Las Vegas, Nev. (TM) (#2) Utah State L 56-59

2021 | Seed: #1 | Mountain West Champion

Quarters M.11 Las Vegas, Nev. (TM) (#8) Wyoming W 69-66
Semis M.12 Las Vegas, Nev. (TM) (#5) Nevada W 77-70
Champ M.13 Las Vegas, Nev. (TM) (#2) Utah State W 68-57

2022 | Seed: #3

Quarters M.10 Las Vegas, Nev. (TM) (#6) Fresno State W 53-46
Semis M.11 Las Vegas, Nev. (TM) (#2) (23/24) Colorado State W 63-58
Champ M.12 Las Vegas, Nev. (TM) (#1) Boise State L 52-53

AA - Arena-Auditorium (Laramie, Wyo.); DC - Delta Center (Salt Lake City, Utah); HA - Don Haskins Center (El Paso, Texas); HC - Huntsman Center (Salt Lake City, Utah); MC - Marriott Center (Provo, Utah); PC - Pepsi Center (Denver, Colo.); PI - The Pit (Albuquerque, N.M.); TM - Thomas & Mack Center (Las Vegas, Nev.).

MW Tournament Composite

School	W	L	Pct.	OR	QF	SF	CH	SD vs.
San Diego State	39	17	.696	1-0	18-5	14-4	6-8	-
Utah State	14	7	.667	5-0	4-5	3-1	2-1	3-2
UNLV	28	19	.596	4-1	12-8	9-5	3-5	9-2
New Mexico	20	19	.513	2-4	8-11	6-2	4-2	2-4
Fresno State	8	9	.471	3-1	3-6	1-2	1-0	2-1
Nevada	8	9	.471	1-2	5-4	1-3	1-0	4-0
Boise State	8	10	.444	2-0	4-7	1-3	1-0	4-1
Colorado State	16	22	.421	3-5	10-8	2-8	1-1	5-2
Wyoming	16	22	.421	4-6	9-8	2-7	1-1	3-2
Air Force	6	23	.207	6-6	0-17	0-0	0-0	3-0
San Jose State	0	8	.000	0-8	0-0	0-0	0-0	0-0

SDSU Record By MW Seed

SDSU	Opponent Seed													
Seed	Yrs.	W-L	CH	1	2	3	4	5	6	7	8	9	10	11
No. 1	6	14-4	2	-	1-4	3-0	3-0	1-0	4-0	2-0				
No. 2	2	5-1	1	1-0	-	2-0	0-1		2-0					
No. 3	2	2-2		0-1	1-0	-		1-1						
No. 4	5	9-4	1	3-1	0-2	1-0	-	5-0						
No. 5	3	6-1	2	2-0		2-0	2-1	-						
No. 6	3	3-3			0-2	2-1		-						1-0
No. 7	1	0-1				0-1								
No. 8	1	0-1		0-1										
Totals	22	37-16	6	6-3	1-8	7-2	5-2	8-0	0-1	3-0	4-0	2-0	0-0	1-0

Points

152 by Malik Pope, 2015-18 (12 games)

Scoring Average

20.4 by Brandon Heath, 2004-07 (7 games)

Rebounds

73 by Marcus Slaughter, 2004-06 (6 games)

Rebound Average

12.2 by Marcus Slaughter, 2004-06 (6 games)

Assists

31 by Richie Williams, 2006-09 (9 games)

Assist Average

4.3 by Lorenzo Wade, 2007-09 (6 games)

Minutes Played

350, Matt Mitchell, 2018-21 (12 gms.)

Average Minutes Played

36.6 by Brandon Heath, 2004-07 (7 games)

Field Goals

57 by Malik Pope, 2015-18 (12 games)

Free Throws

42, Matt Mitchell, 2018-21 (12 gms.)

Three-Point Field Goals

22 by Chase Tapley, 2010-13 (11 games)

Blocked Shots

22 by Skylar Spencer, 2013-16 (11 games)

Steals

19 by Chase Tapley, 2010-13 (11 games)

Mountain West Tournament Game Records/Superlatives

Individual

Points Scored

28, Trey Kell vs. New Mexico, 3-10-18
 Billy White vs. New Mexico, 3-12-10
 Brandon Heath vs. Air Force, 3-10-05

Field Goals

11, Billy White vs. New Mexico, 3-12-10

Field Goals Attempted

27, Brandon Heath vs. Wyoming, 3-11-06

Highest Field Goal Percentage (min. 5 made)

.875 (7-8), Max Hoetzel vs. Boise State, 3-9-17
 Jerome Habel vs. Colorado State, 3-8-07

3-Point Field Goals

5, Aqeel Quinn at UNLV, 3-12-15
 Chase Tapley vs. New Mexico, 3-10-12
 Brandon Heath vs. Colorado State, 3-8-07

3-Point Field Goals Attempted

10, Brandon Heath vs. Colorado State, 3-8-07

3-Point Field Goal Percentage (min. 3 made)

.833 (5-6), Max Hoetzel vs. Boise State, 3-9-17
 Aqeel Quinn at UNLV, 3-12-15

Free Throws

11, Lorenzo Wade vs. Brigham Young, 3-13-09

Free Throws Attempted

14, Matt Mitchell vs. Nevada, 3-12-21

Free-Throw Percentage (min. 5 made)

1.000 (11-11), Lorenzo Wade vs. BYU, 3-13-09
 (10-10), Brandon Heath vs. Air Force, 3-10-05
 (7-7), Billy White vs. BYU, 3-12-11
 (6-6), Matt Mitchell vs. Utah State, 3-13-21,
 Matt Mitchell vs. Wyoming, 3-11-21,
 JJ O'Brien at UNLV, 3-12-15
 Mike Mackell vs. UNLV, 3-7-02
 (5-5), Devin Watson vs. Nevada, 3-9-18
 Xavier Thames at UNLV, 3-14-14
 Billy White vs. New Mexico, 3-12-10

Offensive Rebounds

8, Marcus Slaughter vs. Colorado State, 3-9-06

Defensive Rebounds

14, Kawhi Leonard at UNLV, 3-13-10

Total Rebounds

21, Kawhi Leonard at UNLV, 3-13-10

Assists

9, Lorenzo Wade vs. Colorado State, 3-8-07

Blocked Shots

5, Valentine Izundu at UNLV, 3-8-17

Steals

6, Josh Davis vs. Utah State, 3-13-14

Minutes Played

41, Brandon Heath vs. Wyoming, 3-11-06

Team

Points Scored

90, vs. Nevada, 3-9-18

Fewest Points

43, vs. Wyoming, 3-14-15

Fewest Points in Win

55, at UNLV, 3-13-10

Winning Margin

34, vs. Utah State, 3-13-14

Losing Margin

16, at UNLV, 3-13-03

Field Goals

33, at UNLV, 3-9-02

Field Goals Attempted

68, vs. Colorado State, 3-9-06

Highest Field Goal Percentage

.547 (29-53), vs. Boise State, 3-9-17

Three-Point Field Goals

10, vs. New Mexico, 3-12-10

Three-Point Field Goals Attempted

24, vs. Colorado State, 3-8-07

Three-Point Field Goal Percentage

.643 (9-14), vs. Boise State, 3-9-17

Free Throws

28, vs. Wyoming, 3-11-06

Free Throws Attempted

37, vs. Wyoming, 3-11-06

Free-Throw Percentage (min. 5 made)

.923 (12-13), vs. Wyoming, 3-11-21

Offensive Rebounds

24, vs. Colorado State, 3-9-06

Defensive Rebounds

32, at UNLV, 3-8-17
 vs. Boise State, 3-13-13

Total Rebounds

51, vs. Wyoming, 3-11-06

Assists

20, vs. Colorado St., 3-8-07

Blocked Shots

10, at UNLV, 3-8-17

Steals

11, vs. Nevada, 3-11-16
 vs. New Mexico, 3-15-14
 Utah State, 3-13-14

Turnovers

19, vs. Boise State, 3-13-13, vs. UNLV, 3-9-02

Fewest Turnovers

4, vs. Wyoming, 3-14-15, vs. New Mexico, 3-15-15

Opponent Individual

Points Scored

31, Marcus Bailey, Wyoming, 3-8-02

Highest Field Goal Percentage (min. 5 made)

.778 (7-9), Stuart Creason, Colorado State, 3-8-07

Three-Point Field Goals

7, Nick Jacobson, Utah, 3-11-04

Three-Point Field Goal Percentage (min. 4 made)

1.000 (4-4), Marcus Bailey, Wyoming, 3-8-02

Rebounds

17, Kaspars Kambala, UNLV, 3-9-00

Assists

9, Mark Dickel, UNLV, 3-9-00

Blocked Shots

6, Justin Williams, Wyoming, 3-11-06
 Michael Harrison, Colorado State, 3-9-06

Steals

7, Tim Anderson, Air Force, 3-13-08

Opponent Team

Points Scored

83, UNLV, 3-13-03

Highest Field Goal Percentage

.558 (29-52), UNLV, 3-13-03

Three-Point Field Goals

13, Air Force, 3-10-05

Three-Point Field Goal Percentage

.533 (8-15), Colorado State, 3-11-10

Rebounds

45, Brigham Young, 3-7-02

Assists

20, UNLV, 3-9-00

Blocked Shots

10, Colorado State, 3-9-06, Wyoming, 3-8-01

Steals

11, Fresno State, 3-12-1

SDSU Composite Mountain West Tournament Statistics

Player	GP	GS	Min	Avg	TOTAL			3-PTS			REBOUNDS			PF-FO	A	TO	Blk	Stl	Pts	Avg	
					FG-FGA	Pct	3FG-FGA	Pct	FT-FTA	Pct	Off	Def	Tot								
Abramowitz, David	2	0	61	30.5	10-22	.455	3-11	.273	0-0	.000	2	5	7	3.5	5-0	8	2	0	1	23	11.5
Abukar, Mohamed	4	4	136	34.0	15-48	.313	0-12	.000	10-14	.714	6	12	18	4.5	12-0	4	7	4	3	40	10.0
Allen, Dakaroi	9	5	210	23.3	16-41	.390	2-12	.167	13-27	.481	6	22	28	3.1	18-1	9	13	5	11	47	5.2
Amaroso, Ryan	5	5	141	28.2	23-45	.511	1-4	.250	16-22	.727	7	21	28	5.6	14-0	1	5	2	2	63	12.6
Arap, Aquek	11	0	171	15.5	18-37	.486	1-4	.250	2-3	.667	12	12	24	2.2	20-0	5	10	7	6	39	3.5
Baker-Mazara, Chad	3	0	41	13.7	5-16	.313	1-2	.500	2-2	1.000	3	6	9	3.0	6-0	0	3	1	2	13	4.3
Berakoff, Jeffrey	1	1	27	27.0	2-5	.400	1-3	.333	0-1	.000	1	3	4	4.0	3-0	4	1	0	2	5	5.0
Bland, Tony	4	4	133	33.3	14-38	.368	0-3	.000	13-17	.765	5	20	25	6.3	8-0	12	12	1	3	41	10.3
Bradley, Matt	3	3	88	29.3	10-31	.323	4-10	.400	5-7	.714	4	15	19	6.3	10-0	7	12	0	2	29	9.7
Burns, Evan	1	1	28	28.0	3-11	.273	0-4	.000	1-3	.333	3	4	7	7.0	4-0	1	3	0	1	7	7.0
Butler, Lamont	6	3	113	18.8	15-32	.469	6-14	.429	13-16	.813	2	3	5	0.8	10-0	11	7	0	5	49	8.2
Camara, Mohamed	5	0	31	6.2	0-1	.000	0-0	.000	0-0	.000	1	4	5	1.0	3-0	2	0	0	2	0	0.0
Carlwell, Brian	6	0	62	10.3	3-9	.333	0-0	.000	7-10	.700	2	9	11	1.8	7-0	2	8	1	0	13	2.2
Cheatnam, Zylon	6	1	117	19.5	15-29	.517	0-1	.000	15-22	.682	10	12	22	3.7	12-0	3	13	5	2	45	7.5
Cherief, Mehdi	2	0	31	15.5	0-2	.000	0-1	.000	0-0	.000	3	4	7	3.5	6-0	1	0	0	0	0	0.0
Choi, Angelo	6	0	72	12.0	6-16	.375	0-0	.000	9-11	.818	6	6	12	2.0	9-0	0	3	0	2	21	3.5
Correa, Marcelo	2	2	57	28.5	7-16	.438	0-0	.000	4-4	1.000	6	11	17	8.5	7-0	2	6	4	1	18	9.0
Davis, Josh	3	3	94	31.3	7-17	.412	0-0	.000	0-0	.000	5	20	25	8.3	7-0	1	2	0	8	14	4.7
Davis, Kelvin	5	3	107	21.4	7-23	.304	4-15	.267	1-4	.250	1	4	5	1.0	11-0	4	5	0	7	19	3.8
Davis, Trimaime	5	0	62	12.4	5-11	.455	0-0	.000	3-4	.750	4	9	13	2.6	7-0	0	2	3	2	13	2.6
Diabate, Tahirou	2	0	6	2.0	0-2	.000	0-0	.000	0-0	.000	0	1	1	0.5	0-0	0	0	0	0	0	0.0
Epps, Myron	5	2	95	19.0	7-17	.412	0-0	.000	7-12	.583	5	11	16	3.2	9-0	1	10	0	0	21	4.2
Faux, AJ	4	4	141	35.3	24-61	.393	6-20	.300	8-11	.727	2	14	16	4.0	7-0	11	9	0	2	62	15.5
Feagin, KJ	3	3	105	35.0	13-31	.419	8-20	.400	3-3	1.000	3	12	15	5.0	3-0	6	1	0	1	37	12.3
Flynn, Malachi	3	3	107	35.7	17-43	.395	8-21	.381	12-14	.857	2	13	15	5.0	8-0	15	8	0	5	54	18.0
Franklin, LaBradford	3	0	32	10.7	2-5	.400	1-3	.333	0-0	.000	1	1	2	0.7	2-0	4	3	0	0	5	1.7
Franklin, Jamaal	8	5	195	24.4	29-67	.433	14-28	.500	25-33	.758	12	31	43	5.4	20-0	17	18	1	5	97	12.1
Gay, D.J.	11	8	347	31.5	18-72	.250	11-40	.275	10-14	.714	1	15	16	1.4	11-0	18	17	2	5	57	5.2
Gill-Coesar, Montague	1	0	7	7.0	0-2	.000	0-0	.000	0-0	.000	0	1	1	1.0	0-0	0	0	0	0	0	0.0
Gomez, Terrell	3	3	82	27.3	15-28	.536	3-12	.250	5-5	1.000	0	5	5	1.7	2-0	5	3	0	4	38	12.7
Green, Garrett	3	0	58	19.3	6-8	.750	1-1	1.000	5-7	.714	3	10	13	4.3	5-0	1	2	3	0	18	6.0
Habel, Jerome	1	1	36	36.0	7-8	.875	0-0	.000	0-2	.000	4	3	7	7.0	3-0	0	0	1	0	14	14.0
Heath, Brandon	7	7	256	36.6	49-122	.402	18-50	.360	27-34	.794	9	23	32	4.6	7-0	20	17	0	11	143	20.4
Hemsley, Jeremy	12	6	297	24.8	30-85	.353	8-29	.276	10-20	.500	5	26	31	2.6	32-2	21	24	3	6	78	6.5
Hoetzel (Montana), Max	6	0	86	14.3	11-26	.423	8-20	.400	7-10	.700	5	7	12	2.0	5-0	1	4	1	0	37	6.2
Holcomb, Randy	4	4	141	35.3	27-53	.509	2-5	.400	17-26	.654	11	19	30	7.5	10-0	8	13	4	1	73	18.3
Izundu, Valentine	3	3	61	20.3	5-8	.625	0-0	.000	2-3	.667	5	2	7	2.3	6-0	0	2	10	0	12	4.0
Jackson, Bradley	1	1	33	33.0	2-6	.333	1-3	.333	1-2	.500	1	2	3	3.0	4-0	2	4	0	2	6	6.0
Johnson, James	2	0	8	4.0	1-1	1.000	0-0	.000	0-0	.000	0	1	1	0.5	0-0	0	0	1	0	2	1.0
Johnson, JerVaughn	1	0	3	3.0	0-0	.000	0-0	.000	0-0	.000	0	0	0	0.0	1-0	0	0	0	0	0	0.0
Johnson, Keshad	6	3	84	14.0	4-13	.308	0-5	.000	5-9	.556	4	11	15	2.5	4-0	3	1	3	1	13	2.2
Johnson, Tommy	3	0	35	11.3	5-9	.556	3-5	.600	0-1	.000	0	2	2	0.7	4-0	5	1	0	0	13	4.3
Kell, Trey	12	9	337	28.1	43-120	.358	10-39	.256	40-52	.769	8	39	47	3.9	14-0	29	18	5	13	136	11.3
Kovacic, Karlo	1	0	2	2.0	0-0	.000	0-0	.000	0-0	.000	0	0	0	0.0	0-0	0	0	0	0	0	0.0
Lamb, Chris	2	0	6	3.0	1-1	1.000	0-0	.000	0-0	.000	1	0	1	0.5	3-0	0	1	0	0	2	1.0
Leonard, Kwahi	6	6	192	32.0	37-79	.468	6-14	.429	14-15	.933	23	44	67	11.2	16-1	11	16	3	10	94	15.7
Mackell, Mike	4	4	99	24.8	17-35	.486	0-0	.000	9-11	.818	5	10	15	3.8	15-1	0	5	1	0	43	10.8
Manker, Chris	3	0	31	10.3	4-7	.571	1-3	.333	3-5	.600	3	4	7	2.3	4-0	0	0	0	1	12	4.0
Mann, Joe	1	0	13	13.0	0-2	.000	0-0	.000	2-2	1.000	2	1	3	3.0	2-0	1	0	0	0	2	2.0
Marion, Michael	1	0	1	1.0	0-0	.000	0-0	.000	0-0	.000	0	0	0	0.0	0-0	0	0	0	0	0	0.0
McDaniels, Jalen	6	6	164	27.3	29-60	.483	3-8	.375	16-21	.762	12	41	53	8.8	23-2	10	9	5	6	77	12.8
Mensah, Nathan	9	9	211	23.4	20-48	.417	0-0	.000	6-15	.400	26	28	54	6.0	27-2	8	7	15	4	46	5.1
Mitchell, Matt	12	12	350	29.2	36-89	.404	14-47	.299	42-53	.792	8	46	54	4.5	28-0	18	28	4	10	128	10.7
Moore, Deandre	5	5	134	26.8	11-28	.393	4-15	.267	6-8	.750	2	5	7	1.4	11-0	13	4	1	7	32	6.4
Narcain, Nolan	4	0	33	8.3	3-5	.600	0-0	.000	0-1	.000	2	3	5	1.3	5-0	0	1	0	1	6	1.5
O'Brien, JJ	8	8	232	29.0	21-53	.396	1-6	.167	15-20	.750	9	13	22	2.8	17-1	12	7	0	7	58	7.3
Okotie, Vincent	1	0	13	13.0	2-5	.400	1-2	.500	3-5	.600	0	0	0	0.0	4-0	0	1	0	0	8	8.0
Pastorek, Jon	2	0	3	1.5	0-0	.000	0-0	.000	0-0	.000	0	0	0	0.0	0-0	0	0	0	0	0	0.0
Polee II, Dwayne	7	1	126	18.0	18-40	.450	9-17	.529	13-15	.867	5	15	20	2.9	11-0	6	6	0	4	58	8.3
Pope, Malik	12	9	288	24.0	57-110	.518	14-23	.609	24-32	.750	21	41	62	5.2	23-0	12	6	6	4	152	12.7
Pulliam, Trey	9	6	229	25.4	34-68	.500	2-12	.167	3-7	.429	2	15	17	1.9	19-0	27	11	1	13	73	8.1
Quinn, Aqeel	6	3	121	20.2	16-34	.471	9-18	.500	4-6	.667	0	9	9	1.5	12-0	6	2	1	3	45	7.5
Rahon, James	8	3	182	22.8	15-50	.300	5-25	.200	0-0	.000	2	9	11	1.4	14-0	8	2	0	4	35	4.4
Rooks, Kameron	3	0	45	15.0	3-5	.600	0-0	.000	7-10	.700	7	8	15	5.0	8-0	1	3	2	0	13	4.3
Roban, Jim	1	0	12	12.0	0-2	.000	0-1	.000	0-0	.000	0	1	1	1.0	2-0	1	0	0	1	0	0.0
Sanders, Aerick	5	2	98	19.6	18-35	.514	0-0	.000	1-3	.333	10	11	21	4.2	16-1	4	3	8	4	37	7.4
Schake, Jordan	12	6	272	22.7	24-61	.393	15-44	.341	13-16	.813	8	27	35	2.9	26-0	5	2	1	5	76	6.3
Seiko, Adam	12	0	163	13.6	9-25	.360	7-21	.333	11-14	.786	3	9	12	1.0	16-0	11	4	0	4	36	3.0
Sharper, John	7	2																			

Individual Season Records

Points

Rk	DI	Name	Pts.	Yr.
1.	1.	Michael Cage (Sr.)	686	84
2.	2.	Brandon Heath (Sr.)	637	07
3.	3.	Xavier Thames (Sr.)	633	14
4.	4.	Anthony Watson (Sr.)	630	86
5.	5.	Brandon Heath (Jr.)	607	06
6.	-	Bob Brady (Jr.)	585	53
7.	6.	Malachi Flynn (Jr.)	564	20
8.	7.	Jamaal Franklin (Jr.)	560	13
9.	8.	Randy Holcomb (Sr.)	558	02
10.	9.	Jamaal Franklin (So.)	557	12
		Kawhi Leonard (So.)	557	11
12.	11.	Michael Cage (Jr.)	547	83
13.	12.	Anthony Watson (Jr.)	544	85
14.	13.	Devin Watson (Sr.)	543	19
15.	14.	Matt Bradley (Sr.)	542	22
16.	15.	Jalen McDaniels (So.)	541	19
17.	16.	Chase Tapley (Jr.)	537	12
18.	17.	Brandon Heath (So.)	532	05
		Kim Goetz (Sr.)	532	79
20.	-	Tony Pinkins (Sr.)	529	57
21.	-	Bernie Finlay (Sr.)	522	60
		Tony Pinkins (Jr.)	522	56
23.	18.	Shawn Jamison (Jr.)	520	90
		Steve Copp (Sr.)	520	76
25.	19.	Tony Bland (Jr.)	519	02
26.	20.	Mohamed Abukar (Sr.)	505	07
27.	21.	Kyle Spain (Sr.)	504	09
28.	22.	Marcus Slaughter (Jr.)	494	06
		Al Faux (Sr.)	494	02
		Marty Dow (Sr.)	494	91

Scoring Average

Rk	DI	Name (Class)	PPG	Yr.
1.	1.	Michael Cage (Sr.)	24.5	84
2.	2.	Anthony Watson (Sr.)	22.5	86
3.	-	Bob Brady (Jr.)	20.9	53
4.	3.	Kim Goetz (Sr.)	20.5	79
5.	-	Bernie Finlay (Sr.)	20.1	60
6.	-	Tony Pinkins (Sr.)	19.6	57
7.	4.	Michael Cage (Jr.)	19.5	83
8.	5.	Brandon Heath (Sr.)	19.3	07
9.	-	Bob Brady (Sr.)	18.7	54
10.	6.	Brandon Heath (Jr.)	18.4	06
		Von Jacobsen (So.)	18.4	69
12.	7.	Brandon Heath (So.)	18.34	05
13.	8.	Carlus Groves (Sr.)	18.27	94
14.	-	Tony Pinkins (Jr.)	18.0	56
15.	9.	Steve Copp (Sr.)	17.9	76
16.	10.	Marcus Slaughter (So.)	17.8	05
17.	11.	Will Connelly (So.)	17.7	75
18.	12.	Malachi Flynn (Jr.)	17.63	20
19.	13.	Jason Richey (Jr.)	17.6	97
20.	14.	Xavier Thames (Sr.)	17.58	14
21.	15.	Anthony Watson (Jr.)	17.5	85
22.	16.	Steve Malovic (Sr.)	17.44	79
23.	17.	Jamaal Franklin (So.)	17.41	12
24.	18.	Jason Richey (Sr.)	17.36	98
25.	19.	Zach Jones (Jr.)	17.1	81
26.	20.	Al Faux (Sr.)	17.0	02
27.	-	Marty Dow (Sr.)	17.0	91
28.	21.	Jamaal Franklin (Jr.)	16.97	13
29.	22.	Matt Bradley (Sr.)	19.94	22
30.	23.	Randy Holcomb (Sr.)	16.91	02

Rebounds

Rk	DI	Name (Class)	Rebs.	Yr.
1.	-	Al Skalecky (Jr.)	394	67
2.	1.	Kawhi Leonard (So.)	380	11
3.	-	Al Skalecky (So.)	356	66
4.	2.	Michael Cage (Fr.)	355	81
5.	3.	Michael Cage (Jr.)	354	83
6.	4.	Michael Cage (Sr.)	352	84
7.	5.	Chris McMurray (Jr.)	350	72
8.	-	Tony Pinkins (Jr.)	346	56
9.	6.	Josh Davis (Sr.)	342	14
10.	-	Al Skalecky (Sr.)	340	68
11.	7.	Kawhi Leonard (Fr.)	336	10

12.	8.	Marcus Slaughter (Jr.)	329	06
13.	9.	Jamaal Franklin (Jr.)	312	13
14.	10.	Malcolm Thomas (Sr.)	301	11
15.	11.	Randy Holcomb (Sr.)	296	02
16.	12.	Aerick Sanders (Sr.)	295	04
17.	13.	Jalen McDaniels (So.)	281	19
18.	-	Eric Martensen (Jr.)	278	69
19.	-	Larry Meek (So.)	277	63
20.	14.	Marty Dow (Sr.)	274	91
21.	15.	Steve Malovic (Sr.)	265	79
22.	16.	Malcolm Thomas (Jr.)	260	10
23.	17.	Will Connelly (Jr.)	258	76
24.	18.	Joel Kramer (Jr.)	257	77
25.	19.	Michael Cage (So.)	256	82
26.	20.	Joel Kramer (Sr.)	255	78
27.	21.	Jamaal Franklin (So.)	252	12
		Leonard Allen (Sr.)	252	85
29.	23.	Jalen McDaniels (Fr.)	248	18
		Steve Copp (Sr.)	248	76
		Will Connelly (So.)	248	75

Rebound Average

Rk	DI	Name (Class)	RPG	Yr.
1.	-	Al Skalecky (So.)	13.7	66
2.	-	Al Skalecky (Jr.)	13.6	67
3.	1.	Michael Cage (Fr.)	13.1	81
4.	2.	Michael Cage (Jr.)	12.64	83
5.	-	Al Skalecky (Sr.)	12.59	68
6.	3.	Michael Cage (Sr.)	12.57	84
7.	4.	Chris McMurray (Jr.)	12.50	72
8.	-	Tony Pinkins (Jr.)	11.9	56
9.	5.	Marcus Slaughter (Jr.)	11.0	06
10.	-	Larry Meek (Sr.)	10.68	65
11.	-	Larry Meek (So.)	10.654	63
12.	6.	Kawhi Leonard (So.)	10.56	11
13.	7.	Chris McMurray (Sr.)	10.1	73
14.	8.	Josh Davis (Sr.)	10.06	14
15.	9.	Kawhi Leonard (Fr.)	9.9	10
16.	10.	Aerick Sanders (Sr.)	9.83	04
17.	11.	Steve Malovic (Sr.)	9.81	79
18.	12.	Jamaal Franklin (Jr.)	9.45	13
19.	13.	Marty Dow (Sr.)	9.4	91
20.	14.	Will Connelly (So.)	9.19	75
21.	15.	Joel Kramer (Jr.)	9.18	77
22.	16.	Steve Copp (Jr.)	9.15	75
23.	17.	Joel Kramer (Sr.)	9.11	78
24.	18.	Randy Holcomb (Sr.)	8.97	02
25.	19.	Marcus Slaughter (So.)	8.96	05
26.	20.	Will Connelly (Jr.)	8.90	76
27.	21.	Eddy Gordon (Fr.)	8.85	80
28.	22.	Michael Cage (So.)	8.83	82
29.	23.	Gary Schneider (Sr.)	8.80	71
30.	24.	Larry Jones (Jr.)	8.7	72
31.	25.	Steve Copp (Sr.)	8.6	76

Assists

Rk	Name (Class)	Assts.	Yr.
1.	Tony Gwynn (Jr.)	221	80
2.	Keith Smith (Jr.)	212	82
3.	Dean Decker (Sr.)	176	78
4.	Wesley Stokes (Jr.)	175	04
5.	Creon Dorsey (Jr.)	171	85
6.	Tony Gwynn (Sr.)	164	81
7.	Malachi Flynn (Jr.)	163	20
	Ray Leary (Sr.)	163	76
9.	Tony Gwynn (So.)	153	79
10.	Richie Williams (So.)	151	07
11.	Raymond King (Fr.)	150	96
12.	Bryan Williams (Jr.)	148	88
13.	Devin Watson (Sr.)	142	19
14.	Arthur Massey (Sr.)	139	91
15.	Keith Smith (Sr.)	137	83
16.	Jeff Konek (Jr.)	132	84
17.	Dean Decker (Jr.)	131	77
18.	Xavier Thames (So.)	128	12
19.	Richie Williams (Fr.)	127	06
20.	Richie Williams (Sr.)	126	09
21.	Michael Best (Sr.)	125	90
22.	Devin Watson (Jr.)	124	18

	Deandre Moore (So.)	124	03
24.	Deandre Moore (Sr.)	122	01
	Chad Nelson (Jr.)	122	96

Assist Average

in existence since 1972-73 season

Rk	Name (Class)	APG	Yr.
1.	Tony Gwynn (Jr.)	8.2	80
2.	Keith Smith (Jr.)	7.3	82
3.	Tony Gwynn (Sr.)	6.31	81
4.	Dean Decker (Sr.)	6.28	78
5.	Wesley Stokes (Jr.)	5.8	04
6.	Bryan Williams (Jr.)	5.8	88
7.	Keith Smith (Sr.)	5.71	83
8.	Tony Gwynn (So.)	5.67	79
9.	Ray Leary (Sr.)	5.6	76
10.	Creon Dorsey (Jr.)	5.5	85

Field Goals

Rk	DI	Name (Class)	FG	Yr.
1.	1.	Michael Cage (Sr.)	250	84
2.	2.	Anthony Watson (Sr.)	246	86
3.	3.	Kim Goetz (Sr.)	229	79
4.	4.	Brandon Heath (Sr.)	225	07
5.	5.	Anthony Watson (Jr.)	222	85
6.	6.	Randy Holcomb (Sr.)	220	02
7.	7.	Jalen McDaniels (So.)	212	19
8.	8.	Kawhi Leonard (So.)	211	11
9.	9.	Marty Dow (Sr.)	207	91
		Steve Copp (Sr.)	207	76
11.	11.	Kim Goetz (Jr.)	206	78
12.	12.	Brandon Heath (Jr.)	204	06
13.	13.	Shawn Jamison (Jr.)	203	90
14.	14.	Chase Tapley (Jr.)	200	12
		Aerick Sanders (Sr.)	200	04
16.	16.	Will Connelly (So.)	196	75
17.	17.	Steve Malovic (Sr.)	192	79
18.	18.	Michael Cage (Jr.)	191	83
19.	19.	Xavier Thames (Sr.)	188	14
20.	20.	Will Connelly (Jr.)	187	76
21.	21.	Matt Bradley (Sr.)	186	22
22.	22.	Mohamed Abukar (Sr.)	185	07
23.	23.	Tony Bland (Jr.)	185	02
24.	24.	Malachi Flynn (Jr.)	184	20
25.	25.	Zach Jones (Jr.)	183	81

Field Goal Attempts

DI	Name (Class)	FGA	Yr.
1.	Brandon Heath (Sr.)	534	07
2.	Anthony Watson (Sr.)	520	86
3.	Brandon Heath (Jr.)	481	06
4.	Kawhi Leonard (So.)	475	11
	Anthony Watson (Jr.)	475	85
6.	Xavier Thames (Sr.)	457	14
7.	Jalen McDaniels (So.)	455	19
8.	Kim Goetz (Sr.)	451	79
9.	Michael Cage (Sr.)	445	84
10.	Chase Tapley (Jr.)	440	12
11.	Brandon Heath (So.)	432	05
12.	Chris McMurray (Jr.)	428	72
13.	Randy Holcomb (Sr.)	426	02
14.	Matt Bradley (Sr.)	425	22
15.	Devin Watson (Sr.)	421	19
16.	Malachi Flynn (Jr.)	417	20
	Steve Copp (Sr.)	417	76
18.	Tony Bland (Jr.)	416	02
19.	Jimmy Harris (Sr.)	413	72
20.	Will Connelly (So.)	410	75
21.	Jamaal Franklin (Jr.)	409	13
22.	Kim Goetz (Jr.)	401	78
23.	Jamaal Franklin (So.)	400	12
24.	Will Connelly (Jr.)	397	76
25.	Mohamed Abukar (Sr.)	392	07

Individual Season Records

Field Goal Percentage

Rk	DI	Name (Class)	min. 5 FGA per game	
			Pct.	Yr.
1.	-	Danny Newport (Fr.)	79.9	54
2.	1.	Billy White (So.)	66.3	09
3.	2.	Billy White (Fr.)	61.5	08
4.	3.	Leon Carter (Sr.)	60.5	96
5.	4.	Leonard Allen (Sr.)	60.1	85
6.	5.	Kevin Betts (Sr.)	59.8	98
7.	6.	Jerome Habel (Jr.)	59.6	07
8.	7.	Yanni Wetzell (Sr.)	59.2	20
9.	8.	Jalen McDaniel (Fr.)	58.6	18
10.	9.	Billy White (Jr.)	58.3	10
11.	10.	Mitch McMullen (Sr.)	58.0	89
12.	11.	Joe McNaull (So.)	57.9	92
13.	12.	Nathan Mensah (Jr.)	57.8	21
14.	13.	Von Jacobsen (Sr.)	57.3	71
15.	14.	Marty Dow (Sr.)	57.2	91
16.	15.	Michael Cage (Jr.)	57.0	83
17.	16.	Kevin Betts (Jr.)	56.9	97
18.	17.	Shawn Jamison (Jr.)	56.23	90
19.	18.	Leonard Allen (So.)	56.20	83
20.	19.	Billy White (Sr.)	56.18	11
		Michael Cage (Sr.)	56.18	84
22.	21.	Steve Malovic (Jr.)	56.0	78
23.	22.	Michael Kennedy (Sr.)	55.93	85
24.	23.	Leonard Allen (Jr.)	55.88	84
25.	24.	Roy Krusivyk (Sr.)	55.84	98
26.	25.	Michael Cage (Fr.)	55.83	81

Three-Point Field Goals

Rk	Name (Class)	in existence since 1986-87 season	
		3FGs	Yr.
1.	Tony Ross (Fr.)	104	87
2.	Tony Ross (So.)	100	88
3.	Brandon Heath (Jr.)	98	06
4.	Devin Watson (Sr.)	89	19
5.	Brandon Heath (Sr.)	87	07
6.	Jordan Schakel (Sr.)	83	21
7.	John Sharper (Sr.)	79	06
8.	Chase Tapley (Jr.)	77	12
9.	Malachi Flynn (Jr.)	76	20
10.	D.J. Gay (Sr.)	73	11
11.	Jason Richey (Sr.)	72	98
12.	Jordan Schakel (Jr.)	71	20
	Trey Kell (So.)	71	16
14.	Chase Tapley (Sr.)	70	13
15.	Kyle Spain (Sr.)	67	09
16.	Al Faux (Sr.)	66	02
	Tony Ross (Jr.)	66	89
18.	Jason Richey (Jr.)	64	97
19.	Xavier Thames (Sr.)	61	14
	D.J. Gay (Jr.)	61	10
21.	Matt Bradley (Sr.)	57	22
22.	Jeremy Hemsley (So.)	56	17
	Michael Best (Sr.)	56	90
24.	Josko Visnjic (Jr.)	55	98
25.	Aqeel Quinn (Sr.)	54	15

Three-Point Field Goal Atts.

Rk	Name (Class)	in existence since 1986-87 season	
		3FGA	Yr.
1.	Brandon Heath (Sr.)	247	07
2.	Brandon Heath (Jr.)	240	06
3.	Devin Watson (Sr.)	233	19
4.	Tony Ross (Fr.)	223	87
5.	Tony Ross (So.)	213	88
6.	Malachi Flynn (Jr.)	204	20
	D.J. Gay (Sr.)	204	11
8.	Jason Richey (Sr.)	202	98
9.	John Sharper (Sr.)	188	06
10.	Chase Tapley (Sr.)	186	13
11.	Trey Kell (So.)	185	16
12.	Jordan Schakel (Sr.)	180	21
13.	Josko Visnjic (Jr.)	179	98
	Jason Richey (Jr.)	179	97
15.	Chase Tapley (Jr.)	178	12
16.	Michael Best (Sr.)	173	90
17.	Kyle Spain (Sr.)	171	09

18.	Xavier Thames (Sr.)	164	14
19.	Jordan Schakel (Jr.)	163	20
20.	Al Faux (Sr.)	161	02
21.	D.J. Gay (Jr.)	160	10
	Brandon Heath (Fr.)	160	04
23.	Jamaal Franklin (So.)	157	12
24.	Tony Ross (Jr.)	153	89
25.	Derrick Croft (Jr.)	152	94

Three-Point FG Percentage

Rk	Name (Class)	min. 20 3FGs; in existence since 1986-87 season	
		Pct.	Yr.
1.	Jason Hamilton (Fr.)	50.0	93
2.	Tony Ross (So.)	46.9	88
3.	Chad Nelson (Fr.)	46.7	94
4.	Tony Ross (Fr.)	46.6	87
5.	Jordan Schakel (Sr.)	46.1	21
6.	Richie Williams (So.)	45.8	07
7.	Jordan Schakel (Jr.)	43.6	20
8.	James Rahon (So.)	43.4	11
9.	Chase Tapley (Jr.)	43.3	12
10.	Tony Ross (Jr.)	43.1	89
11.	Michael Best (Jr.)	42.9	89
12.	Al Faux (Jr.)	42.1	01
13.	John Sharper (Sr.)	42.0	06
14.	Jordan Schakel (So.)	41.5	19
15.	Al Faux (Sr.)	41.0	02
16.	Brady Trenkle (So.)	40.84	97
17.	Brandon Heath (Jr.)	40.83	06
18.	Adam Seiko (Sr.)	40.43	22
19.	Steve Sir (Fr.)	40.4	03
20.	Terrell Gomez (Sr.)	40.2	21
21.	Matt Bradley (Sr.)	40.1	22
22.	John Sharper (So.)	40.0	04
23.	Matt Mitchell (Jr.)	39.3	20
24.	Chad Baker-Mazara (So.)	39.28	22
25.	Malik Pope (Jr.)	39.21	17

Free Throws

Rk	DI	Name (Class)	FT	Yr.
1.	-	Bob Brady (Jr.)	213	53
2.	1.	Xavier Thames (Sr.)	196	14
3.	2.	Marcus Slaughter (Jr.)	192	06
4.	3.	Michael Cage (Sr.)	186	84
		Bernie Finlay (Sr.)	186	60
6.	4.	Jamaal Franklin (Jr.)	180	13
7.	-	Tony Pinkins (So.)	170	55
8.	5.	Michael Cage (Jr.)	165	83
		Tony Pinkins (Sr.)	165	57
10.	6.	Jamaal Franklin (So.)	160	12
		Tony Pinkins (Jr.)	150	56
12.	-	Bob Brady (Sr.)	145	54
13.	7.	Chad Nelson (Sr.)	142	97
14.	8.	Marcus Slaughter (So.)	141	05
15.	9.	Anthony Watson (Sr.)	138	86
16.	10.	Winston Shepard (Sr.)	137	16
		Kyle Spain (Sr.)	137	09
		Leonard Allen (Sr.)	137	85
19.	13.	Brandon Heath (So.)	132	05
20.	14.	John Martens (Sr.)	130	86
21.	15.	Matt Mitchell (Sr.)	123	21
22.	16.	Jason Richey (Jr.)	122	97
		Chad Nelson (So.)	122	95
24.	18.	Malachi Flynn (Jr.)	120	20
		Tony Bland (Jr.)	120	02
		Devin Watson (Sr.)	118	19

Free Throw Attempts

DI	Name (Class)	FTA	Yr.
1.	Marcus Slaughter (Jr.)	252	06
2.	Michael Cage (Sr.)	251	84
3.	Xavier Thames (Sr.)	235	14
4.	Shawn Jamison (Jr.)	232	90
5.	Jamaal Franklin (Jr.)	229	13
6.	Michael Cage (Jr.)	221	83
7.	Leonard Allen (Sr.)	204	85
8.	Winston Shepard (So.)	202	14
	Marcus Slaughter (So.)	202	05
10.	Jamaal Franklin (So.)	200	12

11.	Winston Shepard (Sr.)	194	16
12.	John Martens (Sr.)	183	86
13.	Anthony Watson (Sr.)	182	86
14.	Mitch McMullen (Jr.)	181	88
15.	Mitch McMullen (Sr.)	175	89
16.	Lorenzo Wade (Jr.)	173	08
17.	Myron Epps (So.)	172	00
18.	Tony Bland (Sr.)	171	03
19.	Tony Bland (Jr.)	169	04
20.	Malcolm Thomas (Jr.)	167	10
	Randy Holcomb (Sr.)	167	02
22.	Chad Nelson (Sr.)	166	97
23.	Kyle Spain (Sr.)	164	09
24.	Mike Mackell (Sr.)	164	03
25.	Malcolm Thomas (Sr.)	162	11

Free Throw Percentage

Rk	DI	Name (Class)	min. 3 FTA per game	
			Pct.	Yr.
1.	1.	Kim Goetz (Sr.)	90.2	79
2.	2.	Matt Mitchell (Jr.)	87.3	20
3.	3.	Jason Richey (Sr.)	85.7	98
4.	4.	Malachi Flynn (Jr.)	85.7	20
5.	5.	Chad Nelson (Sr.)	85.5	97
6.	6.	Gary Schneider (Sr.)	85.2	71
7.	7.	Brandon Heath (Jr.)	84.9	06
8.	8.	Steve Malovic (Sr.)	83.7	79
9.	9.	Kyle Spain (Sr.)	83.5	09
10.	10.	Xavier Thames (Sr.)	83.4	14
11.	-	Mike Spilger (Sr.)	83.3	70
		Bob Brady (Sr.)	83.3	54
13.	11.	Mohamed Abukar (Sr.)	82.9	07
14.	12.	Xavier Thames (So.)	82.8	12
15.	-	Bernie Finlay (So.)	82.6	59
16.	13.	Brandon Heath (So.)	82.0	05
17.	14.	Courtie Miller (Jr.)	81.7	93
18.	15.	Mark Delsman (Sr.)	81.3	77
19.	16.	Courtie Miller (Sr.)	81.1	94
		Steve Malovic (Jr.)	81.1	78
21.	18.	Matt Mitchell (Sr.)	80.9	21
22.	19.	Jamaal Franklin (So.)	80.0	12
		Kyle Spain (Jr.)	80.0	08
24.	21.	Chad Nelson (Jr.)	79.8	96
25.	22.	Tony Gwynn (Jr.)	79.0	80

Blocks

Rk	Name (Class)	in existence since 1978-79 season	
		Blks.	Yr.
1.	Skylar Spencer (Jr.)	91	15
2.	Skylar Spencer (So.)	89	14
3.	Leonard Allen (Sr.)	82	85
4.	Malcolm Thomas (Sr.)	75	11
5.	Skylar Spencer (Sr.)	72	16
6.	Nathan Mensah (Sr.)	71	22
7.	Valentine Izundu (Sr.)	53	17
8.	Malcolm Thomas (Jr.)	52	10
9.	Skylar Spencer (Fr.)	51	13
10.	Michael Cage (Sr.)	47	84

Steals

Rk	Name (Class)	in existence since 1978-79 season	
		Stls.	Yr.
1.	Richie Williams (Sr.)	77	09
2.	Anthony Watson (Jr.)	74	85
3.	Richie Williams (So.)	69	07
4.	Matt Watts (Sr.)	65	99
	Michael Best (Sr.)	65	90
6.	Brandon Heath (Sr.)	64	07
7.	Brandon Heath (So.)	63	05
	Raymond King (Fr.)	63	96
	Creon Dorsey (Jr.)	63	85
10.	Lorenzo Wade (So.)	62	07

Minutes Played

Rk	Name (Class)	since 1978-79 season	
		Min.	Yr.
1.	D.J. Gay (Sr.)	1,302	11
2.	Brandon Heath (Sr.)	1,217	07

Individual Season Records

3.	JJ O'Brien (Sr.)	1,183	15
4.	D.J. Gay (Jr.)	1,175	10
5.	Kawhi Leonard (So.)	1,172	11
6.	Brandon Heath (Jr.)	1,164	06
7.	Chase Tapley (Jr.)	1,157	12
8.	Devin Watson (Sr.)	1,155	19
9.	Tony Bland (Jr.)	1,140	02
10.	Malcolm Thomas (Sr.)	1,126	11
11.	Xavier Thames (Sr.)	1,126	14
12.	Richie Williams (So.)	1,123	07
13.	Jamaal Franklin (Jr.)	1,091	13
14.	Richie Williams (Sr.)	1,090	09
15.	Michael Cage (Sr.)	1,085	84
16.	Trey Kell (So.)	1,084	16
17.	Shawn Jamison (Jr.)	1,082	90
18.	Michael Cage (So.)	1,076	82
19.	Malachi Flynn (Jr.)	1,072	20
20.	Michael Cage (Jr.)	1,070	83
21.	Winston Shepard (Sr.)	1,067	16
	Randy Holcomb (Sr.)	1,067	02
23.	Kawhi Leonard (Fr.)	1,064	10
24.	Malcolm Thomas (Jr.)	1,063	10
25.	Mohamed Abukar (Sr.)	1,061	07

Efficiency Points

Rk	Name (Class)	Pts.	Yr.
1.	Michael Cage (Sr.)	820	84
2.	Kawhi Leonard (So.)	725	11
3.	Michael Cage (Jr.)	717	83
4.	Jamaal Franklin (Jr.)	659	13
5.	Marcus Slaughter (Jr.)	643	06
6.	Aerick Sanders (Sr.)	634	04
7.	Malcolm Thomas (Sr.)	628	11
8.	Steve Malovic (Sr.)	620	79
9.	Malachi Flynn (Sr.)	619	20
10.	Kawhi Leonard (Fr.)	597	10
11.	Jalen McDaniels (So.)	589	19
	Marty Dow (Sr.)	589	91
13.	Randy Holcomb (Sr.)	584	02
14.	Leonard Allen (Sr.)	584	85
15.	Xavier Thames (Sr.)	558	14
16.	Jamaal Franklin (So.)	545	12
17.	Michael Cage (Fr.)	537	81
18.	Anthony Watson (Sr.)	527	86
19.	Malcolm Thomas (Jr.)	525	10
20.	Jalen McDaniels (Fr.)	519	18
21.	Chase Tapley (Jr.)	517	12
22.	Leon Carter (Sr.)	504	96
23.	Brandon Heath (Sr.)	503	07
24.	Rodney Hawkins (Sr.)	503	98
25.	Marcus Slaughter (So.)	492	05

Efficiency Average

Rk	Name (Class)	EPG	Yr.
1.	Michael Cage (Sr.)	29.29	84
2.	Michael Cage (Jr.)	25.61	83
3.	Steve Malovic (Sr.)	22.96	79
4.	Marcus Slaughter (Jr.)	21.43	06
5.	Aerick Sanders (Sr.)	21.13	04
6.	Marty Dow (Sr.)	20.31	91
7.	Kawhi Leonard (So.)	20.14	11
8.	Jamaal Franklin (Jr.)	19.97	13
9.	Michael Cage (Fr.)	19.89	81
10.	Malachi Flynn (Jr.)	19.34	20
11.	Leonard Allen (Sr.)	18.84	85
12.	Anthony Watson (Sr.)	18.82	86
13.	Kim Goetz (Sr.)	18.23	79
14.	Marcus Slaughter (So.)	18.22	05
15.	Randy Holcomb (Sr.)	17.70	02
16.	Kawhi Leonard (Fr.)	17.55	10
17.	Leon Carter (Sr.)	17.38	96
18.	Rodney Hawkins (Sr.)	17.34	88
19.	Jalen McDaniels (So.)	17.32	19
20.	Jamaal Franklin (So.)	17.03	12
21.	Malcolm Thomas (Sr.)	16.97	11
22.	Eddy Gordon (Fr.)	16.78	80
23.	Joe McNaull (So.)	15.93	92

24.	Michael Cage (So.)	15.86	82
25.	Jalen McDaniels (Fr.)	15.73	18

Pts.-Rebs.-Assists (PRA)

Rk	Name (Class)	PRA	Yr.
1.	Michael Cage (Sr.)	1,050	84
2.	Kawhi Leonard (So.)	1,028	11
3.	Jamaal Franklin (Jr.)	981	13
4.	Michael Cage (Jr.)	932	83
5.	Randy Holcomb (Sr.)	911	02
6.	Jalen McDaniels (So.)	894	19
7.	Brandon Heath (Sr.)	884	07
8.	Marcus Slaughter (Jr.)	879	06
9.	Malachi Flynn (Jr.)	870	20
10.	Anthony Watson (Sr.)	868	86
11.	Jamaal Franklin (So.)	856	12
12.	Xavier Thames (Sr.)	853	14
13.	Kawhi Leonard (Fr.)	834	10
14.	Brandon Heath (Jr.)	832	06
	Steve Copp (Sr.)	832	76
16.	Aerick Sanders (Sr.)	808	04
17.	Malcolm Thomas (Sr.)	807	11
18.	Matt Bradley (Sr.)	801	22
19.	Steve Malovic (Sr.)	793	79
20.	Devin Watson (Sr.)	791	19
21.	Marty Dow (Sr.)	786	91
22.	Will Connelly (Jr.)	771	76
23.	Winston Shepard (Sr.)	768	16
24.	Tony Bland (Jr.)	762	02
25.	Chase Tapley (Jr.)	760	12

PRA Average

Rk	Name (Class)	PRA/G	Yr.
1.	Michael Cage (Sr.)	37.50	84
2.	Michael Cage (Jr.)	33.29	83
3.	Anthony Watson (Sr.)	31.00	86
4.	Jamaal Franklin (Jr.)	29.73	13
5.	Steve Malovic (Sr.)	29.37	79
6.	Marcus Slaughter (Jr.)	29.30	06
7.	Steve Copp (Sr.)	28.69	76
8.	Chris McMurray (Jr.)	28.64	72
9.	Kawhi Leonard (So.)	28.56	11
10.	Marcus Slaughter (So.)	28.04	05
11.	Randy Holcomb (Sr.)	27.61	02
12.	Will Connelly (So.)	27.52	75
13.	Malachi Flynn (Jr.)	27.19	20
14.	Marty Dow (Sr.)	27.10	91
15.	Aerick Sanders (Sr.)	26.93	04
16.	Brandon Heath (Sr.)	26.78	07
17.	Kim Goetz (Sr.)	26.77	79
18.	Jamaal Franklin (So.)	26.75	12
19.	Will Connelly (Jr.)	26.59	76
20.	Jalen McDaniels	26.29	19
21.	Carlus Groves (Sr.)	25.95	94
22.	Brandon Heath (So.)	25.52	05
23.	Jason Richey (Jr.)	25.48	97
24.	Brandon Heath (Jr.)	25.21	06
25.	Steve Copp (Jr.)	25.11	75

Victories

DI	Name (Class)	Wins	Yr.
1.	Brian Carlwell (Sr.)	34	11
	D.J. Gay (Sr.)	34	11
	James Rahon (So.)	34	11
	Malcolm Thomas (Sr.)	34	11
5.	Kawhi Leonard (So.)	33	11
	Billy White (Sr.)	33	11
7.	Matt Shrigley (Fr.)	31	14
	Skylar Spencer (So.)	31	14
	Xavier Thames (Sr.)	31	14
	Chase Tapley (So.)	31	11
11.	Josh Davis (Sr.)	30	14
	JJ O'Brien (So.)	30	14
	Winston Shepard (So.)	30	14
	KJ Feagin (Sr.)	30	20
	Malachi Flynn (Jr.)	30	20
	Matt Mitchell (Jr.)	30	20

	Trey Pulliam (Jr.)	30	20
	Jordan Schakel (Jr.)	30	20
	Yanni Wetzell (Sr.)	30	20
20.	Dwayne Poole II (Jr.)	29	14
	Aqeel Quinn (Jr.)	29	14
22.	Dakarai Allen (Jr.)	28	16
	Angelo Chol (Sr.)	28	16
	Zylan Cheatham (Fr.)	28	16
	Trey Kell (So.)	28	16
	Malik Pope (So.)	28	16
	Skylar Spencer (Sr.)	28	16
	Tim Shelton (Jr.)	28	11
29.	Adam Seiko (So.)	27	20
	Jeremy Hemsley (Fr.)	27	16
	Winston Shepard (Sr.)	27	16
	JJ O'Brien (Sr.)	27	16
	Winston Shepard (Jr.)	27	16
	Skylar Spencer (Jr.)	27	16

Win Shares

Rk	Name (Class)	Win Shares	Yr.
1.	Xavier Thames (Sr.)	7.5	14
2.	Malachi Flynn (Jr.)	7.4	20
3.	Kawhi Leonard (So.)	6.8	11
4.	Malcolm Thomas (Sr.)	5.7	11
5.	Aerick Sanders (Sr.)	5.5	04
6.	Chase Tapley (Jr.)	5.4	12
	Billy White (So.)	5.4	09
	Marcus Slaughter (Jr.)	5.4	06
9.	Jamaal Franklin (Jr.)	5.3	13
	Kyle Spain (Sr.)	5.3	09
11.	Jordan Schakel (Sr.)	5.0	21
	JJ O'Brien (Sr.)	5.0	15
	Kawhi Leonard (Fr.)	5.0	10
14.	Matt Bradley (Sr.)	4.8	22
	Jamaal Franklin (So.)	4.8	12
	Billy White (Fr.)	4.8	08
	Leon Carter (Sr.)	4.8	96
18.	Matt Mitchell (Jr.)	4.7	20
	Chase Tapley (Sr.)	4.7	13
20.	D.J. Gay (Sr.)	4.6	11
	Billy White (Sr.)	4.6	11
22.	Randy Holcomb (Sr.)	4.5	02
	Yanni Wetzell (Sr.)	4.5	20
	Jalen McDaniels (Fr.)	4.5	18
	Malcolm Thomas (Jr.)	4.5	10
26.	Brandon Heath (Jr.)	4.4	06
27.	Jordan Schakel (Jr.)	4.2	20
28.	Josh Davis (Sr.)	4.1	14
29.	Jalen McDaniels (So.)	4.0	19
	Winston Shepard (Sr.)	4.0	16
31.	Matt Mitchell (Sr.)	3.9	21
	Trey Kell (So.)	3.9	16
	Lorreno Wade (Jr.)	3.9	08
	Kevin Betts (Sr.)	3.9	98

Individual Career Records

Points

Rk	DI	Name	Years	GP	Points
1.	1.	Brandon Heath	04-05-06-07	125	2,189
2.	2.	Michael Cage	81-82-83-84	112	1,846
3.	3.	Anthony Watson	83-84-85-86	110	1,735
4.	4.	Chase Tapley	10-11-12-13	134	1,526
5.	-	Tony Pinkins	55-56-57	82	1,475
6.	5.	Matt Mitchell	18-19-20-21	124	1,471
7.	6.	Trey Kell	15-16-17-18	134	1,403
8.	7.	Winston Shepard	13-14-15-16	139	1,401
9.	8.	Jeremy Hemsley	16-17-18-19	134	1,392
10.	-	Bob Brady	52-53-54	74	1,389
11.	9.	Steve Copp	73-74-75-76	93	1,307
12.	10.	Billy White	08-09-10-11	134	1,294
13.	-	Al Skalecky	66-67-68	82	1,271
14.	11.	Tony Ross	87-88-89	85	1,259
15.	12.	Xavier Thames	12-13-14	97	1,232
16.	13.	Kyle Spain	06-07-08-09	115	1,230
17.	14.	Chad Nelson	94-95-96-97	112	1,225
18.	15.	Marcus Slaughter	04-05-06	87	1,211
19.	16.	Lorenzo Wade	07-08-09	92	1,200
20.	17.	Will Connelly	75-76-77	82	1,188
-	-	Von Jacobsen	69-70-71	78	1,188
22.	18.	Jamaal Franklin	11-12-13	87	1,181
23.	19.	D.J. Gay	08-09-10-11	140	1,178
24.	20.	Malik Pope	15-16-17-18	125	1,111
25.	-	Bernie Finlay	58-59-60	73	1,110
26.	21.	Myron Epps	99-00-01-02	113	1,090
27.	22.	Eddie Morris	80-81-82-83	105	1,089
28.	-	Danny Newport	54-55-56	76	1,048
29.	-	Milton Phelps	39-40-41	97	1,043
30.	23.	Jordan Schakel	18-19-20-21	121	1,034
-	-	Dave Miller	66-67-68	82	1,034
32.	24.	Leonard Allen	82-83-84-85	116	1,019
33.	25.	Tony Bland	02-03	63	1,012
34.	26.	Kim Goetz	78-79	54	1,005
35.	27.	Randy Holcomb	01-02	61	1,002
36.	28.	Kawhi Leonard	10-11	70	990

Scoring Average

Rk	DI	Name	Years	GP	PPG
1.	-	Bob Brady	52-53-54	74	18.8
2.	1.	Kim Goetz	78-79	54	18.6
3.	-	Tony Pinkins	55-56-57	83	18.1
4.	2.	Brandon Heath	04-05-06-07	125	17.51
5.	3.	Jason Richey	97-98	52	17.46
6.	4.	Michael Cage	81-82-83-84	112	16.5
7.	5.	Randy Holcomb	01-02	61	16.4
8.	6.	Tony Bland	02-03	63	16.1
9.	7.	Anthony Watson	83-84-85-86	110	15.8
10.	-	Al Skalecky	66-67-68	82	15.5
11.	-	Von Jacobsen	69-70-71	77	15.4
12.	8.	Chris McMurray	72-73	42	15.238
13.	9.	Steve Malovic	78-79	55	15.236
14.	-	Bernie Finlay	58-59-60	73	15.205
15.	10.	Mohamed Abukar	06-07	54	15.167
16.	-	Dick Maureau	61-62	49	15.1
17.	11.	Marty Dow	90-91	52	14.9
18.	12.	Jimmy Harris	71-72	54	14.814
19.	13.	Tony Ross	87-88-89	85	14.812
20.	14.	Zack Jones	81-82	54	14.7
21.	15.	Will Connelly	75-76-77	82	14.5
22.	-	Bob Lundgren	67-68	45	14.3
23.	16.	Devin Watson	18-19	67	14.18
24.	17.	Kawhi Leonard	10-11	70	14.14
25.	18.	Steve Copp	73-74-75-76	93	14.054

Rebounds

Rk	DI	Name	Years	GP	Rebs.
1.	1.	Michael Cage	81-82-83-84	112	1,317
2.	-	Al Skalecky	66-67-68	82	1,090
3.	2.	Nathan Mensah	19-20-21-22-23	137	840
4.	3.	Marcus Slaughter	04-05-06	87	775
5.	-	Larry Meek	63-64-65	75	764
6.	4.	Steve Copp	73-74-75-76	93	737
7.	5.	Leonard Allen	82-83-84-85	116	724
8.	6.	Kawhi Leonard	10-11	70	716
9.	7.	Joel Kramer	74-76-77-79	99	711

10.	8.	Winston Shepard	13-14-15-16	139	708
11.	9.	Aerick Sanders	01-02-03-04	109	686
12.	10.	Skylar Spencer	13-14-15-16	144	652
13.	-	Noel Mickelsen	54-55-56	79	642
14.	11.	Will Connelly	75-76-77	82	641
15.	12.	Malik Pope	15-16-17-18	125	636
16.	13.	Eddy Gordon	80-81-82-83	107	631
17.	14.	Billy White	08-09-10-11	134	614
18.	15.	Jamaal Franklin	11-12-13	87	605
19.	-	Tony Pinkins	55-56-57	82	604
20.	16.	Kyle Spain	06-07-08-09	115	596
21.	17.	Joe McNaull	91-92-93	86	572
22.	18.	Matt Mitchell	18-19-20-21	124	564
23.	19.	Malcolm Thomas	10-11	71	561
24.	20.	Jalen McDaniels	18-19	67	529
25.	21.	Marcelo Correa	97-98-99-00-01	112	522

Rebound Average

Rk	DI	Name	Years	GP	RPG
1.	-	Al Skalecky	66-67-68	82	13.3
2.	1.	Michael Cage	81-82-83-84	112	11.8
3.	2.	Kawhi Leonard	10-11	70	10.2
4.	3.	Marcus Slaughter	04-05-06	87	8.9
5.	4.	Steve Malovic	78-79	55	8.8
6.	5.	Marty Dow	90-91	52	7.98
7.	6.	Steve Copp	73-74-75-76	93	7.9247
8.	7.	Larry Jones	72-73	53	7.9245
9.	8.	Malcolm Thomas	10-11	71	7.90
10.	9.	Jalen McDaniels	18-19	67	7.896
11.	10.	Randy Holcomb	01-02	61	7.89
12.	11.	Will Connelly	75-76-77	82	7.82
13.	12.	Joel Kramer	74-76-77-78	99	7.2
14.	13.	Mitch McMullen	88-89	58	7.03
15.	14.	Jamaal Franklin	11-12-13	87	6.95
16.	15.	Leon Carter	95-96	57	6.93
17.	16.	John Anderson	73-74	52	6.8
18.	17.	Joe McNaull	91-92-93	86	6.7
19.	18.	Aerick Sanders	01-02-03-04	109	6.294
20.	19.	Roy Kruswyk	97-98	55	6.290

Assists

Rk	Name	Years	GP	Assists
1.	Tony Gwynn	78-79-80-81	107	590
2.	Richie Williams	06-07-08-09	127	479
3.	Chad Nelson	94-95-96-97	112	412
4.	Brandon Heath	04-05-06-07	125	394
5.	Mark Delsman	74-75-76-77	109	376
6.	Anthony Watson	83-84-85-86	110	356
7.	Keith Smith	82-83	53	349
8.	D.J. Gay	08-09-10-11	140	344
9.	Deandre Moore	01-02-03	88	339
10.	Trey Kell	15-16-17-18	134	320
11.	Xavier Thames	12-13-14	97	316
12.	Winston Shepard	13-14-15-16	139	315
13.	Dean Decker	77-78	56	307
14.	Chase Tapley	10-11-12-13	134	303
15.	Jeremy Hemsley	16-17-18-19	134	286
16.	Ray Leary	74-75-76	76	279
17.	Lorenzo Wade	07-08-09	92	275
18.	Mike Dodd	76-77-78-79	91	271
19.	Devin Watson	18-19	67	266
20.	Trey Pulliam	20-21-22	91	265

Assist Average

Rk	Name	Years	GP	APG
1.	Keith Smith	82-83	53	6.6
2.	Tony Gwynn	78-79-80-81	107	5.51
3.	Dean Decker	77-78	56	5.48
4.	Creon Dorsey	85-86	59	4.5
5.	Michael Best	89-90	56	4.3
6.	Devin Watson	18-19	67	3.97
7.	Deandre Moore	01-02-03	88	3.85
8.	Richie Williams	06-07-08-09	127	3.77
9.	Jeff Konek	85	57	3.702
10.	Chad Nelson	94-95-96-97	112	3.679

Field Goals

Rk	DI	Name	Years	GP	FG
1.	1.	Brandon Heath	04-05-06-07	125	749
2.	2.	Anthony Watson	83-84-85-86	110	702
3.	3.	Michael Cage	81-82-83-84	112	679
4.	4.	Chase Tapley	10-11-12-13	134	573
5.	5.	Billy White	08-09-10-11	134	529
6.	6.	Steve Copp	73-74-75-76	93	507
7.	-	Tony Pinkins	55-56-57	82	495
8.	7.	Jeremy Hemsley	16-17-18-19	134	483
-	-	Eddie Morris	80-81-82-83	105	483
10.	-	Al Skalecky	66-67-68	82	481
11.	9.	Will Connelly	75-76-77	82	477
12.	10.	Matt Mitchell	18-19-20-21	124	472
13.	11.	Winston Shepard	13-14-15-16	139	466
14.	12.	Trey Kell	15-16-17-18	134	461
-	-	Bob Brady	52-53-54	74	461
15.	13.	Von Jacobsen	69-70-71	78	457
16.	14.	Lorenzo Wade	07-08-09	92	448
17.	15.	Kim Goetz	78-79	54	435
18.	16.	Malik Pope	15-16-17-18	125	421
19.	17.	Tony Ross	87-88-89	85	413
20.	18.	Myron Epps	99-00-01-02	113	407

Field Goal Attempts

Rk	Name	Years	GP	FGA
1.	Brandon Heath	04-05-06-07	125	1,815
2.	Anthony Watson	83-84-85-86	110	1,576
3.	Chase Tapley	10-11-12-13	134	1,247
4.	Michael Cage	81-82-83-84	112	1,238
5.	Trey Kell	15-16-17-18	134	1,212
6.	Winston Shepard	13-14-15-16	139	1,164
7.	Jeremy Hemsley	16-17-18-19	134	1,135
8.	Steve Copp	73-74-75-76	93	1,126
9.	Eddie Morris	80-81-82-83	105	1,098
10.	Matt Mitchell	18-19-20-21	124	1,075
11.	D.J. Gay	08-09-10-11	140	1,046
12.	Will Connelly	75-76-77	82	1,020
13.	Lorenzo Wade	07-08-09	92	977
14.	Xavier Thames	12-13-14	97	949
15.	Tony Ross	87-88-89	85	933
16.	Kyle Spain	06-07-08-09	115	912
17.	Malik Pope	15-16-17-18	125	910
18.	Billy White	08-09-10-11	134	881
19.	Jamaal Franklin	11-12-13	87	857
20.	Kim Goetz	78-79	54	852

Field Goal Percentage

Rk	DI	Name	Years	FG/FGA	FG%
1.	1.	Billy White	08-09-10-11	529/881	60.05
2.	2.	Leonard Allen	82-83-84-85	396/692	57.23
3.	3.	Mitch McMullen	88-89	296/527	56.17
4.	4.	Marty Dow	90-91	309/557	55.48
5.	5.	Steve Malovic	78-79	337/609	55.34
6.	-	Danny Newport	54-55-56	379/686	55.25
7.	6.	Michael Cage	81-82-83-84	679/1,238	54.85
8.	7.	Nathan Mensah	19-20-21-22-23	363/671	54.10
9.	8.	Aerick Sanders	01-02-03-04	334/619	53.96
10.	9.	Malcolm Thomas	10-11	298/553	53.89
11.	10.	Mike Mackell	02-03	291/543	53.59
12.	11.	Joe McNaull	91-92-93	333/627	53.11
13.	12.	Joel Kramer	74-76-77-78	406/779	52.12
14.	13.	Mike Dodd	76-77-78-79	392/758	51.72
15.	14.	Kim Goetz	78-79	435/852	51.06
16.	15.	Myron Epps	99-00-01-02	407/803	50.68
17.	16.	Jalen McDaniels	18-19	338/670	50.45
18.	17.	Marcelo Correa	97-98-99-00-01	273/546	50.00
19.	18.	Jimmy Wilkins	71-72	253/517	48.94
20.	19.	Zach Jones	81-82	323/668	48.35

Three-Point Field Goals

Rk	Name	Years	GP	3FG
1.	Brandon Heath	04-05-06-07	125	281

Individual Career Records

5.	D.J. Gay	08-09-10-11	140	219
6.	Matt Mitchell	18-19-20-21	124	166
7.	John Sharper	03-04-05-06	119	166
8.	Jeremy Hemsley	16-17-18-19	134	153
9.	Trey Kell	15-16-17-18	134	150
10.	Adam Seiko	19-20-21-22-23	145	149
11.	Devin Watson	18-19	67	138
	Matt Shrigley	14-15-16-17	113	138
13.	Jason Richey	97-98	52	136
14.	Kyle Spain	06-07-08-09	115	130
15.	James Rahon	11-12-13	100	129
16.	Chad Nelson	94-95-96-97	112	122
17.	Xavier Thames	12-13-14	97	114
18.	Richie Williams	06-07-08-09	127	112
19.	Michael Best	89-90	56	107
20.	Al Faux	01-02	57	106
21.	Jamaal Franklin	11-12-13	87	100

Three-Point Field Goal Attempts

in existence since 1986-87 season

Rk	Name	Years	GP	3FGA
1.	Brandon Heath	04-05-06-07	125	798
2.	D.J. Gay	08-09-10-11	140	607
3.	Tony Ross	87-88-89	85	589
4.	Chase Tapley	10-11-12-13	134	565
5.	Jordan Schakel	18-19-20-21	121	527
6.	Trey Kell	15-16-17-18	134	485
7.	Matt Mitchell	18-19-20-21	124	469
8.	Jeremy Hemsley	16-17-18-19	134	443
9.	Matt Shrigley	14-15-16-17	113	420
10.	John Sharper	03-04-05-06	119	412
11.	Jason Richey	97-98	52	381
12.	James Rahon	11-12-13	100	368
13.	Adam Seiko	19-20-21-22-23	145	363
14.	Devin Watson	18-19	67	359
15.	Chad Nelson	94-95-96-97	112	337
16.	Kyle Spain	06-07-08-09	115	332
17.	Jamaal Franklin	11-12-13	87	328
18.	Xavier Thames	12-13-14	97	320
19.	Richie Williams	06-07-08-09	127	303
20.	Michael Best	89-90	56	292

Three-Point Field Goal Percentage

min. 100 career three-point field goals

Rk	Name	Years	3FG/3FGA	3FG%
1.	Tony Ross	87-88-89	270/589	45.84
2.	Jordan Schakel	18-19-20-21	225/527	42.69
3.	Al Faux	01-02	106/256	41.41
4.	Adam Seiko	19-20-21-22-23	149/363	41.04
5.	John Sharper	03-04-05-06	166/412	40.29
6.	Chase Tapley	10-11-12-13	223/565	39.47
7.	Kyle Spain	06-07-08-09	130/332	39.16
8.	Devin Watson	18-19	138/359	38.44
9.	Richie Williams	06-07-08-09	112/303	36.96
10.	Michael Best	89-90	107/292	36.64
11.	Chad Nelson	94-95-96-97	122/337	36.20
12.	D.J. Gay	08-09-10-11	219/607	36.08
13.	Jason Richey	97-98	136/381	35.69
14.	Xavier Thames	12-13-14	114/320	35.62
15.	Matt Mitchell	18-19-20-21	166/469	35.39
16.	Brandon Heath	04-05-06-07	281/798	35.21
17.	James Rahon	11-12-13	129/368	35.05
18.	Jeremy Hemsley	16-17-18-19	153/443	34.53
19.	Matt Shrigley	14-15-16-17	138/420	32.85
20.	Trey Kell	15-16-17-18	150/485	30.92

Free Throws

Rk	DI	Name	Years	GP	FT
1.	1.	Michael Cage	81-82-83-84	112	488
2.	-	Tony Pinkins	55-56-57	82	485
3.	-	Bob Brady	52-53-54	74	467
4.	2.	Winston Shepard	13-14-15-16	139	428
		Chad Nelson	94-95-96-97	112	415
6.	4.	Brandon Heath	04-05-06-07	125	410
7.	5.	Marcus Slaughter	04-05-06	87	388
8.	6.	Xavier Thames	12-13-14	97	372
9.	7.	Matt Mitchell	18-19-20-21	124	361
10.	-	Bernie Finlay	58-59-60	73	352
11.	8.	Jamaal Franklin	11-12-13	87	349

12.	9.	Kyle Spain	06-07-08-09	115	336
13.	10.	Trey Kell	15-16-17-18	134	331
		Anthony Watson	83-84-85-86	110	331
15.	-	Al Skalecky	66-67-68	82	309
16.	12.	Courtie Miller	90-91-92-93-94	101	302
17.	13.	Steve Copp	73-74-75-76	93	293
18.	-	Danny Newport	54-55-56	76	290
19.	14.	Myron Epps	99-00-01-02	113	274
20.	15.	Jeremy Hemsley	16-17-18-19	134	273
21.	16.	Tony Gwynn	78-79-80-81	107	245
22.	17.	Lorenzo Wade	07-08-09	92	240
23.	18.	Will Connelly	75-76-77	82	234
24.	19.	Tony Bland	02-03	63	233
25.	20.	Leonard Allen	82-83-84-85	116	227

Free Throw Attempts

DI	Name	Years	GP	FTA
1.	Michael Cage	81-82-83-84	112	667
2.	Winston Shepard	13-14-15-16	139	653
3.	Marcus Slaughter	04-05-06	87	530
4.	Brandon Heath	04-05-06-07	125	524
5.	Chad Nelson	94-95-96-97	112	519
6.	Trey Kell	15-16-17-18	134	468
7.	Myron Epps	99-00-01-02	113	466
8.	Matt Mitchell	18-19-20-21	124	449
9.	Jamaal Franklin	11-12-12	87	446
	Anthony Watson	83-84-85-86	110	446
11.	Xavier Thames	12-13-14	97	443
12.	Steve Copp	73-74-75-76	93	439
13.	Kyle Spain	06-07-08-09	115	434
14.	Jeremy Hemsley	16-17-18-19	134	406
15.	Courtie Miller	90-91-92-93-94	101	398
16.	Will Connelly	75-76-77	82	376
17.	Leonard Allen	82-83-84-85	116	369
18.	Mitch McMullen	88-89	58	356
19.	Lorenzo Wade	07-08-09	92	341
20.	Tony Bland	02-03	63	340

Free Throw Percentage

min. 100 career free throws

Rk	DI	Name	Years	FT/FTA	FT%
1.	1.	Jordan Schakel	18-19-20-21	147/169	86.98
2.	2.	Malachi Flynn	20	120/140	85.71
3.	3.	Kim Goetz	78-79	135/158	85.44
4.	-	Mike Spigler	69-70	112/134	83.58
5.	4.	Xavier Thames	12-13-14	372/449	82.85
6.	5.	Steve Malovic	78-79	164/199	82.41
7.	6.	Mohamed Abukar	06-07	186/226	82.30
8.	7.	Jason Richey	97-98	218/271	80.44
9.	8.	Matt Mitchell	18-19-20-21	361/449	80.40
10.	9.	Tony Ross	87-88-89	163/203	80.30
11.	10.	Chad Nelson	94-95-96-97	415/519	79.96
12.	11.	Matt Bradley	22-23	179/228	78.51
13.	12.	Jamaal Franklin	11-12-13	349/446	78.25
14.	13.	Brandon Heath	04-05-06-07	410/524	78.24
15.	14.	Mike Dodd	76-77-78-79	144/185	77.84
16.	-	Bernie Finlay	58-59-60	352/453	77.70
17.	15.	Kyle Spain	06-07-08-09	336/434	77.42
18.	16.	Chris McMurray	72-73	130/169	76.92
19.	17.	Chase Tapley	10-11-12-13	157/206	76.21
20.	18.	Jalen McDaniels	18-19	182/240	75.83

Blocks

since 1978-79 season

Rk	Name	Years	GP	Blk.
1.	Skyilar Spencer	13-14-15-16	144	303
2.	Nathan Mensah	19-20-21-22-23	137	217
3.	Leonard Allen	82-83-84-85	116	214
4.	Malcolm Thomas	10-11	71	127
5.	Michael Cage	81-82-83-84	112	118
6.	Joe McNaull	91-92-93	86	114
7.	Malik Pope	15-16-17-18	125	113
8.	Aerick Sanders	01-02-03-04	109	105
9.	Billy White	08-09-10-11	134	102
10.	Marcelo Correa	97-98-99-00-01	112	100
11.	Marcus Slaughter	04-05-06	87	78
12.	Lorenzo Wade	07-08-09	92	72
13.	Eddy Gordon	80-81-82-83	107	71
14.	Marty Dow	90-91	52	68

	Rodney Hawkins	86-87-88	70	68
16.	Dakarai Allen	14-15-16-17	133	66
17.	Leon Carter	95-96	57	58
18.	Marc Carter	94-95	56	55
19.	Chase Tapley	10-11-12-13	134	54
20.	Valentine Izundu	17	30	53

Steals

since 1978-79 season

Rk	Name	Years	GP	Steals
1.	Richie Williams	06-07-08-09	127	246
2.	Brandon Heath	04-05-06	125	217
3.	Anthony Watson	83-84-85-86	110	192
4.	Chase Tapley	10-11-12-13	134	187
5.	Chad Nelson	94-95-96-97	112	175
6.	Billy White	08-09-10-11	134	149
7.	Tony Gwynn	78-79-80-81	107	141
8.	Kyle Spain	06-07-08-09	115	137
9.	Eddie Morris	80-81-82-83	105	131
10.	Matt Mitchell	18-19-20-21	124	129
11.	Trey Kell	15-16-17-18	134	126
	D.J. Gay	08-09-10-11	140	126
	Matt Watts	98-99	53	126
	Michael Best	89-90	56	126
	Michael Cage	81-82-83-84	112	126
16.	Lorenzo Wade	07-08-09	92	125
17.	Dakarai Allen	14-15-16-17	133	121
18.	Xavier Thames	12-13-14	97	120
19.	Deandre Moore	01-02-03	88	114
20.	Eddy Gordon	80-81-82-83	107	111

Games Played

Rk	DI	Name	Years	GP
1.	1.	Adam Seiko	19-20-21-22-23	145
2.	2.	Skyilar Spencer	13-14-15-16	144
3.	3.	D.J. Gay	08-09-10-11	140
4.	4.	Winston Shepard	13-14-15-16	139
5.	5.	Nathan Mensah	19-20-21-22-23	137
6.	6.	Jeremy Hemsley	16-17-18-19	134
		Trey Kell	15-16-17-18	134
		Chase Tapley	10-11-12-13	134
		Billy White	08-09-10-11	134
10.	10.	Dakarai Allen	14-15-16-17	133
11.	11.	Richie Williams	06-07-08-09	127
12.	12.	Aquek Arop	19-20-21-22-23	126
13.	13.	Malik Pope	15-16-17-18	125
		Brandon Heath	04-05-06-07	125
15.	15.	Matt Mitchell	18-19-20-21	124
16.	16.	Matt Thomas	05-06-07-08-09	124
17.	17.	Jordan Schakel	18-19-20-21	121
18.	18.	John Sharper	03-04-05-06	119
19.	19.	Leonard Allen	82-83-84-85	116
20.	20.	Kyle Spain	06-07-08-09	115

Games Started

since 1978-79

Rk	Name	Years	GP	GS
1.	Billy White	08-09-10-11	134	124
2.	Nathan Mensah	19-20-21-22-23	137	121
3.	D.J. Gay	08-09-10-11	140	120
	Brandon Heath	04-05-06-07	125	120
5.	Chase Tapley	10-11-12-13	134	114
6.	Trey Kell	15-16-17-18	134	112
	Michael Cage	81-82-83-84	112	112
8.	Leonard Allen	82-83-84-85	116	110
9.	Richie Williams	06-07-08-09	127	109
10.	Matt Mitchell	18-19-20-21	124	108
11.	JJ O'Brien	13-14-15	105	104
12.	Chad Nelson	94-95-96-97	112	103
13.	Skyilar Spencer	13-14-15	144	102
14.	Winston Shepard	13-14-15	139	101
15.	Jeremy Hemsley	16-17-18-19	134	95
	Kyle Spain	06-07-08-09	115	95
17.	Anthony Watson	83-84-85-86	110	93
18.	Xavier Thames	12-13-14	97	91
	Marcelo Correa	97-98-99-00-01	112	91
20.	Myron Epps			

Individual Career Records

Consecutive Games Started

Rk	Name	since 1980-81 season		
		Years	GP	CGS
1.	Michael Cage	81-82-83-84	112	112
2.	Chad Nelson	94-95-96-97	112	103
3.	Brandon Heath	04-05-06-07	125	85
4.	Skylar Spencer	13-14-15-16	144	76
5.	D.J. Gay	08-09-10-11	140	71
6.	Leonard Allen	82-83-84-85	116	70
7.	Malcolm Thomas	10-11	71	68
8.	Devin Watson	2018-19	67	67
9.	Trey Kell	15-16-17	106	66
	Nathan Mensah	19-20-21-22-23	135	66
10.	Kawhi Leonard	10-11	70	64
11.	Winston Shepard	13-14-15-16	139	62
	JJ O'Brien	13-14-15	105	62
13.	Randy Holcomb	01-02	61	61
14.	Matt Mitchell	18-19-20-21	124	60
	Aerick Sanders	01-02-03-04	109	60
16.	Trey Pulliam	20-21-22	91	59
17.	Myron Epps	99-00-01-02	113	58
18.	Chris Walters	1993-94	57	57
	Joe McNaull	91-92-93	86	57
20.	Jamaal Franklin	11-12-13	87	55
	Kevin Betts	97-98	55	55
	Anthony Watson	83-84-85-86	110	55

Minutes Played

Rk	Name	since 1978-79 season		
		Years	GP	Min.
1.	Brandon Heath	04-05-06-07	125	4,275
2.	Michael Cage	81-82-83-84	112	4,262
3.	D.J. Gay	08-09-10-11	140	4,222
4.	Chase Tapley	10-11-12-13	134	3,813
5.	Richie Williams	06-07-08-09	127	3,780
6.	Chad Nelson	94-95-96-97	103	3,692
7.	Trey Kell	15-16-17-18	134	3,640
8.	Jeremy Hemsley	16-17-18-19	134	3,632
9.	Winston Shepard	13-14-15-16	139	3,583
10.	Billy White	08-09-10-11	134	3,532
11.	Matt Mitchell	18-19-20-21	124	3,340
12.	Anthony Watson	83-84-85-86	110	3,330
13.	Leonard Allen	82-83-84-85	116	3,191
14.	Skylar Spencer	13-14-15-16	144	3,100
15.	JJ O'Brien	13-14-15	105	3,077
16.	Xavier Thames	12-13-14	97	3,035
17.	Myron Epps	99-00-01-02	113	2,971
18.	Kyle Spain	06-07-08-09	115	2,948
19.	Nathan Mensah	19-20-21-22-23	137	2,931
20.	Lorenzo Wade	07-08-09	92	2,911

Efficiency Points

Rk	Name	since 1978-79 season		
		Years	GP	Eff. Pts.
1.	Michael Cage	81-82-83-84	112	2,534
2.	Brandon Heath	04-05-06-07	125	1,652
3.	Billy White	08-09-10-11	134	1,635
4.	Chase Tapley	10-11-12-13	134	1,574
5.	Marcus Slaughter	04-05-06	87	1,495
6.	Matt Mitchell	18-19-20-21	124	1,485
7.	Steve Copp	73-74-75-76	93	1,450
8.	Joel Kramer	74-76-77-78	99	1,407
9.	Leonard Allen	82-83-84-85	116	1,395
10.	Chad Nelson	94-95-96-97	112	1,351
11.	Winston Shepard	13-14-15-16	139	1,343
12.	Anthony Watson	83-84-85-86	110	1,337
13.	Kawhi Leonard	10-11	70	1,322
14.	Malik Pope	15-16-17-18	125	1,311
15.	Kyle Spain	06-07-08	115	1,308
16.	Trey Kell	15-16-17-18	134	1,302
17.	Aerick Sanders	01-02-03-04	109	1,276
18.	Jamaal Franklin	11-12-13	87	1,282
19.	Skylar Spencer	13-14-15-16	144	1,252
20.	Lorenzo Wade	07-08-09	92	1,244

Efficiency Average

Rk	Name	min. 50 games; since 1978-79 season		
		Years	GP	EPG
1.	Michael Cage	81-82-83-84	112	22.63
2.	Steve Malovic	78-79	55	20.67
3.	Kawhi Leonard	10-11	70	18.89
4.	Marty Dow	90-91	52	17.52
5.	Marcus Slaughter	04-05-06	87	17.18
6.	Jalen McDaniels	18-19	67	16.54
7.	Malcolm Thomas	10-11	71	16.24
8.	Kim Goetz	78-79	54	16.09
9.	Steve Copp	73-74-75-76	93	15.59
10.	Randy Holcomb	01-02	61	15.34
11.	Will Connelly	75-76-77	82	14.83
12.	Jamaal Franklin	11-12-13	87	14.74
13.	Jason Richey	97-98	52	14.40
14.	Joel Kramer	74-76-77-78	99	14.21
15.	Mahamed Abukar	06-07	54	14.20
16.	Leon Carter	95-96	57	13.82
17.	Mitch McMullen	88-89	58	13.78
18.	Lorenzo Wade	07-08-09	92	13.52
19.	Tony Bland	02-03	63	13.27
20.	Brandon Heath	04-05-06-07	125	13.22

Points-Rebounds-Assists

Rk	Name	since 1972-73 season		
		Years	GP	PRA
1.	Michael Cage	81-82-83-84	112	3,261
2.	Brandon Heath	04-05-06-07	125	3,002
3.	Anthony Watson	83-84-85-86	110	2,453
4.	Winston Shepard	13-14-15-16	139	2,424
5.	Matt Mitchell	18-19-20-21	124	2,259
6.	Trey Kell	15-16-17-18	134	2,241
7.	Chase Tapley	10-11-12-13	134	2,238
8.	Steve Copp	73-74-75-76	93	2,215
9.	Marcus Slaughter	04-05-06	87	2,099
10.	Billy White	08-09-10-11	134	2,069
11.	Chad Nelson	94-95-96-97	112	2,007
12.	Jeremy Hemsley	16-17-18-19	134	2,000
13.	Kyle Spain	06-07-08-09	115	1,959
14.	Jamaal Franklin	11-12-13	87	1,952
15.	Lorenzo Wade	07-08-09	92	1,918
16.	Will Connelly	75-76-77	82	1,901
17.	Malik Pope	15-16-17-18	124	1,869
18.	Kawhi Leonard	10-11	70	1,862
19.	Xavier Thames	12-13-14	97	1,833
20.	Joel Kramer	74-76-77-78	99	1,822

Victories

Rk	Name	since 1975-76		
		Years	GP	Wins
1.	Adam Seiko	19-20-21-22-23	145	112
2.	Skylar Spencer	13-14-15-16	144	109
3.	D.J. Gay	08-09-10-11	140	105
4.	Nathan Mensah	19-20-21-22-23	137	104
	Winston Shepard	13-14-15-16	139	104
6.	Chase Tapley	10-11-12-13	134	103
7.	Billy White	08-09-10-11	134	101
8.	Dakarai Allen	14-15-16-17	133	99
9.	Matt Mitchell	18-19-20-21	124	96
10.	Aguek Arop	19-20-21-22-23	126	94
11.	Trey Kell	15-16-17-18	134	92
12.	Jordan Schakel	18-19-20-21	121	90
13.	Jeremy Hemsley	16-17-18-19	134	87
14.	Malik Pope	15-16-17-18	125	86
15.	Matt Shrigley	14-15-16-17	113	85
	Tim Shelton	08-09-10-11-12	109	85
	Richie Williams	06-07-08-09	127	85
18.	JJ O'Brien	13-14-15	105	80
	Kyle Spain	06-07-08-09	115	80
20.	James Rahon	11-12-13	100	78
21.	Leonard Allen	82-83-84-85	116	76
22.	Trey Pulliam	20-21-22	91	75
	Xavier Thames	12-13-14	97	75

Conference Victories

Rk	Name	since 1975-76		
		Years	CGP	Wins
1.	Adam Seiko	19-20-21-22-23	80	65
2.	Nathan Mensah	19-20-21-22-23	68	55
	Winston Shepard	13-14-15-16	70	55
	Skylar Spencer	13-14-15-16	70	55
5.	Aguek Arop	19-20-21-22-23	66	54
6.	Dakarai Allen	14-15-16-17	68	51
7.	Matt Mitchell	18-19-20-21	66	50
8.	Matt Shrigley	14-15-16-17	64	49
9.	Trey Kell	15-16-17-18	68	48
	Malik Pope	15-16-17-18	67	48
11.	Jordan Schakel	18-19-20-21	63	47
12.	Jeremy Hemsley	16-17-18-19	69	45
	D.J. Gay	08-09-10-11	64	45
14.	Trey Pulliam	20-21-22	51	43
	Billy White	08-09-10-11	56	43
16.	Chase Tapley	10-11-12-13	59	41
17.	JJ O'Brien	13-14-15	51	39
	Richie Williams	06-07-08-09	60	39
19.	Kyle Spain	06-07-08-09	51	36
	Leonard Allen	82-83-84-85	64	36

Win Shares

Rk	Name	since 1995-96		
		Years	CGP	WS
1.	Billy White	08-09-10-11	134	18.4
2.	Chase Tapley	10-11-12-13	134	17.1
3.	Nathan Mensah	19-20-21-22	107	14.0
4.	Matt Mitchell	18-19-20-21	124	13.7
5.	Jordan Schakel	18-19-20-21	121	13.2
6.	Xavier Thames	12-13-14	97	13.1
7.	Brandon Heath	04-05-06-07	125	12.5
8.	Trey Kell	15-16-17-18	134	12.4
9.	Kyle Spain	06-07-08-09	115	12.2
10.	Skylar Spencer	13-14-15-16	144	12.0
11.	Kawhi Leonard	10-11	70	11.8

Division I Freshman Season Records

Points

Rk	Name	Points	Year
1.	Tony Ross	455	1987
2.	Jeremy Hemsley	443	2016
3.	Kawhi Leonard	433	2010
4.	Brandon Heath	413	2004
5.	Matt Mitchell	346	2018
6.	Jalen McDaniels	345	2018
7.	Eddy Gordon	345	1980
8.	Presnell Gilbert	338	1977
9.	Anthony Watson	319	1983
9.	Eddie Morris	319	1980

Scoring Average

Rk	Name	PPG	Year
1.	Tony Ross	16.3	1987
2.	Presnell Gilbert	15.4	1977
3.	Brandon Heath	13.8	2004
4.	Eddie Morris	13.3	1980
5.	Eddy Gordon	12.8	1980
6.	Kawhi Leonard	12.7	2010
7.	Jeremy Hemsley	12.0	2016
8.	Myron Epps	11.8	1999
9.	Anthony Watson	11.4	1983
10.	Michael Cage	10.9	1981

Rebounds

Rk	Name	Rebounds	Year
1.	Michael Cage	355	1981
2.	Kawhi Leonard	336	2010
3.	Jalen McDaniels	248	2018
4.	Eddy Gordon	239	1980
5.	Zylan Cheatham	205	2016
6.	Marcus Slaughter	204	2004
7.	Billy White	195	2008
8.	Nathan Mensah	187	2019
9.	Steve Copp	173	1973
10.	Tim Shelton	161	2009

Rebound Average

Rk	Name	RPG	Year
1.	Michael Cage	13.1	1981
2.	Kawhi Leonard	9.9	2010
3.	Eddy Gordon	8.9	1980
4.	Jalen McDaniels	7.5	2018
5.	Marcus Slaughter	6.8	2004
6.	Steve Copp	6.7	1973
7.	Presnell Gilbert	6.5	1977
8.	Billy White	5.9	2008
9.	Kyle Spain	5.6	2006
10.	Myron Epps	5.6	1999

Assists

Rk	Name	Assists	Year
1.	Raymond King	150	1996
2.	Richie Williams	127	2006
3.	Mark Delsman	120	1974
4.	Bradley Jackson	101	2000
5.	Jason Hamilton	97	1993
6.	Chad Nelson	90	1994
7.	Anthony Watson	85	1983
8.	Tracy Dildy	73	1986
9.	Chase Tapley	72	2010
10.	Jeremy Hemsley	68	2016

Assist Average

Rk	Name	APG	Year
1.	Raymond King	5.2	1996
2.	Mark Delsman	4.6	1974
3.	Richie Williams	3.8	2006
4.	Jason Hamilton	3.7	1993
5.	Bradley Jackson	3.6	2000
6.	Chad Nelson	3.2	1994
7.	Anthony Watson	3.0	1983
8.	Tracy Dildy	2.5	1986
9.	David Abramowitz	2.3	1999
10.	Chase Tapley	2.2	2010

Blocks

Rk	Name	Blocks	Year
----	------	--------	------

1.	Skylar Spencer	51	2013
2.	Leonard Allen	45	1982
3.	Eddy Gordon	43	1980
4.	Nathan Mensah	39	2019
5.	Joe McNaull	32	1991
6.	Zylan Cheatham	26	2016
7.	Billy White	25	2008
8.	Evan Burns	25	2003
9.	Malik Pope	24	2015
10.	Kawhi Leonard	24	2010

Steals

Rk	Name	Steals	Year
1.	Raymond King	63	1996
2.	Richie Williams	58	2006
3.	Jason Hamilton	55	1993
4.	Kawhi Leonard	47	2010
5.	Billy White	47	2008
6.	Brandon Heath	41	2004
7.	Tracy Dildy	40	1986
8.	Bradley Jackson	38	2000
9.	Chase Tapley	37	2010
10.	Matt Mitchell	36	2018
10.	Chad Nelson	36	1994

Field Goals

Rk	Name	FG	Year
1.	Kawhi Leonard	166	2010
2.	Tony Ross	152	1987
3.	Eddy Gordon	149	1980
4.	Presnell Gilbert	148	1977
5.	Jeremy Hemsley	147	2016
6.	Brandon Heath	144	2004
7.	Eddie Morris	144	1980
8.	Anthony Watson	132	1983
9.	Jalen McDaniels	126	2018
10.	Billy White	118	2008

Field Goal Attempts

Rk	Name	FGA	Year
1.	Brandon Heath	368	2004
2.	Kawhi Leonard	365	2010
3.	Tony Ross	364	1987
4.	Jeremy Hemsley	342	2016
5.	Eddie Morris	326	1980
6.	Presnell Gilbert	321	1977
7.	Anthony Watson	320	1983
8.	Eddy Gordon	312	1980
9.	Matt Mitchell	258	2018
10.	Myron Epps	241	1999

Field Goal Percentage

Rk	Name	Pct.	Year
1.	Billy White	61.5	2008
2.	Jalen McDaniels	58.6	2018
3.	Michael Cage	55.8	1981
4.	Zylan Cheatham	52.8	2016
5.	Tim Shelton	50.2	2009
6.	Chase Tapley	50.0	2010
7.	Kyle Spain	49.5	2006
8.	Evan Burns	49.2	2003
9.	Myron Epps	48.1	1999
10.	Eddy Gordon	47.8	1980

Three-Point Field Goals

Rk	Name	3FGs	Year
1.	Tony Ross	104	1987
2.	Matt Mitchell	49	2018
3.	Brandon Heath	48	2004
4.	Steve Sir	46	2003
5.	D.J. Gay	45	2008
6.	Jeremy Hemsley	42	2016
7.	Matt Shrigley	40	2014
8.	Chase Tapley	35	2010
9.	David Abramowitz	29	1999
10.	Jason Hamilton	28	1993

Three-Point Field Goal Attempts

Rk	Name	3FGA	Year
1.	Tony Ross	223	1987
2.	Brandon Heath	160	2004
3.	Matt Mitchell	137	2018
4.	D.J. Gay	121	2008
5.	Jeremy Hemsley	118	2016
6.	Steve Sir	114	2003
7.	Matt Shrigley	113	2014
8.	Chase Tapley	93	2010
9.	David Abramowitz	87	1999
10.	Robert Ringo	84	1992

Three-Point Field Goal Pct.

Rk	Name	Pct.	Year
1.	Jason Hamilton	50.0	1993
2.	Chad Nelson	46.7	1994
3.	Tony Ross	46.6	1987
4.	Steve Sir	40.4	2003
5.	Chase Tapley	37.6	2010
6.	D.J. Gay	37.2	2008
7.	Matt Mitchell	35.8	2018
8.	Jeremy Hemsley	35.6	2016
9.	Matt Shrigley	35.4	2014
10.	Jordan Schakel	34.6	2018

Free Throws

Rk	Name	FT	Year
1.	Zylan Cheatham	111	2016
2.	Jeremy Hemsley	107	2016
3.	Jalen McDaniels	89	2018
4.	Kawhi Leonard	85	2010
5.	Brandon Heath	77	2004
6.	Myron Epps	76	1999
7.	Steve Copp	76	1973
8.	Matt Mitchell	65	2018
9.	Matt Thomas	65	2005
10.	Michael Cage	65	1981

Free Throw Attempts

Rk	Name	FTA	Year
1.	Zylan Cheatham	155	2016
2.	Myron Epps	147	1999
3.	Jeremy Hemsley	141	2016
4.	Kawhi Leonard	117	2010
5.	Jalen McDaniels	113	2018
6.	Steve Copp	113	1973
7.	Brandon Heath	110	2004
8.	Vincent Okotie	96	1999
9.	Matt Thomas	95	2005
10.	Kyle Spain	92	2006

Free Throw Percentage

Rk	Name	Pct.	Year
1.	Jalen McDaniels	78.8	2018
2.	Matt Mitchell	76.5	2018
3.	Jeremy Hemsley	75.9	2016
4.	Michael Cage	75.6	1981
5.	Bradley Jackson	74.0	2000
6.	Chad Nelson	73.2	1994
7.	Kawhi Leonard	72.6	2010
8.	Marcus Slaughter	72.4	2004
9.	Zylan Cheatham	71.6	2016
10.	Richie Williams	71.6	2006

Minutes Played

Rk	Name	Min.	Year
1.	Kawhi Leonard	1,064	2010
2.	Michael Cage	1,031	1981
3.	Raymond King	1,016	1996
4.	Jeremy Hemsley	1,014	2016
5.	Billy White	946	2008
6.	Richie Williams	935	2006
7.	Brandon Heath	897	2004
8.	Matt Mitchell	874	2018

Jason Hamilton	874	1993
10. Bradley Jackson	830	2000

Efficiency Points

Rk	Name	Points	Year
1.	Kawhi Leonard	597	2010
2.	Michael Cage	537	1981
3.	Jalen McDaniels	519	2018
4.	Eddy Gordon	453	1980
5.	Billy White	429	2008
6.	Zylan Cheatham	390	2016
7.	Marcus Slaughter	360	2004
8.	Matt Mitchell	350	2018
9.	Nathan Mensah	343	2019
10.	Jeremy Hemsley	339	2016

Efficiency Average

Rk	Name	EPG	Year
1.	Michael Cage	19.89	1981
2.	Kawhi Leonard	17.55	2010
3.	Eddy Gordon	16.78	1980
4.	Jalen McDaniels	15.73	2018
5.	Billy White	13.00	2008
6.	Marcus Slaughter	12.00	2004
7.	Evan Burns	11.69	2003
8.	Kyle Spain	11.43	2006
9.	Matt Mitchell	10.61	2018
10.	Jason Hamilton	10.42	1993

Points-Rebs.-Assists (PRA)

Rk	Name	PRA	Year
1.	Kawhi Leonard	834	2010
2.	Michael Cage	661	1981
3.	Eddy Gordon	630	1980
4.	Jalen McDaniels	622	2018
5.	Jeremy Hemsley	600	2016
6.	Tony Ross	551	1987
7.	Brandon Heath	546	2004
8.	Zylan Cheatham	541	2016
9.	Matt Mitchell	534	2018
10.	Presnell Gilbert	516	1977

PRA Average

Rk	Name	PRAPG	Year
1.	Kawhi Leonard	24.53	2010
2.	Michael Cage	24.48	1981
3.	Presnell Gilbert	23.45	1977
4.	Eddy Gordon	23.33	1980
5.	Tony Ross	19.68	1987
6.	Jalen McDaniels	18.85	2018
7.	Steve Copp	18.31	1973
8.	Brandon Heath	18.20	2004
9.	Eddie Morris	18.08	1980
10.	Myron Epps	17.96	1999

SEASON STATISTICS

Record: 24-6 (Home: 15-1, Away: 8-2, Neutral: 1-3)

No.	Player	GP	GS	Min	Avg	TOTAL			3-PTS			REBOUNDS			PF	FO	A	TO	Blk	Stl	Pts	Avg				
						FG	FGA	Pct	3FG	FGA	Pct	FT	FTA	Pct									Off	Def	Tot	Avg
20	BRADLEY, Matt	30	30	802	26.7	138	335	.412	48	129	.372	66	83	.795	21	95	116	3.9	45	1	66	45	8	22	390	13.0
12	TRAMMELL, Darrion	29	28	796	27.4	91	256	.355	38	122	.311	65	86	.756	7	54	61	2.1	44	0	103	51	3	41	285	9.8
05	BUTLER, Lamont	30	29	756	25.2	94	230	.409	30	90	.333	37	51	.725	10	63	73	2.4	84	1	98	61	2	49	255	8.5
13	LEDEE, Jaedon	30	1	539	18.0	81	161	.503	0	9	.000	75	97	.773	58	93	151	5.0	61	1	28	27	8	15	237	7.9
03	PARRISH, Micah	30	1	647	21.6	76	179	.425	40	98	.408	40	52	.769	23	73	96	3.2	58	1	20	33	8	25	232	7.7
00	JOHNSON, Keshad	30	30	659	22.0	88	162	.543	9	37	.243	43	70	.614	47	107	154	5.1	46	1	18	23	13	14	228	7.6
02	SEIKO, Adam	28	1	571	20.4	59	122	.484	50	100	.500	19	24	.792	8	34	42	1.5	30	0	20	19	0	11	187	6.7
31	MENSAH, Nathan	30	29	634	21.1	74	135	.548	1	2	.500	49	70	.700	64	109	173	5.8	62	3	17	33	46	22	198	6.6
33	AROP, Aguek	28	1	436	15.6	56	86	.651	1	4	.250	15	23	.652	31	44	75	2.7	52	0	23	21	15	17	128	4.6
21	BYRD, Miles	4	0	40	10.0	7	13	.538	2	7	.286	1	2	.500	0	2	2	0.5	3	0	6	4	0	2	17	4.3
11	JOHNSON JR, Demarsha	6	0	28	4.7	3	5	.600	0	0	.000	2	2	1.000	1	4	5	0.8	1	0	1	3	1	0	8	1.3
25	SAUNDERS, Elijah	13	0	88	6.8	5	18	.278	2	11	.182	2	6	.333	5	12	17	1.3	3	0	8	7	1	1	14	1.1
14	ALGER, Cade	6	0	14	2.3	2	4	.500	2	4	.500	0	0	.000	0	2	2	0.3	1	0	0	0	0	0	6	1.0
04	BARNETT, Jared	7	0	25	3.6	1	7	.143	1	3	.333	0	0	.000	1	2	3	0.4	2	0	3	4	0	1	3	0.4
42	BROUGHTON, Triston	4	0	6	1.5	0	0	.000	0	0	.000	0	0	.000	0	0	0	0.0	1	0	0	0	0	0	0	0.0
24	BROUGHTON, Tyler	6	0	9	1.5	0	1	.000	0	1	.000	0	0	.000	0	1	1	0.2	0	0	0	2	0	1	0	0.0
TEAM																										
SAN DIEGO STATE		30				775 1,714 .452			224 617 .363			414 566 .731			316 7461,062		35.4 493		8 411 360 105 221		2,188 72.9					
OPPONENTS		30				689 1,635 .421			198 664 .298			356 479 .743			252 671 923 30.8		543 12 326 405 83 194		1,932 64.4							

SCORE BY PERIODS:	1st	2nd	OT	Total
SAN DIEGO STATE	1,095	1,069	24	-2,188
OPPONENTS	851	1,059	22	-1,932

Mountain West: 15-3 (Home: 8-1, Away: 7-2)

No.	Player	GP	GS	Min	Avg	TOTAL			3-PTS			REBOUNDS			PF	FO	A	TO	Blk	Stl	Pts	Avg				
						FG	FGA	Pct	3FG	FGA	Pct	FT	FTA	Pct									Off	Def	Tot	Avg
20	BRADLEY, Matt	18	18	498	27.7	91	213	.427	36	84	.429	41	55	.745	13	52	65	3.6	24	0	43	22	5	14	259	14.4
05	BUTLER, Lamont	18	17	460	25.6	56	142	.394	20	59	.339	23	28	.821	9	38	47	2.6	52	1	60	40	0	24	155	8.6
00	JOHNSON, Keshad	18	18	420	23.3	55	103	.534	6	22	.273	25	41	.610	28	76	104	5.8	28	0	9	13	10	10	141	7.8
13	LEDEE, Jaedon	18	0	321	17.8	50	90	.556	0	5	.000	41	53	.774	37	54	91	5.1	37	1	12	13	6	7	141	7.8
12	TRAMMELL, Darrion	18	17	476	26.4	46	138	.333	20	70	.286	28	42	.667	4	27	31	1.7	22	0	63	35	3	19	140	7.8
03	PARRISH, Micah	18	0	385	21.4	43	102	.422	21	50	.420	26	32	.813	19	45	64	3.6	40	1	14	19	6	13	133	7.4
02	SEIKO, Adam	17	1	371	21.8	38	79	.481	35	66	.530	9	12	.750	4	18	22	1.3	20	0	14	13	0	6	120	7.1
31	MENSAH, Nathan	18	18	382	21.2	41	78	.526	0	1	.000	32	45	.711	43	59	102	5.7	37	1	12	17	27	10	114	6.3
33	AROP, Aguek	17	1	269	15.8	32	53	.604	1	2	.500	12	15	.800	19	29	48	2.8	31	0	11	14	13	9	77	4.5
25	SAUNDERS, Elijah	7	0	22	3.1	1	3	.333	0	2	.000	0	1	.000	1	4	5	0.7	1	0	1	1	0	1	2	0.3
04	BARNETT, Jared	4	0	5	1.3	0	2	.000	0	1	.000	0	0	.000	0	0	0	0.0	0	0	0	0	0	0	0	0.0
24	BROUGHTON, Tyler	4	0	5	1.3	0	1	.000	0	1	.000	0	0	.000	0	0	0	0.0	0	0	0	0	0	0	0	0.0
42	BROUGHTON, Triston	3	0	4	1.3	0	0	.000	0	0	.000	0	0	.000	0	0	0	0.0	1	0	0	0	0	0	0	0.0
11	JOHNSON JR, Demarsha	3	0	4	1.3	0	0	.000	0	0	.000	0	0	.000	0	1	1	0.3	0	0	0	0	0	0	0	0.0
14	ALGER, Cade	3	0	3	1.0	0	0	.000	0	0	.000	0	0	.000	0	0	0	0.0	0	0	0	0	0	0	0	0.0
TEAM																										
SAN DIEGO STATE		18				453 1004 .451			139 363 .383			237 324 .731			199 433 632 35.1		293 4 239 209 70 113		1,282 71.2							
OPPONENTS		18				407 961 .424			120 404 .297			213 280 .761			153 375 528 29.3		304 7 205 209 49 110		1,147 63.7							

SCORE BY PERIODS:	1st	2nd	OT	Total
SAN DIEGO STATE	652	613	17	-1,282
OPPONENTS	499	637	11	-1,147

HOME/AWAY STATISTICS

Home: 15-1

No.	Player	GP	GS	Min	Avg	TOTAL			3-PTS			REBOUNDS			PF	FO	A	TO	Blk	Stl	Pts	Avg						
						FG	FGA	Pct	3FG	FGA	Pct	FT	FTA	Pct									Off	Def	Tot	Avg		
20	BRADLEY, Matt	16	16	405	25.3	65	155	.419	23	60	.383	32	40	.800	11	44	55	3.4	23	0	38	21	6	8	185	11.6		
12	TRAMMELL, Darrion	15	14	412	27.5	46	123	.374	23	63	.365	25	33	.758	5	29	34	2.3	24	0	57	26	3	16	140	9.3		
02	SEIKO, Adam	15	1	304	20.3	43	86	.500	39	72	.542	12	13	.923	6	18	24	1.6	12	0	11	9	0	7	137	9.1		
13	LEDEE, Jaedon	16	1	306	19.1	48	90	.533	0	7	.000	48	63	.762	33	49	82	5.1	30	0	20	16	6	7	144	9.0		
31	MENSAH, Nathan	16	15	342	21.4	51	83	.614	1	1	1.000	36	49	.735	32	65	97	6.1	26	1	7	17	21	14	139	8.7		
00	JOHNSON, Keshad	16	16	345	21.6	50	92	.543	3	19	.158	23	42	.548	28	53	81	5.1	22	0	14	12	7	9	126	7.9		
05	BUTLER, Lamont	16	15	386	24.1	46	105	.438	14	47	.298	15	22	.682	5	40	45	2.8	49	0	68	37	1	36	121	7.6		
03	PARRISH, Micah	16	1	331	20.7	39	98	.398	20	54	.370	21	29	.724	14	37	51	3.2	24	0	11	18	5	16	119	7.4		
21	BYRD, Miles	4	0	40	10.0	7	13	.538	2	7	.286	1	2	.500	0	2	2	0.5	3	0	6	4	0	2	17	4.3		
33	AROP, Aguek	14	1	166	11.9	20	32	.625	1	2	.500	6	12	.500	12	18	30	2.1	17	0	12	5	8	7	47	3.4		
11	JOHNSON JR, Demarsha	6	0	28	4.7	3	5	.600	0	0	.000	2	2	1.000	1	4	5	0.8	1	0	1	3	1	0	8	1.3		
25	SAUNDERS, Elijah	11	0	81	7.4	5	16	.313	2	10	.200	2	6	.333	5	12	17	1.5	2	0	8	6	1	1	14	1.3		
14	ALGER, Cade	6	0	14	2.3	2	4	.500	2	4	.500	0	0	.000	0	2	2	0.3	1	0	0	0	0	0	6	1.0		
04	BARNETT, Jared	7	0	25	3.6	1	7	.143	1	3	.333	0	0	.000	1	2	3	0.4	2	0	3	4	0	1	3	0.4		
42	BROUGHTON, Triston	4	0	6	1.5	0	0	.000	0	0	.000	0	0	.000	0	0	0	0.0	1	0	0	0	0	0	0	0.0		
24	BROUGHTON, Tyler	6	0	9	1.5	0	1	.000	0	1	.000	0	0	.000	0	1	1	0.2	0	0	0	2	0	1	0	0.0		
TEAM															18	32	50	3.1	0						11			0
SAN DIEGO STATE		16				426	910	.468	131	350	.374	223	313	.712	171	408	579	36.2	237	1	256	191	59	125	1,206	75.4		
OPPONENTS		16				351	873	.402	102	357	.286	162	224	.723	134	338	472	29.5	289	4	164	231	32	108	966	60.4		

SCORE BY PERIODS:	1st	2nd	Total
SAN DIEGO STATE	606	600	-1,206
OPPONENTS	419	547	-966

Away/Neutral: 9-5 (Away: 8-2, Neutral: 1-3)

No.	Player	GP	GS	Min	Avg	TOTAL			3-PTS			REBOUNDS			PF	FO	A	TO	Blk	Stl	Pts	Avg						
						FG	FGA	Pct	3FG	FGA	Pct	FT	FTA	Pct									Off	Def	Tot	Avg		
20	BRADLEY, Matt	14	14	397	28.4	73	180	.406	25	69	.362	34	43	.791	10	51	61	4.4	22	1	28	24	2	14	205	14.6		
12	TRAMMELL, Darrion	14	14	384	27.4	45	133	.338	15	59	.254	40	53	.755	2	25	27	1.9	20	0	46	25	0	25	145	10.4		
05	BUTLER, Lamont	14	14	370	26.4	48	125	.384	16	43	.372	22	29	.759	5	23	28	2.0	35	1	30	24	1	13	134	9.6		
03	PARRISH, Micah	14	0	316	22.6	37	81	.457	20	44	.455	19	23	.826	9	36	45	3.2	34	1	9	15	3	9	113	8.1		
00	JOHNSON, Keshad	14	14	314	22.4	38	70	.543	6	18	.333	20	28	.714	19	54	73	5.2	24	1	4	11	6	5	102	7.3		
13	LEDEE, Jaedon	14	0	233	16.6	33	71	.465	0	2	.000	27	34	.794	25	44	69	4.9	31	1	8	11	2	8	93	6.6		
33	AROP, Aguek	14	0	270	19.3	36	54	.667	0	2	.000	9	11	.818	19	26	45	3.2	35	0	11	16	7	10	81	5.8		
31	MENSAH, Nathan	14	14	292	20.9	23	52	.442	0	1	.000	13	21	.619	32	44	76	5.4	36	2	10	16	25	8	59	4.2		
02	SEIKO, Adam	13	0	267	20.5	16	36	.444	11	28	.393	7	11	.636	2	16	18	1.4	18	0	9	10	0	4	50	3.8		
25	SAUNDERS, Elijah	2	0	7	3.5	0	2	.000	0	1	.000	0	0	.000	0	0	0	0.0	1	0	0	1	0	0	0	0.0		
TEAM															22	19	41	3.2	0						16			0
SAN DIEGO STATE		14				349	804	.434	93	267	.348	191	253	.755	145	338	483	34.5	256	7	155	169	46	96	982	70.1		
OPPONENTS		14				338	762	.444	96	307	.313	194	255	.761	118	333	451	32.2	254	8	162	174	51	86	966	69.0		

SCORE BY PERIODS:	1st	2nd	OT	Total
SAN DIEGO STATE	489	469	24	-982
OPPONENTS	432	512	22	-966

WIN/LOSS STATISTICS

Wins: 24

No.	Player	GP	GS	Min	Avg	TOTAL			3-PTS			REBOUNDS			PF	FO	A	TO	Blk	Stl	Pts	Avg				
						FG	FGA	Pct	3FG	FGA	Pct	FT	FTA	Pct									Off	Def	Tot	Avg
20	BRADLEY, Matt	24	24	627	26.1	107	249	.430	40	97	.412	49	63	.778	17	71	88	3.7	35	1	57	34	8	17	303	12.6
12	TRAMMELL, Darrion	23	22	627	27.3	70	189	.370	34	91	.374	49	63	.778	7	46	53	2.3	33	0	89	42	3	33	223	9.7
05	BUTLER, Lamont	24	23	614	25.6	81	187	.433	27	77	.351	27	36	.750	9	52	61	2.5	65	0	85	46	2	43	216	9.0
13	LEDEE, Jaedon	24	1	430	17.9	70	133	.526	0	9	.000	66	86	.767	51	78	129	5.4	48	1	23	19	7	10	206	8.6
03	PARRISH, Micah	24	1	507	21.1	64	146	.438	34	77	.442	28	37	.757	20	60	80	3.3	45	1	18	26	7	23	190	7.9
00	JOHNSON, Keshad	24	24	522	21.8	68	134	.507	8	33	.242	36	57	.632	40	85	125	5.2	32	0	16	21	11	10	180	7.5
02	SEIKO, Adam	22	1	455	20.7	51	106	.481	44	86	.512	15	19	.789	7	26	33	1.5	24	0	17	13	0	7	161	7.3
31	MENSAH, Nathan	24	23	515	21.5	62	116	.534	1	1	1.000	44	64	.688	52	94	146	6.1	40	0	14	23	40	18	169	7.0
21	BYRD, Miles	4	0	40	10.0	7	13	.538	2	7	.286	1	2	.500	0	2	2	0.5	3	0	6	4	0	2	17	4.3
33	AROP, Aguek	23	1	326	14.2	42	69	.609	1	3	.333	9	15	.600	26	37	63	2.7	43	0	17	18	12	14	94	4.1
11	JOHNSON JR, Demarsha	6	0	28	4.7	3	5	.600	0	0	.000	2	2	1.000	1	4	5	0.8	1	0	1	3	1	0	8	1.3
25	SAUNDERS, Elijah	11	0	80	7.3	5	16	.313	2	10	.200	2	6	.333	5	10	15	1.4	2	0	7	7	1	1	14	1.3
14	ALGER, Cade	6	0	14	2.3	2	4	.500	2	4	.500	0	0	.000	0	2	2	0.3	1	0	0	0	0	0	6	1.0
04	BARNETT, Jared	7	0	25	3.6	1	7	.143	1	3	.333	0	0	.000	1	2	3	0.4	2	0	3	4	0	1	3	0.4
42	BROUGHTON, Triston	4	0	6	1.5	0	0	.000	0	0	.000	0	0	.000	0	0	0	0.0	1	0	0	0	0	0	0	0.0
24	BROUGHTON, Tyler	6	0	9	1.5	0	1	.000	0	1	.000	0	0	.000	0	1	1	0.2	0	0	0	2	0	1	0	0.0
TEAM																										
SAN DIEGO STATE		24				633 1,375 .460			196 499 .393			328 450 .729			265 611 876 36.5 375		3 353 284 92 180 1,790		74.6							
OPPONENTS		24				532 1,308 .407			160 552 .290			258 348 .741			203 510 713 29.7 434		8 270 327 66 151 1,482		61.8							

SCORE BY PERIODS:	1st	2nd	OT	Total
SAN DIEGO STATE-	904	869	17	-1,790
OPPONENTS	660	811	11	-1,482

Losses: 6

No.	Player	GP	GS	Min	Avg	TOTAL			3-PTS			REBOUNDS			PF	FO	A	TO	Blk	Stl	Pts	Avg				
						FG	FGA	Pct	3FG	FGA	Pct	FT	FTA	Pct									Off	Def	Tot	Avg
20	BRADLEY, Matt	6	6	175	29.2	31	86	.360	8	32	.250	17	20	.850	4	24	28	4.7	10	0	9	11	0	5	87	14.5
12	TRAMMELL, Darrion	6	6	169	28.2	21	67	.313	4	31	.129	16	23	.696	0	8	8	1.3	11	0	14	9	0	8	62	10.3
00	JOHNSON, Keshad	6	6	137	22.8	20	28	.714	1	4	.250	7	13	.538	7	22	29	4.8	14	1	2	2	2	4	48	8.0
03	PARRISH, Micah	6	0	140	23.3	12	33	.364	6	21	.286	12	15	.800	3	13	16	2.7	13	0	2	7	1	2	42	7.0
33	AROP, Aguek	5	0	110	22.0	14	17	.824	0	1	.000	6	8	.750	5	7	12	2.4	9	0	6	3	3	3	34	6.8
05	BUTLER, Lamont	6	6	142	23.7	13	43	.302	3	13	.231	10	15	.667	1	11	12	2.0	19	1	13	15	0	6	39	6.5
13	LEDEE, Jaedon	6	0	109	18.2	11	28	.393	0	0	.000	9	11	.818	7	15	22	3.7	13	0	5	8	1	5	31	5.2
31	MENSAH, Nathan	6	6	119	19.8	12	19	.632	0	1	.000	5	6	.833	12	15	27	4.5	22	3	3	10	6	4	29	4.8
02	SEIKO, Adam	6	0	116	19.3	8	16	.500	6	14	.429	4	5	.800	1	8	9	1.5	6	0	3	6	0	4	26	4.3
25	SAUNDERS, Elijah	2	0	8	4.0	0	2	.000	0	1	.000	0	0	.000	0	2	2	1.0	1	0	1	0	0	0	0	0.0
TEAM																										
SAN DIEGO STATE		6				142 339 .419			28 118 .237			86 116 .741			51 135 186 31.0 118		5 58 76 13 41 398		66.3							
OPPONENTS		6				157 327 .480			38 112 .339			98 131 .748			49 161 210 35.0 109		4 56 78 17 43 450		75.0							

SCORE BY PERIODS:	1st	2nd	OT	Total
SAN DIEGO STATE	191	200	7	-398
OPPONENTS	191	248	11	-450

2022 MAUI JIM MAUI INVITATIONAL TOURNAMENT

Record: 1-2 (Neutral: 1-2)

No.	Player	GP	GS	Min	Avg	TOTAL			3-PTS			REBOUNDS			PF	FO	A	TO	Blk	Stl	Pts	Avg				
						FG	FGA	Pct	3FG	FGA	Pct	FT	FTA	Pct									Off	Def	Tot	Avg
20	BRADLEY, Matt	3	3	76	25.3	16	39	.410	5	15	.333	9	11	.818	1	10	11	3.7	8	1	2	5	0	3	46	15.3
12	TRAMMELL, Darrion	3	3	87	29.0	12	37	.324	2	14	.143	14	17	.824	0	6	6	2.0	5	0	8	4	0	6	40	13.3
05	BUTLER, Lamont	3	3	77	25.7	11	29	.379	1	6	.167	5	7	.714	0	4	4	1.3	8	0	4	8	0	3	28	9.3
03	PARRISH, Micah	3	0	76	25.3	10	19	.526	5	14	.357	2	3	.667	0	10	10	3.3	5	0	2	4	0	2	27	9.0
00	JOHNSON, Keshad	3	3	74	24.7	9	16	.563	0	2	.000	6	9	.667	6	11	17	5.7	8	1	3	2	1	0	24	8.0
33	AROP, Aguek	3	0	63	21.0	8	10	.800	0	1	.000	3	4	.750	3	7	10	3.3	6	0	3	2	1	1	19	6.3
02	SEIKO, Adam	3	0	59	19.7	6	9	.667	2	5	.400	4	4	1.000	0	8	8	2.7	2	0	1	4	0	2	18	6.0
13	LEDEE, Jaedon	3	0	50	16.7	5	17	.294	0	0	.000	7	8	.875	2	7	9	3.0	7	0	2	2	1	3	17	5.7
31	MENSAH, Nathan	3	3	59	19.7	5	8	.625	0	0	.000	3	4	.750	6	10	16	5.3	9	1	1	3	5	3	13	4.3
25	SAUNDERS, Elijah	1	0	4	4.0	0	2	.000	0	1	.000	0	0	.000	0	0	0	0.0	1	0	0	0	0	0	0	0.0
TEAM															7	3	10	3.3	0			1			0	
SAN DIEGO STATE		3				82	186	.441	15	58	.259	53	67	.791	25	76	101	33.7	59	3	26	35	8	23	232	77.3
OPPONENTS		3				86	184	.467	19	59	.322	51	67	.761	27	88	115	38.3	62	2	33	43	11	19	242	80.7

SCORE BY PERIODS:	1st	2nd	OT	Total
SAN DIEGO STATE	105	120	7	-232
OPPONENTS	89	142	11	-242

2022 JERRY COLANGELO CLASSIC

Record: 0-1 (Neutral: 0-1)

No.	Player	GP	GS	Min	Avg	TOTAL			3-PTS			REBOUNDS			PF	FO	A	TO	Blk	Stl	Pts	Avg				
						FG	FGA	Pct	3FG	FGA	Pct	FT	FTA	Pct									Off	Def	Tot	Avg
20	BRADLEY, Matt	1	1	29	29.0	4	13	.308	0	4	.000	5	5	1.000	1	4	5	5.0	2	0	0	3	0	0	13	13.0
00	JOHNSON, Keshad	1	1	21	21.0	5	6	.833	1	2	.500	1	1	1.000	1	3	4	4.0	0	0	0	0	0	1	12	12.0
05	BUTLER, Lamont	1	1	30	30.0	3	7	.429	0	1	.000	5	8	.625	0	3	3	3.0	2	0	2	0	0	1	11	11.0
12	TRAMMELL, Darrion	1	1	27	27.0	3	11	.273	1	4	.250	0	1	.000	0	2	2	2.0	3	0	4	2	0	0	7	7.0
33	AROP, Aguek	1	0	21	21.0	3	5	.600	0	0	.000	0	0	.000	3	0	3	3.0	2	0	4	1	1	1	6	6.0
31	MENSAH, Nathan	1	1	19	19.0	2	4	.500	0	0	.000	0	0	.000	2	2	4	4.0	5	1	0	2	1	0	4	4.0
03	PARRISH, Micah	1	0	19	19.0	1	4	.250	1	2	.500	1	2	.500	0	1	1	1.0	1	0	0	1	0	0	4	4.0
13	LEDEE, Jaedon	1	0	18	18.0	2	4	.500	0	0	.000	0	0	.000	3	5	8	8.0	2	0	1	2	0	0	4	4.0
02	SEIKO, Adam	1	0	16	16.0	0	2	.000	0	2	.000	0	1	.000	0	1	1	1.0	2	0	0	1	0	0	0	0.0
TEAM															2	2	4	4.0	0			1			0	
SAN DIEGO STATE		1				23	56	.411	3	15	.200	12	18	.667	12	23	35	35.0	19	1	11	13	2	3	61	61.0
OPPONENTS		1				24	49	.490	6	18	.333	14	20	.700	5	27	32	32.0	24	1	8	11	3	9	68	68.0

SCORE BY PERIODS:	1st	2nd	Total
SAN DIEGO STATE	35	26	-61
OPPONENTS	35	33	-68

QUADRANT 1 & 2 GAMES

Record: 9-6 (Home: 3-1, Away: 5-2, Neutral: 1-3)

No.	Player	GP	GS	Min	Avg	TOTAL			3-PTS			FT	FTA	Pct	REBOUNDS				PF	FO	A	TO	Blk	Stl	Pts	Avg
						FG	FGA	Pct	3FG	FGA	Pct				Off	Def	Tot	Avg								
20	BRADLEY, Matt	15	15	410	27.3	70	190	.368	24	76	.316	38	49	.776	10	54	64	4.3	31	1	31	25	2	12	202	13.5
12	TRAMMELL, Darrion	15	15	411	27.4	44	136	.324	16	65	.246	42	58	.724	2	29	31	2.1	23	0	54	27	0	21	146	9.7
05	BUTLER, Lamont	15	15	384	25.6	49	123	.398	15	39	.385	24	33	.727	3	26	29	1.9	43	1	44	32	1	17	137	9.1
03	PARRISH, Micah	15	0	331	22.1	41	89	.461	19	48	.396	19	26	.731	14	37	51	3.4	32	1	8	16	3	9	120	8.0
00	JOHNSON, Keshad	15	15	345	23.0	48	81	.593	4	17	.235	17	28	.607	23	53	76	5.1	22	1	8	11	7	9	117	7.8
13	LEDEE, Jaedon	15	0	257	17.1	38	74	.514	0	4	.000	24	30	.800	18	46	64	4.3	33	1	12	10	3	7	100	6.7
02	SEIKO, Adam	15	0	306	20.4	29	56	.518	23	46	.500	15	19	.789	4	19	23	1.5	17	0	9	14	0	4	96	6.4
33	AROP, Aguek	14	0	257	18.4	36	52	.692	1	2	.500	9	11	.818	16	25	41	2.9	29	0	14	13	7	9	82	5.9
31	MENSAH, Nathan	15	15	332	22.1	30	53	.566	0	1	.000	23	32	.719	30	49	79	5.3	37	3	8	17	22	10	83	5.5
25	SAUNDERS, Elijah	4	0	13	3.3	1	4	.250	0	2	.000	0	0	.000	0	3	3	0.8	2	0	1	1	0	0	2	0.5
04	BARNETT, Jared	1	0	1	1.0	0	0	.000	0	0	.000	0	0	.000	0	0	0	0.0	0	0	0	0	0	0	0	0.0
11	JOHNSON JR, Demarsha	1	0	1	1.0	0	0	.000	0	0	.000	0	0	.000	0	1	1	1.0	0	0	0	0	0	0	0	0.0
14	ALGER, Cade	1	0	1	1.0	0	0	.000	0	0	.000	0	0	.000	0	0	0	0.0	0	0	0	0	0	0	0	0.0
24	BROUGHTON, Tyler	1	0	1	1.0	0	0	.000	0	0	.000	0	0	.000	0	0	0	0.0	0	0	0	0	0	0	0	0.0
TEAM															23	27	50	3.3	0			16				0
SAN DIEGO STATE		15				386	858	.450	102	300	.340	211	286	.738	143	369	512	34.1	269	8	189	182	45	98	1085	72.3
OPPONENTS		15				369	839	.440	100	327	.306	218	291	.749	132	355	487	32.5	280	8	167	182	49	95	1056	70.4

SCORE BY PERIODS:	1st	2nd	OT	Total
SAN DIEGO STATE	541	520	24	-1,085
OPPONENTS	454	580	22	-1,056

TEAM GAME-BY-GAME

Opponent	Site/Date	FG-FGA	Pct	3P-3PA	Pct	FT-FTA	Pct	Off-Def	Tot	PF	AT	TO	ST	BS	1st-2nd	Pts
at (19/20) SDSU Cal State Fullerton	H 11/7	28-52 20-51	.538 .392	8-18 4-22	.444 .182	16-23 13-17	.696 .765	5-25 8-23	30 31	16 20	18 6	12 18	12 6	1 3	32-48 25-32	80 57
at (19/20) SDSU Brigham Young	H 11/11	26-65 28-61	.400 .459	4-14 9-26	.286 .346	26-37 10-16	.703 .625	14-25 10-27	39 37	19 26	15 10	10 20	16 5	4 4	36-46 40-35	82 75
(17/19) SDSU at Stanford	A 11/15	26-51 21-52	.510 .404	8-21 4-18	.381 .222	14-18 16-24	.778 .667	3-24 12-20	27 32	21 19	15 10	11 17	9 3	2 4	41-33 30-32	74 62
(17/19) SDSU vs. Ohio State	N 11/21	31-61 28-66	.508 .424	10-21 7-22	.476 .318	16-20 14-15	.800 .933	7-30 8-26	37 34	16 20	14 9	7 8	3 4	5 4	37-51 26-51	88 77
(17/19) SDSU vs. (14/12) Arizona	N 11/22	24-63 34-58	.381 .586	3-19 9-20	.158 .450	19-24 10-14	.792 .714	11-19 9-32	30 41	20 22	4 16	13 19	11 6	1 4	33-37 37-50	70 87
(17/19) SDSU vs. (9/9) Arkansas	N 11/23	27-63 24-60	.435 .400	2-18 3-17	.111 .176	18-23 27-38	.783 .711	7-27 10-30	34 40	23 20	8 8	15 16	9 9	2 3	35-32-7 26-41-11	74 78
at (24/24) SDSU UC Irvine	H 11/29	27-58 25-56	.466 .446	6-21 7-17	.286 .412	12-20 12-14	.600 .857	10-24 7-24	34 31	15 19	16 13	14 16	9 7	3 1	32-40 30-39	72 69
at (24/24) SDSU Occidental	H 12/2	35-67 24-57	.522 .421	19-37 7-21	.514 .333	6-11 2-2	.545 1.000	15-26 5-21	41 26	4 14	26 15	12 17	5 7	4 2	59-36 29-28	95 57
at (22/22) SDSU Troy	H 12/5	22-53 19-58	.415 .328	4-22 9-28	.182 .321	12-13 8-11	.923 .727	11-26 13-19	37 32	13 16	12 10	17 17	9 7	1 2	29-31 33-22	60 55
(22/22) SDSU vs. Saint Mary's	N 12/10	23-56 24-49	.411 .490	3-15 6-18	.200 .333	12-18 14-20	.667 .700	12-23 5-27	35 32	19 24	11 8	13 11	3 9	2 3	35-26 35-33	61 68
at (rv/rv) SDSU Kennesaw State	H 12/12	31-61 17-49	.508 .347	8-24 8-23	.333 .348	18-25 12-20	.720 .600	9-30 6-22	39 28	21 25	21 12	22 21	13 9	3 2	39-49 25-29	88 54
at (rv/rv) SDSU UC San Diego	H 12/20	22-61 18-57	.361 .316	10-24 5-28	.417 .179	8-10 5-8	.800 .625	13-34 6-25	47 31	13 14	12 4	15 16	9 12	7 2	35-27 16-30	62 46
at (rv/rv) SDSU Air Force	H 12/28	24-49 21-49	.490 .429	11-23 8-22	.478 .364	12-18 5-5	.667 1.000	9-21 6-14	30 20	13 16	10 15	14 15	8 7	5 2	36-35 23-32	71 55
(rv/rv) SDSU at UNLV	A 12/31	23-51 22-60	.451 .367	11-21 10-36	.524 .278	19-27 13-15	.704 .867	14-25 13-15	39 28	16 26	8 15	22 15	8 8	4 3	44-32 33-34	76 67
(rv/rv) SDSU at Wyoming	A 1/7	29-58 26-45	.500 .578	12-26 10-22	.462 .455	10-12 13-16	.833 .813	11-18 4-20	29 24	20 12	14 11	10 14	8 6	2 2	43-37 42-33	80 75
at (23/25) SDSU (rv/rv) Nevada	H 1/10	25-50 23-58	.500 .397	8-21 5-25	.381 .200	16-20 14-18	.800 .778	7-26 8-21	33 29	15 18	18 9	12 8	6 9	3 1	44-30 27-38	74 65
at (23/25) SDSU (rv/rv) New Mexico	H 1/14	25-59 27-58	.424 .466	6-24 6-18	.250 .333	11-21 16-22	.524 .727	8-27 7-29	35 36	20 15	14 5	12 12	6 8	3 1	28-39 38-38	67 76
(rv/rv) SDSU at Colorado State	A 1/18	29-64 26-57	.453 .456	7-19 11-29	.368 .379	17-25 13-15	.680 .867	14-24 7-25	38 32	17 23	17 19	10 14	10 7	4 8	28-37-17 34-31-11	82 76
(rv/rv) SDSU at Air Force	A 1/21	22-57 24-52	.386 .462	4-15 8-26	.267 .308	22-23 4-10	.957 .400	15-30 4-21	45 25	17 19	6 14	8 6	1 6	4 4	39-31 24-36	70 60
at (rv/rv) SDSU Utah State	H 1/25	28-58 29-61	.483 .475	12-22 11-33	.545 .333	17-20 6-10	.850 .600	13-20 12-18	33 30	10 17	18 16	9 10	6 5	1 3	42-43 27-48	85 75
at (rv/rv) SDSU San Jose State	H 1/28	27-58 17-49	.466 .347	5-16 4-19	.313 .211	13-22 13-18	.591 .722	11-23 11-25	34 36	17 19	12 9	3 13	3 1	3 3	33-39 14-37	72 51

TEAM GAME-BY-GAME

Opponent	Site/Date	FG-FGA	Pct	3P-3PA	Pct	FT-FTA	Pct	Off-Def	Tot	PF	AT	TO	ST	BS	1st-2nd	Pts
(No. 22/rv) SDSU at (rv/--) Nevada	A 1/31	21-48 25-50	.438 .500	7-23 5-17	.304 .294	17-19 20-23	.895 .870	5-23 4-22	28 26	22 16	13 12	11 6	3 5	1 4	30-36 28-47	66 75
at (No. 22/rv) SDSU (rv/--) Boise State	H 2/3	26-51 19-52	.510 .365	4-18 2-18	.222 .111	16-23 12-19	.696 .632	5-31 7-21	36 28	18 21	13 8	10 12	3 4	4 2	43-29 21-31	72 52
(No. 25/23) SDSU at (rv/rv) Utah State	A 2/8	25-63 20-52	.397 .385	5-17 5-19	.294 .263	8-13 16-22	.615 .727	15-27 10-24	42 34	21 15	11 12	13 10	6 7	4 6	44-19 28-33	63 61
at (No. 25/23) SDSU UNLV	H 2/11	31-60 22-54	.517 .407	12-28 6-22	.429 .273	8-12 21-26	.667 .808	18-24 10-13	42 23	23 17	23 10	21 10	5 10	5 1	43-39 23-48	82 71
(No. 21/20) SDSU at Fresno State	A 2/15	16-49 17-55	.327 .309	5-11 2-25	.455 .080	8-16 7-7	.500 1.000	9-25 12-26	34 38	12 14	9 8	12 14	10 5	6 3	23-22 25-18	45 43
at (No. 22/20) SDSU Colorado State	H 2/21	26-54 24-50	.481 .480	6-21 3-14	.286 .214	19-23 7-9	.826 .778	10-19 8-18	29 26	8 18	13 9	9 16	9 5	3 1	41-36 26-32	77 58
(No. 22/20) SDSU at New Mexico	A 2/25	31-70 24-54	.443 .444	9-22 7-15	.409 .467	2-4 16-22	.500 .727	14-27 6-24	41 30	18 13	17 13	12 10	6 5	5 1	27-46 37-34	73 71
(No. 18/19) SDSU at Boise State	A 2/28	22-51 23-52	.431 .442	7-19 9-22	.368 .409	9-11 11-14	.818 .786	8-16 14-21	24 35	14 12	8 7	12 14	9 6	4 2	30-30 27-39	60 66
at (No. 18/19) SDSU Wyoming	H 3/4	23-54 18-53	.426 .340	8-17 8-21	.471 .381	13-15 6-9	.867 .667	13-27 10-18	40 28	13 14	15 13	9 10	6 6	9 2	34-33 22-28	67 50

INDIVIDUAL GAME-BY-GAME (POINTS/REBOUNDS/ASSISTS)

Opponent	0 Keshad Johnson	2 Adam Seiko	3 Micah Parrish	4 Jared Barnett	5 Lamont Butler	11 Demarshay Johnson Jr.	12 Darrion Trammell	13 Jaedon LeDee	14 Cade Alger	20 Matt Bradley	21 Miles Byrd	24 Tyler Broughton	25 Elijah Saunders	31 Nathan Mensah	33 Aguék Arop	42 Triston Broughton
CAL STATE FULLERTON	4/3/2	6/1/1	5/0/2	0/1/1	11/3/6	0/0/0	18/2/1	11/4/3	3/0/0	8/4/2	2/0/0	0/0/0	0/0/0	10/6/0	2/1/0	0/0/0
BRIGHAM YOUNG	4/2/0	0/2/1	7/2/2	CD	5/2/4	CD	21/3/4	23/6/0	CD	6/4/2	CD	CD	CD	14/10/1	2/4/1	CD
at Stanford	11/2/0	8/3/1	9/2/0	CD	11/0/6	CD	6/3/6	14/4/0	CD	7/5/0	CD	DNT	CD	2/6/0	6/0/2	DNT
#vs. Ohio State	6/5/2	14/5/0	15/5/1	CD	15/2/3	CD	6/2/4	6/5/1	INJ	18/1/1	INJ	DNT	CD	2/5/0	5/4/2	DNT
#vs. Arizona	8/5/0	2/1/0	10/4/0	CD	4/0/1	CD	21/2/2	5/3/1	INJ	5/3/0	INJ	DNT	0/0/0	9/7/0	6/3/0	DNT
#vs. Arkansas	10/7/1	2/2/1	2/1/1	CD	9/2/0	CD	13/2/2	6/1/0	INJ	23/7/1	INJ	DNT	CD	2/4/1	7/3/1	DNT
UC IRVINE	10/4/1	6/0/1	9/5/0	CD	6/4/4	CD	7/1/5	0/3/0	INJ	14/6/2	INJ	INJ	CD	18/6/0	2/3/0	INJ
OCCIDENTAL	6/5/1	20/1/1	14/2/0	3/2/0	9/4/3	8/3/1	INJ	7/5/2	3/2/0	9/4/8	8/1/6	INJ	4/8/3	4/2/1	INJ	INJ
TROY	0/2/0	3/2/0	0/2/0	CD	5/2/3	CD	14/4/4	4/2/0	CD	19/4/2	CD	CD	0/1/0	7/9/2	8/5/1	CD
^vs. Saint Mary's	12/4/0	0/1/0	4/1/0	CD	11/3/2	CD	7/2/4	4/8/1	CD	13/5/0	CD	DNT	CD	4/4/0	6/3/4	DNT
KENNESAW STATE	7/6/2	INJ	19/2/0	0/0/2	9/1/3	0/1/0	14/4/4	14/7/2	0/0/0	4/2/4	7/0/0	0/1/0	6/3/3	6/9/0	2/0/1	INJ
UC SAN DIEGO	9/5/0	6/2/0	5/6/0	CD	5/3/3	CD	18/5/4	2/12/3	CD	5/6/1	0/1/0	CD	2/0/1	6/3/0	4/1/0	CD
*AIR FORCE	9/5/1	9/4/0	6/1/0	CD	6/2/2	CD	6/0/5	6/6/0	CD	27/3/1	INJ	CD	0/1/0	2/7/0	0/1/1	CD
*at UNLV	0/1/0	4/0/0	4/5/1	CD	9/0/0	CD	21/6/5	0/4/0	CD	23/4/1	CD	DNT	0/0/0	3/11/1	12/5/0	DNT
*at Wyoming	7/2/0	6/2/3	5/4/1	CD	23/2/2	CD	4/0/3	8/9/0	DNT	18/2/3	CD	DNT	CD	7/3/2	2/1/0	DNT
*NEVADA	11/3/2	5/1/1	3/4/1	INJ	15/2/4	DND	6/1/4	9/6/1	CD	17/10/2	CD	INJ	CD	8/5/2	0/0/1	CD
*NEW MEXICO	10/7/1	13/3/1	9/4/0	INJ	9/1/4	CD	4/1/0	0/3/2	CD	14/4/5	CD	CD	0/2/1	8/5/0	INJ	CD
*at Colorado State	5/7/0	3/0/0	15/5/0	CD	19/2/2	CD	11/3/6	4/6/2	CD	14/4/7	CD	DNT	CD	6/6/0	5/3/0	DNT
*at Air Force	13/10/0	DNT	7/2/2	CD	11/3/0	CD	12/2/2	6/7/1	CD	13/7/1	INJ	DNT	CD	4/6/0	4/8/0	DNT
*UTAH STATE	11/10/0	21/3/1	9/2/1	CD	8/2/4	CD	7/3/4	9/3/2	CD	4/1/3	CD	CD	CD	10/4/0	2/2/2	CD
*SAN JOSE STATE	16/8/0	3/0/0	2/4/1	0/0/0	8/3/5	CD	7/3/2	9/4/0	0/0/0	14/0/2	CD	0/0/0	0/0/0	8/8/0	5/1/2	0/0/0
*at Nevada	4/4/0	6/1/1	6/3/0	CD	3/2/5	CD	10/1/4	8/5/1	CD	16/3/2	CD	DNT	CD	4/4/0	9/2/0	DNT
*BOISE STATE	10/5/0	9/0/1	4/5/0	0/0/0	7/3/5	0/1/0	4/2/7	9/4/0	0/0/0	3/0/0	CD	0/0/0	2/1/0	17/6/0	7/4/0	CD
*at Utah State	6/4/1	0/0/1	12/6/0	CD	4/2/5	CD	5/1/1	14/10/1	CD	18/6/1	CD	DNT	CD	0/3/1	4/5/0	DNT
*UNLV	14/4/2	18/2/1	9/4/1	CD	7/1/7	CD	0/1/6	6/3/1	CD	17/4/2	CD	CD	0/0/0	11/11/0	0/1/3	CD
*at Fresno State	7/10/0	0/0/1	6/3/0	CD	2/2/1	CD	4/1/2	6/5/0	CD	10/3/3	CD	DNT	0/0/0	8/8/2	2/2/0	DNT
*COLORADO STATE	1/6/1	0/2/0	12/2/1	0/0/0	11/3/5	0/0/0	11/2/5	14/6/0	CD	13/2/1	CD	0/0/0	0/1/0	6/3/0	4/2/0	0/0/0
*at New Mexico	9/10/0	2/2/1	7/1/2	CD	10/4/2	CD	18/2/3	4/0/0	CD	11/5/7	CD	DNT	CD	6/6/1	6/6/1	DNT
*at Boise State	4/2/0	3/1/0	11/3/1	CD	3/4/1	CD	7/0/2	8/2/0	CD	16/6/1	CD	DNT	CD	2/3/1	6/1/1	DNT
*WYOMING	4/6/0	14/1/2	6/6/2	0/0/0	0/3/6	0/0/0	3/2/2	21/8/1	0/0/0	11/1/1	CD	0/0/0	CD	4/3/1	4/5/0	0/0/0
+vs. (MWC-QF)																
+vs. MWC-SF)																
+vs. (MWC-CH)																

Red indicates players started. CD – Did Not Play-Coach's Decision. DND - Did Not Dress. DNT - Did Not Travel. INJ – Did Not Play-Injured. SUSP - Suspension. Caps denotes home game. # - Lahaina Civic Center (Lahaina, Maui). ^ - Footprint Center, (Phoenix, Ariz.).
 * - Mountain West Game. + - Mountain West Men's Basketball Championship (Thomas & Mack Center; Las Vegas, Nevada).

STARTING LINEUPS

F	F	G	G	G	W-L	Record As SDSU Starter	Season	Career*
Johnson	Mensah	Bradley	Butler	Trammell	21-6	Aguék Arop	1-0	1-0
Johnson	Mensah	Bradley	Butler	Parrish	1-0	Matt Bradley	24-6	47-15
Johnson	LeDee	Bradley	Butler	Trammell	1-0	Lamont Butler	23-6	43-13
Johnson	Mensah	Arop	Bradley	Seiko	1-0	Keshad Johnson	24-6	47-15
						Jaedon LeDee	1-0	1-0
						Nathan Mensah	23-6	94-27
						Micah Parrish	1-0	1-0
						Adam Seiko	1-0	10-5
						Darrion Trammell	22-6	22-6

* - Aztec career

INDIVIDUAL SUPERLATIVES

Category	San Diego State	Opponent
Points Scored	27, Matt Bradley vs. Air Force* (12-28-22)	29, Jaelen House, New Mexico* (1-14-23)
Field Goals	9 - two times, last: Matt Bradley vs. Air Force* (12-28-22)	10, Jaelen House, New Mexico* (1-14-23)
Field Goals Attempted	20, Matt Bradley vs. Arkansas (11-23-22)	21, Jaelen House, New Mexico* (1-14-23)
Highest FG Percentage (min. 5 made)	1.000, two times, last: 5-5, Keshad Johnson vs. Boise State* (2-3-23)	.857 (6-7), Dan Akin, Utah State* (1-25-23)
Highest FG Percentage (min. 10 made)		.476 (10-21), Jaelen House, New Mexico* (1-14-23)
3-Point Field Goals Made	7, Adam Seiko vs. Utah State* (1-25-23)	5 - three times, last: Max Rice, Boise State* (2-28-23)
3-Point Field Goals Attempted	11, Lamont Butler at Wyoming* (1-7-23)	10 - three times, last: Elijah Harkless, UNLV*, (12-31-22)
3-Point Field Goal Percentage (min. 4 made)	.857 (6-7), two times, last: Matt Bradley vs. Air Force* (12-28-22)	1.000 (5-5), Courtney Ramey, Arizona (11-22-22)
3-Point Field Goal Percentage (min. 5 made)	.857 (6-7), two times, last: Matt Bradley vs. Air Force* (12-28-22)	1.000 (5-5), Courtney Ramey, Arizona (11-22-22)
Free Throws	10, Jaedon LeDee vs. Kennesaw State (12-12-22)	11, Elijah Harkless, UNLV* (2-11-23)
Free Throws Attempted	12, Nathan Mensah vs. Boise State* (2-3-23)	13, Elijah Harkless, UNLV* (2-11-23)
Free Throw Percentage (min. 7 made)	1.000 (7-7), Micah Parrish at Air Force* (1-21-23)	1.000 (7-7), Will Baker, Nevada* (1-31-23)
Free Throw Percentage (min. 10 made)	.909 (10-11), Jaedon LeDee vs. Kennesaw State (12-12-22)	
Offensive Rebounds	7, Keshad Johnson vs. UNLV* (2-11-23)	4 - five times, last: Naje Smith, Boise State* (2-28-23)
Defensive Rebounds	9, Keshad Johnson at Fresno State* (2-15-23)	12, Morris Udeze, New Mexico* (1-14-23)
Total Rebounds	12, Jaedon LeDee, vs. UC San Diego (12-20-22)	15, Morris Udeze, New Mexico* (1-14-23)
Assists	8, Matt Bradley vs. Occidental (12-2-22)	11, Isaiah Stevens, Colorado State* (1-18-23)
Blocked Shots	4, two times, last: Nathan Mensah at Fresno State* (2-15-23)	4, James Moors, Colorado State* (1-18-23)
Steals	6, Lamont Butler vs. Brigham Young (11-11-22)	5 - two times, last: Bryce Pope & Jace Roquemore, UC San Diego (12-20-22)
Minutes Played	36:12, Lamont Butler at Utah State* (2-8-23)	44:12, Isaiah Stevens, Colorado State* (1-18-23)

* - Mountain West game

TEAM SUPERLATIVES

SDSU High	SDSU Low	Category	Opponent High	Opponent Low
95, vs. Occidental (12-2-22)	45, at Fresno State* (2-15-23)	Points Scored	87, Arizona (11-22-22)	43, Fresno State* (2-15-23)
35, vs. Occidental (12-2-22)	16, at Fresno State* (2-15-23)	Field Goals	34, Arizona (11-22-22)	17, two times, last: Fresno State* (2-15-23)
70, at New Mexico* (2-25-23)	48, at Nevada* (1-31-23)	Field Goals Attempted	66, Ohio State (11-21-22)	45, Wyoming* (1-7-23)
.538, vs. Cal State Fullerton (11-7-22)	.327, at Fresno State* (2-15-23)	FG Percentage	.586, Arizona (11-22-22)	.309, Fresno State* (2-15-23)
19, vs. Occidental (12-2-22)	2, vs. Arkansas (11-23-22)	3-Point Field Goals Made	11 - two times, last: Utah State* (1-25-23)	2, Fresno State* (2-15-23)
37, vs. Occidental (12-2-22)	14, vs. Brigham Young (11-11-22)	3-Point Field Goals Attempted	36, UNLV* (12-31-22)	15, New Mexico* (2-25-23)
.545, vs. Utah State* (1-25-23)	.111, vs. Arkansas (11-23-22)	3-Point Field Goal Percentage	.455, Wyoming* (1-7-23)	.080, Fresno State* (2-15-23)
26, vs. Brigham Young (11-11-22)	2, at New Mexico* (2-25-23)	Free Throws Made	27, Arkansas (11-23-22)	2, Occidental (12-2-22)
37, vs. Brigham Young (11-11-22)	4, at New Mexico* (2-25-23)	Free Throws Attempted	38, Arkansas (11-23-22)	2, Occidental (12-2-22)
.957, at Air Force* (1-21-23)	.500 - two times, last at New Mexico* (2-25-23)	Free Throw Percentage	1.000 - three times, last: Fresno State* (2-15-23)	.600 - two times, last: Utah State* (1-25-23)
18, vs. UNLV* (2-11-23)	3, at Stanford (11-15-22)	Offensive Rebounds	14, Boise State* (2-28-23)	4 - two times, last: Air Force* (1-21-23)
34, vs. UC San Diego (12-20-22)	18, at Wyoming* (1-7-23)	Defensive Rebounds	32, Arizona (11-22-22)	13, vs. UNLV* (2-11-23)
47, vs. UC San Diego (12-20-22)	27, at Stanford (11-15-22)	Total Rebounds	41, Arizona (11-22-22)	20 - two times, last: Wyoming* (1-7-23)
23 - two times, last: vs. UNLV* (2-11-23)	4, vs. Occidental (12-2-22)	Fouls	26 - two times, last: UNLV* (12-31-22)	12 - two times, last: Boise State* (2-28-23)
2, vs. Arkansas (11-23-22)	0 - 18 times, last: at Boise State* (2-28-23)	Fouled Out	2, UNLV* (12-31-22)	0 - 16 times, last: Boise State* (2-28-23)
26, vs. Occidental (12-2-22)	4, vs. Arizona (11-22-22)	Assists	19, Colorado State* (1-18-23)	4, UC San Diego (12-20-22)
22, at UNLV* (12-31-22)	3, vs. San Jose State* (1-28-23)	Turnovers	21, Kennesaw State (12-12-22)	6 - two times, last: Nevada* (1-31-23)
9, vs. Wyoming* (3-4-23)	1 - five times, last: at Nevada* (1-31-23)	Blocked Shots	8, Colorado State* (1-18-23)	1 - five times, last: New Mexico* (2-25-23)
16, vs. Brigham Young (11-11-22)	1 at Air Force* (1-21-23)	Steals	12, UC San Diego (12-20-22)	1, vs. San Jose State* (1-28-23)
59 (1st), vs. Occidental (12-2-22)	22 (2nd), at Fresno State* (2-15-23)	Points/Half	51 (2nd), Ohio State (11-21-22)	14 (1st), San Jose State* (1-28-23)
.654 (2nd), vs. Cal State Fullerton (11-7-22)	.286 (2nd), at UNLV* (12-31-22)	FG Percentage/Half	.677 (2nd), Arizona (11-22-22)	.207 (2nd), Troy (12-5-22)
5 vs. Colorado State* (2-21-23)	1 - three times, last: at Fresno State* (2-15-23)	Double-Figure Scorers	5 - two times, last: Colorado State (1-19-23)	1 - four times, last: Boise State* (2-3-23)
+20, at Air Force* (1-21-23)	-11, vs. Arizona (11-22-22)	Rebound Margin	-20, at Air Force* (1-21-23)	-16, UC San Diego (12-20-22)
+30, vs. Occidental (12-2-22)	-10 - two times, last: at New Mexico* (2-25-23)	Halftime Scoring Margin	+10 - two times, last: New Mexico* (2-25-23)	-30, Occidental (12-2-22)

* - Mountain West game

BIGGEST LEADS/TIME IN LEAD/SPECIALTY STATISTICS

Date	Opponent	SDSU Result	SDSU Big		Opp Big		Ties	LC	SDSU in		Opp in		Tied		Point		Off TOs		2nd Ch.		Bench	
			Lead	Lead	Lead	Lead			Lead	Lead	SD	Opp	SD	Opp	SD	Opp	SD	Opp	SD	Opp	SD	Opp
Nov. 7	CAL STATE FULLERTON	W	80-57	28	0	0	0	! 39:47	0:00	0:13	32	24	22	12	7	9	29	17				
Nov. 11	BRIGHAM YOUNG	W	82-75	9	10	5	8	5:46	30:54	3:20	36	34	17	9	19	14	32	13				
Nov. 15	at Stanford	W	74-62	17	0	0	0	! 39:35	0:00	0:25	26	34	21	7	0	11	37	32				
Nov. 21	#vs. Ohio State	W	88-77	16	5	0	1	32:37	5:07	2:16	28	26	9	8	9	9	41	27				
Nov. 22	#vs. Arizona	L	70-87	2	21	1	2	0:15	38:59	0:46	28	36	23	14	13	10	23	12				
Nov. 23	#vs. Arkansas	ot-L	74-78	13	4	5	10	33:47	8:52	2:21	34	32	16	16	4	11	17	33				
Nov. 29	UC IRVINE	W	72-69	9	4	3	8	29:08	8:27	2:25	32	30	9	16	5	8	17	16				
Dec. 2	OCCIDENTAL	W	95-57	43	2	1	3	! 36:05	2:22	1:33	30	24	15	10	19	2	53	21				
Dec. 5	TROY	W	60-55	8	8	6	4	15:50	18:47	5:23	30	16	14	7	15	5	15	34				
Dec. 10	^vs. Saint Mary's	L	61-68	4	9	11	9	7:37	25:04	7:19	36	28	11	14	13	2	14	7				
Dec. 12	KENNESAW STATE	W	88-54	40	3	2	6	! 35:03	4:14	0:43	40	16	19	17	14	2	48	22				
Dec. 20	UC SAN DIEGO	W	62-46	26	0	0	0	! 38:18	0:00	1:42	18	16	17	10	8	10	23	8				
Dec. 28	*AIR FORCE	W	71-55	19	0	1	0	! 38:57	0:00	1:03	20	22	26	8	17	7	21	26				
Dec. 31	*at UNLV	W	76-67	14	7	2	5	! 31:10	7:03	1:47	18	20	16	18	12	17	20	8				
Jan. 7	*at Wyoming	W	80-75	8	3	17	9	27:35	7:20	5:05	28	28	20	16	6	8	21	17				
Jan. 10	*NEVADA	W	74-65	22	0	0	0	! 39:35	0:00	0:25	26	24	14	14	13	17	17	24				
Jan. 14	*NEW MEXICO	L	67-76	2	13	5	3	1:26	35:17	3:17	28	34	8	14	8	2	22	5				
Jan. 18	*at Colorado State	ot-W	82-76	7	9	6	7	13:27	29:03	2:30	28	28	20	10	6	9	27	15				
Jan. 21	*at Air Force	W	70-60	18	5	1	2	! 29:06	9:44	1:10	32	30	10	4	18	0	17	14				
Jan. 25	*UTAH STATE	W	85-75	20	1	0	2	! 38:48	1:00	0:12	28	34	14	17	17	12	45	17				
Jan. 28	*SAN JOSE STATE	W	72-51	27	2	2	2	! 36:50	1:25	1:45	32	24	16	2	14	8	19	19				
Jan. 31	*at Nevada	L	66-75	7	9	12	16	10:04	23:31	6:25	20	26	8	13	6	7	29	1				
Feb. 3	*BOISE STATE	W	72-52	25	4	2	2	! 34:32	2:15	3:13	32	32	15	11	11	2	31	16				
Feb. 8	*at Utah State	W	63-61	16	5	0	1	! 32:17	6:29	1:14	30	26	13	17	12	11	30	9				
Feb. 11	*UNLV	W	82-71	23	0	0	0	! 39:42	0:00	0:18	30	30	10	21	22	11	33	23				
Feb. 15	*at Fresno State	W	45-43	7	5	5	12	28:13	7:24	4:23	22	24	8	11	5	8	14	10				
Feb. 21	*COLORADO STATE	W	77-58	25	2	1	3	! 37:16	1:11	1:33	30	34	15	11	9	8	35	19				
Feb. 25	*at New Mexico	W	73-71	6	13	3	16	13:48	22:59	3:13	22	26	12	9	11	5	19	15				
Feb. 28	*at Boise State	L	60-66	9	6	4	6	33:12	4:23	2:25	18	28	14	16	5	17	28	5				
March 4	*WYOMING	W	67-50	23	0	0	0	! 39:13	0:00	0:47	26	18	7	8	17	11	30	6				

Caps denotes home game. ! - Game in which San Diego State never trailed in the second half. Red - Game in which San Diego State never trailed. D - Game what was played during the day (tip prior to 5 p.m. local time). # - Maui Jim Maui Invitational (Lahaina Civic Center; Lahaina, Maui). ^ - Jerry Colangelo Classic (Footprint Center; Phoenix, Ariz.). * - Mountain West Game. + - Mountain West Men's Basketball Championship (Thomas & Mack Center; Las Vegas, Nevada).

LARGEST LEADS/DEFICITS

LEADS AND DEFICITS

LEADS AND DEFICITS	SEASON	MOUNTAIN WEST GAME
SDSU Biggest Halftime Lead	30, vs. Occidental (12-2-22)	22, vs. Boise State* (2-3-23)
SDSU Biggest Halftime Lead Lost	9, vs. Arkansas (11-23-22)	3, at Boise State* (2-28-23)
SDSU Biggest Halftime Lead Lost in a Loss	9, vs. Arkansas (11-23-22)	3, at Boise State* (2-28-23)
SDSU Biggest Halftime Deficit	10 - two times, last: at New Mexico* (2-25-23)	10 - two times, last: at New Mexico* (2-25-23)
SDSU Biggest Halftime Deficit Overcome	10 - two times, last: at New Mexico* (2-25-23)	10 - two times, last: at New Mexico* (2-25-23)
SDSU Biggest Halftime Deficit Overcome for Victory	10, at New Mexico* (2-25-23)	10, at New Mexico* (2-25-23)
SDSU Biggest Lead	43, vs. Occidental (12-2-22)	27, vs. San Jose State* (1-28-23)
SDSU Biggest Lead Lost	13, vs. Arkansas (11-23-22)	9, at Boise State* (2-28-23)
SDSU Biggest Lead Lost in a Loss	13, vs. Arkansas (11-23-22)	9, at Boise State* (2-28-23)
SDSU Biggest Deficit	21 vs. Arizona (11-22-22)	13 - two times, last: at New Mexico* (2-25-23)
SDSU Biggest Deficit Overcome	16 vs. Arizona (11-22-22)	11, vs. New Mexico* (1-14-23)
SDSU Biggest Deficit Overcome in a Victory	13, at New Mexico* (2-25-23)	13 - two times, last: at New Mexico* (2-25-23)

MISCELLANEOUS STATISTICS

SEASON	SDSU Team Leader			Games With				Double-Doubles		
	Points	Rebounds	Assists	10+ Pts	20+Pts	30+Pts	10+Rebs	10+Ast	Point/Reb.	Point/Ast.
Cade Alger										
Aguek Arop			1							
Jared Barnett										
Matt Bradley	13	4	7	20	3		1		1	
Triston Broughton										
Tyler Broughton										
Lamont Butler	2		11	10	1					
Miles Byrd										
Demarshay Johnson Jr.										
Keshad Johnson	2	10		11			3		2	
Cam Lawin										
Jaedon LeDee	4	8		7	2		2		1	
Nathan Mensah	2	13	1	6			3		2	
Micah Parrish	1	1	1	8						
Elijah Saunders		1								
Adam Seiko	3	1	1	6	2					
Darrion Trammell	4		19	13	3					

CAREER	SDSU Team Leader			Games With				Double-Doubles		
	Points	Rebounds	Assists	10+ Pts	20+Pts	30+Pts	10+Rebs	10+Ast	Point/Reb.	Point/Ast.
Cade Alger										
Aguek Arop		4	4	4						
Jared Barnett										
Matt Bradley	32	19	20	117	38	1	5		5	
Triston Broughton										
Tyler Broughton										
Lamont Butler	4		15	22	1					
Miles Byrd										
Demarshay Johnson Jr.										
Keshad Johnson	3	20	3	23			7		4	
Cam Lawin										
Jaedon LeDee	4	8		15	3		2		1	
Nathan Mensah	8	49	2	33			18		8	
Micah Parrish	1	1	1	41	3		5		4	
Elijah Saunders		1								
Adam Seiko	4	2	2	15	2					
Darrion Trammell	4		19	62	24	5		1		1

SEASON BESTS

DUNKS	Season	Gm. High
Keshad Johnson	28	3
Nathan Mensah	22	3
Jaedon LeDee	14	2
Aguek Arop	9	3
Lamont Butler	3	1
Elijah Saunders	3	2
Demarshay Johnson Jr.	2	2
Micah Parrish	2	2
Miles Byrd	2	1
Matt Bradley	2	1
TOTAL	87	7

TOP SCORING PERFORMANCES

Matt Bradley vs. Air Force* (12-28-22)	27
Adam Seiko vs. Utah State* (1-25-23)	25
Lamont Butler at Wyoming* (1-7-23)	23
Matt Bradley at UNLV* (12-31-22)	23
Matt Bradley vs. Arkansas (11-23-22)	23
Jaedon LeDee vs. Brigham Young (11-11-22)	23
Jaedon LeDee vs. Wyoming* (3-4-23)	21
Darrion Trammell at UNLV* (12-31-22)	21
Darrion Trammell vs. Arizona (11-22-22)	21
Darrion Trammell vs. Brigham Young (11-11-22)	21
Adam Seiko vs. Occidental (12-2-22)	20
Lamont Butler at Colorado State* (1-18-23)	19
Micah Parrish vs. Kennesaw State (12-12-22)	19
Matt Bradley vs. Troy (12-5-22)	19

TOP REBOUNDING PERFORMANCES

Jaedon LeDee vs. UC San Diego (12-20-22)	12
Nathan Mensah vs. UNLV* (2-11-23)	11
Nathan Mensah at UNLV* (12-31-22)	11
Keshad Johnson at New Mexico* (2-25-23)	10

Keshad Johnson at Fresno State* (2-15-23)	10
Jaedon LeDee at Utah State* (2-8-23)	10
Keshad Johnson vs. Utah State* (1-25-23)	10
Keshad Johnson at Air Force* (1-21-23)	10
Matt Bradley vs. Nevada* (1-10-23)	10
Nathan Mensah vs. Brigham Young (11-11-22)	10

TOP ASSISTS PERFORMANCES

Matt Bradley vs. Occidental (12-2-22)	8
Matt Bradley at New Mexico* (2-25-23)	7
Lamont Butler vs. UNLV* (2-11-23)	7
Darrion Trammell vs. Boise State* (2-3-23)	7
Matt Bradley at Colorado State* (1-18-23)	7
Lamont Butler vs. Wyoming* (3-4-23)	6
Darrion Trammell vs. UNLV* (2-11-23)	6
Darrion Trammell at Colorado State* (1-18-23)	6
Miles Byrd vs. Occidental (12-2-22)	6
Lamont Butler vs. Stanford (11-15-22)	6
Darrion Trammell at Stanford (11-15-22)	6
Lamont Butler vs. Cal State Fullerton (11-7-22)	6

TOP 3-POINT FG PERFORMANCES

Adam Seiko vs. Utah State* (1-25-23)	7
Adam Seiko vs. UNLV* (2-11-23)	6
Matt Bradley vs. Air Force* (12-28-22)	6
Adam Seiko vs. Occidental (12-2-22)	6
Lamont Butler at Wyoming* (1-7-23)	5
Matt Bradley at UNLV* (12-31-22)	5
Adam Seiko vs. Wyoming* (3-4-23)	5
Darrion Trammell at New Mexico* (2-25-23)	4
Darrion Trammell at UNLV* (12-31-22)	4
Darrion Trammell vs. UC San Diego (12-20-22)	4
Matt Bradley vs. Ohio State (11-21-22)	4
Darrion Trammell vs. Cal State Fullerton (11-7-22)	4

TOP STEALS PERFORMANCES

Lamont Butler vs. Brigham Young (11-11-22)	6
Lamont Butler vs. Kennesaw State (12-12-22)	4
Darrion Trammell at Stanford (11-15-22)	4
Nathan Mensah vs. Brigham Young (11-11-22)	4
Lamont Butler vs. Cal State Fullerton (11-7-22)	4
Lamont Butler vs. Colorado State* (2-21-23)	3
Matt Bradley at Fresno State* (2-15-23)	3
Darrion Trammell at Fresno State* (2-15-23)	3
Matt Bradley at Utah State* (2-8-23)	3
Micah Parrish at Colorado State* (1-18-23)	3
Darrion Trammell at Colorado State* (1-18-23)	3
Keshad Johnson vs. Nevada* (1-10-23)	3
Darrion Trammell at UNLV* (12-31-22)	3
Darrion Trammell vs. UC San Diego (12-20-22)	3
Lamont Butler vs. UC Irvine (11-29-22)	3
Matt Bradley vs. Arkansas (11-23-22)	3
Jaedon LeDee vs. Arizona (11-22-22)	3
Darrion Trammell vs. Arizona (11-22-22)	3
Aguek Arop at Stanford (11-15-22)	3
Micah Parrish vs. Brigham Young (11-11-22)	3
Darrion Trammell vs. Cal State Fullerton (11-7-22)	3

GAMES MISSED

Miles Byrd	6
Cade Alger	5
Tyler Broughton	5
Jared Barnett	3
Triston Broughton	3
Aguek Arop	2
Adam Seiko	2
Demarshay Johnson Jr.	1
Darrion Trammell	1

* - conference game. ^ - conference tournament game. red - career high

SEASON/CAREER HIGHS

#0 • KESHAD JOHNSON

	Season	Career
Points	16 vs. San Jose State*, 1-28-23	16 vs. San Jose State*, 1-28-23
Rebounds	10 - 4x; last: at New Mexico*, 2-25-23	13 vs. San Jose State*, 2-8-21
Assists	2 - 5x; last: vs. UNLV*, 2-11-23	4 vs. UC San Diego, 12-22-21
Steals	3 vs. Nevada*, 1-10-23	3 - 3x; last: vs. Nevada*, 1-10-23
Blocked Shots	2 - at New Mexico*, 2-25-23	3 - 2x; last: at Nevada*, 3-5-22
Minutes	35:16 vs. Arkansas, 11-23-22	42:06 vs. Fresno State*, 3-3-22
10+ Scoring Games	11 times (8-3)	23 times (20-3)
10+ Rebounding Games	3 times (3-0)	7 times (7-0)
Double-Doubles	2 times (2-0)	4 times (4-0)

#2 • ADAM SEIKO

	Season	Career
Points	25 vs. Utah State* (1-26-23)	25 vs. Utah State* (1-26-23)
Rebounds	5 vs. Ohio State, 11-21-22	7 at UNLV*, 1-1-22
Assists	3 at Wyoming* (1-7-23)	5 - 2x; last: vs. San Jose State*, 2-8-21
Steals	2 - 2x; last: vs. Wyoming* (3-4-23)	3 vs. Jackson State, 11-27-18
Blocked Shots		1 at New Mexico*, 2-5-19
Minutes	28:52 at Wyoming* (1-7-23)	38:06 at UNLV*, 1-1-22
20+ Scoring Games	2 times (2-0)	2 times (2-0)
10+ Scoring Games	6 times (5-1)	15 times (13-2)

#3 • MICAH PARRISH

	Season	Career
Points	19 vs. Kennesaw State, 12-12-22	20 - 3x; last: Wright State#, 3-3-22
Rebounds	6 - 3x; last: vs. Wyoming*, 3-4-23	12 - 3x; last: at West Virginia#, 11-9-21
Assists	2 - 5x; last: vs. Wyoming*, 3-4-23	4 - 5x; last: at Robert Morris#, 2-11-22
Steals	3 - 2x; last: at Colorado State*, 1-18-23	4 - 7x; last: vs. IUPUI#, 3-1-22
Blocked Shots	2 - 2x; last: vs. Wyoming*, 3-4-23	2 - 6x; last: vs. Wyoming*, 3-4-23
Minutes	29:45 at Colorado State*, 1-18-23	48:09 at Milwaukee#, 2-20-21
20+ Scoring Games		3 times (1-2)
10+ Scoring Games	8 times (6-2)	41 times (23-18)
10+ Rebounding Games		5 times (0-5)
Double-Doubles		4 times (0-4)

#4 • JARED BARNETT

	Season	Career
Points	3 vs. Occidental, 12-2-22	3 vs. Occidental, 12-2-22
Rebounds	2 vs. Occidental, 12-2-22	2 vs. Occidental, 12-2-22
Assists	2 vs. Kennesaw State, 12-12-22	vs. Kennesaw State, 12-12-22
Steals	1 vs. Occidental, 12-2-22	1 - 6x; last: vs. Occidental, 12-2-22
Blocked Shots		
Minutes	11:13 vs. Occidental, 12-2-22	11:13 vs. Occidental, 12-2-22

#5 • LAMONT BUTLER

	Season	Career
Points	23 at Wyoming* (1-7-23)	23 at Wyoming* (1-7-23)
Rebounds	7 vs. UNLV* (2-11-23)	7 vs. UNLV* (2-11-23)
Assists	7 vs. UNLV* (2-11-23)	7 vs. UNLV* (2-11-23)
Steals	6 vs. Brigham Young, 11-11-22	6 vs. Brigham Young, 11-11-22
Blocked Shots	1 - 2x; last: vs. UC Irvine, 11-29-22	1 - 7x; last: vs. UC Irvine, 11-29-22
Minutes	36:12 at Utah State* (2-8-23)	36:12 at Utah State* (2-8-23)
20+ Scoring Games	1 time (1-0)	1 time (1-0)
10+ Scoring Games	11 times (10-1)	23 times (19-4)

#11 • DEMARSHAY JOHNSON JR.

	Season	Career
Points	8 vs. Occidental, 12-2-22	8 vs. Occidental, 12-2-22
Rebounds	3 vs. Occidental, 12-2-22	3 vs. Occidental, 12-2-22
Assists	1 vs. Occidental, 12-2-22	1 vs. Occidental, 12-2-22
Steals		
Blocked Shots	1 vs. Occidental, 12-2-22	1 vs. Occidental, 12-2-22
Minutes	13:54 vs. Occidental, 12-2-22	13:54 vs. Occidental, 12-2-22
10+ Scoring Games		

#12 • DARRION TRAMMELL

	Season	Career
Points	21 - 3x; last: at UNLV*, 12-31-22	39 vs. Abilene Christian+, 3-11-22
Rebounds	6 at UNLV*, 12-31-22	8 vs. Utah Valley+, 1-12-22
Assists	7 vs. Boise State*, 2-3-23	13 vs. Portland+, 12-30-20
Steals	4 at Stanford, 11-15-22	6 - 3x; last: at Stanford, 11-15-22
Blocked Shots	2 vs. UNLV* (2-11-23)	2 - 2x; last: vs. UNLV* (2-11-23)
Minutes	35:46 vs. Troy (12-5-22)	41 at Cal Baptist+, 1-17-22
20+ Scoring Games	3 times (2-1)	25 times (14-11)
10+ Scoring Games	13 times (10-3)	62 times (42-20)
10+ Assist Games		1 time (1-0)
Double-Doubles		1 time (1-0)

#13 • JAEDON LeDEE

	Season	Career
Points	23 vs. Brigham Young, 11-11-22	23 vs. Brigham Young, 11-11-22
Rebounds	12 vs. UC San Diego, 12-20-22	12 vs. UC San Diego, 12-20-22
Assists	3 - 3x; last: vs. UC San Diego, 12-20-22	3 - 3x; last: vs. UC San Diego, 12-20-22
Steals	3 vs. Arizona, 11-22-22	3 - 2x; last: vs. Arizona, 11-22-22
Blocked Shots	2 vs. Wyoming*, 3-4-23	4 vs. Purdue Fort Wayne@, 11-11-18
Minutes	28:35 vs. Brigham Young, 11-11-22	24 vs. UC Irvine&, 11-21-19
20+ Scoring Games	1 time (1-0)	2 times (1-1)
10+ Scoring Games	7 times (7-0)	15 times (11-4)
10+ Rebounding Games	2 times (2-0)	2 times (2-0)

#14 • CADE ALGER

	Season	Career
Points	3 - 2x; last: vs. Occidental, 12-2-22	6 vs. Wyoming, 1-30-21
Rebounds	2 vs. Occidental, 12-2-22	2 - 2x; last: vs. Occidental, 12-2-22
Assists		
Steals		1 - 2x; last: vs. Long Beach State, 11-30-21
Blocked Shots		1 vs. UNLV, 1-24-22
Minutes	5:08 vs. Occidental, 12-2-22	5:08 vs. Occidental, 12-2-22
10+ Scoring Games		

#20 • MATT BRADLEY

	Season	Career
Points	27 vs. Air Force*, 12-28-22	30 at Wyoming*, (2-28-22)
Rebounds	10 vs. Nevada*, 1-10-23	10 - 5x; last: vs. Nevada*, 1-10-23
Assists	8 vs. Occidental, 12-2-22	8 vs. Occidental, 12-2-22
Steals	3 - 4x; last: at Fresno State*, 2-15-23	4 vs. Colorado~, 3-13-19
Blocked Shots	2 vs. UC San Diego, 12-20-22	2 - 3x; last: vs. UC San Diego, 12-20-22
Minutes	35:29 - 2x; last: at UNLV*, 12-31-22	42 vs. Washington~, 1-11-20
20+ Scoring Games	3 times (2-1)	38 times (21-17)
10+ Scoring Games	21 times (16-5)	118 times (61-57)
10+ Rebounding Games	1 time (1-0)	5 times (3-2)
Double-Doubles	1 times (1-0)	5 times (3-2)

#21 • MILES BYRD

	Season	Career
Points	8 vs. Occidental, 12-2-22	8 vs. Occidental, 12-2-22
Rebounds	1 - 2x; last: vs. UC San Diego, 12-20-22	1 - 2x; last: vs. UC San Diego, 12-20-22
Assists	6 vs. Occidental, 12-2-22	6 vs. Occidental, 12-2-22
Steals	1 - 2x; last: vs. Kennesaw St., 12-12-22	1 - 2x; last: vs. Kennesaw St., 12-12-22
Blocked Shots		
Minutes	19:35 vs. Occidental, 12-2-22	19:35 vs. Occidental, 12-2-22
10+ Scoring Games		

#25 • ELIJAH SAUNDERS

	Season	Career
Points	6 vs. Kennesaw State, 12-12-22	6 vs. Kennesaw State, 12-12-22
Rebounds	8 vs. Occidental, 12-2-22	8 vs. Occidental, 12-2-22
Assists	3 - 2x; last: vs. Kennesaw St., 12-12-22	3 - 2x; last: vs. Kennesaw St., 12-12-22
Steals		
Blocked Shots	1 vs. Occidental, 12-2-22	1 vs. Occidental, 12-2-22
Minutes	24:58 vs. Occidental, 12-2-22	24:58 vs. Occidental, 12-2-22
10+ Scoring Games		

* - Mountain West game; ^ - Mountain West Tournament game; ~ - at California; # - at Oakland; @ - at Ohio State; + - at Seattle U; & - at TCU

SEASON/CAREER HIGHS

#31 • NATHAN MENSAB

	Season	Career
Points	18 vs. UC Irvine, 11-29-22	19 vs. UC San Diego, 12-22-21
Rebounds	11 - 2x; last vs. UNLV* (2-11-23)	15 at Arizona State, 12-10-20
Assists	2 - 4x; last: at Fresno State* (2-15-23)	4 vs. San Jose State*, 3-2-19
Steals	4 vs. Brigham Young, 11-11-22	5 vs. New Mexico*, 1-31-22
Blocked Shots	4 - 2x; last: at Fresno State* (2-15-23)	6 vs. Saint Mary's, 12-22-20
Minutes	30:38 vs. Troy (12-5-22)	34:12 vs. Utah State*, 2-15-22
10+ Scoring Games	6 times (6-0)	34 times (29-5)
10+ Rebounding Games	3 times (3-0)	18 times (16-2)
Double-Doubles	2 time (2-0)	8 times (7-1)

#33 • AGUEK AROP

	Season	Career
Points	12 at UNLV*, 12-31-22	14, at Air Force*, 1-22-21
Rebounds	6 at New Mexico*, 2-25-23	8 - 3x; last: at Colorado State*, 2-4-22
Assists	4 vs. Saint Mary's, 12-10-22 2	4 vs. Saint Mary's, 12-10-22
Steals	3 at Stanford, 11-15-22	4 - 2x; last: at UNLV*, 1-1-22
Blocked Shots	3 vs. Wyoming*, 3-4-23	3 - 10x; last: vs. Wyoming*, 3-4-23
Minutes	28:09 vs. Arkansas, 11-23-22	30:34 vs. Creighton, 3-17-22
10+ Scoring Games	1 time (1-0)	6 times (5-1)

* - Mountain West game; ^ - Mountain West Tournament game

LARGEST SAN DIEGO STATE RUNS (runs of at least 10-0)

Date	Opponent	Run	H	Time Elapsed	SDSU First Scored	Opponent Scored	SDSU FGM-A	SDSU 3FG-A	SDSU FTM-A	Opp. FGM-A	Opp. 3FG-A	Opp. FTM-A	San Diego State Points By:
Nov. 7	CAL STATE FULLERTON	13-0	2nd	3:43	18:44	15:01	5-8	2-3	1-2	0-3	0-3	0-0	Butler 5, Johnson 3, Trammell 3, Bradley 2
Nov. 11	BRIGHAM YOUNG	12-0	1st	2:46	14:32	11:46	3-6	1-3	5-5	0-2	0-0	0-0	Parrish 5, LeDee 4, Trammell 3
Nov. 15	at Stanford	10-0	1st	1:56	14:22	12:26	3-3	3-3	1-1	0-5	0-0	0-0	Parrish 4, Johnson 3, Butler 3
Nov. 23	#vs. Arkansas	11-0	1st	5:03	9:47	5:44	3-5	0-1	5-7	0-6	0-3	0-0	Bradley 4, LeDee 4, Butler 3
Dec. 2	OCCIDENTAL	13-0	1st/2nd	3:35	0:59/1st	17:19/2nd	5-8	3-3	0-0	0-5	0-1	0-0	Bradley 6, Byrd 3, Johnson 2, Mensah 2
Dec. 5	TROY	11-0	2nd	6:14	10:24	4:10	4-8	2-3	1-1	0-9	0-1	0-0	Butler 3, Seiko 3, Arop 2, Bradley 2, Trammell 1
Dec. 12	KENNESAW STATE	11-0	1st	3:30	11:03	7:33	4-9	1-7	2-2	0-5	0-2	0-0	Butler 5, Bradley 2, Johnson 2, Mensah 2
		10-0	2nd	2:36	14:16	11:40	2-2	0-0	6-6	0-4	0-2	0-0	LeDee 8, Trammell 2
Dec. 20	UC SAN DIEGO	11-0	1st	4:23	18:18	13:55	5-7	1-2	0-0	0-4	0-2	0-0	Johnson 4, Butler 3, Bradley 2, Trammell 2
Dec. 28	*AIR FORCE	13-0	1st	4:05	18:23	14:18	5-7	2-4	1-1	0-4	0-1	0-0	Johnson 5, Bradley 3, Trammell 2, Mensah 2
Jan. 10	*NEVADA	10-0	1st	3:27	19:35	16:08	4-7	2-4	0-0	0-4	0-2	0-0	Johnson 5, Butler 3, Mensah 2
Jan. 25	*UTAH STATE	18-0	1st	6:00	12:47	6:47	6-10	4-5	2-2	0-8	0-8	0-0	Seiko 12, Butler 2, LeDee 2, Mensah 2
Jan. 28	*SAN JOSE STATE	11-0	1st/2nd	6:05	4:15/1st	18:10/2nd	5-7	0-2	1-4	0-7	0-0	0-2	Johnson 6, Bradley 2, Mensah 2, Arop 1
		13-0	2nd	4:21	5:06	0:45	3-4	3-3	4-4	0-5	0-3	0-1	Butler 3, LeDee 3, Seiko 3, Arop 2, Johnson 2
Feb. 3	*BOISE STATE	14-0	1st	3:39	9:26	5:47	5-7	2-4	2-2	0-4	0-0	0-0	Mensah 6, Seiko 6, Johnson 2
Feb. 8	*at Utah State	12-0	1st	3:05	12:47	9:42	4-7	2-3	2-2	0-3	0-2	0-0	Parrish 3, Trammell 3, Arop 2, Bradley 2, LeDee 2
Feb. 11	*UNLV	14-0	1st	3:22	12:07	8:45	5-5	2-2	2-3	0-3	0-2	0-0	Mensah 3, Parrish 3, Seiko 3, Bradley 2, Butler 2, Johnson 1
March 4	*WYOMING	10-0	1st	7:10	13:46	6:36	4-15	3-5	0-0	0-9	0-3	0-0	Parrish 3, Trammell 3, Arop 2, LeDee 2

Caps denotes home game. D - Game what was played during the day. # - Maui Jim Maui Invitational (Lahaina, Maui). @ - Jerry Colangelo Classic (Phoenix, Ariz.). * - Mountain West Game. + - Mountain West Men's Basketball Championship (Thomas & Mack Center; Las Vegas, Nevada).

MISCELLANEOUS STATISTICS

San Diego State's Record When...

Category	2022-23 Season	Dutcher Era	SDSU Streak	Note
Home	15-1	82-10	Won 6	SDSU is 38-2 in its last 40, 56-5 in its last 61 and 65-6 in its last 71 home games; 16-game homecourt win streak snapped vs. New Mexico (1-14-23)
Away	8-2	39-23	Lost 1	SDSU is 31-9 in its last 40 road games and 94-52 in its last 146 road games; Aztecs are 91-42 in last 133 road games vs. non-AP top 25 teams.
Neutral	1-3	21-13	Lost 3	Aztecs have won 54 of the last 84 games at neutral sites (54-30); Won four of last nine meetings with AP Top 25 teams
Scoring First	18-2	100-22	Won 8	SDSU is 217-56 in its last 273 games in which it has scored first. Last loss: vs. New Mexico (1-14-23)
Opponent Scores First	7-4	43-24	Lost 1	SDSU is 32-12 in its last 44 and 114-50 in its last 164 games in which the opponent has scored first
Leading at Half	19-3	123-16	Won 1	SDSU is 54-5 in its last 59; 92-8 in its last 100 and 186-24 in its last 210 games when ahead at half; 149-9 in last 158 at home when leading at half
Trailing at Half	5-2	18-27	Won 3	SDSU is 23-38 the last 61 times trailing at the half and 48-67 since the start of '10-11
Tied at Half	0-1	1-3	Lost 1	SDSU is 8-6 in last 14 games that have been tied at half
Leading with 5:00 Left	20-2	130-10	Won 1	Won 383 of last 398; 164-game win streak snapped vs. Boise (2-27-16); Last loss before 164-game win streak: at WYO (1-9-10); 37-game streak snapped vs. Creighton (3-17-22)
Trailing with 5:00 Left	4-3	10-32	Won 1	SDSU is 17-75 in its last 92; Last wins: at Colorado State (1-19-23), at Wyoming (1-7-23), vs. UC Irvine (11-29-22), vs. Brigham Young (11-11-22), vs. Fresno State (3-4-22)
Tied with 5:00 Left	0-1	3-4	Lost 3	SDSU is 6-7 in last 12 outings
In Overtime	1-1	3-2	Won 1	SDSU is 24-4 in its last 28 in OT; Last loss: vs. Arkansas (11-23-22); Won last nine OT home games
SDSU Outrebounds Opp.	20-2	105-12	Won 6	SDSU is 57-3 in its last 60; 74-4 in its last 78; 136-19 in its last 155 and 246-38 in its last 284 games
SDSU is Outrebounded	4-4	32-34	Lost 1	SDSU is 22-19 in its last 41 and 72-64 in its last 136 games when outrebounded; Last win: at Fresno State (2-15-23)
SDSU Commits Fewer TOs	16-3	98-19	Lost 1	SDSU is 70-13 in its last 83 and 143-26 in its last 169 when committing fewer turnovers. Last loss: at Boise State (2-28-23)
Opp. Commits Fewer TOs	7-2	33-23	Won 4	SDSU is 96-57 in its last 153 games when committing more turnovers; Last win: vs. Wyoming (3-4-23)
SDSU More FT Attempts	18-1	93-8	Won 16	SDSU is 64-3 in its last 67 and 231-33 in its last 264 games in the category. Last loss: vs. Arizona (11-22-22)
Opp. More FT Attempts	6-5	46-33	Lost 1	SDSU is 89-64 in its last 153 games in this category. Last win: at New Mexico (2-25-23)
SDSU Shoots Better than Opp.	19-1	120-8	Won 16	SDSU is 38-2 in last 40; 92-4 in last 96; 122-8 in last 130; 282-18 in last 300 with higher FG pct. Last loss: vs. Arkansas (11-23-22)
Opp. Shoots Better than SDSU	5-5	22-38	Lost 1	SDSU is 56-86 since the start of '10-11 when the opponent has a higher FG pct.; Last win: at New Mexico (2-25-23)
SDSU Shoots 50% or Better	9-0	52-1	Won 40	70-game win streak snapped at California (12-8-18). Have won 96 straight at home when FG pct. >= 50.0 pct. (last loss: UNLV, 1-26-02)
SDSU Shoots Between 40-50%	11-5	66-23	Won 1	Since March 3, 2010, SDSU is 161-41 overall and 87-11 at home
SDSU Shoots 40% or Less	4-1	24-22	Won 4	SDSU is 165-31 when shooting 38.9 pct. or better (since Jan. 31, 2015); SDSU is 124-8 since Feb. 22, 2012, at home, when shooting at least 38.9 pct.
Opp. Shoots 50% or Better	1-2	3-13	Lost 1	Last win: at Wyoming (1-7-23)
Opp. Shoots Between 40-50%	12-3	49-24	Lost 1	Last loss: at Boise State (2-28-23); Last win: at New Mexico (2-25-23)
Opp. Shoots 40% or Less	11-1	91-9	Won 10	SDSU is 67-6 in last 75; 300-39 in last 339 times the opponent has shot 40 pct. or less; Last loss: vs. Arkansas (11-23-22)
Opp. Shoots 35% or Less	6-0	42-2	Won 7	Had won 35 straight until vs. Boise State (1-22-22); Prior last loss in the category was at CSU (2-25-17); SDSU 39-1 in last 40 gms. at Viejas dating back to 12-18-15 (GCU)
SDSU Bench Outscores Opp.	20-5	93-23	Won 1	SDSU is 72-15 in its last 87 and 220-47 in this category since the beginning of the 2010-11 season; Aztecs are 188-43 in last 231 games
Opp. Bench Outscores SDSU	3-1	46-22	Won 3	SDSU is 102-56 in this category since the beginning of the 2010-11 season
SDSU Scores Less Than 60	1-0	3-16	Won 1	SDSU is 26-44 in its last 70 games when scoring less than 60 points; Last wins: at Fresno State (2/15/23), vs. Fresno State (3-10-22) - snapped 9-game losing streak
SDSU Scores At Least 60 & Less Than 70	4-4	38-20	Won 1	SDSU is 94-43 in its last 137 games. Last loss: at Boise State (2-28-23); 71-4 since March 15, 2019
SDSU Scores Between 70-79	10-2	53-7	Won 9	SDSU is 55-7 in last 62, 142-15 in its last 157 when scoring 70-79; 31-game win streak snapped vs. Arizona (11-22-22); 53-3 at home in last 56
SDSU Scores Between 80-89	8-0	34-3	Won 27	SDSU is 55-5 in its last 60 games when scoring between 80-89 points
SDSU Scores Between 90-99	1-0	14-0	Won 29	The Aztecs have won 29 straight games and are 39-2 since 1999-2000 when scoring 90+ points
SDSU Scores 100+		1-0	Won 27	The Aztecs have won 27 straight games when reaching triple digits. SDSU is 4-0 in games where it has scored 100+ points since the 1999-2000 season.
Opp. Scores Less Than 50	2-0	15-1	Won 4	SDSU is 19-1 in last 20; 68-4 in last 72 in this category (losses: at UW, 12-7-14; vs. Wyo., 3-14-15; Little Rock, 11-21-15; vs. Boise 1-22-22)
Opp. Scores Less Than 60	11-0	77-7	Won 11	SDSU is 86-7 in its last 93 games in the category; Last loss: vs. Boise State (3-12-22) SDSU is 140-4 the last 144 home games when holding the opponent to 60 points or less (last loss: vs. Boise State, 1-22-22)
Opp. Scores Between 50-59	7-0	58-5	Won 7	SDSU is 58-5 in its last 63 games and 98-13 in last 111 games in this category
Opp. Scores Between 60-69	6-2	42-10	Lost 1	SDSU is 25-4 in last 29 games; 97-32 in the category since the start of 2010-11.
Opp. Scores Between 70-79	7-3	23-15	Won 1	SDSU is 39-36 in its last 75 games when allowing between 70-79 points
Opp. Scores Between 80-89	0-1	1-11	Lost 5	SDSU is 3-16 since the beginning of the 2010-11 season in this category.
Opp. Scores Between 90-99		0-3	Lost 3	SDSU snapped a 24-game losing streak in the category by winning at TCU (3-3-12)
Opp. Scores 100+			Lost 9	The Aztecs are 0-3 in this category since the 1999-2000 season.
Wearing Black	7-3	47-29	Lost 1	SDSU is 33-12 in last 45 and 90-60 in its last 150 in the black uniforms; Last worn at home: vs. Air Force (2-12-22)
Wearing Alternate Black (Red Writing)	4-1	18-5	Lost 1	Worn for first time of season at Colorado St. (1-18-23), and again in wins at Air Force (1-21-23), at Utah St. (2-8-23) and at Fresno St. (2-15-23); Lone loss at Boise St. (2-28-23)
Wearing Red		2-0	Won 3	Aztecs are 17-5 in their last 22 when wearing red since the start of 2010-11; Last worn: vs. Nevada (1-18-20)
Wearing White	16-2	88-16	Won 6	58-7 in last 65; Last worn on the road at Stanford (11-15-22); Last neutral: vs. Arkansas (11-23-22); 15-game win streak ended vs. Utah State (3-7-20)
Wearing Retro White		3-1	Won 2	Wore vs. USD and vs. No. 2/3 Kansas in 2015-16; vs. Alabama State, Wyoming, Air Force in 2016-17; vs. Georgia and California, USU, CSU in 2017-18
Wearing Retro White Shorts		7-0	Won 7	Debuted vs. Colorado State (1-4-21)
Wearing Camouflage			Lost 1	SDSU lost to No. 9/9 Syracuse (11-11-12)
Wearing Pewter Gray			Won 2	Uniforms made its debut vs. USD (12-15-12); Also worn against UNLV (1-16-13), FS (2-9-13), BSU (3-13-13)
Wearing Turquoise	1-1	6-1	Lost 1	Made its debut vs. Bakersfield (11-20-14); Also vs. SD Christian (11-18-15), vs. Savannah St. (11-28-16), vs. McNeese (11-17-17), vs. Jackson St. (11-27-18), vs. Tennessee State (11-25-19), vs. UC Irvine (11-27-20), vs. UT Arlington (11-20-21), vs. UC Irvine (11-29-22), vs. Saint Mary's (12-10-22)
On Monday	4-0	11-1	Won 10	Aztecs are 23-3 on Monday since the beginning of 2010-11. Last loss: vs. (1/1) Duke (11-19-18)
On Tuesday	5-3	24-9	Lost 1	SDSU is 56-16 in its last 72 games played on Tuesday. Last loss: at Boise State (2-28-23)
On Wednesday	5-1	26-7	Won 5	SDSU is 41-11 in last 52 and 71-19 in its last 90 games played on Wednesday
On Thursday		17-3	Lost 1	Aztecs played just 42 Thursday games since the start of the 2010-11 season.
On Friday	3-0	17-5	Won 5	SDSU is 39-10 in its last 49 games played on the day
On Saturday	8-2	41-20	Won 5	SDSU is 95-44 in its last 139 games played on Saturday. Seven-game win streak snapped vs. UNLV (2-22-20)
On Sunday		7-1	Won 7	The Aztecs have played only 28 Sunday games since the beginning of the 2010-11 campaign (20-8)
In November	5-2	30-8	Won 1	SDSU is 64-17 in November since the beginning of the 2010-11 campaign
In December	6-1	24-8	Won 4	The Aztecs are 68-17 in their last 85 games played in December. Last loss: vs. Saint Mary's (12-10-22)
In January	6-2	34-14	Lost 1	SDSU is 62-21 in last 83 and 78-25 in last 103 January games
In February	6-1	37-8	Lost 1	SDSU is 64-21 in its last 85 games played during the month
In March	1-0	18-8	Won 1	The Aztecs are 64-25 in their last 89 March games