

SAN DIEGO STATE 2005-06 BASKETBALL - GAME NO. 5

SAN DIEGO STATE (3-1/0-0 MWC) at SAN DIEGO (2-2/0-0 WCC)
Wed., Nov. 30, 2005 ▶ San Diego, Calif. ▶ Jenny Craig Pavilion (5,100)
7 p.m. PST ▶ Radio: XPRS-1090 AM ▶ Television: Channel 4 San Diego

San Diego State Goes for Fourth Straight City Championship; Looks For School-Record Fourth Victory in the Month of November Wednesday at USD

Coming off consecutive victories by 25 or more points for the first time since 1981, San Diego State makes the 9.4 mile journey to the campus of San Diego for the 37th renewal of the city championship. The city's two Division I schools meet for the eighth consecutive season on Wednesday night at Jenny Craig Pavilion.

Game time is set for 7 p.m. PST and the contest will be broadcast in the San Diego market on Channel 4 San Diego (no satellite coverage). In addition, the contest can be heard up and down the West Coast on XPRS-AM 1090.

The Aztecs lead the overall series 20-16 have and won three straight against the Toreros, winning 78-72 on Jan. 8, 2003 at Cox Arena, 66-63 on Dec. 3, 2003 at Jenny Craig Pavilion and 83-63 on Dec. 1, 2004 at Cox Arena. San Diego State is trying to win consecutive games against the Toreros on the USD campus for just the second time in school history and the first time since 1967 and 1970.

San Diego State is 3-1 this season, matching its best start to a season in the last 21 years (since the 1984-85 team opened 8-0). The Aztecs continued their impressive start last Saturday with an 80-53 victory in the home opener over America East preseason conference favorite Albany. For the fourth straight game this season, the Aztecs outshot their opponent (46.7 to 34.7 percent) and used a 38-29 edge on the glass (including 21 offensive rebounds) en route to the 27-point victory. Junior forward Marcus Slaughter recorded his 14th career double-double with 16 points and a career-high tying 15 rebounds. Junior guard Brandon Heath reached double figures for the 13th straight game and reached the 20-point plateau for the 23rd time in his career with 20 points, including three three-point field goals. Senior guard John Sharper scored 11 points off the bench. A pair of true freshman added 10 points apiece as forward Kyle Spain scored in double figures for a second consecutive game and Richie Williams posted career highs for points and assists (5).

The Toreros enter the game with a 2-2 record having completed a challenging schedule of four consecutive road games to open the season. San Diego snapped a two-game losing streak with an impressive 82-65 victory at UC Riverside on Saturday. San Diego shot 58.9 percent from the field and owned a 41-35 advantage on the glass in the victory over the Highlanders. Nick Lewis scored a career-high 29 points on 13-of-16 shooting from the field. Lewis leads the team in scoring (17.5 ppg) and rebounding (6.3). In addition to the victory over UCR, San Diego opened the campaign with 90-81 victory at Campbell. In between the victories were losses to future Aztec opponent UC Santa Barbara (65-67) and San Jose State (68-79).



▶ THE SERIES

This will be the 37th meeting between the teams and the eighth consecutive season SDSU and USD have met with the Aztecs owning a 20-16 series advantage... The Aztecs have won three straight games in the series for the first time since winning six straight from 1979-84... The Aztecs are trying to win on consecutive visits to the USD campus for just the second time in school history and the first time since claiming wins in 1967 and 1970... Five of the last seven games between the teams have been decided by six points or less.

▶ AZTEC PLAYER

In two career games against USD, Brandon Heath has 53 points, six assists and three steals. The junior has connected on 17-of-28 (60.7 percent) FGs and 7-of-10 (70.0 percent) 3FGs.

▶ SAN DIEGO STATE

Record: 3-1
Last Game: vs. Albany (W, 80-53)
Streak: W, 2
Sagarin: 81
Head Coach: Steve Fisher
Career Record: 268-180 (15th full)
SDSU Record: 84-98 (7th)
vs. USD: 3-3

▶ SAN DIEGO

Record: 2-2
Last Game: at UC Riverside (W, 82-65)
Streak: W, 1
Sagarin: 154
Head Coach: Brad Holland
Career Record: 189-183 (14th)
USD Record: 166-152 (12th)
vs. San Diego State: 5-4

TIDBITS...

■ Junior guard Brandon Heath is 17th on the SDSU scoring chart with 1,022 career points. He needs 12 more points to reach Dave Miller in 16th place and 21 points to match Milton Phelps in 15th place.

■ Senior center Trimaine Davis has connected on 14-of-21 attempts from the field this season. He is now shooting 58.6 percent (106-181) in his career, which is the highest field goal percentage among all Aztec players with at least 68 field goal attempts.

■ Senior guard John Sharper, who has made seven of his last 11 attempts from beyond the arc, will try and become the fourth player in SDSU history to play in four consecutive Aztec victories over San Diego.

■ San Diego State is looking to win its fourth game in November for the first time in school history. In 84 previous seasons, the Aztecs have never won more than three games during the Thanksgiving month.

The Aztecs are looking to not only continue matching their best start in the last 21 seasons, SDSU is looking to win its fourth game in the month of November for the first time in the programs' 85 seasons.

The game Wednesday starts a stretch of three games in seven days for the Aztecs. After playing at USD, the Aztecs play host to Point Loma Nazarene on Saturday night before playing at California next Tuesday.

AZTECS AT-A-GLANCE (3-1 OVERALL/0-0 MOUNTAIN WEST)

No.	Name (Career G/GS)	Pos.	Ht.	Wt.	Cl.	PPG	RPG	Misc.	Note	▶ - Probable Starters
00	Brett Hoerner (4/0)	F	6-11	206	Fr.	1.8	0.8	6.0 mpg	Skilled post player; Scored in three straight games; 7 pts. in 24 mins.	
1	▶ Brandon Heath (63/58)	G	6-4	198	Jr.	19.3	2.5	2.8 apg	21st SDSU player to score 1K (1,022); 13-28 3FGs (46.4 pct); 23 career 20-pt. gms.	
3	▶ Richie Williams (4/4)	G	5-9	158	Fr.	6.8	2.3	3.3 apg	Unbelievably quick off the dribble; CHs 10 pts., 5 ast. vs. Albany	
15	John Sharper (90/26)	G	6-0	190	Sr.	8.3	1.3	42.9 3FGs	Consecutive double-figure scoring gms.; Career 39.2 (96-of-245) 3FG pct.	
20	▶ Trimaine Davis (74/10)	C	6-7	235	Sr.	9.0	2.3	66.7 FGs	Double figures in 2 of 4 games this season; CH 13 pts. at Alaska Fairbanks	
21	Matt Thomas (33/11)	G	6-3	200	So.	0.5	1.8	2.0 apg	CH 7 assists vs. USM; Just two turnovers in last 44 minutes	
24	Tim McGrath (3/0)	F	6-5	187	Fr.	1.7	1.0	0.3 apg	Played in 3 straight games; High jumped 6-10 in high school.	
30	Chris Lamb (2/0)	F	6-10	231	Fr.	1.0	0.0	2.5 mpg	Seen action in last 2 games; Grew nine inches during his prep career	
33	▶ Kyle Spain (4/3)	F	6-5	218	Fr.	7.5	5.5	1.3 spg	10+ points in 2 straight; 65.0 FG pct.; Great body for a true freshman	
34	Mohamed Abukar	F	6-10	216	Jr.	---	---	---	ELIGIBLE IN MID-DECEMBER; MWC preseason newcomer of the year	
42	▶ Marcus Slaughter (61/49)	F	6-9	220	Jr.	14.8	9.0	2.3 apg	Recorded 14th career double-double with 16 pts. and 15 rebs. vs. Albany	
50	Mohamed Camara (33/21)	C	6-10	245	Sr.	2.8	4.3	0.8 spg	Speaks 6 languages; Avg 11.0 rebs. per 40 min.; 62.5 pct. FG shooting	

Head Coach: Steve Fisher (Illinois State, 1967) • 268-180 (15th full season overall) • 84-98 (seventh season at SDSU)

Assistant Head Coach: Brian Dutcher (Minnesota, 1982) **Assistant Coaches:** Gregg Gottlieb (UCLA, 1995), Mark Hughes (Michigan, 1989)

Director of Operations: Mark Fisher (Michigan, 2001) **Director of Player Development:** Matt Soria (San Diego State, 2001)

Athletic Trainer: Mark Haines (Metropolitan State College, 1987)

SCHEDULE/RESULTS

Date	Opponent (Television)	Time/Result	Note	Record	Sagarin	RPI
BP Top of the World Classic (Fairbanks, Alaska)						
N.17	at Alaska Fairbanks	W, 67-55	► Slaughter 13th career double-double (16 pts., 11 rebs.); Heath 23 pts., Davis CH 13 pts.	2-1	---	
N.19	vs. Illinois-Chicago	L, 63-66	► Rebounds: UIC 36-30; Heath only Aztec player to reach double figures (18 pts.)	3-2	63	
N.20	vs. Southern Mississippi	W, 79-51	► Aztecs use 40-9 run to blow game open; Break school-record with 76.9 3FG pct.	1-2	244	
N.26	ALBANY (Ch. 4 San Diego)	7:05 p.m. PST	► Battle between two teams picked to win league titles by <i>S/</i> and Vitale	1-3	217	
N.30	at San Diego (Ch. 4 San Diego)	7:00 p.m. PST	► San Diego State has won three straight in series including last season's 83-63 win	2-2	154	
D.3	POINT LOMA NAZARENE	7:05 p.m. PST	► Last regular season meeting; Jan. 2, 1965; SDSU won exh. game 87-67 last yr.	4-1	---	
D.6	at California	7:30 p.m. PST	► Meeting for the 5th time; last time at Cal was 1941; Previous 4 gms. decided by 7 pts.	3-1	114	
San Diego SLAM Presented (Cox Arena, San Diego, Calif.)						
D.10	San Diego vs. Fresno State	5:30 p.m. PST				
D.10	WASHINGTON STATE (Ch. 4 San Diego)	8:00 p.m. PST	► Second annual San Diego SLAM	2-1	138	
D.17	UC SANTA BARBARA (Ch. 4 San Diego)	7:05 p.m. PST	► Aztecs lead series 52-34 and won seven of last eight in San Diego	2-1	105	
D.20	MD-BALTIMORE CO.	8:00 p.m. PST	► First meeting with the Retrievers; Doubleheader with SDSU women	1-2	326	
D.27	at Providence (Ch. 4 San Diego)	7:30 p.m. EST	► Aztecs play at first Big East opponent since '81; Lost 71-53 at Georgetown	2-0	57	
D.31	LOYOLA MARYMOUNT (Ch. 4 San Diego)	Noon PST	► Meet for 3rd straight yr.; In San Diego: Aztecs lead 23-9 and have won 6 of last 7	1-2	232	
J.4	*COLORADO STATE (Ch. 4 San Diego)	7:05 p.m. PST	► SDSU has won 3 straight conference openers; SDSU won 4 of last 5 at home	4-0	38	
J.7	*at Air Force	7:05 p.m. PST	► Aztecs eliminated AFA from MWC Tourney '05; Last win at USAFA was 2003	4-1	58	
J.11	*at Utah	7:00 p.m. MST	► SDSU is 1-25 lifetime at Utah (won on 2/25/82)	3-0	24	
J.14	*UNLV (SportsWest)	7:05 p.m. PST	► Teams have split season series last two years; Heath: 100 career pts. vs. UNLV	2-1	48	
J.18	*at TCU	7:00 p.m. CST	► TCU leads 3-0; Frogs won last meeting 91-69 on Feb. 14, 1998, in Fort Worth	1-3	168	
J.21	*BRIGHAM YOUNG (SportsWest)	7:05 p.m. PST	► SDSU swept series last year and has won three of last four overall	2-1	115	
J.25	*NEW MEXICO (SportsWest)	7:05 p.m. PST	► Lobos have won four straight in series; Aztecs have won 3 of last 4 at Cox	4-1	80	
J.28	*at Wyoming	2:00 p.m. MST	► SDSU 4-20 all-time at Wyoming, but have won 2 of last 3 in Laramie	3-1	153	
F.4	*at Colorado State	7:00 p.m. MST	► SDSU has lost at CSU in OT in both '03 (2OT) and '04	4-0	38	
F.8	*AIR FORCE (Ch. 4 San Diego)	7:05 p.m. PST	► Aztecs are 19-6 vs. AFA at home; won three of last four contests at Cox	4-1	58	
F.11	*UTAH (ESPN+Plus)	Noon PST	► Only win vs. Utah since '95 came at Cox on 1/18/03	3-0	24	
F.16	*at UNLV (ESPN2)	7:00 p.m. PST	► Aztecs have three all-time wins at UNLV ('79, '02, '05); 2 of those under Fisher	2-1	48	
F.18	*TCU (Ch. 4 San Diego)	7:05 p.m. PST	► 3rd straight game against an '05 postseason opponent; Frogs 3rd visit to SDSU	1-3	168	
F.22	*at Brigham Young (SportsWest)	7:00 p.m. MST	► Walton's shot as time expired gave SDSU win at BYU last season	2-1	115	
F.25	*at New Mexico (ESPN+Plus)	1:00 p.m. MST	► Aztecs are 4-23 at New Mexico; Holcomb had 23 pts., 9 rebs. in 2002 SDSU win	4-1	80	
M.1	*WYOMING (SportsWest)	7:05 p.m. PST	► SDSU has won 2 of last 3 vs. UW at Cox; Last season Cowboys won in OT	3-1	153	
M.3	SOUTH DAKOTA STATE (Ch. 4 San Diego)	7:05 p.m. PST	► 2nd meeting; Aztecs claimed 64-49 last year; Senior Night game	1-3	282	
Mountain West Conference Basketball Tournament (Pepsi Center, Denver, Colo.)						
M.7	Preliminary Round		► San Diego State tries to repeat 2002 MWC championship run			
M.9	Quarterfinal Round					
M.10	Semifinal Round					
M.11	Championship Game					

* - Indicates Mountain West Conference game. Record, RPI and Sagarin is current as of Sun., Nov. 27.

Contact Information

► SDSU

Mike May,
Assistant AD/MRD
Office (619) 594-5547
Cell (619) 957-8372
Home (619) 644-1767
Fax (619) 582-6541
E-Mail mmay@mail.sdsu.edu
Web goaztecs.com

► SAN DIEGO

Ted Gosen,
Assistant AD/MRD
Office (619) 260-4745
Fax (619) 260-2990
E-Mail tgosen@sandiego.edu
Web usdtoreros.com

► POINT LOMA NAZARENE

Jorge de la Torre,
Sports Information Director
Office (619) 849-2441
Fax (619) 849-2553
E-Mail jtorre@ptloma.edu
Web ptloma.edu/athletics

Five Aztec Players Reach Double Figures Take Out Preseason America East Favorite Albany 80-53

SAN DIEGO -- San Diego State forced 18 turnovers and held Albany to 34.7 percent shooting from the field as the Aztecs recorded an 80-53 victory in their home opener at Cox Arena.

San Diego State trailed for just 10 seconds in the early portion of the game in posting a 25-point victory for a second consecutive game for the first time since 1981.

Junior forward Marcus Slaughter recorded his 14th career double-double with 16 points and a career-high tying 15 rebounds. Classmate Brandon Heath led five Aztec players in double figures with 20 points in the contest.

The America East preseason favorites led 7-6 with 14:09 to play in the first half. But Heath connected on consecutive treys just 42 seconds a part and SDSU closed the half with a 37-23 run to own a 13-point lead at intermission.

After exchanging three-point field goals to open the second half, the Aztecs scored eight straight points to build a 21-point advantage. San Diego State capped the run with consecutive dunks from Trimaine Davis, off an alley-oop pass from Richie Williams, and Slaughter. The Great Danes never got closer than 18 points the rest of the way.

Williams, a true freshmen, recorded career highs with 10 points and five assists. The point guard did not commit a turnover in 24 minutes of action.

Also reaching double figures for the Aztecs were senior guard John Sharper and freshman forward Kyle Spain, each scoring 10 or more points for the second consecutive game.

San Diego State dominated the contest, owning a 15-0 advantage in fast break points and a 36-16 lead in points in the paint.

San Diego State 80, Albany 53

Nov. 26, 2005 | Cox Arena at Aztec Bowl | San Diego, Calif.

Albany	MP	FG	3FG	FT	R	F	A	TO	B	S	TP
Levine	*27	1-6	1-4	3-4	3	4	1	3	1	0	6
Wilson	*24	2-5	2-4	0-0	2	5	0	2	0	0	6
Zoellner	*35	6-10	0-0	1-4	10	4	0	1	1	0	13
Jordan	*21	0-4	0-0	0-0	2	2	0	1	0	0	0
Wilson	*34	3-14	0-4	2-2	4	3	6	6	0	0	8
Siggers	12	1-3	0-0	3-4	0	1	0	1	0	0	5
Johnson	1	0-0	0-0	1-2	0	0	0	0	0	0	1
Ilati	28	3-6	2-5	4-4	0	2	2	3	0	1	12
Knotts	2	0-0	0-0	0-0	0	0	0	0	0	0	0
Connelly	7	0-0	0-0	0-0	1	0	0	0	0	0	0
Graham	2	0-0	0-0	0-0	0	0	0	0	0	0	0
Covington	7	1-1	0-0	0-1	0	1	0	0	0	0	2
Team					7						
Totals	200	17-49	5-17	14-21	29	22	9	18	2	1	53
SDSU	MP	FG	3FG	FT	R	F	A	TO	B	S	TP
Spain	*27	5-8	0-2	0-4	4	1	1	0	0	1	10
Slaughter	*33	6-16	0-0	4-6	15	4	2	6	2	2	16
Davis	*29	2-5	0-0	2-3	4	3	4	2	1	0	6
Heath	*33	7-13	3-5	3-4	2	0	1	3	0	1	20
Williams	*24	2-3	1-2	5-7	2	2	5	0	0	2	10
Hoerner	10	2-3	0-0	0-0	1	1	0	1	2	0	4
Sharper	20	3-7	3-7	2-2	3	1	0	0	0	0	11
Thomas	14	0-2	0-1	0-0	2	2	1	1	0	1	0
McGrath	2	0-1	0-1	0-0	0	0	0	0	0	0	0
Lamb	2	1-1	0-0	0-0	0	2	0	0	1	0	2
Camara	6	0-1	0-0	1-2	1	4	0	0	0	0	1
Team					4						
Totals	200	28-60	7-18	17-28	38	20	14	14	6	7	80

Halftime: SDSU 43, UA 30. FG%: SDSU 46.7, UA 34.7. 3FG%: SDSU 38.9, UA 29.4. FT%: UA 66.7, SDSU 60.7. Officials: Mark Reischling, Kenneth Wilson, Brian Shelley. Attendance: 5,032.

Series Breakdown

THE SERIES

Overall	SDSU, 20-16
Overall Streak	SDSU, 3
Div. I Era	SDSU, 15-13
at USD	USD, 7-5
at USD Streak	SDSU, 1
at Jenny Craig	tied, 1-1
at Sports Center	USD, 5-4
at Sports Arena	USD, 1-0
at SDSU	SDSU, 15-8
at SDSU Streak	SDSU, 2
at Cox Arena	tied, 2-2
at Sports Arena	SDSU, 9-4
at Peterson	SDSU, 4-2
at Neutral Site	USD, 1-0
Fisher vs. San Diego	3-3
Holland vs. SDSU	5-4

STATISTICAL COMPARISON

	SDSU	USD
Record	3-1	2-2
Conference Record	0-0	0-0
Scoring Offense	72.2	76.2
Scoring Defense	56.2	73.0
Scoring Margin	+16.0	+3.3
Rebound Margin	+4.8	-0.5
FG Percentage	49.8	47.5
FG Percentage Def.	39.6	41.9
3FG Percentage	43.3	37.5
3FG Percentage Def.	27.7	27.8
FT Percentage	64.0	75.7
Assists Per Game	12.8	18.8
Turnovers Per Game	14.5	19.3
Turnover Margin	+0.3	-3.0
A/TO Margin	0.9	1.0
Blocks Per Game	3.0	5.3
Steals Per Game	5.5	6.5

COMMON OPPONENTS

	SDSU	USD
Point Loma	Dec. 3	Dec. 8
UCSB	Dec. 17	L, 65-67
LMU	Dec. 31	Jan. 7
		Feb. 6
New Mexico	Jan. 25	Dec. 22
	Feb. 25	

SAN DIEGO (2-2; 0-0 WEST COAST)

No.	Name	Ht.	Wt.	Pos.	Cl.	PPG	RPG	Hometown
4	Brandon Johnson	6-0	195	G	Fr.	8.3	2.8	Houston, Texas
11	Michael Hubbard	6-4	195	G	Jr.	0.0	0.0	Los Angeles, Calif.
13	Danny Brown	6-4	183	G	Fr.	4.0	1.0	Olathe, Kansas
14	Ross DeRogatis	6-1	185	G	Jr.	11.8	1.5	Mansfield, Texas
15	Ray Murdock	6-4	195	G/F	Fr.	4.8	1.5	Phoenix, Ariz.
21	Gyno Pomare	6-7	220	F	Fr.	8.5	5.0	Oceanside, Calif.
32	Corey Belser	6-6	210	F	Sr.	11.5	6.0	Spanaway, Wash.
33	Theo White	6-4	235	F	Jr.	2.3	4.3	Oakland, Calif.
34	Nir Cohen	6-7	245	F-C	Jr.	7.3	3.5	Migdal Haemek, Israel
42	Nick Lewis	6-10	235	F/C	Sr.	17.5	6.3	Paradise Valley, Ariz.
45	Travis Smith	6-3	200	G	Jr.	1.0	0.0	San Clemente, Calif.

Head Coach: Brad Holland (UCLA, 1979) - 166-152 in 12th season at USD and 189-183 in 14th season overall

Assistant Coaches: George Tuttle, Sam Scholl, Nick Earnest

San Diego State vs. San Diego: The Series

► Crosstown rivals San Diego State and San Diego are renewing their city series for the eighth consecutive season and the 37th time since the teams first met in 1962. The Aztecs hold a 20-16 advantage overall, although USD has a 7-5 advantage as the "home team" in the series, including 1-1 at Jenny Craig Pavilion, 5-4 at USD Sports Center and 1-0 at the designated home team at the Sports Arena.

► San Diego State has won three straight games in the series, its longest win streak against its crosstown rival since claiming six straight from 179 to 1984.

► In its last visit to the USD campus on Dec. 3, 2003, the Aztec basketball program posted a 66-63 victory, marking the first time San Diego State posted a victory on USD soil since Feb. 25, 1975. Only once in school history has SDSU won consecutive games at San Diego, that occurred early in series history when the Aztecs posted victories on Dec. 9, 1967 and Feb. 3, 1970.

► In history, the Aztecs own just five victories in 12 attempts when playing as the road team in the series. SDSU victories at USD occurred on Dec. 6, 1963, Dec. 9, 1967, Feb. 3, 1970, Feb. 25, 1975 and Dec. 3, 2003. Three of SDSU's five road wins in the series have been by a margin of three points or less.

► Aztec seniors John Sharper and Trimaine Davis are trying to complete perfect careers against San Diego. Sharper, who has played in the game against San Diego each of the past three seasons, will try and join Michael Cage, Eddy Gordon and Eddie Morris as the only San Diego State players to play in victories over the Toreros in four consecutive seasons. Although a valuable member of the team, Davis did not play against San Diego during his freshman season (coach's decision) and his sophomore season (injured).

► Although the overall series is close (SDSU with a 20-16 lead), the history can be broken into four periods: the early years (in which SDSU owned a 4-3 advantage), the Aztec dominance (SDSU was 11-2 from 1975-84), the Torero dominance (USD was 11-2 from 1985-2001) and recently with the Aztecs winning the last three games.

1962-1973	San Diego State, 4-3
1975-1984	San Diego State, 11-2
1985-2001	San Diego, 11-2
Since 2003	San Diego State, 3-0

Only twice in the last 16 games has the winner of the game failed to win at least three consecutive games.

► SDSU junior guard Brandon Heath has put together impressive performances in each of his first two games against the Toreros. Heath has scored 53 points and added six assists, four rebounds and three steals in his 66 minutes against San Diego. Most impressive, he has connected on 17-of-28 field goal attempts (60.7 percent), including 7-of-10 (70.0 percent) from three-point range. His 26.5 scoring average against USD, is his highest against any team he has faced at least two times in his career. Heath's 53 points are 13 more than the other five returning players (Marcus Slaughter, John Sharper, Mohamed Camara, Matt Thomas and Trimaine Davis) combined.

BRANDON HEATH POINTS PER GAME		
Team	G	PPG
► San Diego	2	26.5
UNLV	4	25.0
Saint Mary's	2	22.0
Washington	2	20.5
Colorado State	4	18.5
UC Santa Barbara	2	18.5
minimum 2 games		

► THE SERIES

Series: San Diego State leads, 20-16
Home: 15-8, **Away:** 5-7, **Neutral:** 0-1

Date	Location	Score
D.8.62	H-Peterson Gym	W 68-49
D.6.63	A-USD Sports Center	W 70-69
J.22.65	H-Peterson Gym	2ot-L 85-89
D.16.65	A-USD Sports Center	L 47-54
D.15.66	H-Peterson Gym	ot-W 55-50
D.9.67	A-USD Sports Center	W 69-59
F.20.69	H-Peterson Gym	L 65-72
F.3.70	A-USD Sports Center	W 70-67
J.26.71	H-Peterson Gym	W 78-82
J.25.72	H-Sports Arena	W 87-69
F.27.73	A-USD Sports Center	L 67-78
F.25.75	A-USD Sports Center	W 84-61
D.19.75	H-Peterson Gym	W 78-62
D.8.76	A-USD Sports Center	L 63-67
D.4.79	H-Sports Arena	ot-W 67-58
D.2.80	H-Sports Arena	W 60-52
D.10.81	H-Sports Arena	W 41-36
D.9.82	H-Sports Arena	W 47-45
J.5.84	H-Sports Arena	W 61-47
D.6.84	H-Sports Arena	W 57-53
D.14.85	H-Sports Arena	L 64-81
D.11.86	H-Sports Arena	L 67-83
D.19.87	H-Sports Arena	L 53-76
D.6.89	H-Sports Arena	W 85-75
N.27.90	H-Sports Arena	L 74-75
N.22.91	A-Sports Arena (so)	L 57-60
D.1.92	N-Sports Arena (so)	L 60-85
D.2.95	A-USD Sports Center	L 65-69
D.8.96	H-Sports Arena	W 87-70
D.19.98	H-Cox Arena (.02)	L 51-52
D.4.99	A-USD Sports Center	L 45-73
D.9.00	H-Cox Arena	L 52-55
D.5.01	A-Jenny Craig Pavilion	L 67-72
J.8.03	H-Cox Arena	W 78-72
D.3.03	A-Jenny Craig Pavilion	W 66-63
D.1.04	H-Cox Arena	W 83-63

H - indicates home game; A - indicates away game; N - indicates neutral game. so - Season opener, Time indicates time remaining when a game-winning shot occurred with less than five seconds left

► Last season, junior forward Marcus Slaughter recorded a double-double in the game, scoring 12 points and adding a game-high 12 rebounds. In his career, he has 16 points and 16 rebounds against San Diego.

SDSU PLAYERS VS. SAN DIEGO

PLAYER	GP-GS	Min-Avg	FG-FGA	Pct	3FG-FGA	Pct	FT-FTA	Pct	Rebs	Avg	PF	FO	A	TO	Blk	Stl	Pts	Avg	Hi
Heath, Brandon	2-2	66-33.0	17-28	.607	7-10	.700	12-14	.857	4	2.0	3	0	6	9	0	3	53	26.5	27
Slaughter, Marcus	2-1	45-22.5	5-13	.385	1-4	.250	5-7	.714	16	8.0	7	0	3	5	2	0	16	8.0	12
Sharper, John	3-1	58-19.3	4-11	.364	3-10	.300	3-4	.750	2	0.7	2	0	3	1	0	2	14	4.7	13
Camara, Mohamed	1-1	31-31.0	2-2	1.000	0-0	.000	0-0	.000	5	5.0	3	0	1	1	1	2	4	4.0	4
Thomas, Matt	1-0	17-17.0	2-7	.286	0-1	.000	0-2	.000	5	5.0	1	0	1	3	0	0	4	4.0	4
Davis, Trimaïne	1-0	6-6.0	1-1	1.000	0-0	.000	0-0	.000	2	2.0	0	0	0	0	0	0	2	2.0	2

MWC Individual Rankings (All Games)

Entering Mon., Nov. 28 games

Trimaïne Davis	
Field Goal Pct.	3rd (66.7)
Blocked Shots	8th (1.25)

Brandon Heath	
Scoring	2nd (19.2)
3FG Made	2nd (3.25)
3FG Pct.	5th (46.4)
Free Throw Pct.	6th (82.4)

John Sharper	
3FG Made	6th (2.25)

Marcus Slaughter	
Off. Rebounding	3rd (4.00)
Rebounding	4th (9.0)
Def. Rebounding	6th (5.00)
Scoring	9th (14.8)
Blocked Shots	10th (0.75)
Free Throw Pct.	14th (68.2)

Kyle Spain	
Field Goal Pct.	4th (65.0)
Def. Rebounding	9th (4.25)
Rebounding	12th (5.5)

Richie Williams	
Assists	7th (3.25)
A-TO Ratio	9th (1.30)
Steals	14th (1.50)
Free Throw Pct.	15th (64.7)

MWC Team Rankings (All Games)

Category	Rank
Scoring Offense	5th
Scoring Defense	3rd
Scoring Margin	1st
Free Throw Percentage	6th
FG Percentage	2nd
FG Percentage Defense	3rd
3FG Percentage	2nd
3FG Percentage Defense	4th
Rebounding Offense	5th
Rebounding Defense	1st
Rebounding Margin	2nd
Blocked Shots	4th
Assists	7th
Steals	8th
Turnover Margin	6th
Assist-TO Ratio	7th
Offensive Rebounds	5th
Defensive Rebounds	7th
3FG Made	5th

Recent Aztec-Torero Games

San Diego State 83, San Diego 63 | Dec. 1, 2004 | Cox Arena at Aztec Bowl | Att.: 6,132

SAN DIEGO -- Sophomore guard Brandon Heath scored a game-high 26 points and added a game-high five assists as San Diego State defeated San Diego, 83-63, at Cox Arena.

The victory was the third in a row for the Aztecs and the third straight over the Toreros. The 20-point margin of victory was the largest in the series for SDSU since a 23-point victory on Feb. 25, 1975. The Aztecs led for the final 28:04.

With the 20-point margin of victory, San Diego State won by a wider margin than the previous four meetings combined (17).

Senior forward Chris Manker continued his impressive play with 22 points, six rebounds and a career-best three blocked shots for the game. Junior guard John Sharper posted a career-high 13 points and sophomore forward Marcus Slaughter had his second double-double of the season with 12 points and a game-high 12 rebounds.

San Diego was led by Brett Melton's 16 points and Brice Vounang's 15 points and team-high six rebounds.

The Aztecs enjoyed advantages in nearly every statistical category, including field goal percentage (53.6-41.9 percent), free throws attempted (18-5) and rebounding (38-24).

San Diego State 66, San Diego 63 | Dec. 3, 2003 | Jenny Craig Pavilion | Att.: 5,100 (c)

SAN DIEGO - The Aztecs held on to win their second straight crosstown matchup, 66-63, against San Diego at the Jenny Craig Pavilion.

SDSU built a 20-point lead in the second half but the Toreros' Brad Lechtenberg hit five three-pointers to give USD the lead with two minutes remaining. SDSU freshman Brandon Heath answered with a three-pointer less than 20 seconds later and the Aztecs' never relinquished the lead.

Heath scored a game-high 27 points, including the Aztecs' last nine points on 9-of-13 shooting and four-of-five from behind the arc. Tommy Johnson was the only other Aztec in double figures, with 10 points.

San Diego State was 7-of-14 from the 3-point line in the first half while taking a 40-27 lead. SDSU also hit 14-of-16 from the free throw line, compared to only 4-of-11 shooting by USD.

Aztecs vs. The West Coast Conference

► San Diego State is 72-88 against current members of the West Coast Conference, posting records of 30-26 vs. Loyola Marymount, 20-16 vs. San Diego, vs. Pepperdine 17-35, 2-3 vs. Saint Mary's, 2-5 vs. Portland, 1-2 vs. San Francisco, 0-1 vs. Gonzaga.

► Steve Fisher owns a 9-8 mark against current members of the WCC, with a majority of those contests occurring during his days at San Diego State. He owns a 3-2 record vs. Loyola Marymount, 3-3 vs. San Diego, 2-1 vs. Portland, 1-0 vs. Pepperdine and 0-2 vs. Saint Mary's.

► This is the first of two games against the WCC for the Aztecs this season. On Dec. 31st, the Aztecs will entertain Loyola Marymount at Cox Arena.

Last Meeting vs. San Diego

San Diego State 88, San Diego 63

Feb. 28, 2005 | Cox Arena at Aztec Bowl | San Diego, Calif.

USD	MP	FG	3FG	FT	R	F	A	TO	B	S	TP
Gay	*17	2-6	1-3	0-0	3	0	3	1	0	1	5
Belser	*38	3-6	0-2	1-2	3	3	1	2	0	2	7
Vounang	*36	7-13	0-0	1-1	6	5	0	4	0	2	15
Melton	*32	6-11	4-8	0-0	1	4	2	1	0	1	16
Derogatis	*31	2-6	2-3	0-0	3	3	5	3	0	1	6
Fogel	20	1-5	0-1	0-0	2	1	3	2	0	0	2
Shepherd	3	0-0	0-0	1-2	0	0	0	0	0	0	1
Lewis	23	5-15	1-4	0-0	5	0	1	1	1	0	11
Team					1			1			
Totals	200	26-62	8-21	3-5	24	16	15	15	1	7	63

SDSU	MP	FG	3FG	FT	R	F	A	TO	B	S	TP
Manker	*32	9-13	3-7	1-1	6	1	2	2	3	1	22
Slaughter	*35	4-9	1-3	3-5	12	4	3	4	2	0	12
Camara	*31	2-2	0-0	0-0	5	3	1	1	1	2	4
Heath	*34	8-15	3-5	7-8	3	2	5	4	0	1	26
Sharper	*33	4-8	3-7	2-2	1	0	1	1	0	2	13
Johnson	4	0-0	0-0	0-0	1	0	0	0	0	0	0
Weinstein	1	0-0	0-0	0-0	0	0	0	0	0	0	0
Smith	6	0-1	0-1	0-0	2	0	2	2	0	1	0
Davis	6	1-1	0-0	0-0	2	0	0	0	0	0	2
Thomas	17	2-7	0-1	0-2	5	1	1	3	0	0	4
Ines	1	0-0	0-0	0-0	0	0	0	0	0	0	0
Team					1			0			
Totals	200	30-56	10-24	13-18	38	11	15	17	6	7	83

Halftime: San Diego State 38, San Diego 27. FG %: San Diego State 53.6, San Diego 41.9. 3FG%: San Diego State 41.7, San Diego 38.1. FT%: San Diego State 72.2, San Diego 60.0. Officials: Scott Thornley, Mike Littlewood, Bobby McRoy. Technicals: None.

Aztecs off the Court

► Mohamed Camara

Speaks six languages... Moved to the United States on Sept. 29, 2001... Started playing basketball in 1999.

► Trimaine Davis

Hit by a car at age 16 that initiated his switch from football to basketball... Wears jersey No. 20 in memory of high school friend Greg Ashford who died in a drowning accident.

► Brandon Heath

After five full-time semesters, he will have completed 102 units and will only need 18 more to graduate. He is on pace to earn his degree in three years.

► John Sharper

His mother earned her Ph.D. in education psychology at the University of Missouri... Played the saxophone for three years in high school.

► Marcus Slaughter

Heavily involved in community activities and initiates many of the community projects the team is involved in... Teamed with Brandon Heath to win the 2004 Pro City championship in Los Angeles (formerly known as the Say No Classic).

► Steve Fisher

Won a charity free-throw shooting contest featuring the eight head coaches at the 2003 EA Sports Maui Invitational.

Year of the D

It is early in the season but one area in which San Diego State has shown dramatic improvement is on the defensive side of the ball. In every major category, SDSU has shown vast improvement and if the opponent numbers for points per game, field goal percentage and three-point field goal percentage hold up, they would be Division I school records.

San Diego State has held all four opponents below 45.0 percent shooting from the field this season. Last season, Aztec opponents shot 45 percent or better from the floor in 18 of 29 games (62.1 percent), including the final five games of the season. The last time SDSU held four consecutive opponents below 45 percent shooting from the field was Nov. 22-Dec. 4, 2004 (vs. Monmouth, UC San Diego, San Diego and UC Santa Barbara). The Aztecs have not held five straight opponents to 45 percent or less from the floor since holding seven straight opponents below the mark from Nov. 27-Dec. 21, 2002.

Holding opponents below 40 percent is a good indicator that San Diego State is going to be successful. The Aztecs are 2-0 this season, have won seven straight games and are 38-6 (86.4 percent) in the Steve Fisher era when opponent shoot 40 percent or less from the field.

The Blowouts

For the first time since 1981, San Diego State has recorded consecutive victories by at least 25 points. Aztec wins over Southern Mississippi (79-51) and Albany (80-53) also give SDSU as many 25-point-plus victories in the last two games as the Aztecs had in their previous 60 games combined.

The 55-point margin in consecutive victories is the fourth largest in San Diego State Division I era (beginning in 1970-71) and the largest during the Steve Fisher era.

You could make a case that although the recent two-game margin ranks fourth all-time, it may be more impressive the three wider margins on the list. The record, set in 1981, was aided by playing a game against UC San Diego, which at the time competed at the Division III level. The second and third streaks were aided greatly by a 60-point victory over Morgan State and SDSU did not win either accompanying game by double figures.

Below is a look at the top 10 list in the category.

Top Ten Two-Game Point Differentials/Division I Era

Pl.	Date	Opponents	Score	Margin	Two-Game Total
1.	N.27.81	UC Santa Barbara	95-60	+35	
	N.30.81	UC San Diego	105-70	+35	+70
2.	N.29.84	at UC Irvine	86-77	+9	
	D.1.84	Morgan State	128-68	+60	+69
3.	D.1.84	Morgan State	128-68	+60	
	D.6.84	San Diego	57-53	+4	+64
4.	N.20.05	Southern Mississippi	79-51	+28	
	N.26.05	Albany	80-53	+27	+55
5.	N.27.04	UC San Diego	86-51	+35	
	D.1.04	San Diego	83-63	+20	+55
6.	N.27.01	UC San Diego	98-53	+45	
	D.1.01	CS Northridge	80-70	+10	+55
7.	N.30.00	Florida Atlantic	90-57	+32	
	D.2.00	Sacramento State	92-69	+23	+55
8.	F.15.85	Hawai'i	80-70	+10	
	F.20.85	U.S. International	138-93	+45	+55
9.	D.9.72	Loyola Marymount	88-67	+21	
	D.15.72	Portland State	86-53	+33	+54
10.	D.6.90	Midwestern State	95-58	+37	
	D.8.90	Cal Poly Pomona	94-78	+16	+53

Fast Times on the Mesa

At 3-1, San Diego State has matched its best start in the last 21 seasons. The last time an Aztec squad owned a better record after four games was when the 1984-85 team reaced to an 8-0 record. Since that time only three Aztec teams have won at least four of their first five games (1996-97, 2000-01 and 2004-05). The last time SDSU teams won at least four of their first five games in consecutive seasons was the 1966-67 and 1967-68 seasons.

Outshooting the Oposition

In all four games this season, San Diego State has outshot its opposition.

Sharing the Wealth

For the first time since 1994, San Diego State has placed five scorers in double figures in consecutive games. Against

All D, All The Time

Category	05-06	04-05	Best Since
Points Per Game	56.2	71.1	DI era record
Field Goal Percentage	39.6	46.2	DI era record
3Pt.-FG Percentage	27.7	35.8	School record
3FGM Per Game	4.5	6.9	

Best Since - Indicates the last season SDSU held its opponents at or below the 2005-06 figure.

Southern Mississippi, Marcus Slaughter, Brandon Heath, John Sharper, Kyle Spain and Trimaine Davis all reached double figures. Against Albany, Slaughter, Heath, Sharper and Spain were joined by Richie Williams.

at San Diego
November 30, 2005

San Diego State Player Notes

00	Brett Hoerner <i>Forward, 6-11, 206, Fr.-HS</i> <i>Fullerton, Calif. (Fullerton High)</i>	05-06 MWC PPG 1.8 RPG 0.8 APG 0.0 FG 50.0 3FG 0.0 FT 50.0 Career Highs: <u>Points:</u> 4 vs. Albany (11-26-05) <u>Rebounds:</u> 2 vs. USM (11-20-05) <u>Assists:</u>	True freshman that has seen action in all four Aztec games this season... Played a career-high 10 minutes against Albany (11-26-05) and responded with career best four points... Scored in three straight games... Played 19 minutes in the last two games... Had two blocked shots in the last game..
1	Brandon Heath <i>Guard, 6-4, 198, Jr.-2L</i> <i>Los Angeles, Calif. (Westchester High)</i>	05-06 MWC PPG 19.3 RPG 2.5 APG 2.8 FG 45.5 3FG 46.4 FT 82.4 Career Highs: <u>Points:</u> 37 at UNLV (1-15-04) <u>Rebounds:</u> 9 vs. Monmouth (11-22-04) <u>Assists:</u> 9 vs. UCSD (11-27-04)	Preseason all-conference selection... Currently in 17th place on the school scoring chart at 1,022... Scored in double figures in 13 straight games and in 52 of 63 games he has played in at SDSU... Made at least three three-point field goals in all four games this season and five straight dating back to last season.
3	Richie Williams <i>Guard, 5-9, 158, Fr.-HS</i> <i>Spring Valley, Calif. (Steele Canyon High)</i>	05-06 MWC PPG 6.8 RPG 2.3 APG 3.3 FG 46.7 3FG 40.0 FT 64.7 Career Highs: <u>Points:</u> 10 vs. Albany (11-26-05) <u>Rebounds:</u> 4 at UAF (11-19-05) <u>Assists:</u> 5 vs. Albany (11-26-05)	Became just the ninth freshman to start a season-opening game for Steve Fisher (joining Juwan Howard, Jalen Rose, Chris Webber, Jerod Ward, Albert White, Bradley Jackson, Steve Sir and Brandon Heath)... Started all four games at the point for the Aztecs... Recorded a point, rebound and an assist in all four games.... 5 assists, 0 turnovers vs. Albany.
15	John Sharper <i>Guard, 6-0, 190, Sr.-3L</i> <i>Oakland, Calif. (St. Mary's High)</i>	05-06 MWC PPG 8.3 RPG 1.3 APG 0.5 FG 44.0 3FG 42.9 FT 100.0 Career Highs: <u>Points:</u> 15 at UCSB (12-4-04) <u>Rebounds:</u> 5 vs. UCSD (12-2-02) <u>Assists:</u> 4 - two times	Once a walk-on, Sharper has progressed into a regular in the rotation... A career 39.2 percent three-point field goal shooter (4th highest in school history) with 96 career treys... Made nine of his last 18 attempts (50.0 percent) from three-point range in the last three games... No turnovers in his last 62 minutes.
20	Trimaine Davis <i>Center, 6-7, 235, Sr.-3L</i> <i>West Pittsburg, Calif. (Pittsburg High)</i>	05-06 MWC PPG 9.0 RPG 2.3 APG 1.0 FG 66.7 3FG 0.0 FT 80.0 Career Highs: <u>Points:</u> 13 at Alaska Fair. (11-17-05) <u>Rebounds:</u> 8 vs. BYU (2-7-05) <u>Assists:</u> 4 vs. Albany (11-26-05)	Has two double digit games this season and six in his last 13 games after reaching 10+ points once in his first 61 games... Connected on 14-of-21 attempts from the floor this season and is a career 58.6 percent shooter... Entered the season as a career 51.9 percent free throw shooter but is 8-of-10 from the line this season.
21	Matt Thomas <i>Guard, 6-3, 200, So.-1L</i> <i>Riverside, Calif. (Martin Luther King High)</i>	05-06 MWC PPG 0.5 RPG 1.8 APG 2.0 FG 16.7 3FG 0.0 FT 0.0 Career Highs: <u>Points:</u> 20 vs. Air Force (2-28-05) <u>Rebounds:</u> 10 vs. UNLV (2-12-05) <u>Assists:</u> 7 vs. So. Miss. (11-20-05)	Had a career-high seven assists and just one turnover in SDSU's game against Southern Miss. (11-20-05)... Has come off the bench in all four games this season but started nine games last season... Has seven career double-digit scoring games... Scored in 26-of-32 games in his career... Recorded first double-double with 14 pts. and 10 rebs. vs. UNLV (2-12-05).
24	Tim McGrath <i>Forward, 6-5, 187, Fr.-RS</i> <i>Santa Monica, Calif. (Santa Monica High)</i>	05-06 MWC PPG 1.7 RPG 1.0 APG 0.3 FG 33.3 3FG 50.0 FT 50.0 Career Highs: <u>Points:</u> 3 vs. So. Miss. (11-20-05) <u>Rebounds:</u> 2 vs. UIC (11-19-05) <u>Assists:</u> 1 vs. UIC (11-19-05)	Played in each of the last three games for the Aztecs... An athletic player that redshirted last season... High jumped 6-10 in high school... In just 22 minutes of action this season he has recorded five points and three rebounds.
30	Chris Lamb <i>Forward, 6-10, 231, Fr.-RS</i> <i>Louisville, Colo. (Monarch High)</i>	05-06 MWC PPG 1.0 RPG 0.0 APG 0.0 FG 100.0 3FG 0.0 FT 0.0 Career Highs: <u>Points:</u> 2 vs. Albany (11-26-05) <u>Rebounds:</u> <u>Assists:</u>	Saw the first action of his collegiate career against Southern Mississippi (11-20-05)... Saw three minutes of action in the game... Scored his first points against Albany (11-26-05)... A likely candidate to see action in the first month of the season, especially until Mohamed Abukar becomes eligible in mid-December.
33	Kyle Spain <i>Forward, 6-5, 218, Fr.-HS</i> <i>Newark, Calif. (Newark Memorial High)</i>	05-06 MWC PPG 7.5 RPG 5.5 APG 1.0 FG 65.0 3FG 33.3 FT 25.0 Career Highs: <u>Points:</u> 11 vs. So. Miss. (11-20-05) <u>Rebounds:</u> 10 vs. UIC (11-19-05) <u>Assists:</u> 2 vs. UIC (11-19-05)	Started the last three games for San Diego State... A true freshmen that has a major college basketball body... Already has produced highs of 11 points vs. Southern Mississippi and 10 rebounds vs. Illinois-Chicago... Connected on 13-of-20 attempts (65.0 percent) from the field... No turnovers in the last two games (52 minutes).
42	Marcus Slaughter <i>Forward, 6-9, 220, Jr.-2L</i> <i>Riverside, Calif. (J.W. North High)</i>	05-06 MWC PPG 14.8 RPG 9.0 APG 2.3 FG 46.8 3FG 0.0 FT 68.2 Career Highs: <u>Points:</u> 28 vs. UCSB (11-19-04) <u>Rebounds:</u> 15 - three times <u>Assists:</u> 4 at St. Mary's (1-7-04)	Preseason Mountain West Conference Player of the Year... Recorded his 2nd double-double of the season and the 14th of his career with 16 pts. and 15 rebs. vs. Albany... Scored in double figures in 29 of his last 30 games... Named to the BP Top of the World Classic tournament team... Shot 50 percent or better from the field three times this season.
50	Mohamed Camara <i>Center, 6-10, 245, Sr.-1L</i> <i>Conakry, Guinea (Moore (Ky) High/Riverside College)</i>	05-06 MWC PPG 2.8 RPG 4.3 APG 0.0 FG 62.5 3FG 0.0 FT 33.3 Career Highs: <u>Points:</u> 7 - two times <u>Rebounds:</u> 13 vs. Providence (12-31-04) <u>Assists:</u> 3 vs. CSU (1-24-05)	Continues to get more comfortable with the offense... A wide body center with good strength... Speaks six languages and grew up playing soccer in Guinea... Converted 5 of 8 field goal attempts this season after shooting just 38.5 percent from the field last season... Averaging 15.5 minutes per game.
Coach Steve Fisher <i>Assistant Head Coach: Brian Dutcher</i> <i>Assistant Coaches: Gregg Gottlieb, Mark Hughes</i>		<ul style="list-style-type: none"> - 15th full season overall: 268-180 - 7th season at SDSU: 84-98 - 1989 NCAA Championship - Appeared in national championship game three times ('89, '92, '93) - 8 NCAA Tournament Appearances - 4th in Active NCAA Tournament winning percentage (behind only Krzyzewski, Izzo and Pittino) - One of 11 active coaches to win an NCAA national championship (Boeheim, Calhoun, Fisher, Izzo, Knight, Krzyzewski, Olson, Piñino, T. Smith, G. Williams and R. Williams) 	
San Diego State <i>3-1 Overall (Home: 1-0, Away: 1-0, Neutral 1-1)</i>		<ul style="list-style-type: none"> - Since the beginning of the 2003-04 season, SDSU is 13-2 when owning a higher field goal percentage and 1-17 when shooting a lower field goal percentage. - Last season, SDSU owned a higher field goal percentage just 11 times in 29 games. This season the Aztecs have posted a higher field goal percentage in all four games this season. - San Diego State is looking to record a school-record fourth victory during the month of November. - The Aztecs are looking for consecutive victories at USD for the first time since 1967 and 1970. 	


SDSU Broadcast Roster



00
BRETT HOERNER

Forward
6-11, 206, Freshman-HS
Fullerton, Calif.
Fullerton High

PPG: 1.8 RPG: 0.8 APG: 0.0
FG%: 50.0 3FG: 0.0 FT%: 50.0



1
BRANDON HEATH

Guard
6-4, 198, Junior-2L
Los Angeles, Calif.
Westchester High

PPG: 19.3 RPG: 2.5 APG: 2.8
FG%: 45.5 3FG: 46.4 FT%: 82.4



3
RICHIE WILLIAMS

Guard
5-9, 158, Freshman-HS
Sprng Valley, Calif.
Steele Canyon High

PPG: 6.8 RPG: 2.3 APG: 3.3
FG%: 46.7 3FG: 40.0 FT%: 64.7



15
JOHN SHARPER

Guard
6-0, 190, Senior-3L
Oakland, Calif.
St. Mary's High

PPG: 8.3 RPG: 1.3 APG: 0.5
FG%: 44.0 3FG: 42.9 FT%: 100.0



20
TRIMAÏNE DAVIS

Center
6-7, 235, Senior-3L
West Pittsburg, Calif.
Pittsburg High

PPG: 9.0 RPG: 2.3 APG: 1.0
FG%: 66.7 3FG: 0.0 FT%: 80.0



21
MATT THOMAS

Guard
6-3, 200, Sophomore-1L
Riverside, Calif.
Martin Luther King High

PPG: 0.5 RPG: 1.8 APG: 2.0
FG%: 16.7 3FG: 0.0 FT%: 0.0



24
TIM McGRATH

Forward
6-3, 200, Freshman-RS
Santa Monica, Calif.
Santa Monica High

PPG: 1.7 RPG: 1.0 APG: 0.3
FG%: 33.3 3FG: 50.0 FT%: 50.0



30
CHRIS LAMB

Forward
6-10, 231, Freshman-RS
Louisville, Colo.
Monarch High

PPG: 1.0 RPG: 0.0 APG: 0.0
FG%: 100.0 3FG: 0.0 FT%: 0.0



33
KYLE SPAIN

Forward
6-5, 218, Freshman-HS
Newark, Calif.
Newark Memorial High

PPG: 7.5 RPG: 5.5 APG: 0.8
FG%: 65.0 3FG: 33.3 FT%: 25.0



34
MOHAMED ABUKAR

Forward
6-10, 216, Junior-TR
San Diego, Calif.
Rancho Bernardo High/
Univ. of Florida

PPG: --- RPG: --- APG: ---
FG%: --- 3FG: --- FT%: ---



42
MARCUS SLAUGHTER

Forward
6-9, 220, Junior-2L
Riverside, Calif.
J.W. North High

PPG: 14.8 RPG: 9.0 APG: 2.3
FG%: 46.8 3FG: 27.0 FT%: 68.2



50
MOHAMED CAMARA

Center
6-10, 245, Senior-1L
Conakry, Guinea
Moore (Ky.) High/
Riverside College

PPG: 2.8 RPG: 4.3 APG: 0.0
FG%: 62.5 3FG: 0.0 FT%: 33.3



Head Coach
STEVE FISHER

- -15th full season as head coach • 268-180
- -7th year at San Diego State • 84-98
- -1989 NCAA champion
- -3 NCAA Championship game appearances
- -8 NCAA Tournament appearances
- -Among active coaches he ranks: 4th in NCAA Tournament winning percentage (20-7, 71.4 percent), 5th in NBA Draft Picks (14) and 7th in NCAA Final Four Appearances (3)

San Diego State Coaches and Staff

Brian Dutcher, assistant head coach
Gregg Gottlieb, assistant coach
Mark Hughes, assistant coach
Mark Fisher, director of basketball operations
Matt Soria, director of player development
Mark Haines, athletic trainer



Steve Fisher

15th-Full Season • 7th Season at SDSU • Illinois State, 1967

Record Breakdown

	Career
Home	152-58
Away	65-100
Neutral	51-22

By Month

November	29-15
December	80-32
January	59-51
February	50-49
March	46-31
April	4-2

Games Decided By/In

1-Point Games	13-7
2 Points	15-11
3 Points or Less	69-48
Overtime	19-16

One of the nation's most distinguished coaches, Steve Fisher has guided San Diego State's transformation from a college basketball afterthought to one of the most visible programs in the country.

In six short seasons, Steve Fisher has changed the outlook, fortunes and expectations of San Diego State basketball. The Aztecs have been transformed from the ugly duckling that muddled through the first-ever Mountain West Conference campaign with an 0-14 record into a program that has produced three .500 or better campaigns in the last five seasons, advanced to postseason play twice in the last four years, claimed a conference championship and the first Division I postseason victory in school history.

It is a school that now regularly goes toe-to-toe with the west's best basketball programs on the court and in the recruiting wars. It may be the new program on the block but seniority rarely matters in the changing world of college athletics.

When Fisher arrived on the scene, he found a basketball program that wasn't good enough to be called average. The Aztecs had suffered through 13 losing seasons in 14 years. Members of the school's last NCAA team were in the early stages of middle age. The expectations were in place all right. The Aztecs were expected and expecting to lose. The year before his arrival San Diego State won just four games.

The hiring only dates back to March of 1999, so referring to the "Steve Fisher Era" at San Diego State might be considered a bit premature. But with the Aztec banner now flying over the Mountain West Conference, there is little doubt that San Diego State basketball has reached a new level.

On March 26, 1999, San Diego State announced its arrival on the basketball scene in the form of a news conference to introduce its new coach, Steve Fisher. Fresh from a stint with the Sacramento Kings and with three appearances in the Final Four and a national championship in his pocket, he rolled up his sleeves and went to work. And work was needed. It looked to be a daunting challenge and yet the man with one of the highest winning percentages in NCAA Tournament history had no reservations.

No head-coaching career, at any level, started quicker than that

of Steve Fisher. Six games into his head-coaching career he was undefeated and sporting a national championship ring. And the success didn't stop with the national title.

Fisher's eight-plus seasons at the University of Michigan produced a 184-82 (.692) record, nine postseason tournament berths and three trips to the NCAA championship game, including the magical run to the 1989 national title.

Under Fisher, the Wolverines also claimed an NIT championship, won at least 20 games four times and finished among the top three in the powerful Big Ten Conference five times. In 1995, Michigan set a league record by holding opponents to just 39.4 percent shooting from the floor.

Fisher and Company raised the bar even higher in the postseason. His seven NCAA Tournament teams at Michigan combined for a 20-6 record, ranking him fourth among active coaches and ninth in NCAA history with a winning percentage of .769 in the national bracket. Only 13 coaches have taken more teams to the Final Four, including just five that are still active. He is one of three coaches to take three squads to the Final Four in the first five years of a head-coaching career, and one of just six coaches to lead a team to the championship of the NIT as well as the NCAA.

His accomplishments may be even greater at San Diego State. In 2001-02 he led the Aztecs to the postseason for the first time since 1985 and for just the fourth time ever. The 21 wins were second most for the school as a Division I program and the most since 1985. The fact that those numbers came after just three seasons signifies what is one of the great recent turnarounds in college basketball.

He followed that up with a third consecutive season with a .500 or better record in 2002-03 and led San Diego State back to the postseason for the second consecutive season for only the second time in the school's Division I history. In addition, SDSU claimed its first Division I postseason victory with a win in the NIT.

The future looks even brighter. The Aztecs return four starters to go along with another nationally-ranked recruiting class have SDSU fans looking forward to the 2005-06 campaign.

► Steve Fisher Year-By-Year

Year	School	W	L	Pct.	Conference			Postseason/Honors
					W	L	Pct.	
1989	Michigan	6	0	1.000	-	-		NCAA Champions
1989-90	Michigan	23	8	.742	12	6	.667	NCAA Second Round
1990-91	Michigan	14	15	.483	7	11	.389	NIT First Round
1991-92	Michigan	25	9	.735	11	7	.611	NCAA Runner-Up, <i>Basketball Times</i> Coach of the Year
1992-93	Michigan	31	5	.861	15	3	.833	NCAA Runner-Up
1993-94	Michigan	24	8	.750	13	5	.722	NCAA Regional Finalist
1994-95	Michigan	17	14	.548	11	7	.611	NCAA First Round
1995-96	Michigan	20	12	.625	10	8	.556	NCAA First Round
1996-97	Michigan	24	11	.686	9	9	.500	NIT Champions
Eight Full Seasons at UM		184	82	.692	88	56	.611	7 NCAA Tournaments, 9 Postseason Appearances
Year	School	W	L	Pct.	W	L	Pct.	Postseason/Honors
1999-00	San Diego State	5	23	.179	0	14	.000	
2000-01	San Diego State	14	14	.500	4	10	.286	8th-most improved team in the country (Sagarin Ratings)
2001-02	San Diego State	21	12	.636	7	7	.500	NCAA First Round; Aztecs' first NCAA trip since 1985
2002-03	San Diego State	16	14	.552	6	8	.429	NIT Second Round; Aztecs reach postseason in consecutive yrs
2003-04	San Diego State	14	16	.483	5	9	.357	Two players that earned all-league honors return in 04-05
2004-05	San Diego State	11	18	.379	4	10	.286	Young Aztecs drop seven gms. by four pts. or less or OT
2005-06	San Diego State	3	1	.750				
Seventh Seasons at SDSU		84	98	.462	26	58	.295	Consecutive Postseason Appearances
		W	L	Pct.	W	L	Pct.	Postseason/Honors
15th-Full Season Career		268	180	.598	113	113	.500	8 NCAA Tournaments, 11 Postseason Appearances

Career Highs**Points**

Career 4 vs. Albany, 11-26-05

Rebounds

Career 2 vs. So. Miss., 11-20-05

Assists

Career

Field Goals

Career 2 vs. Albany, 11-26-05

Field Goals AttemptedCareer 3 vs. Albany, 11-26-05
3 vs. So. Miss., 11-20-05**Three-Point Field Goals**

Career none

Three-Point FG Attempted

Career none

Free Throws

Career 1 vs. Ill.-Chicago, 11-19-05

Free Throws Attempted

Career 2 vs. Ill.-Chicago, 11-19-05

Steals

Career

Blocked Shots

Career 2 vs. Albany, 11-26-05

Minutes Played

Career 10 vs. Albany, 11-26-05

00 • Brett Hoerner

Forward • 6-11 • 206 • Freshman • Fullerton, Calif. (Fullerton High)



Played in all four games for the Aztecs this season... Scored in three straight contests, with his point production going up in every contest... Coming off a strong 10-minute performance against Albany (11-26-05), where he had career highs of four points and two blocked shots... Has been active while he has been on the court this season... In 24 minutes of action this season, he has seven points, three rebounds and two blocked shots.

2005-06 Game-By-Game Statistics

Date	Opponent	S	MP	FG-FGA	3FG-FGA	FT-FTA	REB	PF	A	TO	BK	S	TP
N.17	at Alaska Fairbanks		3	0-0	0-0	0-0	0-0-0	2	0	0	0	0	0
N.19	vs. Illinois-Chicago		2	0-0	0-0	1-2	0-0-0	0	0	0	0	0	1
N.20	vs. So. Mississippi		9	1-3	0-0	0-0	0-2-2	2	0	0	0	0	2
N.26	Albany		10	2-3	0-0	0-0	1-0-1	1	0	1	2	0	4
N.30	at San Diego												
D.3	Point Loma Nazarene												
D.6	at California												
D.10	Washington State												
D.17	UC Santa Barbara												
D.20	Maryland-Baltimore Co.												
D.27	at Providence												
D.31	Loyola Marymount												
J.4	*Colorado State												
J.7	*at Air Force												
J.11	*at Utah												
J.14	*UNLV												
J.18	*at TCU												
J.21	*Brigham Young												
J.25	*New Mexico												
J.28	*at Wyoming												
F.4	*at Colorado State												
F.8	*Air Force												
F.11	*Utah												
F.16	*at UNLV												
F.18	*TCU												
F.22	*at Brigham Young												
F.25	*at New Mexico												
M.1	*Wyoming												
M.3	South Dakota State												
M.7-11	at Mountain West Conference Championships												

▶ Hoerner Career Statistics

Year	G-GS	Min.-Avg.	FG-FGA	Pct.	3P-3PA	Pct.	FT-FTA	Pct.	OR	DR	Reb	Avg.	PF-D	AT	TO	BS	ST	Pts. Avg.
05-06	4-0	24-6.0	3-6	.500	0-0	.000	1-2	.500	1	2	3	0.8	5-0	0	1	2	0	7 1.8

Season/Career Highs**Points**

Season 23 at Alaska Fair., 11-17-05
 Career 37 at UNLV, 1-15-05

Rebounds

Season 5 at Alaska Fair., 11-17-05
 Career 9 vs. Monmouth, 11-22-04

Assists

Season 5 vs. Ill.-Chicago, 11-19-05
 Career 9 vs. UCSD, 11-27-04

Field Goals

Season 7 vs. Albany, 11-26-05
 7 vs. Ill.-Chicago, 11-19-05
 Career 12 vs. Wyoming, 1-22-05
 12 at UNLV, 1-15-05

Field Goals Attempted

Season 16 vs. Ill.-Chicago, 11-19-05
 Career 24 at CSU, 2-19-05

Three-Point Field Goals

Season 4 vs. Ill.-Chicago, 11-19-05
 Career 5 at Utah, 3-5-05
 5 vs. Ohio State, 11-24-03

Three-Point Field Goals Attempted

Season 9 vs. Ill.-Chicago, 11-19-05
 Career 10 - four times

Free Throws

Season 8 at Alaska-Fair., 11-17-05
 Career 17 vs UNLV, 2-12-05

Free Throws Attempted

Season 9 at Alaska-Fair., 11-17-05
 Career 17 vs UNLV, 2-12-05

Steals

Season 1 - two times
 Career 5 vs. UCSD, 11-27-04

Blocked Shots

Season
 Career 1 vs. CSU, 1-24-05
 1 at Iowa State, 12-28-04
 1 vs. UCSB, 11-19-04

Minutes Played

Season 34 vs. Ill.-Chicago, 11-19-05
 34 at Alaska Fair., 11-17-05
 Career 43 at CSU, 1-24-04

1 • Brandon Heath

Guard • 6-4 • 198 • Junior • Los Angeles, Calif. (Westchester High)



MWC Rankings (as of 11/28): 2nd in scoring, 2nd in three-point field goals made, 5th in three point field goal percentage, 6th in free throw percentage.

SDSU Career Rankings: 4th in three-point field goals, 7th in scoring average, 9th in free throw percentage, 11th in free throws*, 11th in steals, 15th in field goals*, 15th in three-point field goal percentage, 16th in games started^, 16th in minutes played^, 17th in scoring, 20th in assists. * - Div. I era record, ^ - record kept since 1978-79 season.

A preseason all-conference selection by the conference media and the preseason conference player of the year as selected by cbssportsline.com and Blue Ribbon... Became the 21st player in school history to record 1,000 career points on Nov. 20 against Southern Mississippi and currently has 1,022 points... At his current pace, he will end the season ranked third on the SDSU scoring charts behind only Michael Cage and Anthony Watson... Produced five consecutive games with three or more treys, the longest stretch of his career... In 63 career games, he has posted 52 double-digit scoring games, 23 games with at least 20 points and two games with 30 or more points... Has current streak of 13 consecutive games with 10 or more points, three short of his career long... In his two-plus seasons at SDSU, he has led the Aztecs in scoring 27 times, rebounding three times and assists 21 times... He is the only player on the team to own a perfect 4-0 personal hockey plus/minus record this season... San Diego State is 9-3 when Heath shoots 50 percent or better from the field in his career... The Aztecs are 2-0 this season when he connects on at least 50 percent of his three-point field goal attempts... San Diego State is 10-4 when Heath posts an efficiency rating of +16 or better in his career.

2005-06 Game-By-Game Statistics

Date	Opponent	S	MP	FG-FGA	3FG-FGA	FT-FTA	REB	PF	A	TO	BK	S	TP
N.17	at Alaska Fairbanks	S	34	6-15	3-8	8-9	1-4-5	0	3	4	0	1	23
N.19	vs. Illinois-Chicago	S	34	7-16	4-9	0-0	0-1-1	3	5	4	0	0	18
N.20	vs. So. Mississippi	S	29	5-11	3-6	3-4	1-1-2	1	2	1	0	0	16
N.26	Albany	S	33	7-13	3-5	3-4	0-2-2	0	1	3	0	1	20
N.30	at San Diego												
D.3	Point Loma Nazarene												
D.6	at California												
D.10	Washington State												
D.17	UC Santa Barbara												
D.20	Maryland-Baltimore Co.												
D.27	at Providence												
D.31	Loyola Marymount												
J.4	*Colorado State												
J.7	*at Air Force												
J.11	*at Utah												
J.14	*UNLV												
J.18	*at TCU												
J.21	*Brigham Young												
J.25	*New Mexico												
J.28	*at Wyoming												
F.4	*at Colorado State												
F.8	*Air Force												
F.11	*Utah												
F.16	*at UNLV												
F.18	*TCU												
F.22	*at Brigham Young												
F.25	*at New Mexico												
M.1	*Wyoming												
M.3	South Dakota State												
M.7-11	at Mountain West Conference Championships												

► Heath Career Statistics

Year	G-GS	Min.-Avg.	FG-FGA	Pct.	3P-3PA	Pct.	FT-FTA	Pct.	OR	DR	Reb	Avg.	PF-D	AT	TO	BS	ST	Pts	Avg.
03-04	30-26	897-29.9	144-368	.391	48-160	.300	77-110	.700	23	57	80	2.7	58-0	53	66	0	41	413	13.8
04-05	29-28	997-34.4	176-432	.407	48-151	.318	132-161	.820	21	80	101	3.5	53-1	107	104	3	63	532	18.3
05-06	4-4	130-32.5	25-55	.455	13-28	.464	14-17	.824	2	8	10	2.5	4-0	11	12	0	2	77	19.3
Totals	63-58	2024-32.1	345-855	.404	109-339	.322	223-288	.774	46	145	191	3.0	115-1	171	182	3	106	1,022	16.2

Career Highs**Points**

Career 10 vs. Albany, 11-26-05

Rebounds

Career 4 at Alaska-Fair., 11-17-05

Assists

Career 5 vs. Albany, 11-26-05

Field Goals

Career 3 vs. Ill.-Chicago, 11-19-05

Field Goals Attempted

Career 6 vs. Ill.-Chicago, 11-19-05

Three-Point Field GoalsCareer 1 vs. Albany, 11-26-05
1 vs. So. Miss., 11-20-05**Three-Point FG Attempted**

Career 2 vs. Albany, 11-26-05

Free ThrowsCareer 5 vs. Albany, 11-26-05
5 at Alaska-Fair., 11-17-05**Free Throws Attempted**

Career 9 at Alaska-Fair., 11-17-05

Steals

Career 2 - three times

Blocked Shots

Career

Minutes Played

Career 31 at Alaska-Fair., 11-17-05

3 • Richie Williams

Guard • 5-9 • 158 • Freshman • Spring Valley, Calif. (Steele Canyon High)

**MWC Rankings (as of 11/28):** 7th in assists, 9th in assist-to-turnover ratio, 14th in steals, 15th in free throw percentage.

Started all four games at the point guard position for San Diego State this season... Became just the ninth freshmen to start a season-opening game for Steve Fisher (joining Juwan Howard, Jalen Rose, Chris Webber, Jerod Ward, Albert White, Bradley Jackson, Steve Sir and Brandon Heath)... Phenominally quick off the dribble, he has the ability to advance the ball quickly in transition... Has shown the ability to finish at the basket as well as make the open three-point shot... Coming off his best game of his young career, with 10 points, five assists and no turnovers in 24 minutes against Albany (11-26-05)... Shot 50 percent or better from the field in three consecutive games... Has posted three straight games with multiple steals.

2005-06 Game-By-Game Statistics

Date	Opponent	S	MP	FG-FGA	3FG-FGA	FT-FTA	REB	PF	A	TO	BK	S	TP
N.17	at Alaska Fairbanks	S	31	1-4	0-1	5-9	0-4-4	2	4	4	0	0	7
N.19	vs. Illinois-Chicago	S	26	3-6	0-1	1-1	1-1-2	1	1	2	0	2	7
N.20	vs. So. Mississippi	S	16	1-2	1-1	0-0	0-1-1	2	3	4	0	2	3
N.26	Albany	S	24	2-3	1-2	5-7	0-2-2	2	5	0	0	2	10
N.30	at San Diego												
D.3	Point Loma Nazarene												
D.6	at California												
D.10	Washington State												
D.17	UC Santa Barbara												
D.20	Maryland-Baltimore Co.												
D.27	at Providence												
D.31	Loyola Marymount												
J.4	*Colorado State												
J.7	*at Air Force												
J.11	*at Utah												
J.14	*UNLV												
J.18	*at TCU												
J.21	*Brigham Young												
J.25	*New Mexico												
J.28	*at Wyoming												
F.4	*at Colorado State												
F.8	*Air Force												
F.11	*Utah												
F.16	*at UNLV												
F.18	*TCU												
F.22	*at Brigham Young												
F.25	*at New Mexico												
M.1	*Wyoming												
M.3	South Dakota State												
M.7-11	at Mountain West Conference Championships												

► Williams Career Statistics

Year	G-GS	Min.-Avg.	FG-FGA	Pct.	3P-3PA	Pct.	FT-FTA	Pct.	OR	DR	Reb	Avg.	PF-D	AT	TO	BS	ST	Pts Avg.
05-06	4-4	97-24.3	7-15	.467	2-5	.400	11-17	.647	1	8	9	2.3	7-0	13	10	0	6	27 6.8

Season/Career Highs**Points**

Season 12 vs. So. Miss., 11-20-05
 Career 15 at UCSB, 12-4-04

Rebounds

Season 3 vs. Albany, 11-26-05
 Career 5 vs. UCSD, 12-2-02

Assists

Season 1 - two times
 Career 4 vs. Wyoming, 1-22-05
 4 at Arizona, 12-22-03

Field Goals

Season 4 vs. So. Miss., 11-20-05
 Career 6 at UCSB, 12-4-04

Field Goals Attempted

Season 9 vs. Ill.-Chicago, 11-19-05
 Career 9 - four times

Three-Point Field Goals

Season 4 vs. So. Miss., 11-20-05
 Career 4 vs. So. Miss., 11-20-05

Three-Point Field Goals Attempted

Season 7 vs. Albany, 11-26-05
 7 vs. Ill.-Chicago, 11-19-05
 Career 8 vs. Wyoming, 1-22-05

Free Throws

Season 2 vs. Albany, 11-26-05
 Career 4 vs. Wyoming, 1-22-05

Free Throws Attempted

Season 2 vs. Albany, 11-26-05
 Career 4 vs. Wyoming, 1-22-05
 4 vs. EWU, 12-20-03

Steals

Season
 Career 3 - five times

Blocked Shots

Season
 Career

Minutes Played

Season 29 vs. Ill.-Chicago, 11-19-05
 Career 40 vs. UCSB, 11-19-04

15 • John Sharper

Guard • 6-0 • 190 • Senior • Oakland, Calif. (St. Mary's High)



SDSU Career Rankings: 4th in three-point field goal percentage, 8th in three-point field goals, 21st in games played

Originally a walk-on, Sharper has developed into a key component on a team picked to win the Mountain West Conference... One of the best long-range shooters in school history... Has connected on 96-of-245 (39.2 percent) three-point field goals in his four seasons at San Diego State... Has been particularly hot of late, connecting on multiple treys in three straight games and going 7-for-11 from bonus distance in his last two games... After uncharacteristically committing three turnovers in the opening game of the season, he has posted three straight turnover-free games (62 minutes)... In his career, he has averaged one turnover every 22.6 minutes... This season it is one turnover every 27.3 minutes... Made 22 of his last 24 free throw attempts dating back to last season (91.7 percent)... Has a 3-to-1 three-point field goal-to-turnover ratio and has made 24 more three-point field goals (96) than he has turnovers (72) in his career.

2005-06 Game-By-Game Statistics

Date	Opponent	S	MP	FG-FGA	3FG-FGA	FT-FTA	REB	PF	A	TO	BK	S	TP
N.17	at Alaska Fairbanks	S	20	1-5	0-3	0-0	0-2-2	0	1	3	0	0	2
N.19	vs. Illinois-Chicago		29	3-9	2-7	0-0	0-0-0	2	1	0	0	0	8
N.20	vs. So. Mississippi		13	4-4	4-4	0-0	0-0-0	1	0	0	0	0	12
N.26	Albany		20	3-7	3-7	2-2	3-0-3	1	0	0	0	0	11
N.30	at San Diego												
D.3	Point Loma Nazarene												
D.6	at California												
D.10	Washington State												
D.17	UC Santa Barbara												
D.20	Maryland-Baltimore Co.												
D.27	at Providence												
D.31	Loyola Marymount												
J.4	*Colorado State												
J.7	*at Air Force												
J.11	*at Utah												
J.14	*UNLV												
J.18	*at TCU												
J.21	*Brigham Young												
J.25	*New Mexico												
J.28	*at Wyoming												
F.4	*at Colorado State												
F.8	*Air Force												
F.11	*Utah												
F.16	*at UNLV												
F.18	*TCU												
F.22	*at Brigham Young												
F.25	*at New Mexico												
M.1	*Wyoming												
M.3	South Dakota State												
M.7-11	at Mountain West Conference Championships												

► Sharper Career Statistics

Year	G-GS	Min.-Avg.	FG-FGA	Pct.	3P-3PA	Pct.	FT-FTA	Pct.	OR	DR	Reb	Avg.	PF-D	AT	TO	BS	ST	Pts. Avg.
02-03	28-0	236-8.4	16-38	.421	14-32	.438	6-10	.600	5	18	23	0.8	21-0	16	12	0	8	52 1.9
03-04	29-5	520-17.9	38-97	.392	30-75	.400	14-18	.778	5	22	27	0.9	46-2	26	19	0	26	120 4.1
04-05	29-20	788-27.2	56-150	.373	43-117	.368	20-22	.909	6	26	32	1.1	40-0	38	38	0	33	175 6.0
05-06	4-4	113-28.3	22-47	.468	0-0	.000	15-22	.682	16	20	36	9.0	12-0	9	17	3	3	59 14.8
Totals	90-26	1626-18.1	121-130	.390	96-245	.392	42-52	.808	19	68	87	1.0	111-2	82	72	0	67	380 4.2

Season/Career Highs**Points**

Season 13 at Alaska Fair., 11-17-05
 Career 13 at Alaska Fair., 11-17-05

Rebounds

Season 4 vs. Albany, 11-26-05
 Career 8 vs. BYU, 2-7-05

Assists

Season 4 vs. Albany, 11-26-05
 Career 4 vs. Albany, 11-26-05

Field Goals

Season 5 vs. Albany, 11-26-05
 Career 6 vs. BYU, 2-7-05

Field Goals Attempted

Season 6 vs. Albany, 11-26-05
 6 vs. So. Miss., 11-20-05
 Career 11 vs. BYU, 2-7-05

Three-Point Field Goals

Season
 Career

Three-Point Field Goals Attempted

Season
 Career

Free Throws

Season 3 at Alaska Fair., 11-17-05
 Career 4 at LMU, 12-18-04

Free Throws Attempted

Season 6 vs. UNLV, 2-12-05
 Career 6 vs. UNLV, 2-12-05

Steals

Season
 Career 2 vs. South Dakota State, 1-3-05
 2 at Wyoming, 2-21-05

Blocked Shots


Season 3 at Alaska Fair., 11-17-05
 Career 3 at Alaska Fair., 11-17-05

Minutes Played

Season 32 at Alaska Fair., 11-17-05
 Career 32 at Alaska Fair., 11-17-05
 32 vs. New Mexico, 2-26-05

20 • Trimaine Davis

Forward • 6-7 • 235 • Senior • West Pittsburg, Calif. (West Pittsburg High)



Captain of the 2005-06 Aztec team, "Train" is the heart and soul of San Diego State basketball... A big-time athlete who is seeing increased playing time this season... In four games this season he has already set or tied career highs for scoring (13), assists (4), free throws attempted (6), blocked shots (3) and minutes played (32)... Has six double-figures coring games in his last 13 outings after scoring 10+ points in just one of his first 61 games... Made 14-of-21 attempts from the field this season (66.7 percent) and is a 58.6 percent shooter from the floor in his career... That is the best career field goal percentage by any Aztec player with at least 68 field goal attempts... Made 8-of-10 free throws this season after entering the campaign as a career 51.9 percent shooter... His averages prorated over 40 minutes are 14.5 points, 3.6 rebounds, 1.6 assists and 2.0 blocked shots... Has just two turnovers this season.

2005-06 Game-By-Game Statistics

Date	Opponent	S	MP	FG-FGA	3FG-FGA	FT-FTA	REB	PF	A	TO	BK	S	TP
N.17	at Alaska Fairbanks	S	32	5-6	0-0	3-4	1-2-3	1	0	0	3	0	13
N.19	vs. Illinois-Chicago	S	21	3-4	0-0	1-1	1-0-1	3	0	0	0	0	7
N.20	vs. So. Mississippi	S	17	4-6	0-0	2-2	1-0-1	3	0	0	1	0	10
N.26	Albany	S	29	2-5	0-0	2-3	2-2-4	3	4	2	1	0	6
N.30	at San Diego												
D.3	Point Loma Nazarene												
D.6	at California												
D.10	Washington State												
D.17	UC Santa Barbara												
D.20	Maryland-Baltimore Co.												
D.27	at Providence												
D.31	Loyola Marymount												
J.4	*Colorado State												
J.7	*at Air Force												
J.11	*at Utah												
J.14	*UNLV												
J.18	*at TCU												
J.21	*Brigham Young												
J.25	*New Mexico												
J.28	*at Wyoming												
F.4	*at Colorado State												
F.8	*Air Force												
F.11	*Utah												
F.16	*at UNLV												
F.18	*TCU												
F.22	*at Brigham Young												
F.25	*at New Mexico												
M.1	*Wyoming												
M.3	South Dakota State												
M.7-11	at Mountain West Conference Championships												

► Davis Career Statistics

Year	G-GS	Min.-Avg.	FG-FGA	Pct.	3P-3PA	Pct.	FT-FTA	Pct.	OR	DR	Reb	Avg.	PF-D	AT	TO	BS	ST	Pts.	Avg.
02-03	24-0	166-6.9	16-26	.615	0-0	.000	3-7	.429	4	22	26	1.1	36-2	1	6	2	5	35	1.5
03-04	17-0	89-5.2	11-23	.478	0-0	.000	4-6	.667	9	8	17	1.0	15-0	2	3	4	1	26	1.5
04-05	29-6	427-14.7	65-111	.586	0-0	.000	21-41	.512	39	29	68	2.3	61-1	6	14	10	14	151	5.2
05-06	4-4	99-24.8	14-21	.667	0-0	.000	8-10	.800	5	4	9	2.3	10-0	4	2	5	0	36	9.0
Totals	74-10	781-10.6	106-181	.586	0-0	.000	36-64	.563	57	63	120	1.6	122-3	13	25	21	20	248	3.4

Season/Career Highs**Points**

Season 2 vs. So. Miss., 11-20-05
 Career 20 vs. Air Force, 2-28-05

Rebounds

Season 3 vs. So. Miss., 11-20-05
 Career 10 vs. UNLV, 2-12-05

Assists

Season 7 vs. So. Miss., 11-20-05
 Career 7 vs. So. Miss., 11-20-05

Field Goals

Season 1 vs. So. Miss., 11-20-05
 Career 6 vs. UNLV, 2-12-05

Field Goals Attempted

Season 2 - three times
 Career 12 at Utah, 3-5-05
 12 vs. UNLV, 2-12-05

Three-Point Field Goals

Season
 Career 1 vs. UCSD, 11-27-04
 1 vs. Monmouth, 11-22-04

Three-Point Field Goals

Attempted
 Season 1 vs. Albany, 11-26-05
 Career 3 vs. Monmouth, 11-22-04

Free Throws

Season
 Career 12 vs. Air Force, 2-28-05

Free Throws Attempted

Season
 Career 13 vs. Air Force, 2-28-05

Steals

Season 1 - three times
 Career 4 at Utah, 3-5-05
 4 at Wyoming, 2-21-05

Blocked Shots

Season
 Career 1 vs. UNLV, 2-12-05
 1 vs. BYU, 2-7-05
 1 vs. Colorado St., 1-24-05

Minutes Played

Season 29 vs. So. Miss., 11-20-05
 Career 40 vs. UNLV, 2-12-05

21 • Matt Thomas

Guard • 6-3 • 200 • Sophomore • Riverside, Calif. (Martin Luther King High)



A sophomore with a wealth of experience... Played in all 29 games for San Diego State last season, making 11 starts... So far this season he has come off the bench and produced some impressive numbers... Had a career-high seven assists and just one turnover in 29 minutes of action against Southern Mississippi (11-20-05)... Has just two turnovers in his last three games... Recorded five rebounds in the last two contests, including three on the offensive glass... Played 13 or more minutes in three of San Diego State's four games this season... Has seven career double-figure scoring games.

2005-06 Game-By-Game Statistics

Date	Opponent	S	MP	FG-FGA	3FG-FGA	FT-FTA	REB	PF	A	TO	BK	S	TP
N.17	at Alaska Fairbanks		13	0-2	0-0	0-0	0-2-2	0	0	3	0	1	0
N.19	vs. Illinois-Chicago		1	0-0	0-0	0-0	0-0-0	0	0	0	0	0	0
N.20	vs. So. Mississippi		29	1-2	0-0	0-0	1-2-3	0	7	1	0	1	2
N.26	Albany		14	0-2	0-1	0-0	2-0-2	2	1	1	0	1	0
N.30	at San Diego												
D.3	Point Loma Nazarene												
D.6	at California												
D.10	Washington State												
D.17	UC Santa Barbara												
D.20	Maryland-Baltimore Co.												
D.27	at Providence												
D.31	Loyola Marymount												
J.4	*Colorado State												
J.7	*at Air Force												
J.11	*at Utah												
J.14	*UNLV												
J.18	*at TCU												
J.21	*Brigham Young												
J.25	*New Mexico												
J.28	*at Wyoming												
F.4	*at Colorado State												
F.8	*Air Force												
F.11	*Utah												
F.16	*at UNLV												
F.18	*TCU												
F.22	*at Brigham Young												
F.25	*at New Mexico												
M.1	*Wyoming												
M.3	South Dakota State												
M.7-11	at Mountain West Conference Championships												

► Thomas Career Statistics

Year	G-GS	Min.-Avg.	FG-FGA	Pct.	3P-3PA	Pct.	FT-FTA	Pct.	OR	DR	Reb	Avg.	PF-D	AT	TO	BS	ST	Pts.	Avg.
04-05	29-11	659-22.7	55-169	.325	2-18	.111	65-95	.684	37	61	98	3.4	51-1	43	37	4	32	177	6.1
05-06	4-0	57-14.3	1-6	.167	0-1	.000	0-0	.000	3	4	7	1.8	2-0	8	5	0	3	2	0.5
Totals	33-11	716-21.7	56-175	.320	2-19	.105	65-95	.684	40	65	105	3.2	53-1	51	42	4	35	179	5.4

Career Highs**Points**

Career 3 vs. So. Miss., 11-20-05

Rebounds

Career 2 vs. Ill.-Chicago, 11-19-05

Assists

Career 1 vs. Ill.-Chicago, 11-19-05

Field Goals

Career 1 vs. So. Miss., 11-20-05

Field Goals Attempted

Career 1 - three times

Three-Point Field Goals

Career 1 vs. So. Miss., 11-20-05

Three-Point FG AttemptedCareer 1 vs. Albany, 11-26-05
1 vs. So. Miss., 11-20-05**Free Throws**

Career 2 vs. Ill.-Chicago, 11-19-05

Free Throws Attempted

Career 4 vs. Ill.-Chicago, 11-19-05

Steals

Career

Blocked Shots

Career

Minutes Played

Career 11 vs. Ill.-Chicago, 11-19-05

24 • Tim McGrath

Forward • 6-5 • 187 • Freshman • Santa Monica, Calif. (Santa Monica High)



Played in each of the last three games for San Diego State... Has five points and three rebounds in 22 minutes of action this season... Redshirted last season and recorded a 6-10 high jump in high school.

2005-06 Game-By-Game Statistics

Date	Opponent	S	MP	FG-FGA	3FG-FGA	FT-FTA	REB	PF	A	TO	BK	S	TP
N.17	at Alaska Fairbanks			Did Not Play - CD									
N.19	vs. Illinois-Chicago		11	0-1	0-0	2-4	2-0-2	3	1	0	0	0	2
N.20	vs. So. Mississippi		9	1-1	1-1	0-0	0-1-1	1	0	0	0	0	3
N.26	Albany		2	0-1	0-1	0-0	0-0-0	0	0	0	0	0	0
N.30	at San Diego												
D.3	Point Loma Nazarene												
D.6	at California												
D.10	Washington State												
D.17	UC Santa Barbara												
D.20	Maryland-Baltimore Co.												
D.27	at Providence												
D.31	Loyola Marymount												
J.4	*Colorado State												
J.7	*at Air Force												
J.11	*at Utah												
J.14	*UNLV												
J.18	*at TCU												
J.21	*Brigham Young												
J.25	*New Mexico												
J.28	*at Wyoming												
F.4	*at Colorado State												
F.8	*Air Force												
F.11	*Utah												
F.16	*at UNLV												
F.18	*TCU												
F.22	*at Brigham Young												
F.25	*at New Mexico												
M.1	*Wyoming												
M.3	South Dakota State												
M.7-11	at Mountain West Conference Championships												

▶ McGrath Career Statistics

Year	G-GS	Min.-Avg.	FG-FGA	Pct.	3P-3PA	Pct.	FT-FTA	Pct.	OR	DR	Reb	Avg.	PF-D	AT	TO	BS	ST	Pts Avg.
05-06	3-0	22-7.3	1-3	.333	1-2	.500	2-4	.500	2	1	3	1.0	4-0	1	0	0	0	5 1.7

Career Highs**Points**

Career 2 vs. Albany, 11-26-05

Rebounds

Career

Assists

Career

Field Goals

Career 1 vs. Albany, 11-26-05

Field Goals Attempted

Career 1 vs. Albany, 11-26-05

Three-Point Field Goals

Career

Three-Point FG Attempted

Career

Free Throws

Career

Free Throws Attempted

Career

Steals

Career

Blocked Shots

Career 1 vs. Albany, 11-26-05

Minutes Played

Career 3 vs. So. Miss., 11-20-05

30 • Chris Lamb

Forward • 6-10 • 231 • Freshman • Louisville, Colo. (Monarch High)



Played in the first games of his career vs. Southern Mississippi (11-20-05) and Albany (11-26-05)... Scored the first points of his career on his first collegiate shot attempt against Albany.

2005-06 Game-By-Game Statistics

Date	Opponent	S	MP	FG-FGA	3FG-FGA	FT-FTA	REB	PF	A	TO	BK	S	TP
N.17	at Alaska Fairbanks			Did Not Play - CD									
N.19	vs. Illinois-Chicago			Did Not Play - CD									
N.20	vs. So. Mississippi		3	0-0	0-0	0-0	0-0-0	1	0	0	0	0	0
N.26	Albany		2	1-1	0-0	0-0	0-0-0	2	0	0	1	0	2
N.30	at San Diego												
D.3	Point Loma Nazarene												
D.6	at California												
D.10	Washington State												
D.17	UC Santa Barbara												
D.20	Maryland-Baltimore Co.												
D.27	at Providence												
D.31	Loyola Marymount												
J.4	*Colorado State												
J.7	*at Air Force												
J.11	*at Utah												
J.14	*UNLV												
J.18	*at TCU												
J.21	*Brigham Young												
J.25	*New Mexico												
J.28	*at Wyoming												
F.4	*at Colorado State												
F.8	*Air Force												
F.11	*Utah												
F.16	*at UNLV												
F.18	*TCU												
F.22	*at Brigham Young												
F.25	*at New Mexico												
M.1	*Wyoming												
M.3	South Dakota State												
M.7-11	at Mountain West Conference Championships												

► Lamb Career Statistics

Year	G-GS	Min.-Avg.	FG-FGA	Pct.	3P-3PA	Pct.	FT-FTA	Pct.	OR	DR	Reb	Avg.	PF-D	AT	TO	BS	ST	Pts Avg.
05-06	2-0	5-2.5	1-1	100.0	0-0	.000	0-0	.000	0	0	0.0	3	0	0	0	1	0	2 1.0

Career Highs**Points**

Career 11 vs. So. Miss., 11-20-05

Rebounds

Career 10 vs. Ill.-Chicago, 11-19-05

Assists

Career 2 vs. Ill.-Chicago, 11-19-05

Field Goals

Career 5 vs. Albany, 11-26-05

Field Goals Attempted

Career 8 vs. Albany, 11-26-05

Three-Point Field Goals

Career 1 vs. So. Miss., 11-20-05

Three-Point FG Attempted

Career 2 vs. Albany, 11-26-05

Free Throws

Career 2 vs. So. Miss., 11-20-05

Free Throws Attempted

Career 5 vs. So. Miss., 11-20-05

Steals

Career 3 vs. So. Miss., 11-20-05

Blocked Shots

Career

Minutes Played

Career 32 vs. Ill.-Chicago, 11-19-05

33 • Kyle Spain

Forward • 6-5 • 218 • Freshman • Newark, Calif. (Newark Memorial High)



MWC Rankings (as of 11/28): 4th in field goal percentage, 9th in defensive rebounding, 12th in rebounding.

Started the last three games and played in all four contests for the Aztecs this season... Four games into his collegiate career he has already scored in double figures in consecutive games and owns a double-figure rebound game... By comparison, junior Marcus Slaughter, the preseason MWC player of the year, did not post his second double-figure scoring game until his 18th career game and did not pull down 10 rebounds in a game until the 10th game of his freshman campaign... Ranks among the league leaders in three categories, including field goal percentage at 65.0 percent... He is 13-of-20 from the floor this season and has connected on 50 percent or better from the field in all four games, the only Aztec player that can say that... Owns impressive averages per 40 minutes of action, including 11.0 points and 8.1 rebounds... His 109 minutes are the third highest total on the squad, behind only Brandon Heath and Marcus Slaughter.

2005-06 Game-By-Game Statistics

Date	Opponent	S	MP	FG-FGA	3FG-FGA	FT-FTA	REB	PF	A	TO	BK	S	TP
N.17	at Alaska Fairbanks		25	1-2	0-0	0-0	0-5-5	1	0	1	0	0	2
N.19	vs. Illinois-Chicago	S	32	3-6	0-0	1-3	2-8-10	2	2	3	0	1	7
N.20	vs. So. Mississippi	S	25	4-4	1-1	2-5	0-3-3	2	0	0	0	3	11
N.26	Albany	S	27	5-8	0-2	0-4	3-1-4	1	1	0	0	1	10
N.30	at San Diego												
D.3	Point Loma Nazarene												
D.6	at California												
D.10	Washington State												
D.17	UC Santa Barbara												
D.20	Maryland-Baltimore Co.												
D.27	at Providence												
D.31	Loyola Marymount												
J.4	*Colorado State												
J.7	*at Air Force												
J.11	*at Utah												
J.14	*UNLV												
J.18	*at TCU												
J.21	*Brigham Young												
J.25	*New Mexico												
J.28	*at Wyoming												
F.4	*at Colorado State												
F.8	*Air Force												
F.11	*Utah												
F.16	*at UNLV												
F.18	*TCU												
F.22	*at Brigham Young												
F.25	*at New Mexico												
M.1	*Wyoming												
M.3	South Dakota State												
M.7-11	at Mountain West Conference Championships												

► Spain Career Statistics

Year	G-GS	Min.-Avg.	FG-FGA	Pct.	3P-3PA	Pct.	FT-FTA	Pct.	OR	DR	Reb	Avg.	PF-D	AT	TO	BS	ST	Pts Avg.
05-06	4-3	109-27.3	13-20	.650	1-3	.333	3-12	.250	5	17	22	5.5	6-0	3	4	0	5	30 7.5

Season/Career Highs**Points**

Season 18 vs. So. Miss., 11-20-05
 Career 28 vs. UCSB, 11-19-04

Rebounds

Season 15 vs. Albany, 11-26-05
 Career 15 vs. Albany, 11-26-05
 15 at Air Force, 1-29-05
 15 vs. CSU, 2-23-04

Assists

Season 4 vs. Ill.-Chicago, 11-19-05
 Career 4 vs. Ill.-Chicago, 11-19-05
 4 at Saint Mary's, 1-7-04

Field Goals

Season 6 - three times
 Career 8 - six times

Field Goals Attempted

Season 16 vs. Albany, 11-26-05
 Career 20 vs. California, 12-11-04

Three-Point Field Goals

Season
 Career 3 at UCSB, 12-4-04
 3 vs. LBSU, 11-21-03

Three-Point Field Goals Attempted

Season
 Career 4 vs. California, 12-11-04
 4 at UCSB, 12-4-04

Free Throws

Season 6 vs. So. Miss., 11-20-05
 Career 12 vs. UCSB, 11-19-04

Free Throws Attempted

Season 8 vs. So. Miss., 11-20-05
 Career 14 at LMU, 12-18-04
 14 vs. Saint Mary's, 12-14-04
 14 vs. Monmouth, 11-22-04
 14 vs. UCSB, 11-19-04

Steals

Season 2 vs. Albany, 11-26-05
 Career 5 at UNM, 2-28-04

Blocked Shots


Season 2 vs. Albany, 11-26-05
 Career 3 vs. UCSD, 11-27-04

Minutes Played

Season 33 vs. Albany, 11-26-05
 Career 41 vs. UCSB, 11-19-04

42 • Marcus Slaughter

Forward • 6-9 • 220 • Junior • Riverside, Calif. (J.W. North High)



MWC Rankings (as of 11/28): 3rd in offensive rebounding, 4th in rebounding, 6th in defensive rebounding, 9th in scoring, 10th in blocked shots, 14th in free throw percentage, .

SDSU Career Rankings: 6th in rebound average, 13th in rebounding, 13th in blocked shots[^], 14th in free throws, 19th in scoring average, 21st in steals[^]. * - Div. I era record, ^ - record kept since 1978-79 season.

The media pick for preseason Mountain West Conference player of the year... Slaughter ranks in the top 14 of six different MWC stat categories including ninth in scoring and fourth in rebounding... Coming off his best game of the season with 16 points and a career-high tying 15 rebounds against Albany (11-26-05)... That marked his second double-double of the season and the 14th of his career, moving him into a tie for eighth place on the all-time school list (tied with Aerick Sanders, Eddy Gordon and Will Connelly)... Had his 28-game double-figure scoring streak snapped against Illinois-Chicago (11-19-05)... That represents the third-longest double-digit scoring streak in school history... Has led the team in rebounding three times this season... In his career, he has led the team in scoring 14 times, rebounding 34 times and assists twice... Leads the team in hockey plus/minus this season with a +65 when he is on the court... SDSU has a -1 scoring margin in the 47 minutes he has been out of the game... Shot 50 percent or better from the field in three of his four games this season.

2005-06 Game-By-Game Statistics

Date	Opponent	S	MP	FG-FGA	3FG-FGA	FT-FTA	REB	PF	A	TO	BK	S	TP
N.17	at Alaska Fairbanks	S	26	6-12	0-0	4-6	4-7-11	4	1	5	1	1	16
N.19	vs. Illinois-Chicago	S	23	4-7	0-0	1-2	1-4-5	2	4	5	0	0	9
N.20	vs. So. Mississippi	S	31	6-12	0-0	6-8	2-3-5	2	2	1	0	0	18
N.26	Albany	S	33	6-16	0-0	4-6	9-6-15	4	2	6	2	2	16
N.30	at San Diego												
D.3	Point Loma Nazarene												
D.6	at California												
D.10	Washington State												
D.17	UC Santa Barbara												
D.20	Maryland-Baltimore Co.												
D.27	at Providence												
D.31	Loyola Marymount												
J.4	*Colorado State												
J.7	*at Air Force												
J.11	*at Utah												
J.14	*UNLV												
J.18	*at TCU												
J.21	*Brigham Young												
J.25	*New Mexico												
J.28	*at Wyoming												
F.4	*at Colorado State												
F.8	*Air Force												
F.11	*Utah												
F.16	*at UNLV												
F.18	*TCU												
F.22	*at Brigham Young												
F.25	*at New Mexico												
M.1	*Wyoming												
M.3	South Dakota State												
M.7-11	at Mountain West Conference Championships												

► Slaughter Career Statistics

Year	G-GS	Min.-Avg.	FG-FGA	Pct.	3P-3PA	Pct.	FT-FTA	Pct.	OR	DR	Reb	Avg.	PF-D	AT	TO	BS	ST	Pts.	Avg.
03-04	30-18	755-25.2	87-184	.473	8-24	.333	55-76	.724	84	120	204	6.8	67-2	22	36	17	34	237	7.9
04-05	27-27	922-34.1	165-352	.469	9-39	.231	141-202	.698	91	151	242	9.0	87-4	35	84	30	37	480	17.8
05-06	4-4	113-28.3	22-47	.468	0-0	.000	15-22	.682	16	20	36	9.0	12-0	9	17	3	3	59	14.8
Totals	61-49	1790-29.3	274-583	.470	17-63	.270	211-300	.703	191	291	482	7.9	166-6	66	137	50	74	776	12.7

Season/Career Highs**Points**

Season 4 vs. Ill.-Chicago, 11-19-05
4 at Alaska Fair., 11-17-05
Career 7 vs. Providence, 12-31-04
7 vs. Monmouth, 11-22-04

Rebounds

Season 7 vs. Ill.-Chicago, 11-19-05
Career 13 vs. South Dakota State, 1-3-05

Assists

Season
Career 3 vs. CSU, 1-24-05

Field Goals

Season 2 vs. Ill.-Chicago, 11-19-05
2 at Alaska Fair., 11-17-05
Career 3 vs. Monmouth, 11-22-04

Field Goals Attempted

Season 4 vs. Ill.-Chicago, 11-19-05
Career 6 vs. Monmouth, 11-22-04

Three-Point Field Goals

Season
Career

Three-Point Field Goals Attempted

Season
Career

Free Throws

Season 1 vs. Albany, 11-26-05
Career 3 vs. South Dakota State, 1-3-05

Free Throws Attempted

Season 2 vs. Albany, 11-26-05
Career 7 vs. South Dakota State, 1-3-05

Steals

Season 1 - three times
Career 3 at Washington, 12-7-04

Blocked Shots

Season 1 vs. Ill.-Chicago, 11-19-05
Career 3 vs. South Dakota State, 1-3-05

Minutes Played

Season 21 vs. Ill.-Chicago, 11-19-05
Career 31 at Washington, 12-7-04

50 • Mohamed Camara

Center • 6-10 • 245 • Senior • Conakry, Guinea
(Moore (Ky.) High/Riverside (Calif.) College)



Has come off the bench in all four games this season... Despite averaging fewer minutes per game this season, his scoring and rebound averages are up from last season and he has connected on five of his eight attempts from the field... Averages 11.0 rebounds per 40 minutes of action... Shot 50 percent or better from the field in three of four games this season.

2005-06 Game-By-Game Statistics

Date	Opponent	S	MP	FG-FGA	3FG-FGA	FT-FTA	REB	PF	A	TO	BK	S	TP
N.17	at Alaska Fairbanks		16	2-2	0-0	0-1	1-5-6	1	0	1	0	1	4
N.19	vs. Illinois-Chicago		21	2-4	0-0	0-0	3-4-7	3	0	1	1	1	4
N.20	vs. So. Mississippi		19	1-1	0-0	0-0	1-2-3	1	0	0	0	1	2
N.26	Albany		6	0-1	0-0	1-2	0-1-1	4	0	0	0	0	1
N.30	at San Diego												
D.3	Point Loma Nazarene												
D.6	at California												
D.10	Washington State												
D.17	UC Santa Barbara												
D.20	Maryland-Baltimore Co.												
D.27	at Providence												
D.31	Loyola Marymount												
J.4	*Colorado State												
J.7	*at Air Force												
J.11	*at Utah												
J.14	*UNLV												
J.18	*at TCU												
J.21	*Brigham Young												
J.25	*New Mexico												
J.28	*at Wyoming												
F.4	*at Colorado State												
F.8	*Air Force												
F.11	*Utah												
F.16	*at UNLV												
F.18	*TCU												
F.22	*at Brigham Young												
F.25	*at New Mexico												
M.1	*Wyoming												
M.3	South Dakota State												
M.7-11	at Mountain West Conference Championships												

► Camara Career Statistics

Year	G-GS	Min.-Avg.	FG-FGA	Pct.	3P-3PA	Pct.	FT-FTA	Pct.	OR	DR	Reb	Avg.	PF-D	AT	TO	BS	ST	Pts.	Avg.
04-05	29-21	494-17.0	30-78	.385	0-0	.000	10-25	.400	52	58	110	3.8	63-3	15	25	18	19	70	2.4
05-06	4-0	62-15.5	5-8	.625	0-0	.000	1-3	.333	5	12	17	4.3	9-0	0	2	1	3	11	2.8
Totals	33-21	556-16.8	35-86	.407	0-0	.000	11-28	.393	57	70	127	3.8	72-3	15	27	19	22	81	2.5

Last Time It Happened

TEAM MISCELANEOUS

San Diego State played an overtime gameFeb. 19, 2005, at Colorado State - ot-L, 88-93
 San Diego State won an overtime gameMar. 19, 2003, vs. UC Santa Barbara - ot-W, 67-62
 San Diego State played a double overtime gameJan. 24, 2004, at Colorado State - 2ot-L, 82-92
 San Diego State played a triple overtime gameJan. 2, 2000, vs. Air Force - 3ot-L, 77-81
 San Diego State played consecutive overtime gamesFeb. 12 and 19, 2005, vs. UNLV - ot-L, 91-93 and at Colorado State - ot-L, 88-93
 San Diego State won a game in the final secondsJan. 8, 2005, at Brigham Young, Chris Walton fadeaway 7-footer (:00.0) - W, 59-57
 San Diego State lost a game in the final secondsJan. 26, 2002, vs. UNLV, Louis Amundson made front end of two-shot foul (:02.4) - ot-L, 79-80

TEAM SCORING

San Diego State scored 100 or more pointsDec. 2, 1998, vs. Southern Cal College - W, 103-49
 San Diego State scored 90 or more pointsFeb. 12, 2005, vs. UNLV - ot-L, 91-93
 San Diego State scored 80 or more pointsNov. 26, 2005, vs. Albany - W, 80-53
 San Diego State scored less than 50 pointsFeb. 5, 2005, vs. Utah - L, 41-61
 An opponent scored 100 or more pointsMar. 3, 2003, at Colorado State - L, 89-102
 An opponent scored less than 50 pointsNov. 21, 2003, vs. Long Beach State - W, 74-44
 San Diego State scored 50 or more points in a halfNov. 27, 2004, vs. UC San Diego (51 in 2nd half) - W, 86-51
 San Diego State scored 40 or more points in a halfNov. 26, 2005, vs. Albany (43 in the 1st half) - W, 80-53
 San Diego State won by 40 or more pointsNov. 27, 2000, vs. UC San Diego - W, 98-53
 San Diego State won by 30 or more pointsNov. 27, 2004, vs. UC San Diego - W, 86-51
 San Diego State won by 20 or more pointsNov. 26, 2005, vs. Albany - W, 80-53

INDIVIDUAL SCORING

SDSU player had 50 or more pointsFeb. 20, 1986, Anthony Watson (54) vs. U.S. International - W, 138-93
 SDSU player had 40 or more pointsFeb. 20, 1986, Anthony Watson (54) vs. U.S. International - W, 138-93
 SDSU player had 35 or more pointsJan. 15, 2005, Brandon Heath (37) at UNLV - W, 81-73
 SDSU player had 30 or more pointsJan. 15, 2005, Brandon Heath (37) at UNLV - W, 81-73
 SDSU player made 10 or more field goals in a gameJan. 24, 2005, Chris Walton (10) vs. Colorado State - W, 84-77
 SDSU player scored 20 or more points in a halfJan. 15, 2005, Brandon Heath (23 in 2nd half) at UNLV - W, 81-73

MULTIPLE INDIVIDUAL SCORING

Three SDSU players had 20 points in same gameDec. 1, 2001, Tony Bland (22), Al Faux (21), Randy Holcomb (20) vs. CSU Northridge - W, 80-70
 Two SDSU players had 20 points in same gameFeb. 12, 2005, Brandon Heath (29) and Marcus Slaughter (25) vs. UNLV - ot-L, 91-93
 Five SDSU players scored in double figures in same gameNov. 26, 2005, Brandon Heath (20), Marcus Slaughter (16), John Sharper (11), Richie Williams (10), Kyle Spain (10) vs. Albany - W, 80-53
 Four SDSU players scored in double figures in same gameNov. 26, 2005, Brandon Heath (20), Marcus Slaughter (16), John Sharper (11), Richie Williams (10), Kyle Spain (10) vs. Albany - W, 80-53

CONSECUTIVE INDIVIDUAL SCORING

SDSU player had consecutive 30-point gamesJan. 27 and 30, 1986, Anthony Watson vs. Wyoming (30) and vs. Colorado State (31)
 SDSU player had consecutive 20-point gamesMar. 11 and Nov. 17, 2005, Brandon Heath vs. New Mexico (22) and at Alaska Fairbanks (23)
 SDSU player had consecutive 10-plus made free-throw gamesFeb. 12 and 19, 2005, Brandon Heath vs. UNLV (17) and at Colorado State (10)

TEAM REBOUNDING

San Diego State had 45 or more reboundsDec. 21, 2004, vs. Cal State Fullerton (45) - W, 63-60
 San Diego State had 40 or more reboundsNov. 26, 2005, vs. Albany (44) - W, 80-53
 +20-Rebound MarginNov. 22, 2004, vs. Monmouth (+21) - W 69-65
 +15-Rebound MarginNov. 26, 2005, vs. Albany (+17) - W, 80-53
 +10-Rebound MarginNov. 26, 2005, vs. Albany (+17) - W, 80-53

INDIVIDUAL REBOUNDING

SDSU player had 20 or more reboundsFeb. 6, 1984, Michael Cage (21) vs. Wyoming - ot-L, 73-83
 SDSU player had 15 or more reboundsNov. 26, 2005, Marcus Slaughter (15) vs. Albany - W, 80-53
 SDSU player had 10 or more reboundsNov. 26, 2005, Marcus Slaughter (15) vs. Albany - W, 80-53

DOUBLE-DOUBLES

SDSU player had a triple-doublenever
 SDSU player had a double-doubleNov. 26, 2005, Marcus Slaughter (16 pts., 15 rebs.) vs. Albany - W, 80-53
 SDSU player had a point-assist double-doubleJan. 2, 2000, Bradley Jackson (17 points, 11 assists) vs. High Point - W, 74-63
 Two SDSU players had double-double in same gameFeb. 12, 2005, Marcus Slaughter (25 pts., 10 rebs.) and Matt Thomas (14 pts., 10 rebs.) vs. UNLV - ot-L, 91-93

Last Time It Happened

Three SDSU players had double-double in same game

.....Dec. 7, 1982, Eddy Gordon (15 points, 11 rebounds), Keith Smith (14 points, 14 rebounds), Michael Cage (12 points, 11 rebounds) vs. Doane College - W, 100-88
 SDSU player had three consecutive double-doubles
Jan. 17, 24 and 26, 2004, Aerick Sandes (23 points, 10 rebs.) vs. UNLV, (15 points, 16 rebs.) at Colorado State, (12 points, 11 rebs.) at Wyoming

TEAM ASSISTS

San Diego State had 25 or more assistsDec. 1, 2001, vs. Cal State Northridge (26) - W, 80-70
 San Diego State had 20 or more assistsNov. 27, 2004, vs. UC San Diego (23) - W, 86-51
 San Diego State had 15 or more assistsJan. 24, 2005, vs. Colorado State (18) - W, 84-77

INDIVIDUAL ASSISTS

SDSU player had 15 or more assistsMar. 7, 1981, Tony Gwynn (16) vs. New Mexico - W, 92-84
 SDSU player had 10 or more assistsMar. 1, 2001, Deandre Moore (11) vs. Wyoming - L, 62-69

TEAM STEALS

San Diego State had 15 or more stealsJan. 22, 2005, vs. Wyoming (15) - ot-L, 81-88
 San Diego State had 10 or more stealsFeb. 21, 2005, at Wyoming (10) - W, 69-65

INDIVIDUAL STEALS

SDSU player had 9 or more stealsFeb. 20, 1986, Tracy Dildy (9) vs. USIU - W, 138-93
 SDSU player had 5 or more stealsFeb. 28, 2004, Marcus Slaughter (5) vs. New Mexico - L, 60-72

TEAM BLOCKS

San Diego State had 10 or more blocksJan. 21, 2002, vs. Wyoming (11) - ot-L, 85-88
 San Diego State had 5 or more blocksJan. 24, 2005, vs. Colorado State (5) - W, 84-77

INDIVIDUAL BLOCKS

SDSU player had 5 or more blocksJan. 6, 2004, Aerick Sanders (5) vs. Saint Mary's - L, 66-80
 SDSU player had 3 or more blocksJan. 3, 2005, Mohamed Camara (3) vs. South Dakota State - W, 64-49

TEAM TURNOVERS

San Diego State had 10 or fewer turnoversNov. 26, 2005, vs. Albany (7) - W, 80-53
 San Diego State forced 25 or more turnoversNov. 27, 2004, vs. UC San Diego (27) - W, 86-51
 San Diego State forced 20 or more turnoversJan. 22, 2005, vs. Wyoming (23) - ot-L, 81-88

INDIVIDUAL MINUTES

SDSU player played 50 or more minutesJan. 20, 2000, Myron Epps (50) vs. Air Force - 3ot-L, 77-81
 SDSU player played 45 or more minutesFeb. 9, 2004, Aerick Sanders (45) at Brigham Young - ot-L, 69-83
 SDSU player played 40 or more minutesFeb. 12, 2005, Matt Thomas (40) vs. UNLV - ot-L, 91-93

TEAM THREE-POINTERS

San Diego State made 15 or more three-point shotsDec. 2, 2002, vs. UC San Diego (16) - W, 87-57
 San Diego State made 10 or more three-point shotsNov. 26, 2005, vs. Albany(10) - W, 80-53

INDIVIDUAL THREE-POINTERS

SDSU player made 9 or more three-point shotsDec. 27, 1986, Tony Ross (9) vs. Manhattan - W, 77-69
 SDSU player made 5 or more three-point shotsNov. 24, 2004, Brandon Heath (5) vs. Ohio State - W, 83-61

TEAM FREE THROWS

San Diego State had a 85 percent or higher free-throw percentage (min. 15 att.)Dec. 3, 2003, vs. San Diego (87.5 percent - 14-16) - W, 66-63
 San Diego State had a 80 percent or higher free-throw percentage (min. 15 att.)Feb. 28, 2005, vs. Air Force (82.6 percent - 19-23) - L, 57-77
 San Diego State attempted 40 or more free-throwsFeb. 12, 2005, vs. UNLV (40) - ot-L, 91-93
 San Diego State attempted 30 or more free-throwsFeb. 12, 2005, vs. UNLV (40) - ot-L, 91-93

INDIVIDUAL FREE THROWS

SDSU player made 10 or more free-throws in a gameFeb. 19, 2005, Brandon Heath (10-14) at Colorado State - ot-L, 88-93
 SDSU player made 100 percent free-throw percentage (min. 10 att.)Feb. 12, 2005, Brandon Heath (17-17) vs. UNLV - ot-L, 91-93

TEAM SHOOTING PERCENTAGE

SDSU made 60 percent or better from the fieldNov. 26, 2005, vs. Albany (60.9 percent - 28-46) - W, 80-53
 SDSU made 55 percent or better from the fieldNov. 26, 2005, vs. Albany (60.9 percent - 28-46) - W, 80-53
 SDSU had consecutive 50% or better games ..Dec.1 and Dec. 4, 2004, vs. San Diego (53.6 percent - 30-56) and at UC Santa Barbara (60 percent - 27-45)

SDSU Career Records

Points

Rk	DI	Name, Years	Points
1.	1.	Michael Cage, 81-82-83-84	1,846
2.	2.	Anthony Watson, 83-84-85-86	1,735
3.	-	Tony Pinkins, 55-56-57	1,475
4.	-	Bob Brady, 52-53-54	1,389
5.	3.	Steve Copp, 73-74-75-76	1,307
6.	-	Al Skalecky, 66-67-68	1,271
7.	4.	Tony Ross, 87-88-89	1,259
8.	5.	Chad Nelson, 94-95-96-97	1,225
9.	6.	Will Connelly, 75-76-77	1,188
9.	-	Von Jacobsen, 69-70-71	1,188
11.	-	Bernie Finlay, 58-59-60	1,110
12.	7.	•Myron Epps, 99-00-01-02	1,090
13.	8.	Eddie Morris, 80-81-82-83	1,089
14.	-	Danny Newport, 54-55-56	1,048
15.	-	Milton Phelps, 39-40-41	1,043
16.	-	Dave Miller, 66-67-68	1,034
17.	9.	•Brandon Heath, 04-05-06	1,022
18.	10.	Leonard Allen, 82-83-84-85	1,019
19.	11.	•Tony Bland, 02-03	1,012
20.	12.	Kim Goetz, 78-79	1,005
21.	13.	•Randy Holcomb, 01-02	1,002
14.	Joel Kramer, 74-76-77-78	949	
15.	Mike Dodd, 76-77-78-79	928	
16.	Tony Gwynn, 78-79-80-81	925	
17.	Jason Richey, 97-98	908	
18.	Courtie Miller, 90-91-92-93-94	891	
19.	Joe McNaull, 91-92-93	843	
20.	Steve Malovic, 78-79	838	
21.	Eddy Gordon, 80-81-82-83	807	
22.	•Aerick Sanders, 01-02-03-04	806	
23.	Jimmy Harris, 71-72	800	
24.	Mitch McMullen, 88-89	799	
25.	•Al Faux, 01-02	794	
25.	Zach Jones, 81-82	794	
- - -			
nr.	•Marcus Slaughter, 04-05-06	776	

Scoring Average

Rk	DI	Name, Years	PPG
1.	-	Bob Brady, 52-53-54	18.8
2.	1.	Kim Goetz, 78-79	18.6
3.	-	Tony Pinkins, 55-56-57	18.1
4.	2.	Jason Richey, 97-98	17.5
5.	3.	Michael Cage, 81-82-83-84	16.5
6.	4.	•Randy Holcomb, 01-02	16.4
7.	5.	•Brandon Heath, 04-05-06	16.2
8.	6.	•Tony Bland, 02-03	16.1
9.	7.	Anthony Watson, 83-84-85-86	15.8
10.	-	Al Skalecky, 66-67-68	15.5
11.	-	Von Jacobsen, 69-70-71	15.4
12.	8.	Chris McMurray, 72-73	15.238
13.	9.	Steve Malovic, 78-79	15.236
13.	-	Bernie Finlay, 58-59-60	15.205
15.	-	Dick Maureau, 61-62	15.1
16.	10.	Marty Dow, 90-91	14.9
17.	11.	Jimmy Harris, 71-72	14.814
18.	12.	Tony Ross, 87-88-89	14.812
19.	13.	Zack Jones, 81-82	14.7
20.	14.	Will Connelly, 75-76-77	14.5
21.	-	Bob Lundgren, 67-68	14.3
22.	15.	Steve Copp, 73-74-75-76	14.1
16.	•Al Faux, 01-02	13.84	
17.	Mitch McMullen, 88-89	13.78	
18.	Matt Watts, 98-99	13.7	
19.	•Marcus Slaughter, 04-05-06	12.72	
20.	Marc Carter, 94-95	12.70	
21.	Presnell Gilbert, 77-78-79	12.68	
22.	Jimmy Wilkins, 71-72	12.6	

Rebounds

Rk	DI	Name, Years	Rebounds
1.	1.	Michael Cage, 81-82-83-84	1,317
2.	-	Al Skalecky, 66-67-68	1,090
3.	-	Larry Meek, 63-64-65	764
4.	2.	Steve Copp, 73-74-75-76	737
5.	3.	Leonard Allen, 82-83-84-85	724
6.	4.	Joel Kramer, 74-76-77-79	711
7.	5.	•Aerick Sanders, 01-02-03-04	686
8.	-	Noel Mickelsen, 54-55-56	642
9.	6.	Will Connelly, 75-76-77	641
10.	7.	Eddy Gordon, 80-81-82-83	631
11.	-	Tony Pinkins, 55-56-57	604
8.	Joe McNaull, 91-92-93	572	
9.	•Marcelo Correa, 97-98-99-00-01	522	
10.	•Myron Epps, 99-00-01-02	508	
11.	Chris McMurray, 72-73	492	
12.	Steve Malovic, 78-79	484	
13.	•Marcus Slaughter, 04-05-06	482	
14.	•Randy Holcomb, 01-02	481	
15.	Allen Bunting, 74-75-76	456	
16.	Larry Jones, 72-73	420	
17.	Marty Dow, 90-91	415	
18.	Rodney Hawkins, 86-87-88	413	
19.	Mitch McMullen, 88-89	408	
20.	Leon Carter, 95-96	395	
21.	John Martens, 83-84-85-86	372	
22.	•Chris Walton, 01-02-04-05	370	
22.	Chad Nelson, 94-95-96-97	370	
24.	Anthony Watson, 83-84-85-86	362	
25.	John Anderson, 73-74	354	

Rebound Average

Rk	DI	Name, Years	RPG
1.	-	Al Skalecky, 66-67-68	13.3
1.	Michael Cage, 81-82-83-84	11.8	
2.	Steve Malovic, 78-79	8.8	
3.	Marty Dow, 90-91	8.0	
4.	Steve Copp, 73-74-75-76	7.9247	
5.	Larry Jones, 72-73	7.9245	
6.	•Marcus Slaughter, 04-05-06	7.90	
7.	•Randy Holcomb, 01-02	7.88	
8.	Will Connelly, 75-76-77	7.8	
9.	Joel Kramer, 74-76-77-78	7.2	
10.	Mitch McMullen, 88-89	7.0	
11.	Leon Carter, 95-96	6.9	
12.	John Anderson, 73-74	6.8	
13.	Joe McNaull, 91-92-93	6.7	
14.	•Aerick Sanders, 01-02-03-04	6.294	
15.	Roy Kruiswyk, 97-98	6.290	
16.	Leonard Allen, 82-83-84-85	6.24	
17.	Marc Carter, 94-95	6.1	
18.	Rodney Hawkins, 86-87-88	5.900	
19.	Eddy Gordon, 80-81-82-83	5.897	
20.	Kevin Betts, 97-98	5.89	
21.	Allen Bunting, 74-75-76	5.8	

Assists

Rk	Name, Years	Assists
1.	Tony Gwynn, 78-79-80-81	590
2.	Chad Nelson, 94-95-96-97	412
3.	Mark Delsman, 74-75-76-77	376
4.	Anthony Watson, 83-84-85-86	356
5.	Keith Smith, 82-83	349
6.	•Deandre Moore, 01-02-03	339
7.	Dean Decker, 77-78	307
8.	Ray Leary, 74-75-76	279
9.	Mike Dodd, 76-77-78-79	271
10.	Creon Dorsey, 85-86	263
11.	Bryan Williams, 88-89	243
12.	Michael Best, 89-90	238
13.	•Tony Bland, 02-03	213
14.	Arthur Massey, 90-91	212

15.	Jeff Konek, 85	211
16.	•David Abramowitz, 99-00-01	189
17.	Jason Richey, 97-98	184
17.	Gary Earle, 74-75-76	184
19.	•Wesley Stokes, 04	176
20.	•Brandon Heath, 04-05-06	171
20.	Steve Copp, 73-74-75-76	171
22.	Matt Watts, 98-99	166
23.	•Chris Walton, 01-02-04-05	163
24.	Joel Kramer, 74-76-77-78	162
25.	Ray Barefield, 91-92-93	159
26.	Tracy Dildy, 86-87	155
27.	Raymond King, 96	150
- - -		
nr.	•John Sharper, 03-04-05-06	82

Assist Average

Rk	Name, Years	APG
1.	Keith Smith, 82-83	6.6
2.	Tony Gwynn, 78-79-80-81	5.51
3.	Dean Decker, 77-78	5.48
4.	Creon Dorsey, 85-86	4.5
5.	Michael Best, 89-90	4.3
6.	•Deandre Moore, 01-02-03	3.9
7.	Jeff Konek, 85	3.702
8.	Chad Nelson, 94-95-96-97	3.679
9.	Ray Leary, 74-75-76	3.671
10.	Arthur Massey, 90-91	3.59

Field Goals

Rk	DI	Name, Years	FG
1.	1.	Anthony Watson, 83-84-85-86	702
2.	2.	Michael Cage, 81-82-83-84	679
3.	3.	Steve Copp, 73-74-75-76	507
4.	-	Tony Pinkins, 55-56-57	495
5.	4.	Eddie Morris, 80-81-82-83	483
6.	-	Al Skalecky, 66-67-68	481
7.	5.	Will Connelly, 75-76-77	477
8.	-	Bob Brady, 52-53-54	461
9.	6.	Von Jacobsen, 69-70-71	457
10.	7.	Kim Goetz, 78-79	435
8.	Tony Ross, 87-88-89	413	
9.	•Myron Epps, 99-00-01-02	407	
10.	Joel Kramer, 74-76-77-78	406	
11.	Leonard Allen, 82-83-84-85	396	
12.	Mike Dodd, 76-77-78-79	392	
13.	•Randy Holcomb, 01-02	383	
14.	•Tony Bland, 02-03	365	
15.	•Brandon Heath, 04-05-06	345	
16.	Chad Nelson, 94-95-96-97	344	
17.	Eddy Gordon, 80-81-82-83	343	
18.	Tony Gwynn, 78-79-80-81	340	
19.	Steve Malovic, 78-79	337	
20.	•Aerick Sanders, 01-02-03-04	334	
21.	Joe McNaull, 91-92-93	333	
- - -			
nr.	•Marcus Slaughter, 04-05-06	274	

Field Goal Attempts

Rk	DI	Name, Years	FGA
1.	1.	Anthony Watson, 83-84-85-86	1,576
2.	2.	Michael Cage, 81-82-83-84	1,238
3.	3.	Steve Copp, 73-74-75-76	1,126
4.	Eddie Morris, 80-81-82-83	1,098	
5.	Will Connelly, 75-76-77	1,020	
6.	Tony Ross, 87-88-89	933	
7.	•Brandon Heath, 04-05	855	
8.	Kim Goetz, 78-79	852	
9.	Chad Nelson, 84-85-86-87	814	
10.	•Randy Holcomb, 01-02	812	
11.	•Tony Bland, 02-03	808	
12.	•Myron Epps, 99-00-01-02	803	
13.	Joel Kramer, 74-76-77-78	779	
14.	Mike Dodd, 76-77-78-79	758	

15.	Matt Watts, 98-99	731
16.	Jason Richey, 97-98	724
17.	Eddy Gordon, 80-81-82-83	722
18.	Tony Gwynn, 78-79-80-81	716
19.	Jimmy Harris, 71-72	710
20.	Berry Randle, 93-94-95-96	696
21.	Leonard Allen, 82-83-84-85	692
- - -		
nr.	•Marcus Slaughter, 04-05-06	583

Field Goal Percentage

Rk	DI	Name, Years	FG Pct.
1.	1.	Leonard Allen, 82-83-84-85	57.2
2.	2.	Mitch McMullen, 88-89	56.2
3.	3.	Marty Dow, 90-91	55.5
4.	4.	Steve Malovic, 78-79	55.3
5.	-	Danny Newport, 54-55-56	55.2
6.	5.	Michael Cage, 81-82-83-84	54.8
7.	6.	•Aerick Sanders, 01-02-03-04	54.0
8.	7.	•Mike Mackell, 02-03	53.6
9.	8.	Joe McNaull, 91-92-93	53.1
10.	9.	Joel Kramer, 74-76-77-78	52.1
11.	10.	Mike Dodd, 76-77-78-79	51.7
11.	Kim Goetz, 78-79	51.1	
12.	Myron Epps, 99-00-01-02	50.7	
13.	•Marcelo Correa, 97-98-99-00-01	50.0	
14.	Jimmy Wilkins, 71-72	48.9	
15.	Zach Jones, 81-82	48.4	
16.	Eddy Gordon, 80-81-82-83	47.51	
17.	Tony Gwynn, 78-79-80-81	47.49	
18.	•Randy Holcomb, 01-02	47.2	
19.	Will Connelly, 75-76-77	46.8	
20.	Presnell Gilbert, 77-78-79	45.7	

Three-Point Field Goals

Rk	Name, Years	3FG
1.	Tony Ross, 87-88-89	270
2.	Jason Richey, 97-98	136
3.	Chad Nelson, 94-95-96-97	122
4.	•Brandon Heath, 04-05-06	109
5.	Michael Best, 89-90	107
6.	•Al Faux, 01-02	106
7.	•David Abramowitz, 99-00-01	98
8.	•John Sharper, 03-04-05-06	96
9.	•Deandre Moore, 01-02-03	84
10.	Berry Randle, 93-94-95-96	76
11.	Matt Watts, 98-99	65
12.	•Chris Manker, 03-04-05	58
13.	•Donte Wilson, 99-00	56
13.	Brady Trenkle, 95-97-99	56
13.	Chris Walters, 93-94	56
16.	Josko Visnjic, 98	55
17.	Arthur Massey, 90-91	53
18.	Tony Clark, 92-93	52
19.	•Tony Bland, 02-03	49
19.	Derric Croft, 94	49

Three-Point FG Atts.

Rk	Name, Years	3FGA
1.	Tony Ross, 87-88-89	589
2.	Jason Richey, 97-98	381
3.	•Brandon Heath, 04-05-06	339
4.	Chad Nelson, 94-95-96-97	337
5.	Michael Best, 89-90	292
6.	•David Abramowitz, 99-00-01	284
7.	•Al Faux, 01-02	256
8.	Berry Randle, 93-94-95-96	253
9.	•John Sharper, 03-04-05-06	245
10.	•Deandre Moore, 01-02-03	239
11.	Matt Watts, 98-99	237
12.	•Donte Wilson, 99-00	180
13.	Josko Visnjic, 98	179

SDSU Career Records

14.	Brady Trenkle, 95-97-99	176
15.	•Chris Manker, 03-04-05	175
16.	Arthur Massey, 90-91	173
17.	Chris Walters, 93-94	165
18.	•Tony Bland, 02-03	153
19.	Derric Croft, 94	152
20.	Tony Clark, 92-93	142
21.	•Wesley Stokes, 04	138

Three-Point FG Pct.

minimum 40 career three-point field goals		
Rk	Name, Years	3FG Pct.
1.	Tony Ross, 87-88-89	45.8
2.	•Al Faux, 01-02	41.4
3.	•Steve Sir, 03-04	39.8
4.	•John Sharper, 03-04-05-06	39.2
5.	Michael Best, 89-90	36.64
6.	Tony Clark, 92-99	36.62
7.	Chad Nelson, 94-95-96-97	36.2
8.	Jason Richey, 97-98	35.7
9.	•Deandre Moore, 01-02-03	35.1
10.	Darryl Gaines, 86-87	34.8
11.	•Karlo Kovacic, 01-02	34.6
12.	•David Abramowitz, 99-00-01	34.5
13.	Chris Walters, 93-94	33.9
14.	•Chris Manker, 03-04-05	33.1
15.	•Brandon Heath, 04-05-06	32.2
16.	Derric Croft, 94	32.2
17.	Courtie Miller, 90-91-92-93-94	32.0

Free Throws

Rk	DI	Name, Years	FTM
1.	1.	Michael Cage, 81-82-83-84	488
2.	-	Tony Pinkins, 55-56-57	485
3.	-	Bob Brady, 52-53-54	467
4.	2.	Chad Nelson, 94-95-96-97	415
5.	-	Bernie Finlay, 58-59-60	352
6.	3.	Anthony Watson, 83-84-85-86	331
7.	-	Al Skalecky, 66-67-68	309
8.	4.	Courtie Miller, 90-91-92-93-94	302
9.	5.	Steve Copp, 73-74-75-76	293
10.	-	Danny Newport, 54-55-56	290
	6.	•Myron Epps, 99-00-01-02	274
	7.	Tony Gwynn, 78-79-80-81	245
	8.	Will Connelly, 75-76-77	234
	9.	•Tony Bland, 02-03	233
	10.	Leonard Allen, 82-83-84-85	227
	11.	•Brandon Heath, 04-05-06	223
	12.	Jason Richey, 97-98	218
	13.	•Marcelo Correa, 97-98-99-00-01	215
	14.	•Marcus Slaughter, 04-05-06	211
	15.	Mitch McMullen, 88-89	207
	16.	•Randy Holcomb, 01-02	205
	17.	John Martens, 83-84-85-86	201
	18.	•Mike Mackell, 02-03	199
	19.	Bery Randle, 93-94-95-96	194
	20.	Jeff Pete, 71-72	181
	21.	Joe McNaull, 91-92-93	177
	22.	Steve Malovic, 77-78	164

Free Throws Attempted

DI	Name, Years	FTA
1.	Michael Cage, 81-82-83-84	667
2.	Chad Nelson, 94-95-96-97	519
3.	•Myron Epps, 99-00-01-02	466
4.	Anthony Watson, 83-84-85-86	446
5.	Steve Copp, 73-74-75-76	439
6.	Courtie Miller, 90-91-92-93-94	398
7.	Will Connelly, 75-76-77	376
8.	Leonard Allen, 82-83-84-85	369
9.	Mitch McMullen, 88-89	356
10.	•Tony Bland, 02-03	340
11.	Tony Gwynn, 78-79-80-81	334
12.	•Marcelo Correa, 97-98-99-00-01	324
13.	Berry Randle, 93-94-95-96	314

14.	•Randy Holcomb, 01-02	312
15.	•Marcus Slaughter, 04-05-06	300
16.	Joe McNaull, 91-92-93	300
17.	•Mike Mackell, 02-03	289
18.	•Brandon Heath, 04-05-06	288
19.	John Martens, 83-84-85-86	285
20.	Jason Richey, 97-98	271
21.	Eddy Gordon, 80-81-82-83	255
22.	Jeff Pete, 71-72	252

Free Throw Percentage

minimum 40 career free throws			
Rk	DI	Name, Years	FT Pct.
1.	1.	Kim Goetz, 78-79	85.4
2.	-	Mike Spigler, 69-70	83.6
3.	2.	Steve Malovic, 78-79	82.4
4.	3.	Jason Richey, 97-98	80.4
5.	4.	Tony Ross, 87-88-89	80.3
6.	5.	Chad Nelson, 94-95-96-97	80.0
7.	6.	Mike Dodd, 76-77-78-79	77.8
8.	-	Bernie Finlay, 58-59-60	77.7
9.	7.	•Brandon Heath, 04-05-06	77.4
10.	8.	Chris McMurray, 72-73	76.9
11.	-	Gary Schneider, 70-71	76.8
	9.	Joel Kramer, 74-76-77-78	76.5
	10.	Jimmy Wilkins, 71-72	76.4
	11.	Courtie Miller, 90-91-92-93-94	75.9

Blocks

since 1978-79 season		
Rk	Name, Years	Blocks
1.	Leonard Allen, 82-83-84-85	214
2.	Michael Cage, 81-82-83-84	118
3.	Joe McNaull, 91-92-93	114
4.	•Aerick Sanders, 01-02-03-04	105
5.	•Marcelo Correa, 97-98-99-00-01	100
6.	Eddy Gordon, 80-81-82-83	71
7.	Marty Dow, 90-91	68
8.	Rodney Hawkins, 86-87-88	70
9.	Leon Carter, 95-96	58
10.	Marc Carter, 94-95	55
11.	•Randy Holcomb, 01-02	51
12.	Courtie Miller, 90-91-92-93-94	51
13.	•Marcus Slaughter, 04-05-06	50
14.	Mitch McMullen, 88-89	46
15.	Kevin Betts, 97-98	40
16.	•Chris Walton, 01-02-04-05	38
17.	Marcus Banks, 92-93	37
18.	Keith Balzer, 91-92-93	37
19.	Berry Randle, 93-94-95-96	35
20.	Steve Malovic, 78-79	34
21.	Eddie Morris, 80-81-82-83	32
22.	Roy Krusiwyk, 97-98	31

nr.	•Mohamed Camara, 05-06	19

Steals

since 1978-79 season		
Rk	Name, Years	Steals
1.	Anthony Watson, 83-84-85-86	192
2.	Chad Nelson, 94-95-96-97	175
3.	Tony Gwynn, 78-79-80-81	141
4.	Eddie Morris, 80-81-82-83	131
5.	Matt Watts, 98-99	126
5.	Michael Best, 89-90	126
5.	Michael Cage, 81-82-83-84	126
8.	•Deandre Moore, 01-02-03	114
9.	Eddy Gordon, 80-81-82-83	111
10.	Creon Dorsey, 85-86	109
11.	•Brandon Heath, 04-05-06	106
12.	•Marcelo Correa, 97-98-99-00-01	102
13.	Jason Richey, 97-98	94
14.	Bobby Owens, 83-84-85-86	92
15.	Arthur Massey, 90-91	84
16.	•David Abramowitz, 99-00-01	81

16.	Kevin Betts, 97-98	81
18.	•Aerick Sanders, 01-02-03-04	80
19.	Bryan Williams, 88-89	77
20.	Keith Smith, 82-83	76
21.	•Marcus Slaughter, 04-05-06	74
22.	Jason Hamilton, 93-94	73
22.	Tracy Dildy, 86-87	73

Games Played

Rk	DI	Name, Years	GP
1.	1.	Leonard Allen, 82-83-84-85	116
2.	2.	•Myron Epps, 99-00-01-02	113
2.	2.	Berry Randle, 93-94-95-96	113
4.	4.	•Marcelo Correa, 97-98-99-00-01	112
4.	4.	Chad Nelson, 94-95-96-97	112
4.	4.	Michael Cage, 81-82-83-84	112
7.	7.	•Chris Walton, 01-02-04-05	110
7.	7.	Anthony Watson, 83-84-85-86	110
9.	9.	•Aerick Sanders, 01-02-03-04	109
9.	9.	Mark Delsman, 74-75-76-77	109
11.	11.	Eddy Gordon, 80-81-82-83	107
11.	11.	Tony Gwynn, 78-79-80-81	107
11.	11.	Noel Mickelsen, 53-54-55-56	107
14.	14.	Eddie Morris, 80-81-82-83	105
15.		Courtie Miller, 90-91-92-93-94	101
16.		Joel Kramer, 74-76-77-78	99
17.	•Tommy Johnson, 02-03-04-05	98	
18.	Bobby Owens, 83-84-85-86	94	
19.	Steve Copp, 73-74-75-76	93	
20.	Mike Dodd, 76-77-78-79	91	
21.	•John Sharper, 03-04-05-06	90	
22.	•Deandre Moore, 01-02-03	88	

nr.	•Trimaine Davis, 03-04-05-06	74	

Games Started

since 1978-79		
Rk	Name, Years	GS
1.	Michael Cage, 81-82-83-84	112
2.	Leonard Allen, 82-83-84-85	110
3.	Chad Nelson, 94-95-96-97	103
4.	Anthony Watson, 83-84-85-86	93
5.	•Marcelo Correa, 97-98-99-00-01	91
6.	•Myron Epps, 99-00-01-02	81
7.	•Deandre Moore, 01-02-03	73
8.	•Tony Bland, 02-03	62
8.	Joe McNaull, 91-92-93	62
8.	Eddie Morris, 80-81-82-83	62
11.	•Randy Holcomb, 01-02	61
11.	Tony Gwynn, 78-79-80-81	61
11.	Eddy Gordon, 80-81-82-83	61
14.	•Aerick Sanders, 01-02-03-04	60
15.	Rodney Hawkins, 86-87-88	59
16.	•Brandon Heath, 04-05-06	58
16.	•Mike Mackell, 02-03	58
18.	Creon Dorsey, 85-86	57
18.	Courtie Miller, 90-91-92-93-94	57
18.	Chris Walters, 93-94	57
18.	Tony Ross, 87-88-89	57

nr.	•Marcus Slaughter, 04-05-06	49

Consecutive Gms. Started

since 1980-81 season		
Rk	Name, Years	Consecutive GS
1.	Michael Cage, 81-82-83-84	112
2.	Chad Nelson, 94-95-96-97	103
3.	Leonard Allen, 82-83-84-85	70
4.	•Randy Holcomb, 01-02	61
5.	•Aerick Sanders, 01-02-03-04	60
6.	•Myron Epps, 99-00-01-02	58
7.	Chris Walters, 93-94	57
7.	Joe McNaull, 91-92-93	57
9.	Kevin Betts, 97-98	55
9.	Anthony Watson, 83-84-85-86	55

nr.	•Brandon Heath, 04-05-06	23

Minutes Played

since 1978-79 season		
Rk	Name, Years	Minutes
1.	Michael Cage, 81-82-83-84	4,262
2.	Chad Nelson, 94-95-96-97	3,692
3.	Anthony Watson, 83-84-85-86	3,330
4.	Leonard Allen, 82-83-84-85	3,191
5.	•Myron Epps, 99-00-01-02	2,971
6.	Eddie Morris, 80-81-82-83	2,627
7.	•Marcelo Correa, 97-98-99-00-01	2,594
8.	•Deandre Moore, 01-02-03	2,462
9.	•Aerick Sanders, 01-02-03-04	2,460
10.	Tony Gwynn, 78-79-80-81	+2,422
11.	Tony Ross, 87-88-89	2,402
12.	•Chris Walton, 01-02-04-05	2,286
13.	Eddy Gordon, 80-81-82-83	2,270
14.	•Tony Bland, 02-03	2,182
15.	Joe McNaull, 91-92-93	2,101
16.	•Brandon Heath, 04-05-06	2,024
17.	Courtie Miller, 90-91-92-93-94	2,005
18.	Berry Randle, 93-94-95-96	1,944
19.	•Randy Holcomb, 01-02	1,930
20.	Rodney Hawkins, 86-87-88	1,880
21.	Jason Richey, 97-98	1,848

nr.	•Marcus Slaughter, 04-05-06	1,790
nr.	•John Sharper, 03-04-05-06	1,626

Victories

since 1975-76 season		
Rk	Name, Years	Wins
1.	Leonard Allen, 82-83-84-85	76
2.	Michael Cage, 81-82-83-84	68
3.	Anthony Watson, 83-84-85-86	63
4.	•Aerick Sanders, 01-02-03-04	61
5.	Eddie Morris, 80-81-82-83	59
6.	Eddy Gordon, 80-81-82-83	58
7.	•Chris Walton, 01-02-04-05	54
7.	Tony Gwynn, 78-79-80-81	54
7.	Mike Dodd, 76-77-78-79	54
10.	Joel Kramer, 74-76-77-78	53
11.	Bobby Owens, 83-84-85-86	52

nr.	•John Sharper, 03-04-05-06	42

SAN DIEGO STATE ROSTER

2004-05 Alphabetical Roster

Most Recent Div. I Season										
No.	Name	Pos.	Ht.	Wt.	Yr.	Exp.	PPG	RPG	APG	Hometown (High School/Previous School)
34	Mohamed Abukar	F	6-10	216	Jr.	Tr.	5.0	1.4	0.6	San Diego, Calif. (Rancho Bernardo High/Univ. of Florida)
50	Mohamed Camara	C	6-10	245	Sr.	1L	2.4	3.8	0.5	Conakry, Guinea (Moore (Ky.) High/Riverside (Calif.) College)
20	Trimaine Davis	C	6-7	235	Sr.	2L	5.2	2.3	0.2	West Pittsburg, Calif. (Pittsburg High)
1	Brandon Heath	G	6-4	198	Jr.	2L	18.3	3.5	3.7	Los Angeles, Calif. (Westchester High)
00	Brett Hoerner	F	6-11	206	Fr.	HS	---	---	---	Fullerton, Calif. (Fullerton High)
30	Chris Lamb	F	6-10	231	Fr.	RS	---	---	---	Louisville, Colo. (Monarch High)
24	Tim McGrath	F	6-5	187	Fr.	RS	---	---	---	Santa Monica, Calif. (Santa Monica High)
15	John Sharper	G	6-0	190	Sr.	3L	6.0	1.1	1.3	Oakland, Calif. (St. Mary's High)
42	Marcus Slaughter	F	6-9	220	Jr.	2L	17.8	9.0	1.3	Riverside, Calif. (J.W. North High)
33	Kyle Spain	F	6-5	218	Fr.	HS	---	---	---	Newark, Calif. (Newark Memorial High)
21	Matt Thomas	G	6-3	200	So.	1L	6.1	3.4	1.5	Riverside, Calif. (Martin Luther King High)
3	Richie Williams	G	5-9	158	Fr.	HS	---	---	---	Spring Valley, Calif. (Steele Canyon High)

2004-05 Numerical Roster

Most Recent Div. I Season										
No.	Name	Pos.	Ht.	Wt.	Yr.	Exp.	PPG	RPG	APG	Hometown (High School/Previous School)
00	Brett Hoerner	F	6-11	206	Fr.	HS	---	---	---	Fullerton, Calif. (Fullerton High)
1	Brandon Heath	G	6-4	198	Jr.	2L	18.3	3.5	3.7	Los Angeles, Calif. (Westchester High)
3	Richie Williams	G	5-9	158	Fr.	HS	---	---	---	Spring Valley, Calif. (Steele Canyon High)
15	John Sharper	G	6-0	190	Sr.	3L	6.0	1.1	1.3	Oakland, Calif. (St. Mary's High)
20	Trimaine Davis	C	6-7	235	Sr.	2L	5.2	2.3	0.2	West Pittsburg, Calif. (Pittsburg High)
21	Matt Thomas	G	6-3	200	So.	1L	6.1	3.4	1.5	Riverside, Calif. (Martin Luther King High)
24	Tim McGrath	F	6-5	187	Fr.	RS	---	---	---	Santa Monica, Calif. (Santa Monica High)
30	Chris Lamb	F	6-10	231	Fr.	RS	---	---	---	Louisville, Colo. (Monarch High)
33	Kyle Spain	F	6-5	218	Fr.	HS	---	---	---	Newark, Calif. (Newark Memorial High)
34	Mohamed Abukar	F	6-10	216	Jr.	Tr.	5.0	1.4	0.6	San Diego, Calif. (Rancho Bernardo High/Univ. of Florida)
42	Marcus Slaughter	F	6-9	220	Jr.	2L	17.8	9.0	1.3	Riverside, Calif. (J.W. North High)
50	Mohamed Camara	C	6-10	245	Sr.	1L	2.4	3.8	0.5	Conakry, Guinea (Moore (Ky.) High/Riverside (Calif.) College)

Head Coach: Steve Fisher (Illinois State, 1967)
Assistant Head Coach: Brian Dutcher (Minnesota, 1982)
Assistant Coaches: Gregg Gottlieb (UCLA, 1995), Mark Hughes (Michigan, 1989)
Director of Operations: Mark Fisher (Michigan, 2001)
Dir. of Player Development: Matt Soria (San Diego State, 2001)
Athletic Trainer: Mark Haines (Metropolitan State College, 1987)

► Pronunciations

Mohamed Abukar
 Mohamed AH-boo-kar
 Mohamed Camara
 Mohamed kuh-MAR-uh
 Brett Hoerner
 Brett HORN-er

► By Class

Seniors (3)
 Mohamed Camara,
 Trimaine Davis, John
 Sharper
Juniors (3)
 Mohamed Abukar,
 Brandon Heath, Marcus
 Slaughter

Sophomores (1)
 Matt Thomas
Freshmen (5)
 Brett Hoerner, Chris Lamb,
 Tim McGrath, Kyle Spain,
 Richie Williams

► By Position

Guards (4)
 Brandon Heath, John
 Sharper, Matt Thomas,
 Richie Williams
Forwards (6)
 Mohamed Abukar, Brett
 Hoerner, Chris Lamb, Tim
 McGrath, Marcus
 Slaughter, Kyle Spain
Centers (2)
 Mohamed Camara,
 Trimaine Davis

2005-06 San Diego State Schedule/Results

Record: 3-1 (Home: 1-0, Away: 1-0, Neutral: 1-1)
Mountain West Conference: 0-0 (Home: 0-0, Away: 0-0)

Date	NR	Opponent	SDSU Result		W-L	Record	MWC	San Diego State High			Attendance
								Scorer	Rebounder	Assists	
Nov. 17		at Alaska Fairbanks~	W	67-55	W1	1-0		Heath-23	Slaughter-11	Williams-4	3,229
Nov. 19		vs. Illinois-Chicago~	L	63-66	L1	1-1		Heath-18	Spain-10	Heath-5	1,941
Nov. 20		vs. Southern Miss~	W	79-51	W1	2-1		Slaughter-18	Slaughter-5	Thomas-7	2,071
Nov. 26		ALBANY	W	80-53	W2	3-1		Heath-20	Slaughter-15	Williams-5	5,032
Nov. 30		at San Diego									
Dec. 3		POINT LOMA NAZARENE									
Dec. 6		at California									
Dec. 10		WASHINGTON STATE#									
Dec. 17		UC SANTA BARBARA									
Dec. 20		UMBC									
Dec. 27		at Providence									
Dec. 31		LOYOLA MARYMOUNT									
Jan. 4		COLORADO STATE*									
Jan. 7		at Air Force*									
Jan. 11		at Utah*									
Jan. 14		UNLV*									
Jan. 18		at TCU*									
Jan. 21		BRIGHAM YOUNG*									
Jan. 25		NEW MEXICO*									
Jan. 28		at Wyoming*									
Feb. 4		at Colorado State*									
Feb. 8		AIR FORCE*									
Feb. 11		UTAH*									
Feb. 16		at UNLV*									
Feb. 18		TCU*									
Feb. 22		at Brigham Young*									
Feb. 25		at New Mexico*									
Mar. 1		WYOMING*									
Mar. 3		SOUTH DAKOTA STATE									
Mar. 7-11		at MWC Tournament^									

Caps denotes home game. ~ - BP Top of the World Classic (Fairbanks, Alaska). # - San Diego SLAM. * - Indicates Mountain West Conference Game. ^ - Mountain West Conference Championships at the Pepsi Center in Denver, Colo. Opp. NR - Indicates San Diego State's opponent national rankings in the Associated Press and ESPN/USA Today coaches polls at gametime.

Record/Attendance Summary

	G	W-L	Total	Average	High
Home	1	1-0	5,032	5,032	5,032 vs. Albany (Nov. 26)
Mountain West					
Away	1	1-0	3,229	3,229	3,229 at Alaska Fairbanks (Nov. 17)
Mountain West					
Neutral	2	1-1	4,012	2,006	2,071 vs. Southern Mississippi (Nov. 20)
Total	4	3-1	12,273	3,068	5,032 vs. Albany (Nov. 26)
Mountain West					

Win/Loss Margin

	1	2	3	4	5	6	7	8	9	10	11	12	13	14	15	16	17	18	19	20	21	22	23	24	25	27	28
Win												1														1	1
Loss			1																								

2005-06 San Diego State Statistics

Record: 3-1 (Home: 1-0, Away: 1-0, Neutral: 1-1)

No.	Player	TOTAL					3-PTS		REBOUNDS															
		GP	GS	Min	Avg	FG-FGA	Pct	3FG-FGA	Pct	FT-FTA	Pct	Off	Def	Tot	Avg	PF	FO	A	TO	Blk	Stl	Pts	Avg	
01	HEATH, Brandon	4	4	130	32.5	25-55	.455	13-28	.464	14-17	.824	2	8	10	2.5	4	0	11	12	0	2	77	19.3	
42	SLAUGHTER, Marcus	4	4	113	28.3	22-47	.468	0-0	.000	15-22	.682	16	20	36	9.0	12	0	9	17	3	3	59	14.8	
20	DAVIS, Trimaine	4	4	99	24.8	14-21	.667	0-0	.000	8-10	.800	5	4	9	2.3	10	0	4	2	5	0	36	9.0	
15	SHARPER, John	4	1	82	20.5	11-25	.440	9-21	.429	2-2	1.000	3	2	5	1.3	4	0	2	3	0	0	33	8.3	
33	SPAIN, Kyle	4	3	109	27.3	13-20	.650	1-3	.333	3-12	.250	5	17	22	5.5	6	0	3	4	0	5	30	7.5	
03	WILLIAMS, Richie	4	4	97	24.3	7-15	.467	2-5	.400	11-17	.647	1	8	9	2.3	7	0	13	10	0	6	27	6.8	
50	CAMARA, Mohamed	4	0	62	15.5	5-8	.625	0-0	.000	1-3	.333	5	12	17	4.3	9	0	0	2	1	3	11	2.8	
00	HOERNER, Brett	4	0	24	6.0	3-6	.500	0-0	.000	1-2	.500	1	2	3	0.8	5	0	0	1	2	0	7	1.8	
24	MCGRATH, Tim	3	0	22	7.3	1-3	.333	1-2	.500	2-4	.500	2	1	3	1.0	4	0	1	0	0	0	5	1.7	
21	THOMAS, Matt	4	0	57	14.3	1-6	.167	0-1	.000	0-0	.000	3	4	7	1.8	2	0	8	5	0	3	2	0.5	
30	LAMB, Chris	2	0	5	2.5	1-1	1.000	0-0	.000	0-0	.000	0	0	0	0.0	3	0	0	0	1	0	2	1.0	
TEAM												5	8	13	3.3	0								
SDSU TOTALS		4					103-207	.498	26-60	.433	57-89	.640	48	86	134	33.5	66	0	51	58	12	22	289	72.2
OPPONENTS		4					84-212	.396	18-65	.277	39-63	.619	48	67	115	28.8	75	3	41	59	11	12	225	56.2

SCORE BY PERIODS:	1st	2nd	OT	2OT	Total
SAN DIEGO STATE	144	145			289
OPPONENTS	114	111			225

2005-06 San Diego State Win/Loss Statistics

Wins Only
Games: 3

No.	Player	GP	GS	Min	Avg	TOTAL		3-PTS		FT-FTA	Pct	REBOUNDS				PF	FO	A	TO	Blk	Stl	Pts	Avg
						FG-FGA	Pct	3FG-FGA	Pct			Off	Def	Tot	Avg								
01	HEATH, Brandon	3	3	96	32.0	18-39	.462	9-19	.474	14-17	.824	2	7	9	3.0	1	0	6	8	0	2	59	19.7
42	SLAUGHTER, Marcus	3	3	90	30.0	18-40	.450	0-0	.000	14-20	.700	15	16	31	10.3	10	0	5	12	3	3	50	16.7
20	DAVIS, Trimaine	3	3	78	26.0	11-17	.647	0-0	.000	7-9	.778	4	4	8	2.7	7	0	4	2	5	0	29	9.7
15	SHARPER, John	3	1	53	17.7	8-16	.500	7-14	.500	2-2	1.000	3	2	5	1.7	2	0	1	3	0	0	25	8.3
33	SPAIN, Kyle	3	2	77	25.7	10-14	.714	1-3	.333	2-9	.222	3	9	12	4.0	4	0	1	1	0	4	23	7.7
03	WILLIAMS, Richie	3	3	71	23.7	4-9	.444	2-4	.500	10-16	.625	0	7	7	2.3	6	0	12	8	0	4	20	6.7
50	CAMARA, Mohamed	3	0	41	13.7	3-4	.750	0-0	.000	1-3	.333	2	8	10	3.3	6	0	0	1	0	2	7	2.3
00	HOERNER, Brett	3	0	22	7.3	3-6	.500	0-0	.000	0-0	.000	1	2	3	1.0	5	0	0	1	2	0	6	2.0
24	MCGRATH, Tim	2	0	11	5.5	1-2	.500	1-2	.500	0-0	.000	0	1	1	0.5	1	0	0	0	0	0	3	1.5
21	THOMAS, Matt	3	0	56	18.7	1-6	.167	0-1	.000	0-0	.000	3	4	7	2.3	2	0	8	5	0	3	2	0.7
30	LAMB, Chris	2	0	5	2.5	1-1	1.000	0-0	.000	0-0	.000	0	0	0	0.0	3	0	0	0	1	0	2	1.0
TEAM												4	7	11	3.7	0			2				
SDSU TOTALS		3				78-154	.506	20-43	.465	50-76	.658	37	67	104	34.7	47	0	37	43	11	18	226	75.3
OPPONENTS		3				58-153	.379	15-56	.268	28-45	.622	32	47	79	26.3	60	3	30	48	7	8	159	53.0

SCORE BY PERIODS:	1st	2nd	OT	2OT	Total
SAN DIEGO STATE	113	113			226
OPPONENTS	83	76			159

Losses Only
Games: 1

No.	Player	GP	GS	Min	Avg	TOTAL		3-PTS		FT-FTA	Pct	REBOUNDS				PF	FO	A	TO	Blk	Stl	Pts	Avg
						FG-FGA	Pct	3FG-FGA	Pct			Off	Def	Tot	Avg								
01	HEATH, Brandon	1	1	34	34.0	7-16	.438	4-9	.444	0-0	.000	0	1	1	1.0	3	0	5	4	0	0	18	18.0
42	SLAUGHTER, Marcus	1	1	23	23.0	4-7	.571	0-0	.000	1-2	.500	1	4	5	5.0	2	0	4	5	0	0	9	9.0
15	SHARPER, John	1	0	29	29.0	3-9	.333	2-7	.286	0-0	.000	0	0	0	0.0	2	0	1	0	0	0	8	8.0
33	SPAIN, Kyle	1	1	32	32.0	3-6	.500	0-0	.000	1-3	.333	2	8	10	10.0	2	0	2	3	0	1	7	7.0
03	WILLIAMS, Richie	1	1	26	26.0	3-6	.500	0-1	.000	1-1	1.000	1	1	2	2.0	1	0	1	2	0	2	7	7.0
20	DAVIS, Trimaine	1	1	21	21.0	3-4	.750	0-0	.000	1-1	1.000	1	0	1	1.0	3	0	0	0	0	0	7	7.0
50	CAMARA, Mohamed	1	0	21	21.0	2-4	.500	0-0	.000	0-0	.000	3	4	7	7.0	3	0	0	1	1	1	4	4.0
24	MCGRATH, Tim	1	0	11	11.0	0-1	.000	0-0	.000	2-4	.500	2	0	2	2.0	3	0	1	0	0	0	2	2.0
00	HOERNER, Brett	1	0	2	2.0	0-0	.000	0-0	.000	1-2	.500	0	0	0	0.0	0	0	0	0	0	0	1	1.0
21	THOMAS, Matt	1	0	1	1.0	0-0	.000	0-0	.000	0-0	.000	0	0	0	0.0	0	0	0	0	0	0	0	0.0
TEAM												1	1	2	2.0	0			0				
SDSU TOTALS		1				25-53	.472	6-17	.353	7-13	.538	11	19	30	30.0	19	0	14	15	1	4	63	63.0
OPPONENTS		1				26-59	.441	3-9	.333	11-18	.611	16	20	36	36.0	15	0	11	11	4	4	66	66.0

SCORE BY PERIODS:	1st	2nd	OT	2OT	Total
SAN DIEGO STATE	31	32			63
OPPONENTS	31	35			66

2005-06 San Diego State Win/Loss Statistics

Home Games Only
Record: 1-0

No.	Player	GP	GS	Min	Avg	TOTAL		3-PTS		FT-FTA	Pct	REBOUNDS				PF	FO	A	TO	Blk	Stl	Pts	Avg
						FG-FGA	Pct	3FG-FGA	Pct			Off	Def	Tot	Avg								
01	HEATH, Brandon	1	1	33	33.0	7-13	.538	3-5	.600	3-4	.750	0	2	2	2.0	0	0	1	3	0	1	20	20.0
42	SLAUGHTER, Marcus	1	1	33	33.0	6-16	.375	0-0	.000	4-6	.667	9	6	15	15.0	4	0	2	6	2	2	16	16.0
15	SHARPER, John	1	0	20	20.0	3-7	.429	3-7	.429	2-2	1.000	3	0	3	3.0	1	0	0	0	0	0	11	11.0
33	SPAIN, Kyle	1	1	27	27.0	5-8	.625	0-2	.000	0-4	.000	3	1	4	4.0	1	0	1	0	0	1	10	10.0
03	WILLIAMS, Richie	1	1	24	24.0	2-3	.667	1-2	.500	5-7	.714	0	2	2	2.0	2	0	5	0	0	2	10	10.0
20	DAVIS, Trimaie	1	1	29	29.0	2-5	.400	0-0	.000	2-3	.667	2	2	4	4.0	3	0	4	2	1	0	6	6.0
00	HOERNER, Brett	1	0	10	10.0	2-3	.667	0-0	.000	0-0	.000	1	0	1	1.0	1	0	0	1	2	0	4	4.0
30	LAMB, Chris	1	0	2	2.0	1-1	1.000	0-0	.000	0-0	.000	0	0	0	0.0	2	0	0	0	1	0	2	2.0
50	CAMARA, Mohamed	1	0	6	6.0	0-1	.000	0-0	.000	1-2	.500	0	1	1	1.0	4	0	0	0	0	0	1	1.0
21	THOMAS, Matt	1	0	14	14.0	0-2	.000	0-1	.000	0-0	.000	2	0	2	2.0	2	0	1	1	0	1	0	0.0
24	MCGRATH, Tim	1	0	2	2.0	0-1	.000	0-1	.000	0-0	.000	0	0	0	0.0	0	0	0	0	0	0	0	0.0
TEAM															1	3	4	4.0	0			1	
SDSU TOTALS		1				28-60	.467	7-18	.389	17-28	.607	21	17	38	38.0	20	0	14	14	6	7	80	80.0
OPPONENTS		1				17-49	.347	5-17	.294	14-21	.667	16	13	29	29.0	22	1	9	18	2	1	53	53.0

SCORE BY PERIODS:	1st	2nd	OT	2OT	Total
SAN DIEGO STATE	43	37			80
OPPONENTS	30	23			53

Away/Neutral Games Only:
Record: 2-1

No.	Player	GP	GS	Min	Avg	TOTAL		3-PTS		FT-FTA	Pct	REBOUNDS				PF	FO	A	TO	Blk	Stl	Pts	Avg
						FG-FGA	Pct	3FG-FGA	Pct			Off	Def	Tot	Avg								
01	HEATH, Brandon	3	3	97	32.3	18-42	.429	10-23	.435	11-13	.846	2	6	8	2.7	4	0	10	9	0	1	57	19.0
42	SLAUGHTER, Marcus	3	3	80	26.7	16-31	.516	0-0	.000	11-16	.688	7	14	21	7.0	8	0	7	11	1	1	43	14.3
20	DAVIS, Trimaie	3	3	70	23.3	12-16	.750	0-0	.000	6-7	.857	3	2	5	1.7	7	0	0	0	4	0	30	10.0
15	SHARPER, John	3	1	62	20.7	8-18	.444	6-14	.429	0-0	.000	0	2	2	0.7	3	0	2	3	0	0	22	7.3
33	SPAIN, Kyle	3	2	82	27.3	8-12	.667	1-1	1.000	3-8	.375	2	16	18	6.0	5	0	2	4	0	4	20	6.7
03	WILLIAMS, Richie	3	3	73	24.3	5-12	.417	1-3	.333	6-10	.600	1	6	7	2.3	5	0	8	10	0	4	17	5.7
50	CAMARA, Mohamed	3	0	56	18.7	5-7	.714	0-0	.000	0-1	.000	5	11	16	5.3	5	0	0	2	1	3	10	3.3
24	MCGRATH, Tim	2	0	20	10.0	1-2	.500	1-1	1.000	2-4	.500	2	1	3	1.5	4	0	1	0	0	0	5	2.5
00	HOERNER, Brett	3	0	14	4.7	1-3	.333	0-0	.000	1-2	.500	0	2	2	0.7	4	0	0	0	0	0	3	1.0
21	THOMAS, Matt	3	0	43	14.3	1-4	.250	0-0	.000	0-0	.000	1	4	5	1.7	0	0	7	4	0	2	2	0.7
30	LAMB, Chris	1	0	3	3.0	0-0	.000	0-0	.000	0-0	.000	0	0	0	0.0	1	0	0	0	0	0	0	0.0
TEAM															4	5	9	3.0	0		1		
TOTAL		3				75-147	.510	19-42	.452	40-61	.656	27	69	96	32.0	46	0	37	44	6	15	209	69.7
OPPONENTS		3				67-163	.411	13-48	.271	25-42	.595	32	54	86	28.7	53	-	32	41	9	11	172	57.3

SCORE BY PERIODS:	1st	2nd	OT	2OT	Total
SAN DIEGO STATE	101	108			209
OPPONENTS	84	88			172

2005-06 Team Game-By-Game

Opponent	Site/Date	FG-FGA	Pct	3P-3PA	Pct	FT-FTA	Pct	Off-Def	Tot	PF	AT	TO	BS	ST	1st-2nd	Pts
SDSU	A	22-48	.458	3-12	.250	20-29	.690	9-35	44	11	9	22	4	4	31-36	67
at Alaska Fairbanks	11/17	23-61	.377	6-22	.273	3-8	.375	6-21	27	25	12	18	2	7	21-34	55
SDSU	N	25-53	.472	6-17	.353	7-13	.538	11-19	30	19	14	15	1	4	31-32	63
vs. Illinois-Chicago	11/19	26-59	.441	3-9	.333	11-18	.611	16-20	36	15	11	11	4	4	31-35	66
SDSU	N	28-46	.609	10-13	.769	13-19	.684	7-15	22	16	14	7	1	7	39-40	79
vs. So. Mississippi	11/20	18-43	.419	4-17	.235	11-16	.688	10-13	23	13	9	12	3	0	32-19	51
at SDSU	H	28-60	.467	7-18	.389	17-28	.607	21-17	38	20	14	14	6	7	43-37	80
Albany	11/26	17-49	.347	5-17	.294	14-21	.667	16-13	29	22	9	18	2	1	30-23	53
SDSU	A															
at San Diego	11/30															
at SDSU	H															
Pt. Loma Nazarene	12/3															
SDSU	A															
at California	12/6															
at SDSU	H															
Washington State	12/10															
at SDSU	H															
UC Santa Barbara	12/17															
at SDSU	H															
UMBC	12/20															
SDSU	A															
at Providence	12/27															
at SDSU	H															
Loyola Marymount	12/31															
at SDSU	H															
Colorado State	1/4															
SDSU	A															
at Air Force	1/7															
SDSU	A															
at Utah	1/11															
at SDSU	H															
UNLV	1/14															
SDSU	A															
at TCU	1/18															
at SDSU	H															
Brigham Young	1/21															
at SDSU	H															
New Mexico	1/25															
SDSU	A															
at Wyoming	1/28															
SDSU	A															
at Colorado State	2/4															
at SDSU	H															
Air Force	2/8															
at SDSU	H															
Utah	2/11															
SDSU	A															
at UNLV	2/16															
at SDSU	H															
TCU	2/18															

2005-06 Team Game-By-Game (cont.)

Opponent	Site/Date	FG-FGA	Pct	3P-3PA	Pct	FT-FTA	Pct	Off-Def	Tot	PF	AT	TO	BS	ST	1st-2nd	Pts
SDSU	A															
at Brigham Young	2/22															
SDSU	A															
at New Mexico	2/25															
at SDSU	H															
Wyoming	3/1															
at SDSU	H															
South Dakota State	3/3															

2005-06 Efficiency Ratings

The National Basketball Association uses a formula to rank the most efficient players in the league. The formula is efficiency = (PTS + REB + AST + STL + BLK) - ((FGA - FGM) + (FTA - FTM) + TO). Below are San Diego State's efficiency ratings for the 2005-06 season.

SEASON EFFICIENCY POINTS

Marcus Slaughter	.61
Brandon Heath	.55
Trimaine Davis	.43
Kyle Spain	.40
Richie Williams	.31
Mohamed Camara	.25
John Sharper	.23
Matt Thomas	.10
Brett Hoerner	.7
Tim McGrath	.5
Chris Lamb	.3
TEAM TOTAL	.303

SEASON EFFICIENCY POINTS PER MINUTE

Chris Lamb	.0600
Marcus Slaughter	.0540
Mohamed Camara	.0446
Trimaine Davis	.0434
Brandon Heath	.0403
TEAM AVERAGE	.0379
Kyle Spain	.0367
Richie Williams	.0320
Brett Hoerner	.0292
John Sharper	.0280
Tim McGrath	.0227
Matt Thomas	.0175

2005-06 Hockey +/- Ratings

Hockey +/- tracks the team score while the player is on the court (total points team scored while on the court-total points team allowed while on the court).

HOCKEY +/- POINTS

Marcus Slaughter	+.65
Brandon Heath	+.59
John Sharper	+.44
Kyle Spain	+.38
Mohamed Camara	+.35
Richie Williams	+.24
Matt Thomas	+.18
Trimaine Davis	+.14
Tim McGrath	+.14
Brett Hoerner	+.8
Chris Lamb	+.1
TEAM TOTAL	+.64

HOCKEY +/- POINTS PER MINUTE

Tim McGrath	+.0636
Marcus Slaughter	+.0575
Mohamed Camara	+.0565
John Sharper	+.0537
Brandon Heath	+.0454
TEAM AVERAGE	+.0400
Kyle Spain	+.0349
Brett Hoerner	+.0333
Matt Thomas	+.0316
Richie Williams	+.0247
Chris Lamb	+.0200
Trimaine Davis	+.0141

2005-06 Individual Game-By-Game (Points/Rebs./Asts.)

	00	1	3	15	20	21	24	30	33	34	42	50
Opponent	Brett Hoerner	Brandon Heath	Richie Williams	John Sharper	Trimaine Davis	Matt Thomas	Tim McGrath	Chris Lamb	Kyle Spain	Mohamed Abukar	Marcus Slaughter	Mohamed Camara
at Alaska Fairbanks	0/0/0	23/5/3*	7/4/4*	2/2/1*	13/3/0*	0/2/0	CD	CD	2/5/0		16/11/1*	4/6/0
vs. Illinois-Chicago	1/0/0	18/1/5*	7/2/1*	8/0/1	7/1/0*	0/0/0	2/2/1	CD	7/10/2*		9/5/4*	4/7/0
vs. Southern Mississippi	2/2/0	16/2/2*	3/1/3*	12/0/0	10/1/0*	2/3/7	3/1/0	0/0/0	11/3/0*		18/5/2*	2/3/0
ALBANY	4/1/0	20/2/1*	10/2/5*	11/3/0	6/4/4*	0/2/1	0/0/0	2/0/0	10/4/1*		16/15/2*	4/1/0
at San Diego												
POINT LOMA NAZARENE												
at California												
WASHINGTON STATE												
UC SANTA BARBARA												
MARYLAND-BALTIMORE CO.												
at Providence												
LOYOLA MARYMOUNT												
*COLORADO STATE												
*at Air Force												
*at Utah												
*UNLV												
*at TCU												
*BRIGHAM YOUNG												
*NEW MEXICO												
*at Wyoming												
*at Colorado State												
*AIR FORCE												
*UTAH												
*at UNLV												
*TCU												
*at Brigham Young												
*at New Mexico												
*WYOMING												
SOUTH DAKOTA STATE												

* - Indicates starter. CD – Did Not Play-Coach's Decision. DNT - Did Not Travel. INJ – Did Not Play-Injured. * – Indicates Mountain West Conference Game. ` - 2006 Mountain West Conference Basketball Championship.

2005-06 Starting Lineups

SF	PF	C	SG	PG	W-L	Record As Starter	W-L
Sharper	Slaughter	Davis	Heath	Williams	1-0	Trimaine Davis	3-1
Spain	Slaughter	Davis	Heath	Williams	2-1	Brandon Heath	3-1
						John Sharper	1-0
						Marcus Slaughter	3-1
						Kyle Spain	2-1
						Richie Williams	3-1

2005-06 Superlatives

Individual

Category	San Diego State	Opponent
Points Scored	23 by Brandon Heath at Alaska Fairbanks (11-17-05)	15 by Justin Bourne at Alaska Fairbanks (11-17-05)
Field Goals	7 by Brandon Heath vs. Albany (11-26-05) 7 by Brandon Heath vs. Illinois-Chicago (11-19-05)	7 by Justin Bourne at Alaska Fairbanks (11-17-05)
Field Goals Attempted	16 by Marcus Slaughter vs. Albany (11-26-05) 16 by Brandon Heath vs. Illinois-Chicago (11-19-05)	14 by Jamar Wilson vs. Albany (11-26-05)
Highest FG Percentage (min. 5 made)	83.3 (5-6) Trimaine Davis at Alaska Fairbanks (11-17-05)	60.0 (6-10) Kristen Zoellner vs. Albany (11-26-05) 60.0 (6-10) Danijel Zoric vs. Illinois-Chicago (11-19-05)
Highest FG Percentage (min. 10 made)	none	none
3-Point Field Goals Made	4 by John Sharper vs. So. Mississippi (11-20-05) 4 by Brandon Heath vs. Illinois Chicago (11-19-05)	2 - by several players
3-Point Field Goals Attempted	9 by Brandon Heath vs. Illinois Chicago (11-19-05)	6 by Courtney Beasley vs. So. Mississippi (11-20-05) 6 by Jonathan Osborne at Alaska Fairbanks (11-17-05)
3-Point Field Goal Percentage (min. 4 made)	100.0 (4-4) by John Sharper vs. So. Mississippi (11-20-05)	none
3-Point Field Goal Percentage (min. 7 made)	none	none
Free Throws	8 by Brandon Heath at Alaska Fairbanks (11-17-05)	4 by Jon Iata vs. Albany (11-26-05) 4 by Josh Mayo vs. Illinois Chicago (11-19-05)
Free Throws Attempted	9 by Richie Williams at Alaska Fairbanks (11-17-05) 9 by Brandon Heath at Alaska Fairbanks (11-17-05)	6 by Othys Jeffers vs. Illinois Chicago (11-19-05)
Free Throw Percentage (min. 5 made)	88.9 (8-9) Brandon Heath at Alaska Fairbanks (11-17-05)	none
Free Throw Percentage (min. 10 made)	none	none
Offensive Rebounds	9 by Marcus Slaughter vs. Albany (11-26-05)	7 by Kristen Zoellner vs. Albany (11-26-05)
Defensive Rebounds	8 by Kyle Spain vs. Illinois-Chicago (11-19-05)	8 by Justin Bourne at Alaska-Fairbanks (11-17-05)
Total Rebounds	15 by Marcus Slaughter vs. Albany (11-26-05)	11 by Justin Bourne at Alaska Fairbanks (11-17-05)
Assists	7 by Matt Thomas vs. So. Mississippi (11-20-5=05)	7 by Justin Bourne at Alaska Fairbanks (11-17-05)
Blocked Shots	3 by Trimaine Davis at Alaska Fairbanks (11-17-05)	2 by Othys Jeffers vs. Illinois Chicago (11-19-05) 2 by Chris Jordan at Alaska Fairbanks (11-17-05)
Steals	3 by Kyle Spain vs. So. Mississippi (11-20-05)	2 - three times
Minutes Played	34 by Brandon Heath vs. Illinois-Chicago (11-19-05) 34 by Brandon Heath at Alaska Fairbanks (11-17-05)	37 by Othys Jefferes vs. Illinois-Chicago (11-19-05)

Team

SDSU High	SDSU Low	Category	Opponent High	Opponent Low
80 vs. Albany (11-26-05)	63 vs. Ill.-Chicago (11-19-05)	Points Scored	66 vs. Ill.-Chicago (11-19-05)	51 vs. Southern Miss. (11-20-05)
28 - two times	22 at Alaska Fairbanks (11-17-05)	Field Goals	26 vs. Ill.-Chicago (11-19-05)	17 vs. Albany (11-26-05)
60 vs. Albany (11-26-05)	46 vs. Southern Miss. (11-20-05)	Field Goals Attempted	61 at Alaska Fairbanks (11-17-05)	43 vs. Southern Miss. (11-20-05)
60.9 vs. Southern Miss. (11-20-05)	45.8 at Alaska Fairbanks (11-17-05)	FG Percentage	44.1 vs. Ill.-Chicago (11-19-05)	34.7 vs. Albany (11-26-05)
10 vs. Southern Miss. (11-20-05)	3 at Alaska Fairbanks (11-17-05)	3-Point Field Goals Made	6 at Alaska Fairbanks (11-17-05)	3 vs. Ill.-Chicago (11-19-05)
18 vs. Albany (11-26-05)	12 at Alaska Fair. (11-17-05)	3-Point Field Goals Attempted	22 at Alaska Fairbanks (11-17-05)	9 vs. Ill.-Chicago (11-19-05)
76.9 vs. Southern Miss. (11-20-05)*	25.0 at Alaska Fair. (11-17-05)	3-Point Field Goal Percentage	33.3 vs. Ill.-Chicago (11-19-05)	23.5 vs. So. Miss. (11-20-05)
20 at Alaska Fairbanks (11-17-05)	7 vs. Ill.-Chicago (11-19-05)	Free Throws Made	11 - two times	3 at Alaska Fairbanks (11-17-05)
29 at Alaska Fairbanks (11-17-05)	13 vs. Ill.-Chicago (11-19-05)	Free Throws Attempted	21 vs. Albany (11-26-05)	8 at Alaska Fair. (11-17-05)
69.0 at Alaska Fairbanks (11-17-05)	53.8 vs. Ill.-Chicago (11-19-05)	Free Throw Percentage	68.8 vs. Southern Miss. (11-20-05)	37.5 at Alaska Fair. (11-17-05)
21 vs. Albany (11-26-05)	7 vs. Southern Miss. (11-20-05)	Offensive Rebounds	16 vs. Ill.-Chicago/vs. Albany	6 at Alaska Fair. (11-17-05)
35 at Alaska Fairbanks (11-17-05)	15 vs. Southern Miss. (11-20-05)	Defensive Rebounds	21 at Alaska Fairbanks (11-17-05)	13 vs. So. Miss./vs. Albany
44 at Alaska Fairbanks (11-17-05)	22 vs. Southern Miss. (11-20-05)	Total Rebounds	36 vs. Ill.-Chicago (11-19-05)	23 vs. Southern Miss. (11-20-05)
20 vs. Albany (11-26-05)	11 at Alaska Fairbanks (11-17-05)	Fouls	25 at Alaska Fairbanks (11-17-05)	13 vs. Southern Miss. (11-20-05)
0	0 - several times	Fouled Out	1 at UAF/vs. Albany	0 - several times
14 - three times	9 at Alaska Fairbanks (11-17-05)	Assists	12 at Alaska Fairbanks (11-17-05)	9 vs. Southern Miss./vs. Albany
22 at Alaska Fairbanks (11-17-05)	7 vs. Southern Miss. (11-20-05)	Turnovers	18 at UAF/vs. Albany	12 vs. Ill.-Chicago (11-19-05)
4 at Alaska Fairbanks (11-17-05)	1 - two times	Blocked Shots	4 vs. Ill.-Chicago (11-19-05)	2 at Alaska Fair./vs. Albany
7 - two times	4 - two times	Steals	7 at Alaska Fairbanks (11-17-05)	0 vs. Southern Miss. (11-20-05)
43 vs. Albany, 1st (11-26-05)	31 - two times	Points/Half	35 vs. Ill.-Chicago, 2nd (11-19-05)	19 vs. So. Miss., 2nd (11-20-05)
68.4 vs. So. Miss., 2nd (11-20-05)	40.7 vs. Ill.-Chicago, 1st (11-19-05)	FG Percentage/Half	63.2 vs. So. Miss., 1st (11-20-05)	25.0 vs. So. Miss., 2nd (11-20-05)
5 vs. So. Miss/vs. Albany	1 vs. Ill.-Chicago (11-19-05)	Double-Figure Scorers	3 vs. Ill.-Chicago (11-19-05)	2 - TWO TIMES

* - Indicates school record.

Season and Career Highs

► 00 • BRETT HOERNER

	Career
Points	4 vs. Albany, 11-26-05
Rebounds	2 vs. So. Mississippi, 11-20-05
Assists	0
Steals	0
Blocked Shots	2 vs. Albany, 11-26-05
Minutes	10 vs. Albany, 11-26-05

► 1 • BRANDON HEATH

	Season	Career
Points	23 at UAF, 11-17-05	37 at UNLV, 1-15-05
Rebounds	5 at UAF, 11-17-05	9 vs. Monmouth, 11-22-04
Assists	5 vs. Ill.-Chicago, 11-19-05	9 vs. UCSD, 11-27-04
Steals	1 - two times	5 vs. UCSD, 11-27-04
Blocked Shots	0	1 - three times
Minutes	34 - two times	43 at Colorado St., 1-24-04

► 3 • RICHIE WILLIAMS

	Career
Points	10 vs. Albany, 11-26-05
Rebounds	4 at UAF, 11-17-05
Assists	5 vs. Albany, 11-26-05
Steals	2 - three times
Blocked Shots	0
Minutes	31 at UAF, 11-17-05

► 15 • JOHN SHARPER

	Season	Career
Points	12 vs. So. Miss., 11-20-05	15 at UCSB, 12-4-04
Rebounds	3 vs. Albany, 11-26-05	5 vs. UCSD, 12-2-02
Assists	1 - two times	4 - two times
Steals	0	3 - five times
Blocked Shots	0	none
Minutes	29 vs. Ill.-Chicago, 11-19-05	40 vs. UCSB, 11-19-04

► 20 • TRIMAINE DAVIS

	Season	Career
Points	13 at UAF, 11-17-05	13 at UAF, 11-17-05
Rebounds	4 vs. Albany, 11-26-05	8 vs. BYU, 2-7-05
Assists	4 vs. Albany, 11-26-05	4 vs. Albany, 11-26-05
Steals	0	2 - two times
Blocked Shots	3 at UAF, 11-17-05	3 at UAF, 11-17-05
Minutes	32 at UAF, 11-17-05	32 - two times

► 21 • MATT THOMAS

	Season	Career
Points	2 vs. So. Miss., 11-20-05	20 vs. Air Force, 2-28-05
Rebounds	3 vs. So. Miss., 11-20-05	10 vs. UNLV, 2-12-05
Assists	7 vs. So. Miss., 11-20-05	7 vs. So. Miss., 11-20-05
Steals	1 - three times	4 - two times
Blocked Shots	0	1 - four times
Minutes	29 vs. So. Miss., 11-20-05	40 vs. UNLV, 2-12-05

► 24 • TIM McGRATH

	Season
Points	3 vs. So. Mississippi, 11-20-05
Rebounds	2 vs. Ill.-Chicago, 11-19-05
Assists	1 vs. Ill.-Chicago, 11-19-05
Steals	0
Blocked Shots	0
Minutes	11 vs. Ill.-Chicago, 11-19-05

► 30 • CHRIS LAMB

	Season
Points	2 vs. Albany, 11-26-05
Rebounds	0
Assists	0
Steals	0
Blocked Shots	1 vs. Albany, 11-26-05
Minutes	3 vs. So. Mississippi, 11-20-05

► 33 • KYLE SPAIN

	Season
Points	11 vs. So. Mississippi, 11-20-05
Rebounds	10 vs. Ill.-Chicago, 11-19-05
Assists	2 vs. Ill.-Chicago, 11-19-05
Steals	3 vs. So. Mississippi, 11-20-05
Blocked Shots	0
Minutes	32 vs. Ill.-Chicago, 11-19-05

► 42 • MARCUS SLAUGHTER

	Season	Career
Points	18 vs. So. Miss., 11-20-05	28 vs. UCSB, 11-19-04
Rebounds	15 vs. Albany, 11-26-05	15 - three times
Assists	4 vs. Ill.-Chicago, 11-19-05	4 - two times
Steals	2 vs. Albany, 11-26-05	5 at UNM, 2-28-04
Blocked Shots	2 vs. Albany, 11-26-05	3 vs. UCSD, 11-27-04
Minutes	33 vs. Albany, 11-26-05	41 vs. UCSB, 11-19-04

► 50 • MOHAMED CAMARA

	Season	Career
Points	4 - two times	7 - two times
Rebounds	7 vs. Ill.-Chicago, 11-19-05	13 vs. Providence, 12-31-04
Assists	0	3 vs. CSU, 1-24-05
Steals	1 - three times	3 at Washington, 12-7-04
Blocked Shots	1 vs. Ill.-Chicago, 11-19-05	3 vs. SDSU, 1-3-05
Minutes	21 vs. Ill.-Chicago, 11-19-05	31 - two times

2005-06 Game-By-Game Miscellaneous Leaders

Date	Opponent	SDSU Result	Efficiency	Hockey +/-	PRA	Playing Time
Nov. 17	at Alaska Fairbanks~	W 67-55	Heath+18	Slaughter+26	Heath31	Williams33:59
Nov. 19	vs. Illinois-Chicago~	L 63-66	Spain+12	Camara+6	Heath24	Heath33:43
Nov. 20	vs. Southern Miss~	W 79-51	Slaughter+16	Camara/Slaughter +26	Slaughter25	Slaughter32:11
Nov. 26	ALBANY	W 80-53	Slaughter+19	Heath+26	Slaughter33	Heath32:57
Nov. 30	at San Diego					
Dec. 3	POINT LOMA NAZARENE					
Dec. 6	at California					
Dec. 10	WASHINGTON STATE#					
Dec. 17	UC SANTA BARBARA					
Dec. 20	UMBC					
Dec. 27	at Providence					
Dec. 31	LOYOLA MARYMOUNT					
Jan. 4	COLORADO STATE*					
Jan. 7	at Air Force*					
Jan. 11	at Utah*					
Jan. 14	UNLV*					
Jan. 18	at TCU*					
Jan. 21	BRIGHAM YOUNG*					
Jan. 25	NEW MEXICO*					
Jan. 28	at Wyoming*					
Feb. 4	at Colorado State*					
Feb. 8	AIR FORCE*					
Feb. 11	UTAH*					
Feb. 16	at UNLV*					
Feb. 18	TCU*					
Feb. 22	at Brigham Young*					
Feb. 25	at New Mexico*					
Mar. 1	WYOMING*					
Mar. 3	SOUTH DAKOTA STATE					
Mar. 7-11	at MWC Tournament^					

* - Indicates Mountain West Conference Game. ~ - BP Top of the World Classic. # - San Diego SLAM. ` - 2006 Mountain West Conference Basketball Championship.

Individual Game Win Share Champion: at Alaska Fairbanks - Marcus Slaughter .3455; vs. Illinois-Chicago - Mohamed Camara .2820; vs. Southern Mississippi - Marcus Slaughter .1808; Albany - Marcus Slaughter .1858.

Games Led Individual Win Share: Marcus Slaughter 3, Mohamed Camara 1.

2005-06 Win Share Ratings

WIN SHARES

Brandon Heath+0.7247
Marcus Slaughter+0.5525
Mohamed Camara+0.4917
Kyle Spain+0.4260
John Sharper+0.2853
Tim McGrath+0.2314
Trimaime Davis+0.2067
Matt Thomas+0.0608
Chris Lamb+0.0214
Richie Williams+0.0028
Brett Hoerner-0.0034
TEAM TOTAL+3.0000

2005-06 Biggest Leads/Time in Lead

Date	Opponent	SDSU Big Opp Big				SDSU in Opp in				Tied	Paint		Off TOs		2nd Ch.		Bench	
		SDSU Result	Lead	Lead	Ties	LC	Lead	Lead	Lead		SD	Opp	SD	Opp	SD	Opp	SD	Opp
Nov. 17	at Alaska Fairbanks~	W 67-55	13	0	0	0	39:34	0:00	0:26		30	16	13	14	12	7	6	16
Nov. 19	vs. Illinois-Chicago~	L 63-66	3	10	14	18	8:47	22:30	8:43		32	28	14	14	10	19	15	20
Nov. 20	vs. Southern Mississippi~	W 79-51	30	7	4	9	26:37	11:42	1:41		34	16	26	5	13	11	21	25
Nov. 26	ALBANY	W 80-53	28	1	0	2	39:28	0:10	0:22		36	16	20	7	22	13	18	20
Nov. 30	at San Diego																	
Dec. 3	POINT LOMA NAZARENE																	
Dec. 6	at California																	
Dec. 10	WASHINGTON STATE#																	
Dec. 17	UC SANTA BARBARA																	
Dec. 20	UMBC																	
Dec. 27	at Providence																	
Dec. 31	LOYOLA MARYMOUNT																	
Jan. 4	COLORADO STATE*																	
Jan. 7	at Air Force*																	
Jan. 11	at Utah*																	
Jan. 14	UNLV*																	
Jan. 18	at TCU*																	
Jan. 21	BRIGHAM YOUNG*																	
Jan. 25	NEW MEXICO*																	
Jan. 28	at Wyoming*																	
Feb. 4	at Colorado State*																	
Feb. 8	AIR FORCE*																	
Feb. 11	UTAH*																	
Feb. 16	at UNLV*																	
Feb. 18	TCU*																	
Feb. 22	at Brigham Young*																	
Feb. 25	at New Mexico*																	
Mar. 1	WYOMING*																	
Mar. 3	SOUTH DAKOTA STATE																	
Mar. 7-11	at MWC Tournament^																	

* – Indicates Mountain West Conference Game. ~ - BP Top of the World Classic. # - San Diego SLAM. ^ - 2006 Mountain West Conference Basketball Championship.

2005-06 Offensive Leaders

Player	GP-GS	10+Pts.	20+Pts.	30+Pts.	10+Rebs.	15+Rebs.	10+Ast.	Double-Double	Led SDSU In (includes ties)				Personal	
									Pts.	Rebs.	Ast.	Efficiency	Win Share	W-L-T
Mohamed Camara	4-0	0	0	0	0	0	0	0	0	0	0	0	1	4-0
Trimaine Davis	4-4	2	0	0	0	0	0	0	0	0	0	0	0	3-1
Brandon Heath	4-4	4	2	0	0	0	0	0	3	0	1	1	0	4-0
Brett Hoerner	4-0	0	0	0	0	0	0	0	0	0	0	0	0	3-1
Chris Lamb	2-0	0	0	0	0	0	0	0	0	0	0	0	0	1-0-1
Tim McGrath	3-0	0	0	0	0	0	0	0	0	0	0	0	0	3-0
John Sharper	4-1	2	0	0	0	0	0	0	0	0	0	0	0	3-1
Marcus Slaughter	4-4	3	0	0	2	1	0	2	1	3	0	2	3	3-1
Kyle Spain	4-3	2	0	0	1	0	0	0	0	1	0	1	0	3-1
Matt Thomas	4-0	0	0	0	0	0	0	0	0	0	1	0	0	3-1
Richie Williams	4-4	1	0	0	0	0	0	0	0	0	2	0	0	3-1

Career Offensive Leaders

Player	GP	GS	10+Pts.	20+Pts.	30+Pts.	10+Rebs.	15+Rebs.	10+Ast.	Double-Double	Led SDSU In (includes ties)			
										Pts.	Rebs.	Ast.	Efficiency
Mohamed Camara	33	21	0	0	0	1	0	0	0	0	4	0	0
Trimaine Davis	74	10	5	0	0	0	0	0	0	0	1	1	0
Brandon Heath	63	58	52	23	2	0	0	0	0	27	3	21	12
Brett Hoerner	4	0	0	0	0	0	0	0	0	0	0	0	0
Chris Lamb	2	0	0	0	0	0	0	0	0	0	0	0	0
Tim McGrath	3	0	0	0	0	0	0	0	0	0	0	0	0
John Sharper	90	26	7	0	0	0	0	0	0	0	0	4	0
Marcus Slaughter	61	49	39	8	0	16	3	0	14	14	34	2	21
Kyle Spain	4	3	2	0	0	1	0	0	0	0	1	0	1
Matt Thomas	33	11	7	1	0	1	0	0	1	2	2	5	2
Richie Williams	4	4	1	0	0	0	0	0	0	0	0	2	0

Current/Career High Offensive Leaders

Player	Current		Career		Current		Career		Current Streaks			Career Long Streaks		
	GP	Strk	Last GP/DNP	Lg GP	GS	Strk	Last GS/DNS	Lg GS	10+Pts.	20+Pts.	10+Rebs.	10+Pts.	20+Pts.	10+Rebs.
Mohamed Camara	33		DNP-3/11/04	33	0		GS-3/5/05	8	0	0	0	0	0	1
Trimaine Davis	33		DNP-3/11/04	33	4		DNS-3/11/05	4	1	0	0	2	0	0
Brandon Heath	63		DNP-3/21/03	63	23		DNS-12/21/04	23	13	1	0	16	4	0
Brett Hoerner	4		DNP-3/11/05	4	0		GS-none	0	0	0	0	0	0	0
Chris Lamb	2		DNP-3/11/19	2	0		GS-none	0	0	0	0	0	0	0
Tim McGrath	3		DNP-11/17/05	3	0		GS-none	0	0	0	0	0	0	0
John Sharper	56		DNP-12/6/03	56	0		GS-11/17/05	9	2	0	0	2	0	0
Marcus Slaughter	6		DNP-3/5/05	55	6		DNS-3/5/05	42	2	0	1	28	2	2
Kyle Spain	4		DNP-3/11/05	4	3		DNS-11/17/05	3	2	0	0	2	0	1
Matt Thomas	33		DNP-3/11/04	33	0		GS-3/11/05	8	0	0	0	2	1	1

* - Marcus Slaughter has an active streak of 48 consecutive starts in games in which he has played.

2005-06 Miscellaneous Statistics

San Diego State's Record When...

Category	2005-06 Season	Fisher Era	SDSU Streak
Home	1-0	59-37	Won 1
Away	1-0	19-55	Won 1
Neutral	1-1	6-6	Won 1
Scoring First	2-0		Won 3
Opponent Scores First	1-1		Won 1
Leading at Half	3-0	62-20	Won 3
Trailing at Half	0-0	19-77	Lost 1
Tied at Half	0-1	3-1	Lost 1
Leading with 5:00 Left	3-1		Won 2
Trailing with 5:00 Left	0-0		Lost 8
Tied with 5:00 Left	0-0		Lost 1
In Overtime	0-0	1-12	Lost 6
SDSU Outrebounds Opp.	2-0	56-35	Won 3
SDSU is Outrebounced	1-1	27-61	Won 1
Opp. Commits More TOs	2-0	52-29	Won 2
SDSU Commits More TOs	1-1	28-62	Lost 1
SDSU More FT Attempts	3-0	56-33	Won 3
Opp. More FT Attempts	0-1	25-65	Lost 6
SDSU Shoots Better than Opp.	3-1	67-21	Won 2
Opp. Shoots Better than SDSU	0-0	15-76	Lost 1
SDSU Shoots 50% or Better	1-0	30-10	Won 7
SDSU Shoots 40-50%	2-1	45-43	Won 1
SDSU Shoots 40% or Less	0-0	9-45	Lost 12
Opp. Shoots 50% or Better	0-0	10-31	Lost 1
Opp. Shoots 40-50%	1-1	37-60	Won 1
Opp. Shoots 40% or Less	2-0	38-6	Won 7
SDSU Bench Outscores Opp.	2-1	46-39	Won 1
Opp. Bench Outscores SDSU	1-0	36-55	Won 2
SDSU Scores Less Than 60	0-0	3-29	Lost 3
SDSU Scores Between 60-69	1-1	22-40	Lost 1
SDSU Scores Between 70-79	1-0	31-17	Won 2
SDSU Scores Between 80-89	1-0	21-11	Won 1
SDSU Scores Between 90-99	0-0	7-1	Lost 1
SDSU Scores 100+	0-0	0-0	Won 23
Opp. Scores Less Than 60	3-0	32-4	Won 8
Opp. Scores Between 60-69	0-1	32-18	Lost 1
Opp. Scores Between 70-79	0-0	20-39	Lost 4
Opp. Scores Between 80-89	0-0	0-22	Lost 31
Opp. Scores Between 90-99	0-0	0-13	Lost 23
Opp. Scores 100+	0-0	0-2	Lost 8
Wearing Black			Lost 3
Wearing Red	3-0		Won 3
Wearing White	0-1		Lost 5
On Monday	0-0		Lost 2
On Tuesday	0-0		Lost 1
On Wednesday	0-0		Won 4
On Thursday	1-0		Won 2
On Friday	0-0		Lost 3
On Saturday	1-1		Won 1
On Sunday	1-0		Won 1
In November	3-1		Won 2
In December			Lost 2
In January			Lost 2
In February			Lost 5
In March			Lost 1

LEADS AND DEFICITS

SDSU Biggest Halftime Lead	10 at Alaska Fairbanks (11-17-05)
SDSU Biggest Halftime Lead Lost	none
SDSU Biggest Halftime Lead Lost in a Loss	none
SDSU Biggest Halftime Deficit	none
SDSU Biggest Halftime Deficit Overcome	none
SDSU Biggest Halftime Deficit Overcome for Victory	none
SDSU Biggest Lead	30 vs. Southern Mississippi (11-20-05)
SDSU Biggest Lead Lost	3 vs. Illinois-Chicago (11-21-05)
SDSU Biggest Lead Lost in a Loss	3 vs. Illinois-Chicago (11-21-05)
SDSU Biggest Deficit	10 vs. Illinois-Chicago (11-21-05)
SDSU Biggest Deficit Overcome	10 vs. Illinois-Chicago (11-21-05)
SDSU Biggest Deficit Overcome for Victory	7 vs. Southern Mississippi (11-20-05)

DUNKS

	SEASON
Trimaine Davis	.5
Marcus Slaughter	.5
Kyle Spain	.4
TOTAL	.14

TOP SCORING PERFORMANCES

23, Brandon Heath at Alaska-Fairbanks (11-17-05)
20, Brandon Heath vs. Albany (11-26-05)
18, Marcus Slaughter vs. Southern Miss. (11-20-05)
18, Brandon Heath vs. Illinois-Chicago (11-19-05)
16, Marcus Slaughter vs. Albany (11-26-05)
16, Brandon Heath vs. Southern Miss. (11-20-05)
16, Marcus Slaughter at Alaska-Fairbanks (11-17-05)

TOP REBOUNDING PERFORMANCES

15, Marcus Slaughter vs. Albany (11-26-05)
11, Marcus Slaughter vs. Alaska-Fairbanks (11-17-05)
10, Kyle Spain vs. Illinois-Chicago (11-19-05)
7, Mohamed Camara vs. Illinois-Chicago (11-19-05)

TOP ASSISTS PERFORMANCES

7, Matt Thomas vs. Southern Miss. (11-20-05)
5, Richie Williams vs. Albany (11-26-05)
5, Brandon Heath vs. Illinois-Chicago (11-19-05)
4, Marcus Slaughter vs. Ill.-Chicago (11-19-05)
4, Richie Williams at Alaska-Fairbanks (11-17-05)

TOP 3-POINT FG PERFORMANCES

4, John Sharper vs. Southern Miss. (11-20-05)
4, Brandon Heath vs. Illinois-Chicago (11-19-05)
3, Brandon Heath vs. Albany (11-26-05)
3, John Sharper vs. Albany (11-26-05)
3, Brandon Heath vs. Southern Miss. (11-20-05)
3, Brandon Heath vs. Alaska-Fairbanks (11-17-05)

TOP EFFICIENCY POINT PERFORMANCES

19, Marcus Slaughter vs. Albany (11-26-05)
18, Brandon Heath at Alaska-Fairbanks (11-17-05)
17, Trimaine Davis at Alaska-Fairbanks (11-17-05)
17, Marcus Slaughter at Alaska-Fair. (11-17-05)
16, Richie Williams vs. Albany (11-26-05)
16, Marcus Slaughter vs. So. Miss. (11-20-05)

TOP WIN SHARE PERFORMANCES

34.55, Marcus Slaughter at Alaska Fair. (11-17-05)
28.20, Mohamed Camara vs. Ill.-Chicago (11-19-05)
26.97, Brandon Heath at Alaska Fair. (11-17-05)

TOP PRA PERFORMANCES

33, Marcus Slaughter vs. Albany (11-26-05)
31, Brandon Heath at Alaka Fair. (11-17-05)
28, Marcus Slaughter at Alaka Fair. (11-17-05)
25, Marcus Slaughter vs. So. Miss. (11-20-05)
24, Branson Heath vs. Ill.-Chicago (11-19-05)
23, Brandon Heath vs. Albany (11-26-05)
20, Brandon Heath vs. So. Miss. (11-20-05)