

AZTEC FOOTBALL

SAN DIEGO STATE (6-2, 3-1 MWC)

S.4 Nicholls State	W	47 - 0
S.11 at New Mexico St.	W	41 - 21
S.18 at (rv/25) Missouri	L	24 - 27
S.25 Utah State [KGB-SS]	W	41 - 7
O.9 at Brigham Young*	L	21 - 24
O.16 (23/23) Air Force* [HC]	W	27 - 25
O.23 at New Mexico*	W	30 - 20
O.30 at Wyoming*	W	48 - 38
N.6 Colorado State*	The Mtn. HD	7 p.m. PT
N.13 at TCU*	VERSUS HD	3 p.m. CT
N.20 Utah* [KM-RJ]	The Mtn. HD	7 p.m. PT
N.27 UNLV*	The Mtn. HD	5 p.m. PT

* - Mountain West Conference game. KGB-SS - KGB SkyShow. HC - Homecoming. KM-RJ - Kirk Morrison Replica Jersey Giveaway

AZTEC COACHING STAFF

Coach	Title	Gameday Location
Brady Hoke	Head Coach/Def. Line	F
Al Borges	Offensive Coordinator	B
Rocky Long	Defensive Coordinator	F
Jeff Hecklinski	Asst. HC/RBs/Recruiting Coord.	B
Dan Ferrigno	Tight Ends/Special Teams	F
Darrell Funk	Offensive Line	F
LeCharls McDaniel	Wide Receivers	F
Brian Sipe	Quarterbacks	F
Mark Smith	Linebackers	F
Tony White	Cornerbacks	B
Aaron Wellman	Strength & Conditioning	F

B - Press Box; F - Field.

INSIDE

Category	Page
Media Policies	2
Team/Individual Highlights	3
Connections	6
Brady Hoke Bio	16
Roster	18
Student-Athlete Bios	20
Depth Chart.....	28
Statistics.....	34
Last Time It Happened	51

Hillman Closing in on 1K Rushing

Freshman Ronnie Hillman is currently 10th in the nation and first among freshman in rushing yards per game (111.63). Hillman has 893 yards on 157 carries (5.68 yards per rush) and needs just 107 yards to become the first Aztec to gain 1,000 yards in a season since Lynell Hamilton had 1,087 in 2003.

Among the Elite

The Aztecs are one of just 13 schools in the nation to rank in the top 40 in the four major statistical categories - scoring offense, scoring defense, total offense and total defense. Last season, SDSU wasn't ranked in the the top 70 in either of those categories.

Fast Start

San Diego State is off to its best start since 1996. The Aztecs have opened the season 6-2 five times since 1978 (when they joined the Western Athletic Conference (WAC)) and have won the ninth game on three of those occasions.

■ GAME INFORMATION

Colorado State (3-6; 2-3 Mountain West) at (rv/rv) San Diego State (6-2; 3-1 Mountain West)

HALL OF FAME WEEKEND

Date: Saturday, Nov. 6, 2010
Kickoff: 7 p.m. PT (announced)/7:06 p.m. PT (kickoff)
Location: San Diego, Calif. | **Stadium:** Qualcomm Stadium
Capacity: 54,000
Series: San Diego State leads, 16-13
Television: The Mtn. James Bates (play-by-play), Todd Christensen (analyst), Jenny Cavnar (sidelines), Jason Bott (producer)
Radio: AM 600 KOGO. Ted Leitner (play-by-play), Chris Ello (analyst) and Mike Costa (sidelines)
Internet: Live stats, radio broadcast and SDSU postgame news conference available at GoAztecs.com.



COLORADO STATE
RAMS
 3-6; 2-3 Mountain West

Ranking (AP/Coaches): --/--
Coach: Steve Fairchild
Alma Mater: W. Washington '85
Career Record: 13-21/3rd
School Record: 13-21/3rd
vs. San Diego State: 1-1
SID: Zak Gilbert
Website: CSURams.com

Next Game: vs. BYU
 Nov. 13 | noon MT



SAN DIEGO STATE
AZTECS
 6-2; 3-1 Mountain West

Ranking (AP/Coaches): rv/rv
Coach: Brady Hoke
Alma Mater: Ball State '82
Career Record: 44-48/8th
School Record: 10-10/2nd
vs. Colorado State: 1-0
SIDs: Mike May/Peggy Curtin
Website: GoAztecs.com

Next Game: at TCU
 Nov. 13 | 3 p.m. CT

AZTECS CARRY THREE-GAME WINNING STREAK INTO SATURDAY NIGHT GAME VS. COLORADO ST.

Having won three consecutive games for the first time in eight years, having matched its best eight-game record in the last 33 seasons and posting its best record in 14 years, San Diego State (6-2, 3-1 MWC) opens a stretch of three of its final four regular-season contests at home when the Aztecs plays host to Colorado State (3-6, 2-3 MWC) on Saturday night at Qualcomm Stadium.

Game time is set for 7 p.m. PT and the contest will be televised in high definition by The Mtn. The game can be heard throughout Southern California on AM 600 KOGO.

Last Saturday, the Aztecs won their second consecutive road game and claimed their third road win of the season with a 48-38 victory at Wyoming. The performance earned a pair of San Diego State student-athletes Mountain West Conference Player-of-the-Week honors. Senior wide receiver DeMarco Sampson earned the offensive award after recording his third consecutive 100-yard receiving game with seven catches for 175 yards and two touchdowns. Senior punter Brian Stahovich was credited with one official punt on the day, but that was all he needed to earn MWC special teams honors. Stahovich broke the school record and recorded the longest punt in a FBS game this season with an 89-yard boot that did not yield a return.

The Aztec offense recorded 441 yards of total offense, with junior quarterback Ryan Lindley going 16-of-32 for a season-high 365 yards and three touchdowns. Senior wide receiver Vincent Brown added five catches for 144 yards and senior running back Brandon Sullivan had 15 rushing yards on six carries, but had three one-yard touchdown runs in the game.

On defense, the Aztecs had 10 tackles for loss, including five sacks, and added eight pass break-ups.

San Diego State owned a minus-2 turnover margin, had a punt blocked inside its own 15-yard line and gave up an onside kick to open the second half, but was still able to claim a 10-point win.

The victory allowed San Diego State to become bowl eligible for the first time since advancing to the Las Vegas Bowl in 1998. San Diego State remains one of the top statistical teams in the country, ranking among the top 40 nationally in scoring offense, scoring defense, total offense and total defense. SDSU is one of just 13 teams in the nation that are ranked among the top 40 in all four categories. The other 12 schools ranked in the top 40 in all four categories are ranked among the top 24 of this week's BCS poll.

For the second consecutive week, San Diego State received top 25 votes in both major polls. Last week, the Aztecs ended a 102-week drought, receiving a vote in at least one of the polls for the first time since 2004.

San Diego State and Colorado State will meet for the 30th time on Saturday, with the Aztecs owning a 16-13 series advantage. SDSU has won four of the last five meetings between the teams, including a 42-28 victory last season in Fort Collins, Colo.



Senior wide receiver DeMarco Sampson recorded his third consecutive 100-yard receiving game and the fifth of his career last Saturday at Wyoming.

continued on page 3

AZTEC MEDIA RELATIONS

Ph./Fax: 619-594-5547/619-582-6541
 Overnight Address:
 Aztec Athletics Center, Suite 3014
 5302 55th Street
 San Diego, CA 91982-4309

Mike May* Asst. AD/MRD
 E-mail: mmay@mail.sdsu.edu
 Cell: 619-957-8372

Peggy Curtin* Assistant MRD
 E-mail: mcurtin@mail.sdsu.edu
 Cell: 619-540-6146

Dave Kuhn Assistant MRD
 E-mail: dkuhn@mail.sdsu.edu

Jamie McConeghy Assistant MRD
 E-mail: jmcconeg@mail.sdsu.edu

Darin Wong Assistant MRD
 E-mail: dwong@mail.sdsu.edu

Andrea Rogers Adm. Assistant
 E-mail: arogers@mail.sdsu.edu
 * - primary football contacts

AZTEC WEEKLY LUNCHEON

Each Tuesday during the football season, SDSU holds a media luncheon in the football recruiting lounge of the Aztecs Athletic Center. The luncheon begins at **11:40 a.m.** with food being served, followed by coach Hoke addressing the media at **noon**. Select players follow. The news conference is carried live on the official athletic department website, GoAztecs.com.

MWC TELECONFERENCE

Weekly teleconferences featuring San Diego State coach Brady Hoke and the other eight Mountain West Conference head coaches are scheduled every Tuesday, beginning Aug. 31 through Nov. 23.

This service is for accredited members of the media only. For more information contact the SDSU or MWC media relations office.

WEEKLY SCHEDULE

9:00 a.m. Moderator opens call
 9:02 a.m. Kyle Whitingham, Utah
 9:12 a.m. Steve Fairchild, CSU
 9:22 a.m. Troy Calhoun, Air Force
 9:32 a.m. Brady Hoke, SDSU
 9:42 a.m. Gary Patterson, TCU
 9:52 a.m. Dave Christensen, UW
 10:02 a.m. Bronco Mendenhall, BYU
 10:12 a.m. Mike Locksley, UNM
 10:22 a.m. Bobby Hauck, UNLV

MEDIA OPPORTUNITIES

WEEKLY MEDIA SCHEDULE (as of Monday, Nov. 1)

All practices are closed to both the public and the media with the lone exception being the first half hour of Tuesday's workout (media only). Members of the media planning to attend Tuesday's practice will need to call the media relations office to be placed on a list to gain access to the practice fields.

Post-practice interview requests should be submitted to the San Diego State media relations office no later than 10 a.m. on the day of the potential interview. Other interview requests must be made at least 24 hours in advance.

Red indicates a show that Brady Hoke and/or SDSU football players appear on. Green indicates media opportunity for television network broadcasting Saturday game. * - indicates event is simulcast live on GoAztecs.com. ^-indicates quotes from event will be available on GoAztecs.com.

SUNDAY:

- ▶ 7 p.m. PT – Brady Hoke informal meeting with the media to review Saturday's game at a location TBD (RSVP with the SDSU media relations office by Sunday morning at 10 a.m. PT).
- ▶ SDSU highlights/postgame sound available on Dragonfly System. Contact the media relations office for details.
- ▶ Media outlets from outside the San Diego market who would like to speak to coach Hoke should submit their requests no later than 2 p.m. PT on Sunday, as Hoke will not be available, except briefly in person, after Monday.

MONDAY:

- ▶ NO PRACTICE. All SDSU student-athlete features should take place on this day. Outside of this window, student-athletes will only be available at Tuesday's news conference or briefly after Tuesday's practice.
- ▶ Evening – Aztecs Now posted on goaztecs.com.

TUESDAY: FINAL DAY OF STUDENT-ATHLETE AVAILABILITY FOR THE WEEK

- ▶ 9:32 a.m. – 9:42 a.m. PT – Brady Hoke on MWC conference call. Contact the SDSU media relations office for details. This is the best opportunity for out of town media to get interviews with Brady Hoke.
- ▶ ^*Noon PT – Brady Hoke weekly news conference (Aztec Athletics Center, 2nd floor recruiting lounge). Tuesday's news conference will preview the upcoming game.
- ▶ ^*12:20 p.m. PT – SDSU student-athlete news conference (Aztec Athletics Center, 2nd floor recruiting lounge).
- ▶ 3:45 p.m. PT – 4:15 p.m. PT – Media who cover SDSU athletics on a regular basis are allowed to attend and shoot the first 30 minutes of practice.
- ▶ TBD – Post-practice interviews (Aztec Athletics Center, 2nd floor recruiting lounge). Student-athletes available for a brief time after practice. Players who participated in the news conference are not available post-practice.
- ▶ San Diego State news conference available on Dragonfly System (contact SDSU media relations for details).

WEDNESDAY:

- ▶ TBD – Post-practice interviews (Aztec Athletics Center, 2nd floor recruiting lounge). Brady Hoke and assistant coaches available upon request after practice. Very limited availability for Coach Hoke due to his radio show.
- ▶ *7 p.m. – 8 p.m. PT – The Brady Hoke Show on AM 600 KOGO live from the Claim Jumper in La Mesa.

THURSDAY: FINAL DAY OF BRADY HOKE AVAILABILITY

- ▶ Noon PT – Conference call for TV crew producing Saturday's game, ROAD GAMES ONLY. Available only if requested in advance and must be setup by television crew.
- ▶ TBD – Post-practice interviews (Aztec Athletics Center, 2nd floor recruiting lounge). Brady Hoke and assistant coaches available upon request after practice.

FRIDAY: NO MEDIA AVAILABILITY

- ▶ Noon PT – TV crew producing Saturday's game, HOME GAMES ONLY. Available only if requested in advance and will be conducted in person, on campus.

SATURDAY:

- ▶ Postgame availability only. The SDSU locker room is closed at all times for both home and road games. For home games, all interviews will take place in the postgame interview room (top of Ramp A). For road games, interviews will take place at a designated area adjacent to the locker room. Please submit interview requests to a member of the SDSU media relations office by the mid-way point of the fourth quarter.

BRADY HOKE RADIO SHOW



For the second year in a row, the San Diego State athletic department and Claim Jumper have partnered up to host the "Aztec Coaches Show" with head coach Brady Hoke. The show, which will air Wednesdays from 7-8 p.m. on the home of Aztec athletics, AM 600 KOGO, will be held at the Claim Jumper restaurant in La Mesa's Grossmont Center. Chris Ello, one of the voices of the Aztecs and former letterwinner with the SDSU baseball team, will host the show, which can also be heard on www.GoAztecs.com.

AZTECS NOW ONLINE



Aztecs Now Online, a weekly show featuring San Diego State athletics, is set to premiere on Monday, Aug. 30. The show will be posted every Monday night during the season exclusively on GoAztecs.com.

Hosted by Mike Costa, the sideline reporter for SDSU football broadcasts, Aztecs Now Online will highlight head coach Brady Hoke, a football student-athlete and an Aztec Olympic sport.

Each episode will include a review of the previous week's game and a preview of the upcoming contest as well as an Olympic sport feature, which gives fans an in-depth look at one of SDSU's other 17 sports on campus.

TEAM QUICK NOTES

- ▶ At 6-2, San Diego State is off to its best start in 14 seasons (1996) and has matched its best start in the last 33 years (1977).
- ▶ San Diego State received votes in both major polls for the second consecutive week. Last week, the Aztecs snapped a streak of 102 consecutive weeks of polls in which they did not receive a vote. The Aztecs have nine points in the Associated Press poll, good for 31st position, and have four points in the *USA Today* Coaches' Poll, placing them in a tie for 32nd. Prior to last week, the last time the Aztecs received a vote in either poll was Sept. 12, 2004, when SDSU received a single point in the coaches' poll. The last time the Aztecs were ranked in the Associated Press poll was Nov. 7, 1995, when SDSU was ranked No. 25.
- ▶ With six victories already this season, San Diego State has surpassed its season win total from each of the last six seasons (2004 - 4 wins, 2005 - 5 wins, 2006 - 3 wins, 2007 - 4 wins, 2008 - 2 wins and 2009 - 4 wins) and matched or surpass its season win total from the last 11 campaigns. A win Saturday would give SDSU its highest season win total since going 7-5 in 1998.
- ▶ Entering this week, there are 34 FBS schools in the country with two losses or fewer (five undefeated teams, 12 one-loss teams and 17 two-loss teams). San Diego State is one of three Mountain West Conference teams with two losses or fewer (TCU (0), Utah (0) and San Diego State (2)).
- ▶ San Diego State continues to be among the elite teams in many statistical categories. The Aztecs are one of 13 schools in the nation that rank among the top 40 teams nationally in scoring offense, scoring defense, total offense and total defense. Of those 13 teams - 12 rank among the top 24 teams in the BCS standings this week (1. Oregon, 3. TCU, 4. Boise State, 5. Utah, 6. Alabama, 7. Nebraska, 9. Wisconsin, 11. Ohio State, 13. Stanford, 15. Arizona, 22. Virginia Tech and 24. Florida State). San Diego State is the only school in the country to rank among the top 40 teams in the four categories above and not appear in the national rankings.
- ▶ Looking for a quick barometer of how improved San Diego State is? The Sagarin Ratings, one of the components of the BCS formula, shows the dramatic improvement during the Brady Hoke era. In 2008, the year before Hoke's arrival, San Diego State finished 136th in the ratings (55.43). Last season, the Aztecs were 103rd in the final ratings (62.52). This season, SDSU is currently ranked 41st with a rating of 75.75.
- ▶ San Diego State's 6-2 start is impressive, but the Aztecs are not that far away from being perfect at this point in the season. San Diego State has suffered two, three-point road losses at undefeated Missouri (24-27) and at Brigham Young (21-24). Both games featured a very controversial call - or no call. At Missouri, San Diego State led, 24-20, in the final minute of the game when the Tigers completed a short pass that resulted in a 68-yard touchdown. Replays showed that an apparent block in the back at the line of scrimmage that sprang the play was not called. In the contest at Brigham Young, the Aztecs forced a third-quarter fumble that was not called despite video evidence to the contrary. The Cougars went onto score a touchdown on the drive.
- ▶ Of the 22 new coaches that took over FBS programs prior to the 2009 campaign, Brady Hoke ranks fourth when comparing his current record to that of the school's record two years before his arrival. Using games ahead and games back from baseball, Iowa State's Paul Rhodes is first at +8.0, followed by Syracuse's Doug Marrone +7.0, Washington's Steve Sarkisian +6.5, Hoke +6.0 and Army's Rich Ellerson +6.0. Hoke and SDSU has won all four games this season against second-year coaches, claiming wins over New Mexico St.'s DeWayne Walker, Utah St.'s Gary Andersen, New Mexico's Mike Locksley and Wyoming's Dave Christensen.
- ▶ **TOTAL OFFENSE:** San Diego State ranks 20th in the country in total offense (451.50) and 22nd in scoring offense (34.88)... The Aztecs have four 40-point games this season and have scored 21 or more points in nine consecutive games for the first time since a streak of 14 straight from Nov. 25, 1989 to Sept. 14,

MOUNTAIN WEST CONFERENCE

Rk.	Team	MWC	PF	PA	W-L	PF	PA
1.	TCU	5-0	189	16	9-0	367	78
	Utah	5-0	211	59	8-0	362	113
3.	SDSU	3-1	126	107	6-2	279	162
4.	Air Force	3-3	159	148	5-4	262	202
	BYU	2-2	66	107	3-5	128	216
6.	CSU	2-3	114	159	3-6	169	299
7.	UNLV	1-3	71	139	1-7	135	303
8.	New Mexico	0-4	58	169	0-8	109	347
9.	Wyoming	0-5	78	168	2-7	139	288

MWC Upcoming Games/Results













- ▶ **Saturday, October 30**
- *at Colorado State 38, New Mexico 14
- *Utah 28, at Air Force 23
- *at UNLV 6, TCU 48
- *SDSU 48, at New Mexico 38**
- ▶ **Saturday, November 6**
- Air Force at Army, 12 p.m. ET CBS C
- *UNLV at BYU, 12 p.m. MT The Mtn.
- *TCU at Utah, 1:30 p.m. MT CBS C
- *Wyoming at New Mexico, 4 p.m. MT The Mtn.
- *CSU at San Diego State, 7 p.m. PT The Mtn.**

SDSU Non-Conference Opponents

Team	Conf.	PF	PA	W-L	PF	PA
Nicholls State	1-3	75	126	2-6	154	289
New Mexico St.	1-3	53	156	2-6	116	295
Missouri	3-1	99	117	7-1	260	123
Utah State	0-4	73	172	2-6	122	228

- ▶ **Saturday, November 6**
- New Mexico State at Utah State, 12 p.m. PT
- Stephen F. Austin at Nicholls State, 2 p.m. PT
- Missouri at Texas Tech, 5 p.m. PT

2010 SCHEDULE/RESULTS

Date	Opponent	Site	TV	Result/Time	Series	Note
Sept. 4	 NICHOLLS STATE Colonels	San Diego, Calif. Qualcomm Stadium		W, 47-0	SDSU, 1-0	Aztecs' 1st 50 win since 2004 Widest margin of victory since '96
Sept. 11	 at New Mexico State Aggies	Las Cruces, N.M. Aggie Memorial Stadium	ESPN3.com/ 4SD	W, 41-21	SDSU, 8-1-1	Hillman rushes for 150 yds., 4 TD SD snap 14-game NC road L strk
Sept. 18	 at (-/25) Missouri Tigers	Columbia, Mo. Memorial Stadium	PPV	L, 24-27	Mizzou, 3-0	Hillman rushes for 228 yds., 2 TD MU GW TD with 51 seconds left
Sept. 25	 UTAH STATE Aggies	San Diego, Calif. Qualcomm Stadium		W, 41-7	SDSU, 10-1	V. Brown: 5 rec., 177 yds., 2 TDs Lindley: 17-of-24, 362 yds., 3 TDs
Oct. 9	 at Brigham Young Cougars	Provo, Utah LaVell Edwards Stadium	The Mtn./ 4SD	L, 24-21	BYU, 28-7-1	ToP: BYU 45:01, SDSU 14:59 Aztecs can't overcome 14-0 deficit
Oct. 16	 (23/23) AIR FORCE Falcons	San Diego, Calif. Qualcomm Stadium	CBS College	W, 27-25	AFA, 19-10	Hillman rushes for 191 yds., 2 TD SDSU: First ranked win since '96
Oct. 23	 at New Mexico Lobos	Albuquerque, N.M. University Stadium	The Mtn./ 4SD	W, 30-20	SDSU, 22-15	Aztec defense forces 8 3-&-outs Sampson: 7 rec., 127 yds., 2 TDs
Oct. 30	 at Wyoming Cowboys	Laramie, Wyo. War Memorial Stadium	The Mtn./ 4SD	W, 48-38	Wyo., 17-15	SDSU explodes for 21, 4th-qr. pts. Sampson: 7 rec., 175 yds., 2 TDs
Nov. 6	 COLORADO STATE Rams	San Diego, Calif. Qualcomm Stadium	The Mtn.	7 p.m. PT	SDSU, 16-13	SDSU is 4-1 in last 5 vs. CSU; Aztecs have 100 pts. in last 3 meetings
Nov. 13	 at TCU Horned Frogs	Fort Worth, Texas Amon G. Carter Stadium	VERSUS	3 p.m. CT	TCU, 5-0	Aztecs looking for 1st win vs. TCU; Teams did not meet prior to MWC
Nov. 20	 UTAH Utes	San Diego, Calif. Qualcomm Stadium	The Mtn.	7 p.m. PT	Utah, 16-12-1	Aztecs looking for 1st win over Utah at the Q since 2002
Nov. 27	 UNLV Rebels	San Diego, Calif. Qualcomm Stadium	The Mtn.	5 p.m. PT	SDSU, 7 11-8	SDSU 3-game series winning strk snapped in '09 at Vegas (24-28)

AZTECS vs. Colorado State

Colorado State (3-6; 2-3 MWC)

S.4	vs. Colorado	L	3	-24
S.11	at Nevada	L	6	-51
S.18	at Miami (OH)	L	10	-31
S.25	Idaho	W	36	-34
O.2	TCU*	L	0	-27
O.9	at Air Force*	L	27	-49
O.16	UNLV*	W	6	-30
O.23	at Utah*	L	6	-59
O.30	New Mexico*	W	38	-14
N.6	at San Diego State*			
N.13	BYU*			
N.20	at Wyoming*			

* - Mountain West Conference game.

STATISTICAL COMPARISON

San Diego State Averages & NCAA Rankings

Category	Avg.	NR	CR
Rushing Offense	168.38	44	4
Passing Offense	283.13	19	1
Total Offense	451.50	20	2
Scoring Offense	34.88	22	3
Rushing Defense	155.25	69	3
Pass Eff. Defense	101.73	7	2
Total Defense	341.25	40	3
Scoring Defense	20.25	34	3
Net Punting	39.35	18	1
Punt Returns	6.30	88	7
Kickoff Returns	21.38	69	9
Turnover Margin	.13	49	2
Pass Defense	186.00	22	5
Pass Efficiency	136.61	39	4
Sacks	2.00	56	3
Tackles for Loss	7.38	18	1
Sacks Allowed	5.00	7	2

Colorado State Averages & NCAA Rankings

Category	Avg.	NR	CR
Rushing Offense	131.22	89	6
Passing Offense	223.00	54	4
Total Offense	354.22	74	5
Scoring Offense	18.78	102	5
Rushing Defense	192.33	97	5
Pass Eff. Defense	168.97	118	9
Total Defense	418.00	93	6
Scoring Defense	33.22	101	7
Net Punting	35.84	69	4
Punt Returns	6.21	92	8
Kickoff Returns	25.52	15	2
Turnover Margin	-.89	111	8
Pass Defense	225.67	77	8
Pass Efficiency	132.59	54	5
Sacks	1.89	68	4
Tackles for Loss	5.78	63	4
Sacks Allowed	3.44	116	9

1991... The Aztecs have committed two turnovers or less in 14 of their last 16 games... San Diego State's 11 turnovers in 2010 are the 16th fewest in the country... The offense has committed just eight turnovers to date (SDSU has three turnovers on punt returns), meaning San Diego State has an offensive turnover once every 67.0 offensive plays... SDSU has lost four fumbles this season (three of which occurred on punt returns) which is 15th nationally... San Diego State has posted 440 or more yards of total offense in six of eight games this season and in seven of its last nine games dating back to last year (prior to this stretch, SDSU did it once in the previous 11 games)... San Diego State has scored a touchdown in the second quarter of nine consecutive games... San Diego State has 279 points this season, one shy of what the Aztecs had in all of 2009 (280) and more than what SDSU posted in all of 2006 (170) and 2008 (231)... San Diego State has scored a point in 11 consecutive quarters for the first time since a string of 11 consecutive quarters from Nov. 23, 2002 through Sept. 6, 2003.

► **OFFENSIVE RUSHING:** San Diego State ranks 44th nationally in rushing offense (168.38), 21st in rushing touchdowns (19) and 24th in rushing yards per carry (5.06)... San Diego State has already surpassed its team rushing total from the 2009 season (940) and 2008 season (878) with 1,347 in 2010... With 19 rushing touchdowns in eight games this season, the Aztecs have more rushing touchdowns than they did in the 24 games prior (includes every game from the 2008 and 2009 seasons)... Last season, the Aztecs rushed for eight touchdowns in 12 games... Against Brigham Young, San Diego State's streak of consecutive games with at least 100 yards rushing was snapped at five games (it was the longest streak since Nov. 25, 2006 through Sept. 22, 2007)... Freshman running back Ronnie Hillman needs 107 yards to become the first Aztec player to rush for 1,000 yards since Lynell Hamilton rushed for 1,087 yards in 2003... San Diego State is on pace to have its highest rushing yards per game since the 1999 team averaged 176.0.

► **OFFENSIVE PASSING:** San Diego State ranks 19th nationally in passing offense (283.13), first in yards per completion (14.96) and 44th in fewest interceptions (7)... San Diego State's 14.96 yards per completion leads the country among all schools with at least 120 pass attempts this season... The Aztecs have four, 300-yard passing games this season... SDSU has just seven interceptions in 2010 and has thrown more than one pick in a game only once this season (at Wyoming)... The Aztecs have 12 passing touchdowns in their last five games, including three passing TDs against Utah State, at Brigham Young and at Wyoming... Last week, SDSU had four pass plays of 47 or more yards... On the season, the Aztecs have 12 pass completions for 40 or more yards.

► **TOTAL DEFENSE:** San Diego State ranks 34th nationally in scoring defense (20.25), 40th in total defense (341.25), 30th in touchdowns allowed (20), 13th in three-and-outs per game (3.88), 18th in tackles for loss (7.38), 19th in yards allowed per play (4.62) and 21st in third-down conversion defense (34.11)... San Diego State has held two of its eight opponents to seven points or fewer this season equaling the total times that occurred in the previous 60 games... In 32 quarters this year, only six times has SDSU allowed multiple scores (first quarter at 25th-ranked Missouri, first quarter at Brigham Young, second and fourth quarters against Air Force and second and fourth quarters at Wyoming)... San Diego State's defensive numbers are a bit skewed due to the fact that the unit defended 177 plays in the Brigham Young and Air Force games (85 vs. Brigham Young and 92 vs. Air Force)... The best indication of how well they have played is the No. 19 national ranking in yards allowed per play (4.62).

► **DEFENSIVE RUSHING:** San Diego State is 69th nationally in rushing yards allowed (155.25) and 44th in yards per carry (3.89)... San Diego State had a streak of nine straight games without allowing a 100-yard rusher broken against Brigham Young... SDSU has allowed two 100-yard rushers this season (in 2008, the year before head coach Brady Hoke and defensive coordinator Rocky Long arrived at SDSU, the Aztecs allowed nine 100-yard rushers)... Of the 1,242 rushing yards allowed by San Diego State this season, 583 yards came in consecutive games against Brigham Young and Air Force... In the other six games this season, the Aztecs have allowed 109.8 rushing yards per game.

► **DEFENSIVE PASSING:** San Diego State is seventh in pass efficiency defense (101.73), fourth in opponent completion percentage (50.00), trailing only Nebraska (47.16), Virginia Tech (48.53) and TCU (49.55), 21st in touchdown passes allowed (9) and third in yards per attempt (5.47, trailing only TCU (4.87) and Nebraska (5.17))... The Aztecs have held their opponents to a 50 percent or less completion percentage in six of eight games this season... SDSU has an interception in six consecutive games (seven total) for the first time since doing so in 11 straight contests from Dec. 2, 2006 until Nov. 17, 2007... San Diego State has allowed just 831 yards passing in the last five games combined (166.2 yards per game)... The Aztecs have gone five consecutive games without allowing 200 passing yards for the first time since a five-game stretch from Sept. 13, 2008 until Oct. 18, 2008... The last time the Aztecs have done it in at least six consecutive games was Sept. 3, 1988 through Oct. 22, 1988 (six-game streak).

► **SPECIAL TEAMS:** San Diego State is second in the Mountain West Conference in kickoff coverage and has a league-best 23 kickoffs for touchbacks, courtesy of junior place-kicker Abel Perez... Senior punter Brian Stahovich continues to be one of the top punters in the country, leading the league with a 47.36 yards per punt average (second nationally) and helping San Diego State to a No. 18 national ranking in net punting... Perez has made 14-for-19 field goal attempts on the season (last year the Aztecs were 10-for-17 in FGA)... He has made five straight and seven of his last eight field goal attempts.

INDIVIDUAL QUICK NOTES



► Freshman **Ronnie Hillman** is currently 10th in the nation and first among the freshman class in rushing yards per game at 111.63. Despite already having a bye week, he is 15th nationally in rushing touchdowns (11). He already has a 200-yard rushing game and three 100-yard rushing games in eight career outings. His 228 rushing yards against Missouri were the most in the country that day and are the 11th-highest total in the country this season. His 93-yard rush against Missouri is the longest in the nation this season and his 75-yard scamper against the Tigers is the 26th-longest rush.



► Senior **Vincent Brown** has three 100-yard receiving games in his last five outings. In his last five games, Brown has 26 catches for 567 yards and three touchdowns. Brown has 16 career TD receptions and in the last five games has caught scoring strikes of 82, 65 and 36 yards. He has 2,480 career receiving yards which is eighth in school history and seventh among active FBS players. Brown has 10, 100-yard receiving games, which is eighth all-time at SDSU (J.R. Tolver - 13). He is tied for the MWC lead in receptions and is second in receiving yards (to teammate DeMarco Sampson). Brown has caught five or more passes in seven of the eight games this season and has at least three catches in all eight contests.



► Junior **Ryan Lindley** continues his steady play through eight games. The quarterback has 12 TD passes in his last five games and SDSU leads the country in passing yards per completion (15.84). He has thrown seven interceptions through the first eight games. Last season, Lindley had 10 interceptions through the first eight games and ended the season with 16 picks. The junior already has four, 300-yard passing games in 2010 and owns 10 for his career, which is fourth in the SDSU record book, trailing only Todd Santos, Dan McGwire and Billy Blanton. Lindley is seventh among current FBS players in career passing yards/g (256.8).



► Senior **DeMarco Sampson** is first in the MWC in receiving yards per game (103.50, eighth nationally) and is tied for the MWC lead in receptions (5.12). He has at least 100 yards receiving in three straight games (19th occurrence in school history), four times this season and five times in his career. At Wyoming, he caught seven passes for 175 yards and two touchdowns. In his last three games, he has 18 catches for 408 yards and four touchdowns. Against Brigham Young, he joined the century club by clearing 100 career catches. He has caught at least one pass in 22 straight games (longest streak on the team). Has four receptions of 50 or more yards this season.



► Junior place-kicker **Abel Perez** continues his impressive debut season on the Mesa. Perez recorded six touchbacks at Wyoming, upping his season total to 23. That is 21 more than San Diego State had in all of 2009 and the most in the MWC this season. Perez is the main reason San Diego State is second in the MWC in kickoff coverage at 46.5 net yards. Last season, the Aztecs ranked seventh in the league at 38.4 net yards (8.1 yards less than this season). In addition, Perez has made 14 of his 19 field-goal attempts and is 13-for-14 this season on attempts of 36 yards or less.



► Senior Aztec backer **Andrew Preston** may be playing the best football of his career. In consecutive games, the senior posted 10 tackles against Air Force, recorded seven stops against New Mexico and picked off his first career pass last Saturday at Wyoming. Preston returned the interception 29 yards, giving SDSU the ball inside the Cowboy five-yard line. He leads the team with 42 tackles this season and now has 242 stops in his career. Of his 42 tackles this season, 27 are of the solo variety.



► One week after junior linebacker **Miles Burris** tied a season-high with a team-best eight tackles, including six solo stops at New Mexico, he followed that up with four solo stops and a sack at Wyoming. Burris now has five sacks in his last five games. The junior is second on the team with 40 stops this season, with team-highs in sacks (5.0) and tackles for loss (9.0). Burris also has two forced fumbles this season. He has 27 tackles on running plays, second on the squad (Marcus Yarbrough - 31).



► Senior cornerback **Jose Perez** had another pass break up last Saturday and now has seven PBUs in his last three games. He has a team-high nine PBUs on the season, which leads the Mountain West Conference (teammate Leon McFadden is second). The senior now has at least one PBU in five of the last six games and is a major reason why the Aztec defense is seventh nationally in pass efficiency defense.



► Junior punter **Brian Stahovich** leads the Mountain West Conference and ranks second nationally in punt average at 47.4 yards. The 47.4 average is on pace to break the single-season school record, currently held by Noel Prefontaine (46.54, 1996). Of his 36 punts, 15 have traveled at least 50 yards and 13 have been downed inside the opponent's 20-yard-line. He has six punts this season that have netted at least 50 yards and has 40 career punts that have traveled 50 or more yards. Last week, he broke the school record and posted the longest punt in FBS play this season, with an 89-yard punt that was not returned and downed at the Wyoming five-yard line. He earned MWC special teams player of the week honors on Monday.

SAN DIEGO STATE RANKINGS

Category	Pct./No.	MWC	NCAA
Rushing Offense	168.38	4	44
Passing Offense	283.13	1	19
Total Offense	451.50	2	20
Scoring Offense	34.88	3	22
Rushing Defense	155.25	3	69
Pass Defense	186.00	5	22
Total Defense	341.25	3	40
Scoring Defense	20.25	3	34
Net Punting	39.35	1	18
Punt Returns	6.30	7	88
Kickoff Returns	21.38	9	69
Turnover Margin	+0.13	2	49
Fumbles Recovered	5	--	T-71
Passes Intercepted	7	--	T-62
Fumbles Lost	4	--	T-15
Passes Had Intercepted	7	--	T-44
Turnovers Gained	12	--	T-80
Turnovers Lost	11	--	T-16
Passing Efficiency	136.61	4	39
Passing Efficiency Defense	101.73	2	7
Fewest Penalties Per Game	6.38	--	T-72
Fewest Yards Penalized	59.25	7	T-80
Punt Return Yardage Def.	8.28	--	53
Kickoff Return Yardage Def.	23.83	7	98
Sacks	2.00	3	56
Tackles for Loss	7.38	1	18
Sacks Allowed	0.50	2	7
Tackles for Loss Allowed	4.13	--	T-11
3rd Down Conversion Pct.	45.30	4	31
4th Down Conversion Pct.	57.1	3	T-47
3rd Down Defense	34.11	3	21
4th Down Defense	50.0	3	T-49
Time of Possession	28:11	--	102
First Downs	153	4	T-68
Opponent First Downs	158	5	72
Field Goal Percentage	73.7	8	--
Red Zone Offense	86.0	4	T-39
Red Zone Defense	86.0	7	T-82
PAT Kicking	97.1	3	--

INDIVIDUAL NATIONAL RANKINGS

Punting	2. Brian Stahovich	47.36
Field Goals	T-8. Abel Perez	1.75
Receiving Yards Per Game	8. DeMarco Sampson	103.50
	17. Vincent Brown	90.25
Rushing	10. Ronnie Hillman	111.63
Scoring	T-21. Abel Perez	9.25
	T-42. Ronnie Hillman	8.25
Total Offense	20. Ryan Lindley	282.38
Interceptions Per Game	T-28. Leon McFadden	0.38
Kickoff Returns	47. Brandon Davis	25.08
Passing Efficiency	36. Ryan Lindley	138.46
Punt Returns	53. Larry Parker	6.73
Receptions Per Game	T-55. Vincent Brown	5.12
	T-55. DeMarco Sampson	5.12
All-Purpose Yardage	61. Ronnie Hillman	114.88
	85. DeMarco Sampson	104.62
Tackles For Loss	T-88. Miles Burris	1.00

GDSU CAREER VS. CSU

Rushing	Att.	Yds.	Avg.	TD
Sullivan	28	86	3.1	0
Stahovich	1	21	21.0	0
Kazee	5	11	2.2	0
D. Brown	3	7	2.3	0
V. Brown	2	-1	-0.5	0
Lindley	2	-13	-6.5	0

Passing	A-C-I	Yds.	TD	Eff.
Lindley	76-53-1	625	7	166.6

Receiving	No.	Yds.	YPC	TD
Sampson	17	273	16.1	3
V. Brown	14	101	7.2	1
Sullivan	4	18	4.5	0
Sandifer	3	48	16.0	1
Umuolo	2	69	34.5	1
D. Brown	1	9	9.0	0
Kazee	1	9	9.0	0

Defense	S-A-T	Other
Preston	8-7-15	0.5 TFL, 1 PBU
Williams	5-6-11	0.5 TFL
Yarbrough	4-2-6	
Lewis	4-1-5	
Long	4-1-5	1 TFL
Ketchum	3-1-4	
Burris	2-2-4	0.5 TFL
Hemmings	2-0-2	
McFadden	1-1-2	
Parker	1-1-2	
Wade	1-0-1	
Lawson	0-1-1	

Punting	No.	Yds.	Avg.	Long
Stahovich	6	221	36.8	54

SDSU-CSU: THE SERIES

- ▶ Saturday is the 30th meeting between the schools, with San Diego State owning a 16-13 advantage.
- ▶ The Aztecs have won four of the last five meetings, including a 42-28 decision last season in Fort Collins.
- ▶ San Diego State is 8-7 against Colorado State in San Diego, but the Rams have won on six of their last seven series visits to "America's Finest City." The lone exception was SDSU's 17-6 win in 2006.
- ▶ The road team has won three straight games in the series and is 5-1 in the last six games in the series.
- ▶ The teams first met on Nov. 4, 1978, a 34-31 Aztec victory at San Diego Stadium. The teams have met every year since, with the exception of 1989, 1990 and 1998.
- ▶ San Diego State has committed just four turnovers in the last five meetings with Colorado State, including a turnover-free game last season.
- ▶ The Aztec defense has allowed 21 points or less in five of the last seven meetings with the Rams.
- ▶ **SERIES TIDBITS:** This is the first time the teams have met in November since 2005... The winning team has overcome a deficit in each of the last three seasons, including SDSU overcoming a 14-point deficit last year... In the last five meetings, San Diego State has thrown a total of one interception (Colorado State has seven during that same span)... SDSU quarterback Ryan Lindley has seven touchdown passes in 76 career attempts against Colorado State... DeMarco Sampson has 17 catches for 273 yards and three touchdowns in his career against the Rams... Of his 273 receiving yards, 257 came in last season's meeting.
- ▶ *Current Aztec career stats against Colorado State can be found in the left column, page 6.*

AZTEC-RAM CONNECTIONS

- ▶ SDSU offensive line coach Darrell Funk is a Fort Collins, Colo., native and played for Colorado State from 1983-86. He returned to coach at his alma mater from 2003-07. In 2003, he served as the special teams and tight ends coach and from 2004-07, he was the o-line coach.
- ▶ Colorado State head coach Steve Fairchild served as the tight ends coach and recruiting coordinator at San Diego State in 1986, before returning to the Aztec staff as the quarterbacks coach from 1990-92. During his time on The Mesa, the Scarlet and Black made two bowl appearances.
- ▶ CSU running backs coach Anthony Hill is a native of San Diego and graduated from University City High School. Hill previously served as an assistant coach at his alma mater, as well as La Jolla HS, San Diego HS and Southwestern College.
- ▶ San Diego State director of operations Bob Lopez and Colorado State defensive coordinator Larry Kerr were both a part of the Northern Arizona staff from 1990-91. Lopez and Kerr were later reunited at UCLA (2003-05) where they helped lead the Bruins to the 2005 Sun Bowl.
- ▶ Four current San Diego State players call Colorado home, including two starters and a prominent back-up. Sophomore left guard Alec Johnson (Denver/J.K. Mullen High) and senior Aztec back Andrew Preston (Centennial, Colo./Arapahoe High) both start for SDSU, while senior defensive end B.J. Williams (Aurora, Colo./Eaglecrest High) will see plenty of time on the defensive line. Sophomore Jimmy Miller (Denver, Colo./J.K. Mullen High) is the backup at right guard and played in the opening game of the season against Nicholls State.
- ▶ CSU has several San Diego products on their roster. Long snapper Scott Albritton (Clairemont HS), quarterback Pete Thomas (Valhalla HS), tight end Cameron Moss (Steele Canyon HS), Brett Etherton (Grossmont HS), and defensive back Ivory Herd (Rancho Buena Vista HS) all hail from the San Diego area.

HIGH SCHOOL CONNECTIONS

San Diego State	Hometown (High School)	Colorado State
Alec Johnson, So., OL	Mullen HS (Denver, Colo.)	Ricky Brewer, So., LB
Jimmy Miller, So., OL		
Marcus Andrews, Fr., DB	Crenshaw HS (Los Angeles, Calif.)	Raymond Carter, Jr., RB
		Elijah-Blu Smith, So., DB
Andrew Preston, Sr., DB	Arapahoe HS (Littleton, Colo.)	Matt Weems, Fr., WR

THE SERIES

San Diego State leads, 16-13			
Qualcomm/Jack Murphy/SD: 8-7			
MWC Era: 6-5, WAC Era: 10-8			
Longest SDSU Win Streak: 4 (1984-87)			
Longest CSU Win Streak: 4 (1994-97)			
Date	Location (Opp. NR)		Score
Western Athletic Conference Era			
N.4.78	H-San Diego Stadium (HC)	W	34-31
O.20.79	A-Hughes Stadium	L	3-37
O.18.80	H-Jack Murphy Stadium	L	7-26
S.12.81	A-Hughes Stadium	W	30-14
N.20.82	H-Jack Murphy Stadium	W	38-10
O.15.83	A-Hughes Stadium	L	15-17
O.20.84	H-Jack Murphy Stadium (HC)	W	41-24
S.28.85	H-Jack Murphy Stadium	W	48-23
N.1.86	A-Hughes Stadium (25)	W	27-26
N.14.87	H-Jack Murphy Stadium	W	26-12
O.22.88	A-Hughes Stadium	L	7-13
N.9.91	H-Jack Murphy Stadium	W	42-32
O.31.92	A-Hughes Stadium	W	20-13
O.16.93	H-Jack Murphy Stadium	W	30-3
S.24.94	A-Hughes Stadium	L	17-19
N.26.95	H-Jack Murphy Stadium	L	13-24
O.26.96	A-Hughes Stadium	L	18-27
N.22.97	H-Qualcomm Stadium	L	17-38
Mountain West Conference Era			
O.16.99	A-Hughes Stadium	W	17-10
O.28.00	H-Qualcomm Stadium (24)	L	22-34
S.22.01	A-Hughes Stadium	W	14-7
N.15.02	H-Qualcomm Stadium (21)	L	21-49
N.15.03	A-Hughes Stadium	L	6-21
O.16.04	H-Qualcomm Stadium	L	17-21
N.12.05	A-Hughes Stadium	W	30-10
D.2.06	H-Qualcomm Stadium	W	17-6
O.6.07	A-Hughes Stadium	W	24-20
O.25.08	H-Qualcomm Stadium	L	34-38
O.24.09	A-Hughes Stadium	W	42-28
CSU national ranking to right of location.			

SAN DIEGO STATE-CSU: RECENT MEETINGS

▶ **LAST MEETING:**

San Diego State 42, Colorado State 28 | Oct. 24, 2009 | Hughes Stadium | Fort Collins, Calif.



SAN DIEGO STATE-CSU

Oct. 24, 2009 | Hughes Stadium | Fort Collins, Colo.

Attendance: 20,631 | Weather: 64 degrees; wind: north at 19 mph

	1	2	3	4	-	Total
San Diego State	0	7	20	15	-	42
Colorado State	14	7	7	0	-	28

Scoring Summary

- CSU** – Masure 6-yd run (Deline kick) – 8 plays, 33 yards, 4:02 (6:24, 1st)
- CSU** – Liggett 40-yd pass from Stucker (Deline kick) – 4 plays, 56 yards, 2:00 (3:48, 1st)
- SD** – Sampson 5-yd pass from Lindley (Yoshida kick) – 14 plays, 79 yards, 6:31 (12:12, 2nd)
- CSU** – Morton 19-yd run (Deline kick) – 8 plays, 80 yards, 4:39 (1:25, 2nd)
- SD** – Sandifer 33-yd pass from Lindley (Yoshida kick) – 11 plays, 80 yards, 5:01 (9:59, 3rd)
- SD** – Sampson 33-yd pass from Lindley (Yoshida kick) – 1 play, 33 yards, 0:07 (8:57, 3rd)
- CSU** – Pauga 23-yd pass from Masure (Deline kick) – 6 plays, 71 yards, 4:39 (1:58, 3rd)
- SD** – King 3-yd pass from Lindley (Yoshida kick blocked) – 13 plays, 85 yards, 6:44 (0:00, 3rd)
- SD** – Sampson 38-yd pass from Lindley (Sandifer pass from Lindley) – 7 plays, 84 yards, 3:20 (9:29, 4th)
- SD** – Umuolo 60-yd pass from Lindley (Yoshida kick) – 7 plays, 84 yards, 4:15 (3:07, 4th)

Team Stats

	San Diego State	Colorado State
First Downs	25	20
Rushes-Yards	32-72	28-151
Passing Yards	459	205
C-A-I	29-43-0	14-28-2
Total Offense	531	356
Fumbles-Lost	2-0	1-0
Penalties-Yards	8-58	4-29
Possession Time	35:18	24:37
Turnovers	0	2
Average Field Pos.	SDSU 25	CSU 30

INDIVIDUAL STATS

Rushing (Att.-Yards-TDs): SDSU: Sullivan 22-65; Kazee 5-11; D. Brown 3-7; V. Brown 1-(-2); Lindley 1-(-9). CSU: Masure 20-130-1; Morton 2-18-1; Borcky 1-2; Stucker 5-1.

Passing (Att.-Comp.-Int., Yards, TDs): SDSU: Lindley 43-29-0, 459, 6. CSU: Stucker 37-13-2, 182, 1; Masure 1-1-0, 23, 1.

Receiving (No.-Yards-TDs): SDSU: Sampson 15-257-3; Wallace 5-70; Sandifer 3-48-1; Sullivan 2-3; Umuolo 1-60-1; D. Brown 1-9; Kazee 1-9; King 1-3-1. CSU: Greer 6-93; Pauga 3-40-1; Liggett 1-40-1; Borcky 1-16; Pietz 1-7; Masure 1-5; Morton 1-4.

logged his third touchdown reception, this one for 38 yards, and the 38-35 lead. Lindley later hooked up with tight end Alston Umuolo for a 60-yard TD reception to clinch the game and the 42-28 victory.

San Diego State posted a season-high 531 yards of total offense and did not commit a turnover for the first time in 2009. After giving up 229 yards and 21 points in the first half, the Aztec defense held the Rams to only 127 yards and seven points after the break.

▶ **LAST MEETING IN SAN DIEGO, LAST CSU SERIES WIN:**

Colorado State 38, San Diego State 34 | Oct. 26, 2008 | Qualcomm Stadium

SAN DIEGO – In a back and forth battle that saw four ties, it was Colorado State who was able to take the lead late in the game and hold off the Aztecs, 38-34, at Qualcomm Stadium.

San Diego State recorded a season-best 226 rushing yards, but lost the battle in total offense (507-392). Junior Atiyyah Henderson led the Scarlet and Black with a career-high 177 yards on 25 carries.

After going three and out on its first drive, SDSU appeared to be in the same situation during its next possession, but freshman Brian Stahovich pulled off a fake punt and ran 21 yards for the first down. The

FORT COLLINS, Colo. – San Diego State put up 35 points in the second half, scoring touchdowns on five consecutive drives to erase a 14-point deficit and win its first road game since 2007, by defeating host Colorado State, 42-28, at Hughes Stadium.

The Aztecs put on an offensive show, as quarterback Ryan Lindley completed 29 of his 43 pass attempts for 459 yards and a conference-record six touchdowns. Senior wideout DeMarco Sampson caught three of those six TDs, ending with 15 receptions for 257 yards, as he more than made up for the loss of leading receiver Vincent Brown, who left the game in the first half due to injury.

With a strong gust of wind in its face, the SDSU offense did not provide any glimpse into what was to come in the first quarter, as it stalled on its first two possessions and accounted for minus-10 yards.

Colorado State was the exact opposite, relying on the run game and a nifty one-handed, 40-yard TD catch to take a quick 14-0 lead just over 11 minutes into the contest.

The Aztecs finally got into an offensive rhythm on its third possession, driving 79 yards on 14 plays, capped by a seven-yard TD strike from Lindley to Sampson.

SDSU was in position to cut the deficit down to only four, but Lane Yoshida's 32-yard field goal missed wide left and Colorado State answered with an 80-yard touchdown drive to take a 21-7 advantage into the locker room.

While the Rams may have held the momentum going into the break, the Aztecs quickly made moves to shift it in their direction. Just over six minutes into the third quarter, SDSU had already tied the score at 21-21 on a pair of 33-yard touchdown passes with the latter one set up by a 29-yard interception return by Nick Sandford.

Colorado State would not allow SDSU to earn its first lead of the afternoon, however, as the Rams notched a touchdown of their own at the 6:52 mark to once again jump ahead, 28-21.

The CSU defense was unable to stop the Aztec pass attack as Lindley found freshman Preston King for a three-yard TD catch. The ensuing extra-point was blocked though, and the visitors still trailed by one at 27-28 heading into the fourth quarter.

After the Rams were forced to punt, Lindley took SDSU down the field for what would turn out to be the game-winning drive, as Sampson

SDSU PRESEASON ACCOLADES

NATIONAL RANKINGS

- No. 77 - Yahoo! Sports
- No. 79 - Lindy's
- No. 86 - Athlon Sports
- No. 91 - Sporting News
- No. 91 - The Kickoff College Football 2010

CONFERENCE RANKINGS

- No. 5 - Lindy's
- No. 5 - Phil Steele's College Football Preview
- No. 6 - Blue Ribbon College Football Yearbook
- No. 6 - Athlon Sports
- No. 6 - Yahoo! Sports
- No. 6 - The Kickoff College Football 2010
- No. 8 - Sporting News College Football

VINCENT BROWN

- * Biletnikoff Award Watch List
- * HM All-American - College Fball Insiders
- * Preseason all-Mountain West Conference first team - Athlon Sports, Blue Ribbon, Lindy's, MWC, Phil Steele Magazine, Sporting News, Yahoo! Sports
- * Sixth-best wide receiver in the country - Lindy's
- * 10th-best WR - Phil Steele's College Fball Preview
- * "Most Dangerous Deep Threat" in the MWC - Lindy's

MILES BURRIS

- * Preseason all-Mountain West Conference second team - Phil Steele Magazine
- * 40th-best ILB - Phil Steele's College Fball Preview

TRASK IOSEFA

- * Rimington Trophy Watch List
- * Preseason all-MWC second team - Lindy's
- * Preseason all-MWC third team - Phil Steele Magazine
- * 28th-best center - Phil Steele's Coll. Fball Preview

ERNIE LAWSON

- * Preseason all-MWC fourth team - Phil Steele Magazine

RYAN LINDLEY

- * Preseason all-Mountain West Conference second team - Phil Steele Magazine
- * Mountain West Offensive Player of the Year - Lindy's
- * "Best Passing Quarterback" in the MWC - Sporting News
- * "Strongest Arm" in the MWC - Lindy's
- * 38th-best QB - Phil Steele's College Fball Preview

ANDREW PRESTON

- * Preseason all-MWC third team - Phil Steele Magazine

DEMARCO SAMPSON

- * Preseason all-Mountain West Conference second team - Phil Steele Magazine
- * "Best Hands" in the MWC - Lindy's
- * 62nd-best WR - Phil Steele's College Fball Preview

BRIAN STAHOVICH

- * Preseason all-Mountain West Conference first team - Athlon Sports, Blue Ribbon, Lindy's, MWC Phil Steele Magazine, Sporting News

ALSTON UMUOLO

- * John Mackey Award Watch List
- * Preseason all-Mountain West Conference first team - Athlon Sports, MWC, Phil Steele Magazine
- * Preseason all-MWC second team - Lindy's
- * 15th-best TE - Phil Steele's College Fball Preview

B.J. WILLIAMS

- * Preseason all-MWC third team - Phil Steele Magazine

SDSU SITUATIONAL RECORD

Category	2010	Hoke Era
Overall Record	6-2	10-10
Scoring - first to score	4-0	5-1
Leading - after 1 qtr.....	4-0	5-3
Leading - at halftime	6-0	9-2
Leading - after 3 qtr.....	6-0	8-2
OFFENSE		
Scoring - 30 or more pts.....	5-0	8-0
Scoring - 24 or more pts.....	6-1	9-4
Total Offense - 500+ yds	3-0	4-0
Total Offense - 400+ yds	5-1	7-2
Passing - 300+ yds	4-0	5-2
Rushing - 200+ yds.....	4-1	4-1
First Downs - 20+	4-0	6-3
3rd Down Conv. - 50 pct.+	2-0	4-2
Turnovers - 2 or fewer.....	6-2	10-7
Field Position - 30 or better.....	5-0	8-1
Field Position - 25 or better.....	6-1	10-5
Play Call - 50 pct.+ rushing.....	5-0	7-1
DEFENSE		
Allowing 24 pts. or less	4-1	7-1
Allowing 17 points or less	2-0	3-0
Total Offense - <=300 yds.	2-0	4-1
Passing - <= 150 yds.....	2-1	3-2
Rushing - <= 100 yds.....	1-1	2-1
First Downs - <= 15	2-0	3-1
3rd Down Conv. - <= 33 pct.	4-1	6-1
Turnovers - forced 3 or more....	0-1	2-2
Field Position - <=25	2-0	3-0
Field Position - <=20	0-0	0-0
Defense Scores Points	0-0	2-1
COMPARISON		
SDSU more Rushing Yards	4-1	6-1
SDSU more Return Yards.....	3-1	3-3
SDSU fewer Turnovers	1-2	4-2
SDSU more Time of Poss.	3-1	5-1
SDSU more 1st D. and ToP	3-0	5-0
SDSU better Avg. Field Pos.....	5-1	8-1
SDSU adv. in TO and AFP.....	1-1	3-1
SDSU Special Teams Score	0-0	0-0
INDIVIDUAL		
Rusher - 100+ Yards.....	2-1	4-3
Passer - 300+ Yards	4-0	5-1
Receiver - 100+ Yards	5-1	7-6
100+ Rusher, 300+ Passer.....	2-0	2-1

Aztecs capitalized on their second chance as Henderson eventually reached the end zone on a 1-yard rush.

Colorado State got on the board before the end of the first 15 minutes of play when Jason Smith converted a 43-yard field goal attempt, but junior Lane Yoshida responded with a field goal of his own from the same distance, giving the Scarlet and Black a 10-7 lead early in the second period.

Just under five minutes later, the Rams recorded their first TD of the evening to tie the game, but the Aztecs responded once again, this time with a 10-yard touchdown pass from redshirt freshman Ryan Lindley to sophomore Vincent Brown.

CSU evened the playing field (17-17) in the third frame when Dion Morton ran 12 yards for the score at the 12:37 mark. It didn't take long for SDSU to regain the lead, however, as junior Davion Mauldin tallied his first career touchdown on a 93-yard kickoff return. The return was the eighth-longest in school history and the longest overall since 1997.

The Rams then took their first lead of the night after Morton and Kory Sperry notched their second TDs of the game, but the Aztecs would not be outdone as Henderson tied it up at 31 with a 72-yard touchdown run with 1:03 remaining in the quarter.

CSU went ahead 38-31 early in the final period before SDSU closed the gap to four on a 33-yard FG by Yoshida. After getting a key defensive stop, the Scarlet and Black was primed to complete a come-from-behind victory as Lindley found Campbell down the field to get to the Rams' 41-yard line, but the Aztecs' run was stopped short on the following play when Jake Galusha picked off Lindley's pass to secure the win for Colorado State.

Lindley finished the evening with 166 yards, one touchdown and one interception on a 24-for-33 effort. For the Rams, Gartrell Johnson compiled 130 yards on 26 carries, while Billy Farris threw for 296 yards and three TDs, all of which went to Sperry.

► 2007 MEETING:

San Diego State 24, Colorado State 20 | Oct. 6, 2007 | Hughes Stadium

FORT COLLINS, Colo. – Aztec quarterback Kevin O'Connell rushed for a career-high three touchdowns to lead San Diego State to a 24-20, come-from-behind victory at Colorado State, marking the first time that SDSU has opened Mountain West Conference play with a win since the 2002 campaign.

San Diego State had the slight advantage in total offense (378-321), and also had a positive turnover margin for the third consecutive game this season.

The Aztecs came out firing as they put together a 12 play, 80-yard opening drive that ended in O'Connell's one-yard run for a touchdown. CSU responded by moving to the SDSU 24-yard line late in the first quarter, but quarterback Caleb Hanie's pass was intercepted in the end zone by Aaron Moore, who recorded his second pick in as many games.

After the initial touchdown by San Diego State, the two teams were stalemated on offense, as neither squad scored for the remainder of the half, giving the Aztecs the 7-0 lead heading into intermission.

The Rams took control after the break, however, as they scored on three of their four drives in the third quarter. CSU took advantage of good field position starting at the Aztec 25-yard line to get on the board with a 39-yard Jason Smith field goal. The Rams then took the lead during their next drive on Hanie's 1-yard sneak.

The Aztecs came right back to tie the game at 10-10, when a 46-yard pass play from Darren Mougey to Vincent Brown set up a 33-yard field goal by Garrett Palmer. Another Smith field goal from 20-yards out, however, gave CSU the 13-10 advantage heading into the final 15 minutes of play.

SDSU started off the fourth quarter by regaining the lead on O'Connell's 16-yard run for a score. After the Aztec defense stopped the Rams on their next two drives, CSU took a late 20-17 lead on a 40-yard touchdown reception by Damon Morton at the 2:29 mark.

San Diego State then staged its comeback as O'Connell scrambled to avoid an all out CSU blitz, finding Brett Swain on a 57-yard pass play on a critical third down play at the SDSU 20-yard line. Four plays later, O'Connell found the end zone for the third time, scoring with 43 seconds remaining to claim a 24-20 Aztec victory.

O'Connell finished the afternoon with 225 yards of total offense, while Swain had another big day, catching four passes for 111 yards. Hanie led Colorado State as he completed 14 of his 26 pass attempts for 188 yards and accounted for two touchdowns, while Kyle Bell led all rushers with 76 yards.

► 2006 MEETING IN SAN DIEGO:

San Diego State 17, Colorado State 6 | Dec. 2, 2006 | Qualcomm Stadium

SAN DIEGO - San Diego State ended its season on a high-note, sending out its 18 seniors as winners with a 17-6 victory over visiting Colorado State. The Aztecs claimed back-to-back wins over the Rams for just the first time since 1992-93.

SDSU quarterback Kevin O'Connell threw for only 51 yards, but ran 12 times for 68 yards, including a touchdown, to propel the Aztecs to a victory in their final conference game for the sixth straight year.

After a scoreless first quarter, San Diego State struck first on Atiyah Henderson's first touchdown of the year, a three-yard run at the 14:34 mark of the second quarter.

Colorado State twice moved deep into Aztec territory in the first half, getting to the 29 yard-line on its opening drive and then advancing to the 22-yard line on its final possession before the break. On both occasions, the SDSU defense held strong, turning back the visitors on downs in the first instance and then taking over on an interception by cornerback Donny Baker on the next.

The Rams finally got on the board to open the second half on a 27-yard Jason Smith field goal. The Aztecs matched that effort on a 23-yarder by Garrett Palmer, which was set up by a blocked punt by Freddy Dunkle at the CSU 23-yard line.

Smith helped Colorado State close the gap to four points at 10-6 with 11:24 left to play. SDSU found the end zone for the second time on the night almost four minutes later as a 14-yard O'Connell scamper

capped a 10-play, 77-yard drive, which put the Aztecs up 17-6.

The Rams got into San Diego State territory twice more, but gave the ball up on downs and then ran out of time on its final drive, as the Aztecs came away with the victory.

SDSU senior linebacker Joe Martin (defense) and Dunkle (special teams) would both earn MWC player-of-the-week honors. Martin ended his career with 14 tackles, while Dunkle was honored for his first career blocked kick.

LAST TIME OUT: SDSU 30, NEW MEXICO 20

SDSU SEASON RECORD BOOK

RUSHING YARDS, FRESHMAN SEASON

Pl.	Player, Season	Yards
1.	Marshall Faulk, 1991	1,429
2.	Lynell Hamilton, 2004	1,087
3.	Ronnie Hillman, 2010	893
4.	Darrin Wagner, 1989	787
5.	Atiyah Henderson, 2006	764
6.	Wayne Pittman, 1991	606

RUSHING YARDS, FIRST 8 GMS. FR. SEASON

Pl.	Player, Season	Yards
1.	Marshall Faulk, 1991	983
2.	Ronnie Hillman, 2010	893
3.	Lynell Hamilton, 2004	775

RUSHING YARDS, FIRST 9 GMS. FR. SEASON

Pl.	Player, Season	Yards
1.	Lynell Hamilton, 2004	993
2.	Marshall Faulk, 1991	983

HILLMAN GAME-BY-GAME

2010 SEASON

Opponent	Att.	Yds.	TD
Nicholls State	15	65	1
at New Mexico State	22	150	4
at Missouri	23	228	2
Utah State	23	89	1
at Brigham Young	11	62	0
Air Force	24	191	2
at New Mexico	18	64	1
at Wyoming	21	44	0
Colorado State			
at TCU			
Utah			
UNLV			

2010 SEASON

Opponent	FD/TD	5+	10+	20+
Nicholls State	6	5	2	0
at New Mexico State	8	10	3	2
at Missouri	3	8	3	2
Utah State	6	7	4	0
at Brigham Young	3	3	2	1
Air Force	7	8	3	3
at New Mexico	2	6	2	0
at Wyoming	1	3	0	0
Colorado State				
at TCU				
Utah				
UNLV				



SDSU-WYOMING

Oct. 30, 2010 | War Memorial Stadium | Laramie, Wyo.

Attendance: 16,252 | Weather: 56, winds SE 8

	1	2	3	4	-	Total
San Diego State	3	17	7	21	-	48
Wyoming	0	17	7	14	-	38

Scoring Summary

SDSU – A. Perez 21-yd FG – 7 plays, 40 yards, 2:44 (4:23, 1st)

SDSU – A. Perez 28-yd FG – 7 plays, 69 yards, 1:47 (14:44, 2nd)

WYO – Bolger 11-yd pass from Carta-Samuels (Watts kick) – 2 plays, 13 yards, 0:49 (11:28, 2nd)

WYO – Watts 30-yd FG – 6 plays, 2 yards, 2:04 (8:05, 2nd)

SDSU – Sampson 56-yd pass from Lindley (A.Perez kick) – 5 plays, 80 yards, 1:39 (6:26, 2nd)

WYO – Leonard 13-yd pass from Carta-Samuels (Watts kick) – 8 plays, 41 yards, 2:55 (3:31, 2nd)

SDSU – D.J. Shields 14-yd pass from Lindley (A.Perez kick) – 9 plays, 80 yards, 3:11 (0:20, 2nd)

SDSU – Sullivan 1-yd run (A.Perez kick) – 6 plays, 20 yards, 2:07 (7:35, 3rd)

WYO – Leonard 20-yd pass from Carta-Samuels (Watts kick) – 7 plays, 80 yards, 3:54 (3:41, 3rd)

SDSU – Sullivan 1-yd run (A.Perez kick) – 10 plays, 71 yards, 4:26 (14:15, 4th)

SDSU – Sullivan 1-yd run (A.Perez kick) – 3 plays, 4 yards, 0:51 (12:26, 4th)

WYO – Carta-Samuels 20-yd run (Watts kick) – 5 plays, 78 yards, 2:27 (9:59, 4th)

WYO – Alexander 20-yd run (Watts kick) – 3 plays, 35 yards, 1:24 (7:32, 4th)

SDSU – Sampson 59-yd pass from Lindley (A.Perez kick) – 5 plays, 80 yards, 2:36 (4:56, 4th)

Team Stats

	San Diego State	Wyoming
First Downs	20	21
Rushes-Yards	37-76	34-152
Passing Yards	365	186
C-A-I	16-31-2	20-40-1
Total Offense	441	338
Fumbles-Lost	1-1	0-0
Penalties-Yards	5-40	10-72
Possession Time	28:10	31:50
Turnovers	3	1
Average Field Pos.	SDSU 40	UW 34

INDIVIDUAL STATS

Rushing (Atts.-Yards-TDs): SDSU: Hillman 21-44; Kazee 7-23; Sullivan 6-15-3; D. Brown 1-(-1); Lindley 2-(-5). WYO: Alexander 11-89-1; Carta-Samuels 14-51-1; Herron 8-14; Team 1-(-1).

Passing (Att.-Comp.-Int., Yards, TDs): SDSU: Lindley 32-16-2, 365, 3; WYO: Carta-Samuels 40-20-1, 186, 3.

Receiving (No.-Yards-TDs): SDSU: Sampson 7-175-2; V. Brown 5-144; D.J. Shields 2-29-1; Sandifer 1-9; Escobar 1-8. WYO: Leonard 7-75-2; Bolger 4-40-1; McNeill 4-21; Ogbonna 3-28; Alexander 1-15; Aiken 1-7.

LARAMIE, Wyo. – San Diego State become bowl eligible for the first time in 12 years, as the Aztecs held on in an offensive shootout at Wyoming with a 48-38 victory to move to 6-2 on the season, including a 3-1 mark in MWC play.

Ahead 6-0 following a pair of field goals, the SDSU special teams unit had three miscues in the second quarter alone, as a fumble on a punt return, a blocked punt and a 59-yard Cowboy kick return all led to points and a 17-13 Wyoming advantage with just over 3:30 left until halftime.

Luckily for the Aztecs, that was just enough time for quarterback Ryan Lindley, who completed three consecutive third-down pass plays, including a 14-yard TD toss to tight end D.J. Shields with 20 seconds left, to send the visitors into the locker room up, 20-17.

After the two sides combined for 34, second-quarter points, they only managed a touchdown apiece in the third quarter with San Diego State maintaining its three-point lead heading into the final 15 minutes.

Fullback Brandon Sullivan kicked off the fourth quarter with his second and third 1-yard touchdown runs of the game in a span of only 1:49, with the latter set up by a 29-yard interception return by Andrew Preston, to give the Aztecs their largest lead at 41-24.

While a 17-point deficit would seem daunting to any squad, Wyoming stayed in the game by scoring two touchdowns on consecutive drives with the second one following a Lindley interception to get back to within a field goal.

Unlike the 2009 contest when it lost after being outscored 24-0 in the fourth quarter, SDSU stopped the Cowboy rally, answering back with a 59-yard touchdown reception by DeMarco Sampson to move the advantage back out to 10 points at 48-38.

The Aztec defense then held strong for the final 4:56, logging its fifth sack of Wyoming quarterback Austyn Carta-Samuels on a fourth-and-12 to get the turnover on downs and preserve the win.

Lindley finished the afternoon with his fourth 300-yard passing effort in 2010, throwing for a season-best 365 yards passing and three touchdowns. Senior wideouts Sampson (175 yards) and Vincent Brown (144 yards) each surpassed the 100-yard receiving mark, the first time two Aztecs have accomplished that feat in the same game since 2008.

POSTGAME NOTES - Wyoming

► With its sixth win of the season, San Diego State becomes bowl eligible for the first time since the 1998 campaign. That season, the Aztecs advanced to the Las Vegas Bowl and finished the season with a 7-5 record.

SDSU CAREER RECORD BOOK

PASSING YARDS

Pl. Player, Seasons	Yards
1. Todd Santos, 1984-85-86-87	11,425
2. Billy Blanton, 1993-94-95-96	8,165
3. Ryan Lindley, 2008-09-10	7,962
4. Kevin O'Connell, 2004-05-06-07	7,689
5. Dan McGwire, 1989-90	7,484

ATTEMPTS

Pl. Player, Seasons	Att.
1. Todd Santos, 1984-85-86-87	1,484
2. Kevin O'Connell, 2004-05-06-07	1,151
3. Ryan Lindley, 2008-09-10	1,129
4. Billy Blanton, 1993-94-95-96	920
5. Dan McGwire, 1989-90	889

COMPLETIONS

Pl. Player, Seasons	Comp.
1. Todd Santos, 1984-85-86-87	910
2. Kevin O'Connell, 2004-05-06-07	664
3. Ryan Lindley, 2008-09	623
4. Billy Blanton, 1993-94-95-96	588
5. Dan McGwire, 1989-90	528

PASSING TDs

Pl. Player, Seasons	TDs
1. Todd Santos, 1984-85-86-87	70
2. Billy Blanton, 1993-94-95-96	67
3. Dennis Shaw, 1968-69	58
4. Ryan Lindley, 2008-09	54
5. Kevin O'Connell, 2004-05-06-07	46
6. David Lowery, 1991-92-93	44
Brian Sipe, 1969-70-71	44
8. Dan McGwire, 1989-90	43
9. Don Horn, 1965-66	39
10. Tim Gutierrez, 1992-93-94	36
Mark Halda, 1977-78-79-80	36

TOTAL OFFENSE

Pl. Player, Seasons	Total Off.
1. Todd Santos, 1984-85-86-87	10,513
2. Kevin O'Connell, 2004-05-06-07	9,001
3. Billy Blanton, 1993-94-95-96	8,014
4. Ryan Lindley, 2008-09-10	7,773
5. Dan McGwire, 1989-90	7,087
6. David Lowery, 1989-91-92-93	5,930
7. Brian Sipe, 1969-70-71	5,374
8. Dennis Shaw, 1968-69	5,371
9. Adam Hall, 2001-02-03	5,007
10. Matt Kofler, 1980-81	4,691

CAREER QB STARTS

Pl. Player, Seasons	Starts
1. Todd Santos, 1984-85-86-87	45
2. Kevin O'Connell, 2004-05-06	33
3. Ryan Lindley, 2008-09-10	31
4. Billy Blanton, 1993-94-95-96	28
5. David Lowery, 1991-92-93	24

CONSECUTIVE QB STARTS

Pl. Player, Streak	Yards
1. Billy Blanton, Oct. 15, 1994-Nov. 28, 1996	28
2. Ryan Lindley, Oct. 18, 2008-Present	26
3. Dan McGwire, Sept. 2, 1989-Dec. 1, 1990	23
4. David Lowery, Oct. 5, 1991-Sept. 18, 1993	22
Brian Sipe, Sept. 12, 1970-Dec. 4, 1971	22
6. Dennis Shaw, Sept. 14, 1968-Nov. 29, 1969	20
7. Craig Penrose, Oct. 12, 1974-Nov. 22, 1975	19

- ▶ San Diego State improves to 6-2 on the season, matching the school's best start in the last 33 seasons (since 1977), and marks the Aztecs' best start to a campaign in the last 14 seasons (since SDSU opened 5-2 in 1996).
 - ▶ San Diego State owns a three-game winning streak for the first time since 2002. The Aztecs went 97 games without collecting a three-game winning streak.
 - ▶ Despite having four regular-season games remaining, San Diego State's six victories this season surpass its win total from the last six seasons and match or surpass the win total from the past 11 seasons.
 - ▶ This is the first time an Aztec team has been four-games above .500 at any point during the season since SDSU owned an 8-3 record after the 1996 campaign.
 - ▶ San Diego State snaps a three-game losing streak in Laramie, claiming its first victory at Wyoming since a 24-20 victory on Oct. 19, 2002 ... SDSU is now 15-17 all-time against the Cowboys and 5-11 in Laramie.
 - ▶ San Diego State improves to 3-1 in conference play, marking the Aztecs' best record after four MWC games since the 2002 squad also opened with a 3-1 league mark.
 - ▶ San Diego State is 3-2 in road games this season, which equals the total number of road wins in the 25 road games prior to this season (3-22). The three road wins this season surpasses the road wins from each of the previous nine seasons.
 - ▶ San Diego State is 10-10 in 20 games under Brady Hoke. The 10 wins is equal to the total number of victories the Aztecs had in the 36 games prior to his arrival when SDSU went 10-26.
 - ▶ With the DeMarco Sampson's second quarter TD, the Aztecs have scored a touchdown in 46 straight games
 - ▶ SDSU has not allowed an opponent to score in the first quarter of four games this season ... This is the first time the Cowboys have failed to score in a first-quarter of a game with the Aztecs since 2005, and the first time Wyoming has not scored in the first quarter vs. SDSU in Laramie since 2002.
 - ▶ SDSU has scored a touchdown in the final two minutes of the first half in five different outings in 2010 (also vs. Nicholls, at NMSU, at Missouri, at New Mexico, at Wyoming) ... The Aztecs have put points on the board in the final two minutes of the first half in six of eight contests overall, which includes a Abel Perez field goal as time expired vs. Air Force.
 - ▶ This is the 44th time in school history that SDSU has had two, 100-yard receivers in the same outing ... This is the first time that has occurred since Sept. 27, 2008, when Vincent Brown had 183 yards and Mekell Wesley had 109 yards in a 45-17 win over Idaho in San Diego ... The only other time the Aztecs have had two 100-yard receivers in the same Mountain West Conference game was in 2002, when J.R. Tolver had 126 yards and Kassim Osgood had 123 yards at Air Force (W, 38-34) ... San Diego State is 29-12-3 all-time when having two 100-yard receivers in the same outing ... Aztec wideouts have combined for seven, 100-yard receiving games in seven outings in 2010.
 - ▶ SDSU has intercepted a pass in six consecutive outings for the first time since doing so in 11 straight contests from Dec. 2, 2006 until Nov. 17, 2007.
 - ▶ SDSU has scored 21 or more points in nine straight outings. It is the team's longest such streak since a 14-game streak from Nov. 25, 1989 to Sept. 14, 1991 ... SDSU has notched 40 or more points in four games this season, which is equal to the number of times it has scored 40 or more points in the 56 contests prior to this season ... SDSU's point total today is its biggest this season, most ever in a MWC game (prev. 42, vs. UNLV, CSU), most overall since scoring 52 vs. Portland State in 2007, and is the most in the series overall since scoring 51 in 1990, in Laramie.
-
- PLAYER NOTES**
- ▶ **DeMarco Sampson, WR:** Has caught a pass in 22 consecutive outings ... TD in the second quarter was the 14th of his career, fifth of the season and third in the last two outings ... Posted his third consecutive 100-yard receiving outing and the fifth of his career ... Recorded two TDs in a single game for the second consecutive game and the third time this season. It is the sixth time in his career he has had a multi-TD outing.
 - ▶ **Vincent Brown, Senior WR:** Recorded his third 100-yard receiving game this season and the 10th of his career ... His 10 career 100-yard efforts ties him for eighth in Aztec history.
 - ▶ **Brian Stahovich, Junior P:** Kicked an 89-yard punt in the second half, it is the longest in school history, beating the previous high of 82 yards by Noel Prefontaine at New Mexico on Oct. 19, 1996 in a 48-42 win at New Mexico ... The 89-yard effort is the longest in the FBS this season, eclipsing the 85-yard effort by Oklahoma's Tress Way vs. Utah State ... The punt is the second-longest in MWC history ... Stahovich's previous career long is 67 yards at Missouri earlier this year and at Utah in 2009 ... Has 15 kicks for more than 50 yards this season, including one today, and has 40 career, 50+-yard kicks in his career ... This is the sixth time this season he has had a net punt of at least 50 or more yards (MWC leader).
 - ▶ **Brandon Sullivan, Senior FB:** Posted his first three rushing touchdowns of the season and the eighth, ninth and 10th of his career ... Surpassed his previous career game-high for rushing scores, after also posting a pair in the team's game with Wyoming in 2009 ... Becomes the second Aztec with three or more rushing scores in a single outing this season, joining fellow running back Ronnie Hillman, who had four against New Mexico State.
 - ▶ **Abel Perez, Junior PK:** Had six touchbacks, giving him 23 on the season ... Averaged 70.0 yards per kick off for the second consecutive contest ... Has made five straight field goals, including two on Saturday.
 - ▶ **Miles Burris, Junior LB:** Had a sack in three of the last four games, giving him a team-best 5.0 this season.
 - ▶ **Andrew Preston, Senior DB:** Posted his first career interception in the fourth quarter ... Becomes the fifth Aztec with an INT this season.
 - ▶ **D.J. Shields, Sophomore TE:** First catch of the season went for a touchdown at the end of the first half

... TD was the first of his career ... Is the third Aztec tight end to have a touchdown catch in 2010.

► **Ryan Lindley, Junior QB:** Threw for over 300 yards for the fourth time this season and the 10th time in his career ... Moved into third in Aztec career history in career passing yards, jumping past Kevin O'Connell, who had 7,689 yards from 2004-07.

OTHER NOTES

- Junior Larry Parker's 36-yard punt return in the third quarter is the longest of his career (prev. 14 yards vs. BYU) and the team's longest of the season (prev. 23 yards by Leon McFadden vs. Nicholls).
- Senior defensive lineman Ernie Lawson had a career-best 3.5 TFLs, including a sack. His previous high was 1.0 in six games.
- Wyoming started five drives inside Aztec territory, leading to 24 points, including the first 17 in the game.

AMONG THE ELITE

Through last Saturday's games, San Diego State is one of 13 schools nationally, one of three Mountain West Conference schools and the only unranked schools to rank among the top 40 nationally in the four major statistical categories - scoring offense, scoring defense, total offense and total defense.

San Diego State joins undefeated TCU and Utah as members of the Mountain West Conference that are ranked in the top 40 of all four statistical categories.

The Aztecs appearing in this rare company is particularly impressive when considering where SDSU ranked in these four categories last season. San Diego State ended the 2009 campaign ranked 85th in scoring offense, 98th in scoring defense, 86th in total offense and 74th in total defense. It was even worse before Brady Hoke and Company took over, as the Aztecs ended 2008 ranked 104th in scoring offense, 113th in scoring defense, 99th in total offense and 113th in total defense. That means the Aztecs were in the bottom 20 of all four major categories.

A list of schools and their ranking in the four categories can be found on the next page.

NCAA FBS Schools Ranked In The Top 40 of The Four Major Statistical Categories - Scoring Offense and Defense and Total Offense and Defense (Listed By BCS Ranking)

BCS Ranking	Team	Scoring Offense	Total Offense	Scoring Defense	Total Defense
1.	Oregon	1	1	17	35
3.	TCU	9	11	1	1
4.	Boise State	2	5	3	3
5.	Utah	3	21	6	6
6.	Alabama	24	23	2	11
7.	Nebraska	12	17	16	19
9.	Wisconsin	18	34	34	25
11.	Ohio State	6	18	4	2
13.	Stanford	5	16	40	30
15.	Arizona	32	19	7	10
22.	Virginia Tech	14	32	29	33
24.	Florida State	28	39	15	23
	San Diego State	22	20	34	40

FAST STARTS

As previously noted, San Diego State is off to its best start since the 1996 season and has matched its best start since a 6-1 opening in 1977. This is the best start to a season in 14 years and matches the best start to a campaign in the last 34 seasons.

This is tied for the best start by a San Diego State team since the Aztecs joined the Western Athletic Conference in 1978. Since 1978, San Diego State has won six of its first eight games to open a season on five previous occasions. On four of the previous five occasions, the Aztecs posted a winning record to end the season and ended up .500 in the other season. San Diego State ended the season with eight wins in four of those five campaigns.

In those five seasons that the Aztecs opened 6-2, San Diego State was 3-2 in the ninth game of the season.

A victory Saturday would give the Aztecs their best start to a season in 15 years (since 1995)

San Diego State Best Record After 8 Games (Last 33 years, since 1978 when SDSU joined the WAC)

Rk.	Season	8-Game Record	9th Game	Final Record	Note
1.	2010	6-2			
	1996	6-2	L	8-3	Finished tied for 2nd in Pac. Div. of WAC
	1995	6-2	W	8-4	Won six straight games during season
	1993	6-2	L	6-6	Luginbill's final team started 5-2
	1991	6-2	W	8-4-1	Played Tulsa in the Freedom Bowl
	1979	6-2	W	8-3	Two four-game winning streaks

SDSU CAREER RECORD BOOK

CAREER RECEPTIONS

Pl. Player, Seasons	Rec.
1. J.R. Tolver, 1999-00-01-02	262
2. Jeff Webb, 2001-03-04-05	234
3. Will Blackwell, 1994-95-96	197
4. Monty Gilbreath, 1986-87-88-89	187
5. Vincent Brown, 2007-08-09-10	181
6. Tim Delaney, 1968-69-70	180
7. Damay Scott, 1991-92-93	178
8. Patrick Rowe, 1987-88-90-91	155
9. Gary Garrison, 1964-65	148
10. Az-Zahir Hakim, 1994-95-96-97	147

- DeMarco Sampson, 2005-08-09-10	120

RECEIVING YARDS

Pl. Player, Seasons	Yards
1. J.R. Tolver, 1999-00-01-02	3,572
2. Damay Scott, 1991-92-93	3,139
3. Will Blackwell, 1994-95-96	2,896
4. Jeff Webb, 2001-03-04-05	2,890
5. Patrick Rowe, 1987-88-90-91	2,678
6. Az Hakim, 1994-95-96-97	2,622
7. Tim Delaney, 1968-69-70	2,535
8. Vincent Brown, 2007-08-09-10	2,480
9. Monty Gilbreath, 1986-87-88-89	2,241
10. Gary Garrison, 1964-65	2,188
11. Vince Warren, 1982-83-84-85	2,134

RECEIVING TOUCHDOWNS

Pl. Player, Seasons	TDs
1. Tom Reynolds, 1969-70-71	31
2. Gary Garrison, 1964-65	26
3. Will Blackwell, 1994-95-96	25
Damay Scott, 1991-92-93	25
5. Az Hakim, 1994-95-96-97	21
6. Jeff Webb, 2001-03-05-05	20
Tim Delaney, 1968-69-70	20
8. J.R. Tolver, 1999-00-01-02	18
9. Jimmy Raye, 1988-89-90	17
10. Vincent Brown, 2007-08-09-10	16
DeMarco Sampson, 2005-08-09-10	16

PUNTING YARDS

Pl. Player, Seasons	Yards
1. Wayne Ross, 1984-85-86-87	10,402
2. Michael Hughes, 2004-05-06-07	9,768
3. Brian Simnjanovski, 1999-00-01-02	7,627
4. Brian Stahovich, 2008-09-10	7,186
5. Mike Jezulin, 1980-81	5,794
6. Don Copeland, 1997-98	5,318
7. Tim Thorn, 1972-73-74	5,157
8. Willie Buchanon, 1970-71	4,751
9. Noel Prefontaine, 1995-96	4,469
10. Joe Santos, 1988-89	4,287

AZTECS IN THE NFL

Player	Pos.	NFL Team
Russell Allen	LB	Jacksonville Jaguars
Antwan Applewhite	LB	San Diego Chargers
Brandyn Dombrowski	OT	San Diego Chargers*
Heath Farwell	LB	Minnesota Vikings
Freddy Keiaho	LB	Jacksonville Jaguars^
Lance Louis	G	Chicago Bears*
Matt McCoy	LB	Seattle Seahawks
Kirk Morrison	LB	Jacksonville Jaguars*
Kevin O'Connell	QB	New York Jets^
Kassim Osgood	WR	Jacksonville Jaguars
Chester Pitts	G	Seattle Seahawks
Chaz Schilens	WR	Oakland Raiders*
Brett Swain	WR	Green Bay Packers
Roberto Wallace	WR	Miami Dolphins
Practice Squad: Will Robinson (Redskins)		

^= injured reserve, *=currently listed as a starter on team depth-chart (via official team website)

2010 HONORARY WARRIORS

Name	Years at SDSU	Game
Marshall Faulk	1991-92-93	Nicholls State
Dennis Shaw	1968-69	Utah State
Leon Parma	1948-50	Air Force

PROGRESS AS PROMISED

We have passed the midway point of the season and the remarkable progress San Diego State has shown under second-year coach Brady Hoke and his staff is quite evident when looking at the stats.

In addition marching towards the programs' first winning record since 1998, the Aztecs' progress in the NCAA stats is equally amazing.

The Aztecs have surpassed the victory total in the last six seasons with four regular-season games remaining and currently rank among the national leaders in many statistical categories.

At the right is a comparison of the national rankings in major categories from the past three seasons - 2008 (the year prior to Brady Hoke), 2009 (the first year of Hoke and Co.) and this season.

This year, San Diego State ranks among the top 40 of both scoring offense and scoring defense and in the top 25 in eight of the 17 main team statistics the NCAA keeps. By comparison, The Aztecs were ranked in the top 61 of just one category last season and in 2008, were in the bottom 20 in 11 of the 17 main categories.

SDSU IN MAJOR NCAA STAT CATEGORIES

Category	2008	2009	2010
Season Record	2-10	4-8	6-2
Rushing Offense	117	116	44
Passing Offense	42	30	19
Total Offense	99	86	20
Scoring Offense	104	85	22
Rushing Defense	118	85	69
Pass Efficiency Defense	112	62	7
Total Defense	113	74	40
Scoring Defense	113	98	34

NCAA FBS Ranking in each category. Red indicates top 25 ranking in category.

WE HAVE LOCATED THE RUNNING GAME

Brady Hoke and offensive coordinator Al Borges have pledged to have a balanced offensive attack since they arrived on campus. This year, Aztec fans have seen exactly what they meant.

After finishing 105th (2007), 117th (2008) and 116th (2009) in rushing offense the last three seasons, San Diego State has found its running game. Behind an offensive line that returned four starters from a year ago and spent the offseason living in the weight room, and a quartet of running backs, San Diego State has rushed for 1,323 yards and 19 touchdowns in its first eight games of the season.

The Aztecs currently rank 44th nationally in rushing, and the 19 rushing touchdowns are tied for 21st. San Diego State is averaging 5.06 yards per carry, which is the 24th-highest average in the country.

San Diego State rushed for 200 or more yards in the first three games of the season, marking the first time the Aztecs cleared 200 yards rushing in three consecutive games since 1998.

Other notes on the ground game: San Diego State ranks 44th nationally in rushing offense (168.38), 21st in rushing touchdowns (19) and 24th in rushing yards per carry (5.06)... San Diego State has already surpassed its team rushing total from the 2009 season (940) and 2008 season (878)... With 19 rushing touchdowns in eight games this season, the Aztecs have more rushing touchdowns than they did in the 24 games prior to this season (includes in every game from the 2008 and 2009 seasons)... Last season, the Aztecs rushed for eight touchdowns in 12 games...Against Brigham Young, San Diego State's streak of consecutive games with at least 100 yards rushing was snapped at five games (it was the longest streak since Nov. 25, 2006 through Sept. 22, 2007)... Freshman running back Ronnie Hillman needs 95 yards to become the first Aztec player to rush for 1,000 yards since Lynell Hamilton rushed for 1,087 yards in 2003... San Diego State is on pace to have its highest rushing yards per game since 1999 team averaged 176.0.

SDSU RUSHING

Category	2007	2008	2009	2010
Games	12	12	12	8
Carries	359	284	328	266
Yards	1,247	878	940	1,323
Touchdowns	19	11	8	19
Yards Per Carry	3.5	3.1	2.9	5.0
Yards Per Game	103.9	73.2	78.3	168.4
National Rank. - Rushing	105	117	116	44

MEET RONNIE HILLMAN



True freshman running back Ronnie Hillman has a 228-yard rushing game against then 25th-ranked Missouri, three 150-yard rushing games and three Mountain West Conference offensive player of the week honors in his first eight games at the collegiate level.

The true freshman has 893 yards rushing and 11 touchdowns through the first eight games of his career.

Against Missouri, Hillman became the 17th player in school history to record a 200-yard rushing game. With three 100-yard efforts this year, he is now tied for 23rd place in school history with three 100-yard rushing games.

Through eight games, Hillman has carried 157 times for 893yards, an average of 5.68 yards per carry. The freshman already has 11 rushing touchdowns, seven more than any Aztec player had in 2009.

HILLMAN IN NCAA STATS

Category	No.	NCAA Rk.	NCAA Fr. Rk.
Rushing Yards Per Game	111.6	10th	1st
Rushing Touchdowns	11	15th	2nd
Rushing Yards Per Carry*	5.68	11th	2nd

* - min. 100 yards per game.

Among his classmates nationally, Hillman is first in rushing yards and second in yards per carry and rushing touchdowns.

at New Mexico State: Had a game to remember against New Mexico State, carrying 22 times for 150 yards and four second-half touchdowns in just his second college game. He became the 71st player to record a 100-yard rushing game in Aztec history and it was just the 81st time in school history that a player rushed for 150 or more yards.

at No. 25 Missouri: Torched the defense of a top-25 team by rushing for 228 yards and two touchdowns on 23 carries. Produced the longest rush by a player in an NCAA game this season with his 93-yard fourth-quarter touchdown. He also had a 75-yard touchdown run, which currently ranks as the 10th longest rush in an NCAA game this season.

vs. Air Force: Posted his third 100-yard rushing game this season and third for 150 yards or more after finishing with 191 yards on the ground. He recorded his third rush this season of 65 or more yards on his second quarter TD. He also scored on a 44-yard scamper to seal the win. With his effort, he has produced the second-most rushing yards by an Aztec freshman in his first six games, surpassing Lynell Hamilton (670 yards, 2004) and trailing Marshall Faulk (983 yards, 1991).

NCAA Freshmen Class Leaders - Rushing Yards

Rk.	Name, School	Gm	Carries	Net	TDs	Avg.	Yards Per Game
1.	Ronnie Hillman, San Diego St.	8	157	893	11	5.69	111.63
2.	Taylor Martinez, Nebraska	8	112	886	12	7.91	110.75
3.	Marcus Lattimore, South Carolina	7	151	722	11	4.78	103.14
4.	Michael Dyer, Auburn	9	120	723	4	6.03	80.33
5.	James White, Wisconsin	8	86	570	9	6.63	71.25

With 893 yards to date, Hillman would need to average 26.8 yards over the remaining four regular-season games to become the third San Diego State freshman to rush for 1,000 yards. Marshall Faulk in 1991 and Lynell Hamilton in 2003 are the only Aztecs to break the 1K yard total in their freshman campaign.

POLLING TIME

For the second straight week, the San Diego State football team received votes in both of the major college football polls on Sunday after beating Wyoming to move to 6-2 overall.

This week, SDSU had the 31st-most votes (nine votes overall) in the Associated Press Top 25, while it garnered the 32nd-most votes (four votes overall) in the USA Today Coaches' edition.

When the Aztecs debuted in the poll on Oct. 24, it marked the first time SDSU received a vote in either of the two major polls since getting one point in the USA Today poll on Sept. 12, 2004.

Prior to this season, the last time San Diego State appeared in the Associated Press poll was when it debuted at the No. 25 spot on Nov. 7, 1995, following a 38-29 victory over New Mexico. It was the sixth straight win for the Aztecs at the time, as they eventually finished with an 8-4 overall record. With this week's poll results, San Diego State snaps a streak of 102 consecutive weeks in which the team did not receive a vote in either poll.

The AP poll is voted on by members of the media, while the USA Today poll is compiled by a board made up of current FBS head coaches.

OWNING THE CLASS OF 2009

Prior to the 2009 season, 22 NCAA Football Bowl Subdivision schools hired new coaches, including the San Diego State hiring of Brady Hoke. Hoke and the Aztecs have been tough this year on other coaches hired prior to 2010, posting a 4-0 record against coaches in their second season with their current employer. The Aztecs have victories over DeWayne Walker of New Mexico State, Gary Andersen of Utah State, Mike Locksley of New Mexico and Dave Christensen of Wyoming.

By any barometer, the Brady Hoke hiring has been a good one, with San Diego State on the verge of ending an 11-year bowl drought. Taking a look at the 22 coaches that debuted at new schools prior to the 2009 campaign, we compared the school's two-year record prior to their arrival (2007-08) with their record at the school (2009-10) and then used baseball's games ahead/behind to come up with the difference.

Below is a look at the leaders in the category.

Class of 2009 Head Coaches - Top 12

Rk.	Name, School	Before (2007-08)		At School (2009-current)		GA/GB
		W	L	W	L	
1.	Paul Rhodes, Iowa State	5	19	12	10	+8.0
2.	Doug Marrone, Syracuse	5	19	10	10	+7.0
3.	Steve Sarkisian, Washington	4	21	8	12	+6.5
4.	Brady Hoke, San Diego St.	6	18	10	10	+6.0
	Rich Ellerson, Army	6	18	10	10	+6.0
6.	Tim Beckman, Toledo	6	18	11	10	+4.5
	Gene Chizik, Auburn	14	11	17	5	+4.5
8.	Gary Andersen, Utah State	5	19	6	14	+3.0
	Bill Snyder, Kansas State	10	14	11	9	+3.0
10.	Dan Mullen, Mississippi State	12	13	12	9	+2.0
11.	Chip Kelly, Oregon	19	7	18	3	+1.5
12.	Dave Christensen, Wyoming	9	15	9	13	+1.0

SAMPSON, STAHOVICH NAMED MWC PLAYERS OF THE WEEK

Senior wide receiver DeMarco Sampson and junior punter Brian Stahovich (Solana Beach, Calif.) were named the Mountain West Conference Players of the Week for their performances in the team's 48-38 victory at Wyoming, the league office announced Monday, Nov. 1. This is the second career award for both Sampson and Stahovich and marks the fourth and fifth time that an Aztec has been honored by the MWC in 2010.

The league's offensive player of the week, Sampson had seven catches for 175 yards and two touchdowns vs. the Cowboys. His first TD came with San Diego State trailing with 6:26 left until the half, finding an opening behind the Wyoming secondary for a 56-yard reception and the 13-10 lead. His second touchdown helped secure the victory, as the Cowboys rallied to within three points in the fourth quarter before his 59-yard catch moved it to a two-possession game and rounded out scoring at 48-38 in favor of the Aztecs.

Stahovich, who was tabbed the special teams player of the week, had one punt for 89 yards against the Cowboys. That one kick proved to be a turning point in the contest and according to Wyoming head coach Dave Christensen, caused "probably a 10-point swing in the game."

With the ball spotted on the Aztec 3-yard line, Stahovich handled a high snap standing in the back of the end zone and belted the kick 89 yards, which is the longest punt in school history, beating the previous high of 82 yards by Noel Prefontaine at New Mexico on Oct. 19, 1996, at New Mexico. The 89-yard effort is also the longest in the FBS this season and second-longest in MWC history.

HILLMAN MWC POW FOR THIRD TIME

Ronnie Hillman was named the Mountain West Conference co-Offensive Player of the Week for his performance in the team's upset of No. 23 Air Force, the league office announced Oct. 18. Hillman becomes the first Aztec to ever garner MWC honors three times in a single season, after also doing so on back-to-back weeks following the team's games at New Mexico State and No. 25 Missouri.

Hillman led SDSU to its first victory over a top-25 foe in 14 years, as the Aztecs edged 23rd-ranked Air Force, 27-25, at Qualcomm Stadium. The freshman logged 24 carries for 191 yards and a pair of touchdowns, including a 65-yard effort to give the home team a 7-0 lead and a 44-yarder that proved to be the game-winner with two minutes left in the fourth quarter.

Hillman, who shared the week's honor with TCU quarterback Andy Dalton, also added an eight-yard reception against the Falcons to account for seven of the team's 16 first downs on the evening. He boasted eight rushes for over seven yards and three for over 20 in averaging eight yards a carry.

Hillman is tied for second in school history for most career MWC player-of-the-week honors with All-American linebacker Kirk Morrison. Only former Aztec place-kicker Garrett Palmer has more awards to his credit since the league's inception in 1999, garnering one in each of his four seasons on The Mesa from 2004-07.

THREE AZTECS ON WATCH LISTS

San Diego State placed three student-athletes on preseason national award watch lists in 2010. Senior wide receiver Vincent Brown, senior center Trask Iosefa and senior tight end Alston Umuolo are on the initial short list for their positions' top honor.

Vincent Brown (Rancho Cucamonga, Calif.) is one of 51 candidates for the 2010 Biletnikoff Award, which is given annually to the nation's most outstanding college football wide receiver. Brown was one of 10 semifinalists for the same honor a year ago and is the first Aztec to be nominated for the award twice in his career. The 6-0 wideout entered the upcoming season with 140 career catches for 1,758 yards and 13 touchdowns. In 2009, he had 45 receptions for 778 yards and six touchdowns before suffering a season-ending injury against Colorado State. Despite only playing seven outings, he was still tabbed a second-team all-conference selection.

Trask Iosefa (Ewa Beach, Hawaii) is one of just 37 players to be named to the 2010 Fall Watch List for the Rimington Trophy, awarded annually to the nation's best center. Iosefa entered the 2010 campaign having made 36 consecutive starts, the most on the team. The three-year starter has played in every game since the beginning of the 2008 season. He was also on the Rimington Trophy watch list in 2009.

Alston Umuolo (Phoenix, Ariz.) is one of 32 candidates on the 2010 John Mackey Award Watch List, presented annually to the nation's top tight end. Umuolo, who earned a position on the preseason all-Mountain West Conference team as selected by the media at media day, has established himself as one of the premier tight ends in the nation. Last season, he caught a career-high 22 passes for 243 yards and three touchdowns. In 33 career games, the senior has 42 receptions for 420 yards.

Aztecs on National Watch Lists

Name	Position	Award	Note
Vincent Brown	WR	Biletnikoff	Was one of 10 semifinalists for the honor before getting hurt last season
Trask Iosefa	C	Rimington	Started all 36 games at center since arriving on campus prior to '07 season
Alston Umuolo	TE	Mackey	His 6-4, 255-pound frame make him a blocking force; 22 receptions in '09

THREE AZTECS NAMED TO PRESEASON MWC TEAM

San Diego State football was tabbed for a sixth-place finish and senior wide receiver Vincent Brown, senior tight end Alston Umuolo and junior punter Brian Stahovich were all named to the preseason all-Mountain West Conference team, according to the annual preseason media survey conducted by the league office. The 26-member all-conference squad and predicted league finish were released July 27 at the MWC's annual media day in Las Vegas.

The sixth-place ranking in the preseason poll was the highest for an Aztec team since also being selected sixth prior to the 2006 campaign. San Diego State has finished at or higher than its projected preseason ranking in four of the last five seasons.

With three members on the all-conference team, San Diego State equaled its combined representation in the previous four seasons (2006-09) and placed multiple individuals on the squad for the first time since four Aztecs - Lynell Hamilton, Mike Kracalik, Matt McCoy and Kirk Morrison - earned spots on the 2004 squad.

Brown was one of the top receivers in the country last season before suffering a season-ending thumb injury. Nonetheless, he earned second-team all-conference honors and enters his final year with 140 receptions, 1,758 receiving yards and 13 touchdowns receiving. Brown is on the preseason all-conference list for the second consecutive season, the first SDSU player to do so since current New Orleans Saints running back Lynell Hamilton was tabbed in 2004 and 2005.

Despite playing his home games at sea level, Stahovich was one of the nation's top punters a year ago as a sophomore. In 2009, he averaged 43.8 yards per kick and had 13 of his boots downed inside the 20. He was 13th in the country a year ago in punting average.

With 33 career games played, Umuolo has established himself as one of the premier tight ends on the West coast. Last season, he caught a career-high 22 passes for 243 yards and three touchdowns.

Defending MWC champion TCU, which finished 2009 with an 8-0 conference record (12-1 overall) and a No. 6 national ranking, was picked to win the league and received all 31 first-place votes. The Horned Frogs were followed by Utah (242 points), BYU (207 points), Air Force (195 points) and Wyoming (147 points). Colorado State (7th - 96 pts.), UNLV (8th - 56 pts.) and New Mexico (9th - 45 pts.) rounded out the poll.

AZTECS NAME CAPTAINS

San Diego State head coach Brady Hoke announced that seniors Doug Deakin, Ernie Lawson and Andrew Preston have been named team captains for the upcoming 2010 season. The three were selected in a vote by their teammates in late August.

Deakin, a senior wide receiver from Oak Park, Calif., started his career at San Diego State as a volunteer for the football video staff in 2006. He earned a spot on the roster the following season on the defensive scout team. In 2008, he switched positions to wide receiver and last season saw action in 11 games, mostly on special teams. He earned the 2008 President's Award for Highest Standards of Academic and Athletic Excellence, has been recognized as a SDSU Scholar-Athlete and was a 2009 nominee for the College Football Rudy Awards, honoring the student-athletes who demonstrate excellent character, contribution and commitment as members of their collegiate football teams.

Lawson, a senior defensive end from Vallejo, Calif., has played in 30 career games and made 17 career starts in his three seasons as a member of the Aztecs. He set career highs last season, with 22 tackles, 6 ½ tackles for loss, two sacks and a fumble recovery. He has 49 career stops and has started 12 consecutive games for San Diego State. This summer, Lawson has moved from defensive tackle to defensive end, and earned preseason all-Mountain West Conference honors by Phil Steele Magazine. Lawson is also a San Diego State scholar-athlete.

Preston, a senior Aztec back from Centennial, Colo., has moved from an outside linebacker position last season to the feature spot in defensive coordinator Rocky Long's defense. Preston has played in 35 games in three seasons, including 29 consecutive contests. He has 200 career stops, the most of any active player. Five times in his career Preston has recorded double-figure tackle totals, including a career-best 18 stops against Air Force on Oct. 11, 2008. Despite the off-season position change, Preston still earned preseason all-conference accolades by Phil Steele Magazine.



BRADY HOKE

Won a national championship as an assistant coach at Michigan in 1997

Delivered the Top 10 list on the Late Show with David Letterman on Dec. 8, 2008

Makes homemade pizza every Thursday night during the season, a tradition that dates back to his days as high school coach in Ohio

AT SAN DIEGO STATE:

- ▶ Became San Diego State's 17th head football coach on Dec. 16, 2008.
- ▶ Of the 22 new head coaches in 2009, he was the only one to receive multiple votes for Associated Press coach of the year in 2008.
- ▶ He is one of 12 current head coaches who also serves as a position coach.
- ▶ One of three first-year coaches in 2009 who doubled his schools' win total from the previous season.

AT BALL STATE:

- ▶ Guided Ball State to a 12-1 record and an appearance in the GMAC Bowl in 2008. The Cardinals were One of 10 finalists for the 2008 Liberty Mutual National Coach of the Year award.
- ▶ Was named Mid-American Coach of the Year in 2008 and American Football Coaches Association Football Bowl Subdivision Region 3 Coach of the Year.
- ▶ Served as head coach at Ball State University in Muncie, Ind., for the last six seasons, leading the Cardinals to a pair of bowl game appearances.
- ▶ In his sixth and final year as head coach of the Cardinals, Hoke guided Ball State to its best season in program history, recording a school-record 12 wins and completing an undefeated Mid-American Conference regular-season campaign with an 8-0 mark in 2008.
- ▶ Ball State made its' first-ever appearance in the national polls a year ago, ranking as high as 12th by the Associated Press and 13th in the *USA Today* Coaches poll.
- ▶ Hoke led the Cardinals to back-to-back bowl game appearances (2007-08), the first time the feat has happened in school history. The 2008 team, which also advanced to its first MAC championship contest, earned an invitation to the GMAC Bowl in Alabama in early January.
- ▶ Ball State won its 12 games by an average of 21 points and scored a school-record 476 points, including a program-best 62 touchdowns with Hoke at the helm.
- ▶ A year ago, the Cardinals were 11th in the nation in total offense, averaging just over 450 yards per contest. They were also fifth in sacks allowed (0.92), sixth in passing efficiency (164.4) and first in fewest penalties per game (2.77) through their first 13 games.
- ▶ In 2007, Ball State made its first bowl game appearance in 11 years, earning a bid to the International Bowl in Toronto as MAC co-west division champions. The Cardinals finished with a 7-6 overall record, including a 5-2 mark in conference action, and had four players earn first-team all-league accolades.

PLAYING EXPERIENCE:

- ▶ Hoke was a defensive standout for Ball State as a student-athlete, lettering four times from 1977-80, and serving as team captain as a senior.
- ▶ His junior campaign, Hoke posted 95 tackles and as a senior, he had a team-best 150 stops to rank sixth in the MAC and garner second-team all-league honors.
- ▶ As a sophomore, he ranked third on the team in tackles and helped the Cardinals to the 1978 MAC championship with an 8-0 record, the only other time Ball State finished a league campaign undefeated prior to 2008.
- ▶ Hoke earned his bachelor's degree in criminal justice from Ball State in 1982.

PERSONAL:

- ▶ Hoke is married to the former Laura Homberger and the couple has a daughter, Kelly. His brother, Jon, was an assistant coach at San Diego State from 1987-88 under Denny Stolz, and is currently the defensive backs coach with the Chicago Bears.

■ Brady Hoke Head Coaching Record

Year	Record	League	Finish	Home	Away	Neutral	Bowl Game
2003	Ball State	4-8	3-5	5th	3-3	1-5	0-0
2004	Ball State	2-9	2-6	6th	2-3	0-6	0-0
2005	Ball State	4-7	4-4	5th	1-3	3-4	0-0
2006	Ball State	5-7	5-3	T-3rd	2-4	3-3	0-0
2007	Ball State	7-6	5-2	T-1st	3-2	4-3	0-1 International Bowl, Rutgers (L, 30-52)
2008	Ball State	12-1	8-0	1st	6-0	6-0	0-1 GMAC Bowl (Did not coach in bowl game.)
2009	San Diego State	4-8	2-6	7th	3-3	1-5	0-0
2010	San Diego State	6-2	3-1		3-0	3-2	0-0
Totals		43-48	31-27		23-18	20-28	0-2

HOKE SITUATIONAL RECORD

Overall	44-48
at San Diego State	10-10
at Ball State	34-38
Home	23-18
San Diego	6-3
Muncie, Ind.	17-15
Road	21-28
at San Diego State	4-7
Neutral	0-2
Scoring 41+ Points	16-0
Scoring 20+ Points	43-28
Allowing 20- Points	30-3
Conference Games	32-27
Home	16-13
MWC Games	5-7
Home	2-3
3-Point or Closer	7-6
7-Point or Closer	13-12

HEAD COACHES/POSITION COACHES

12 Total

Arkansas State	Steve Roberts	Sp. Tms.
Ball State	Stan Parrish	QB
Brigham Young	Bronco Mendenhall	DT
UConn	Randy Edsall	S
Kent State	Doug Martin	QB
Louisiana	Rickey Bustle	PK, LS, PR
Louisiana-Monroe	Todd Berry	QB
Nevada	Chris Ault	QB
San Diego State	Brady Hoke	DL
Tulsa	Todd Graham	S
Utah State	Gary Andersen	DT
Virginia Tech	Frank Beamer	K

AZTEC COACHING STAFF



Brady Hoke

FIELD

Head Coach, 2nd Year (Ball State '82)

- ▶ Doubled SDSU's win total from the year before in his first season on The Mesa.
- ▶ One of 10 finalists for the 2008 Liberty Mutual National Coach of the Year award in his final year at Ball State.

▶ Ball State made its' first-ever appearance in the national polls a year ago, ranking as high as 12th by the Associated Press and 13th in the USA Today Coaches poll.



Al Borges

BOX

Off. Coordinator, 2nd Year (Chico St. '81)

- ▶ Al Borges has 23 years of service as an offensive coordinator at the NCAA level.
- ▶ Borges helped Auburn compile a four-year record of 41-9 and post a 2-1 record in bowl games. He was tabbed the Offensive Coordinator of the Year by Rivals.com in 2005.

▶ While at UCLA from 1996-2000, Borges was twice a finalist for the Frank Boyles Assistant Coach of the Year award.



Rocky Long

FIELD

Def. Coordinator, 2nd Year (New Mexico '74)

- ▶ Came to SDSU in December of 2008, after serving as head coach at New Mexico for the last 11 years.
- ▶ Amassed the most victories of any Mountain West Conference head coach in the league's history. Was tabbed the league's coach of the year in 2002.

▶ While at New Mexico, he coached 12 players selected in the NFL Draft, 10 players who earned All-America honors since 2001 and had a MWC-high 34 first-team all-conference selections since 2003.




Jeff Hecklinski

BOX

Asst. HC/RBs, 2nd Year (W. Illinois '97)

- ▶ The Western Illinois graduate joined Aztec head coach Brady Hoke at Ball State in 2004 as the team's receivers coach, before taking on added duties with recruiting in 2008.
- ▶ Before moving to Ball State, was the quarterbacks coach and passing game coordinator at Arizona in 2003.

▶ Standout quarterback at Western Illinois, throwing for over 5,980 yards to rank second in the school's career record book.



Dan Ferrigno

FIELD

TEs/Special Teams, 2nd Year (SF St. '77)

- ▶ Has spent 22 seasons as an assistant coach in the Pac-10 Conference at Cal, Oregon, Oregon State and USC.
- ▶ Most recently, returned to Cal for his third stint in Berkeley to coach the Golden Bear wide receivers in '06-07.

▶ Was on staff with Brady Hoke and Rocky Long at Oregon State.
▶ Spent nine seasons with the Beavers, tutoring the running backs, defensive backs, linebackers and special teams.



Darrell Funk

FIELD

Offensive Line, 2nd Year (CSU '88, Illinois '90)

- ▶ A graduate of CSU and former assistant at his alma mater from '03-07, coaching the Aztecs' offensive line after spending 2008 as Ball State's offensive line coach.
- ▶ The Fort Collins, Colo., native spent five seasons at CSU under head coach Sonny Lubick.

▶ Three-year starter at CSU from '83-86, playing on both the offensive and defensive line and at tight end.



LeCharls McDaniel

FIELD

Wide Receivers, 10th Year (Cal Poly '81)

- ▶ In his third stint at SDSU, having coached the wide receivers (2002 and 2006), running backs (2005) and secondary/special teams ('94-96).
- ▶ Has also coached at Oregon State (STs/TEs), Cal (STs), Washington Redskins (STs), Phoenix Cardinals (WRs), Cal Poly (Sec/STs), San Diego Chargers (Asst. STs) and Hartnell College (Sec).

▶ Honorable mention All-American as a senior cornerback in 1980.



Brian Sipe

FIELD

Quarterbacks, 2nd Year (San Diego State)

- ▶ Played for legendary SDSU coach Don Coryell and was the Aztecs' leading passer in '70 and '71. In '70, he directed SDSU to a 9-2 record as the Aztecs spent eight weeks ranked among the nation's top 20.
- ▶ As a junior, he was an honorable mention All-American by the AP after throwing for 2,618 yards and 23 TDs.

▶ In 1980, he earned league MVP honors and was named first-team all-pro, leading the Browns to an 11-5 record.



Mark Smith

FIELD

LBs, 2nd Year (Purdue '79, Bowling Green '83)

- ▶ Spent the last seven seasons as Brady Hoke's defensive coordinator and linebackers coach at Ball State.
- ▶ Has been a defensive coordinator on the collegiate level for 10 years overall.
- ▶ Before moving to Muncie, Smith was an assistant coach at Indiana State for 15 years, including the last two as defensive coordinator of the Sycamores, where he helped tutor six All-Americans including NFL Draft pick Dan Brandenburg.



Tony White

BOX

Cornerbacks, 2nd Year (UCLA '02)

- ▶ Came to San Diego State after spending 2008 alongside current Aztec defensive coordinator Rocky Long at New Mexico. White was in charge of the Lobos' linebackers.
- ▶ In 2008, White coached two honorable mention all-conference linebackers in Zach Arnett and Herbert Felder.

▶ Was a three-year starter and four-year letterman at outside linebacker for UCLA from 1997-2000.

SAN DIEGO STATE ROSTER

Alphabetical

No.	Name	Pos.
26	Andrews, Marcus	DB
44	Andrews, Rob	LB
49	Autele, J.J.	DL
54	Barksdale, Demetrius	LB
92	Beed, Everett	DL
86	• Ben-Ron, Jesse	DL
20	Berhe, Nat	DB
12	• Bernards, Jake	QB
58	Brewer, Aaron	LS
30	Brown, Davon	RB
80	Brown, Vincent	WR
9	Burris, Miles	LB
16	Clark, Ryne	QB
67	Corbett, Garrett	OL
11	Davis, Brandon	DB
17	Deakin, Doug	WR
84	Denso, Dylan	WR
64	Dilley, Zach	OL
13	• Dingwell, Adam	QB
60	Draheim, Tommie	QB
46	Driver, Jacob	LB
68	Embernate, Nik	OL
88	Escobar, Gavin	TE
73	Farr, Kellen	OL
63	Feaster, Andrew	LB
56	Fely, Jake	LB
19	Forni, Chris	WR
98	Galea, Cody	DL
96	Galea, Kenneth	DL
66	Gauld, Riley	OL
57	Gavert, Josh	LB
45	Ghandour, John	TE
93	Gibbs, Larry	DL
50	• Gordert, Chris	DL
65	Gordon, Japheth	OL
75	Grassilli, Leo	OL
21	• Gregorio, Robert	WR
79	Gunther, Kurtis	OL
37	Harris, Vaness	LB
43	• Heers, Brice	FB
5	Hemmings, Dey Juan	DB
89	Hewitt, Hunter	TE
13	• Hillman, Ronnie	RB
35	Holder, King	DB
4	Horn, Romeo	DB
50	• Iosefa, Trask	OL
95	Jackson, Perry	DL
71	Johnson, Alec	OL
81	Jones, Marven	WR
34	• Kazee, Walter	RB
21	• Keels, Mahbu	DB
31	Ketchum, Logan	LB
62	Koletsky, Brandon	LS
40	• Lamar, David	WR
99	Lawson, Ernie	DL
6	Lemon, Gabe	DB
3	Lewis, Darryn	DB
14	• Lindley, Ryan	QB
24	Lockett, Colin	DB
94	Long, Jerome	DL
7	• Mack, Derek	DB
74	Matamua, Mike	OL
2	McFadden, Leon	DB
32	Miller, Anthony	RB
51	Miller, Jimmy	OL
18	• Morrison, Colton	QB
48	Moses, Eron	DL
39	• Muema, Adam	RB

Numerical

No.	Name	Pos.	Ht.	Wt.	Yr.	Exp.	Hometown (High School/College)
1	DeMarco Sampson	WR	6-2	205	Sr.	3L	Chula Vista, Calif. (Castle Park High)
2	Leon McFadden	DB	5-10	180	So.	1L	Inglewood, Calif. (St. John Bosco High)
3	Darryn Lewis	DB	5-9	170	Sr.	2L	Elk Grove, Calif. (Franklin High)
4	Romeo Horn	DB	6-0	185	Jr.	2L	Fresno, Calif. (Edison High)
5	Dey Juan Hemmings	DB	5-11	205	Sr.	3L	San Bernardino, Calif. (Rialto High)
6	Gabe Lemon	DB	5-10	190	Fr.	RS	Mission Viejo, Calif. (Lutheran High)
7	Derek Mack	DB	5-7	160	So.	SQ	Spring Valley, Calif. (Otay Ranch High)
7	Alston Umuolo	TE	6-4	255	Sr.	3L	Phoenix, Ariz. (Centennial High)
9	Miles Burris	LB	6-3	235	Jr.	2L	Granite Bay, Calif. (Granite Bay High)
10	Josh O'Brien	TE	6-4	230	Sr.	SQ	Del Mar, Calif. (Santa Fe Christian High)
11	Brandon Davis	DB	6-2	190	Jr.	2L	Oakland, Calif. (Castlemont High)
12	Jake Bernards	QB	6-5	210	Fr.	RS	Valencia, Calif. (West Ranch High)
12	Josh Wade	DB	6-0	180	So.	1L	San Diego, Calif. (Point Loma High)
13	Adam Dingwell	QB	6-4	195	Fr.	HS	Rockwall, Texas (Rockwall High)
13	Ronnie Hillman	RB	5-10	185	Fr.	HS	La Habra, Calif. (La Habra High)
14	Ryan Lindley	QB	6-4	220	Jr.	2L	Alpine, Calif. (El Capitan High)
14	Brian Stahovich	P	6-0	190	Jr.	2L	Solana Beach, Calif. (Cathedral Catholic High)
15	Jose Perez	DB	6-1	180	Sr.	2L	Oceanside, Calif. (Oceanside High)
16	Ryne Clark	QB	6-2	205	Fr.	RS	Palm Desert, Calif. (Palm Desert High)
17	Doug Deakin	WR	6-0	185	Sr.	1L	Oak Park, Calif. (Oak Park High)
18	Colton Morrison	QB	6-5	210	Fr.	HS	Oceanside, Calif. (El Camino High)
18	Dominique Sandifer	WR	6-0	190	So.	1L	Gardena, Calif. (Beverly Hills High)
19	Chris Forni	WR	6-3	190	Jr.	TR	Petaluma, Calif. (Casa Grande High/San Francisco CC)
20	Nat Berhe	DB	5-10	185	Fr.	RS	Colton, Calif. (Colton High)
21	Robert Gregorio	WR	5-10	170	So.	SQ	Rolling Hills, Calif. (Palos Verdes High)
21	Mahbu Keels	DB	6-1	170	Fr.	HS	San Diego, Calif. (Mission Bay High)
22	Andrew Preston	DB	6-1	210	Sr.	3L	Centennial, Colo. (Arapahoe High)
23	Brandon Sullivan	RB	5-11	215	Sr.	3L	Poway, Calif. (Poway High)
24	Colin Lockett	DB	6-0	185	Fr.	RS	Diamond Bar, Calif. (Diamond Bar High)
26	Marcus Andrews	DB	6-0	190	Fr.	RS	Los Angeles, Calif. (Crenshaw High)
27	Eric Pinkins	DB	6-3	200	So.	1L	Sacramento, Calif. (Inderkum High)
29	Larry Parker	DB	5-11	170	Jr.	1L	San Diego, Calif. (St. Augustine High/Grossmont JC)
29	Bryan Shields	K	6-1	195	Sr.	SQ	Bonita, Calif. (Bonita Vista High/Utah State)
30	Davon Brown	RB	5-9	190	Sr.	3L	Torrance, Calif. (South High)
31	Logan Ketchum	LB	6-3	220	Jr.	1L	Oak Park, Calif. (Oak Park High)
32	Anthony Miller	RB	6-0	225	So.	1L	Dallas, Texas (Carter High)
33	Colin Shumate	LB	6-2	220	So.	SQ	Las Vegas, Nev. (Las Vegas High)
34	Walter Kazee	RB	5-9	180	So.	1L	San Bernardino, Calif. (Cajon High)
34	J.J. Whittaker	DB	5-10	175	Fr.	HS	Oceanside, Calif. (Oceanside High)
35	King Holder	DB	5-10	170	Fr.	HS	Oceanside, Calif. (Oceanside High)
36	Nick Tenhaeff	LB	6-2	210	Fr.	RS	Atascadero, Calif. (Atascadero High)
37	Vaness Harris	LB	6-2	245	Fr.	RS	Los Angeles, Calif. (Dorsey High)
38	Abel Perez	K	6-1	225	Jr.	TR	Chula Vista, Calif. (Castle Park High/Southwestern College)
39	Adam Muema	RB	5-10	205	Fr.	HS	Covina, Calif. (Charter Oak High)
39	Rene Siluano	DB	5-10	190	Fr.	HS	Oceanside, Calif. (Oceanside High)
40	David Lamar	WR	6-2	170	Fr.	HS	San Diego, Calif. (Madison High)
40	Chad Young	FB	5-11	240	Fr.	RS	La Verne, Calif. (Glendora High)
41	Marcus Russell	WR	5-11	190	Jr.	TR	Fresno, Calif. (Buchanan High/Fresno City College)
41	Khalid Stevens	DB	5-11	195	So.	SQ	Pacific Palisades, Calif. (Palisades High)
42	Brandon Turner	WR	6-3	195	Fr.	HS	Orange, Calif. (Orange Lutheran High)
43	Brice Heers	FB	5-11	215	Fr.	RS	Encinitas, Calif. (Santa Fe Christian High)
43	Ross Williams	DB	6-3	210	So.	SQ	Rancho Santa Margarita, Calif. (Mission Viejo High)
44	Rob Andrews	LB	6-2	220	So.	1L	Pleasanton, Calif. (Foothill High)
45	John Ghandour	TE	6-4	245	Fr.	HS	La Habra, Calif. (La Habra High)
46	Jacob Driver	LB	6-2	205	Fr.	RS	Carlsbad, Calif. (La Costa Canyon High)
47	Jacob Tauanuu	DL	6-1	260	Sr.	1L	San Diego, Calif. (Helix High/UAB)
48	Eron Moses	DL	6-4	250	Jr.	SQ	Yorba Linda, Calif. (Esperanza High)
49	J.J. Autele	DL	6-1	250	Jr.	1L	Waipahu, Hawaii (Punahou High)
50	Chris Gordert	LB	6-0	230	So.	SQ	Honolulu, Hawaii (Mira Mesa High (Calif.))
50	Trask Iosefa	OL	6-0	300	Sr.	3L	Ewa Beach, Hawaii (Punahou High)
51	Jimmy Miller	OL	6-3	290	So.	SQ	Denver, Colo. (J.K. Mullen High)
52	Marcus Yarbrough	LB	6-2	230	Sr.	3L	San Diego, Calif. (Eastlake High)
53	Emilio Rivera	OL	6-4	305	Jr.	2L	Sylmar, Calif. (Sylmar High)
54	Demetrius Barksdale	LB	6-3	210	Jr.	1L	San Diego, Calif. (University City High)
55	Neil Spencer	DL	6-2	280	Jr.	1L	Las Vegas, Nev. (Cimarron-Memorial High)
56	Jake Fely	LB	5-10	205	Fr.	HS	Oceanside, Calif. (Oceanside High)
57	Josh Gavert	LB	6-2	190	Fr.	HS	Lakewood, Calif. (Mayfair High)
58	Aaron Brewer	LS	6-5	215	Jr.	2L	Fullerton, Calif. (Troy High)

Numerical

No.	Name	Pos.	Ht.	Wt.	Yr.	Exp.	Hometown (High School/College)
59	Jordan Thomas	DL	6-1	240	Fr.	HS	Redlands, Calif. (Redlands High)
60	Tommie Draheim	OL	6-4	300	Jr.	1L	Lakeside, Calif. (El Capitan High)
62	Brandon Koletsky	LS	6-2	220	Fr.	HS	Encino, Calif. (Campbell Hall High)
63	Andrew Feaster	LB	6-0	195	So.	TR	Chula Vista, Calif. (Eastlake High/Southwestern College)
64	Zack Dilley	OL	6-5	280	Fr.	HS	Menifee, Calif. (Paloma Valley High)
65	Japheth Gordon	OL	6-3	285	Fr.	RS	Canyon Country, Calif. (Canyon High)
66	Riley Gauld	OL	6-5	300	Jr.	TR	Santa Maria, Calif. (Santa Ynez High/Allan Hancock College)
67	Garrett Corbett	OL	6-5	270	Fr.	HS	Sparks, Nev. (Reed High)
68	Nik Embernate	OL	6-4	305	So.	1L	Yucaipa, Calif. (Yucaipa High)
70	Juan Roman	OL	6-3	280	Fr.	RS	San Diego, Calif. (Serra High)
71	Alec Johnson	OL	6-3	295	So.	SQ	Denver, Colo. (J.K. Mullen High)
72	Tom Rische	OL	6-4	305	Sr.	SQ	Fresno, Calif. (Bullard High)
73	Kellen Farr	OL	6-7	300	Jr.	1L	Mesa, Ariz. (Red Mountain High)
74	Mike Matamua	OL	6-4	300	Jr.	1L	Kapolei, Hawaii (Kapolei High)
75	Leo Grassilli	OL	6-3	290	Jr.	SQ	Woodbridge, Va. (Hylton High)
79	Kurtis Gunther	OL	6-8	290	Jr.	1L	Camarillo, Calif. (Adolfo Camarillo High)
80	Vincent Brown	WR	6-0	195	Sr.	3L	Rancho Cucamonga, Calif. (Rancho Cucamonga High)
81	Marven Jones	WR	6-4	205	Fr.	RS	San Diego, Calif. (Kearny High)
82	Jay Waddell	WR	6-0	175	Fr.	HS	Hesperia, Calif. (Hesperia High)
83	Osmond Nicholas	WR	6-3	210	Fr.	RS	Oceanside, Calif. (Oceanside High)
84	Dylan Denso	WR	6-2	205	Fr.	RS	Dana Point, Calif. (Dana Hills High)
85	D.J. Shields	TE	6-4	240	So.	1L	Bonita, Calif. (Bonita Vista High)
86	Jesse Ben-Ron	DL	6-3	245	Fr.	RS	Anaheim, Calif. (Loara High)
86	Ezell Ruffin	WR	6-1	190	Fr.	HS	Long Beach, Calif. (Woodrow Wilson High)
87	Bryce Quigley	TE	6-5	240	Fr.	HS	Apple Valley, Calif. (Granite Hills High)
88	Gavin Escobar	TE	6-6	245	Fr.	RS	Rancho Santa Margarita, Calif. (Santa Margarita Catholic High)
89	Hunter Hewitt	TE	6-5	245	So.	1L	Lafayette, Calif. (Acalanes High)
90	B.J. Williams	DL	6-3	250	Sr.	3L	Aurora, Colo. (Eaglecrest High)
91	Frederick Trujillo	DL	6-1	225	So.	SQ	Albuquerque, N.M. (Highland High)
92	Everett Beed	DL	6-3	225	Fr.	HS	Phelan, Calif. (Serrano High)
93	Larry Gibbs	DL	6-0	245	Jr.	SQ	Riverside, Calif. (Riverside Ramona High)
94	Jerome Long	DL	6-5	280	Jr.	2L	Los Osos, Calif. (Morro Bay High)
95	Perry Jackson	DL	6-2	245	Jr.	TR	Roseville, Calif. (Laguna Creek High/Sierra JC)
96	Kenneth Galea'i	DL	6-1	280	Fr.	HS	Oceanside, Calif. (Oceanside High)
97	Dontrell Onuahu	DL	6-2	285	Fr.	HS	La Quinta, Calif. (La Quinta High)
98	Cody Galea	DL	6-3	240	Fr.	HS	Elk Grove, Calif. (Franklin High)
99	Ernie Lawson	DL	6-3	275	Sr.	3L	Vallejo, Calif. (St. Patrick-St. Vincent High)

Alphabetical

No.	Name	Pos.
83	Nicholas, Osmond	WR
10	O'Brien, Josh	TE
97	Onuahu, Dontrell	DL
29	♦ Parker, Larry	DB
38	Perez, Abel	K
15	Perez, Jose	DB
27	Pinkins, Eric	DB
22	Preston, Andrew	DB
87	Quigley, Bryce	TE
72	Rische, Tom	OL
53	Rivera, Emilio	OL
70	Roman, Juan	OL
86	♦ Ruffin, Ezell	WR
41	♦ Russell, Marcus	WR
1	Sampson, DeMarco	WR
18	♦ Sandifer, Dominique	WR
29	♦ Shields, Bryan	K
85	Shields, D.J.	TE
33	Shumate, Colin	LB
39	♦ Siluano, Rene	DB
55	Spencer, Neil	DL
14	♦ Stahovich, Brian	P
41	♦ Stevens, Khalid	DB
23	Sullivan, Brandon	RB
47	Tauanuu, Jacob	DL
36	Tenhaeff, Nick	LB
59	Thomas, Jordan	DL
91	Trujillo, Frederick	DL
42	Turner, Brandon	WR
7	♦ Umuolo, Alston	TE
82	Waddell, Jay	WR
12	♦ Wade, Josh	DB
34	♦ Whittaker, J.J.	DB
90	Williams, B.J.	DL
43	♦ Williams, Ross	DB
52	Yarbrough, Marcus	LB
40	♦ Young, Chad	FB

♦ - Duplicate Number

The Coaching Staff

Brady Hoke (Ball State '82) Head Coach/Defensive Line, 2nd season; **Al Borges** (Chico State '81) Offensive Coordinator, 2nd season; **Rocky Long** (New Mexico '74), Defensive Coordinator, 2nd season; **Jeff Hecklinski** (Western Illinois '97) Assistant Head Coach/Running Backs/Recruiting Coordinator, 2nd season; **Dan Ferrigno** (San Francisco State '75) Tight Ends/Special Teams, 2nd season; **Darrell Funk** (Colorado State '88) Offensive Line, 2nd season; **LeCharis McDaniel** (Cal Poly '81) Wide Receivers, 10th season; **Brian Sipe** (San Diego State) Quarterbacks, 2nd season; **Mark Smith** (Purdue '79) Linebackers, 2nd season; **Tony White** (UCLA '02) Cornerbacks, 2nd season; **Bob Lopez** (Illinois State '77) Director of Football Operations, 3rd season.

Pronunciation Guide

J.J. Autele	all-tell-EE	Japheth Gordon	JAW-phet (like prophet)	Brian Stahovich	stuh-HOV-itch
Nat Berhe	nat bur-HEY	Trask Iosefa	i-o-SEF-uh	Khalid Stevens	kuh-LEAD
Davon Brown	duh-VAUGHN	Walter Kazee	KAY-zee	Jacob Tauanuu	tao (like now)-uh-NEW-ew
Doug Deakin	DEE-kin	Mahbu Keels	Keels (like heels)	Nick Tenhaeff	ten-OFF
Tommie Draheim	DRAY-hime	Mike Matamua	mah-tah-MOO-uh	Alston Umuolo	ALL-stun OO-moo-o-low
Jake Fely	FEE-lee	Eron Moses	Aaron	Marcus Yarbrough	yar-BRO
Cody Galea	go-LAY-uh	Adam Muema	MOO-emma		
Kenneth Galea'i	nah-LEE-ah-E	Dontrell Onuahu	on-nuh-HO		
Josh Gavert	GAV-ert	Tom Rische	rish-EE		
Chris Gordert	GORE-dert	Ezell Ruffin	EE-zell		
Leo Grassilli	gruh-SILL-ee	DeMarco Sampson	duh-MARK-o		
Robert Gregorio	greh-gore-EE-o	Rene Siluano	See-lou-ah-no		

SAN DIEGO STATE UPDATED BIOS



► #26 MARCUS ANDREWS

DB, 6-0, 190, Fr-RS
Los Angeles, Calif. (Crenshaw HS)

■ **2010:** Played his first career game against Nicholls, posting two solo tackles and a pass break up as a reserve ... Had another PBU in the win over New Mexico State ... Three tackles and his third pass break-up of the year at No. 25 Missouri ... Three stops for the second game in a row against Utah State ... Doubled his previous high with six tackles in the loss at BYU ... Made four stops, including his first TFL, at New Mexico ... Three tackles and a PBU at Wyoming.

■ ANDREWS' CAREER STATISTICS

Career Statistics	G	UA-AT-TT	TFL-Yds.	Sacks	Int.	PBU	FF	FR
2010	8	13-10-23	0.5-3	0-0	0-0	4	0	0

Career/2010 Highs: Tackles: 6 at BYU (10/9/10); at Missouri (9/18/10); TFL: 0.5 at New Mexico (10/23/10); PBU: 1, four times.



► #44 ROB ANDREWS

LB, 6-2, 220, So.-1L
Pleasanton, Calif. (Foothill HS)

■ **2010:** Recorded three stops in the opener against Nicholls ... Followed that performance up with five tackles and his first TFL against NMSU ... Played, but did not make a stop at No. 25 Missouri ... Two tackles in the win over Utah State ... Saw limited action at BYU and did not log a stop ... Made four tackles in the win over Air Force ... First career PBU at New Mexico.

■ R. ANDREWS' CAREER STATISTICS

Career Statistics	G	UA-AT-TT	TFL-Yds.	Sacks	Int.	PBU	FF	FR
2009	5	1-1-2	0.0-0	0-0	0-0	0	0	0
2010	8	8-7-15	0.5-2	0-0	0-0	1	0	0
Totals	13	9-8-17	0.5-2	0-0	0-0	1	0	0

Career/2010 Highs: Tackles: 5 at NMSU (9/11/10); TFL: 0.5 at NMSU (9/11/10); PBU: 1 at New Mexico (10/23/10).



► #49 J.J. AUTELE

DL, 6-1, 250, Jr.-1L
Waipahu, Hawaii (Punahou HS)

■ **2010:** Was a reserve in the season-opener vs. Nicholls, but did not tally any tackles ... First stops of the year with two in the win at NMSU, also logging a tackle for a loss of a yard ... Combined with Logan Ketchum for the first sack of his career at No. 25 Missouri ... Played but did not a stop against Utah State ... Career best with five tackles, including one for a loss, at BYU ... One solo stop in the upset of Air Force and two assisted tackles in the victory at UNM ... Three tackles, including a sack for a loss of 10 yards, at Wyoming.

■ AUTELE'S CAREER STATISTICS

Career Statistics	G	UA-AT-TT	TFL-Yds.	Sacks	Int.	PBU	FF	FR
2008	4	2-1-3	0-0	0-0	0-0	0	0	0
2009	11	7-5-12	1.0-4	0-0	0-0	0	0	0
2010	8	8-6-14	3.5-13	1.5-10	0-0	0	0	0
Totals	23	17-12-29	4.5-17	1.5-10	0-0	0	0	0

Career Highs: Tackles: 5 at BYU (10/9/10); TFL: 1.0, four times; Sacks: 1.0 at Wyoming (10/30/10).

2010 Highs: Tackles: 5 at BYU (10/9/10); TFL: 1.0, three times; Sacks: 1.0 at Wyoming (10/30/10).



► #54 DEMETRIUS BARKSDALE

LB, 6-3, 210, Jr.-1L
San Diego, Calif. (University City HS)

■ **2010:** Recovered his second career fumble in the opener with Nicholls, while also contributing two tackles and a pass break-up ... One assisted stop in the win at NMSU and two tackles against No. 25 Missouri ... Best game of this career thus far with six tackles, highlighted by his first sack for a loss of 14 yards, in the victory vs. Utah State ... Three solo efforts and a TFL in the MWC opener with BYU ... Matched his season and career high with six tackles, including four solos, in the upset of No. 23 Air Force ... Half tackle for a loss of three yards and a PBU at New Mexico ... Two assisted efforts and another PBU in the win at Wyoming.

■ BARKSDALE'S CAREER STATISTICS

Career Statistics	G	UA-AT-TT	TFL-Yds.	Sacks	Int.	PBU	FF	FR
2009	11	8-3-11	1.0-7	0-0	0-0	0	0	1-0
2010	8	15-9-24	2.5-18	1.0-14	0-0	3	0	1-0
Totals	19	23-12-35	3.5-25	1.0-14	0-0	3	0	2-0

Career Highs: Tackles: 6 vs. Air Force (10/19/10); vs. Utah St. (9/25/10); TFL: 1.0, three times; Sacks: 1.0 vs. Utah St. (9/25/10); PBU: 1, three times; FR: 1 vs. Nicholls (9/4/10), vs. New Mexico St. (10/3/09).

2010 Highs: Tackles: 6 vs. Air Force (10/19/10); vs. Utah St. (9/25/10); TFL: 1.0 at BYU (10/9/10), vs. Utah St. (9/25/10); Sacks: 1.0 vs. Utah St. (9/25/10); PBU: 1, three times; FR: 1 vs. Nicholls (9/4/10).



► #12 JAKE BERNARDS

QB, 6-5, 210, Fr-RS
Valencia, Calif. (West Ranch HS)

■ **2010:** Made his first collegiate appearance in the fourth quarter against Nicholls, completing his only pass attempt for 10 yards ... Did not play in the last seven games.

■ BERNARDS' CAREER STATISTICS

Career Statistics	G	Att.	Com.	INT	Yds.	TDs	Eff.	Tot. Off.
2010	1	1	1	0	10	0	184.00	10

Career/2010 Highs: Attempts: 1 vs. Nicholls (9/4/10); Completions: 1 vs. Nicholls (9/4/10); Passing Yards: 10 vs. Nicholls (9/4/10); Long Pass: 10 vs. Nicholls (9/4/10).



► #20 NAT BERGE

DB, 5-10, 185, Fr-RS
Colton, Calif. (Colton HS)

■ **2010:** Played his first collegiate game on defense and special teams vs. Nicholls, finishing with one solo stop ... Seven tackles, one TFL and recovered a fumble on punt coverage, setting up an Aztec touchdown, at New Mexico State ... Made two tackles and logged his first career PBU vs. No. 25 Missouri ... First career interception in the victory over Utah State, returning it 10 yards and also contributing four tackles ... Career high nine tackles with seven of those coming in the first half alone at BYU ... First career start in the upset of No. 23 Air Force ... Missed the Wyoming contest due to injury.

■ BERGE'S CAREER STATISTICS

Career Statistics	G	UA-AT-TT	TFL-Yds.	Sacks	Int.	PBU	FF	FR
2010	7	16-11-27	1.0-2	0-0	1-10	1	0	1-0

Career/2010 Highs: Tackles: 9 at BYU (10/9/10); TFL: 1.0 at NMSU (9/11/10); INT: 1 vs. Utah St. (9/25/10); PBU: 1 at Missouri (9/18/10); FR: 1 at NMSU (9/11/10).



► **#30 DAVON BROWN**

RB, 5-9, 190, Sr.- 3L
Torrance, Calif. (South HS)

■ **2010:** Outstanding first career start in the opener against Nicholls, contributing two rushing touchdowns (6, 21 yards) ... Totaled 65 rushing yards on 11 carries, both career highs, and also had a reception for 14 yards ... Starter for second straight week at New Mexico State, carrying four times for 50 yards, including a career-long 44-yard effort in the second half ... Reserve vs. No. 25 Missouri, finishing with a carry, a catch and four kick returns for 84 yards, including a 25-yarder ... Did not post a rush against Utah St., but had two kick returns for 33 yards ... One catch for nine yards in the MWC opener with BYU ... Appeared on special teams in the upset of No. 23 Air Force ... Three rushing attempts at New Mexico and one vs. Wyoming.

■ **D. BROWN'S CAREER STATISTICS**

Career Statistics	Rushing					Receiving			
	G	Att.	Yds.	TD	Avg.	No.	Yds.	TD	Avg.
2007	9	12	20	1	1.7	0	0	0	0.0
2008	6	2	1	0	0.5	1	36	0	36.0
2009	12	15	31	0	2.6	2	12	0	6.0
2010	8	20	114	2	5.7	3	30	0	10.0
Totals	35	49	166	3	3.4	6	78	0	13.0

Kickoff Returns	Att.	Yds.	TD	Avg.	Long
2007	1	18	0	18.0	18
2008	6	104	0	17.3	28
2009	8	160	0	20.0	46
2010	11	187	0	17.0	25
Totals	26	469	0	18.0	46

Career Highs: Carries: 11 vs. Nicholls (9/4/10); Rushing Yards: 65 vs. Nicholls (9/4/10); Rushing TD: 2 vs. Nicholls (9/4/10); Long Rush: 44 at NMSU (9/11/10); Receptions: 1, six times; Receiving Yards: 36 vs. Cal Poly (8/30/08); Long Reception: 36 vs. Cal Poly (8/30/08); Long Kickoff Return: 46 vs. Wyoming (11/14/09).

2010 Highs: Carries: 11 vs. Nicholls (9/4/10); Rushing Yards: 65 vs. Nicholls (9/4/10); Rushing TD: 2 vs. Nicholls (9/4/10); Long Rush: 44 at NMSU (9/11/10); Receptions: 1, three times; Receiving Yards: 14 vs. Nicholls (9/4/10); Long Reception: 14 vs. Nicholls (9/4/10); Long Kickoff Return: 25 at Missouri (9/18/10), at NMSU (9/11/10).



► **#80 VINCENT BROWN**

WR, 6-0, 195, Sr.-3L,
Rancho Cucamonga, Calif. (Rancho Cucamonga HS)

■ **2010:** On the Biletnikoff Award watch list (top receiver) for the second year in a row ... 10 career 100-yard receiving games ... Also plays on special teams ... Starter in the opener with Nicholls, logging five receptions for 39 yards ... Five catches for the second consecutive week, just missing the century mark in receiving yardage with 99, including a long of 55, at New Mexico State ... Third-straight game with five catches at No. 25 Missouri ... Best outing of the season thus far with his five receptions for 177 yards and two scores in the victory over Utah State ... Scored TDs on catches of 65 and 82 yards, with the latter being the longest reception of his career and fifth-longest in the country this season ... Went over the 2,000-yard mark in career receiving yards against the Aggies, becoming the 12th Aztec to reach the milestone ... Second consecutive 100-yard receiving game at BYU, posting six grabs for 101 yards and a 36-yard TD ... Did not start vs. the Cougars, the first time he has not started in a game in which he has played since 2007 ... Three catches for 60 yards in the upset of No. 23 Air Force ... Season-high seven receptions at New Mexico ... Third 100-yard receiving outing of the year with five catches for 144 yards, including a long of 53 yards, at Wyoming ... Fifth in the Aztec history in career receiving yards and seventh in receptions ... Tied for first in the MWC in receptions (5.1/g) and second in receiving yards (90.3/g) in 2010 ... Is 17th nationally in receiving.

... (Continuation of Vincent Brown's 2010 performance details, including his 100-yard receiving game at BYU and his performance against Wyoming and New Mexico State.)

■ **V. BROWN'S CAREER STATISTICS**

Career Statistics	Receiving				
	G	No.	Yds.	TD	Avg.
2007	12	31	349	2	11.3
2008	12	64	631	5	9.9
2009	7	45	778	6	17.3
2010	8	41	722	3	17.6
Totals	39	182	2,480	16	13.6

Career Highs: Receptions: 13 at Idaho (9/19/09); Receiving Yards: 183 vs. Idaho (9/27/08); Receiving TDs: 3 vs. Idaho (9/27/08); Longest Reception: 82 vs. Utah St. (9/25/10); Kickoff Returns: 8 vs. Cincinnati (9/29/07); Kickoff Return Yards: 146 vs. WSU (9/8/07); Longest Kickoff Return: 49 vs. PSU (9/22/07).

2010 Highs: Receptions: 8 at New Mexico (10/23/10); Receiving Yards: 177 vs. Utah St. (9/25/10); Receiving TDs: 2 vs. Utah St. (9/25/10); Longest Reception: 82 vs. Utah St. (9/25/10).

■ **V. BROWN 2010 GAME-BY-GAME**

	Receiving			
	No.	Yds.	TD	Avg.
NICHOLLS (9/4/10)*	5	39	0	7.8
at NMSU (9/11/10)*	5	99	0	19.8
at Missouri (9/18/10)*	5	17	0	3.4
UTAH ST. (9/25/10)*	5	177	2	35.4
at BYU (10/9/10)	6	101	1	16.8
AIR FORCE (10/16/10)*	3	60	1	20.0
at UNM (10/23/10)*	7	85	0	12.1
at WYO (10/30/10)*	5	144	0	28.8

* = Game started



► **#9 MILES BURRIS**

LB, 6-2, 235, Jr.-2L,
Granite Bay, Calif. (Granite Bay HS)

■ **2010:** Made his 13th consecutive start at linebacker in the opener, coming away with four tackles, including one for a loss of seven yards ... Tied for team game high in tackles with eight at New Mexico State ... Forced his first career fumble in the fourth quarter at No. 25 Missouri, while also adding 1.5 tackles for loss ... Tallied a sack in the win over Utah State ... Standout effort in the MWC opener with BYU, tallying a pair of sacks, forcing a fumble and ending up with six tackles overall ... Reached the 100-tackle mark against the Cougars ... Four stops in the win over No. 23 Air Force ... SDSU's leading tackler at New Mexico, posting eight with two TFLs and a sack ... Another sack at Wyoming, logging four solo tackles overall.

■ **BURRIS' CAREER STATISTICS**

Career Statistics	G	UA-AT-TT	TFL-Yds.	Sacks	Int.	PBU	FF	FR
2008	12	11-8-19	1.5-2	0-0	0-0	0	0	0
2009	12	30-28-58	6.0-14	1.5-9	0-0	0	0	0
2010	8	23-17-40	9.0-37	5.0-25	0-0	0	2	0
Totals	32	64-53-117	16.5-53	6.5-34	0-0	0	2	0

Career Highs: Tackles: 9 at Air Force (9/26/09); TFL: 2.0, three times; Sack: 2.0 at BYU (10/9/10); FF: 1 at BYU (10/9/10), at Missouri (9/18/10).

2010 Highs: Tackles: 8 at New Mexico (10/23/10), at NMSU (9/11/10); TFL: 2.0 at New Mexico (10/23/10), at BYU (10/9/10); Sack: 2.0 at BYU (10/9/10); FF: 1 at BYU (10/9/10), at Missouri (9/18/10).

■ **BURRIS 2010 GAME-BY-GAME**

	G	UA-AT-TT	TFL-Yds.	Sacks	Int.	PBU	FF	FR
NICHOLLS (9/4/10)*	1	3-1-4	1.0-7	0-0	0-0	0	0	0
at NMSU (9/11/10)*	1	3-5-8	0.5-1	0-0	0-0	0	0	0
at Missouri (9/18/10)*	1	2-2-4	1.5-3	0-0	0-0	0	1	0
UTAH ST. (9/25/10)*	1	1-1-2	1.0-6	1.0-6	0-0	0	0	0
at BYU (10/9/10)*	1	4-2-6	2.0-12	2.0-12	0-0	0	1	0
AIR FORCE (10/16/10)*	1	0-4-4	0-0	0-0	0-0	0	0	0
at UNM (10/23/10)*	1	6-2-8	2.0-2	1.0-1	0-0	0	0	0
at WYO (10/30/10)*	1	4-0-4	1.0-6	1.0-6	0-0	0	0	0

* = Game started



► **#11 BRANDON DAVIS**

DB, 6-2, 190, Jr.-2L,
Oakland, Calif. (Castlemont HS)

■ 2010: Starter at Warrior against Nicholls, pitching in an assisted tackle ... Made four stops at New Mexico State and also contributed a team season-long 36-yard kickoff return ... Three solo tackles at No. 25 Missouri ... Four stops against Utah State, including a sack for a loss of eight yards and a PBU ... Made five tackles with one behind the line of scrimmage and added a PBU and two kick off returns for 38 yards at BYU ... A reserve on defense, but did return four kickoffs for 92 yards (23.0 ypr.) with a long of 32 vs. No. 23 Air Force ... Outstanding evening as a kick returner at New Mexico, averaging 30.5 yards a return, including a career-long 37-yard effort ... SDSU's top tackler at Wyoming, posting six and a pass breakup.

■ **DAVIS' CAREER STATISTICS**

Career Statistics	G	UA-AT-TT	TFL-Yds.	Sacks	Int.	PBU	FF	FR
2008	11	2-3-5	0-0	0-0	0-0	0	0	0
2009	11	26-7-33	2.0-13	1.0-8	0-0	5	1	0
2010	8	17-8-25	2.0-9	1.0-8	0-0	3	0	0
Totals	30	45-18-63	4.0-22	2.0-16	0-0	8	1	0

Career Highs: Tackles: 9 vs. UNM (10/31/09), vs. BYU (10/17/09); TFLs: 1.0, four times; Sacks: 1.0 vs. Utah St. (9/25/10), vs. NMSU (10/3/09); PBU: 2 at UNLV (11/28/09), vs. UNM (10/31/09); FF: 1 at UCLA (9/5/09).

2010 Highs: Tackles: 6 at Wyoming (10/30/10); TFLs: 1.0 at BYU (10/9/10), vs. Utah St. (9/25/10); Sacks: 1.0 vs. Utah St. (9/25/10); PBU: 1, three times; Long Kickoff Return: 37 at UNM (10/23/10).

Kickoff Returns	Att.	Yds.	TD	Avg.	Long
2009	3	53	0	17.7	20
2010	13	326	0	25.1	37
Totals	16	379	0	23.7	37

■ **DAVIS 2010 GAME-BY-GAME**

	G	UA-AT-TT	TFL-Yds.	Sacks	Int.	PBU	FF	FR
NICHOLLS (9/4/10)*	1	0-1-1	0-0	0-0	0-0	0	0	0
at NMSU (9/11/10)*	1	1-3-4	0-0	0-0	0-0	0	0	0
at Missouri (9/18/10)*	1	3-0-3	0-0	0-0	0-0	0	0	0
UTAH ST. (9/25/10)*	1	4-0-4	1.0-8	1.0-8	0-0	1	0	0
at BYU (10/9/10)*	1	3-2-5	1.0-1	0-0	0-0	1	0	0
AIR FORCE (10/16/10)	1	0-0-0	0-0	0-0	0-0	0	0	0
at UNM (10/23/10)*	1	2-0-2	0-0	0-0	0-0	0	0	0
at WYO (10/30/10)*	1	4-2-6	0-0	0-0	0-0	1	0	0

* = Game started



► **#60 TOMMIE DRAHEIM**

OL, 6-4, 300, Jr.-1L,
Lakeside, Calif. (El Capitan HS)

■ 2010: Starter at left tackle in the team's first eight games of the year ... Posted a tackle against Wyoming on an interception return.



► **#68 NIK EMBERNATE**

OL, 6-4, 305, So.-1L,
Yucaipa, Calif. (Yucaipa HS)

■ 2010: Started 15 games in his career, including all seven outings this season, at right guard.



► **#88 GAVIN ESCOBAR**

TE, 6-6, 245, Fr.-RS
R. Santa Margarita, Calif. (S. Margarita Catholic HS)

■ 2010: Played in his first career game as an Aztec, logging his first career catch for 27 yards in the opening win over Nicholls ... First career start and first career touchdown at New Mexico State ... Ended the win over the Aggies with two catches for 33 yards, including a 14-yard

TD reception in the first quarter ... Starter again at No. 25 Missouri, posting a pair of catches to go with a tackle ... Two grabs for 57 yards as a starter vs. Utah State ... His career-long 45-yard reception in the first quarter set up the team's second touchdown ... Only catch at BYU was a one-yard TD on a critical fourth-down play ... Second consecutive game with a touchdown, making a spectacular one-handed catch for an eight-yard score in the second half vs. No. 23 Air Force ... Reception was rated No. 2 on ESPN's top plays of the day ... Two catches for 11 yards in the win at New Mexico.

■ **ESCOBAR'S CAREER STATISTICS**

Career Statistics	Receiving				
	G	No.	Yds.	TD	Avg.
2010	8	12	150	3	12.5

Career/2010 Highs: Receptions: 2, four times; Receiving Yards: 57 vs. Utah St. (9/25/10); Receiving TDs: 1 vs. Air Force (10/16/10); at BYU (10/9/10), at NMSU (9/11/10); Longest Reception: 45 vs. Utah St. (9/25/10).

■ **ESCOBAR 2010 GAME-BY-GAME**

	Receiving			
	No.	Yds.	TD	Avg.
NICHOLLS (9/4/10)	1	27	0	27.0
at NMSU (9/11/10)*	2	33	1	16.5
at Missouri (9/18/10)*	2	5	0	2.5
UTAH ST. (9/25/10)*	2	57	0	28.5
at BYU (10/9/10)*	1	1	1	1.0
AIR FORCE (10/16/10)*	1	8	1	8.0
at UNM (10/23/10)*	2	11	0	5.5
at WYO (10/30/10)*	1	8	0	8.0

* = Game started



► **#79 KURTIS GUNTHER**

OL, 6-8, 290, Jr.-1L,
Camarillo, Calif. (Adolfo Camarillo HS)

■ 2010: Played in his first game since 2008, earning his second career start at right tackle vs. Nicholls ... Also was a starter in last seven outings.



► **#13 RONNIE HILLMAN**

RB, 5-10, 185, Fr.-HS,
La Habra, Calif. (La Habra HS)

■ 2010: One of four true freshmen to play in the opener ... Came off the bench against Nicholls, posting a team-best 15 carries for 65 yards and a 6-yard TD in the fourth quarter of the Aztecs' victory ... MWC Offensive Player of the Week after scoring four, second-half touchdowns and running for 150 yards on 22 carries in the win over New

Mexico State ... Four TDs are a MWC freshman record, are the most by an Aztec since 2001 and tie for fifth in school single-game history ... Spectacular outing at No. 25 Missouri, carrying 23 times for 228 yards and two scores ... First Aztec to run for 200 yards in a game since 2003 ... Set a MWC single-game record for rushing yards by a freshman (No. 6 nationally in 2010) ... Scored against the Tigers on runs of 75 and 93 yards ... His 93-yard rush in the longest in the nation in 2010, and is second in SDSU history ... First Aztec to have back-to-back 100-yard rushing games since 2006 ... Named MWC offensive player of the week for a second time, becoming the first Aztec to do so in consecutive weeks in league history ... Scored a touchdown in his fourth straight game, giving SDSU a 7-0 lead vs. Utah State ... First career start against the Aggies, compiling 23 rushes for 89 yards and one reception for four yards ... Starter at BYU, carrying 10 times for 72 yards, including a long of 38 ... Third MWC offensive player-of-the-

week award, carrying 24 times for 191 yards and two scores in the upset of No. 23 Air Force ... First TD was on a 65-yard scamper in the first half and second proved to be the game-winner in the fourth quarter on a 44-yard run ... Played the first half and one play in the second half of the team's win at New Mexico ... Still logged 18 carries for 64 yards and his 11th TD of the season against the Lobos ... Starter at Wyoming, posting 44 yards on the ground ... Is 10th nationally and first among freshmen in rushing yards per game (111.6), is tied for 42nd in scoring (8.25/g) and is 61st in all-purpose yardage (114.8/g) ... His 893 yards are second-most by an Aztec freshman in his first eight games, rank third in season rushing yards by an SDSU frosh and are the most by an Aztec overall since 2003.

HILLMAN'S CAREER STATISTICS

Career Statistics	Rushing					Receiving			
	G	Att.	Yds.	TD	Avg.	No.	Yds.	TD	Avg.
2010	8	157	893	11	5.7	3	14	0	4.7

Career/2010 Highs: Carries: 24 vs. Air Force (10/16/10); Rushing Yards: 228 at Missouri (9/18/10); Rushing TDs: 4 at NMSU (9/11/10); Long Rush: 93 at Missouri (9/18/10); Receptions: 1, three times; Long Reception: 8 vs. Air Force (10/16/10).

HILLMAN GAME-BY-GAME

	Rushing					Receiving			
	Att.	Yds.	TD	Avg.	No.	Yds.	TD	Avg.	
NICHOLLS (9/4/10)	15	65	1	4.3	0	0	0	0.0	
at NMSU (9/11/10)	22	150	4	6.8	0	0	0	0.0	
at Missouri (9/18/10)	23	228	2	9.9	1	2	0	2.0	
UTAH ST. (9/25/10)*	23	89	1	3.9	1	4	0	4.0	
at BYU (10/9/10)*	11	62	0	5.6	0	0	0	0.0	
AIR FORCE (10/16/10)*	24	191	2	8.0	1	8	0	8.0	
at UNM (10/23/10)*	18	64	1	3.6	0	0	0	0.0	
at WYO (10/30/10)*	21	44	0	2.1	0	0	0	0.0	

* = Game started



#50 TRASK IOSEFA

OL, 6-0, 300, Sr.-3L, Ewa Beach, Hawaii (Punahou HS)


2010: Is on the watch list for the Rimington Trophy, which is presented annually to college football's top center ... Made his 37th and 38th consecutive starts against Nicholls and New Mexico State ... A starter again in the last six contests.



#71 ALEC JOHNSON

OL, 6-3, 295, So.-SQ, Denver, Colo. (J.K. Mullen HS)

2010: Starter at left guard for the fourth and fifth times in his career against Nicholls and New Mexico State ... Also in the starting line-up in the last six games.



#34 WALTER KAZEE

RB, 5-9, 180, So.-1L, San Bernardino, Calif. (Cajon HS)

2010: Led the Aztecs in rushing with 74 yards on just six carries (12.3 ypc.) in the opener with Nicholls ... Also tallied a 46-yard touchdown run in the victory ... Another solid outing at New Mexico State, averaging over five yards a carry, with 10 attempts for 52 yards and recorded his first catch of the year for 10 yards ... Second touchdown

of the year as a starter at No. 25 Missouri, scoring from 11 yards in the first quarter ... Also made a career-long 28-yard catch vs. the Tigers ... Had nine carries for 22 yards and scored his third touchdown of the season on a 5-yard run against Utah St. ... Did not play due to an injury suffered in pregame warmups at BYU or a week later vs. Air Force ... Made the trip, but did not play against New Mexico ... Retook the field at Wyoming, carrying seven times for 23 yards.

KAZEE'S CAREER STATISTICS

Career Statistics	Rushing					Receiving			
	G	Att.	Yds.	TD	Avg.	No.	Yds.	TD	Avg.
2009	11	88	377	2	4.3	9	64	0	7.1
2010	5	39	197	3	5.1	2	38	0	19.0
Totals	16	127	574	5	4.5	11	102	0	9.3

Career Highs: Carries: 22 vs. NMSU (10/3/09); Rushing Yards: 112 at UNLV (11/28/09); Long Rush: 61 at UNLV (11/28/09); Rushing TD: 1, five times; Receptions: 2 vs. BYU (10/17/09), at UCLA (9/5/09); Receiving Yards: 33 vs. BYU (10/17/09); Long Reception: 28 at Missouri (9/18/10); KO Returns: 4 at UCLA (9/5/09); KO Return Yards: 76 at UCLA (9/5/09); Long KO Return: 25 at UCLA (9/5/09).

2010 Highs: Carries: 10 at NMSU (9/11/10); Rushing Yards: 74 vs. Nicholls (9/4/10); Rushing TD: 1, three times; Long Rush: 46 vs. Nicholls (9/4/10); Receptions: 1 at Missouri (9/18/10), at NMSU (9/11/10); Receiving Yards: 28 at Missouri (9/18/10); Long Reception: 28 at Missouri (9/18/10).

KAZEE GAME-BY-GAME

	Rushing					Receiving			
	Att.	Yds.	TD	Avg.	No.	Yds.	TD	Avg.	
NICHOLLS (9/4/10)	6	74	1	12.3	0	0	0	0.0	
at NMSU (9/11/10)	10	52	0	5.2	1	10	0	10.0	
at Missouri (9/18/10)*	7	26	1	3.7	1	28	0	28.0	
UTAH ST. (9/25/10)	9	22	1	2.4	0	0	0	0.0	
at BYU (10/9/10)				DNP-INJ					
AIR FORCE (10/16/10)				DNP-INJ					
at UNM (10/23/10)				DNP-INJ					
at WYO (10/30/10)	7	23	0	3.3	0	0	0	0.0	

* = Game started



#31 LOGAN KETCHUM

LB, 6-3, 220, Jr.-1L, Oak Park, Calif. (Oak Park HS)

2010: Earned a starting role at linebacker in the opener, making four solo tackles and logging his first career PBU ... Also blocked a Nicholls field-goal attempt in the third quarter ... Only tackle at New Mexico State was behind the line of scrimmage, the first TFL of his career ... Career-best six tackles, 1.5 TFLs and contributed on his first career sack at No. 25 Missouri ... Four stops and a PBU vs. Utah State ... Five tackles at BYU and tied his season best with six vs. No. 23 Air Force ... Made four stops, including a half TFL, in the win at Wyoming.

KETCHUM'S CAREER STATISTICS

Career Statistics	G	UA-AT-TT	TFL-Yds.	Sacks	Int.	PBU	FF	FR
2008	5	5-4-9	0-0	0-0	0-0	0	0	0
2009	9	7-7-14	0-0	0-0	0-0	0	0	0
2010	8	20-11-31	2.5-6	0.5-1	0-0	2	0	0
Totals	22	32-22-54	2.5-6	0.5-1	0-0	2	0	0

Career/2010 Highs: Tackles: 6 vs. Air Force (10/16/10), at Missouri (9/18/10); TFL: 1.5 at Missouri (9/18/10); Sacks: 0.5 at Missouri (9/18/10); PBU: 1 vs. Utah St. (9/25/10), vs. Nicholls (9/4/10); Blocked Kick: 1 vs. Nicholls (9/4/10).

KETCHUM 2010 GAME-BY-GAME

	G	UA-AT-TT	TFL-Yds.	Sacks	Int.	PBU	FF	FR
NICHOLLS (9/4/10)*1		4-0-4	0-0	0-0	0-0	1	0	0
at NMSU (9/11/10)*1		0-1-1	0.5-1	0-0	0-0	0	0	0
at Missouri (9/18/10)*1		3-3-6	1.5-2	0.5-1	0-0	0	0	0
UTAH ST. (9/25/10)*1		3-1-4	0-0	0-0	0-0	1	0	0
at BYU (10/9/10)*1		4-1-5	0-0	0-0	0-0	0	0	0
AIR FORCE (10/16/10)*1		4-2-6	0-0	0-0	0-0	0	0	0
at UNM (10/23/10)*1		1-0-1	0-0	0-0	0-0	0	0	0
at WYO (10/30/10)*1		1-3-4	0.5-3	0-0	0-0	0	0	0



#99 ERNIE LAWSON

DL, 6-3, 275, Sr.-3L,
Vallejo, Calif. (St. Patrick-St.Vincent HS)

■ **2010:** Voted a team captain ... Started at defensive end vs. Nicholls, but did not log a stop ... First tackle, TFL and PBU in the win over New Mexico State ... Two stops in the games with No. 25 Missouri and Utah State ... Two assisted efforts in the MWC opener with BYU ... Solid outing vs.

No. 23 Air Force, producing a career-best five tackles and a TFL ... Two assisted efforts in the win at New Mexico ... Career-best 3.5 tackles for a loss of 19 yards, including an 11-yard sack, in the win over Wyoming.

■ **LAWSON'S CAREER STATISTICS**

Career Statistics	G	UA-AT-TT	TFL-Yds.	Sacks	Int.	PBU	FF	FR
2007	12	9-8-17	0-0	0-0	0-0	2	0	0
2008	6	4-6-10	3.0-9	1.0-7	0-0	0	0	0
2009	12	15-7-22	6.5-21	2.0-9	0-0	0	1	0
2010	8	9-9-18	5.0-23	1.0-11	0-0	1	0	0
Totals	38	37-30-67	14.5-53	4.0-27	0-0	3	1	0

Career Highs: Tackles: 5 vs. Air Force (10/16/10); TFLs: 3.5 at Wyoming (10/30/10); Sacks: 1.0, four times; PBU: 1, three times; FF: 1.0 vs. NMSU (10/3/09).

2010 Highs: Tackles: 5 vs. Air Force (10/16/10); TFL: 3.5 at Wyoming (10/30/10); Sacks: 1.0 at Wyoming (10/30/10); PBU: 1 at NMSU (9/11/10).

■ **LAWSON 2010 GAME-BY-GAME**

	G	UA-AT-TT	TFL-Yds.	Sacks	Int.	PBU	FF	FR
NICHOLLS (9/4/10)*	1	0-0-0	0-0	0-0	0-0	0	0	0
at NMSU (9/11/10)*	1	0-1-1	0.5-1	0-0	0-0	1	0	0
at Missouri (9/18/10)*	1	0-2-2	0-0	0-0	0-0	0	0	0
UTAH ST. (9/25/10)*	1	1-1-2	0-0	0-0	0-0	0	0	0
at BYU (10/9/10)*	1	0-2-2	0-0	0-0	0-0	0	0	0
AIR FORCE (10/16/10)*	1	5-0-5	1.0-3	0-0	0-0	0	0	0
at UNM (10/23/10)*	1	0-2-2	0-0	0-0	0-0	0	0	0
at WYO (10/30/10)*	1	3-1-4	3.5-19	1.0-11	0-0	0	0	0

* = Game started



#3 DARRYN LEWIS

DB, 5-9, 170, Sr.-2L,
Elk Grove, Calif. (Franklin HS)

■ **2010:** Former walk-on, who earned a scholarship this past summer ... Started for the first time in his career in the opener at one of the Warrior spots, contributing four tackles, including one for a loss of two yards ... Three stops, with two solo efforts, in the win at NMSU ... Intercepted his first career pass in the fourth quarter at No. 25

Missouri, returning it 23 yards ... Five tackles vs. the Tigers ... Broke up one pass in the win over Utah State ... More than doubled his previous career best with a team game-high and season-high 12 tackles at BYU ... First Aztec to log double-figures in stops since the 2009 Utah game ... Second INT of the year vs. a ranked team in the Air Force outing.

■ **LEWIS' CAREER STATISTICS**

Career Statistics	G	UA-AT-TT	TFL-Yds.	Sacks	Int.	PBU	FF	FR
2008	9	4-2-6	0-0	0-0	0-0	0	0	0
2009	12	24-9-33	0-0	0-0	0-0	3	0	0
2010	8	21-11-32	1.0-2	0-0	2-27	1	0	0
Totals	29	49-22-71	1.0-2	0-0	2-27	4	0	0

Career High: Tackles: 12 at BYU (10/9/10); INT: 1 vs. Air Force (10/16/10), at Missouri (9/18/10); PBU: 1, four times.

2010 Highs: Tackles: 12 at BYU (10/9/10); TFL: 1.0 vs. Nicholls (9/4/10); INT: 1 vs. Air Force (10/16/10), at Missouri (9/18/10); PBU: 1 vs. Utah St. (9/25/10).

■ **LEWIS 2010 GAME-BY-GAME**

	G	UA-AT-TT	TFL-Yds.	Sacks	Int.	PBU	FF	FR
NICHOLLS (9/4/10)*	1	3-1-4	1.0-2	0-0	0-0	0	0	0
at NMSU (9/11/10)*	1	2-1-3	0-0	0-0	0-0	0	0	0
at Missouri (9/18/10)*	1	3-2-5	0-0	0-0	1-23	0	0	0
UTAH ST. (9/25/10)*	1	0-0-0	0-0	0-0	0-0	1	0	0
at BYU (10/9/10)*	1	7-5-12	0-0	0-0	0-0	0	0	0
AIR FORCE (10/16/10)	1	3-1-4	0-0	0-0	1-4	0	0	0

at UNM (10/23/10)*	1	0-0-0	0-0	0-0	0	0	0	0
at WYO (10/30/10)*	1	3-1-4	0-0	0-0	0	0	0	0

* = Game started



#14 RYAN LINDLEY

QB, 6-4, 220, Jr.-2L,
Alpine, Calif. (El Capitan HS)

■ **2010:** Started his 24th career game at quarterback for the Aztecs in the opener, completing 17 of his 26 pass attempts for 303 yards, no INTs and two scores ... Reached the 6,000-yard mark in career passing yardage vs. Nicholls, becoming just the fifth Aztec to reach that milestone ... Did not throw a pick for the second contest in a row at New

Mexico State, completing 20 passes on a season-high 42 attempts for 319 yards and a touchdown ... Saw his streak of consecutive pass attempts without an INT broken at 116 against No. 25 Missouri ... Connected on over 70 percent of his throws against Utah State, passing for 362 yards and three touchdowns ... His 82-yard TD pass to Vincent Brown in the second half is the longest of his career and No. 5 nationally in 2010 ... Threw three TD passes for the second consecutive outing with a trio at BYU ... Logged 247 passing yards and a touchdown in the upset of No. 23 Air Force ... Also had five carries for a season-best 18 yards against the Falcons ... Threw two touchdowns in the victory at New Mexico, posting 249 yards through the air ... Had a season-high 365 yards passing, including three touchdowns, in the victory at Wyoming ... Has 10 career 300-yard passing contests, including in four in 2010 ... Thrown 54 career TDs to sit fourth in Aztec history ... Ranks 12th nationally in passing average (281.9/g) and is 20th in total offense (both No. 1 in MWC).

■ **LINDLEY'S CAREER STATISTICS**

Career Statistics	G	Att.	Com.	INT	Yds.	TDs	Eff.	Tot. Off.
2008	11	427	242	9	2,653	16	117.01	2,591
2009	12	437	239	16	3,054	23	123.44	2,923
2010	8	265	142	7	2,225	15	138.46	2,259
Totals	31	1,129	623	32	7,932	54	124.31	7,773

Career Highs: Attempts: 59 at Notre Dame (9/6/08); Completions: 35 vs. UNLV (11/22/09); Passing Yards: 459 at CSU (10/24/09); Long Pass: 82 vs. Utah St. (9/25/10); TDs Passing: 6 at CSU (10/24/09); TDs Rushing: 1 vs. S. Utah (9/12/09), at Notre Dame (9/6/08).

2010 Highs: Attempts: 44 at Missouri (9/18/10); Completions: 20 at BYU (10/9/10), at Missouri (9/18/10), at NMSU (9/11/10); Passing Yards: 365 at Wyoming (10/30/10); Long Pass: 82 vs. Utah St. (9/25/10); TDs Passing: 3 at at Wyoming (10/30/10), BYU (10/9/10), vs. Utah St. (9/25/10).

■ **LINDLEY 2010 GAME-BY-GAME**

	Passing					Rushing		
	Att.	Com.	INT	Yds.	TDs	Att.	Yds.	TDs
NICHOLLS (9/4/10)*	26	17	0	303	2	0	0	0
at NMSU (9/11/10)*	42	20	0	319	1	0	0	0
at Missouri (9/18/10)*	44	20	1	190	0	1	-6	0
UTAH ST. (9/25/10)*	24	17	1	362	3	2	3	0
at BYU (10/9/10)*	34	20	1	220	3	1	-9	0
AIR FORCE (10/16/10)*	26	14	1	247	1	5	18	0
at UNM (10/23/10)*	37	18	1	249	2	1	3	0
at WYO (10/30/10)*	32	16	2	365	3	2	-5	0

* = Game started



#94 JEROME LONG

DL, 6-5, 280, Jr.-2L,
Los Osos, Calif. (Los Osos HS)

■ **2010:** Started his first game since his freshman campaign, doing so at defensive tackle against Nicholls ... Had two stops, including one behind the line of scrimmage, in the win vs. the Colonels ... Tied for team lead with eight tackles at NMSU, highlighted by a sack for a seven-yard loss ... Two stops and a half TFL at No. 25 Missouri ... Two tackles for loss as a reserve in the win over Utah State ... Two stops vs. BYU and Air Force ... Starter at New Mexico and Wyoming ... Has a tackle in 20 straight games and made a stop behind the line of scrimmage in the first four contests of 2010.

■ LONG'S CAREER STATISTICS

Career Statistics	G	UA-AT-TT	TFL-Yds.	Sacks	Int.	PBU	FF	FR
2008	11	14-23-37	2.0-8	1.0-7	0-0	0	0	0
2009	12	12-11-23	1.5-8	1.5-8	0-0	0	0	0
2010	8	12-11-23	4.5-13	1.0-7	0-0	0	0	0
Totals	31	38-45-83	8.0-29	3.5-22	0-0	0	0	0

Career Highs: Tackles: 9 at TCU (10/4/08); TFL: 2.0 vs. Utah St. (9/25/10); Sacks: 1.0, three times.

2010 Highs: Tackles: 8 at NMSU (9/11/10); TFL: 2.0 vs. Utah St. (9/25/10); Sack: 1.0 at NMSU (9/11/10).

■ LONG 2010 GAME-BY-GAME

	G	UA-AT-TT	TFL-Yds.	Sacks	Int.	PBU	FF	FR
NICHOLLS (9/4/10)*	1	2-0-2	1.0-1	0-0	0-0	0	0	0
at NMSU (9/11/10)*	1	1-7-8	1.0-7	1.0-7	0-0	0	0	0
at Missouri (9/18/10)*	1	1-1-2	0.5-1	0-0	0-0	0	0	0
UTAH ST. (9/25/10)	1	3-0-3	2.0-4	0-0	0-0	0	0	0
at BYU (10/9/10)	1	2-0-2	0-0	0-0	0-0	0	0	0
AIR Force (10/16/10)	1	1-1-2	0-0	0-0	0-0	0	0	0
at UNM (10/23/10)*	1	1-0-1	0-0	0-0	0-0	0	0	0
at WYO (10/30/10)*	1	1-2-3	0-0	0-0	0-0	0	0	0

* = Game started



▶ #2 LEON MCFADDEN

DB, 5-10, 180, So.-1L, Inglewood, Calif. (St. John Bosco HS)

■ **2010:** Starter at cornerback (2 tackles) and also returned punts (3-for-33 yards) in the opener against Nicholls ... Three assisted tackles in the win over New Mexico State ... Second career interception and first of the season at No. 25 Missouri ... Posted four stops, two PBUs and returned two punts for 13 yards against the Tigers ... Career-best and team game-high seven tackles, including three for a loss of 20 yards, in the win vs. Utah State ... Second INT of the season in the end zone at BYU ... Outstanding effort in the upset of No. 23 Air Force, contributing three solo tackles with one for a loss and breaking up three pass attempts ... Five stops in the win at UNM ... Two TFLs, including a sack for a loss of 11 yards, in the victory at Wyoming ... Is tied for sixth nationally in passes defended per game (1.25)

■ MCFADDEN'S CAREER STATISTICS

Career Statistics	G	UA-AT-TT	TFL-Yds.	Sacks	Int.	PBU	FF	FR
2009	12	17-9-26	1.0-5	1.0-5	1-39	0	0	0
2010	8	18-13-31	6.0-37	1.0-11	2-0	8	0	0
Totals	20	35-22-57	7.0-42	2.0-16	3-39	8	0	0

Punt Returns	Att.	Yds.	TD	Avg.	Long
2010	5	46	0	9.2	23

Career Highs: Tackles: 7 vs. Utah St. (9/25/10); TFL: 3.0 vs. Utah St. (9/25/10); Sacks: 1.0, two times; INT: 1, three times; PBU: 3 vs. Air Force (10/16/10); Blocked Kicks: 1 vs. S. Utah (9/12/09), at UCLA (9/5/09).

2010 Highs: Tackles: 7 vs. Utah St. (9/25/10); TFL: 3.0 vs. Utah St. (9/25/10); Sacks: 1.0 at Wyoming (10/30/10); INT: 1 at BYU (10/9/10), at Missouri (9/18/10); PBU: 3 vs. Air Force (10/16/10); Punt Returns: 3 vs. Nicholls (9/4/10); Punt Return Yards: 33 vs. Nicholls (9/4/10); Long Punt Return: 23 vs. Nicholls (9/4/10).

■ McFADDEN 2010 GAME-BY-GAME

	G	UA-AT-TT	TFL-Yds.	Sacks	Int.	PBU	FF	FR
NICHOLLS (9/4/10)*	1	0-2-2	0-0	0-0	0-0	0	0	0
at NMSU (9/11/10)*	1	0-3-3	0-0	0-0	0-0	0	0	0
at Missouri (9/18/10)*	1	3-1-4	0-0	0-0	1-0	2	0	0
UTAH ST. (9/25/10)*	1	5-2-7	3.0-20	0-0	0-0	1	0	0
at BYU (10/9/10)*	1	2-1-3	0-0	0-0	1-0	0	0	0
AIR FORCE (10/16/10)*	1	3-0-3	1.0-3	0-0	0-0	3	0	0
at UNM (10/23/10)*	1	1-4-5	0-0	0-0	0-0	1	0	0
at WYO (10/30/10)*	1	4-0-4	2.0-14	1.0-11	0-0	1	0	0

* = Game started



▶ #29 LARRY PARKER

DB, 5-11, 170, Jr.-1L San Diego, Calif. (Grossmont JC)

■ **2010:** Has been a reserve in five of six games ... Missed the Utah State contest due to injury ... Had two tackles against Nicholls and one apiece in the other three games ... Forced a fumble vs. Nicholls and recovered a fumble at BYU ... Also returns punts ... Long of 14 yards in the opener and posted a 13-yard return against BYU ... Season-best three stops in the win over Air Force ... Career-long 22-yard punt return led to a touchdown in the team's victory at Wyoming.

■ PARKER'S CAREER STATISTICS

Career Statistics	G	UA-AT-TT	TFL-Yds.	Sacks	Int.	PBU	FF	FR
2009	12	11-9-20	0-0	0-0	0	2	0	1-65
2010	7	8-3-11	1.0-4	0-0	0	1	1	1-0
Totals	19	19-12-31	1.0-4	0-0	0	3	1	2-65

Punt Returns	Att.	Yds.	TD	Avg.	Long
2010	11	74	0	6.7	22

Career Highs: Tackles: 4 vs. S. Utah (9/12/09); TFL: 1.0 vs. Nicholls (9/4/10); PBU: 1, three times; FF: 1 vs. Nicholls (9/4/10); FR: 1 vs. Wyoming (11/14/09); Long Punt Return: 22 at Wyoming (10/30/10).

2010 Highs: Tackles: 3 vs. Air Force (10/16/10); TFL: 1.0 vs. Nicholls (9/4/10); PBU: 1 vs. Nicholls (9/4/10); FF: 1 vs. Nicholls (9/4/10); FR: 1 at BYU (10/9/10); Long Punt Return: 22 at Wyoming (10/30/10).



▶ #38 ABEL PEREZ

PK, 6-1, 225, Jr.-TR, Chula Vista, Calif. (Castle Park HS/Southwestern JC)

■ **2010:** SDSU's starting place-kicker against Nicholls and also handled kickoffs ... Made 2-of-3 field-goal attempts, hitting his first as an Aztec from 44 yards out and later adding a 27-yard effort ... Two field goals for the second outing in a row at New Mexico State (25, 32 yards) ... Also posted six touchbacks on his eight kickoffs against the Aggies ... Nailed four more kickoffs into the endzone at No. 25 Missouri, while also making his only field-goal attempt from 25 yards ... Two field goals (20, 37 yards) in the victory vs. Utah State ... Missed his only FG attempt at BYU from 43 yards out ... Made two of three attempts in the upset of Air Force ... Career-best three field goals at New Mexico, the most in a single-game by an Aztec since 2005 ... Connected on attempts of 36, 31 and 30 yards, while also averaging a season-high 70.0 yards per kickoff with four touchbacks ... Made each of his two field goals and logged his second consecutive game with a 70.0 kick off average ... Has 23 touchbacks on kickoffs this season and is averaging 68.3 ypk ... Tied for eighth nationally in field goals per game and is first in the MWC.

■ A. PEREZ'S CAREER STATISTICS

Career Stats	FGM-A	Pct.	01-19	20-29	30-39	40-49	50-99	Lg.	Blk.
2010	14-19	.737	0-1	8-8	5-6	1-4	0-0	44	0

Career/2010 Highs: Field Goals: 3 at New Mexico (10/23/10); Long Field Goal: 44 vs. Nicholls (9/4/10).



▶ #15 JOSE PEREZ

DB, 6-1, 180, Sr.-2L, Oceanside, Calif. (Oceanside HS)

■ **2010:** Starter at cornerback against Nicholls, recording a team game-high two tackles for a loss and contributing four overall stops in the win ... Started at New Mexico State, but did not tally a tackle ... Tallied a pair of tackles and a PBU against No. 25 Missouri and Utah State ... Four solos in the loss at BYU ... Career-high seven tackles and three pass break-ups in the upset of No. 23 Air Force ... Credited with three PBUs for the second week in a row at UNM ... Nine pass breakups are most in the MWC this season ... Is tied for 24th nationally in passes defended.

■ J. PEREZ'S CAREER STATISTICS

Career Statistics	G	UA-AT-TT	TFL-Yds.	Sacks	Int.	PBU	FF	FR
2008	10	7-9-16	1.0-1	0-0	2-9	2	0	0

2009	12	20-7-27	0-0	0-0	0-0	3	0	0
2010	8	15-7-22	2.0-5	0-0	0-0	9	0	0
Totals	30	42-23-65	3.0-6	0-0	2-9	14	0	0

Career Highs: Tackles: 7 vs. Air Force (10/16/10); TFL: 2.0 vs. Nicholls (9/4/10); INT: 1 vs. Utah (11/15/08), at Idaho (9/27/08); PBU: 3 at New Mexico (10/23/10), vs. Air Force (10/16/10).

2010 Highs: Tackles: 7 vs. Air Force (10/16/10); TFL: 2.0 vs. Nicholls (9/4/10); PBU: 3 at New Mexico (10/23/10), vs. Air Force (10/16/10).

■ J. PEREZ 2010 GAME-BY-GAME

	G	UA-AT-TT	TFL-Yds.	Sacks	Int.	PBU	FF	FR
NICHOLLS (9/4/10)*	1	3-1-4	2.0-5	0-0	0-0	0	0	0
at NMSU (9/11/10)*	1	0-0-0	0-0	0-0	0-0	0	0	0
at Missouri (9/18/10)*	1	1-1-2	0-0	0-0	0-0	1	0	0
UTAH ST. (9/25/10)*	1	1-1-2	0-0	0-0	0-0	1	0	0
at BYU (10/9/10)*	1	4-0-4	0-0	0-0	0-0	0	0	0
AIR FORCE (10/16/10)*	1	4-3-7	0-0	0-0	0-0	3	0	0
at UNM (10/23/10)*	1	0-1-1	0-0	0-0	0-0	3	0	0
at WYO (10/30/10)*	1	2-0-2	0-0	0-0	0-0	1	0	0

* = Game started



▶ #22 ANDREW PRESTON

LB, 6-1, 210, Sr.-3L,
Centennial, Colo. (Arapahoe HS)

■ 2010: Team tri-captain ... Made his first career start - 21st overall - at the Aztec position against Nicholls and ended up with two solo tackles ... Six tackles in the win over New Mexico State ... Led the team with eight stops, including six solos, at No. 25 Missouri ... Five solos and a PBU in the victory over Utah State ... Made three stops at BYU before

missing most of the game due to injury ... Was a reserve against No. 23 Air Force, but still made a team game-high 10 stops, including one on a critical two-point conversion try in the fourth quarter ... Made six tackles as a starter at New Mexico ... First career interception set up an Aztec touchdown in the victory at Wyoming.

■ PRESTON'S CAREER STATISTICS

Career Statistics	G	UA-AT-TT	TFL-Yds.	Sacks	Int.	PBU	FF	FR
2007	11	40-32-72	7.0-23	1.0-7	0-0	0	0	0
2008	12	48-34-82	3.5-12	1.0-9	0-0	1	1	0
2009	12	29-17-46	4.0-19	1.0-10	0-0	3	0	0
2010	8	27-15-42	0-0	0-0	1-29	3	0	0
Totals	43	144-98-242	14.5-54	3.0-26	1-29	7	1	0

Career Highs: Tackles: 18 vs. Air Force (10/11/08); TFL: 2.0 at SJSU (9/13/08), at UNLV (11/10/07); Sacks: 1.0 at SJSU (9/13/08), vs. PSU (9/22/07); INT: 1 at Wyoming (10/30/10); PBU: 1, five times; FF: 1 vs. UNLV (11/22/08).

2010 Highs: Tackles: 10 vs. Air Force (10/16/10); INT: 1 at Wyoming (10/30/10); PBU: 1 vs. Air Force (10/16/10).

■ PRESTON 2010 GAME-BY-GAME

	G	UA-AT-TT	TFL-Yds.	Sacks	Int.	PBU	FF	FR
NICHOLLS (9/4/10)*	1	2-0-2	0-0	0-0	0-0	0	0	0
at NMSU (9/11/10)*	1	2-4-5	0-0	0-0	0-0	0	0	0
at Missouri (9/18/10)*	1	6-2-8	0-0	0-0	0-0	0	0	0
UTAH ST. (9/25/10)*	1	5-0-5	0-0	0-0	0-0	1	0	0
at BYU (10/9/10)*	1	1-2-3	0-0	0-0	0-0	0	0	0
AIR FORCE (10/16/10)	1	9-1-10	0-0	0-0	0-0	1	0	0
at UNM (10/23/10)*	1	2-4-5	0-0	0-0	0-0	0	0	0
at WYO (10/30/10)*	1	0-2-2	0-0	0-0	1-29	1	0	0

* = Game started



▶ #1 DEMARCO SAMPSON

WR, 6-2, 205, Sr.-3L,
Chula Vista, Calif. (Castle Park HS)

■ 2010: Second career 100-yard receiving game against Nicholls, catching seven passes for 179 yards and a pair of touchdowns ... His 71-yard TD reception is a career long catch ... Two or more TDs in a single outing for the fourth time in his career ... Made four receptions for 73 yards, including a long of 35 yards, at New Mexico State ... Team-

high six catches for 81 yards in the loss at No. 25 Missouri ... Made only two grabs for 40 yards in the win over Utah State, while also logging a pair of

rushes for 12 yards ... Four catches for 47 yards in the MWC opener with BYU, reaching the 100-mark in career receptions ... Second 100-yard receiving game in 2010 and third of his career with four catches for 106 yards in the upset of No. 23 Air Force ... Scored a pair of touchdowns and recorded his second consecutive 100-yard receiving effort in the win at New Mexico ... Tied his season game-high with seven catches vs. the Lobos to go with 127 receiving yards ... MWC offensive player of the week after his seven-catch, 175-yard receiving performance at Wyoming ... Scored a pair of TDs against the Cowboys with a 56- and 59-yard effort ... Has five 100-yard receiving games in his career, including three straight ... Is 8th nationally and first in the MWC in receiving yards per game (103.5) and tied for 55th in receptions.

■ SAMPSON'S CAREER STATISTICS

Career Statistics	Receiving				
	G	No.	Yds.	TD	Avg.
2005	12	6	60	1	10.0
2008	11	11	111	0	10.1
2009	12	62	851	8	13.7
2010	8	41	828	6	20.2
Totals	43	120	1,850	15	15.4

Career Highs: Receptions: 15 at CSU (10/24/09); Receiving Yards: 257 at CSU (10/24/09); Receiving TDs: 3 at CSU (10/24/09); Long Reception: 71 vs. Nicholls (9/4/10).

2010 Highs: Receptions: 7, three times; Receiving Yards: 179 vs. Nicholls (9/4/10); Receiving TDs: 2, three times; Long Reception: 71 vs. Nicholls (9/4/10).

■ SAMPSON 2010 GAME-BY-GAME

	Receiving				
	No.	Yds.	TD	Avg.	
NICHOLLS (9/4/10)*	7	179	2	25.6	
at NMSU (9/11/10)*	4	73	0	18.3	
at Missouri (9/18/10)*	6	81	0	13.5	
UTAH ST. (9/25/10)*	2	40	0	20.0	
at BYU (10/9/10)*	4	47	0	11.8	
AIR FORCE (10/16/10)*	4	106	0	26.5	
at UNM (10/23/10)*	7	127	2	18.1	
at WYO (10/30/10)*	7	175	2	25.0	

* = Game started



▶ #18 DOMINIQUE SANDIFER

WR, 6-0, 190, So.-1L,
Gardena, Calif. (Beverly Hills HS)

■ 2010: One of three starting wideouts for the Aztecs against Nicholls, making a pair of catches for 40 yards, including a long of 29 yards ... Starter at New Mexico State, logging two receptions ... Came off the bench at No. 25 Missouri, coming down with two catches and also

fielded his first career punt return ... Two more punt returns and a reception for six yards in the win over Utah State ... Made a season-best three receptions for 25, including an impressive one falling out of bounds, at BYU ... Has one catch in each of the last three games.

■ SANDIFER'S CAREER STATISTICS

Career Statistics	Receiving				
	G	No.	Yds.	TD	Avg.
2009	10	26	298	2	11.5
2010	8	13	133	0	10.2
Totals	18	39	431	2	11.1

Career Highs: Receptions: 7 at Utah (11/21/09); Receiving Yards: 74 at Utah (11/21/09); Receiving TDs: 1 at Utah (11/21/09), at CSU (10/24/09); Long Reception: 33 at CSU (10/24/09).

2010 Highs: Receptions: 3 at BYU (10/9/10); Receiving Yards: 40 vs. Nicholls (9/4/10); Long Reception: 29 vs. Nicholls (9/4/10).

■ SANDIFER 2010 GAME-BY-GAME

	Receiving				
	No.	Yds.	TD	Avg.	
NICHOLLS (9/4/10)*	2	40	0	20.0	
at NMSU (9/11/10)*	2	9	0	4.5	

at Missouri (9/18/10)	2	9	0	4.5
UTAH ST. (9/25/10)	1	6	0	6.0
at BYU (10/9/10)	3	25	0	8.3
AIR FORCE (10/16/10)	1	22	0	22.0
at UNM (10/23/10)*	1	13	0	13.0
at WYO (10/30/10)	1	9	0	9.0

* = Game started



► **#85 D.J. SHIELDS**

TE, 6-4, 240, So.-1L,
Bonita, Calif. (Bonita Vista HS)

■ **2010:** Played in all eight contest, starting on three times ... Made his first two catches of the season at Wyoming, including his first career touchdown for 14 yards.

■ **SHIELDS' CAREER STATISTICS**

Career Statistics	Receiving				
	G	No.	Yds.	TD	Avg.
2009	12	11	109	0	9.9
2010	8	2	29	1	14.5
Totals	20	13	138	1	10.6

■ **Career Highs:** Receptions: 3 at UNLV (11/28/09); Receiving Yards: 43 vs. Wyoming (11/14/09); Receiving TDs: 1 at Wyoming (10/30/10); Longest Reception: 28 vs. Wyoming (11/14/09).

■ **2010 Highs:** Receptions: 2 at Wyoming (10/30/10); Receiving Yards: 29 at Wyoming (10/30/10); Receiving TDs: 1 at Wyoming (10/30/10); Longest Reception: 15 at Wyoming (10/30/10).



► **#55 NEIL SPENCER**

DL, 6-2, 280, Jr.-1L,
Las Vegas, Nev. (Cimmaron-Memorial HS)

■ **2010:** Logged his first playing time since the 2007 campaign, coming in as a reserve in the opener and recording two stops and a tackle for a loss of four yards ... Two tackles for the second outing in a row at New Mexico State ... Recovered his first career fumble at No. 25 Missouri and also contributed two stops for the third game in a row ...

First start since 2007 vs. Utah State, ending with two tackles ... Second consecutive start at BYU with a career-high seven stops ... Four tackle in the upset of No. 23 Air Force ... Reserve at UNM, posting two stops.

■ **SPENCER'S CAREER STATISTICS**

Career Statistics	G	UA-AT-TT	TFL-Yds.	Sacks	Int.	PBU	FF	FR
2007	12	15-13-28	0.5-0	0-0	0-0	0	0	0
2010	8	12-9-21	1.0-4	0-0	0-0	0	0	1-0
Totals	20	27-22-49	1.5-4	0-0	0-0	0	0	1-0

■ **Career/2010 Highs:** Tackles: 7, at BYU (10/9/10); TFL: 1.0 vs. Nicholls (9/4/10); FR: 1 at Missouri (9/18/10).



► **#14 BRIAN STAHOVICH**

P, 6-0, 190, Jr.-2L,
Solana Beach, Calif. (Cathedral Catholic HS)

■ **2010:** Preseason all-MWC ... Had to punt just once in the first game of the year vs. Nicholls, booming it 56 yards ... Averaged 50.8 yards per punt at New Mexico State (No. 9 in SDSU single-game history), posting three of his four kicks for over 50 yards and landing two inside the 20-yard line ... Matched his career high with 10 kicks at No. 25

Missouri, averaging 45.6 yards (career high for total yards) and dropping three inside the 20-yard line ... His 67-yarder vs. the Tigers matched his career best and ties as the 12th-longest in school history ... Only three punts vs. Utah State, averaging 46.0 yards with a long of 57 and landed one inside the 20 ... Dropped three of his four punts vs. Air Force inside the 20-yard line ... Landed three punts inside the 20 and had three for more than 50 yards in the win at UNM ... MWC special teams player of the week after belting an 89-yard punt at Wyoming ... 89-yard effort is a school record, longest in the FBS this season and is second in MWC history ... Has 40 career kicks of 50 or more yards, including 15 in 2010 ... Ranks first in the

MWC and second nationally in punting (46.36 ypk.) in 2010.

■ **STAHOVICH'S CAREER STATISTICS**

Career Statistics	G	No.	Yds.	Avg.	Long	TB	FC	I20	Blk.
2008	12	71	2,807	39.5	65	6	19	14	1
2009	12	61	2,674	43.8	67	7	15	13	1
2010	8	36	1,705	47.4	89	5	9	13	1
Totals	32	168	7,186	42.8	89	18	43	40	3

■ **Career Highs:** Punts: 10 at Missouri (9/18/10), at TCU (10/4/08); Yards: 456 at Missouri (9/18/10); Avg.: 52.5 (6-for-315) at Air Force (9/26/09)/89.0 (1-for-89) at Wyoming (10/30/10); Long: 89 at Wyoming (10/30/10).

■ **2010 Highs:** Punts: 10 at Missouri (9/18/10); Yards: 456 at Missouri (9/18/10); Avg.: 89.0 (1-for-89) at Wyoming (10/30/10); Long: 89 at Wyoming (10/30/10).



► **#41 KHALID STEVENS**

DB, 5-11, 195, So.-SQ
Pacific Palisades, Calif. (Palisades HS)

■ **2010:** Was a reserve against Nicholls, but did not log any stats ... First career pass breakup at New Mexico State ... Made his first career tackles at No. 25 Missouri, coming up with four of them, including 1.5 for a loss ... Three stops the next week against Utah State ... Season-high five tackles in the MWC opener at BYU ... First career start vs.

Air Force, making five stops in the winning effort ... Three solo tackles, including two for a loss of six yards, at New Mexico.

■ **STEVENS' CAREER STATISTICS**

Career Statistics	G	UA-AT-TT	TFL-Yds.	Sacks	Int.	PBU	FF	FR
2010	8	14-7-21	1.5-2	0-0	0-0	2	0	0

■ **Career/2010 Highs:** Tackles: 5 vs. Air Force (10/16/10), at BYU (10/9/10); TFLs: 2.0 at New Mexico (10/23/10); PBU: 1 at Wyoming (10/30/10); at NMSU (9/11/10).



► **#23 BRANDON SULLIVAN**

RB, 5-11, 215, Sr.-3L,
Poway, Calif. (Poway HS)

■ **2010:** Moved to fullback for his senior campaign ... Also plays on the punt team ... Two carries for 14 yards with a long of nine yards in the first game of the year vs. Nicholls ... Career-long 57-yard reception on a key third down in the win at NMSU ... Ended the contest with the Aggies with three receptions for 69 yards and also had a carry ...

Two catches for 41 yards, including a long of 31, at No. 25 Missouri ... Made three grabs for 37 yards and also had a rush in the victory over Utah State ... First touchdown of the season on a 4-yard catch in the fourth quarter at BYU ... Four catches for 43 yards as a starter, including a 29-yarder that set up an Aztec field goal in the win over Air Force ... Eclipsed the 1,000-yard mark in career rushing yardage at New Mexico, posting 17 of his season-high 18 carries in the second half for 69 yards to secure the victory ... Tallied three touchdowns, all on 1-yard rushes, in the win at Wyoming.

■ **SULLIVAN'S CAREER STATISTICS**

Career Statistics	Rushing					Receiving			
	G	Att.	Yds.	TD	Avg.	No.	Yds.	TD	Avg.
2007	11	58	220	2	3.8	18	119	0	6.6
2008	8	48	185	1	3.9	21	205	2	9.8
2009	10	154	558	4	3.6	16	117	0	7.3
2010	8	29	95	3	3.3	15	196	1	13.1
Totals	37	289	1,067	10	3.7	70	637	3	9.1

■ **Career Highs:** Carries: 24 vs. UNM (10/31/09), vs. S. Utah (9/12/09); Rushing Yards: 111 vs. S. Utah (9/12/09); Rushing TDs: 3 at Wyoming (10/30/10); Long Rush: 28 vs. Wyoming (11/14/09); Receptions: 9 vs. Cal Poly (8/30/08); Receiving Yards: 69 at NMSU (9/11/10); Long Reception: 57 at NMSU (9/11/10); Long Kickoff Return: 17 vs. WSU (9/8/07).

■ **2010 Highs:** Carries: 18 at New Mexico (10/23/10); Rushing Yards: 69 at New Mexico (10/23/10); Rushing TDs: 3 at Wyoming (10/30/10); Long Rush: 12 at New Mexico (10/23/10); Receptions: 4 vs. Air Force (10/16/10); Receiving Yards: 69 at NMSU (9/11/10); Long Reception: 57 at NMSU (9/11/10); Receiving TD: 1 at BYU (10/9/10).

■ SULLIVAN GAME-BY-GAME

	Rushing				Receiving			
	Att.	Yds.	TD	Avg.	No.	Yds.	TD	Avg.
NICHOLLS (9/4/10)	2	14	0	7.0	0	0	0	0.0
at NMSU (9/11/10)	1	1	0	1.0	3	69	0	23.0
at Missouri (9/18/10)	1	2	0	2.0	2	41	0	20.5
UTAH ST. (9/25/10)	1	3	0	3.0	3	37	0	12.3
at BYU (10/9/10)	0	0	0	0.0	3	6	1	2.0
AIR FORCE (10/16/10)*	0	0	0	0.0	4	43	0	10.7
at UNM (10/23/10)	18	69	0	3.8	0	0	0	0.0
at WYO (10/30/10)	6	15	3	2.5	0	0	0	0.0

* = Game started



► **#47 JACOB TAUANUU**
DL, 6-1, 240, Sr.-1L,
San Diego, Calif. (Helix HS/UAB)

■ **2010:** Had a pair of pass break-ups, matching his previous career total, as a reserve against Nicholls ... First tackles of the year at New Mexico State ... Assisted on a tackle for loss against No. 25 Missouri ... One solo effort vs. Utah State ... Two stops in the loss at BYU ... Earned the start at defensive end vs. Air Force and had four tackles, including one behind the line of scrimmage ... Three solos with one for a loss in the first quarter of the win at New Mexico.

■ TAUANUU'S CAREER STATISTICS

Career Statistics	G	UA-AT-TT	TFL-Yds.	Sacks	Int.	PBU	FF	FR
2009	12	17-6-23	5.0-16	2.0-13	0-0	2	1	0
2010	8	10-4-14	2.5-5	0-0	0-0	2	0	0
Totals	20	27-10-37	7.5-21	2.0-13	0-0	4	1	0

Career Highs: Tackles: 6 at Air Force (9/26/09); TFL: 2.0 vs. S. Utah (9/12/09), at UCLA (9/5/09); PBU: 1 at Air Force (9/26/09), at UCLA (9/5/09); FF: 1 vs. S. Utah (9/12/09).

2010 Highs: Tackles: 4 vs. Air Force (10/16/10); TFL: 1.0 at New Mexico (10/23/10), vs. Air Force (10/16/10); PBU: 2 vs. Nicholls (9/4/10).



► **#36 NICK TENHAEFF**
LB, 6-2, 210, Fr.-RS,
Atascadero, Calif. (Atascadero HS)

■ **2010:** In his first collegiate game, tied for the team lead with five tackles against Nicholls, including a sack and 1.5 TFLs ... Four tackles at No. 25 Missouri ... Two solos in the win over Utah State ... Three tackles with one for a loss in his first career MWC game at BYU ... Posted his first career start vs. Air Force ... First career fumble recovery at New Mexico ... Posted a 15-yard sack on Wyoming's final play

of the game.

■ TENHAEFF'S CAREER STATISTICS

Career Statistics	G	UA-AT-TT	TFL-Yds.	Sacks	Int.	PBU	FF	FR
2010	8	14-5-19	3.5-25	2.0-19	0-0	0	0	1-0

Career/2010 Highs: Tackles: 5 vs. Nicholls (9/4/10); TFLs: 1.5 vs. Nicholls (9/4/10); Sacks: 1.0 at Wyoming (10/30/10), vs. Nicholls (9/4/10); FR: 1 at New Mexico (10/23/10).



► **#12 JOSH WADE**
DB, 6-0, 180, So.-1L,
San Diego, Calif. (Pt. Loma HS)

■ **2010:** Back-up at cornerback against Nicholls, finishing with a solo tackle ... Also had one stop a week later at New Mexico State ... Career-best four tackles in the loss at No. 25 Missouri ... One tackle in each of the last three games ... First career INT at UNM and first career TFL at Wyoming.

■ WADE'S CAREER STATISTICS

Career Statistics	G	UA-AT-TT	TFL-Yds.	Sacks	Int.	PBU	FF	FR
2009	12	8-1-9	0-0	0-0	0-0	1	0	0
2010	8	3-8-11	0.5-1	0-0	1-0	0	0	0
Totals	20	11-9-20	0.5-1	0-0	1-0	1	0	0

Career Highs: Tackles: 4 at Missouri (9/18/10); PBU: 1 vs. New Mexico (10/31/09); INT: 1 at New Mexico (10/23/10).

2010 Highs: Tackles: 4 at Missouri (9/18/10); INT: 1 at New Mexico (10/23/10).



► **#90 B.J. WILLIAMS**

DE, 6-3, 250, Sr.-3L,
Aurora, Colo. (Eaglecrest HS)

■ **2010:** Started his 30th career outing at defensive end vs. Nicholls, tallying two stops ... Starter at New Mexico State and Missouri, coming up with two tackles in both outings ... Season-high four stops in the win vs. Utah State, including a sack for a loss of four yards ... Had one solo and one

assisted tackle in the loss at BYU ... Reserve vs. Air Force and New Mexico, ending up with two stops in both outings.

■ WILLIAMS' CAREER STATISTICS

Career Statistics	G	UA-AT-TT	TFL-Yds.	Sacks	Int.	PBU	FF	FR
2007	12	20-25-45	3.0-13	1.5-17	0-0	1	0	0
2008	11	36-38-74	10.5-31	3.5-19	0-0	0	0	2-10
2009	12	20-12-32	4.5-18	2.5-15	0-0	0	0	1-0
2010	8	10-7-17	1.0-4	1.0-4	0-0	0	0	0
Totals	43	86-82-168	19.0-66	8.5-55	0-0	1	0	3-10

Career Highs: Tackles: 11 at BYU (11/8/08); TFL: 4.0 at BYU (11/8/08); Sack: 1.0, seven times; PBU: 1 vs. PSU (9/22/07); FR: 1 at UCLA (9/5/09), at BYU (11/8/08), vs. Air Force (10/11/08).

2010 Highs: Tackles: 4 vs. Utah St. (9/25/10); TFL: 1.0 vs. Utah St. (9/25/10); Sack: 1.0 vs. Utah St. (9/25/10).

■ WILLIAMS 2010 GAME-BY-GAME

	G	UA-AT-TT	TFL-Yds.	Sacks	Int.	PBU	FF	FR
NICHOLLS (9/4/10)*	1	1-1-2	0-0	0-0	0-0	0	0	0
at NMSU (9/11/10)*	1	1-1-2	0-0	0-0	0-0	0	0	0
at Missouri (9/18/10)*	1	2-0-2	0-0	0-0	0-0	0	0	0
UTAH ST. (9/25/10)*	1	3-1-4	1.0-4	1.0-4	0-0	0	0	0
at BYU (10/9/10)*	1	1-1-2	0-0	0-0	0-0	0	0	0
AIR FORCE (10/16/10)	1	1-1-2	0-0	0-0	0-0	0	0	0
at UNM (10/23/10)	1	1-1-2	0-0	0-0	0-0	0	0	0
at WYO (10/30/10)	1	0-1-1	0-0	0-0	0-0	0	0	0



► **#52 MARCUS YARBROUGH**
LB, 6-2, 230, Sr.-3L,
San Diego, Calif. (Eastlake HS)

■ **2010:** Started at middle linebacker, tying for the team lead with five tackles, highlighted by his first career sack for a loss of four yards ... Managed only one assisted stop and a pass breakup in the victory at New Mexico State ... Four tackles with one for a loss of yardage at Missouri ... Made six stops in the win over Utah State and had nine at

BYU to go over the 100 career tackle milestone ... Six tackles with one for a loss in the upset of Air Force ... Five stops at Wyoming.

■ YARBROUGH'S CAREER STATISTICS

Career Statistics	G	UA-AT-TT	TFL-Yds.	Sacks	Int.	PBU	FF	FR
2007	11	4-5-9	0-0	0-0	0-0	0	0	0
2008	10	17-11-28	0-0	0-0	0-0	0	0	0
2009	12	25-16-41	3.0-12	0-0	0-0	1	0	0
2010	8	24-15-39	3.5-7	1.0-4	0-0	1	0	0
Totals	41	70-45-115	6.5-19	1.0-4	0-0	2	0	0

Career Highs: Tackles: 10 at Utah (11/21/09); TFL: 2.0 vs. UNM (10/31/09); Sacks: 1.0 vs. Nicholls (9/4/10); PBU: 1 at NMSU (9/11/10), at UCLA (9/5/09).

2010 Highs: Tackles: 9 at BYU (10/9/10); TFL: 1.0, three times; Sacks: 1.0 vs. Nicholls (9/4/10); PBU: 1 at NMSU (9/11/10).

■ YARBROUGH 2010 GAME-BY-GAME

	G	UA-AT-TT	TFL-Yds.	Sacks	Int.	PBU	FF	FR
NICHOLLS (9/4/10)*	1	5-0-5	1.0-4	1.0-4	0-0	0	0	0
at NMSU (9/11/10)*	1	0-1-1	0-0	0-0	0-0	1	0	0
at Missouri (9/18/10)*	1	2-2-4	1.0-1	0-0	0-0	0	0	0
UTAH ST. (9/25/10)*	1	3-3-6	0-0	0-0	0-0	0	0	0
at BYU (10/9/10)*	1	7-2-9	0-0	0-0	0-0	0	0	0
AIR FORCE (10/16/10)*	1	5-1-6	1.0-2	0-0	0-0	0	0	0
at UNM (10/23/10)*	1	0-3-3	0-0	0-0	0-0	0	0	0
at WYO (10/30/10)*	1	2-3-5	0.5-0	0-0	0-0	0	0	0

SDSU DEPTH CHART vs. COLORADO STATE**OFFENSE****LEFT TACKLE (LT)**

- 60 **Tommie Draheim**, 6-4, 300, Jr.*
 66 Riley Gauld, 6-5, 300, Jr.-TR

LEFT GUARD (LG)

- 71 Alec Johnson, 6-3, 295, So.-SQ
 74 **Mike Matamua**, 6-4, 300, Jr.*
 65 Japheth Gordon, 6-3, 285, Fr.-RS
 75 Leo Grassilli, 6-3, 290, Jr.-SQ

CENTER (C)

- 50 **Trask Iosefa**, 6-0, 300, Sr.***
 71 Alec Johnson, 6-3, 295, So.-SQ

RIGHT GUARD (RG)

- 68 **Nik Embernate**, 6-4, 305, So.*
 51 Jimmy Miller, 6-3, 290, So.-SQ
 70 Juan Roman, 6-3, 280, Fr.-RS
 53 Emilio Rivera, 6-4, 305, Jr.**

RIGHT TACKLE (RT)

- 79 Kurtis Gunther, 6-8, 290, Jr.*
 73 Kellen Farr, 6-7, 300, Jr.*

WIDE RECEIVER (X)

- 80 **Vincent Brown**, 6-0, 195, Sr.***
 83 Osmond Nicholas, 6-3, 210, Fr.-RS
 41 Marcus Russell, 5-11, 190, Jr.-TR
 86 Ezell Ruffin, 6-1, 190, Fr.-HS

TIGHT END (Y)

- 88 Gavin Escobar, 6-6, 245, Fr.-RS
 85 D.J. Shields, 6-4, 240, So.*
 87 Bryce Quigley, 6-5, 240, Fr.-HS

WIDE RECEIVER (Z)

- 1 **DeMarco Sampson**, 6-2, 205, Sr.**
 18 Dominique Sandifer, 6-0, 190, So.*
 84 Dylan Denso, 6-2, 205, Fr.-RS
 17 Doug Deakin, 6-0, 185, Sr.*

RUNNING BACK (RB)

- 13 Ronnie Hillman, 5-10, 185, Fr.-HS
 30 Davon Brown, 5-9, 190, Sr.***
 34 Walter Kazee, 5-9, 180, So.*

FULLBACK (FB)

- 23 **Brandon Sullivan**, 5-11, 215, Sr.***
 40 Chad Young, 5-11, 240, Fr.-RS

QUARTERBACK (QB)

- 14 **Ryan Lindley**, 6-4, 220, Jr.**
 12 Jake Bernards, 6-5, 210, Fr.-RS
 16 Ryne Clark, 6-2, 205, Fr.-RS

DEFENSE**DEFENSIVE END (DE)**

- 99 **Ernie Lawson**, 6-3, 275, Sr.***
 49 J.J. Autele, 6-1, 250, Jr.*
 59 Jordan Thomas, 6-1, 240, Fr.-HS
 48 *Eron Moses*, 6-4, 250, Jr.-SQ

DEFENSIVE TACKLE (DT)

- 55 Neil Spencer, 6-2, 280, Jr.*
 94 Jerome Long, 6-5, 280, Jr.**
 91 Frederick Trujillo, 6-1, 225, So.-SQ
 97 Dontrell Onuahu, 6-2, 285, Fr.-HS

DEFENSIVE END (DE)

- 47 **Jacob Tauanuu**, 6-1, 260, Sr.*
 90 **B.J. Williams**, 6-3, 250, Sr.***
 93 Larry Gibbs, 6-0, 245, Jr.-SQ
 95 Perry Jackson, 6-2, 245, Jr.-TR

LINEBACKER (LB)

- 31 Logan Ketchum, 6-3, 220, Jr.*
 36 Nick Tenhaeff, 6-2, 210, Fr.-RS
 33 Colin Shumate, 6-2, 220, So.-SQ
 43 Ross Williams, 6-3, 210, So.-SQ

MIDDLE LINEBACKER (MLB)

- 52 Marcus Yarbrough, 6-2, 230, Sr.***
 44 Rob Andrews, 6-2, 220, So.*
 46 Jacob Driver, 6-2, 205, Fr.-RS
 50 Chris Gordert, 6-0, 230, So.-SQ

LINEBACKER (LB)

- 9 **Miles Burris**, 6-3, 235, Jr.**
 54 Demetrius Barksdale, 6-3, 210, Jr.*
 37 Vaness Harris, LB, 6-2, 245, Fr.-RS

CORNERBACK (CB)

- 2 **Leon McFadden**, 5-10, 180, So.*
 29 Larry Parker, 5-11, 170, Jr.*
 35 King Holder, 5-10, 170, Fr.-HS
 7 Derek Mack, 5-7, 160, So.-SQ
 4 *Romeo Horn*, 6-0, 185, Jr.**

WARRIOR (WAR)

- 3 Darryn Lewis, 5-9, 165, Sr.**
 6 Gabe Lemon, 5-10, 190, Fr.-RS
 20 Nat Berhe, 5-10, 185, Fr.-RS

AZTEC

- 22 Andrew Preston, 6-1, 210, Sr.***
 41 Khalid Stevens, 5-11, 195, So.-SQ
 39 Rene Siluano, 5-10, 190, Fr.-HS

WARRIOR (WAR)

- 11 **Brandon Davis**, 6-2, 190, Jr.**
 26 Marcus Andrews, 6-0, 190, Fr.-RS
 24 Colin Lockett, 6-0, 185, Fr.-RS

CORNERBACK (CB)

- 15 **Jose Perez**, 6-1, 180, Sr.**
 12 Josh Wade, 6-0, 180, So.*
 21 Mahbu Keels, 6-1, 170, Fr.-HS

SPECIALISTS**PUNTER**

- 14 **Brian Stahovich**, 6-0, 190, Jr.**

PLACEKICKER

- 38 Abel Perez, 6-1, 225, Jr.-TR
 29 Bryan Shields, 6-1, 195, Sr.-SQ

KICKOFFS

- 38 Abel Perez, 6-1, 225, Jr.-TR
 29 Bryan Shields, 6-1, 195, Sr.-SQ

HOLDER

- 17 Doug Deakin, 6-0, 185, Sr.*
 14 Brian Stahovich, 6-0, 190, Jr.**
 10 Josh O'Brien, 6-4, 230, Sr.-SQ

LONG SNAPPER

- 58 **Aaron Brewer**, 6-5, 215, Jr.**
 55 Neil Spencer, 6-2, 280, Jr.*
 50 Trask Iosefa, 6-0, 300, Sr.***

KICKOFF RETURNS

- 30 Davon Brown, 5-9, 190, Sr.*** **AND**
 11 Brandon Davis, 6-2, 190, Jr.**

PUNT RETURNS

- 29 Larry Parker, 5-11, 170, Jr.*
 2 Leon McFadden, 5-10, 180, So.*

* - Denotes number of letters earned through the 2009 season. Injured players are listed in italics and at the bottom of the depth chart. **Players in red are returning starters.** Underline players are newcomers or freshmen that redshirted last season.

INJURED - OUT FOR EXTENDED TIME

- 2 Preston King, 5-10, 170, So.*
 34 J.J. Whitaker, 5-10, 175, Fr.-HS (rt. knee)
 72 Tom Rische, 6-4, 305, Sr.-SQ (lt. knee)
 7 **Alston Umuolo**, 6-4, 255, Sr.*** (hip)
 5 **Dey Juan Hemmings**, 5-11, 210, Sr.*** (rt ankle)
 56 Jake Fely, 5-10, 205, Fr.-HS

CAPTAINS

- 17 Doug Deakin, 6-0, 185, Sr.*
 99 Ernie Lawson, 6-3, 275, Sr.***
 22 Andrew Preston, 6-1, 210, Sr.***

GAME 1

Sept. 4 • Qualcomm Stadium (25,290)

vs. Nicholls

SAN DIEGO – The San Diego State football team put on a dominating performance on both sides of the ball, blanking first-time opponent Nicholls State, 47-0, for its first win in a season-opener in six years. The Aztecs outgained the Colonels, 531-171, posted their first shutout since 2003, and logged their largest margin of victory in 14 years in front of 25,290 fans at Qualcomm Stadium.

Despite the rout, SDSU took awhile to get started with both teams attempting to shake off the first-game jitters. The Aztecs' first two drives of the evening resulted in a missed 42-yard field goal and then a fumble on their own 19-yard line. Luckily, the visitors were unable to capitalize on that mistake, as the SDSU defense stepped up with consecutive sacks followed by another tackle for loss that made Nicholls attempt a 40-yard field goal, which it also missed.

The Aztecs used the run game to find the end zone for the first time in 2010, as the team utilized five consecutive draw plays, capped by a six-yard TD rush by senior Davon Brown, to get on the scoreboard for the first time, 7-0.

After Nicholls turned the ball over on downs at the SDSU 29-yard line, the home team wasted little time in doubling its lead as quarterback Ryan Lindley found DeMarco Sampson down the sideline for a quick 71-yard touchdown.

The Aztecs took advantage of good field position for its final tally of the first half, as Lindley completed passes of 14, 20 and finally 18 yards to Sampson for the 21-0 lead.

Little changed for either side coming out of the locker room. After its only punt of the game, San Diego State scored on each its final five possessions, posting a pair of field goals and three touchdowns by three different running backs to ring up 47 points, its highest offensive output since a 52-point outburst in 2007.

Nicholls had just one legitimate scoring chance in the second half, getting to first and goal from the Aztec five-yard line on its first drive of the third quarter. The SDSU defense, however, again turned the Colonels away, dropping them for a two-yard loss on first down, holding them to no gain on second down and forcing an incomplete pass on third down. The visitors attempted a short 24-yard field goal, but that too was turned back when Aztec linebacker Logan Ketchum blocked the kick.

Defensively, SDSU held an opponent to under 200 yards of total offense for first time since 2004, and to less than 100 yards in both categories for the first time since 1998. Overall, the defense had 12 tackles for loss, including three sacks, and did not let Nicholls past its own 43-yard line on its final five possessions of the game.

Offensively, the Aztecs sported a very balanced attack with 218 rushing yards and 313 passing yards. Lindley was 17-for-26 for 303 yards, no interceptions and the two touchdowns, which both went to Sampson, who had seven receptions for 179 yards. SDSU's Walter Kazee (74 yards), Ronnie Hillman (65 yards) and Davon Brown (65 yards) all rushed for over 65 yards apiece and all scored at least one TD.

	1	2	3	4	Total
Nicholls	0	0	0	0	- 0
San Diego State	0	20	10	17	- 47

- SD – D. Brown 6-yd run (A. Perez kick) – 9 plays, 77 yards, 4:30 (11:31, 2nd)
- SD – Sampson 71-yd pass from Lindley (kick failed) – 1 plays, 71 yards, 0:09 (5:46, 2nd)
- SD – Sampson 18-yd pass from Lindley (A. Perez kick) – 6 plays, 54 yards, 2:19 (1:48, 2nd)
- SD – D. Brown 21-yd run (A. Perez kick) – 6 plays, 68 yards, 2:16 (7:00, 3rd)
- SD – A. Perez 44-yd FG – 7 plays, 48 yards, 2:44 (2:13, 3rd)
- SD – A. Perez 27-yd FG – 10 plays, 48 yards, 4:38 (10:00, 4th)
- SD – Kazee 46-yd run (A. Perez kick) – 2 plays, 47 yards, 0:51 (8:05, 4th)
- SD – Hillman 6-yd run (B. Shields kick) – 5 plays, 21 yards, 2:37 (2:29, 4th)

INDIVIDUAL STATS

Rushing (Atts.-Yards-TDs): NICH: Caston 17-49; Turner 10-45; Johnson 2-17; Moore 1-2; Warren 1-(-4); Madu 1-(-7); Klann 5-(-14). SDSU: Kazee 6-74-1; Hillman 15-65-1; D. Brown 11-65-2; Sullivan 2-14.

Passing (Att.-Comp.-Int., Yards, TDs): NICH: Caston 25-12-0, 83, 0; Klann 1-0-0, 0, 0; SDSU: Lindley 26-17-0, 303, 2; Bernardis 1-1-0, 10, 0.

Receiving (No.-Yards-TDs): NICH: Turner 3-28; Blair 3-20; Warren 2-13; Johnson 2-(-3); Allen 1-16; Nichols 1-9. SDSU: Sampson 7-179-2; V. Brown 5-39; Sandifer 2-40; Escobar 1-27; D. Brown 1-14; O'Brien 1-10; Umuolo 1-4.

TEAM STATS	NICH	SDSU
First Downs	12	23
Rushes-Yards	37-88	34-218
Passing Yards	83	313
C-A-I	12-26-0	18-27-0
Total Offense	171	531
Fumbles-Lost	3-1	1-1
Penalties-Yards	8-62	5-54
Possession Time	32:55	27:05
Turnovers	1	1
Average Field Pos.	NICH 29	SDSU 33

GAME 2

Sept. 11 • Aggie Memorial Stadium (16,891)

at New Mexico State

LAS CRUCES, N.M. – Behind freshman Ronnie Hillman's four, second-half touchdowns, the San Diego State football team started a season 2-0 for the first time in 16 years by defeating New Mexico State for the second consecutive campaign, 41-21, at Aggie Memorial Stadium.

The Aztecs once again used a balanced offensive attack, compiling 244 yards on the ground and 315 yards through the air to exceed the 500-yard mark in total offense in back-to-back outings for the first time since 2005. The SDSU defense, meanwhile, surrendered only 328 yards with 149 of those yards coming on five plays.

The Aggies, playing in their first contest of 2010, looked to gain momentum early, taking the opening kick off and putting together a 11-play, 61-yard drive, bolstered by a 27-yard reception and an Aztec pass interference penalty on third and 20. NMSU kicker Tyler Stampler, however, missed wide right on a 37-yard field-goal leaving the game still scoreless.

Taking over, San Diego State attempted five passes on its first six offensive plays, completing three of them to set up a 4th-and-1 at its own 40-yard line. The Aztecs gambled and went for it, but Davon Brown was stuffed at the line of scrimmage and NMSU took over on downs. Utilizing the short field, the Aggies scored just over two minutes later on an 18-yard rush by Kenny Turner to take a 7-0 lead.

After a three and out on its next drive, SDSU got on the board at the end of the first quarter, settling for a 25-yard Abel Perez field goal, despite having first and goal at the Aggie 10-yard line.

This proved to be a common theme for the Aztec offense in the second quarter, as it was unable to get into the end zone on each of its next two possessions, despite getting deep into NMSU territory. Place-kicker Perez made a 32-yard field goal, but missed on his next attempt from 37 yards out, meaning SDSU still trailed 7-6.

The Aztecs finally took the lead with 1:26 left until the half, as quarterback Ryan Lindley found Gavin Escobar for a 14-yard TD reception and the 13-7 advantage.

The second half turned into the Hillman show, as he started off the third quarter with a sensational 44-yard touchdown run and scored three more times, logging 15 carries for 120 yards in the final 30 minutes for the first 100-yard effort of his career.

NMSU, whose offense was limited to -3 yards in the second quarter, utilized quick strikes to keep the game close, scoring touchdowns on a one-play drive and later a three-play possession to only trail 27-21 with 11:45 left in the game.

SDSU would immediately answer, as a 57-yard screen pass from Lindley to Brandon Sullivan on a third and nine led to Hillman's third TD of the night. The freshman capped scoring following an NMSU turnover, rushing three consecutive times to put the final score at 41-21.

	1	2	3	4	Total
San Diego State	3	10	14	14	- 41
New Mexico State	7	0	7	7	- 21

- NMSU – Turner 18-yd run (Stampler kick) – 4 plays, 40 yards, 2:12 (5:49, 1st)
- SD – A. Perez 25-yd FG – 5 plays, 57 yards, 1:09 (1:13, 1st)
- SD – A. Perez 32-yd FG – 9 plays, 30 yards, 3:43 (10:28, 2nd)
- SD – Escobar 14-yd pass from Lindley (A. Perez kick) – 9 plays, 59 yards, 4:29 (1:26, 2nd)
- SD – Hillman 44-yd run (A. Perez kick) – 4 plays, 59 yards, 1:27 (13:25, 3rd)
- NMSU – Allen 58-yd pass from Christian (Stampler kick) – 1 plays, 58 yards, 0:11 (6:55, 3rd)
- SD – Hillman 4-yd run (A. Perez kick) – 5 plays, 74 yards, 2:05 (6:55, 3rd)
- NMSU – Lee 16-yd pass from Christian (Stampler kick) – 3 plays, 60 yards, 0:53 (11:45, 4th)
- SD – Hillman 2-yd run (A. Perez kick) – 6 plays, 81 yards, 2:47 (8:52, 4th)
- SD – Hillman 1-yd run (A. Perez kick) – 3 plays, 13 yards, 1:22 (4:28, 4th)

INDIVIDUAL STATS

Rushing (Atts.-Yards-TDs): SDSU: Hillman 22-150-4; Kazee 10-52; D. Brown 4-50; Sullivan 1-1; Sampson 1-(-3).

NMSU: Turner 10-43-1; Christian 9-35; Lee 1-22; Allen 1-3; Smith 5-2.

Passing (Att.-Comp.-Int., Yards, TDs): SDSU: Lindley 42-20-0, 319, 1; D. Brown 0-1-0, 0, 0; NMSU: Christian 34-17-0, 223, 2.

Receiving (No.-Yards-TDs): SDSU: V. Brown 5-99; Sampson 4-73; Sullivan 3-69; Escobar 2-33-1; Umuolo 2-15; Sandifer 2-9; Denso 1-11; Kazee 1-10. NMSU: Nelson 5-28; Allen 4-114-1; Lee 4-40-1; Preston 2-27; Smith 1-7; Frazier 1-7.

TEAM STATS	SDSU	NMSU
First Downs	24	17
Rushes-Yards	40-244	26-105
Passing Yards	319	223
C-A-I	20-43-0	17-34-0
Total Offense	563	328
Fumbles-Lost	0-0	2-1
Penalties-Yards	10-106	9-86
Possession Time	33:13	26:47
Turnovers	0	1
Average Field Pos.	SDSU 32	NMSU 27

GAME 3

Sept. 18 • Faurot Field (56,050)

at rv/No. 25 Missouri

COLUMBIA, Mo. – Heartbreak once again found the San Diego State football team, as host and 25th-ranked Missouri overcame a four-point deficit on a 68-yard touchdown pass with just 51 seconds left in the game to allow the Tigers to escape with a 27-24 victory in front of over 56,000 at Faurot Field in Columbia.

The Aztecs trailed for most of the game, but took their first lead with 10, fourth-quarter points on a miraculous 93-yard touchdown run by Ronnie Hillman and a 25-yard field goal from Abel Perez to go ahead 24-20 with just over two minutes left.

The SDSU defense, which forced three Missouri turnovers in the fourth quarter, wasn't able to stop Tiger wideout T.J. Moe, who caught a pass along the far sideline, evaded tacklers and rambled 68 yards for the game-winner.

The Tigers' scoring drive took just 31 seconds, leaving the Aztecs with 51 ticks to drive the length of the field. A 27-yard pass play was negated by a penalty and SDSU was able to move only 13 yards before time expired.

San Diego State had its chances in the fourth quarter to put more points on the board or at least run down more time on the game clock. Trailing 20-14, the Aztec defense recovered a fumble at the Tigers' seven-yard line, but after getting four yards on first down, SDSU quarterback Ryan Lindley overthrew tight end Gavin Escobar and Missouri's Kevin Rutland intercepted the pass in the end zone.

Leading 21-20 with under five minutes left, the Aztecs had first down at the Missouri 14-yard line, but two rushes for six yards and an incomplete pass on third down forced them to settle for a field goal.

SDSU got the ball right back two offensive plays later as cornerback Leon McFadden intercepted Blaine Gabbert's pass at the Missouri 37. With just 1:47 remaining, the Aztecs were unable to get a first down, advancing only two yards and running off only 25 seconds before being forced to punt and leaving the Tigers with 1:22 to notch the game-winning play.

Each team started the game off well offensively, as both scored a touchdown on its opening drives. Missouri broke the tie with a 34-yard field goal at the end of the first quarter and jumped ahead by 10 points with a 11-yard TD run with only a minute left until halftime. The Aztecs reclaimed the momentum heading into the locker room, however, when Hillman broke loose for a 75-yard touchdown with just nine seconds left in the half to put SDSU down only 17-14.

Missouri kicked another field goal in the third quarter, setting up the fateful final 15 minutes, which began with the Aztecs trailing 20-14.

Despite the loss, Hillman continued to dazzle, carrying 23 times for 228 yards and the touchdown runs of 75 and 93 yards, the latter of which was the second-longest rush in school history.

SDSU ran for over 200 yards for the third straight game and the two sides tied with exactly 440 yards of total offense apiece.

	1	2	3	4	Total
San Diego State	7	7	0	10	- 24
No. 25 Missouri	10	7	3	7	- 27

MU – Moore 17-yd run (Ressel kick) – 9 plays, 80 yards, 3:16 (11:44, 1st)

SD – Kazee 11-yd run (A. Perez kick) – 10 plays, 80 yards, 4:10 (7:34, 1st)

MU – Ressel 34-yd FG – 7 plays, 20 yards, 2:08 (0:26, 1st)

MU – Gabbert 11-yd run (Ressel kick) – 8 plays, 78 yards, 2:01 (1:00, 2nd)

SD – Hillman 75-yd run (A. Perez kick) – 3 plays, 79 yards, 0:35 (0:19, 2nd)

MU – Ressel 38-yd FG – 12 plays, 75 yards, 4:56 (6:52, 3rd)

SD – Hillman 93-yd run (A. Perez kick) – 2 plays, 94 yards, 0:56 (10:55, 4th)

SD – A. Perez 25-yd FG – 6 plays, 37 yards, 2:51 (2:03, 4th)

MU – Moe 68-yd pass from Gabbert (Ressel kick) – 2 plays, 88 yards, 0:31 (0:51, 4th)

INDIVIDUAL STATS

Rushing (Atts.-Yards-TDs): SDSU: Hillman 23-228-2; Kazee 7-26-1; Sullivan 1-2; D. Brown 1-0; Lindley 1-(-6). MU: Josey 10-36; Moore 6-34-1; Lawrence 3-29; Team 1-(-1); Gabbert 7-(-9)-1

Passing (Att.-Comp.-Int., Yards, TDs): SDSU: Lindley 44-20-1, 190, 0; MU: Gabbert 28-51-2, 351, 1.

Receiving (No.-Yards-TDs): SDSU: Sampson 6-81; V. Brown 5-17; Sullivan 2-41; Sandifer 2-9; Escobar 2-5; Kazee 1-28; D. Brown 1-7; Hillman 1-2. MU: Egnew 13-145; Moe 7-119-1; Jackson 4-47; Gerau 1-28; Josey 1-8; Woodland 1-5; McGaffie 1-(-1).

TEAM STATS	SDSU	MU
First Downs	17	25
Rushes-Yards	33-250	27-89
Passing Yards	190	351
C-A-I	20-44-1	28-51-2
Total Offense	440	440
Fumbles-Lost	0-0	4-1
Penalties-Yards	10-56	2-30
Possession Time	31:58	28:02
Turnovers	1	3
Average Field Pos.	SDSU 27	MU 26

GAME 4

Sept. 25 • Qualcomm Stadium (45,682)

vs. Utah State

SAN DIEGO – San Diego State scored touchdowns on each of its first four possessions of the game, running out to a 28-0 lead and never looking back, as the Aztecs finished their 2010 non-conference campaign with a 41-7 drubbing of Utah State at Qualcomm Stadium. Over 45,000 fans turned out to see the team improve to 3-1 on the season, matching the program's best start in 29 years.

SDSU continued to sport a well-balanced attack with 142 yards on the ground and 362 yards through the air for its third game this season with over 500 yards of total offense. The Aztec defense, meanwhile, put a near lid on anything the Utah State offense could muster, limiting the Aggies to only 245 yards and a single touchdown, which was set up by a turnover on special teams.

After Utah State punted on the initial drive of the game, the Aztecs took over and took six plays, highlighted by a 21-yard reception by Brandon Sullivan on third-and-4, to get to the Aggie 17-yard line. SDSU then gave the ball to freshman Ronnie Hillman on four consecutive running plays, plunging in from a yard out for the 7-0 lead.

The Aztecs doubled that advantage just over two and a half minutes later when quarterback Ryan Lindley connected with tight end Gavin Escobar on a 45-yard reception that set up another rushing score, this time by sophomore Walter Kazee.

San Diego State used a little trickery on its third touchdown of the first quarter as Lindley faked a handoff on fourth-and-1, kept the ball behind his back and then found freshman tight end Bryce Quigley wide open for a 28-yard touchdown, the first of his collegiate career.

With the Aztecs already leading 28-0, Utah State's lone scoring threat in the first half stalled at the SDSU 29, as quarterback Diondre Borel's pass fell incomplete on a fourth-and-6.

The Aggies finally got on the scoreboard at the 9:43 mark of the third quarter, taking advantage of a San Diego State fumble on a punt return at its own 17-yard line, to reach the end zone on a 7-yard rush by Derrvin Speight and make the score 28-7.

It didn't take long for the Aztecs to answer, as Lindley connected with Vincent Brown for the wideout's second long touchdown catch of the day - this one for 82 yards - less than a minute later. SDSU would tally six more points on two Abel Perez field goals to capture the 41-7 victory.

Lindley finished with a season-high 362 yards passing, completing over 70 percent of his throws, to go with his three TDs. Vincent Brown had five receptions for 177 yards and two scores, while Hillman had 23 carries for 89 yards and one touchdown. Defensively, cornerback Leon McFadden tallied a team-best seven stops and a career-high three tackles for a loss of 20 yards.

	1	2	3	4	Total
Utah State	0	0	7	0	- 7
San Diego State	21	7	10	3	- 41

SD – Hillman 1-yd run (A. Perez kick) – 10 plays, 58 yards, 4:58 (7:57, 1st)

SD – Kazee 5-yd run (A. Perez kick) – 4 plays, 59 yards, 1:21 (5:14, 1st)

SD – Quigley 28-yd pass from Lindley (A. Perez kick) – 7 plays, 70 yards, 2:38 (0:08, 1st)

SD – V. Brown 65-yd pass from Lindley (A. Perez kick) – 6 plays, 97 yards, 2:58 (8:43, 2nd)

USU – Speight 7-yd run (Loveless kick) – 5 plays, 17 yards, 1:08 (9:43, 3rd)

SD – V. Brown 82-yd pass from Lindley (A. Perez kick) – 2 plays, 80 yards, 1:01 (8:42, 3rd)

SD – A. Perez 20-yd FG – 10 plays, 45 yards, 4:42 (1:57, 3rd)

SD – A. Perez 37-yd FG – 8 plays, 26 yards, 4:54 (1:53, 4th)

INDIVIDUAL STATS

Rushing (Atts.-Yards-TDs): USU: Speight 11-51-1; DeMartino 6-35; Williams 4-14; Marshall 1-10; Borel 18-5. SDSU: Hillman 23-89-1; Kazee 9-27-1; Deakin 1-13; Sampson 2-12; Sullivan 1-3; Lindley 2-3.

Passing (Att.-Comp.-Int., Yards, TDs): USU: Borel 31-14-1, 130, 0; SDSU: Lindley 24-17-1, 362, 3.

Receiving (No.-Yards-TDs): USU: Watkins 5-51; Moats 4-31; Bartlett 2-21; Morgan 1-23; Van Leeuwen 1-6;

Reynolds 1-(-2). SDSU: V. Brown 5-117-2; Sullivan 3-37; Escobar 2-57;

Sampson 2-40; Quigley 2-33-1;

Denso 1-8; Sandifer 1-6; Hillman 1-4.

TEAM STATS	USU	SDSU
First Downs	14	18
Rushes-Yards	40-115	38-142
Passing Yards	130	362
C-A-I	14-31-1	17-24-1
Total Offense	245	504
Fumbles-Lost	0-0	2-1
Penalties-Yards	8-80	7-70
Possession Time	28:43	31:17
Turnovers	1	2
Average Field Pos.	USU 31	SDSU 28

GAME 5 *Oct. 9 • LaVell Edwards Stadium (62,176)*

at Brigham Young

PROVO, Utah –The San Diego State football team spotted host Brigham Young a 14-point first-quarter lead and was never able to catch up, as the Cougars held on for the 24-21 victory in front of 62,176 fans at LaVell Edwards Stadium in Provo, Utah. The loss was the Aztecs' second of the 2010 campaign by only a three-point margin and denied them the chance to start a season with a 4-1 record for the first time since 1996.

BYU dominated the time of possession battle, holding the ball for 45 minutes, running 37 more plays and owning a 413-273 advantage in total offense, including 271 yards on the ground.

After SDSU was forced to punt on its first possession, the Cougars took 14 plays to get to the visitor's 32-yard line. The Aztec defense stopped them on a third-down play and were looking to get the ball back, but BYU faked a punt and Matt Marshall found Mike Muehlmann for a 16-yard gain and a first down. Five consecutive rushes later, the home team went up 7-0 on a three-yard run by J.J. Di Luigi to finish up a drive that covered 78 yards and spanned 8:34.

San Diego State's next offensive possession was very short lived, as quarterback Ryan Lindley's pass on first down was intercepted and returned to the Aztec 24-yard line. The Cougars promptly turned that into seven more points and a 14-0 lead on a two-yard touchdown rush by Bryan Kariya.

The SDSU offense which gained only eight yards in the first quarter, finally woke up with five minutes left in the second quarter as Lindley found wideout Vincent Brown for a 36-yard touchdown, making the score 14-7.

Both sides had chances to put more points on the board before half. Aztec defensive back Leon McFadden intercepted a pass in the end zone and linebacker Miles Burris forced a fumble to end two Cougar scoring threats, while BYU utilized a key last-second timeout to ice SDSU place-kicker Abel Perez on a 43-yard field goal try as time expired heading into the locker room.

Brigham Young increased its lead to 10 points on a 29-yard field goal in the third quarter, but the Aztecs immediately responded on their next drive by converting a fourth down and goal with a one-yard touchdown reception by tight end Gavin Escobar.

Each school logged a touchdown in the fourth quarter, with BYU notching one first on a 1-yard run by Kariya to move the score out to 24-14 with 13:43 remaining. SDSU answered with a six-play, 59-yard drive culminating in a four-yard TD catch by fullback Brandon Sullivan.

The Aztec offense got the ball back with 3:26 left in the game, but the possession stalled at the 20-yard line with three consecutive incompletions. SDSU then elected to punt, hoping for a defensive stop which it never ended up getting, as the Cougars converted a pair of third downs, including one via penalty, to run out the clock and secure the 24-21 victory.

	1	2	3	4	Total
San Diego State	0	7	7	7	- 21
BYU	14	0	3	7	- 24

BYU –Di Luigi 3-yd run (Payne kick) – 19 plays, 78 yards, 8:28 (4:57, 1st)
BYU – Kariya 2-yd run (Payne kick) – 5 plays, 24 yards, 2:40 (2:02, 1st)
SD – V. Brown 36-yd pass from Lindley (A.Perez kick) – 2 plays, 52 yards, 0:31 (5:00, 2nd)
BYU– Payne 29-yd FG – 8 plays, 38 yards, 4:13 (6:21, 3rd)
SD – Escobar 1-yd pass from Lindley (A. Perez kick) – 8 plays, 83 yards, 2:29 (3:43, 3rd)
BYU – Kariya 1-yd run (Payne kick) – 9 plays, 67 yards, 4:51 (13:43, 4th)
SD – Sullivan 4-yd pass from Lindley (A.Perez kick) – 6 plays, 59 yards, 2:31 (6:27, 4th)

INDIVIDUAL STATS

Rushing (Atts.-Yards-TDs): SDSU: Hillman 11-62; Lindley 1(-)-9). BYU: Di Luigi 22-134-1; Kariya 22-85-2; Quezada 11-50; Heaps 6-4-0; Team 1(-)-2-0.

Passing (Att.-Comp.-Int., Yards, TDs): SDSU: Lindley 34-20-1, 220, 3; BYU: Heaps 22-15-1, 126, 0; Marshall 1-1-0, 16, 0.

Receiving (No.-Yards-TDs): SDSU: V. Brown 6-101-1; Sampson 4-47; Sandifer 3-25; Sullivan 3-6-1; Quigley 1-19; Denso 1-12; D. Brown 1-9; Escobar 1-1-1. BYU: Jacobson 4-29; Mathews 3-43; Di Luigi 3-23; Kariya 2-13; Muehlmann 1-16; Hague 1-10; Mahina 1-5; Hoffman 1-3.

TEAM STATS	SDSU	BYU
First Downs	12	24
Rushes-Yards	12-53	62-271
Passing Yards	220	142
C-A-I	20-36-1	16-23-1
Total Offense	273	413
Fumbles-Lost	1-0	1-1
Penalties-Yards	4-37	5-25
Possession Time	14:59	45:01
Turnovers	1	2
Average Field Pos.	SDSU 26	BYU 34

GAME 6 *Oct. 16 • Qualcomm Stadium (28,178)*

vs. No. 23/23 Air Force

SAN DIEGO – The San Diego State football team held on despite a furious final few minutes, knocking off its first ranked opponent in 14 years with a 27-25 victory over 23rd-ranked Air Force at Qualcomm Stadium. The Aztecs never trailed in the game, improving to 4-2 overall, including 3-0 at home, for the program's best start since the 1996 squad posted an identical record.

Following a scoreless first quarter that saw both teams throw an interception, SDSU got on the board first when freshman running back Ronnie Hillman utilized good blocking up front to scamper 65 yards for a touchdown and the 7-0 lead.

The Falcons got to within a single point with a pair of Erik Soderberg field goals, the latter of which came with only 44 seconds left until the half.

The Aztecs could have run out the clock after the ensuing kickoff, but put together three-straight 20-plus yard gains with the final one coming on a shovel pass from Ryan Lindley to fullback Brandon Sullivan, which got them all the way down to the Air Force 1-yard line. A false start penalty and an incompletion followed, as SDSU settled for a 23-yard field goal to head into the locker room up 10-6.

After punting on its first possession of the third quarter, the Aztecs converted three consecutive third-down plays on their next drive with a 32-yard reception by Vincent Brown, a 36-yard catch by DeMarco Sampson and a nifty one-handed grab in the end zone by Gavin Escobar for the 17-6 advantage.

The 11-point lead was short-lived, however, as the Falcons answered back with their first offensive touchdown against SDSU since 2008, scoring on a 20-yard run by Asher Clark to put the visitors back to within five after a failed two-point conversion.

The fourth quarter proved to be an interesting one, as the Aztecs went up by eight points on a 27-yard field goal and were looking to move it to a two possession game, but place-kicker Abel Perez missed a 19-yard attempt, breathing life into the Air Force attack.

The Falcons took advantage with a 16-play, 80-yard drive that resulted in a touchdown. Now trailing 20-18 with only two minutes left, Air Force tried its second two-point conversion of the night and looked to be successful in tying the game, but the play on the field ended up being overturned by instant replay to preserve the 20-18 SDSU lead.

Hoping to just get a first down and run out the clock, the Aztecs instead scored just eight seconds later on a 44-yard touchdown run by Hillman. The Falcons would convert a successful two-minute drill with another seven points, but SDSU recovered the ensuing on-side kick to preserve the 27-25 victory for the over 28,000 fans in attendance for the annual Homecoming game.

	1	2	3	4	Total
Air Force	0	6	6	13	- 25
San Diego State	0	10	7	10	- 27

SD – Hillman 65-yd run (A. Perez kick) – 3 plays, 77 yards, 1:08 (8:39, 2nd)
AFA – Soderberg 25-yd FG – 11 plays, 62 yards, 4:47 (3:52, 2nd)
AFA – Soderberg 30-yd FG – 9 plays, 54 yards, 2:09 (0:44, 2nd)
SD – A. Perez 23-yd FG – 7 plays, 69 yards, 0:44 (0:00, 2nd)
SD – Escobar 8-yd pass from Lindley (A. Perez kick) – 9 plays, 66 yards, 4:03 (7:49, 3rd)
AFA – Clark 20-yd run (Clark rush failed) – 10 plays, 73 yards, 4:25 (3:24, 3rd)
SD – A. Perez 27-yd FG – 12 plays, 60 yards, 5:36 (12:48, 4th)
AFA – Walker 4-yd run (Jefferson pass failed) – 16 plays, 80 yards, 6:51 (2:08, 4th)
SD – Hillman 44-yd run (A. Perez kick) – 1 plays, 44 yards, 0:08 (2:00, 4th)
AFA – Demerath 7-yd pass from Jefferson (Soderberg kick) – 11 plays, 65 yards, 1:42 (0:18, 4th)

INDIVIDUAL STATS

Rushing (Atts.-Yards-TDs): AFA: Clark 19-116-1; Jefferson 15-88; Walker 9-29-1; Halderman 3-24; Getz 5-22; Warzeka 6-17; Tew 5-16. SDSU: Hillman 24-191-2; Lindley 5-18; Team 2(-)-4).

Passing (Att.-Comp.-Int., Yards, TDs): AFA: Jefferson 30-13-1, 175, 1; SDSU: San Diego State 26-14-1, 247, 1; Team 1-0-0, 0, 0.

Receiving (No.-Yards-TDs): AFA: Warzeka 5-55; Demerath 4-52-1; Halderman 2-41; Hirneise 1-18; Freeman 1-9. SDSU: Sampson 4-106; Sullivan 4-43; V. Brown 3-60; Sandifer 1-22; Hillman 1-8; Escobar 1-8-1.

TEAM STATS	AFA	SDSU
First Downs	29	16
Rushes-Yards	62-312	31-205
Passing Yards	175	247
C-A-I	13-30-1	14-27-1
Total Offense	487	452
Fumbles-Lost	0-0	0-0
Penalties-Yards	5-30	5-50
Possession Time	35:18	24:42
Turnovers	1	1
Average Field Pos.	AFA 25	SDSU 35

GAME 7

Oct. 23 • University Stadium (16,488)

at New Mexico

ALBUQUERQUE, N.M. – San Diego State got two touchdowns from DeMarco Sampson and three field goals from Abel Perez to help keep New Mexico winless on the year, as the Aztecs moved to 5-2 overall and 2-1 in league play with a 30-20 victory at University Stadium.

The win was SDSU's first in Albuquerque since the 2000 campaign, and marked the first time the Aztecs have claimed consecutive victories over the Lobos in Mountain West Conference history.

The visitors spotted New Mexico an early lead when junior Larry Parker fumbled a punt return and the Lobos recovered at the SDSU 30-yard line just a minute and 10 seconds into the game. UNM only advanced one yard, but place-kicker James Aho put a 46-yard field goal through the uprights for a 3-0 lead.

The Aztec offense finally got the ball for the first time in the game at the 12:52 mark and utilized six consecutive draw plays by running back Ronnie Hillman, including one on fourth down, to get into Lobo territory. SDSU quarterback Ryan Lindley then completed three straight passes to set up Hillman's 11-yard touchdown run for the 7-3 advantage.

The two sides swapped second-quarter field goals and it looked to be a 10-6 game heading into the locker room, but an 11-yard New Mexico punt gave the Aztecs the ball back on the Lobo 40-yard line with five seconds remaining in the first half. SDSU utilized its one final play, as Lindley threw a jump ball into the end zone, which senior wideout DeMarco Sampson managed to pull down for a touchdown as time expired.

The Aztecs used that momentum to add three more points to their total on another field goal to start the third quarter, but the Lobos made it a one possession game at 20-13 on a 25-yard TD pass from quarterback B.R. Holbrook to Lucas Reed.

SDSU quickly moved its lead back up to 14 points just two and a half minutes later when Lindley and Sampson connected for the second time on a 32-yard pass play to move the score out to 27-13.

The Aztecs got the ball right back on an interception by Josh Wade, but failed to turn it into any points as the two sides combined for seven consecutive punts from the end of third quarter through most of the fourth quarter.

SDSU's Abel Perez tallied his third field goal of the night following a Lobo fumble and UNM notched a last second touchdown to round out scoring in the 30-20 Aztec victory.

	1	2	3	4	Total
San Diego State	7	10	10	3	- 30
New Mexico	3	3	7	7	- 20

- UNM – Aho 46-yd FG – 4 plays, 1 yard, 0:46 (13:04, 1st)
- SDSU – Hillman 11-yd run (A.Perez kick) – 10 plays, 64 yards, 4:29 (8:23, 1st)
- SDSU – A. Perez 36-yd FG – 9 plays, 42 yards, 3:16 (14:52, 2nd)
- UNM – Aho 25-yd FG – 10 plays, 72 yards, 4:02 (10:50, 2nd)
- SDSU – Sampson 40-yd pass from Lindley (A.Perez kick) – 1 plays, 40 yards, 0:05 (0:00, 2nd)
- SDSU – A. Perez 30-yd FG – 9 plays, 48 yards, 3:22 (11:32, 3rd)
- UNM – Reed 25-yd pass from Holbrook (Aho kick) – 9 plays, 80 yards, 3:23 (8:09, 3rd)
- SDSU – Sampson 32-yd pass from Lindley (A.Perez kick) – 6 plays, 63 yards, 2:26 (5:35, 3rd)
- SDSU – A. Perez 31-yd FG – 9 plays, 24 yards, 4:00 (2:54, 4th)
- UNM – Reed 18-yd pass from Gruner (Aho kick) – 10 plays, 81 yards, 2:33 (0:14, 4th)

INDIVIDUAL STATS

Rushing (Atts.-Yards-TDs): SDSU: Sullivan 18-69; Hillman 18-64; Lindley 1-3; D. Brown 3-5; Team 1-(-1). UNM: Wright 11-60; Godfrey 4-17; Holbrook 4-11; Carrier 6-11; Dennis 4-9; Gruner 1-7; Fussell 1-(-6).

Passing (Att.-Comp.-Int., Yards, TDs): SDSU: Lindley 37-18-1, 249, 2; UNM: Holbrook 27-11-1, 124, 1; Gruner 9-4-0, 69, 1.

Receiving (No.-Yards-TDs): SDSU: Sampson 7-127-2; V. Brown 7-85; Escobar 2-11; Quigley 1-13; Sandifer 1-13. UNM: Reed 5-95-2; Hernandez 4-49; Williams 2-33; Dennis 2-(-11); Carrier 1-17; Kirk 1-10.

TEAM STATS	SDSU	UNM
First Downs	22	16
Rushes-Yards	41-135	31-109
Passing Yards	249	193
C-A-I	18-37-1	15-26-1
Total Offense	384	302
Fumbles-Lost	1-1	1-1
Penalties-Yards	5-66	10-87
Possession Time	34:07	25:53
Turnovers	2	2
Average Field Pos.	SDSU 41	UNM 23

GAME 8

Oct. 30 • War Memorial Stadium (16,252)

at Wyoming

LARAMIE, Wyo. – San Diego State become bowl eligible for the first time in 12 years, as the Aztecs held on in an offensive shootout at Wyoming with a 48-38 victory to move to 6-2 on the season, including a 3-1 mark in MWC play.

Ahead 6-0 following a pair of field goals, the SDSU special teams unit had three miscues in the second quarter alone, as a fumble on a punt return, a blocked punt and a 59-yard Cowboy kick return all led to points and a 17-13 Wyoming advantage with just over 3:30 left until halftime.

Luckily for the Aztecs, that was just enough time for quarterback Ryan Lindley, who completed three consecutive third-down pass plays, including a 14-yard TD toss to tight end D.J. Shields with 20 seconds left to send the visitors into the locker room up, 20-17.

After the two sides combined for 34, second-quarter points, they only managed a touchdown apiece in the third quarter with San Diego State maintaining its three-point lead heading into the final 15 minutes.

Fullback Brandon Sullivan kicked off the fourth quarter with his second and third 1-yard touchdown runs of the game in a span of only 1:49, with the latter set up by a 29-yard interception return by Andrew Preston, to give the Aztecs their largest lead at 41-24.

While a 17-point deficit would seem daunting to any squad, Wyoming stayed in the game by scoring two touchdowns on consecutive drives with the second one following a Lindley interception to get back to within a field goal.

Unlike the 2009 contest when it lost after being outscored 24-0 in the fourth quarter, SDSU stopped the Cowboy rally, answering back with a 59-yard touchdown reception by DeMarco Sampson to move the advantage back out to 10 points at 48-38.

The Aztec defense then held strong for the final 4:56, logging its fifth sack of Wyoming quarterback Austyn Carta-Samuels on a fourth-and-12 to get the turnover on downs and preserve the win.

Lindley finished the afternoon with his fourth 300-yard passing effort in 2010, throwing for a season-best 365 yards passing and three touchdowns. Senior wideouts Sampson (175 yards) and Vincent Brown (144 yards) each surpassed the 100-yard receiving mark, the first time two Aztecs have accomplished that feat in the same game since 2008.

	1	2	3	4	Total
San Diego State	3	17	7	21	- 48
Wyoming	0	17	7	14	- 38

- SDSU – A. Perez 21-yd FG – 7 plays, 40 yards, 2:44 (4:23, 1st)
- SDSU – A. Perez 28-yd FG – 7 plays, 69 yards, 1:47 (14:44, 2nd)
- WYO – Bolger 11-yd pass from Carta-Samuels (Watts kick) – 2 plays, 13 yards, 0:49 (11:28, 2nd)
- WYO – Watts 30-yd FG – 6 plays, 2 yards, 2:04 (8:05, 2nd)
- SDSU – Sampson 56-yd pass from Lindley (A.Perez kick) – 5 plays, 80 yards, 1:39 (6:26, 2nd)
- WYO – Leonard 13-yd pass from Carta-Samuels (Watts kick) – 8 plays, 41 yards, 2:55 (3:31, 2nd)
- SDSU – D.J. Shields 14-yd pass from Lindley (A.Perez kick) – 9 plays, 80 yards, 3:11 (0:20, 2nd)
- SDSU – Sullivan 1-yd run (A.Perez kick) – 6 plays, 20 yards, 2:07 (7:35, 3rd)
- WYO – Leonard 20-yd pass from Carta-Samuels (Watts kick) – 7 plays, 80 yards, 3:54 (3:41, 3rd)
- SDSU – Sullivan 1-yd run (A.Perez kick) – 10 plays, 71 yards, 4:26 (14:15, 4th)
- SDSU – Sullivan 1-yd run (A.Perez kick) – 3 plays, 4 yards, 0:51 (12:26, 4th)
- WYO – Carta-Samuels 20-yd run (Watts kick) – 5 plays, 78 yards, 2:27 (9:59, 4th)
- WYO – Alexander 20-yd run (Watts kick) – 3 plays, 35 yards, 1:24 (7:32, 4th)
- SDSU – Sampson 59-yd pass from Lindley (A.Perez kick) – 5 plays, 80 yards, 2:36 (4:56, 4th)

INDIVIDUAL STATS

Rushing (Atts.-Yards-TDs): SDSU: Hillman 21-44; Kazee 7-23; Sullivan 6-15-3; D. Brown 1-(-1); Lindley 2-(-5). WYO: Alexander 11-89-1; Carta-Samuels 14-51-1; Herron 8-14; Team 1-(-1).

Passing (Att.-Comp.-Int., Yards, TDs): SDSU: Lindley 32-16-2, 365, 3; WYO: Carta-Samuels 40-20-1, 186, 3.

Receiving (No.-Yards-TDs): SDSU: Sampson 7-175-2; V. Brown 5-144; D.J. Shields 2-29-1; Sandifer 1-9; Escobar 1-8. WYO: Leonard 7-75-2; Bolger 4-40-1; McNeill 4-21; Ogbonna 3-28; Alexander 1-15; Aiken 1-7.

TEAM STATS	SDSU	WYO
First Downs	20	21
Rushes-Yards	37-76	34-152
Passing Yards	365	186
C-A-I	16-31-2	20-40-1
Total Offense	441	338
Fumbles-Lost	1-1	0-0
Penalties-Yards	5-40	10-72
Possession Time	28:10	31:50
Turnovers	3	1
Average Field Pos.	SDSU 40	UNM 34

2010 SAN DIEGO STATE STATISTICS

Date	Opponent	Score	Att.
Sep 04, 2010	NICHOLLS STATE	W 47-0	25290
Sep 11, 2010	at New Mexico State	W 41-21	16891
Sep 18, 2010	at #25 Missouri	L 24-27	56050
Sep 25, 2010	UTAH STATE	W 41-7	45682
* Oct 09, 2010	at Brigham Young	L 21-24	62176
* Oct 16, 2010	#23 AIR FORCE	W 27-25	28178
* Oct 23, 2010	at New Mexico	W 30-20	16488
* Oct 30, 2010	at Wyoming	W 48-38	16252

Record:	Overall	Home	Away	Neutral
All games	6-2	3-0	3-2	0-0
Conference	3-1	1-0	2-1	0-0
Non-Conference	3-1	2-0	1-1	0-0

Rushing	gp	att	gain	loss	net	avg	td	lg	avg/g
HILLMAN, Ronnie	8	157	946	53	893	5.7	11	93	111.6
KAZEE, Walter	5	39	203	6	197	5.1	3	46	39.4
BROWN, Davon	8	20	121	7	114	5.7	2	44	14.2
SULLIVAN, Brand	8	29	106	2	104	3.6	3	12	13.0
DEAKIN, Doug	8	1	13	0	13	13.0	0	13	1.6
SAMPSON, DeMarc	8	3	12	3	9	3.0	0	10	1.1
LINDLEY, Ryan	8	12	41	37	4	0.3	0	9	0.5
TEAM	7	5	0	11	-11	-2.2	0	0	-1.6
Total	8	266	1442	119	1323	5.0	19	93	165.4
Opponents	8	319	1507	266	1241	3.9	11	49	155.1

Team Statistics	SDSU	OPP
FIRST DOWNS	152	158
Rushing	53	69
Passing	88	70
Penalty	11	19
RUSHING YARDAGE	1323	1241
Rushing Attempts	266	319
Average Per Rush	5.0	3.9
Average Per Game	165.4	155.1
TDs Rushing	19	11
PASSING YARDAGE	2265	1483
Comp-Att-Int	143-270-7	135-271-7
Average Per Pass	8.4	5.5
Average Per Catch	15.8	11.0
Average Per Game	283.1	185.4
TDs Passing	15	9
TOTAL OFFENSE	3588	2724
Average Per Play	6.7	4.6
Average Per Game	448.5	340.5
KICK RETURNS: #-Yards	24-513	30-715
PUNT RETURNS: #-Yards	20-126	18-149
INT RETURNS: #-Yards	7-66	7-79
FUMBLES-LOST	6-4	11-5
PENALTIES-Yards	51-479	57-472
PUNTS-AVG	37-46.1	54-39.9
TIME OF POSSESSION/Game	28:11	31:49
3RD-DOWN Conversions	53/117	44/129
4TH-DOWN Conversions	4/7	6/12

Passing	gp	effic	comp-att-int	pct	yds	td	lg	avg/g
LINDLEY, Ryan	8	138.46	142-265-7	53.6	2255	15	82	281.9
TEAM	7	0.00	0-3-0	0.0	0	0	0	0.0
BERNARDS, Jake	1	184.00	1-1-0	100.0	10	0	10	10.0
BROWN, Davon	8	0.00	0-1-0	0.0	0	0	0	0.0
Total	8	136.58	143-270-7	53.0	2265	15	82	283.1
Opponents	8	101.58	135-271-7	49.8	1483	9	68	185.4

Interceptions	no.	yds	avg	td	lg
LEWIS, Darryn	2	27	13.5	0	23
MCFADDEN, Leon	2	0	0.0	0	0
WADE, Josh	1	0	0.0	0	0
PRESTON, Andrew	1	29	29.0	0	29
BERHE, Nat	1	10	10.0	0	10

Receiving	gp	no.	yds	avg	td	lg	avg/g
SAMPSON, DeMarc	8	41	828	20.2	6	71	103.5
BROWN, Vincent	8	41	722	17.6	3	82	90.2
SULLIVAN, Brand	8	15	196	13.1	1	57	24.5
SANDIFER, Domin	8	13	133	10.2	0	29	16.6
ESCOBAR, Gavin	8	12	150	12.5	3	45	18.8
QUIGLEY, Bryce	6	4	65	16.2	1	28	10.8
DENSO, Dylan	8	3	31	10.3	0	12	3.9
BROWN, Davon	8	3	30	10.0	0	14	3.8
UMUOLO, Alston	2	3	19	6.3	0	11	9.5
HILLMAN, Ronnie	8	3	14	4.7	0	8	1.8
KAZEE, Walter	5	2	38	19.0	0	28	7.6
SHIELDS, D.J.	8	2	29	14.5	1	15	3.6
O'BRIEN, Josh	8	1	10	10.0	0	10	1.2
Total	8	143	2265	15.8	15	82	283.1
Opponents	8	135	1483	11.0	9	68	185.4

Punting	no.	yds	avg	lg	tb	fc	i20	50+	blk
STAHOVICH, Bria	36	1705	47.4	89	5	9	13	15	0
TEAM	1	0	0.0	0	0	0	0	0	1

Field Goals	fg	pct.	01-19	20-29	30-39	40-49	50-99	lg	blk
PEREZ, Abel	14-19	73.7	0-1	8-8	5-6	1-4	0-0	44	0

Punt Returns	no.	yds	avg	td	lg
PARKER, Larry	11	74	6.7	0	22
MCFADDEN, Leon	5	46	9.2	0	23
SANDIFER, Domin	3	6	2.0	0	6
TEAM	1	0	0.0	0	0
Total	20	126	6.3	0	23
Opponents	18	149	8.3	0	32

Scoring	td	fg	PAT				dpx	saf	pts
			kick	rush	rcv	pass			
PEREZ, Abel	-	14-19	32-33	-	-	-	-	-	74
HILLMAN, Ronnie	11	-	-	-	-	-	-	-	66
SAMPSON, DeMarc	6	-	-	-	-	-	-	-	36
SULLIVAN, Brand	4	-	-	-	-	-	-	-	24
KAZEE, Walter	3	-	-	-	-	-	-	-	18
ESCOBAR, Gavin	3	-	-	-	-	-	-	-	18
BROWN, Vincent	3	-	-	-	-	-	-	-	18
BROWN, Davon	2	-	-	-	-	-	-	-	12
QUIGLEY, Bryce	1	-	-	-	-	-	-	-	6
SHIELDS, D.J.	1	-	-	-	-	-	-	-	6
SHIELDS, Bryan	-	-	1-1	-	-	-	-	-	1
Total	34	14-19	33-34	-	-	-	-	-	279
Opponents	20	8-12	18-18	0-1	-	0-1	-	-	162

Kick Returns	no.	yds	avg	td	lg
DAVIS, Brandon	13	326	25.1	0	37
BROWN, Davon	11	187	17.0	0	25
Total	24	513	21.4	0	37
Opponents	30	715	23.8	0	59

Score by Quarters	1st	2nd	3rd	4th	OT	Total
San Diego State	41	88	65	85	0	279
Opponents	34	33	40	55	0	162

All Purpose	g	rush	rcv	pr	kr	ir	total	avg/g
HILLMAN, Ronni	8	893	14	0	0	0	907	113.4
SAMPSON, DeM	8	9	828	0	0	0	837	104.6
BROWN, Vincent	8	0	722	0	0	0	722	90.2
BROWN, Davon	8	114	30	0	187	0	331	41.4
DAVIS, Brandon	8	0	0	0	326	0	326	40.8
Total	8	1323	2265	126	513	66	4293	536.6
Opponents	8	1241	1483	149	715	79	3667	458.4

Total Offense	g	plays	rush	pass	total	avg/g
LINDLEY, Ryan	8	277	4	2255	2259	282.4
HILLMAN, Ronnie	8	157	893	0	893	111.6
KAZEE, Walter	5	39	197	0	197	39.4
BROWN, Davon	8	21	114	0	114	14.2
SULLIVAN, Brand	8	29	104	0	104	13.0
Total	8	536	1323	2265	3588	448.5
Opponents	8	590	1241	1483	2724	340.5

#	Defensive Leaders	gp	Tackles			tfl/yds	Sacks no-yds	Pass defense		Fumbles		blkd kick	saf
			ua	a	tot			int-yds	brup	qbh	rcv-yds		

2010 TEAM STATISTICS

Team Statistics	SDSU	OPP
SCORING	279	162
Points Per Game	34.9	20.2
FIRST DOWNS	152	158
Rushing	53	69
Passing	88	70
Penalty	11	19
RUSHING YARDAGE	1323	1241
Yards gained rushing	1442	1507
Yards lost rushing	119	266
Rushing Attempts	266	319
Average Per Rush	5.0	3.9
Average Per Game	165.4	155.1
TDs Rushing	19	11
PASSING YARDAGE	2265	1483
Comp-Att-Int	143-270-7	135-271-7
Average Per Pass	8.4	5.5
Average Per Catch	15.8	11.0
Average Per Game	283.1	185.4
TDs Passing	15	9
TOTAL OFFENSE	3588	2724
Total Plays	536	590
Average Per Play	6.7	4.6
Average Per Game	448.5	340.5
KICK RETURNS: #-Yards	24-513	30-715
PUNT RETURNS: #-Yards	20-126	18-149
INT RETURNS: #-Yards	7-66	7-79
KICK RETURN AVERAGE	21.4	23.8
PUNT RETURN AVERAGE	6.3	8.3
INT RETURN AVERAGE	9.4	11.3
FUMBLES-LOST	6-4	11-5
PENALTIES-Yards	51-479	57-472
Average Per Game	59.9	59.0
PUNTS-Yards	37-1705	54-2154
Average Per Punt	46.1	39.9
Net punt average	39.4	36.1
TIME OF POSSESSION/Game	28:11	31:49
3RD-DOWN Conversions	53/117	44/129
3rd-Down Pct	45%	34%
4TH-DOWN Conversions	4/7	6/12
4th-Down Pct	57%	50%
SACKS BY-Yards	17-123	4-37
MISC YARDS	25	0
TOUCHDOWNS SCORED	34	20
FIELD GOALS-ATTEMPTS	14-19	8-12
ON-SIDE KICKS	0-0	1-4
RED-ZONE SCORES	(31-36) 86%	(25-29) 86%
RED-ZONE TOUCHDOWNS	(18-36) 50%	(18-29) 62%
PAT-ATTEMPTS	(33-34) 97%	(18-18) 100%
ATTENDANCE	99150	167857
Games/Avg Per Game	3/33050	5/33571
Neutral Site Games		0/0

Score by Quarters	1st	2nd	3rd	4th	OT	Total
San Diego State	41	88	65	85	0	279
Opponents	34	33	40	55	0	162

2010 INDIVIDUAL STATISTICS

Rushing	gp	att	gain	loss	net	avg	td	lg	avg/g
HILLMAN, Ronnie	8	157	946	53	893	5.7	11	93	111.6
KAZEE, Walter	5	39	203	6	197	5.1	3	46	39.4
BROWN, Davon	8	20	121	7	114	5.7	2	44	14.2
SULLIVAN, Brand	8	29	106	2	104	3.6	3	12	13.0
DEAKIN, Doug	8	1	13	0	13	13.0	0	13	1.6
SAMPSON, DeMarc	8	3	12	3	9	3.0	0	10	1.1
LINDLEY, Ryan	8	12	41	37	4	0.3	0	9	0.5
TEAM	7	5	0	11	-11	-2.2	0	0	-1.6
Total	8	266	1442	119	1323	5.0	19	93	165.4
Opponents	8	319	1507	266	1241	3.9	11	49	155.1

Passing	gp	effic	comp-att-int	pct	yds	td	lg	avg/g
LINDLEY, Ryan	8	138.46	142-265-7	53.6	2255	15	82	281.9
TEAM	7	0.00	0-3-0	0.0	0	0	0	0.0
BERNARDS, Jake	1	184.00	1-1-0	100.0	10	0	10	10.0
BROWN, Davon	8	0.00	0-1-0	0.0	0	0	0	0.0
Total	8	136.58	143-270-7	53.0	2265	15	82	283.1
Opponents	8	101.58	135-271-7	49.8	1483	9	68	185.4

Receiving	gp	no.	yds	avg	td	lg	avg/g
SAMPSON, DeMarc	8	41	828	20.2	6	71	103.5
BROWN, Vincent	8	41	722	17.6	3	82	90.2
SULLIVAN, Brand	8	15	196	13.1	1	57	24.5
SANDIFER, Domin	8	13	133	10.2	0	29	16.6
ESCOBAR, Gavin	8	12	150	12.5	3	45	18.8
QUIGLEY, Bryce	6	4	65	16.2	1	28	10.8
DENSO, Dylan	8	3	31	10.3	0	12	3.9
BROWN, Davon	8	3	30	10.0	0	14	3.8
UMUOLO, Alston	2	3	19	6.3	0	11	9.5
HILLMAN, Ronnie	8	3	14	4.7	0	8	1.8
KAZEE, Walter	5	2	38	19.0	0	28	7.6
SHIELDS, D.J.	8	2	29	14.5	1	15	3.6
O'BRIEN, Josh	8	1	10	10.0	0	10	1.2
Total	8	143	2265	15.8	15	82	283.1
Opponents	8	135	1483	11.0	9	68	185.4

Punt Returns	no.	yds	avg	td	lg
PARKER, Larry	11	74	6.7	0	22
MCFADDEN, Leon	5	46	9.2	0	23
SANDIFER, Domin	3	6	2.0	0	6
TEAM	1	0	0.0	0	0
Total	20	126	6.3	0	23
Opponents	18	149	8.3	0	32

Interceptions	no.	yds	avg	td	lg
MCFADDEN, Leon	2	0	0.0	0	0
LEWIS, Darryn	2	27	13.5	0	23
BERHE, Nat	1	10	10.0	0	10
PRESTON, Andrew	1	29	29.0	0	29
WADE, Josh	1	0	0.0	0	0
Total	7	66	9.4	0	29
Opponents	7	79	11.3	0	25

Kick Returns	no.	yds	avg	td	lg
DAVIS, Brandon	13	326	25.1	0	37
BROWN, Davon	11	187	17.0	0	25
Total	24	513	21.4	0	37
Opponents	30	715	23.8	0	59

Fumble Returns	no.	yds	avg	td	lg
Total	0	0	0.0	0	0
Opponents	0	0	0.0	0	0

2010 INDIVIDUAL STATISTICS

Scoring	td	fg	PAT				dxp	saf	pts
			kick	rush	rcv	pass			
PEREZ, Abel	-	14-19	32-33	-	-	-	-	-	74
HILLMAN, Ronnie	11	-	-	-	-	-	-	-	66
SAMPSON, DeMarc	6	-	-	-	-	-	-	-	36
SULLIVAN, Brand	4	-	-	-	-	-	-	-	24
BROWN, Vincent	3	-	-	-	-	-	-	-	18
KAZEE, Walter	3	-	-	-	-	-	-	-	18
ESCOBAR, Gavin	3	-	-	-	-	-	-	-	18
BROWN, Davon	2	-	-	-	-	-	-	-	12
SHIELDS, D.J.	1	-	-	-	-	-	-	-	6
QUIGLEY, Bryce	1	-	-	-	-	-	-	-	6
SHIELDS, Bryan	-	-	1-1	-	-	-	-	-	1
Total	34	14-19	33-34	-	-	-	-	-	279
Opponents	20	8-12	18-18	0-1	-	0-1	-	-	162

Total Offense	g	plays	rush	pass	total	avg/g
LINDLEY, Ryan	8	277	4	2255	2259	282.4
HILLMAN, Ronnie	8	157	893	0	893	111.6
KAZEE, Walter	5	39	197	0	197	39.4
BROWN, Davon	8	21	114	0	114	14.2
SULLIVAN, Brand	8	29	104	0	104	13.0
DEAKIN, Doug	8	1	13	0	13	1.6
BERNARDS, Jake	1	1	0	10	10	10.0
SAMPSON, DeMarc	8	3	9	0	9	1.1
TEAM	7	8	-11	0	-11	-1.6
Total	8	536	1323	2265	3588	448.5
Opponents	8	590	1241	1483	2724	340.5

Field Goals	fg	pct.	01-19	20-29	30-39	40-49	50-99	lg	blk
PEREZ, Abel	14-19	73.7	0-1	8-8	5-6	1-4	0-0	44	0

Punting	no.	yds	avg	lg	tb	fc	i20	50+	blk
STAHOVICH, Bria	36	1705	47.4	89	5	9	13	15	0
TEAM	1	0	0.0	0	0	0	0	0	1
Total	37	1705	46.1	89	5	9	13	15	1
Opponents	54	2154	39.9	58	4	14	14	5	0

FG Sequence	San Diego State	Opponents
Nicholls State	42,(44),(27)	40,24
New Mexico State	(25),(32),37,45	37
Missouri	(25)	(34),(38)
Utah State	(20),(37)	-
Brigham Young	43	(29)
Air Force	(23),(27),19	46,(25),(30)
New Mexico	(36),(30),(31)	(46),(25)
Wyoming	(21),(28)	(30)

Kickoffs	no.	yds	avg	tb	ob	retn	net	ydln
PEREZ, Abel	54	3687	68.3	23	1			
Total	54	3687	68.3	23	1	23.8	46.5	23
Opponents	32	2101	65.7	7	1	21.4	45.2	24

Numbers in (parentheses) indicate field goal was made.

STAHOVICH PUNT-BY-PUNT

Opponent	From	To	Yds	Return	Net	FP
Nicholls State	SD 18	NS 26	56	32	24	SD 42
New Mexico State	SD 26	NM 15	59	1	58	NM 16
New Mexico State	SD 15	NM 31	54	5	49	NM 36
New Mexico State	SD 27	NM 40	33	downed	33	NM 40
New Mexico State	SD 35	NM 8	57	0	57	NM 8
Missouri	SD 19	MU 33	48	31	17	SD 36
Missouri	SD 38	MU 26	36	0	36	MU 26
Missouri	SD 15	MU 44	41	8	33	SD 48
Missouri	SD 26	MU 22	52	0	52	MU 22
Missouri	SD 50	MU 5	45	0	45	MU 5
Missouri	SD 33	MU 0	67	0	47	MU 20
Missouri	SD 30	MU 17	53	8	45	MU 25
Missouri	SD 44	MU 7	49	0	49	MU 7
Missouri	SD 19	MU 39	42	0	42	MU 39
Missouri	MU 35	MU 12	23	0	23	MU 12
Utah State	SD 38	US 36	36	fair catch	36	US 26
Utah State	SD 14	US 29	57	9	48	US 38
Utah State	SD 36	US 19	45	0	45	US 19
Brigham Young	SD 25	BY 22	53	0	53	BY 22
Brigham Young	BY 47	BY 21	26	fair catch	26	BY 21
Brigham Young	SD 21	BY 41	38	0	38	BY 41
Brigham Young	SD 13	BY 38	49	13	36	SD 49
Brigham Young	SD 27	BY 27	46	fair catch	46	BY 27
Brigham Young	SD 20	BY 26	54	9	45	BY 35

Opponent	From	To	Yds	Return	Net	FP
Air Force	SD 35	AF 17	48	fair catch	48	AF 17
Air Force	AF 45	AF 22	23	downed	23	AF 22
Air Force	SD 35	AF 18	47	fair catch	47	AF 18
Air Force	SD 34	AF 11	55	7	48	AF 18
New Mexico	SD 36	NM 14	50	fair catch	50	NM 14
New Mexico	SD 39	NM 0	61	TB	41	NM 20
New Mexico	NM 40	NM 0	40	TB	20	NM 20
New Mexico	NM 45	NM 0	45	TB	25	NM 20
New Mexico	SD 41	NM 0	59	TB	39	NM 20
New Mexico	NM 46	NM 10	36	fair catch	36	NM 10
New Mexico	NM 44	NM 11	33	6	27	NM 27
Wyoming	SD 3	UW 8	89	0	89	UW 8

2010 INDIVIDUAL STATISTICS

All Purpose	g	rush	rcv	pr	kr	ir	total	avg/g
HILLMAN, Ronni	8	893	14	0	0	0	907	113.4
SAMPSON, De	8	9	828	0	0	0	837	104.6
BROWN, Vincen	8	0	722	0	0	0	722	90.2
BROWN, Davon	8	114	30	0	187	0	331	41.4
DAVIS, Brandon	8	0	0	0	326	0	326	40.8
SULLIVAN, Bran	8	104	196	0	0	0	300	37.5
KAZEE, Walter	5	197	38	0	0	0	235	47.0
ESCOBAR, Gavi	8	0	150	0	0	0	150	18.8
SANDIFER, Do	8	0	133	6	0	0	139	17.4
PARKER, Larry	7	0	0	74	0	0	74	10.6
QUIGLEY, Bryce	6	0	65	0	0	0	65	10.8
MCFADDEN, Le	8	0	0	46	0	0	46	5.8
DENSO, Dylan	8	0	31	0	0	0	31	3.9
PRESTON, Andr	8	0	0	0	0	29	29	3.6
SHIELDS, D.J.	8	0	29	0	0	0	29	3.6
LEWIS, Darryn	8	0	0	0	0	27	27	3.4
UMUOLO, Alsto	2	0	19	0	0	0	19	9.5
DEAKIN, Doug	8	13	0	0	0	0	13	1.6
O'BRIEN, Josh	8	0	10	0	0	0	10	1.2
BERHE, Nat	7	0	0	0	0	10	10	1.4
LINDLEY, Ryan	8	4	0	0	0	0	4	0.5
TEAM	7	-11	0	0	0	0	-11	-1.6
Total	8	1323	2265	126	513	66	4293	536.6
Opponents	8	1241	1483	149	715	79	3667	458.4

2010 DEFENSIVE STATISTICS

##	Defensive Leaders	gp	Tackles			tfl/yds	Sacks no-yds	Pass defense			Fumbles		blkd	
			ua	a	tot			int-yds	brup	qbh	rcv-yds	ff	kick	saf
22	PRESTON, Andrew	8	27	15	42	.	.	1-29	3
9	BURRIS, Miles	8	23	17	40	9.0-37	5.0-25	2	.	.
52	YARBROUGH, Marc	8	24	15	39	3.5-7	1.0-4	.	1	1
3	LEWIS, Darryn	8	21	11	32	1.0-2	.	2-27	1
31	KETCHUM, Logan	8	20	11	31	2.5-6	0.5-1	.	2	.	.	.	1	.
2	MCFADDEN, Leon	8	18	13	31	6.0-37	1.0-11	2-0	8
20	BERHE, Nat	7	16	11	27	1.0-2	.	1-10	1	.	1-0	.	.	.
11	DAVIS, Brandon	8	17	8	25	2.0-9	1.0-8	.	3
54	BARKSDALE, Deme	8	15	9	24	2.5-18	1.0-14	.	3	.	1-0	.	.	.
94	LONG, Jerome	8	12	11	23	4.5-13	1.0-7
26	ANDREWS, Marcus	8	13	10	23	0.5-3	.	.	4
15	PEREZ, Jose	8	15	7	22	2.0-5	.	.	9	1
41	STEVENS, Khalid	8	14	7	21	3.5-8	.	.	2
55	SPENCER, Neil	8	12	9	21	1.0-4	1-0	.	.	.
36	TENHAEFF, Nick	8	14	5	19	3.5-25	2.0-19	.	.	.	1-0	.	.	.
99	LAWSON, Ernie	8	9	9	18	5.0-23	1.0-11	.	1	2
90	WILLIAMS, B.J.	8	10	7	17	1.0-4	1.0-4
44	ANDREWS, Rob	8	8	7	15	0.5-2	.	.	1
47	TAUANUU, Jacob	8	10	4	14	2.5-5	.	.	2
49	AUTELE, J.J.	8	8	6	14	3.5-13	1.5-10
9A	PARKER, Larry	7	8	3	11	1.0-4	.	.	1	.	1-0	1	.	.
2A	WADE, Josh	8	3	8	11	0.5-1	.	1-0
6	LEMON, Gabe	5	5	2	7	.	.	.	1
39	SILUANO, Rene	8	3	4	7
24	LOCKETT, Colin	6	3	1	4
4	HORN, Romeo	3	4	.	4
58	BREWER, Aaron	8	2	2	4
91	TRUJILLO, Frede	3	2	1	3	1.0-3	.	.	1	.	.	1	.	.
37	HARRIS, Vaness	1	3	.	3
33	SHUMATE, Colin	7	3	.	3
56	FELY, Jake	3	1	1	2	1.5-10	1.0-9
59	THOMAS, Jordan	8	2	.	2
0B	GORDERT, Chris	1	1	.	1
5	HEMMINGS, Dey J	2	1	.	1
60	DRAHEIM, Tommie	8	1	.	1
	TM TEAM	7	1	.	1	1.0-3	1	.	.
17	DEAKIN, Doug	8	1	.	1
84	DENSO, Dylan	8	1	.	1
88	ESCOBAR, Gavin	8	1	.	1
38	PEREZ, Abel	8	1	.	1
80	BROWN, Vincent	8	1	.	1
1	SAMPSON, DeMarc	8	1	.	1
13	HILLMAN, Ronnie	8	1	.	1
	Total	8	356	214	570	60-244	17-123	7-66	44	4	5-0	5	1	.
	Opponents	8	292	206	498	33-109	4-37	7-79	33	5	4-0	4	1	.

RED ZONE STATISTICS

San Diego State Inside Opponent Red-Zone

Date	Opponent	Score	Times In RZ	Times Scored	Total Pts	Rush TDs	Pass TDs	FGs Made	Failed to score inside RZ							
									FGA	Down	Int	Fumb	Half	Game		
Sep 04, 2010	NICHOLLS STATE	W 47-0	4	4	24	3	2	1	1	0	0	0	0	0	0	0
Sep 11, 2010	at New Mexico State	W 41-21	8	6	34	4	3	1	2	2	0	0	0	0	0	0
Sep 18, 2010	at Missouri	L 24-27	3	2	10	1	1	0	1	0	0	1	0	0	0	0
Sep 25, 2010	UTAH STATE	W 41-7	4	4	20	2	2	0	2	0	0	0	0	0	0	0
Oct 09, 2010	at Brigham Young	L 21-24	2	2	14	2	0	2	0	0	0	0	0	0	0	0
Oct 16, 2010	AIR FORCE	W 27-25	4	3	13	1	0	1	2	1	0	0	0	0	0	0
Oct 23, 2010	at New Mexico	W 30-20	4	4	16	1	1	0	3	0	0	0	0	0	0	0
Oct 30, 2010	at Wyoming	W 48-38	7	6	34	4	3	1	2	0	0	0	0	0	1	0
Totals			36	31	165	18	12	6	13	3	0	1	0	1	0	0
31 of 36 (86.1%)																

Opponents Inside San Diego State Red-Zone

Date	Opponent	Score	Times In RZ	Times Scored	Total Pts	Rush TDs	Pass TDs	FGs Made	Failed to score inside RZ							
									FGA	Down	Int	Fumb	Half	Game		
Sep 04, 2010	NICHOLLS STATE	W 47-0	2	0	0	0	0	0	0	2	0	0	0	0	0	0
Sep 11, 2010	at New Mexico State	W 41-21	3	2	14	2	1	1	0	1	0	0	0	0	0	0
Sep 18, 2010	at Missouri	L 24-27	4	4	20	2	2	0	2	0	0	0	0	0	0	0
Sep 25, 2010	UTAH STATE	W 41-7	1	1	7	1	1	0	0	0	0	0	0	0	0	0
Oct 09, 2010	at Brigham Young	L 21-24	5	4	24	3	3	0	1	0	0	1	0	0	0	0
Oct 16, 2010	AIR FORCE	W 27-25	5	5	25	3	2	1	2	0	0	0	0	0	0	0
Oct 23, 2010	at New Mexico	W 30-20	3	3	17	2	0	2	1	0	0	0	0	0	0	0
Oct 30, 2010	at Wyoming	W 48-38	6	6	38	5	2	3	1	0	0	0	0	0	0	0
Totals			29	25	145	18	11	7	7	3	0	1	0	0	0	0
25 of 29 (86.2%)																

2010 SAN DIEGO STATE GAME-BY-GAME

Date	Opponent	Rushing				Receiving				Passing				Kick Returns				Punt Returns				tot off
		no.	yds	td	lg	no.	yds	td	lg	cmp-att-int	yds	td	lg	no.	yds	td	lg	no.	yds	td	lg	
Sep 04	NICHOLLS STATE	34	218	4	46	18	313	2	71	18-27-0	313	2	71	1	9	0	9	5	47	0	23	531
Sep 11	at New Mexico State	40	244	4	44	20	319	1	57	20-43-0	319	1	57	4	97	0	36	2	5	0	4	563
Sep 18	at Missouri	33	250	3	93	20	190	0	31	20-44-1	190	0	31	4	84	0	25	4	16	0	13	440
Sep 25	UTAH STATE	38	142	2	15	17	362	3	82	17-24-1	362	3	82	2	33	0	17	2	6	0	6	504
Oct 09	at Brigham Young	12	53	0	38	20	220	3	36	20-36-1	220	3	36	2	38	0	21	2	21	0	13	273
Oct 16	AIR FORCE	31	205	2	65	14	247	1	59	14-27-1	247	1	59	4	92	0	32	0	0	0	0	452
Oct 23	at New Mexico	41	135	1	12	18	249	2	40	18-37-1	249	2	40	4	122	0	37	2	1	0	1	384
Oct 30	at Wyoming	37	76	3	9	16	365	3	59	16-32-2	365	3	59	3	38	0	20	3	30	0	22	441
San Diego State		266	1323	19	93	143	2265	15	82	143-270-7	2265	15	82	24	513	0	37	20	126	0	23	3588
		319	1241	11	49	135	1483	9	68	135-271-7	1483	9	68	30	715	0	59	18	149	0	32	2724

Games played: 8
 Avg per rush: 5.0
 Avg per catch: 15.8
 Pass efficiency: 136.58
 Kick ret avg: 21.4
 Punt ret avg: 6.3
 All purpose avg/game: 536.6
 Total offense avg/gm: 448.5

Date	Opponent	Tackles				Sacks	Fumble		Pass Defense			Blkd	PAT Attempts				
		ua	a	total	tfl-yds	no-yds	ff	fr-yds	int-yds	qbh	brup	kick	kick	rush	rcv	saf	pts
Sep 04	NICHOLLS STATE	49	10	59	12.0-46	3.0-17	2	1-0	0-0	0	6	1	5-6	0	0	0	47
Sep 11	at New Mexico State	22	42	64	6.0-18	1.0-7	1	1-0	0-0	1	4	0	5-5	0	0	0	41
Sep 18	at Missouri	40	30	70	7.0-9	1.0-1	1	1-0	2-23	0	5	0	3-3	0	0	0	24
Sep 25	UTAH STATE	50	18	68	9.0-56	4.0-32	0	0-0	1-10	0	6	0	5-5	0	0	0	41
Oct 09	at Brigham Young	65	36	101	6.0-20	2.0-12	1	1-0	1-0	0	1	0	3-3	0	0	0	21
Oct 16	AIR FORCE	63	24	87	4.0-12	0.0-0	0	0-0	1-4	0	7	0	3-3	0	0	0	27
Oct 23	at New Mexico	30	28	58	6.0-15	1.0-1	0	1-0	1-0	1	7	0	3-3	0	0	0	30
Oct 30	at Wyoming	37	26	63	10.0-68	5.0-53	0	0-0	1-29	2	8	0	6-6	0	0	0	48
San Diego State		356	214	570	60.0-244	17.0-123	5	5-0	7-66	4	44	1	33-34	0	0	0	279
		292	206	498	33.0-109	4.0-37	4	4-0	7-79	5	33	1	18-18	0	0	0	162

Date	Opponent	Punting										Field Goals			Kickoffs				
		no.	yds	avg	long	blkd	tb	fc	50+	i20	md-att	long	blkd	no.	yds	avg	tb	ob	
Sep 04	NICHOLLS STATE	1	56	56.0	56	0	0	0	1	0	2-3	44	0	9	617	68.6	1	0	
Sep 11	at New Mexico State	4	203	50.8	59	0	0	0	3	2	2-4	32	0	8	554	69.2	6	0	
Sep 18	at Missouri	10	456	45.6	67	0	1	2	3	3	1-1	25	0	5	337	67.4	4	0	
Sep 25	UTAH STATE	3	138	46.0	57	0	0	1	1	1	2-2	37	0	8	543	67.9	0	0	
Oct 09	at Brigham Young	6	266	44.3	54	0	0	2	2	0	0-1	0	0	4	274	68.5	2	0	
Oct 16	AIR FORCE	4	173	43.2	55	0	0	2	1	3	2-3	27	0	5	312	62.4	0	1	
Oct 23	at New Mexico	7	324	46.3	61	0	4	2	3	3	3-3	36	0	6	420	70.0	4	0	
Oct 30	at Wyoming	2	89	44.5	89	1	0	0	1	1	2-2	28	0	9	630	70.0	6	0	
San Diego State		37	1705	46.1	89	1	5	9	15	13	14-19	44	0	54	3687	68.3	23	1	
		54	2154	39.9	58	0	4	14	5	14	8-12	46	1	32	2101	65.7	7	1	

2010 OPPONENT GAME-BY-GAME

Date	Opponent	Rushing				Receiving				Passing				Kick Returns				Punt Returns				tot off
		no.	yds	td	lg	no.	yds	td	lg	cmp-att-int	yds	td	lg	no.	yds	td	lg	no.	yds	td	lg	
Sep 04	NICHOLLS STATE	37	88	0	26	12	83	0	16	12-26-0	83	0	16	8	160	0	26	1	32	0	32	171
Sep 11	at New Mexico State	26	105	1	22	17	223	2	58	17-34-0	223	2	58	2	38	0	20	3	11	0	5	328
Sep 18	at Missouri	27	89	2	19	28	351	1	68	28-51-2	351	1	68	1	17	0	17	5	47	0	31	440
Sep 25	UTAH STATE	40	115	1	16	14	130	0	25	14-31-1	130	0	25	8	195	0	29	2	9	0	9	245
Oct 09	at Brigham Young	62	271	3	46	16	142	0	23	16-23-1	142	0	23	2	62	0	33	4	22	0	13	413
Oct 16	AIR FORCE	62	312	2	24	13	175	1	36	13-30-1	175	1	36	4	82	0	27	1	7	0	7	487
Oct 23	at New Mexico	31	109	0	18	15	193	2	26	15-36-1	193	2	26	2	59	0	40	1	6	0	6	302
Oct 30	at Wyoming	34	152	2	49	20	186	3	22	20-40-1	186	3	22	3	102	0	59	1	15	0	0	338
Opponents		319	1241	11	49	135	1483	9	68	135-271-7	1483	9	68	30	715	0	59	18	149	0	32	2724
		266	1347	19	93	143	2265	15	82	143-270-7	2265	15	82	24	513	0	37	20	126	0	23	3612

Games played: 8
 Avg per rush: 3.9
 Avg per catch: 11.0
 Pass efficiency: 101.58
 Kick ret avg: 23.8
 Punt ret avg: 8.3
 All purpose avg/game: 458.4
 Total offense avg/gm: 340.5

Date	Opponent	Tackles				Sacks no-yds	Fumble		Pass Defense			Blkd kick	PAT Attempts							
		ua	a	total	tfl-yds		ff	fr-yds	int-yds	qbh	brup		kick	rush	rcv	saf	pts			
Sep 04	NICHOLLS STATE	44	8	52	4.0-8	0.0-0	1	1-0	0-0	0	3	0	0-0	0	0	0	0	0	0	0
Sep 11	at New Mexico State	19	76	95	2.0-4	0.0-0	0	0-0	0-0	1	3	0	3-3	0	0	0	0	0	0	21
Sep 18	at Missouri	44	26	70	5.0-14	1.0-6	0	0-0	1-24	0	5	0	3-3	0	0	0	0	0	27	
Sep 25	UTAH STATE	48	8	56	5.0-15	0.0-0	1	1-0	1-0	0	1	0	1-1	0	0	0	0	0	7	
Oct 09	at Brigham Young	24	12	36	3.0-19	1.0-9	1	0-0	1-11	2	6	0	3-3	0	0	0	0	0	24	
Oct 16	AIR FORCE	37	6	43	4.0-13	1.0-9	0	0-0	1-0	0	4	0	1-1	0	0	0	0	0	25	
Oct 23	at New Mexico	38	42	80	6.0-12	0.0-0	1	1-0	1-25	1	2	0	2-2	0	0	0	0	0	20	
Oct 30	at Wyoming	38	28	66	4.0-24	1.0-13	0	1-0	2-19	1	9	1	5-5	0	0	0	0	0	38	
Opponents		292	206	498	33.0-109	4.0-37	4	4-0	7-79	5	33	1	18-18	0	0	0	0	0	162	
		356	214	570	60.0-244	17.0-123	5	5-0	7-66	4	44	1	33-34	0	0	0	0	0	279	

Date	Opponent	Punting									Field Goals			Kickoffs				
		no.	yds	avg	long	blkd	tb	fc	50+	i20	md-att	long	blkd	no.	yds	avg	tb	ob
Sep 04	NICHOLLS STATE	7	295	42.1	50	0	0	0	1	1	0-2	0	1	1	64	64.0	0	0
Sep 11	at New Mexico State	9	364	40.4	54	0	0	3	1	3	0-1	0	0	4	268	67.0	0	0
Sep 18	at Missouri	8	363	45.4	58	0	1	1	1	3	2-2	38	0	6	413	68.8	2	0
Sep 25	UTAH STATE	8	308	38.5	48	0	1	1	0	4	0-0	0	0	2	128	64.0	0	0
Oct 09	at Brigham Young	4	147	36.8	51	0	1	0	1	0	1-1	29	0	5	330	66.0	2	1
Oct 16	AIR FORCE	3	125	41.7	45	0	0	3	0	0	2-3	30	0	4	255	63.8	0	0
Oct 23	at New Mexico	9	334	37.1	57	0	0	5	1	1	2-2	46	0	4	258	64.5	0	0
Oct 30	at Wyoming	6	218	36.3	45	0	1	1	0	2	1-1	30	0	6	385	64.2	3	0
Opponents		54	2154	39.9	58	0	4	14	5	14	8-12	46	1	32	2101	65.7	7	1
		37	1705	46.1	89	1	5	9	15	13	14-19	44	0	54	3687	68.3	23	1

2010 SAN DIEGO STATE SEASON/CAREER STATS

Scoring	SEASON						CAREER								
	td	fg	kick	PAT		pts	td	fg	kick	PAT		pts			
				rush	rcv	pass	dxp	saf		rush	rcv	pass	dxp	saf	pts
PEREZ, Abel	-	14-19	32-33	-	-	-	-	-	-	-	-	-	-	-	74
HILLMAN, Ronnie	11	-	-	-	-	-	-	-	-	-	-	-	-	-	66
SAMPSON, DeMarc	6	-	-	-	-	-	-	-	-	-	-	-	-	-	96
SULLIVAN, Brand	4	-	-	-	-	-	-	-	-	-	-	-	-	-	78
KAZEE, Walter	3	-	-	-	-	-	-	-	-	-	-	-	-	-	30
BROWN, Vincent	3	-	-	-	-	-	-	-	-	-	-	-	-	-	96
ESCOBAR, Gavin	3	-	-	-	-	-	-	-	-	-	-	-	-	-	18
BROWN, Davon	2	-	-	-	-	-	-	-	-	-	-	-	-	-	18
SHIELDS, D.J.	1	-	-	-	-	-	-	-	-	-	-	-	-	-	6
QUIGLEY, Bryce	1	-	-	-	-	-	-	-	-	-	-	-	-	-	6
SHIELDS, Bryan	-	-	1-1	-	-	-	-	-	-	-	-	-	-	-	1
Total	34	14-19	33-34	-	-	-	-	-	-	-	-	-	-	-	279
Opponents	20	8-12	18-18	0-1	-	0-1	-	-	-	-	-	-	-	-	162

Punt Returns	no.	yds	avg	td	lg	no.	yds	avg	td	lg
PARKER, Larry	11	74	6.7	0	22	11	74	6.7	0	22
MCFADDEN, Leon	5	46	9.2	0	23	5	46	9.2	0	23
SANDIFER, Domin	3	6	2.0	0	6	3	6	2.0	0	6
TEAM	1	0	0.0	0	0					
Total	20	126	6.3	0	23					
Opponents	18	149	8.3	0	32					

Kick Returns	no.	yds	avg	td	lg	no.	yds	avg	td	lg
DAVIS, Brandon	13	326	25.1	0	37	16	379	23.7	0	37
BROWN, Davon	11	187	17.0	0	25	26	469	18.0	0	46
Total	24	513	21.4	0	37					
Opponents	30	715	23.8	0	59					

Interceptions	no.	yds	avg	td	lg	no.	yds	avg	td	lg
LEWIS, Darryn	2	27	13.5	0	23	2	27	13.5	0	23
MCFADDEN, Leon	2	0	0.0	0	0	3	39	13.0	0	39
BERHE, Nat	1	10	10.0	0	10	1	10	10.0	0	10
PRESTON, Andrew	1	29	29.0	0	29	1	29	29.0	0	29
WADE, Josh	1	0	0.0	0	0	1	0	0.0	0	0
Total	7	66	9.4	0	29					
Opponents	7	79	11.3	0	25					

Fumble Returns	no.	yds	avg	td	lg	no.	yds	avg	td	lg
Total	0	0	0.0	0	0					
Opponents	0	0	0.0	0	0					

2010 SAN DIEGO STATE SEASON/CAREER STATS

All Purpose	SEASON								CAREER							
	g	rush	rcv	pr	kr	ir	total	avg/g	g	rush	rcv	pr	kr	ir	total	avg/g
HILLMAN, Ronni	8	893	14	0	0	0	907	113.4	8	893	14	0	0	0	907	113.4
SAMPSON, DeM	8	9	828	0	0	0	837	104.6	43	7	1850	2	110	0	1969	45.8
BROWN, Vincent	8	0	722	0	0	0	722	90.2	39	47	2480	46	767	0	3340	85.6
BROWN, Davon	8	114	30	0	187	0	331	41.4	34	166	78	0	469	0	713	21.0
DAVIS, Brandon	8	0	0	0	326	0	326	40.8	30	5	0	0	379	0	384	12.8
SULLIVAN, Bran	8	104	196	0	0	0	300	37.5	37	1067	637	0	66	0	1770	47.8
KAZEE, Walter	5	197	38	0	0	0	235	47.0	16	568	102	0	85	0	755	47.2
ESCOBAR, Gavi	8	0	150	0	0	0	150	18.8	8	0	150	0	0	0	150	18.8
SANDIFER, Dom	8	0	133	6	0	0	139	17.4	18	0	431	6	0	0	437	24.3
PARKER, Larry	7	0	0	74	0	0	74	10.6	19	0	0	74	0	0	74	3.9
QUIGLEY, Bryce	6	0	65	0	0	0	65	10.8	6	0	65	0	0	0	65	10.8
MCFADDEN, Le	8	0	0	46	0	0	46	5.8	20	0	0	46	0	39	85	4.2
DENSO, Dylan	8	0	31	0	0	0	31	3.9	8	0	31	0	0	0	31	3.9
PRESTON, Andr	8	0	0	0	0	29	29	3.6	43	0	0	0	0	29	29	0.7
SHIELDS, D.J.	8	0	29	0	0	0	29	3.6	20	0	138	0	0	0	138	6.9
LEWIS, Darryn	8	0	0	0	0	27	27	3.4	28	0	0	0	0	27	27	1.0
UMUOLO, Alston	2	0	19	0	0	0	19	9.5	35	10	439	0	0	0	449	12.8
DEAKIN, Doug	8	13	0	0	0	0	13	1.6	19	13	0	0	0	0	13	0.7
O'BRIEN, Josh	8	0	10	0	0	0	10	1.2	10	0	10	0	0	0	10	1.0
BERHE, Nat	7	0	0	0	0	10	10	1.4	7	0	0	0	0	10	10	1.4
LINDLEY, Ryan	8	4	0	0	0	0	4	0.5	31	-189	0	0	0	0	-189	-6.1
TEAM	7	-11	0	0	0	0	-11	-1.6								
Total	8	1323	2265	126	513	66	4293	536.6								
Opponents	8	1241	1483	149	715	79	3667	458.4								

Field Goals	att	good	long	blkd	att	good	long	blkd
PEREZ, Abel	19	14	44	0	19	14	44	0
Total	19	14	44	0				
Opponents	12	8	46	1				

Punting	no.	yds	avg	lg	blk	no.	yds	avg	lg	blk
STAHOVICH, Bria	36	1705	47.4	89	0	168	7186	42.8	89	1
TEAM	1	0	0.0	0	1					
Total	37	1705	46.1	89	1					
Opponents	54	2154	39.9	58	0					

Kickoffs	no.	yds	avg	tb	ob	no.	yds	avg	tb	ob
PEREZ, Abel	54	3687	68.3	23	1	54	3687	68.3	23	1
Total	54	3687	68.3	23	1					
Opponents	32	2101	65.7	7	1					

2010 GAME-BY-GAME STARTERS

OFFENSIVE STARTERS - 17 PLAYERS

Position	Nicholls St.	NMSU	Mizzou	Utah State	BYU	Air Force	New Mexico	Wyoming	Colorado St.	TCU	Utah	UNLV
LT	Draheim	Draheim	Drahiem	Drahiem	Drahiem	Drahiem	Draheim	Draheim				
LG	Johnson	Johnson	Johnson	Johnson	Johnson	Johnson	Johnson	Johnson				
C	Iosefa	Iosefa	Iosefa	Iosefa	Iosefa	Iosefa	Iosefa	Iosefa				
RG	Embernate	Embernate	Embernate	Embernate	Embernate	Embernate	Embernate	Embernate				
RT	Gunther	Gunther	Gunther	Gunther	Gunther	Gunther	Gunther	Gunther				
TE	Umuolo	Escobar	Escobar	Escobar	Escobar	Escobar	Escobar	Escobar				
WR/TE	V. Brown	V. Brown	V. Brown	V. Brown	Quigley	V. Brown	V. Brown	V. Brown				
WR	Sampson	Sampson	Sampson	Sampson	Sampson	Sampson	Sampson	Sampson				
WR/TE/RB	Sandifer	Sandifer	D.J. Shields	D.J. Shields	D.J. Shields	Sullivan	Sandifer	Quigley				
RB	D. Brown	D. Brown	Kazee	Hillman	Hillman	Hillman	Hillman	Hillman				
QB	Lindley	Lindley	Lindley	Lindley	Lindley	Lindley	Lindley	Lindley				

DEFENSIVE STARTERS - 16 PLAYERS

Position	Nicholls St.	NMSU	Mizzou	Utah State	BYU	Air Force	New Mexico	Wyoming	Colorado St.	TCU	Utah	UNLV
DE	Lawson	Lawson	Lawson	Lawson	Lawson	Lawson	Lawson	Lawson				
DT	Long	Long	Long	Spencer	Spencer	Spencer	Long	Long				
DE	B.J. Williams	B.J. Williams	B.J. Williams	B.J. Williams	B.J. Williams	Tauanuu	Tauanuu	Tauanuu				
LB	Ketchum	Ketchum	Ketchum	Ketchum	Ketchum	Ketchum	Ketchum	Ketchum				
MLB	Yarbrough	Yarbrough	Yarbrough	Yarbrough	Yarbrough	Yarbrough	Yarbrough	Yarbrough				
LB	Burris	Burris	Burris	Burris	Burris	Burris	Burris	Burris				
CB	McFadden	McFadden	McFadden	McFadden	McFadden	McFadden	McFadden	McFadden				
WAR/LB	Lewis	Lewis	Lewis	Lewis	Lewis	Tenhaeff	Lewis	Lewis				
AZTEC	Preston	Preston	Preston	Preston	Preston	Stevens	Preston	Preston				
WAR	Davis	Davis	Davis	Davis	Davis	Berhe	Davis	Davis				
CB	Perez	Perez	Perez	Perez	Perez	Perez	Perez	Perez				

SPECIALISTS STARTERS

Position	Nicholls St.	NMSU	Mizzou	Utah State	BYU	Air Force	New Mexico	Wyoming	Colorado St.	TCU	Utah	UNLV
KO	A. Perez	A. Perez	A. Perez	A. Perez	A. Perez	A. Perez	A. Perez	A. Perez				
PK	A. Perez	A. Perez	A. Perez	A. Perez	A. Perez	A. Perez	A. Perez	A. Perez				
Holder	Deakin	Deakin	Deakin	Deakin	Deakin	Deakin	Deakin	Deakin				
Punter	Stahovich	Stahovich	Stahovich	Stahovich	Stahovich	Stahovich	Stahovich	Stahovich				
LS	Brewer	Brewer	Brewer	Brewer	Brewer	Brewer	Brewer	Brewer				
KO Return	D. Brown	D. Brown	D. Brown	D. Brown	D. Brown	D. Brown	D. Brown	D. Brown				
	B. Davis	B. Davis	B. Davis	B. Davis	B. Davis	B. Davis	B. Davis	B. Davis				
PR	Parker	Parker	Parker	Sandifer	Parker	Parker	Parker	Parker				

RESULT OF SAN DIEGO STATE TURNOVERS

Opponent	Qtr.	Turnover (Player)	Defender	Led To	Pts.
Nicholls State	1	Fumble (Hillman)	Garrett (FF), James (FR)	Missed FG	0
at No. 25 Missouri	4	Interception (Lindley)	Rutland (Int.)	Punt	0
Utah State	3	Interception (Lindley)	Byrd (Int.)	Punt	0
Utah State	3	Fumble (Sandifer)	Vought (FR)	Touchdown	7
at Brigham Young	1	Interception (Lindley)	Ogletree (Int.)	Touchdown	7
No. 23 Air Force	1	Interception (Lindley)	Rembert (Int.)	Missed FG	0
at New Mexico	1	Fumble (Parker)	Hooks (FF), Jacobsen (FR)	Field Goal	3
at New Mexico	2	Interception (Lindley)	Hooks (Int.)	Punt	0
at Wyoming	1	Interception (Lindley)	Prosinski (Int.)	Punt	0
at Wyoming	2	Fumble (Team)	Schober (FR)	Touchdown	7
at Wyoming	4	Interception (Lindley)	Gipson (Int.)	Touchdown	7

RESULT OF OPPONENT TURNOVERS

Opponent	Qtr.	Turnover (Player)	Defender	Led To	Pts.
Nicholls State	1	Fumble (Klann)	Trujilo (FF), Barksdale (FR)	Touchdown	7
New Mexico State	4	Fumble (Coleman)	Berhe (FR)	Touchdown	7
at No. 25 Missouri	4	Fumble (Moore)	Burris (FF), (FR)	Interception	0
at No. 25 Missouri	4	Interception (Gabbert)	Lewis (Int.)	Field Goal	3
at No. 25 Missouri	4	Interception (Gabbert)	McFadden (Int.)	Punt	0
Utah State	4	Interception (Borel)	Berhe (Int.)	Field Goal	3
at Brigham Young	2	Interception (Heaps)	McFadden (Int.)	Missed FG	0
at Brigham Young	2	Fumble (Matthews)	Burris (FF), Parker (FR)	Punt	0
No. 23 Air Force	1	Interception (Jefferson)	Lewis (Int.)	TO-Interception	0
at New Mexico	3	Interception (Holbrook)	Wade (Int.)	Punt	0
at New Mexico	4	Fumble (Fussell)	McFadden (FR)	Field Goal	3
at Wyoming	4	Int. (C.-Samuels)	Preston (Int.)	Touchdown	7

San Diego State's 11 turnovers resulted in 31 opponent points

Opponent's 12 turnover resulted in 30 San Diego State points

2010 MISCELLANEOUS STATISTICS

SAN DIEGO STATE SCORING DRIVES

Opponent	Qtr.	Score	Player	Play	Pl.	Yds.	TOP
Nicholls State	2	TD	Davon Brown	6-yard run	9	77	4:30
Nicholls State	2	TD	DeMarco Sampson	71-yard pass f/Lindley	1	71	0:09
Nicholls State	2	TD	DeMarco Sampson	18-yard pass f/Lindley	6	54	2:19
Nicholls State	3	TD	Davon Brown	21-yard run	6	68	2:16
Nicholls State	3	FG	Abel Perez	44-yard field goal	7	48	2:44
Nicholls State	4	FG	Abel Perez	27-yard field goal	10	48	4:38
Nicholls State	4	TD	Walter Kazee	46-yard run	2	47	0:51
Nicholls State	4	TD	Ronnie Hillman	6-yard run	5	21	2:37
New Mexico St.	1	FG	Abel Perez	25-yard field goal	5	57	1:09
New Mexico St.	2	FG	Abel Perez	32-yard field goal	9	30	3:43
New Mexico St.	2	TD	Gavin Escobar	14-yard pass f/Lindley	9	59	4:20
New Mexico St.	3	TD	Ronnie Hillman	44-yard run	4	59	1:27
New Mexico St.	3	TD	Ronnie Hillman	4-yard run	5	74	2:05
New Mexico St.	4	TD	Ronnie Hillman	2-yard run	6	81	2:47
New Mexico St.	4	TD	Ronnie Hillman	1-yard run	3	13	1:22
Missouri	1	TD	Walter Kazee	11-yard run	10	80	4:10
Missouri	2	TD	Ronnie Hillman	75-yard run	3	79	0:35
Missouri	4	TD	Ronnie Hillman	93-yard run	2	94	0:56
Missouri	4	FG	Abel Perez	25-yard field goal	6	37	2:51
Utah State	1	TD	Ronnie Hillman	1-yard run	10	58	4:58
Utah State	1	TD	Walter Kazee	5-yard run	4	59	1:21
Utah State	1	TD	Bryce Quigley	28-yard pass f/Lindley	7	70	2:38
Utah State	2	TD	Vincent Brown	65-yard pass f/Lindley	6	97	2:58
Utah State	3	TD	Vincent Brown	82-yard pass f/Lindley	2	80	1:01
Utah State	3	FG	Abel Perez	20-yard field goal	10	45	4:42
Utah State	4	FG	Abel Perez	37-yard field goal	8	26	4:54
Brigham Young	2	TD	Vincent Brown	36-yard pass f/Lindley	2	52	0:31
Brigham Young	3	TD	Gavin Escobar	1-yard pass f/Lindley	8	83	2:29
Brigham Young	4	TD	Brandon Sullivan	4-yard pass f/Lindley	6	59	2:31
Air Force	2	TD	Ronnie Hillman	65-yard run	3	77	1:08
Air Force	2	FG	Abel Perez	23-yard field goal	7	69	0:44
Air Force	3	TD	Gavin Escobar	8-yard pass f/Lindley	9	66	4:03
Air Force	4	FG	Abel Perez	27-yard field goal	12	60	5:36
Air Force	4	TD	Ronnie Hillman	44-yard run	1	44	0:08
New Mexico	1	TD	Ronnie Hillman	11-yard run	10	64	4:29
New Mexico	2	FG	Abel Perez	36-yard field goal	9	42	3:16
New Mexico	2	TD	DeMarco Sampson	40-yard pass f/Lindley	1	40	0:05
New Mexico	3	FG	Abel Perez	30-yard field goal	9	48	3:22
New Mexico	3	TD	DeMarco Sampson	32-yard pass f/Lindley	6	63	2:26
New Mexico	4	FG	Abel Perez	31-yard field goal	9	24	4:00
Wyoming	1	FG	Abel Perez	21-yard field goal	7	40	2:44
Wyoming	2	FG	Abel Perez	28-yard field goal	7	69	1:47
Wyoming	2	TD	DeMarco Sampson	56-yard pass f/Lindley	5	80	1:39
Wyoming	2	TD	D.J. Shields	14-yard pass f/Lindley	9	80	3:11
Wyoming	3	TD	Brandon Sullivan	1-yard run	6	20	2:07
Wyoming	4	TD	Brandon Sullivan	1-yard run	10	71	4:26
Wyoming	4	TD	Brandon Sullivan	1-yard run	3	4	0:51
Wyoming	4	TD	DeMarco Sampson	59-yard pass	5	80	2:36

OPPONENT SCORING DRIVES

Game	Qtr.	Score	Player	Play	Pl.	Yds.	TOP
New Mexico St.	1	TD	Kenny Turner	18-yard run	4	40	2:12
New Mexico St.	3	TD	Marcus Allen	58-yard pass f/Christian	1	58	0:11
New Mexico St.	4	TD	Todd Lee	16-yard pass f/Christian	3	60	0:53
Missouri	1	TD	De'Vion Moore	17-yard run	9	80	3:16
Missouri	1	FG	Grant Ressel	34-yard field goal	7	20	2:08
Missouri	2	TD	Blaine Gabbert	11-yard run	8	78	2:01
Missouri	3	FG	Grant Ressel	38-yard field goal	12	75	4:56
Missouri	4	TD	T.J. Moe	68-yard pass f/Gabbert	2	88	0:31
Utah State	3	TD	Derrvin Speight	7-yard run	5	17	1:08
Brigham Young	1	TD	JJ DiLuigi	3-yard run	19	78	8:28
Brigham Young	1	TD	Bryan Kariya	2-yard run	5	24	2:40
Brigham Young	3	FG	Mitch Payne	29-yard field goal	8	38	4:13
Brigham Young	4	TD	Bryan Kariya	1-yard run	9	67	4:51
Air Force	2	FG	Erik Soderberg	25-yard field goal	11	62	4:47
Air Force	2	FG	Erik Soderberg	30-yard field goal	9	54	2:09
Air Force	3	TD	Asher Clark	20-yard run	10	73	4:25
Air Force	4	TD	Nathan Walker	4-yard run	16	80	6:51
Air Force	4	TD	Chaz Demerath	7-yard pass f/Jefferson	11	65	1:42
New Mexico	1	FG	Jamaes Aho	46-yard field goal	4	1	0:46
New Mexico	2	FG	James Aho	25-yard field goal	10	72	4:02
New Mexico	3	TD	Lucas Reed	25-yard pass f/Holbrook	9	80	3:23
New Mexico	4	TD	Lucas Reed	18-yard pass f/Gruner	11	81	2:33
Wyoming	2	TD	Zach Bolger	11-yard pass f/Carta-Samuels	2	13	0:49
Wyoming	2	FG	Ian Watts	30-yard field goal	6	2	2:04
Wyoming	2	TD	David Leonard	13-yard padd f/Carta-Samuels	8	41	2:55
Wyoming	3	TD	David Leonard	20-yard pass f/Carta-Samuels	7	80	3:54
Wyoming	4	TD	Carta-Samuels	20-yard run	5	78	2:27
Wyoming	4	TD	Alvester Alexander	17-yard run	3	35	1:24

SAN DIEGO STATE POSSESSIONS

Game	Poss.	TD	FG	MFG	Punt	TO	Clock	Downs	3&Out*	PPP	
Nicholls State	12	6	2	1	1	1	1	1	0	1	3.92
New Mexico State	16	5	2	2	4	0	1	2	3	2.56	
Missouri	17	3	1	0	10	1	1	1	6	1.41	
Utah State	12	5	2	0	3	1	1	0	2	3.42	
Brigham Young	11	3	0	1	6	1	0	0	6	1.91	
Air Force	12	3	2	1	4	1	1	0	3	2.25	
New Mexico	15	3	3	0	7	1	1	0	4	2.00	
Wyoming	13	6	2	0	2	2	1	0	4	3.69	
Totals	108	34	14	5	37	8	7	3	29		

OPPONENT POSSESSIONS

Game	Poss.	TD	FG	MFG	Punt	TO	Clock	Downs	3&Out*	PPP
Nicholls State	12	0	0	2	7	1	1	1	2	0.00
New Mexico State	15	3	0	1	9	1	0	1	7	1.40
Missouri	17	3	2	0	8	3	1	0	6	1.59
Utah State	13	1	0	0	8	1	1	2	4	0.54
Brigham Young	11	3	1	0	4	2	1	0	0	2.18
Air Force	11	3	2	1	3	1	0	1	2	2.27
New Mexico	15	2	2	0	9	2	0	0	8	1.33
Wyoming	15	5	1	0	6	1	1	1	2	
Totals	109	20	8	4	54	12	5	6	31	

MISCELLANEOUS

Game	Coin Toss	KO/Receive	1st Off. Play	1st Off. Poss.	1st Def. Poss.	Game Time	Game Length	Jersey	Pants	Result
Nicholls State	NSU won, rec.	Kickoff	Incomplete pass	Punt	Punt	5:06 PT	2:58	Black	Black	W, 47-0
at New Mexico State	NMSU won, rec	Kickoff	Incomplete pass	Downs	Missed FG	6:07 MT	3:25	White	Black	W, 41-21
at No. 25 Missouri	SDSU won, def.	Kickoff	Brown f/Lindley	Touchdown	Touchdown	6:07 CT	3:20	White	Black	L, 24-27
Utah State	SDSU won, def.	Kickoff	Hillman rush	Touchdown	Punt	5:06 PT	2:58	Black	Black	W, 41-7
at Brigham Young	BYU won, def.	Receive	Hillman rush	Punt	Touchdown	4:06 MT	3:04	White	Black	L, 21-24
No. 23 Air Force	SDSU won, def.	Kickoff	Hillman rush	TO-Intercepted	TO-Intercepted	5:04 PT	3:41	Black	Black	W, 27-25
at New Mexico	SDSU won, def.	Kickoff	Hillman rush	Touchdown	Punt	8:06 MT	3:09	White	Black	W, 30-20
at Wyoming	SDSU won, def.	Kickoff	Hillman rush	Intercepted	Punt	12:06 MT	3:17	White	Black	W, 48-38

2010 MISCELLANEOUS STATISTICS

SAN DIEGO STATE BIG PLAYS (20+ YARDS)

Game	Player	Type	Down & Dis.	Yards
Missouri	Ronnie Hillman	Run	2-9	*93
Utah State	Vincent Brown f/Lindley	Pass	2-12	*82
Missouri	Ronnie Hillman	Run	3-6	*75
Nicholls State	DeMarco Sampson f/Lindley	Pass	1-10	*71
Air Force	Ronnie Hillman	Run	1-10	*65
Utah State	Vincent Brown f/Lindley	Pass	1-10	*65
Wyoming	DeMarco Sampson f/Lindley	Pass	1-10	*59
Air Force	DeMarco Sampson f/Lindley	Pass	3-7	59
New Mexico St.	Brandon Sullivan f/Lindley	Pass	3-8	57
Wyoming	DeMarco Sampson f/Lindley	Pass	1-10	*56
New Mexico St.	Vincent Brown f/Lindley	Pass	1-10	55
Wyoming	Vincent Brown f/Lindley	Pass	1-10	53
Wyoming	Vincent Brown f/Lindley	Pass	3-12	47
Nicholls State	Walter Kazee	Run	2-9	*46
Utah State	Gavin Escobar f/Lindley	Pass	1-10	45
Air Force	Ronnie Hillman	Run	1-10	*44
New Mexico St.	Davon Brown	Run	2-7	44
New Mexico St.	Ronnie Hillman	Run	1-10	*44
New Mexico	DeMarco Sampson f/Lindley	Pass	1-10	*40
New Mexico	DeMarco Sampson f/Lindley	Pass	1-10	*40
Brigham Young	Ronnie Hillman	Run	1-10	38
Air Force	DeMarco Sampson f/Lindley	Pass	3-19	36
Brigham Young	Vincent Brown f/Lindley	Pass	1-10	36
New Mexico St.	DeMarco Sampson f/Lindley	Pass	1-10	35
New Mexico	DeMarco Sampson f/Lindley	Pass	1-10	32
New Mexico	DeMarco Sampson f/Lindley	Pass	1-10	*32
Air Force	Vincent Brown f/Lindley	Pass	3-10	32
Missouri	Brandon Sullivan f/Lindley	Pass	1-10	31
Nicholls State	DeMarco Sampson f/Lindley	Pass	1-10	31
Air Force	Brandon Sullivan f/Lindley	Pass	1-10	29
Nicholls State	Dominique Sandifer f/Lindley	Pass	3-6	29
Wyoming	Vincent Brown f/Lindley	Pass	2-16	28
Utah State	Bryce Quigley f/Lindley	Pass	4-1	*28
Missouri	Walter Kazee f/Lindley	Pass	1-10	28
Nicholls State	Gavin Escobar f/Lindley	Pass	2-11	27
New Mexico	Vincent Brown f/Lindley	Pass	3-4	24
Air Force	Ronnie Hillman	Run	2-10	23
Air Force	Dominique Sandifer f/Lindley	Pass	1-10	22
New Mexico St.	Ronnie Hillman	Run	1-10	22
New Mexico	Vincent Brown f/Lindley	Pass	3-8	21
New Mexico	Vincent Brown f/Lindley	Pass	3-8	21
Brigham Young	Vincent Brown f/Lindley	Pass	1-10	21
Utah State	Brandon Sullivan f/Lindley	Pass	3-4	21
Utah State	DeMarco Sampson f/Lindley	Pass	2-10	21
Utah State	Vincent Brown f/Lindley	Pass	1-10	21
Missouri	DeMarco Sampson f/Lindley	Pass	1-10	21
Nicholls State	Davon Brown	Run	1-10	*21
Missouri	DeMarco Sampson f/Lindley	Pass	1-10	20
New Mexico St.	Vincent Brown f/Lindley	Pass	3-11	20
Nicholls State	DeMarco Sampson f/Lindley	Pass	1-10	20

OPPONENT BIG PLAYS (20+ YARDS)

Game	Player	Type	Down & Dis.	Yards
Missouri	T.J. Moe f/Gabbert	Pass	1-10	*68
New Mexico St.	Marcus Allen f/Christian	Pass	1-10	*58
Wyoming	Alvester Alexander	Run	1-10	49
Brigham Young	JJ Di Luigi	Run	3-2	46
Air Force	Kyle Halderman f/Jefferon	Pass	3-9	36
Brigham Young	JJ Di Luigi	Run	2-5	31
Wyoming	Austyn Carta-Samuels	Run	3-2	30
Missouri	Brandon Gerau f/Gabbert	Pass	2-10	28
New Mexico St.	Marcus Allen f/Christian	Pass	1-10	27
New Mexico	Reed f/Holbrook	Pass	2-15	26
Missouri	Michael Engnew f/Gabbert	Pass	1-10	26
Nicholls State	LaQuint Caston	Run	2-17	26
New Mexico	Reed f/Holbrook	Pass	2-G	*25
New Mexico	Williams f/Holbrook	Pass	2-8	25
Utah State	Dontel Watkins f/Borel	Pass	3-31	25
Air Force	Tim Jefferson	Run	1-10	24
New Mexico	Hernandez f/Holbrook	Pass	1-10	23
Brigham Young	Marcus Matthews f/Heaps	Pass	3-7	23
Utah State	Mikhail Morgan f/Borel	Pass	2-10	23
Wyoming	Mazi Ogbonna f/Carta-Samuels	Pass	2-5	22
New Mexico St.	Preston f/Christian	Pass	2-12	22
New Mexico St.	Matt Christian	Run	1-10	22
New Mexico St.	Todd Lee	Run	1-10	22
Air Force	Jon Warzeka f/Jefferon	Pass	3-10	21
Missouri	Michael Engnew f/Gabbert	Pass	1-10	21
Wyoming	Austyn Carta-Samuels	Run	4-1	*20
Wyoming	David Leonard f/Carta-Samuels	Pass	2-1	20
Air Force	Aher Clark	Run	1-10	*20
Air Force	Asher Clark	Run	1-10	20
Missouri	T.J. Moe f/Gabbert	Pass	2-10	20
Missouri	Jerrell Jackson f/Gabbert	Pass	1-10	20
New Mexico St.	Todd Lee f/Christian	Pass	3-11	20

SAN DIEGO STATE BIG PLAYS (20+ YARDS)

Name	Total	Rushing	Receiving	20-29	30-39	40-49	50-59	60-69	70-79	80-89	90-99
DeMarco Sampson	15	0	15	4	5	2	3	0	1	0	0
Vincent Brown	14	0	14	7	2	1	2	1	0	1	0
Ronnie Hillman	8	8	0	2	1	2	0	1	1	0	1
Brandon Sullivan	4	0	4	2	1	0	1	0	0	0	0
Davon Brown	2	2	0	1	0	1	0	0	0	0	0
Walter Kazee	2	1	1	1	0	1	0	0	0	0	0
Gavin Escobar	2	0	2	1	0	1	0	0	0	0	0
Dominique Sandifer	2	0	2	2	0	0	0	0	0	0	0
Bryce Quigley	1	0	1	1	0	0	0	0	0	0	0
TOTALS	50	11	39	21	9	8	6	2	2	1	1

LAST TIME IT HAPPENED

TEAM

San Diego State

Opponent

Scored, 60 or More PointsNov. 3, 1990, vs. Utah (66)
 Scored, 50 or More PointsSept. 22, 2007 vs. Portland State (52)
 Scored, 40 or More PointsOct. 30, 2010, at Wyoming* (48)

Total Offense, 600 Yards or MoreSept. 27, 2008, vs. Idaho (603)
 Total Offense, 500 Yards or MoreSept. 25, 2010, vs. Utah State (504)
 Total Offense, 400 Yards or MoreOct. 30, 2010, at Wyoming* (441)
 Total Offense, 85 or More PlaysDec. 3, 2005, at Hawai'i (88)
 Total Offense, 75 or More PlaysOct. 23, 2010, at New Mexico* (78)

30 or More First DownsDec. 3, 2005, at Hawai'i (31)
 25 or More First DownsOct. 24, 2009, at Colorado State (25)

Rushing, 400 Yards or MoreNov. 14, 1991, vs. Pacific (430)
 Rushing, 300 Yards or MoreOct. 6, 2001, vs. Eastern Illinois (356)
 Rushing, 70 or More AttemptsNov. 17, 1979, vs. Texas-El Paso (71)
 Rushing, 60 or More AttemptsNov. 15, 1980, at Texas-El Paso (67)
 Rushing, 50 or More AttemptsOct. 1, 2005, vs. Brigham Young (55)
 Rushing, 7 or More TouchdownsSept. 14, 1991, vs. Pacific (7)
 Rushing, 6 or More TouchdownsOct. 5, 1991, at Hawai'i (6)
 Rushing, 5 or More TouchdownsOct. 19, 1996, at New Mexico (5)
 Rushing, 4 or More TouchdownsSept. 11, 2010, at New Mexico State (4)

Passing, 500 Yards or MoreDec. 7, 2002, at Hawai'i (507)
 Passing, 400 Yards or MoreOct. 24, 2009, at Colorado State* (459)
 Passing, 300 Yards or MoreOct. 30, 2010, at Wyoming* (365)
 Passing, 50 or More AttemptsNov. 22, 2008, vs. UNLV* (50)
 Passing, 40 or More AttemptsSept. 18, 2010, at No. 25 Missouri (44)
 Passing, 30 or More AttemptsOct. 23, 2010, at New Mexico* (37)
 Passing, 30 or More CompletionsNov. 22, 2008, vs. UNLV* (35)
 Passing, 25 or More CompletionsNov. 28, 2009, at UNLV* (25)
 Passing, 20 or More CompletionsOct. 9, 2010, at BYU* (20)
 Passing, 6 or More TouchdownsOct. 24, 2009, at Colorado State* (6)
 Passing, 5 or More TouchdownsOct. 24, 2009, at Colorado State* (6)

Shut OutSept. 4, 2010, vs. Nicholls State (W, 47-0)
 Shut Out Through 3 QuartersSept. 4, 2010, vs. Nicholls State (W, 47-0)
 Shut Out Through HalftimeSept. 25, 2010, vs. Utah State (W, 41-7)
 Shut Out Through 1 QuarterOct. 16, 2010, vs. No. 23 Air Force (W, 27-25)

Recorded a SafetyOct. 31, 2009, vs. New Mexico (W, 23-20)
 Allowed No Offensive TouchdownsSept. 4, 2010, vs. Nicholls State (W, 47-0)

Allowed 200 Yards or Less Total OffenseSept. 4, 2010, vs. Nicholls State (171)
 Allowed 100 Yards or Less Total OffenseSept. 19, 1970, at North Texas State (59)

Allowed 50 Yards or Less RushingNov. 22, 2008, vs. UNLV* (33)
 Allowed 100 Yards or Less RushingSept. 4, 2010, vs. Nicholls State (88)
 Allowed 100 Yards or Less PassingSept. 4, 2010, vs. Nicholls State (83)

Allowed 10 First Downs or FewerSept. 9, 2003, at No. 2/2 Ohio State (10)

Did Not Commit a TurnoverSept. 11, 2010, at New Mexico State (0)
 Recorded 6 or More TurnoversSept. 13, 2003, at Texas-El Paso (6)
 Recorded 5 or More TurnoversSept. 13, 2003, at Texas-El Paso (6)
 Intercepted 5 or More PassesNov. 17, 2001, vs. Wyoming (6)
 Intercepted 4 or More PassesAug. 31, 2006, vs. Texas-El Paso (4)
 Intercepted 3 or More PassesSept. 12, 2009, vs. Southern Utah (3)
 Recovered 4 FumblesSept. 27, 2003, at UCLA (4)
 Recovered 3 FumblesDec. 3, 2005, at Hawai'i (3)

Scored a Defensive TouchdownNov. 28, 2009, at UNLV
 Recorded 10 or More Tackles For LossOct. 30, 2010, at Wyoming* (10.0)
 Recorded 5 or More SacksOct. 30, 2010, at Wyoming* (5.0)
 No PenaltiesNov. 3, 1973, at San Jose State (0)
 Time of Possession, 35 plus minutesOct. 24, 2009, at Colorado State (35:18)

Nov. 24, 2007, vs. TCU* (694)
 Nov. 7, 2009, at No. 6/6 TCU* (551)
 Oct. 16, 2010, vs. No. 23 Air Force* (487)
 Oct. 9, 2010, at BYU* (85)
 Oct. 9, 2010, at BYU* (85)

Nov. 15, 2008, vs. No.8/7 Utah* (30)
 Oct. 16, 2010, vs. No. 23 Air Force (29)

Oct. 11, 2008, vs. Air Force* (401)
 Oct. 16, 2010, vs. No. 23 Air Force (312)

Oct. 16, 2010, vs. No. 23 Air Force (62)
 Oct. 16, 2010, vs. No. 23 Air Force (62)

Nov. 16, 1996, at UNLV* (503)
 Sept. 22, 2007, vs. Portland State (445)
 Sept. 18, 2010, at No. 25 Missouri (351)
 Sept. 18, 2010, at No. 25 Missouri (51)
 Oct. 30, 2010, at Wyoming* (40)
 Oct. 30, 2010, at Wyoming* (40)

Sept. 18, 2010, at No. 25 Missouri (28)
 Oct. 30, 2010, at Wyoming* (20)

Nov. 18, 2006, at TCU* (L, 0-52)
 Nov. 21, 2009, at No. 23/23 Utah* (L, 7-38)
 Nov. 21, 2009, at No. 23/23 Utah* (L, 7-38)
 Oct. 30, 2010, at Wyoming* (W, 48-38)

Aug. 30, 2008, vs. Cal Poly (L, 27-29)
 Sept. 13, 2008, at San Jose State (L, 10-35)

Oct. 11, 2008, vs. Air Force* (165)
 Oct. 4, 2008, at TCU*(85)

Oct. 9, 2010, at BYU* (53)
 Oct. 4, 2008, at TCU* (98)

Oct. 4, 2008, at TCU* (4)

Oct. 16, 2010, vs. No. 23 Air Force* (35:18)

INDIVIDUAL

Rushing, 300 Yards or More300, by Marshall Faulk vs. Hawai'i, W - 52-28, Nov. 14, 1992
 Rushing, 200 Yards or More228, by Ronnie Hillman at No. 25 Missouri, L - 24-27, Sept. 18, 2010
 Rushing, 150 Yards or More181, by Ronnie Hillman vs. No. 23 Air Force, W - 27-25, Oct. 16, 2010
 Rushing, 100 Yards or More181, by Ronnie Hillman vs. No. 23 Air Force, W - 27-25, Oct. 16, 2010
 Rushing, 40 Times or More40, by Lynell Hamilton vs. Wyoming, W - 25-20, Oct. 25, 2003
 Rushing, 35 Times or More40, by Lynell Hamilton vs. Wyoming, W - 25-20, Oct. 25, 2003
 Rushing, 30 Times or More30, by Lynell Hamilton vs. Brigham Young, W - 31-10, Oct. 1, 2005
 Rushing, 25 Times Or More25, by Atiyah Henderson vs. Colorado State, L - 34-38, Oct. 25, 2008
 Rushing, 4 Touchdowns or More4, Ronnie Hillman at New Mexico State, W - 41-21, Sept. 11, 2010
 Rushing, 3 Touchdowns or More3, Brandon Sullivan at Wyoming, W - 48-38, Oct. 30, 2010

LAST TIME IT HAPPENED

Rushing, 2 Touchdowns or More3, Brandon Sullivan at Wyoming, W - 48-38, Oct. 30, 2010
 Had a run of 80 yards or more93, by Ronnie Hillman at No. 25 Missouri, L - 24-27, Sept. 18, 2010
 Had a run of 70 yards or more93, by Ronnie Hillman at No. 25 Missouri, L - 24-27, Sept. 18, 2010
 Had a run of 60 yards or more65, by Ronnie Hillman vs. No. 23 Air Force, W - 27-25, Oct. 16, 2010
 Had a run of 50 yards or more65, by Ronnie Hillman vs. No. 23 Air Force, W - 27-25, Oct. 16, 2010

Passing, 500 Yards or More506, Adam Hall at Idaho, L, 38-48, Sept. 21, 2002
 Passing, 400 Yards or More459, Ryan Lindley at Colorado State, W - 42-28, Oct. 24, 2009
 Passing, 300 Yards or More365, Ryan Lindley at Wyoming, W - 48-38, Oct. 30, 2010
 Attempted 50 or more passes50, Ryan Lindley vs. UNLV, W - 42-21, Nov. 22, 2008
 Attempted 40 or more passes42, Ryan Lindley at New Mexico State, W - 41-21, Sept. 11, 2010
 Attempted 30 or more passes37, Ryan Lindley at New Mexico, W - 30-20, Oct. 23, 2010
 Completed 40 or more passes40, Todd Santos vs. Stanford, L 40-44, Oct. 17, 1987
 Completed 35 or more passes35, Ryan Lindley vs. UNLV, W - 42-21, Nov. 22, 2008
 Completed 30 or more passes35, Ryan Lindley vs. UNLV, W - 42-21, Nov. 22, 2008
 Threw six touchdown passes6, Ryan Lindley at Colorado State, W - 42-28, Oct. 24, 2009
 Threw five touchdown passes6, Ryan Lindley at Colorado State, W - 42-28, Oct. 24, 2009
 Threw four touchdown passes6, Ryan Lindley at Colorado State, W - 42-28, Oct. 24, 2009
 Threw three touchdown passes3, Ryan Lindley at Wyoming, W - 48-38, Oct. 30, 2010
 Completed a pass of 80 yards or more82, Vincent Brown from Ryan Lindley vs. Utah State, W - 41-7, Sept. 25, 2010
 Completed a pass of 70 yards or more82, Vincent Brown from Ryan Lindley vs. Utah State, W - 41-7, Sept. 25, 2010
 Completed a pass of 60 yards or more82, Vincent Brown from Ryan Lindley vs. Utah State, W - 41-7, Sept. 25, 2010
 Completed a pass of 50 yards or more59, DeMarco Sampson from Ryan Lindley at Wyoming, W - 48-38, Oct. 30, 2010

RECEIVING

Caught 15 or more passes15, DeMarco Sampson at Colorado State, W - 42-28, Oct. 24, 2009
 Caught 10 or more passes15, DeMarco Sampson at Colorado State, W - 42-28, Oct. 24, 2009
 Had 200 or more yards receiving257, DeMarco Sampson at Colorado State, W - 42-28, Oct. 24, 2009
 Had 150 or more yards receiving175, DeMarco Sampson at Wyoming, W - 48-38, Oct. 30, 2010
 Had 100 or more yards receiving175, DeMarco Sampson and 144, Vincent Brown at Wyoming, W - 48-38, Oct. 30, 2010
 Had two 100-yard receivers175, DeMarco Sampson and 144, Vincent Brown at Wyoming, W - 48-38, Oct. 30, 2010
 Caught three or more TDs3, DeMarco Sampson at Colorado State, W - 42-28, Oct. 24, 2009
 Caught two or more TDs2, DeMarco Sampson at Wyoming, W - 48-38, Oct. 30, 2010

TOTAL OFFENSE

Had 500 or more yards total offense506, Adam Hall, at Idaho, Sept. 21, 2002
 Had 400 or more yards total offense450, Ryan Lindley at Colorado State, W - 42-28, Oct. 24, 2009
 Had 100 yards both passing and rushing229 (passing), 101 (rushing), Kevin O'Connell at Brigham Young, L, 16-49, Nov. 6, 2004

SCORING

Accounted for four or more TDs4, Ronnie Hillman at New Mexico State, W - 41-21, Sept. 11, 2010
 Accounted for three or more TDs3, Ryan Lindley and Brandon Sullivan at Wyoming, W - 48-38, Oct. 30, 2010

RETURNS

Returned a fumble for a touchdown1, Dey Juan Hemmings vs. New Mexico State, W - 34-17, Oct. 3, 2009
 Returned an interception for a touchdown1, Luke Laolagi at UNLV, L - 24-28, Nov. 28, 2009
 Returned a kickoff for a touchdown93, Davion Mauldin vs. Colorado State, L - 34-38, Oct. 25, 2008
 Returned a punt for a touchdown87, Kyle Conerly vs. UNLV, W - 31-21, Oct. 26, 2002
 Returned a two-point conversionLeon McFadden vs. Southern Utah, W - 35-19, Sept. 12, 2009
 Returned a blocked punt for a touchdownFreddy Keiaho vs. New Mexico, L - 24-47, Oct. 22, 2005
 Returned a blocked field goal for a touchdownHas not happened since start of 2003 season

DEFENSE

Intercepted two or more passes2, Donny Baker vs. UTEP, L - 27-34, Aug. 31, 2006
 Recovered three or more fumblesNever
 Recovered two or more fumbles2, Kirk Morrison at New Mexico, Nov. 9, 2002
 Recorded 15 or more tackles21, Corey Boudreaux and 18, Andrew Preston, vs. Air Force, L - 10-35, Oct. 11, 2008
 Recorded 10 or more tackles10, Andrew Preston vs. No. 23 Air Force, W - 27-25, Oct. 16, 2010
 Recorded two quarterback sacks in a game2, Miles Burris at Brigham Young, L - 21-24, Oct. 9, 2010
 Recorded three or more quarterback sacks in a game3, Heath Farwell vs. Nevada, W - 27-10, Sept. 25, 2004

SPECIAL TEAMS

Scored 15 or more points kicking16, Tommy Kirovski at Hawaii, L - 40-41, Dec. 7, 2002
 Scored 10 or more points kicking12, Abel Perez at Wyoming, W - 48-38, Oct. 30, 2010
 Kicked five or more field goalsNever
 Kicked four or more field goals4, J.C. Mejia vs. Wyoming, W - 25-20, Oct. 25, 2003
 Kicked two field goals of 50 or more yards51 and 50, Chris O'Brien vs. New Mexico, Nov. 17, 1984
 Kicked a 50-yard field goal50, Garrett Palmer at Arizona State, L - 13-34, Sept. 15, 2007
 Kicked a punt 70 or more yards89, Brian Stahovich at Wyoming, W - 48-38, Oct. 30, 2010
 Kicked a punt 60 or more yards89, Brian Stahovich at Wyoming, W - 48-38, Oct. 30, 2010
 Punted nine or more times10, Brian Stahovich at No. 25 Missouri, L - 24-27, Sept. 18, 2010
 Totaled 100 or more kick return yards122, Brandon Davis at New Mexico, W - 30-20, Oct. 23, 2010
 Totaled 100 or more punt return yards107, Kyle Conerly vs. UNLV, W, 31-21, Oct. 26, 2002
 Blocked a puntFreddy Dunkle vs. Colorado State, W - 17-6, Dec. 2, 2006
 Blocked a field goalLogan Ketchum vs. Nicholls State, W 47-0, Sept. 4, 2010
 Blocked a PATLeon McFadden vs. Southern Utah, W - 35-19, Sept. 12, 2009