



at RV/RV San Diego State.....5:30 p.m.
Sat., Sept. 2
San Diego
San Diego Stadium (54,000)



San Diego.....6 p.m.
Sat. Sept. 9
Davis, Calif.
Aggie Stadium (10,849)



at Portland State.....2 p.m.
Sat. Sept. 16
Portland
Providence Park (18,627)



at Weber State*4 p.m.
Sat., Sept. 23
Reno, Nev.
Stewart Stadium (17,500)



North Dakota*6 p.m.
Sat., Sept. 30
Davis, Calif.
Aggie Stadium (10,849)



Eastern Washington*~6 p.m.
Sat., Oct. 7
Davis, Calif.
Aggie Stadium (10,849)



at Northern Arizona*.....4 p.m.
Sat. Oct. 21
Flagstaff, Ariz.
Walkup Skydome (10,000)



Cal Poly*^4 p.m.
Sat, Oct. 28
Davis, Calif.
Aggie Stadium (10,849)



at Idaho State*1:30 p.m.
Sat., Nov. 4
Pocatello, Idaho
Holt Arena (12,000)



Southern Utah*+4 p.m.
Sat., Nov. 11
Davis, Calif.
Aggie Stadium (10,849)



at Sacramento State*2 p.m.
Sat., Nov. 18
Sacramento, Calif.
Hornet Stadium (21,195)

All times listed are Pacific

Home games in bold

*Big Sky Conference game

~ - Brewfest

^ - Homecoming, Hall of Fame Weekend

+ - Salute to Heroes

UC Davis Aggies (0-0)

at

RV/RV San Diego State Aztecs (0-0)

Sept. 2 • 5:30 p.m. • San Diego Stadium (54,000) • San Diego

Online Stream: Facebook Live - Dan Hellie (PBP), Daniel Jeremiah (Analyst)

Pluto TV Channel: N/A

Radio: KHTK 1140 AM - Scott Marsh (PBP) and Doug Kelly (Analyst)

Internet Audio: UCDavisAggies.com

Live Stats: GoAztecs.com

In-game Twitter Updates: @UCDFootball

Official Hashtags: #GoAgs, #AGScension

Quick Hits

- The Dan Hawkins era will kick-off at San Diego Stadium (formerly known as Qualcomm Stadium) when UC Davis opens the 2017 season at San Diego State
- SDSU is the first of six 2016 postseason opponents on the Aggies' schedule this year
- Other opponents include San Diego, Weber State, North Dakota, Eastern Washington and Cal Poly
- The 2017 season is UC Davis' 98th overall and sixth as a Big Sky member; the Aggies joined the conference in 2012.
- San Diego State is the fifth game involving a Mountain West Conference opponent in as many seasons. Previous teams include Wyoming (2016), Nevada ('15 and '13) and Colorado State ('14).
- UC Davis' season opener will stream exclusively on Facebook, one of the first games in the nation aired on this medium.

Series History

- This is the first meeting between UC Davis and San Diego State.

Tickets

- Season tickets — starting at \$50 — mini plans, premium game tickets, tailgate passes and single-game tickets are available for purchase online at UCDavisAggies.com, over the phone by calling (530) 752-AGS1 (2471), or in person at the Athletic Ticket Office, located at Aggie Stadium, Monday-Friday between the hours of 10 a.m.-5 p.m.
- The Athletic Ticket Office will open four hours before kickoff on home game days

Kickoff Street Party

- Enjoy pregame tailgating, live entertainment, food and beverages at the Kickoff Street Party, located on La Rue Road next to Aggie Tailgate Field
- In addition to meeting Gunrock, children's activities are also available for families to take advantage of starting three hours before home games kick-off.

UC Davis Coaches Show

- Every week throughout the 2017 season, UC Davis head coach Dan Hawkins and various guests will join host Scott Marsh on the UC Davis Coaches Show
- The inaugural show of the season will take place at Woodstock's Pizza in Downtown Davis (219 G Street), visit UCDavisAggies.com next week for additional information
- This event is free and open to the public; Woodstock's will provide food and drink specials to everyone in attendance
- UCDavisAggies.com will provide information regarding the location of future shows

QUICK FACTS

GENERAL INFORMATION

Name University of California, Davis
 City/Zip Davis, Calif./95616
 Established/Founded 1905/1908
 Enrollment 37,395
 Nickname Aggies
 School Colors Yale Blue and Gold
 Branding Colors Blue - CMYK: 100/56/0/34; RGB 0/40/85
 Gold - CMYK: 0/18/100/15; RGB: 201/151/0
 National Affiliation NCAA Division I
 Conference Big Sky
 Chancellor Gary S. May
 Athletics Department Phone (530) 752-1111
 Director of Athletics Dr. Kevin Blue
 Deputy Director of Athletics Rocko DeLuca
 Faculty Athletics Representative Scott Carrell
 Senior Assoc. A.D. (Student-Athlete Outcomes) Michael Lorenzen
 Assoc. A.D. (Compliance, ICA Services)/SWA Katherine Zedonis
 Assoc. A.D. (Facilities, Ops, Capital Projects) Maggie Fenton
 Assoc. A.D. (Performance Services) Josh Flushman
 Assistant A.D. (Equipment Operations) Robert Jones
 Assistant A.D. (Sports Medicine) Tina Tubbs

FOOTBALL STAFF

Head Coach Dan Hawkins (UC Davis '84)
 Career Record/Years 111-62-1/15
 Best Time to Reach Hawkins Contact SID
 Assistant Head Coach (RB) Mark Speckman
 Assistant Coach (Defensive Coordinator) Robert Tucker
 Assistant Coach (Offensive Coordinator/QB) Tim Plough
 Assistant Coach (ILB) Isaiah Jackson
 Assistant Coach (OLB) Jerry Brady
 Assistant Coach (DB) Cha'pelle Brown
 Assistant Coach (TE, Special Teams) Paul Creighton
 Assistant Coach (OL) Tim Keane
 Assistant Coach (DL) Brandon Huppert
 Assistant Coach (WR) Burl Toler III
 Director of Football Operations Wes Nurse
 Contact cwnurse@ucdavis.edu
 Director of Video Services Tim Ornelas
 Head Athletic Trainer Chris Litt
 Contact (530) 752-0647
 Assistant Athletics Trainer Matt Davey
 Head Strength & Conditioning Coach Jeff Bourque
 Equipment Operations Thomas Arguello

2017 TEAM INFORMATION

Overall/Big Sky Record 3-8/2-6 (T-10th)
 Home/Road Record 3-2/0-6
 Letterwinners Returning/Lost 46/20
 Starting Players Returning (O/D/SP) 7/6/6
 Newcomers 32

FACILITY INFORMATION

Stadium Aggie Stadium (10,849)
 Press Box Phone (530) 752-9367
 Surface Shaw Sports Turf

PROGRAM HISTORY

Inaugural Season 1915
 All-Time Record/Seasons 504-415-33 (.547)/98
 Conference Championships 30
 NCAA Postseason Appearances 19
 All-Time Division I Record/Seasons 16-40 (.368)/5
 All-Time Big Sky Record/Seasons 13-27 (.325)/5

ATHLETICS COMMUNICATIONS

Football Contact Eric Bankston
 Office Phone (530) 752-3505
 Cell Phone (714) 705-3742
 Office Fax (530) 752-3664
 Assistant Directors Mark Honbo, Jason Spencer
 Web Address UCDavisAggies.com
 Athletics' Twitter Handle @UCDavisAggies
 Mailing Address Hickey Gym, Room 264
 One Shields Ave.
 Davis, CA 95616

WHAT'S IN A NAME?

Even though the institution's official name is University of California, Davis, **please use UC Davis** when referring to its athletics programs.

In the past, the UC Davis has been referred to incorrectly as Cal State Davis, Cal-Davis, Cal-Davis, Calif., CS Davis, Davis State, University of Davis, U.C. Davis, UC at Davis, UC-Davis and UC, Davis. Please do not hesitate to contact Eric Bankston if you have any questions regarding the correct reference.

UC DAVIS **Depth Chart**

Offense

WR 80 Marcus CUMMINS	6-2 204 So.	NPB
or 7 Brandyn LEE	6-0 190 Jr.	Man. Econ.
or 17 Logan MONTGOMERY	5-11 175 Fr.	Undeclared
or 82 Aaron MOORE	6-0 185 So.	Undeclared
TE 46 Joey BERZINS	6-3 250 Fr.	Undeclared
or 55 Pat MILLER	6-2 220 RFr.	Political Sci.
or 88 Dan PLUM	6-3 238 So.	Undeclared
or 87 Wesley PREECE	6-5 238 So.	Undeclared
or 44 Christian SKEPTARIS	6-3 235 RFr.	Undeclared
LT 67 Andrew CARRIGER	6-7 290 Sr.	Man. Econ.
or 58 Kyle SULKA	6-4 275 Sr.	Man. Econ.
LG 75 Charles HAYS	6-4 305 So.	Undeclared
or 77 Ramsey HUFFORD	6-3 296 Jr.	Int. Relations
C 64 Majid FIROOZI	6-4 277 So.	Undeclared
or 56 Will MARTIN	6-3 290 Jr.	Man. Econ.
RG 69 Julian BERTERO	6-7 305 Sr.	Cognitive Sci.
or 79 Kooper RICHARDSON	6-6 298 RFr.	Undeclared
RT 72 Riley GALLANT	6-6 300 So.	Undeclared
or 70 Colton LAMSON	6-6 235 So.	Sociology
WR 86 Carson CRAWFORD	5-10 165 Fr.	Economics
or 3 Keelan DOSS	6-3 206 Jr.	Org. Studies
or 27 Elias JBEILY	5-11 190 So.	Biomedical Eng.
or 9 Khris VAUGHN	6-1 183 RFr.	Undeclared
QB 12 Brock DALE	6-0 195 Sr.	Economics
or 18 Jake DUNNIWAY	6-1 190 Fr.	Biomedical Eng.
or 15 Jake MAIER	6-0 200 So.	Economics
or 8 C.J. SPENCER	6-2 205 Jr.	Biochem. & Mol. Bio.
RB 40 Ulonzo GILLIAM	5-9 180 Fr.	Biochem. & Mol. Bio.
or 32 Mitchell LAYTON	6-1 204 Jr.	Statistics
or 13 Namane MODISE	5-9 180 Jr.	Man. Econ.
or 22 Justin WILLIAMS	5-10 212 Sr.	Political Science
FB 2 Derek BALJEU	6-0 240 Gr.	Viticulture & Enology
or 30 Ethan HICKS	5-11 230 Jr.	Animal Science
or 41 Tehran THOMAS	5-11 230 Fr.	Sociology

On the Field

Dan HAWKINS, Head Coach Isaiah JACKSON, ILBs
 Jerry BRADY, OLBs Cha'pelle BROWN, DBs
 Tim KEANE, OL Brandon HUPPERT, DL
 Paul CREIGHTON, TE/Special Teams Burl TOLER III, WRs

In the Booth

Mark SPECKMAN, Assistant Head Coach/RBs
 Tim PLOUGH, OC Robert TUCKER, DC
 Cody HAWKINS, Off. QC Mark NOLAN, Def. QC

Defense

DE 96 Hunter O'BRION	6-5 280 Jr.	Undeclared
or 95 Roland OCANSEY	6-4 238 So.	Communication
or 10 Brandon WEAVER	6-3 240 Sr.	Mechanical Eng.
DT 91 Nick FEHRENBACH	6-0 235 So.	English
or 71 De'Andre MORGAN	6-3 260 Fr.	Undeclared
or 99 Bryce RODGERS	6-3 285 So.	Undeclared
NT 57 Terrell CLOUD	6-0 290 Jr.	Man. Econ.
or 94 Jordan FRANKLIN	6-1 285 So.	Undeclared
or 97 Andrew WILSON	6-2 300 RFr.	Anim. Sci. & Mgmt.
RE 6 Anthony BAUMGART	6-1 240 Jr.	American Studies
or 93 Erik HOLMER	6-3 234 Sr.	Comm. & Reg. Dev.
or 48 Brandon JAMISON	6-3 235 So.	Undeclared
SLB 36 Connor AIREY	6-0 215 RFr.	Undeclared
or 34 Mason MOE	6-0 210 Jr.	Human Dev.
or 47 Cam TRIMBLE	6-0 215 Fr.	Man. Econ.
MLB 33 Quincy BENNETT	6-4 240 So.	Undeclared
or 54 Ryan BUA	6-0 224 Sr.	Hydrology
or 42 Christian LEOTA	6-2 250 So.	Undeclared
WLB 11 Nas ANESI	6-2 225 So.	Natural Sci.
or 45 Eric FLOWERS	6-1 228 So.	Human Dev.
CB 31 Desmond LEWIS	6-0 175 Sr.	Comm. & Reg. Dev.
or 5 Isiah OLAVE	5-10 190 Jr.	Int. Relations
or 18 Evan PERKINS	5-10 180 Fr.	Man. Econ.
S 8 Keleen CULBERSON	5-11 205 Sr.	Economics
or 16 Erron DUNCAN	5-9 190 RFr.	Biomedical Eng.
S 39 Tiger GARCIA	6-3 181 So.	Undeclared
or 21 Darryl GRAHAM	6-0 190 Sr.	Int. Relations
or 19 Devon KING	5-10 165 Fr.	Human Dev.
or 28 Ryan PARENTEAU	6-2 200 Jr.	Aerospace Eng.
CB 1 Isaiah THOMAS	5-9 170 RFr.	Undeclared
or 12 Jaylin WHITE	5-10 158 Fr.	Economics
or 20 Vincent WHITE	6-0 187 Jr.	Psychology

Special Teams

K/P 38 Matt BLAIR	6-1 195 So.	Undeclared
or 43 Max O'ROURKE	6-1 170 So.	Communication
or 37 Daniel WHELAN	6-5 215 Fr.	Bio. Systems Eng.
LS 98 Grant HILTON	6-1 205 Sr.	Man. Econ.
or 68 Alex LONG	6-1 240 Jr.	Economics

Team Captains

Derek BALJEU (Gr., FB)
 Keleen CULBERSON (Sr., S)
 Brock DALE (Sr., QB)

NUMERICAL ROSTER

No.	Name	Pos.	Ht.	Wt.	Yr.	Hometown/Last School	Major
1	Isaiah THOMAS	DB	5-9	170	RFr.	Van Nuys, Calif./Chaminade HS '16	Undeclared
2	Derek BALJEU	TE	6-0	240	Gr.	Huntington Beach, Calif./Edison HS '13	Viticulture & Enology
2	Amir KNOX	DB	6-0	177	Fr.	Bakersfield, Calif./Ridgeview HS '17	Managerial Economics
3	Keelan DOSS	WR	6-3	206	Jr.	Alameda, Calif./Alameda HS '14	Organizational Studies
4	Jon AMADI	DB	5-11	180	Fr.	Roseville, Calif./Jesuit HS '17	Biological Sciences
4	Jared HARRELL	WR	6-2	200	So.	Los Angeles, Calif./St. John Bosco HS '16	Human Development
5	Isiah OLAVE	DB	5-10	190	Jr.	San Ysidro, Calif./Eastlake HS '14	International Relations
6	Anthony BAUMGART	LB	6-1	240	Jr.	Antelope, Calif./Antelope HS '14	American Studies
7	Brandyn LEE	WR	6-0	190	So.	Santa Clarita, Calif./Chaminade HS '15	Managerial Economics
8	Keleen CULBERSON	DB	5-11	205	Sr.	Corona, Calif./Santiago HS '12	Managerial Economics
8	C.J. SPENCER	QB	6-2	205	Jr.	Sacramento, Calif./Inderkum HS '14	Biochemistry and Molecular Biology
9	Khris VAUGHN	WR	6-1	183	RFr.	Redlands, Calif./Redlands East Valley HS '16	Undeclared
10	Nick MENCHERO	WR	5-9	170	Fr.	San Francisco, Calif./St. Ignatious '17	Economics
10	Brandon WEAVER	DL	6-3	240	Sr.	Vacaville, Calif./Justin-Siena HS '13	Mechanical Engineering
11	Nas ANESI	LB	6-2	225	So.	Carson, Calif./St. John Bosco HS '15	Natural Sciences
12	Brock DALE	QB	6-0	195	Sr.	Long Beach, Calif./Long Beach City College	Economics
12	Jaylin WHITE	DB	5-10	158	Fr.	Murrieta, Calif./Vista Murrieta HS '17	Economics
13	Namane MODISE	RB	5-9	180	Jr.	San Lorenzo, Calif./City College of San Francisco	Managerial Economics
14	Daliceo CALLOWAY	WR	6-0	200	Jr.	Sacramento, Calif./American River College	Human Development
15	Jame MAIER	QB	6-0	200	So.	Santa Fe, Calif./Long Beach City College	Economics
16	Erron DUNCAN	DB	5-9	190	RFr.	Stockton, Calif./Weston Ranch HS '16	Biomedical Engineering
17	Logan MONTGOMERY	WR	5-11	175	Fr.	Laguna Hills, Calif./Laguna Hills HS '17	Undeclared
18	Jake DUNNIWAY	QB	6-1	190	Fr.	Tracy, Calif./St. Mary's HS '17	Biomedical Engineering
18	Evan PERKINS	DB	5-10	180	Fr.	San Diego, Calif./Helix Charter HS '17	Managerial Economics
19	Niko HARRIS	QB	6-1	190	Fr.	Agoura Hills, Calif./Sierra Canyon HS '17	Managerial Economics
19	Devon KING	DB	5-10	165	Fr.	Richmond, Calif./De Anza HS '17	Human Development
20	Vincent WHITE	DB	6-0	187	Jr.	Lynwood, Calif./Lynwood HS '15	Psychology
21	Darryl GRAHAM	DB	6-0	190	Sr.	Corona, Calif./Santiago HS '13	International Relations
22	Justin WILLIAMS	RB	5-10	212	Sr.	Oceanside, Calif./El Camino HS '13	Political Science
23	Jordan PERRYMAN	DB	6-0	185	Fr.	Hanford, Calif./Hanford HS '17	Biological Sciences
24	Marqel McCOY	DB	6-3	205	RFr.	Pittsburg, Calif./Concord HS '16	Undeclared
25	Sam PANENO					(number retired in 2000)	
26	Josh JANUSKA	DB	5-9	179	So.	Ventura, Calif./Ventura HS '15	Undeclared
27	Elias JBEILY	WR	5-11	190	So.	Antelope, Calif./Center HS '15	Biomedical Engineering
28	Ryan PARENTEAU	DB	6-2	200	Jr.	Anthem, Ariz./Boulder Creek HS '15	Aerospace Engineering
29	Ryan MARTINEZ	RB	5-10	194	Jr.	Planada, Calif./Le Grand HS '14	Neurobiology, Physiology and Behavior
30	Ethan HICKS	FB	5-11	230	Jr.	Atascadero, Calif./Atascadero HS '15	Animal Science
31	Desmond LEWIS	DB	6-0	175	Sr.	Stockton, Calif./Pleasant Grove HS '12	Community and Regional Development
32	Mitchell LAYTON	RB	6-1	214	Jr.	Roseville, Calif./Woodcreek HS '14	Statistics
33	Quincy BENNETT	LB	6-2	240	So.	Oxnard, Calif./Westlake HS '15	Undeclared
34	Dumar FISHER	RB	5-9	185	RFr.	Moreno Valley, Calif./Citrus Hill HS '16	Undeclared
34	Mason MOE	LB	6-0	210	Jr.	Kanehoe, Hawai'i/West Hills College	Human Development
35	Khanii LESANE	LB	6-2	187	RFr.	Antelope, Calif./Antelope HS '16	Biochemistry and Molecular Biology
36	Connor AIREY	LB	6-0	215	RFr.	Chino Hills, Calif./Servite HS '16	Undeclared
37	Daniel WHELAN	K/P	6-5	215	Fr.	Rancho Mirage, Calif./Rancho Mirage HS '17	Biological Systems Engineering
38	Matt BLAIR	K/P	6-1	195	So.	Moraga, Calif./Campolindo HS '16	Undeclared
39	Tiger GARCIA	DB	6-3	181	So.	Moraga, Calif./Campolindo HS '15	Undeclared
40	Ulonzo GILLIAM	RB	5-9	180	Fr.	Merced, Calif./Merced HS '17	Biochemistry and Molecular Biology
41	Tehran THOMAS	RB	5-11	230	Fr.	Goodyear, Ariz./Desert Edge HS '17	Sociology
42	Christian LEOTA	LB	6-2	250	So.	San Lorenzo, Calif./James Logan HS '15	Undeclared
43	Max O'ROURKE	K/P	6-1	170	So.	Rocklin, Calif./American River College	Economics
44	Christian SKEPTARIS	TE	6-3	235	RFr.	Scottsdale, Ariz./Chaparral HS '16	Undeclared
45	Eric FLOWERS	LB	6-1	228	So.	Van Nuys, Calif./Los Angeles Valley College	Human Development
46	Joey BERZINS	TE	6-3	250	Fr.	Moraga, Calif./Campolindo HS '17	Undeclared
47	Cam TRIMBLE	LB	6-0	215	Fr.	Westlake Village, Calif./Westlake HS '17	Managerial Economics

9-2 at San Diego State >> San Diego, Calif.

No.	Name	Pos.	Ht.	Wt.	Yr.	Hometown/Last School	Major
48	Brandon JAMISON	DE	6-3	235	So.	Scottsdale, Ariz./Chaparral HS '16	Undeclared
49	Montell BLAND	LB	5-11	210	Fr.	Modesto, Calif./Central Catholic HS '17	Psychology
50	Donovan TAYLOR	LB	6-2	220	Fr.	Long Beach, Calif./Warren HS '17	Undeclared
51	Sione ALIKI	DL	6-3	250	RFr.	North Hollywood, Calif./Calabasas HS '16	Undeclared
52	Logan HUNGRIGE	LB	6-2	235	Fr.	Sutter, Calif./Sutter Union HS '17	Undeclared
54	Ryan BUA	LB	6-0	224	Sr.	Union City, Calif./James Logan HS '13	Hydrology
55	Pat MILLER	LB	6-2	220	RFr.	San Luis Obispo, Calif./Mission Prep HS '16	Political Science
56	Will MARTIN	OL	6-3	290	Jr.	Huntington Beach, Calif./Orange Coast College	Managerial Economics
57	Terrell CLOUD	DL	6-0	290	Jr.	Palmdale, Calif./Los Angeles Valley College	Managerial Economics
58	Kyle SULKA	OL	6-4	275	Sr.	Sherman Oaks, Calif. /Notre Dame HS '13	Managerial Economics
59	Terrell SAYLES	LB	6-1	234	So.	Corona, Calif./Santiago HS '16	Undeclared
61	Fabian HUNKIN	DL	6-2	290	Fr.	Salinas, Calif./North Salinas HS '17	Managerial Economics
62	Will GEORGE	OL	6-4	285	Fr.	Stockton, Calif./Lincoln HS '17	Sociology
63	Christian LABOW	OL	6-3	275	Fr.	Huntington Beach, Calif./Servite HS '17	Economics
64	Majid FIROOZI	OL	6-4	277	So.	Seattle, Wash./O'Dea HS '15	Undeclared
67	Andrew CARRIGER	OL	6-7	290	Sr.	Yorba Linda, Calif./Yorba Linda HS '13	Managerial Economics
68	Alex LONG	LS	6-1	240	Jr.	Redding, Calif./Shasta College	Economics
69	Julian BERTERO	OL	6-7	305	Sr.	Redwood City, Calif./Sequoia HS '13	Cognitive Science
70	Colton LAMSON	OL	6-6	235	So.	El Dorado Hills, Calif./Sacramento City College	Sociology
71	De'Andre MORGAN	DL	6-3	260	Fr.	Concord, Calif./Concord HS '17	Undeclared
72	Riley GALLANT	OL	6-6	300	So.	Portland, Ore./Central Catholic HS '15	Undeclared
73	Nick AMOAH	OL	6-3	280	Fr.	Davis, Calif./Davis HS '17	Computer Engineering
74	Connor PETTEK	OL	6-4	305	Fr.	Thousand Oaks, Calif./Thousand Oaks HS '17	Undeclared
75	Charles HAYS	OL	6-4	305	So.	La Quinta, Calif./La Quinta HS '15	Undeclared
76	Luka NIXON	DL	6-5	230	Fr.	Sherwood, Ore./Sherwood HS '17	Computer Science and Engineering
77	Ramsey HUFFORD	OL	6-3	296	Jr.	Newport Beach, Calif./Newport Harbor HS '14	International Relations
79	Kooper RICHARDSON	OL	6-6	298	RFr.	Folsom, Calif./Folsom HS '16	Undeclared
80	Marcus CUMMINS	WR	6-2	204	So.	Clovis, Calif./Buchanan HS '15	Neurobiology, Physiology and Behavior
81	Gabe MARTINEZ	TE	6-7	248	Jr.	Vallejo, Calif./Bethel HS '15	Undeclared
82	Aaron MOORE	WR	6-0	185	So.	Altadena, Calif./Cathedral HS '15	Undeclared
83	Darius LIVINGSTON	WR	5-11	200	RFr.	Stockton, Calif./Bear Creek HS '16	Biological Sciences
84	Troy SPENCER	WR	5-9	170	Fr.	Corona, Calif./Centennial HS '17	Communication
85	Kristian GILBERT	WR	5-11	190	Fr.	Artesia, Calif./St. John Bosco HS '17	Managerial Economics
86	Carson CRAWFORD	WR	5-10	165	Fr.	Beaverton, Ore./Beaverton HS '17	Economics
87	Wesley PREECE	TE	6-5	238	So.	Rocklin, Calif./Rocklin HS '16	Undeclared
88	Dan PLUM	TE	6-3	238	So.	San Diego, Calif./Cathedral Catholic HS '15	Undeclared
89	Ryan GREEN	WR	5-10	173	Sr.	La Mesa, Calif./Grossmont HS '13	Environmental Policy and Analysis
91	Nick FEHRENBACH	DL	6-0	235	So.	Rancho Santa Margarita, Calif./Tesoro HS '15	English
92	Taylor PRENOVOST	DL	6-4	230	Jr.	Ladera Ranch, Calif./UCLA	Communication
93	Erik HOLMER	LB	6-3	234	Sr.	Truckee, Calif./Truckee HS '13	Community and Regional Development
94	Jordan FRANKLIN	DL	6-1	285	So.	Altadena, Calif./Cathedral HS '15	Undeclared
95	Roland OCANSEY	DL	6-4	238	So.	Hayward, Calif./Tennyson HS '15	Communication
96	Hunter O'BRIEN	DL	6-5	280	Jr.	Madera, Calif./Fresno City College	Undeclared
97	Andrew WILSON	DL	6-2	300	RFr.	Twentynine Palms, Calif./Twentynine Palms HS '16	Animal Sciences and Management
98	Grant HILTON	LS	6-1	205	Sr.	Coto de Caza, Calif./Santa Margarita HS '14	Managerial Economics
99	Bryce RODGERS	DL	6-3	285	So.	East Palo Alto, Calif./Menlo-Atherton HS '16	Undeclared

ALPHABETICAL ROSTER

No.	Name	Pos.	Yr.	No.	Name	Pos.	Yr.
36	Connor AIREY	LB	RFr.	31	Desmond LEWIS	DB	Sr.
51	Sione ALIKI	DL	RFr.	83	Darius LIVINGSTON	WR	RFr.
4	Jon AMADI	DB	Fr.	68	Alex LONG	LS	Jr.
73	Nick AMOAH	OL	Fr.	15	Jake MAIER	QB	So.
11	Nas ANESI	LB	So.	56	Will MARTIN	OL	Jr.
2	Derek BALJEU	TE	Sr.	81	Gabe MARTINEZ	TE	Jr.
6	Anthony BAUMGART	LB	Jr.	29	Ryan MARTINEZ	RB	Jr.
33	Quincy BENNETT	LB	So.	66	Mitch McCABE	OL	Fr.
69	Julian BERTERO	OL	Sr.	24	Marqel McCOY	DB	RFr.
46	Joey BERZINS	TE	Fr.	10	Nick MENCHERO	WR	Fr.
38	Matt BLAIR	K/P	So.	55	Pat MILLER	WR	RFr.
49	Montell BLAND	LB	Fr.	13	Namane MODISE	RB	Jr.
54	Ryan BUA	LB	Sr.	34	Mason MOE	LB	Jr.
14	Daliceo CALLOWAY	WR	Jr.	17	Logan MONTGOMERY	WR	Fr.
67	Andrew CARRIGER	OL	Sr.	82	Aaron MOORE	WR	So.
57	Terrell CLOUD	DL	Jr.	71	De'Andre MORGAN	DE	Fr.
86	Carson CRAWFORD	WR	Fr.	76	Luka NIXON	DE	Fr.
8	Keleen CULBERSON	DB	Sr.	96	Hunter O'BRION	DL	Jr.
80	Marcus CUMMINS	WR	So.	43	Max O'ROURKE	K/P	So.
12	Brock DALE	QB	Sr.	95	Roland OCANSEY	DL	So.
3	Keelan DOSS	WR	Jr.	5	Isiah OLAVE	DB	Jr.
16	Erron DUNCAN	DB	RFr.	25	Sam PANENO	Retired in 2000	
18	Jake DUNNIWAY	QB	Fr.	28	Ryan PARENTEAU	DB	Jr.
91	Nick FEHRENBACH	DL	So.	18	Evan PERKINS	DB	Fr.
64	Majid FIROOZI	OL	So.	23	Jordan PERRYMAN	DB	Fr.
34	Dumar FISHER	RB	RFr.	74	Connor PETTEK	OL	Fr.
45	Eric FLOWERS	LB	So.	88	Dan PLUM	TE	So.
94	Jordan FRANKLIN	DL	So.	87	Wesley PREECE	TE	So.
72	Riley GALLANT	OL	So.	92	Taylor PRENOVOST	DL	Jr.
39	Tiger GARCIA	DB	So.	79	Kooper RICHARDSON	OL	RFr.
62	Will GEORGE	OL	Fr.	99	Bryce RODGERS	DL	So.
85	Kristian GILBERT	WR	Fr.	59	Terrell SAYLES	LB	So.
40	Ulonzo GILLIAM	RB	Fr.	44	Christian SKEPTARIS	TE	RFr.
21	Darryl GRAHAM	DB	Sr.	8	C.J. SPENCER	QB	Jr.
89	Ryan GREEN	WR	Sr.	84	Troy SPENCER	WR	Fr.
4	Jared HARRELL	WR	So.	58	Kyle SULKA	OL	Sr.
19	Niko HARRIS	QB	Fr.	50	Donovan TAYLOR	LB	Fr.
75	Charles HAYS	OL	So.	1	Isaiah THOMAS	DB	RFr.
30	Ethan HICKS	RB	Jr.	41	Tehran THOMAS	RB	Fr.
98	Grant HILTON	LS	Sr.	47	Cam TRIMBLE	LB	Fr.
93	Erik HOLMER	LB	Sr.	9	Khris VAUGHN	WR	RFr.
77	Ramsey HUFFORD	OL	Jr.	10	Brandon WEAVER	DL	Sr.
52	Logan HUNGRIGE	LB	Fr.	37	Daniel WHELAN	K/P	Fr.
61	Fabian HUNKIN	DT	Fr.	12	Jaylin WHITE	DB	Fr.
48	Brandon JAMISON	LB	So.	20	Vincent WHITE	DB	Jr.
26	Josh JANUSKA	DB	So.	22	Justin WILLIAMS	RB	Sr.
27	Elias JBEILY	WR	So.	97	Andrew WILSON	DL	RFr.
19	Devon KING	DB	Fr.				
2	Amir KNOX	DB	Fr.				
63	Christian LaBOW	OL	Fr.				
70	Colton LAMSON	OL	So.				
32	Mitchell LAYTON	RB	Jr.				
7	Brandyn LEE	WR	So.				
42	Christian LEOTA	LB	So.				
35	Khanii LESANE	LB	RFr.				

PRONUNCIATIONS

SIONE ALIKI	"c-OH-nay uh-LEE-kee"
Jon AMADI	"UH-mah-d"
Nick AMOAH	"uh-MO-uh"
NAS ANESI	"NAHZ awe-NESS-e"
Derek BALJEU	"BAL-joo" (not BALL-joo)
JULIAN BERTERO	"JOO-lee-un ber-TAIR-o"
Ryan BUA	"BOO-uh"
DALICEO Calloway	"Duh-LEE-c-o"
TERRELL Cloud	"TUH-rell"
KELEEN Culberson	"KEY-len"
Nick FEHRENBACH	"FAIR-en-bock"
MAJID FIROOZI	"mah-ZHEED fuh-ROO-z"
Riley GALLANT	"Guh-lawnt"
TIGER Garcia	"TEE-gur"
ULONZO GILLIAM	"OO-lawn-zo GILL-e-um"
Jared HARRELL	"rhymes with Darryl"
NIKO Harris	"KNEE-ko"
Josh JANUSKA	"jah-NOO-ska"
Elias JBEILY	"jah-BYE-lee"
Christian LABOW	"Luh-bo"
KHANII LESANE	"KAH-knee leh-SAH-nay"
Jake MAIER	"Mayor"
Nick MENCHERO	"MEN-chair-o"
NAMANE MODISE	"Nuh-MAWN-e MO-dees-A"
Mason MOE	"rhymes with boy"
Hunter O'BRION	"O-Bryan"
Roland OCANSEY	"o-CAN-see"
ISIAH OLAVE	"Eye-say-uh oh-LAH-vay"
Ryan PARENTEAU	"parent-o"
Taylor PRENOVOST	"PREN-o-VOST"
TERRELL SAYLES	"TUH-rell Sales"
ISAIAH Thomas	"Eye-say-uh"
TEHRAN Thomas	"Tuh-ron"

BIG SKY COACHES CALL

Each Wednesday during the 2017 football season, the Big Sky Conference will hold a conference call with the 13 league coaches. **ALL TIMES ARE PACIFIC.**

CALL-IN NUMBER: (866) 396-2885
PASSCODE: 332529

- 9 a.m. - Jay Hill, Weber State
- 9:08 A.M. - DAN HAWKINS, UC DAVIS**
- 9:16 a.m. - Demario Warren, Southern Utah
- 9:24 a.m. - Jerome Souers, Northern Arizona
- 9:32 a.m. - Rob Phenicie, Idaho State
- 9:40 a.m. - Bubba Schweigert, North Dakota
- 9:48 a.m. - Earnest Collins Jr., Northern Colorado
- 9:56 a.m. - Jeff Choate, Montana State
- 10:04 a.m. - Bob Stiitt, Montana
- 10:12 a.m. - Jody Sears, Sacramento State
- 10:20 a.m. - Aaron Best, Eastern Washington
- 10:28 a.m. - Tim Walsh, Cal Poly
- 10:36 a.m. - Bruce Barnum, Portland State

HEAD COACH DAN HAWKINS



DAN HAWKINS

First Season
UC Davis '84

@CoachHawkinsUCD

HAWKINS AT A GLANCE

EDUCATION

M.A., Educational Administration - Saint Mary's (Calif.) College (1993)
K-12 Teaching Credential, Physical Education, Science Business - Sacramento State (1986)
B.A., Physical Education - UC Davis (1984)

PREVIOUS COLLEGE HEAD COACHING POSITIONS

Colorado, 2005-10
Boise State, 2001-05
Willamette University, 1993-98

Director of Athletics Kevin Blue named Aggie alumnus Dan Hawkins head football coach at UC Davis on Nov. 28, 2016.

Hawkins, who also served as a college football studio analyst at ESPN in recent seasons, brings a unique depth of experience and innovative offensive approach back to his alma mater. During his career, Hawkins built Boise State to elite status on the college football landscape and coached in the Big XII at the University of Colorado.

"We are very excited to welcome Dan Hawkins back to UC Davis to lead an exciting new era of football at his alma mater. Dan is a highly experienced head football coach who possesses in-depth expertise about what it takes to be successful in the modern era of Div. I college football," said Blue.

"Dan demonstrates an uncommon intellectual curiosity and shares our earnest commitment to the scholar-athlete ideal. His understanding of our successful football history, combined with his knowledge and experience in contemporary college football, makes him the ideal coach to move our program forward," Blue added.

Hawkins, the 17th head coach in the program's history, is married to the former Misti Rae Ann Hokanson.

Head Coach Dan Hawkins

- Played fullback for legendary UC Davis head coach Jim Sochor from 1981-82
- Member of the 1982 football team that advanced to the NCAA Division II Championship after winning the 12th of 20 consecutive conference titles
- First-generation college student
- Served as an assistant coach for his mentor, Sochor, from 1983-85
- Graduated from UC Davis in 1985 with a bachelor's degree in physical education
- Earned a master's degree in educational administration from Saint Mary's (Calif.) College in 1993
- First college head coaching opportunity took place at Willamette University
- That football program, one that enjoyed just three winning seasons in the eight prior to Hawkins' arrival, posted a combined 39-12-1 mark during his tenure (1993-98)
- Included in that winning overall record is a pair of 5-0 conference records, a 13-1 overall record and NAIA national runner-up finish in 1997
- Turned Boise State into a perennial national power as its head coach from 2001-05
- During the Hawkins era, the Broncos posted a 56-11 overall record, which included a 37-3 record and 31-game win streak in the Western Athletic Conference
- Boise State led the country in scoring (45.6) and total offense (501.5) in 2002
- Hawkins coached 20 All-WAC first-team selections, three All-Americans, and 10 players that played in the NFL
- Coach Hawkins led the Broncos to four WAC titles, collected Coach of the Year honors in 2002 and '04, and ended the 2004 season as a finalist for the Paul "Bear" Bryant College Football Coach of the Year Award
- Took over a rebuilding Colorado (2005-10) program and gained invaluable experience during his tenure with the Big XII Conference
- Remained within the collegiate ranks after Colorado and served as a studio analyst at ESPN before returning to UC Davis
- Also coached at Christian Brothers High School (1986-88) in Sacramento, College of the Siskiyous (1988-92) and Sonoma State (1992-93)
- Led the U.S. National Football Team to a gold medal at the 2015 IFAF World Championship

COACHING STAFF

NOTE: Scan QR code for full bio



**MARK
SPECKMAN**

Assistant Head Coach - Running Backs
First Season
Azusa Pacific '77

@MarkSpeckman



**ROBERT
TUCKER**

Assistant Coach - Defensive Coordinator
First Season
Willamette University '97

@CoachTuckUCD



**TIM
PLOUGH**

Assistant Coach - Offensive Coordinator
Sixth Season
UC Davis '08

@VintagePlough



**ISAIAH
JACKSON**

Assistant Coach - Inside Linebackers
First Season
University of Sioux Falls '10

@CoachiJACK



**JERRY
BRADY**

Assistant Coach - Outside Linebackers
First Season
University of Sioux Falls '14

@CoachJerryBrady



**CHA'PELLE
BROWN**

Assistant Coach - Defensive Backs
First Season
Colorado '10

@ChapelleBrown5



**PAUL
CREIGHTON**

Assistant Coach - Tight Ends/Special Teams
Fourth Season
Colorado '06

@Creightp



**TIM
KEANE**

Assistant Coach - Offensive Line
Fifth Season
UC Davis '06

@CoachKeane



**BRANDON
HUPPERT**

Assistant Coach - Defensive Line
First Season
Washington '11

@AggieCoachHupp



**BURL
TOLER III**


Assistant Coach - Wide Receivers
First Season
California '04

@CoachToler




SUPPORT STAFF

NOTE: Scan QR code for full bio



**BOB
FOSTER**

Defensive Consultant



**SAM
YOUNG**

Offensive Consultant



**MAX
KÖSSLER**

Special Teams Quality Control



**MARK
NOLAN**

Defensive Intern



**JORDAN
McGOWAN**

Operations Intern



**TIM
ORNELAS**

Director of Video Services and
Technical Operations



**WES
NURSE**

Director of Football Operations



**JEREMIAH
RAY, MD**

Head Team Physician



**CHRIS
LITT**

Associate Head Athletic Trainer



**MATT
DAVEY**

Assistant Athletic Trainer



**JEFF
BOURQUE**

Head Strength and Conditioning Coach



**ADAM
ZEDONIS**

Athletics Academic Advisor



**RYAN
QUALLS**

Compliance Services



**ROBERT
JONES**

Assistant Athletics Director,
Equipment Operations



**THOMAS
ARGUELLO**

Associate Director of Equipment

MEDIA SERVICES

Head coach Dan Hawkins and UC Davis student-athletes are available for interviews in person or by telephone throughout the season. All interviews must be coordinated with Eric Bankston (football contact) and requested at least 24 hours in advance. Postgame interviews with Coach Hawkins and student-athletes will take place inside the Bruce Edwards Club Room at home games, and outside the team's locker room when the Aggies are on the road. Athletics Communications staff will coordinate postgame interviews during the final minutes of the game; please note that UC Davis' locker room is not open or available before or after games.

Press seating inside Aggie Stadium's press box is available solely for the use of credentialed media, please submit your request to Eric Bankston at least 24 hours before kickoff. Credential requests do not automatically guarantee entrance and are approved on a case-by-case basis. Media can pick up their credential by showing a valid ID at Aggie Stadium's West Entrance, located off Health Sciences Drive.

UC Davis Athletics Communications

	Cell Phone	Office Phone	E-Mail	Mailing Address
Eric Bankston (FB contact)	714/ 705-3742	530/ 752-3505	elbankston@ucdavis.edu	Hickey Gym 264 One Shields Ave. Davis, CA 95616
Christy Effendie (FB assistant)	818/ 983-9947	-	cneffendie@ucdavis.edu	
Mark Honbo	530/ 979-1744	530/ 752-8050	mwhonbo@ucdavis.edu	
Jason Spencer	714/ 904-7547	530/ 752-2663	jjspencer@ucdavis.edu	
Bryn Lutz	760/ 707-4094	530/ 752-3860	bmlutz@ucdavis.edu	
Katy Nogaki	714/ 350-5089	530/ 752-2186	kenogaki@ucdavis.edu	Fax 530/ 752-3644

BIG SKY CONFERENCE FOOTBALL

	Conference					Overall					
	W	L	Pct	Home	Away	W	L	Pct	Home	Away	Streak
UC DAVIS	0	0	.000	0	0	0	0	.000	0-0	0-0	-
Eastern Washington	0	0	.000	0	0	0	0	.000	0-0	0-0	-
Idaho State	0	0	.000	0	0	0	0	.000	0-0	0-0	-
Montana	0	0	.000	0	0	0	0	.000	0-0	0-0	-
Montana State	0	0	.000	0	0	0	0	.000	0-0	0-0	-
North Dakota	0	0	.000	0	0	0	0	.000	0-0	0	-
Northern Arizona	0	0	.000	0	0	0	0	.000	0-0	0-0	-
Northern Colorado	0	0	.000	0	0	0	0	.000	0-0	0-0	-
Sacramento State	0	0	.000	0	0	0	0	.000	0-0	0-0	-
Southern Utah	0	0	.000	0	0	0	0	.000	0-0	0-0	-
Cal Poly	0	0	.000	0	0	0	1	.000	0-1	0-0	L1
Portland State	0	0	.000	0	0	0	1	.000	0-0	0-1	L1

ROOT SPORTS PLAYERS OF THE WEEK

	Offense	Defense	Special Teams
Aug. 28	Joe Protheroe, Cal Poly	Davond Dade, Portland State	Hayden Cowden, Portland State
Sept. 4			
Sept. 11			
Sept. 18			
Sept. 25			
Oct. 2			
Oct. 9			
Oct. 16			
Oct. 23			
Oct. 30			
Nov. 6			
Nov. 13			
Nov. 20			

BIG SKY SCHEDULE

This Week's Games

North Dakota at Utah (Thu., 4:30 p.m.)	Cal Poly at San Jose State (4:30 p.m.)
Western Oregon University at Idaho State (Thu., 5:30 p.m.)	Southern Utah at Oregon (5 p.m.)
Sacramento State at Idaho (Fri., 6 p.m.)	University of Montana Western at Weber State (6 p.m.)
Eastern Washington at Texas Tech (11 a.m.)	Montana State at Washington State (7:30 p.m.)
Valparaiso University at Montana (11 a.m.)	Northern Arizona at Arizona (8 p.m.)
Portland State at Oregon State (11 a.m.)	
College of Idaho at Northern Colorado (1 p.m.)	

All times Pacific, games take place on Saturday unless noted

THIS IS UC DAVIS**2016-17 HIGHLIGHTS - UC DAVIS ATHLETICS**

- Men's basketball earned its first trip to the NCAA Tournament. The Aggies collected their first-ever Tournament victory by defeating North Carolina Central in the First Four and advanced to the Midwest Regional to face Kansas.
- Women's basketball advanced to the Sweet 16 of the Women's NIT.
- Men's water polo won another league title last year to earn their fifth NCAA Tournament appearance, and first since 1997.
- Burgeoning donor base provide support at historic levels: Donations, benefiting over 60 funds within the department, reached an all-time high of \$4.9 million, breaking the previous record (set in 2010-2011) by nearly \$1.3 million.
- The families of Mike Child and Steve Meisel created UC Davis' first endowed head coaching position. Thanks to their generous contributions, the head coaching position for men's water polo, held by Dan Leyson, was renamed the Child and Meisel Families Director of Men's Water Polo.

DID YOU KNOW?

- With more than 7,500 undergraduate and graduate students earning degrees at last spring's commencements, UC Davis reached a new milestone — more than 250,000 living alumni.
- UC Davis, is a public research university located in Davis, California, 15 minutes west of Sacramento - the capital of California. The campus covers 7,309 acres, making it the largest within the 10-campus University of California system. Classified as a Public Ivy, a publicly funded university considered as providing a quality of education comparable to those of the Ivy League, the university offers over 100 undergraduate majors.

REMEMBER YOUR ROOTS

- Short courses were first offered in 1908 and UC, Davis opened its doors as the "University Farm" to 40 degree students (all male from UC Berkeley, who participated in the school's first three-year program that commenced in January 1909.

SHE'S AN AGGIE? HE IS TOO?

- A list of well-known UC Davis athletics alums includes:
 - Dan Hawkins, former head football coach at Boise State, Colorado, and Canadian Football League's Montreal Alouettes
 - Chris Petersen, head football coach at the University of Washington
 - Urijah Faber, wrestler; professional Mixed Martial Artist
 - Mike Bellotti, former head football coach at Oregon and current college football analyst at ESPN and ABC
 - Rolf Benirschke, Pro Bowl and All-Pro placekicker for the San Diego Chargers
 - Colton Schmidt, punter for the Buffalo Bills
 - Daniel Descalso, infielder (and World Series champion) as a member of the St. Louis Cardinals; now plays for the Arizona Diamondbacks
 - Scott Weltz 2012 Olympic finalists in 200 breaststroke, winner of 2012 USA Olympic trials in 200 breast with a meet record
 - Quincy Amarikwa, MLS player for the San Jose Earthquakes
 - Kim Conley, long distance runner that qualified for the 2012 and 2016 Olympics
 - Mark Grieb, former quarterback for the San Jose SaberCats
 - Daryl Gross, former Director of Athletics at Syracuse University and current AD at Cal State Los Angeles
 - Ken O'Brien, 11-year quarterback for the New York Jets and Philadelphia Eagles
 - J.T. O'Sullivan, quarterback for the Cincinnati Bengals and San Francisco 49ers

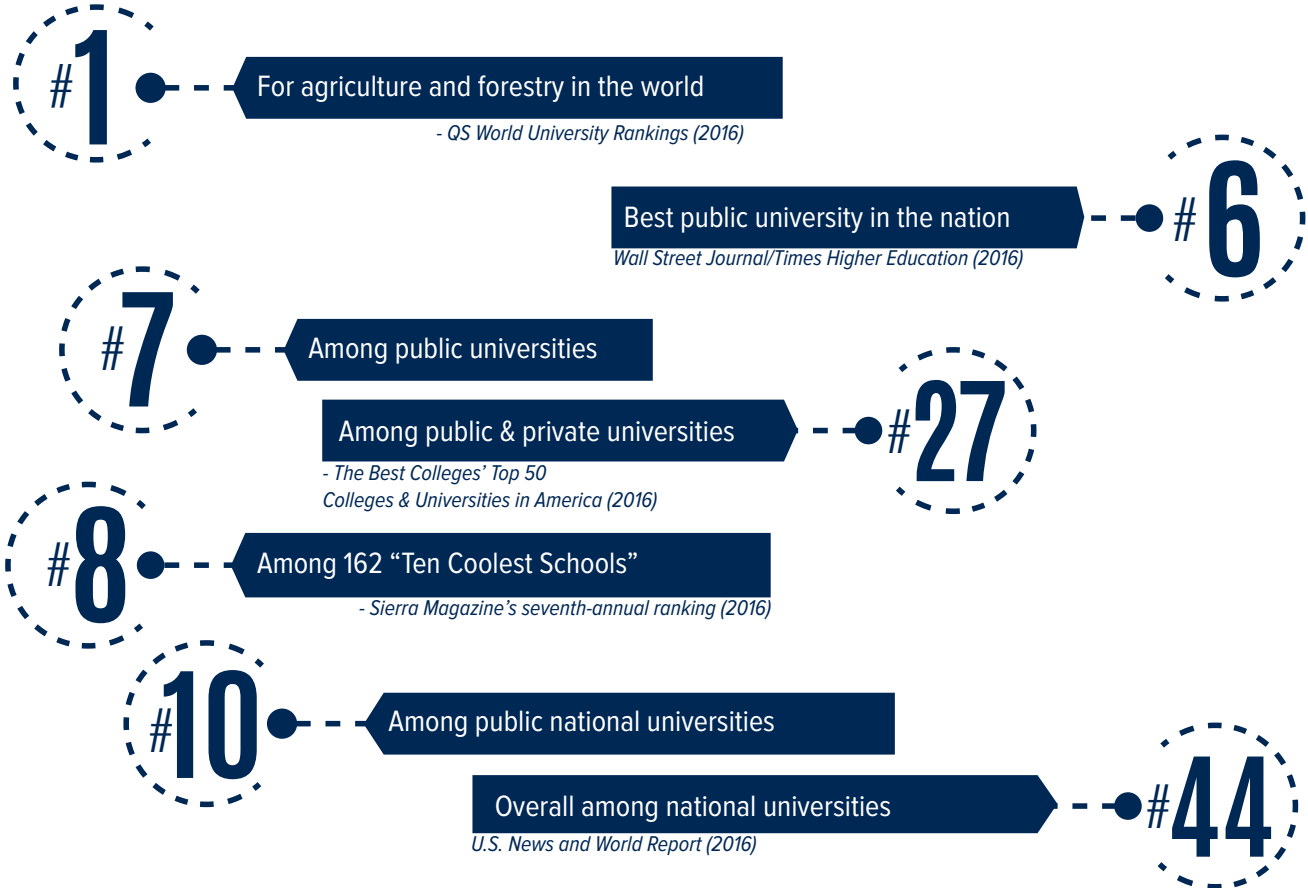
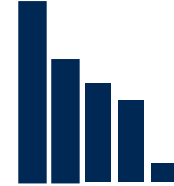
• Other prominent Aggies include:

- John Watson, CEO, Chevron
- Tani Cantil-Sakauye, Chief Justice of California
- Howard Beck, sports journalist
- Amy Gutierrez, aka Amy G, sports journalist and sideline reporter for Comcast SportsNet Bay Area (San Francisco Giants)
- Josh Davis, aka DJ Shadow
- Anna Escobedo Cabral, Treasurer of the United States (2005-09)
- John Harris, owner of Harris Ranch in the Central Valley
- Jeffrey Katz, former CEO of Leapfrog Enterprises, and Orbitz
- Tony Miller, former California Secretary of State
- Jackie Speier, U.S. Representative, California 14th Congressional District
- Ann Veneman, former head of U.S. Department of Agriculture and Executive Director of UNICEF
- Hasan Minhaj, stand-up comedian
- Martin Yan, Chef - host of the award-winning TV show, Yan Can Cook

UC DAVIS IS THE IDEAL COMBINATION OF
DIVISION I ATHLETICS, ELITE ACADEMICS AND PERSONAL GROWTH

U C D A V I S S T A T S

HOW WE RANK



Outstanding students: The average GPA of fall 2014 admitted freshmen was 4.07 and 3.48 for transfer students. The majority of UC Davis graduates pursuing a post-secondary degree attend their first- or second-choice institution.

Comprehensive majors: UC Davis offers more than 100 academic majors and 96 graduate programs in four globally respected colleges: Agricultural and Environmental Sciences; Biological Sciences; Engineering; and Letters and Science.

Most professional schools: UC Davis is the only UC campus with professional schools in all of the following disciplines: business management, education, law, medicine, nursing and veterinary medicine.

California depends on UC Davis: One in every 204 Californians is a UC Davis alum. Recent alumni earn a median annual salary of \$51,700, and experienced alumni earn \$94,600.

UC Davis celebrates diversity: UC Davis is highly ranked among the most ethnically diverse large national research universities by U.S. News & World Report and ranks ninth among leading institutions hosting international scholars.

What are your professional goals? UC Davis can help you achieve them!

UC Davis is the top-ranked UC and No. 62 nationally in alumni earnings above expectation (The Economist, 2015).

TRUE UNIVERSITY AMBASSADORS

- Excelling on the field and in the classroom, UC Davis student-athletes compete in 23 intercollegiate sports (14 women's and nine men's) and are enrolled in 93 different undergraduate majors offered by the University, and hold an average GPA of 3.0 - higher than the campus average)
- Eight UC Davis athletic teams posted the highest NCAA Graduation Success Rates in their respective conferences, while four programs were honored with Public Recognition Awards by the NCAA after their Academic Progress Rate stood among the top 10 percent of their respective sports
- All told, a total of 149 student-athletes earned all-academic honors.
- Ranked No. 6 among all public schools in the nation, UC Davis offers nearly 100 graduate programs and more than 100 undergraduate majors across four colleges and six professional schools, including the world's top-ranked veterinary science and agriculture programs
- UC Davis student-athletes and coaches found ways to give back to the community, honored by the University's Community Service Resource Center for their part in contributing more than 100,000 hours to helping those in need through various projects

UC DAVIS' #AGSCENSION CONTINUES

- The Dan Hawkins era will officially kick-off on Sept. 2 when UC Davis visits San Diego State for its 2017 season opener
- Coach Hawkins is the 17th head coach in the program's history

IRON SHARPENS IRON

- SDSU is the first of six 2016 postseason opponents on the Aggies' schedule this year
- Other opponents include San Diego, Weber State, North Dakota, Eastern Washington and Cal Poly

OH CAPTAIN, MY CAPTAIN

- UC Davis' 2017 team captains, as voted on by the student-athletes, are:

Derek Baljeu - Gr., TE
 Keleen Culberson - Sr., DB
 Brock Dale - Sr., QB

FROM THE PAST TO THE PRESENT

- The '17 season is the Aggies' 98th overall
- Due to World War II, UC Davis did not compete in 1943, 1944 and 1945; the Ags did not compete in 1918
- Football posted winning records for 37 consecutive seasons, from 1970 through 2006
- During part of that timespan, the Ags won 20

straight conference titles (1971-1990)

- This is UC Davis' sixth year as a Big Sky member
- UC Davis' inaugural Big Sky season took place in 2012
- Prior to joining the Big Sky Conference in 2012, UC Davis' previous conference affiliations include:

Great West Conference

2004-11

Division II Independent

1994-2003

American West Conference

1993

Northern California Athletic Conference

1982-92

Far Western Conference

1925-81

FOOTBALL TAKES COACH HAWKINS AROUND THE WORLD

- UC Davis alum ('84) and new head coach Dan Hawkins is respected nationwide for his football acumen, knowledge and experiences gained around the world
- In addition to his head coaching stints at Boise State and Colorado, Coach Hawkins also held the following football-related positions:

ESPN, Sirius XM - College Football Analyst
 USA Football - Head Coach
 Montreal Alouettes - Head Coach
 Vienna Vikings - Offensive Coordinator
 Willamette University - Head Coach
 Sonoma State University - Defensive Coordinator
 College of the Siskiyous - Offensive Coordinator
 Christian Brothers High School - Head Coach
 UC Davis - Head Coach Defensive Coordinator
 Freshmen; Varsity LB Coach

UC DAVIS WELCOMES RECORD-SETTING NLI SIGNING CLASS

- First-year UC Davis head football coach Dan Hawkins announced 30 NLI commitments on the opening day of the 2017 window (Feb. 1, 2017)
- Including the two mid-year transfer signees from last December, the 2016-17 recruiting class to (32) is significantly larger than the Aggies' previous record class of 18, set in 2010
- Hawkins' first class largely consists of Californians (28), with representation from Oregon and Arizona
- Four members of this NLI class are JC transfers
- Hawkins took over as UC Davis' 17th all-time head football coach on November 28, and largely assembled his coaching staff during the latter parts of December, resulting in a short window for finalizing recruiting

2016 NCAA RANKINGS

Category (TEAM)	Rank/Statistic
3rd Down Conversion Pct.....	80/349
4th Down Conversion Pct.....	58/500
Defensive TDs	16/3
Fewest Penalties	60/72
Fewest Penalties/Gm.....	65/6.55
Net Punting.....	35/36.85
Passing Offense.....	37/238.2
Passing Yards/Completion.....	63/12.02
Scoring Offense.....	47/28.2
Team TFLs.....	30/6.7
Total Offense	45/393.5

Category (INDIVIDUAL)	Rank/Statistic
All Purpose	Manusamoa Luuga..... 38/119.36
	Josh Kelley..... 57/107.18
Completion Pct.	Ben Scott.....45/581
Passing TDs	Ben Scott.....46/16
Passing YPG	Ben Scott.....30/226.6
Punting	Colby Wadman..... 8/43.2
Receiving TDs	Keelan Doss..... 19/10
Receiving Yards	Keelan Doss.....33/911
Receiving YPG	Keelan Doss.....30/82.8
Receptions/Gm.	Keelan Doss.....21/6.0
Rush Yards/Carry	Manusamoa Luuga..... 65/5.06
Rushing TDs	Manusamoa Luuga.....19/11
Rushing Yards	Manusamoa Luuga..... 19/1077
Rushing YPG	Manusamoa Luuga.....17/97.9
Scoring	Manusamoa Luuga.....68/6.5
	Matt Blair.....87/6.0
Total Offense	Ben Scott.....49/226.8
Total TDs	Manusamoa Luuga.....32/12
	Keelan Doss.....55/10
Yds./Pass Att.	Ben Scott.....44/7.24

BIG SKY RANKINGS (TEAM)

Category	Rank/Statistic
Scoring Offense.....	9/28.2
Rushing Offense.....	10/155.3
Scoring Defense.....	10/37.1
Rushing Defense.....	9/199.5
Total Offense.....	7/393.5
Pass Offense.....	7/238.2
Total Defense.....	8/437.4
Pass Defense.....	6/237.9
Punting.....	8/36.9
Field Goals.....	T-7/11-16 (.688)
Sacks By-Yards.....	T-8/11-135
3rd-Down Conversions.....	10/53-152 (.349)
Sacks Against.....	T-3/16-102
Opp. 3rd-Down Conversions.....	10/70-154 (.455)
4th-Down Conversions.....	10/8-16 (.500)
Opponent 4th-Down Conversions.....	9/9-14 (.643)

BIG SKY RANKINGS (INDIVIDUAL)

Category	Rank/Statistic
Rushing	Manusamoa Luuga 2/97.9
Total Offense	Ben Scott 8/226.8
Passing Avg./Gm.	Ben Scott 7/226.6
Pass Efficiency	Ben Scott 8/132.0
Scoring (TDs)	Manusamoa Luuga T-6/12
Receptions/Gm.	Keelan Doss 4/6.0
Scoring (Kick)	Matt Blair T-6/66
Receiving YPG	Keelan Doss 5/82.8
Kick Return Avg.	Josh Kelley 3/24.3
All Purpose	Manusamoa Luuga 4/119.4
	Josh Kelley 8/107.2
Punting	Colby Wadman 3/43.2
Field Goals	Matt Blair 4/11
Tackles	Zach Jones T-36/63
	Ryan Parenteau 48/55
TFLs	Anthony Baumgart T-17/8.5
Passes Defended	Keleen Culberson T-4/12

9-2 at San Diego State >> San Diego, Calif.

WELCOME HOME, COACHES

- Coach Hawkins is not the only Aggie alum on the coaching staff since two assistant coaches also possess ties to the university
- Offensive coordinator Tim Plough has a full decade of experience as part of UC Davis football: four years as a letterwinner (QB) and another five on staff
- Assistant coach Tim Keane (offensive line) was the starting center for the Aggies from 2003-06
- He was a member of the UC Davis team that upset Stanford on its own field

DOSS EARNS PRESEASON HONORS

- Junior wide receiver Keelan Doss earned a spot on the 2017 Big Sky Preseason All-Conference Team, as announced during the league's annual summer media event
- The Alameda native ended the 2016 season ranked tied for No. 19 in the FCS with 10 receiving touchdowns and No. 21 in receptions per game (6.0)
- Among all league wide receivers, he also ranked No. 4 and No. 5 respectively in receptions and receiving yards per game
- In addition to posting top national and conference figures, Doss also led all UC Davis players in six major receiving categories: receptions (66), receptions per game, yards (911), yards per reception (13.8), touchdowns and receiving yards per game (82.8)
- HERO Sports also recognized Doss' breakout season by selecting him to its Sophomore All-America team

ALL-BIG SKY TALENT IS BACK FOR ANOTHER SEASON

- In addition to Doss, three 2016 All-Big Sky selections return this season for the Aggies: Julian Bertero (Sr., OL), Nas Anesi (So., LB), and Keelen Culberson (Sr., DB)
- Another four All-Big Sky selections graduated last spring: Christian Schneider (OT), Zak Pettit (DT), Zach Jones (S), Colby Wadman (P)

HELLO AMERICA

- UC Davis will appear twice on Eleven Sports, the Big Sky Conference's new television partner
- The network's first Big Sky football broadcast will involve the Aggies when Eleven Sports airs their Sept. 16 matchup at Portland State (2 p.m.)
- Eleven Sports will visit Aggie Stadium two weeks later when UC Davis hosts North Dakota in a 6 p.m. league tilt on Sept. 30
- Eleven Sports Network launched an American channel in March of 2017, and will air nearly 40 league events during the 2017-18 season

- Eleven Sports Network is available on DirecTV channel 623. Roughly 3.1 DirecTV viewers subscribe to a sports package that includes Eleven Sports, which is also available on AT&T Uverse (Channel 1665), Verizon FiOS (Channel 597) and Google Fiber (Channel 251)
- DirecTV is in more than 21 million homes, all with access to Eleven Sports
- All Eleven Sports Big Sky Conference events will also stream live for free on Pluto TV

NO LONGER A PLANET, NOW A NEW BIG SKY PARTNER

- The Big Sky Conference is the first mid-major conference with its own 24/7 "Over The Top" channel. The Big Sky's primary channel is 230 on Pluto TV
- OTT platforms have become a very popular way for consumers to view video, audio and other media content transmitted via the Internet, and not through traditional cable or satellite companies
- Pluto TV is the leading free "Over The Top" television service in America with more than 6 million active users per month, and growing each month
- Pluto TV is the leading free Internet-based TV service that is available on almost any device such as Roku, Apple TV, Android TV, Google Chromecast, Amazon Fire TV, PlayStation, Xbox, and smart TVs like Sony, Samsung, Vizio and more
- Pluto TV is also available through a free app on mobile and table devices (i.e. iOS and Android), as well as traditional PCs
- All content on Pluto TV is free, including its Video on Demand
- Pluto TV content, provided by Big Sky schools, is available on the following channels:

245 - UC Davis

- 232 - Portland State
- 233 - Sacramento State
- 234 - Eastern Washington
- 235 - Weber State
- 236 - Southern Utah
- 237 - Montana
- 238 - Montana State
- 239 - Northern Arizona
- 240 - North Dakota
- 241 - Northern Colorado
- 242 - Idaho
- 243 - Idaho State
- 244 - Cal Poly

2016 TEAM INFORMATION

TEAM Statistics	UC Davis	SDSU
SCORING	310	493
Points/game	28.2	35.2
Points off Turnovers	39	118
FIRST DOWNS	213	278
Rushing	78	165
Passing	110	94
Penalty	25	19
RUSHING YARDAGE	1708	3680
Yards Gained Rushing	1940	4044
Yards Lost Rushing	232	364
Rushing Attempts	359	636
Average Per Rush	4.8	5.8
Average Per Game	155.3	262.9
TDs Rushing	17	34
PASSING YARDAGE	2620	2023
Comp-Att-Int	218-386-7	155-256-6
Average Per Pass	6.8	7.9
Average Per Catch	12.0	13.1
Average Per Game	238.2	144.5
TDs Passing	19	20
TOTAL OFFENSE	4328	5703
Total Plays	745	892
Average Per Play	5.8	6.4
Average Per Game	393.5	407.4
KICK RETURNS: #-Yds.	43-853	35-984
PUNT RETURNS: #-Yds.	9-51	30-271
INT. RETURNS: #-Yards	7-60	26-364
KICK RETURN AVERAGE	19.8	28.1
PUNT RETURN AVERAGE	5.7	9.0
INT RETURN AVERAGE.	8.6	14.0
FUMBLES-LOST	12-6	16-9
PENALTIES-Yards	72-589	98-845
Average Per Game	53.5	60.4
PUNTS-Yards	62-2677	63-2602
Average Per Punt	43.2	41.3
Net Punt Avg.	36.9	36.9
KICKOFFS-Yards	59-3418	94-5891
Average Per Kick	57.9	62.7
Net Kick Average	33.7	41.0
TIME OF POSSESSION/Game	30:17	31:23
3rd-DOWN CONVERSIONS	53/152	69/171
3rd-Down Pct.	35%	40%
4TH-DOWN CONVERSIONS	8/16	6/13
4th-Down Pct.	50%	46%
SACKS BY-Yards	18-134	38-246
MISC. YARDS	0	0
TOUCHDOWNS SCORED	40	62
FIELD GOALS-ATTEMPTS	11-16	21-23
ON-SIDE KICKS	1-3	0-0
RED-ZONE SCORES	(35-45) 78%	(44-50) 88%
RED-ZONE TDs	(27-45) 60%	(30-50) 60%
PAT-ATTEMPTS	(33-39) 85%	(56-58) 97%
ATTENDANCE	31931	223735
Games/Avg. Per Game	5/6386	6/37289

SCORE BY QUARTERS

	1st	2nd	3rd	4th	OT	Total
UC Davis	84	92	54	80	0	310
Opponents	82	144	107	75	0	408



UC DAVIS FOOTBALL IS BACK ON KHTK

- As has been the case for more than two decades, CBS RADIO's Sports 1140 KHTK will continue to air Aggie football broadcasts throughout the 2017 season as the team's flagship station
- Calling all football games this season are Scott Marsh (PBP) and Doug Kelly (Analyst)
- Marsh and Kelly's pregame show will begin 30 minutes before kickoff
- In addition to their broadcast on 1140AM, fans can listen to the duo call the action live online at UCDavisAggies.com

FORMER DIVISION II FOES FACE ONE ANOTHER IN 2019

- UC Davis and North Dakota State (winners of five consecutive national championships) have finalized an agreement to play a non-conference game inside the Fargodome on Sept. 21, 2019
- This is the first matchup between the Aggies and Bison since the 2007 season
- Entering the 2017 season, UC Davis is responsible for NDSU's last non-conference home loss (9/13/03)

FARM VS. FARM, FOOTBALL EDITION

- The fourth Farm vs. Farm football matchup, involving UC Davis and Stanford, will take place on Sept. 15, 2018, at Stanford Stadium
- This is the first head-to-head contest since the Aggies visited Stanford for their 2014 season opener
- Even though UC Davis and Stanford are separated by just over 100 miles, only three games between them have taken place since they first met in 1932
- Seventy-three years after that series opener, the Aggies recorded one of the most memorable victories in program history when the 2005 squad defeated the Cardinal, on their own turf, by a 20-17 score

THANK YOU UC DAVIS FACULTY AND STAFF

- UC Davis faculty and staff have an opportunity, thanks to a partnership involving UC Davis Staff Assembly and UC Davis Athletics, to receive two free tickets for the first home football game of the season
- UC Davis will host San Diego on Sept. 9; kickoff is set for 6 p.m. inside Aggie Stadium
- Faculty and staff can collect their free tickets by mentioning the code "StaffAggiePride"
- Faculty and staff will need to show their campus ID when claiming their tickets in person at the Athletic Ticket Office, located at Aggie Stadium (M-F 10 a.m.-5 p.m.), or enter their UC Davis e-mail address online by visiting the

[tickets portal on UCDavisAggies.com](http://tickets.portal.on.UCDavisAggies.com)

UC DAVIS' IRONMAN

- When the Aggies take the field against San Diego State this weekend, Fred Arp will witness, in person, his 444th UC Davis consecutive football game
- Arp was an assistant coach with the Aggies for more than 40 years before retiring at the end of the 2007 season
- His accomplishments as defensive line coach, and his reverence from the players he mentored, led to his enshrinement in the Cal Aggie Athletics Hall of Fame in 2010

THE DEFINITION OF A STUDENT-ATHLETE

- The Aggies posted an NCAA Academic Progress Rate of 981, the highest among all Big Sky football programs for the fifth consecutive year
- The distinction earned them an APR Award from the FCS Athletics Directors Association for the fifth year in a row as well
- UC Davis has increased its APR each year during this impressive run and owns the second-longest active streak of APR Awards (Bryant University has won six straight)
- The APR measures student-athlete retention and eligibility and helps provide a real-time mark of classroom performance.

WHAT'S AN AGGIE?

- Aggie is a term for students of an (historically) agricultural school. Since schools like UC Davis & Texas A&M have agricultural roots, all students at schools such as these are "Aggies."
- The official UC Davis mascot is a mustang named Gunrock, hence the horse image.
- The name dates to 1921 when the U.S. Army brought a horse named Gun Rock to UC Davis to supply high-quality stock for cavalry horses. The mustang mascot was selected to honor that cavalry horse.

2016 STATS SNAPSHOT

Date	Opponent	Score	Att.
09/03/16	at #24 Oregon	L 28-53	53817
09/10/16	SOUTHERN OREGON	W 52-35	5433
09/17/16	at Wyoming Cowboys	L 22-45	18781
* 09/24/16	WEBER STATE	L 35-38	8426
* 10/01/16	at #4 Eastern Washington	L 30-63	10741
* 10/08/16	at Southern Utah	L 3-24	8107
* 10/15/16	NORTHERN COLORADO	W 34-21	6251
* 10/22/16	at #17 Cal Poly	L 16-21	11075
* 11/05/16	PORTLAND STATE	L 29-51	5665
* 11/12/16	at Montana State	L 13-27	15767
* 11/19/16	SACRAMENTO STATE	W 48-30	6156

* - Big Sky Game

Rushing	gp	att	gain	loss	net	avg	td	lg	avg/g
Manusamoa Luuga	11	213	1132	55	1077	5.1	11	90	97.9
Joshua Kelley	11	87	631	22	609	7.0	4	58	55.4
Mitchell Layton	8	9	25	2	23	2.6	0	13	2.9
Jared Harrell	7	3	16	0	16	5.3	0	8	2.3
C.J. Spencer	3	6	16	6	10	1.7	1	9	3.3
Justin Williams	9	1	2	0	2	2.0	0	2	0.2
Ben Scott	10	28	107	105	2	0.1	1	23	0.2
Total	11	359	1940	232	1708	4.8	17	90	155.3
Opponents	11	466	2507	313	2194	4.7	30	91	199.5

Passing	gp	effic	comp-att-int	pct	yds	td	lg	avg/g
Ben Scott	10	131.99	182-313-6	58.1	2266	16	65	226.6
Brock Dale	5	99.88	28-54-1	51.9	254	2	20	50.8
C.J. Spencer	3	103.68	8-19-0	42.1	100	1	35	33.3
Total	11	126.11	218-386-7	56.5	2620	19	65	238.2
Opponents	11	150.11	189-307-7	61.6	2617	20	93	237.9

Receiving	gp	no.	yds	avg	td	lg	avg/g
Keelan Doss	11	66	911	13.8	10	58	82.8
Chris Martin	11	27	285	10.6	0	34	25.9
Manusamoa Luuga	11	23	236	10.3	1	49	21.5
Jared Harrell	7	15	199	13.3	2	35	28.4
Luke Williams	7	12	154	12.8	2	40	22.0
Ramon Vargas	3	11	225	20.5	1	65	75.0
Gabe Martinez	11	10	89	8.9	0	20	8.1
Corey Collins	11	9	73	8.1	0	15	6.6
Nehemiah Winston	10	8	162	20.2	2	52	16.2
Wesley Preece	11	8	59	7.4	0	21	5.4
Justin Clarkston	7	5	96	19.2	0	36	13.7
Ethan Hicks	11	5	10	2.0	1	4	0.9
Nas Anesi	11	3	36	12.0	0	27	3.3
Dan Plum	11	3	23	7.7	0	12	2.1
Khri Vaughn	2	3	17	5.7	0	9	8.5
Total	11	218	2620	12.0	19	65	238.2
Opponents	11	189	2617	13.8	20	93	237.9

Field Goals	fg	pct.	01-19	20-29	30-39	40-49	50-99	lg	blk
Matt Blair	11-16	68.8	0-0	5-7	3-5	3-3	0-1	48	2

Scoring	td	fg	PAT			dxp	saf	pts
			kick	rush	rcv			
Manusamoa Luuga	12	-	-	-	-	-	-	72
Matt Blair	-	11-16	33-39	-	-	-	-	66
Keelan Doss	10	-	-	-	-	-	-	60
Joshua Kelley	5	-	-	-	-	-	-	30
Nehemiah Winston	2	-	-	-	-	-	-	12
Luke Williams	2	-	-	-	-	-	-	12
Jared Harrell	2	-	-	-	-	-	-	12
C.J. Spencer	1	-	-	-	-	-	-	6
Anthony Baumgart	1	-	-	-	-	-	-	6
Isiah Olave	1	-	-	-	-	-	-	6
Keelen Culberson	1	-	-	-	-	-	-	6
Ethan Hicks	1	-	-	-	-	-	-	6
Ramon Vargas	1	-	-	-	-	-	-	6
Ben Scott	1	-	-	-	-	1-1	-	6
TEAM	-	-	-	-	-	-	1	2
Total	40	11-16	33-39	-	1	1-1	-	310
Opponents	52	14-19	46-46	4-6	-	-	-	408

Score by Quarters	1st	2nd	3rd	4th	OT	Total
UC Davis	84	92	54	80	0	310
Opponents	82	144	107	75	0	408

Record:	Overall	Home	Away	Neutral
All games	3-8	3-2	0-6	0-0
Conference	2-6	2-2	0-4	0-0
Non-Conference	1-2	1-0	0-2	0-0

Team Statistics	UCD	OPP
FIRST DOWNS	213	243
Rushing	78	110
Passing	110	112
Penalty	25	21
RUSHING YARDAGE	1708	2194
Rushing Attempts	359	466
Average Per Rush	4.8	4.7
Average Per Game	155.3	199.5
TDs Rushing	17	30
PASSING YARDAGE	2620	2617
Comp-Att-Int	218-386-7	189-307-7
Average Per Pass	6.8	8.5
Average Per Catch	12.0	13.8
Average Per Game	238.2	237.9
TDs Passing	19	20
TOTAL OFFENSE	4328	4811
Average Per Play	5.8	6.2
Average Per Game	393.5	437.4
KICK RETURNS: #Yards	43-853	47-1178
PUNT RETURNS: #Yards	9-51	13-212
INT RETURNS: #Yards	7-60	7-99
FUMBLES-LOST	12-6	13-6
PENALTIES-Yards	72-589	86-730
PUNTS-AVG	62-43.2	51-40.2
TIME OF POSSESSION/Game	30:17	29:43
3RD-DOWN Conversions	53/152	70/154
4TH-DOWN Conversions	8/16	9/14

Interceptions	no.	yds	avg	td	lg
Keelen Culberson	1	32	32.0	0	32
Darryl Graham	1	2	2.0	0	2
Isiah Olave	1	11	11.0	1	11
Mitch Casas	1	0	0.0	0	0
Anthony Baumgart	1	15	15.0	0	15
Zach Jones	1	0	0.0	0	0
Ryan Parenteau	1	0	0.0	0	0

Punting	no.	yds	avg	lg	tb	fc	i20	50+	blk
Colby Wadman	62	2677	43.2	66	9	24	11	17	0

Punt Returns	no.	yds	avg	td	lg
Isiah Olave	7	49	7.0	0	20
Chris Martin	2	2	1.0	0	2
Total	9	51	5.7	0	20
Opponents	13	212	16.3	0	46

Kick Returns	no.	yds	avg	td	lg
Joshua Kelley	23	559	24.3	1	91
Justin Williams	12	172	14.3	0	24
Jared Harrell	6	114	19.0	0	28
Ethan Hicks	1	8	8.0	0	8
Dan Plum	1	0	0.0	0	0
Total	43	853	19.8	1	91
Opponents	47	1178	25.1	0	65

All Purpose	g	rush	rcv	pr	kr	ir	total	avg/g
Manusamoa Luu	11	1077	236	0	0	0	1313	119.4
Joshua Kelley	11	609	11	0	559	0	1179	107.2
Keelan Doss	11	0	911	0	0	0	911	82.8
Jared Harrell	7	16	199	0	114	0	329	47.0
Chris Martin	11	0	285	2	0	0	287	26.1
Total	11	1708	2620	51	853	60	5292	481.1
Opponents	11	2194	2617	212	1178	99	6300	572.7

Total Offense	g	plays	rush	pass	total	avg/g
Ben Scott	10	341	2	2266	2268	226.8
Manusamoa Luuga	11	213	1077	0	1077	97.9
Joshua Kelley	11	87	609	0	609	55.4
Brock Dale	5	58	-2	254	252	50.4
C.J. Spencer	3	25	10	100	110	36.7
Total	11	745	1708	2620	4328	393.5
Opponents	11	773	2194	2617	4811	437.4

2016 TEAM STATS

Team Statistics	UC DAVIS	OPP
SCORING	310	408
Points Per Game	28.2	37.1
Points Off Turnovers	39	63
FIRST DOWNS	213	243
Rushing	78	110
Passing	110	112
Penalty	25	21
RUSHING YARDAGE	1708	2194
Yards gained rushing	1940	2507
Yards lost rushing	232	313
Rushing Attempts	359	466
Average Per Rush	4.8	4.7
Average Per Game	155.3	199.5
TDs Rushing	17	30
PASSING YARDAGE	2620	2617
Comp-Att-Int	218-386-7	189-307-7
Average Per Pass	6.8	8.5
Average Per Catch	12.0	13.8
Average Per Game	238.2	237.9
TDs Passing	19	20
TOTAL OFFENSE	4328	4811
Total Plays	745	773
Average Per Play	5.8	6.2
Average Per Game	393.5	437.4
KICK RETURNS: #-Yards	43-853	47-1178
PUNT RETURNS: #-Yards	9-51	13-212
INT RETURNS: #-Yards	7-60	7-99
KICK RETURN AVERAGE	19.8	25.1
PUNT RETURN AVERAGE	5.7	16.3
INT RETURN AVERAGE	8.6	14.1
FUMBLES-LOST	12-6	13-6
PENALTIES-Yards	72-589	86-730
Average Per Game	53.5	66.4
PUNTS-Yards	62-2677	51-2050
Average Per Punt	43.2	40.2
Net punt average	36.9	37.6
KICKOFFS-Yards	59-3418	75-4563
Average Per Kick	57.9	60.8
Net kick average	33.7	40.1
TIME OF POSSESSION/Game	30:17	29:43
3RD-DOWN Conversions	53/152	70/154
3rd-Down Pct	35%	45%
4TH-DOWN Conversions	8/16	9/14
4th-Down Pct	50%	64%
SACKS BY-Yards	18-134	16-102
MISC YARDS	0	20
TOUCHDOWNS SCORED	40	52
FIELD GOALS-ATTEMPTS	11-16	14-19
ON-SIDE KICKS	1-3	0-0
RED-ZONE SCORES	(35-45) 78%	(42-49) 86%
RED-ZONE TOUCHDOWNS	(27-45) 60%	(31-49) 63%
PAT-ATTEMPTS	(33-39) 85%	(46-46) 100%
ATTENDANCE	31931	118288
Games/Avg Per Game	5/6386	6/19715
Neutral Site Games		0/0

Score by Quarters	1st	2nd	3rd	4th	OT	Total
UC Davis	84	92	54	80	0	310
Opponents	82	144	107	75	0	408

2016 DEFENSIVE STATS

#	Defensive Leaders	gp	Tackles			tfl/yds	Sacks	Pass defense			Fumbles		blkd	
			ua	a	tot		no-yds	int-yds	brup	qbh	rcv-yds	ff	kick	saf
44	Zach Jones	11	51	12	63	2-5	.	1-0	2	.	.	3	.	.
11	Nas Anesi	11	33	27	60	5-14	1-9	.	.	1
28	Ryan Parenteau	11	39	16	55	5-16	1-9	1-0	1	.	.	1	.	.
8	Keleen Culbertson	11	35	12	47	6-24	1-7	1-32	11	.	1-21	.	.	.
92	Anthony Baumgart	11	32	13	45	9-44	3-21	1-15	2	1	1-61	1	.	.
54	Ryan Bua	6	32	10	42	8-51	5-42
90	Zak Pettit	11	25	17	42	10-33	2-12	.	.	2	1-0	2	.	.
2	Delvin Alexander	10	20	17	37	3-12	1-2	.	1
21	Darryl Graham	10	23	12	35	1-1	.	1-2	4	.	1-0	.	.	.
5	Isiah Olave	11	24	11	35	3-7	.	1-11	6	1
75	Inoke Raikadroka	10	19	5	24	4-12	1-6	.	.	.	1-0	.	.	.
52	Brady Stibi	5	7	15	22	1-1	.	.	1	1
10	Brandon Weaver	9	13	8	21	4-11	1-8	.	1
58	Christian Leota	11	9	12	21	3-6
23	Bransin Johnson	8	11	7	18	.	.	.	1
33	Quincy Bennett	10	10	7	17	2-3	.	.	1	.	.	1	.	.
20	Vincent White	11	10	6	16	1-1	.	.	3	.	1-1	.	.	.
94	Jordan Franklin	10	12	4	16	2-8
93	Erik Holmer	11	11	4	15	3-10
57	Xavier Griggs	11	12	2	14	2-3
53	Russell Reeder	4	8	5	13	2-5	1-4
99	Bryce Rodgers	11	7	3	10	1-5
59	Terrell Sayles	8	7	2	9	1-1
42	Deandre Diggs-Ray	10	2	6	8	2-3
41	Joshua Kelley	11	5	1	6
34	Justin Williams	9	4	2	6
48	Brandon Jamison	8	2	2	4	3-14	3-14
37	Mitch Casas	10	2	2	4	1-0	.	1-0	2
10	Manusamoa Luuga	11	1	3	4	1-1	.	.	1
46	Forrest Ferguson	5	4	.	4
96	Hunter O'Brion	8	1	2	3	1-0
91	Nick Fehrenbach	5	2	1	3
30	Ethan Hicks	11	2	.	2
47	George Lamien	3	2	.	2
88	Dan Plum	11	2	.	2
15	Colby Wadman	11	.	1	1
3	Keelan Doss	11	.	1	1
32	Mitchell Layton	8	1	.	1
87	Jared Harrell	7	1	.	1
4	Corey Collins	11	1	.	1
81	Gabe Martinez	11	1	.	1	1	.
70	Christian Schneider	11	1	.	1
97	Justin Garza	5	.	1	1
39	Tiger Garcia	9	.	1	1
95	Roland Ocansey	4	.	1	1
43	Derek Baljeu	6	1-0	.	.	.
TM	TEAM	8	1
	Total	11	484	251	735	86-291	18-134	7-60	37	6	6-82	8	1	1
	Opponents	11	451	220	671	65-217	16-102	7-99	36	17	6-22	9	2	.

2016 GAME-BY-GAME STATS



Date	Opponent	Rushing				Receiving				Passing				Kick Returns				Punt Returns				tot off
		no.	yds	td	lg	no.	yds	td	lg	cmp-att-int	yds	td	lg	no.	yds	td	lg	no.	yds	td	lg	
09/03/16	at Oregon	33	89	4	20	27	303	0	50	27-47-1	303	0	50	2	19	0	12	1	0	0	0	392
09/10/16	SOUTHERN OREGON	31	226	3	90	23	391	4	65	23-31-0	391	4	65	5	105	0	28	1	19	0	19	617
09/17/16	at Wyoming Cowboys	26	74	0	25	19	189	2	25	19-33-1	189	2	25	5	138	0	55	1	20	0	20	263
09/24/16	WEBER STATE	26	98	0	23	22	282	3	52	22-36-0	282	3	52	5	158	1	91	2	7	0	7	380
10/01/16	at Eastern Washington	37	247	3	58	17	168	1	24	17-33-2	168	1	24	5	56	0	22	0	0	0	0	415
10/08/16	at Southern Utah	34	71	0	34	23	219	0	20	23-45-1	219	0	20	2	49	0	31	0	0	0	0	290
10/15/16	NORTHERN COLORADO	39	155	3	31	19	194	0	32	19-24-0	194	0	32	4	46	0	20	0	0	0	0	349
10/22/16	at Cal Poly	27	122	0	48	19	182	1	21	19-35-1	182	1	21	3	61	0	24	2	3	0	3	304
11/05/16	PORTLAND STATE	34	190	1	39	16	218	3	48	16-41-1	218	3	48	6	63	0	20	0	0	0	0	408
11/12/16	at Montana State	26	130	1	37	19	182	0	23	19-37-0	182	0	23	3	57	0	24	1	0	0	0	312
11/19/16	SACRAMENTO STATE	46	306	2	58	14	292	5	58	14-24-0	292	5	58	3	101	0	45	1	2	0	2	598
Opponents		359	1708	17	90	218	2620	19	65	218-386-7	2620	19	65	43	853	1	91	9	51	0	20	4328
Opponents		466	2194	30	91	189	2617	20	93	189-307-7	2617	20	93	47	1178	0	65	13	212	0	46	4811

Games: 11 • Avg/rush: 4.8 • Avg/catch: 12.0 • Pass effic: 126.11 • KR avg: 19.8 • PR avg: 5.7 • All purpose avg/game: 481.1 • Total offense avg/gm: 393.5

Date	Opponent	Tackles				Sacks	Fumble		Pass Defense			blkd kick	PAT Attempts			off		
		ua	a	total	tfl-yds		no-yds	ff	fr-yds	int-yds	qbh		brup	kick	rush	rcv	saf	t/o
09/03/16	at Oregon	42	22	64	3-12	3-12	2	2-0	0-0	1	3	0	4-4	0	0	0	7	28
09/10/16	SOUTHERN OREGON	43	29	72	10-17	0-0	0	1-0	4-17	0	7	0	7-7	0	0	0	10	52
09/17/16	at Wyoming Cowboys	36	40	76	9-18	0-0	2	1-21	0-0	0	0	0	1-3	0	0	0	6	22
09/24/16	WEBER STATE	46	28	74	6-13	1-6	1	0-0	2-32	2	5	0	3-3	0	1	0	3	35
10/01/16	at Eastern Washington	37	46	83	8-27	1-17	1	1-0	0-0	2	5	0	4-4	0	0	1	0	30
10/08/16	at Southern Utah	36	16	52	13-52	4-32	0	0-0	0-0	0	3	0	0-0	0	0	0	0	3
10/15/16	NORTHERN COLORAD	47	12	59	10-52	4-28	1	0-0	1-11	0	3	0	4-4	0	0	0	7	34
10/22/16	at Cal Poly	60	12	72	7-17	0-0	0	1-61	0-0	0	1	0	1-2	0	0	0	6	16
11/05/16	PORTLAND STATE	45	16	61	8-34	1-11	0	0-0	0-0	0	1	1	2-4	0	0	0	0	29
11/12/16	at Montana State	49	8	57	2-4	0-0	0	0-0	0-0	1	0	0	1-1	0	0	0	0	13
11/19/16	SACRAMENTO STATE	43	22	65	10-45	4-28	1	0-0	0-0	0	9	0	6-7	0	0	0	0	48
Opponents		484	251	735	86-291	20-134	8	6-82	7-60	6	37	1	33-39	0	1	1	39	310
Opponents		451	220	671	65-217	16-102	9	6-22	7-99	17	36	2	46-46	4	0	0	63	408

Date	Opponent	Punting										Field Goals			Kickoffs				
		no.	yds	avg	long	blkd	tb	fc	50+	i20	md-att	long	blkd	no.	yds	avg	tb	ob	
09/03/16	at Oregon	8	346	43.2	55	0	1	2	3	0	0-1	0	1	5	299	59.8	0	0	
09/10/16	SOUTHERN OREGON	6	236	39.3	48	0	0	3	0	4	1-1	29	0	9	550	61.1	2	0	
09/17/16	at Wyoming Cowboys	4	159	39.8	45	0	0	1	0	1	1-2	41	0	5	323	64.6	3	0	
09/24/16	WEBER STATE	6	250	41.7	54	0	0	3	1	1	2-3	48	1	7	442	63.1	0	0	
10/01/16	at Eastern Washington	9	366	40.7	60	0	1	3	3	2	0-0	0	0	5	300	60.0	1	0	
10/08/16	at Southern Utah	8	362	45.2	58	0	3	3	2	1	1-1	26	0	2	130	65.0	2	0	
10/15/16	NORTHERN COLORAD	3	132	44.0	54	0	0	1	2	1	2-3	38	0	7	367	52.4	1	0	
10/22/16	at Cal Poly	6	260	43.3	54	0	1	4	2	1	1-1	25	0	3	175	58.3	0	0	
11/05/16	PORTLAND STATE	4	157	39.2	49	0	0	3	0	0	1-1	36	0	4	228	57.0	1	0	
11/12/16	at Montana State	5	264	52.8	66	0	2	1	3	0	2-2	48	0	4	235	58.8	0	0	
11/19/16	SACRAMENTO STATE	3	145	48.3	61	0	1	0	1	0	0-1	0	0	8	369	46.1	0	0	
Opponents		62	2677	43.2	66	0	9	24	17	11	11-16	48	2	59	3418	57.9	10	0	
Opponents		51	2050	40.2	64	0	4	11	7	18	14-19	54	1	75	4563	60.8	28	2	

9-2 at San Diego State >> San Diego, Calif.

Opponents

Date	Opponent	Rushing				Receiving				Passing				Kick Returns				Punt Returns				tot off
		no.	yds	td	lg	no.	yds	td	lg	cmp-att-int	yds	td	lg	no.	yds	td	lg	no.	yds	td	lg	
09/03/16	at Oregon	37	251	4	49	21	271	3	55	21-30-0	271	3	55	4	153	0	62	4	98	0	46	522
09/10/16	SOUTHERN OREGON	39	225	2	48	25	428	3	93	25-51-4	428	3	93	8	160	0	32	0	0	0	0	653
09/17/16	at Wyoming Cowboys	48	274	3	59	11	198	3	39	11-15-0	198	3	39	2	47	0	28	1	18	0	18	472
09/24/16	WEBER STATE	37	212	2	35	22	251	2	34	22-39-2	251	2	34	7	211	0	58	1	3	0	3	463
10/01/16	at Eastern Washington	36	141	2	19	33	486	6	71	33-46-0	486	6	71	4	153	0	65	2	32	0	16	627
10/08/16	at Southern Utah	31	77	3	40	20	183	0	70	20-28-0	183	0	70	0	0	0	0	1	22	0	22	260
10/15/16	NORTHERN COLORADO	37	103	2	20	18	166	1	21	18-26-1	166	1	21	6	121	0	41	1	12	0	12	269
10/22/16	at Cal Poly	64	320	3	91	4	44	0	20	4-7-0	44	0	20	3	72	0	27	1	1	0	1	364
11/05/16	PORTLAND STATE	47	177	5	34	17	425	1	56	17-21-0	425	1	56	3	44	0	23	0	0	0	0	602
11/12/16	at Montana State	48	258	2	22	8	89	1	24	8-14-0	89	1	24	4	109	0	53	1	25	0	25	347
11/19/16	SACRAMENTO STATE	42	156	2	18	10	76	0	17	10-30-0	76	0	17	6	108	0	52	1	1	0	1	232
		466	2194	30	91	189	2617	20	93	189-307-7	2617	20	93	47	1178	0	65	13	212	0	46	4811
UC Davis		359	1708	17	90	218	2620	19	65	218-386-7	2620	19	65	43	853	1	91	9	51	0	20	4328

Games: 11 • Avg/rush: 4.7 • Avg/catch: 13.8 • Pass effic: 150.11 • KR avg: 25.1 • PR avg: 16.3 • All purpose avg/game: 572.7 • Total offense avg/gm: 437.4

Date	Opponent	Tackles				Sacks no-yds	Fumble		Pass Defense			blkd kick	PAT Attempts			off			
		ua	a	total	tfl-yds		ff	fr-yds	int-yds	qbh	brup		kick	rush	rcv	saf	t/o	pts	
09/03/16	at Oregon	43	18	61	10-38	2-19	0	0-0	1-1	3	5	1	2-2	3	0	0	0	8	53
09/10/16	SOUTHERN OREGON	42	20	62	3-3	0-0	1	0-0	0-0	0	5	0	5-5	0	0	0	0	0	35
09/17/16	at Wyoming Cowboys	37	18	55	7-22	2-13	2	1-0	1-32	0	1	0	6-6	0	0	0	10	45	
09/24/16	WEBER STATE	41	14	55	3-11	1-7	1	1-0	0-0	3	0	1	3-3	1	0	0	3	38	
10/01/16	at Eastern Washington	31	46	77	4-18	3-16	1	1-0	2-27	3	4	0	9-9	0	0	0	14	63	
10/08/16	at Southern Utah	54	8	62	15-61	3-13	1	0-0	1-20	0	3	0	3-3	0	0	0	0	24	
10/15/16	NORTHERN COLORAD	44	24	68	4-8	0-0	0	0-0	0-0	0	0	0	3-3	0	0	0	0	21	
10/22/16	at Cal Poly	47	6	53	5-28	3-20	0	0-0	1-19	3	4	0	3-3	0	0	0	7	21	
11/05/16	PORTLAND STATE	34	22	56	4-16	2-14	1	1-0	1-0	1	7	0	6-6	0	0	0	7	51	
11/12/16	at Montana State	36	18	54	8-9	0-0	1	1-0	0-0	4	4	0	3-3	0	0	0	7	27	
11/19/16	SACRAMENTO STATE	42	26	68	2-3	0-0	1	1-22	0-0	0	3	0	3-3	0	0	0	7	30	
		451	220	671	65-217	16-102	9	6-22	7-99	17	36	2	46-46	4	0	0	63	408	
UC Davis		484	251	735	86-291	20-134	8	6-82	7-60	6	37	1	33-39	0	1	1	39	310	

Date	Opponent	Punting										Field Goals			Kickoffs				
		no.	yds	avg	long	blkd	tb	fc	50+	i20	md-att	long	blkd	no.	yds	avg	tb	ob	
09/03/16	at Oregon	4	153	38.2	49	0	0	2	0	3	1-1	31	0	9	575	63.9	6	1	
09/10/16	SOUTHERN OREGON	4	155	38.8	56	0	0	0	1	2	0-1	0	0	6	376	62.7	1	0	
09/17/16	at Wyoming Cowboys	4	134	33.5	36	0	0	1	0	3	1-1	21	0	8	511	63.9	3	0	
09/24/16	WEBER STATE	5	241	48.2	55	0	1	2	2	0	3-4	54	0	6	374	62.3	1	0	
10/01/16	at Eastern Washington	3	119	39.7	47	0	0	2	0	0	0-1	0	0	11	612	55.6	4	1	
10/08/16	at Southern Utah	9	439	48.8	64	0	3	2	4	1	1-1	28	0	5	325	65.0	3	0	
10/15/16	NORTHERN COLORAD	5	139	27.8	47	0	0	0	0	2	0-0	0	0	4	235	58.8	0	0	
10/22/16	at Cal Poly	5	192	38.4	48	0	0	2	0	5	0-0	0	0	4	256	64.0	1	0	
11/05/16	PORTLAND STATE	1	46	46.0	46	0	0	0	0	0	3-4	37	1	9	470	52.2	2	0	
11/12/16	at Montana State	4	160	40.0	47	0	0	0	0	0	2-2	39	0	6	376	62.7	3	0	
11/19/16	SACRAMENTO STATE	7	272	38.9	47	0	0	0	0	2	3-4	42	0	7	453	64.7	4	0	
		51	2050	40.2	64	0	4	11	7	18	14-19	54	1	75	4563	60.8	28	2	
UC Davis		62	2677	43.2	66	0	9	24	17	11	11-16	48	2	59	3418	57.9	10	0	

2016 STATS BY QUARTER

Date	Opponent	Score	Overall	1st Qtr	2nd Qtr	3rd Qtr	4th Qtr	Overtime
09/03/16	at Oregon	L 28-53	7-17 41.2	3-6 50.0	0-3 0.0	3-4 75.0	1-4 25.0	
09/10/16	SOUTHERN OREGON	W 52-35	1-9 11.1	1-3 33.3	0-2 0.0	0-2 0.0	0-2 0.0	
09/17/16	at Wyoming Cowboys	L 22-45	6-15 40.0	2-5 40.0	2-4 50.0	2-4 50.0	0-2 0.0	
09/24/16	WEBER STATE	L 35-38	4-14 28.6	1-4 25.0	1-5 20.0	1-3 33.3	1-2 50.0	
10/01/16	at Eastern Washington	L 30-63	4-13 30.8	0-4 0.0	4-5 80.0	0-2 0.0	0-2 0.0	
10/08/16	at Southern Utah	L 3-24	4-19 21.1	1-5 20.0	1-4 25.0	2-6 33.3	0-4 0.0	
10/15/16	NORTHERN COLORADO	W 34-21	4-10 40.0	1-2 50.0	1-1 100.0	2-3 66.7	0-4 0.0	
10/22/16	at Cal Poly	L 16-21	3-13 23.1	0-1 0.0	1-4 25.0	0-2 0.0	2-6 33.3	
11/05/16	PORTLAND STATE	L 29-51	7-16 43.8	4-6 66.7	2-3 66.7	0-2 0.0	1-5 20.0	
11/12/16	at Montana State	L 13-27	8-15 53.3	3-4 75.0	2-4 50.0	0-2 0.0	3-5 60.0	
11/19/16	SACRAMENTO STATE	W 48-30	5-11 45.5	2-3 66.7	3-3 100.0	0-1 0.0	0-4 0.0	
UC Davis			53-152 34.9	18-43 41.9	17-38 44.7	10-31 32.3	8-40 20.0	0-0 0.0
Opponents			70-154 45.5	19-39 48.7	16-36 44.4	18-38 47.4	17-41 41.5	0-0 0.0

4th-Down Conversions

Date	Opponent	Score	Overall	1st Qtr	2nd Qtr	3rd Qtr	4th Qtr	Overtime
09/03/16	at Oregon	L 28-53	0-1 0.0	0-0 0.0	0-0 0.0	0-0 0.0	0-1 0.0	
09/10/16	SOUTHERN OREGON	W 52-35	0-0 0.0	0-0 0.0	0-0 0.0	0-0 0.0	0-0 0.0	
09/17/16	at Wyoming Cowboys	L 22-45	1-1 100.0	0-0 0.0	0-0 0.0	0-0 0.0	1-1 100.0	
09/24/16	WEBER STATE	L 35-38	0-0 0.0	0-0 0.0	0-0 0.0	0-0 0.0	0-0 0.0	
10/01/16	at Eastern Washington	L 30-63	0-0 0.0	0-0 0.0	0-0 0.0	0-0 0.0	0-0 0.0	
10/08/16	at Southern Utah	L 3-24	1-4 25.0	0-0 0.0	0-1 0.0	0-1 0.0	1-2 50.0	
10/15/16	NORTHERN COLORADO	W 34-21	1-1 100.0	0-0 0.0	0-0 0.0	0-0 0.0	1-1 100.0	
10/22/16	at Cal Poly	L 16-21	2-2 100.0	0-0 0.0	0-0 0.0	0-0 0.0	2-2 100.0	
11/05/16	PORTLAND STATE	L 29-51	1-3 33.3	0-0 0.0	0-0 0.0	0-1 0.0	1-2 50.0	
11/12/16	at Montana State	L 13-27	1-2 50.0	0-0 0.0	0-0 0.0	0-0 0.0	1-2 50.0	
11/19/16	SACRAMENTO STATE	W 48-30	1-2 50.0	0-0 0.0	0-0 0.0	0-1 0.0	1-1 100.0	
UC Davis			8-16 50.0	0-0 0.0	0-1 0.0	0-3 0.0	8-12 66.7	0-0 0.0
Opponents			9-14 64.3	2-2 100.0	4-4 100.0	3-4 75.0	0-4 0.0	0-0 0.0

Time of Possession

Date	Opponent	Score	Overall	1st Qtr	2nd Qtr	3rd Qtr	4th Qtr	Overtime
09/03/16	at Oregon	L 28-53	37:17	9:25	7:38	11:45	8:29	
09/10/16	SOUTHERN OREGON	W 52-35	30:19	9:01	7:55	4:52	8:31	
09/17/16	at Wyoming Cowboys	L 22-45	27:39	8:52	6:58	6:08	5:41	
09/24/16	WEBER STATE	L 35-38	27:50	7:20	7:17	7:35	5:38	
10/01/16	at Eastern Washington	L 30-63	32:02	8:50	12:01	6:27	4:44	
10/08/16	at Southern Utah	L 3-24	33:53	7:51	8:44	8:38	8:40	
10/15/16	NORTHERN COLORADO	W 34-21	32:08	6:21	7:35	8:42	9:30	
10/22/16	at Cal Poly	L 16-21	23:54	3:22	8:44	3:58	7:50	
11/05/16	PORTLAND STATE	L 29-51	27:22	8:31	7:36	3:50	7:25	
11/12/16	at Montana State	L 13-27	28:45	8:23	7:05	5:33	7:44	
11/19/16	SACRAMENTO STATE	W 48-30	31:59	8:04	7:46	7:14	8:55	
UC Davis			Total	86:00	89:19	74:42	83:07	0:00
			Avg.	30:17	7:49	8:07	6:47	7:33
Opponents			Total	79:00	75:41	90:18	81:53	0:00
			Avg.	29:42	7:10	6:52	8:12	7:26

2016 RED ZONE STATS

Date	Opponent	Score	Times In RZ	Times Scored	Total Pts	Rush TDs	Pass TDs	FGs Made	Failed to score inside RZ						
									FGA	Down	Int	Fumb	Half	Game	
09/03/16	at Oregon	L 28-53	5	4	28	4	4	0	0	1	0	0	0	0	0
09/10/16	SOUTHERN OREGON	W 52-35	5	5	31	4	2	2	1	0	0	0	0	0	0
09/17/16	at Wyoming Cowboys	L 22-45	1	1	7	1	0	1	0	0	0	0	0	0	0
09/24/16	WEBER STATE	L 35-38	4	4	25	3	0	3	1	0	0	0	0	0	0
10/01/16	at Eastern Washington	L 30-63	3	3	21	3	2	1	0	0	0	0	0	0	0
10/08/16	at Southern Utah	L 3-24	4	1	3	0	0	0	1	0	2	1	0	0	0
10/15/16	NORTHERN COLORADO	W 34-21	5	4	20	2	2	0	2	1	0	0	0	0	0
10/22/16	at Cal Poly	L 16-21	3	2	10	1	0	1	1	0	0	0	0	1	0
11/05/16	PORTLAND STATE	L 29-51	7	5	29	4	1	3	1	0	1	1	0	0	0
11/12/16	at Montana State	L 13-27	3	2	10	1	1	0	1	0	1	0	0	0	0
11/19/16	SACRAMENTO STATE	W 48-30	5	4	27	4	1	3	0	1	0	0	0	0	0
Totals			45	35	211	27	13	14	8	3	4	2	0	1	0

35 of 45 (77.8%)

Opponents Inside UC Davis Red-Zone

Date	Opponent	Score	Times In RZ	Times Scored	Total Pts	Rush TDs	Pass TDs	FGs Made	Failed to score inside RZ						
									FGA	Down	Int	Fumb	Half	Game	
09/03/16	at Oregon	L 28-53	7	6	39	5	3	2	1	0	1	0	0	0	0
09/10/16	SOUTHERN OREGON	W 52-35	3	2	14	2	1	1	0	1	0	0	0	0	0
09/17/16	at Wyoming Cowboys	L 22-45	4	4	24	3	2	1	1	0	0	0	0	0	0
09/24/16	WEBER STATE	L 35-38	4	4	21	2	2	0	2	0	0	0	0	0	0
10/01/16	at Eastern Washington	L 30-63	7	4	28	4	2	2	0	1	2	0	0	0	0
10/08/16	at Southern Utah	L 3-24	3	3	17	2	2	0	1	0	0	0	0	0	0
10/15/16	NORTHERN COLORADO	W 34-21	4	3	21	3	2	1	0	0	1	0	0	0	0
10/22/16	at Cal Poly	L 16-21	2	2	14	2	2	0	0	0	0	0	0	0	0
11/05/16	PORTLAND STATE	L 29-51	9	8	44	5	5	0	3	1	0	0	0	0	0
11/12/16	at Montana State	L 13-27	2	2	10	1	1	0	1	0	0	0	0	0	0
11/19/16	SACRAMENTO STATE	W 48-30	4	4	20	2	2	0	2	0	0	0	0	0	0
Totals			49	42	252	31	24	7	11	3	4	0	0	0	0

42 of 49 (85.7%)

2016 TEAM/INDIVIDUAL SUPERLATIVES

UC Davis Team Highs

Rushes	46	vs Sacramento State (11/19/16)
Yards Rushing	306	vs Sacramento State (11/19/16)
Yards Per Rush	7.3	vs Southern Oregon (09/10/16)
TD Rushes	4	at Oregon (09/03/16)
Pass attempts	47	at Oregon (09/03/16)
Pass completions	27	at Oregon (09/03/16)
Yards Passing	391	vs Southern Oregon (09/10/16)
Yards Per Pass	12.6	vs Southern Oregon (09/10/16)
TD Passes	5	vs Sacramento State (11/19/16)
Total Plays	80	at Oregon (09/03/16)
Total Offense	617	vs Southern Oregon (09/10/16)
Yards Per Play	10.0	vs Southern Oregon (09/10/16)
Points	52	vs Southern Oregon (09/10/16)
Sacks By	4	at Southern Utah (10/08/16)
	4	vs Northern Colorado (10/15/16)
	4	vs Sacramento State (11/19/16)
First Downs	24	vs Northern Colorado (10/15/16)
	24	vs Sacramento State (11/19/16)
Penalties	10	vs Southern Oregon (09/10/16)
	10	vs Sacramento State (11/19/16)
Penalty Yards	102	vs Sacramento State (11/19/16)
Turnovers	3	at Eastern Washington (10/01/16)
Interceptions By	4	vs Southern Oregon (09/10/16)
Punts	9	at Eastern Washington (10/01/16)
Punting Avg	52.8	at Montana State (11/12/16)
Long Punt	66	at Montana State (11/12/16)
Punts inside 20	4	vs Southern Oregon (09/10/16)
Long Punt Return	20	at Wyoming Cowboys (09/17/16)

Opponent Team Highs

Rushes	64	at Cal Poly (10/22/16)
Yards Rushing	320	at Cal Poly (10/22/16)
Yards Per Rush	6.8	at Oregon (09/03/16)
TD Rushes	5	vs Portland State (11/05/16)
Pass attempts	51	vs Southern Oregon (09/10/16)
Pass completions	33	at Eastern Washington (10/01/16)
Yards Passing	486	at Eastern Washington (10/01/16)
Yards Per Pass	20.2	vs Portland State (11/05/16)
TD Passes	6	at Eastern Washington (10/01/16)
Total Plays	90	vs Southern Oregon (09/10/16)
Total Offense	653	vs Southern Oregon (09/10/16)
Yards Per Play	8.9	vs Portland State (11/05/16)
Points	63	at Eastern Washington (10/01/16)
Sacks By	3	at Eastern Washington (10/01/16)
	3	at Southern Utah (10/08/16)
	3	at Cal Poly (10/22/16)
First Downs	31	vs Southern Oregon (09/10/16)
	31	at Eastern Washington (10/01/16)
Penalties	16	vs Southern Oregon (09/10/16)
Penalty Yards	126	vs Northern Colorado (10/15/16)
Turnovers	5	vs Southern Oregon (09/10/16)
Interceptions By	2	at Eastern Washington (10/01/16)
Punts	9	at Southern Utah (10/08/16)
Punting Avg	48.8	at Southern Utah (10/08/16)
Long Punt	64	at Southern Utah (10/08/16)
Punts inside 20	5	at Cal Poly (10/22/16)
Long Punt Return	46	at Oregon (09/03/16)

UC Davis Individual Highs

Rushes	38	Manusamoa Luuga vs Sacramento State (11/19/16)
Yards Rushing	249	Manusamoa Luuga vs Sacramento State (11/19/16)
TD Rushes	3	Manusamoa Luuga at Oregon (09/03/16)
Long Rush	90	Manusamoa Luuga vs Southern Oregon (09/10/16)
Pass attempts	47	Ben Scott at Oregon (09/03/16)
Pass completions	27	Ben Scott at Oregon (09/03/16)
Yards Passing	381	Ben Scott vs Southern Oregon (09/10/16)
TD Passes	5	Ben Scott vs Sacramento State (11/19/16)
Long Pass	65	Ben Scott vs Southern Oregon (09/10/16)
Receptions	8	Keelan Doss vs Northern Colorado (10/15/16)
Yards Receiving	208	Ramon Vargas vs Southern Oregon (09/10/16)
TD Receptions	4	Keelan Doss vs Sacramento State (11/19/16)
Long Reception	65	Ramon Vargas vs Southern Oregon (09/10/16)
Field Goals	2	Matt Blair vs Weber State (09/24/16)
	2	Matt Blair vs Northern Colorado (10/15/16)
	2	Matt Blair at Montana State (11/12/16)
Long Field Goal	48	Matt Blair vs Weber State (09/24/16)
	48	Matt Blair at Montana State (11/12/16)
Punts	9	Colby Wadman at Eastern Washington (10/01/16)
Punting Avg	52.8	Colby Wadman at Montana State (11/12/16)
Long Punt	66	Colby Wadman at Montana State (11/12/16)
Punts inside 20	4	Colby Wadman vs Southern Oregon (09/10/16)
Long Punt Return	20	Isiah Olave at Wyoming Cowboys (09/17/16)
Long Kickoff Return	91	Joshua Kelley vs Weber State (09/24/16)
Tackles	10	Zach Jones at Eastern Washington (10/01/16)
	10	Zach Jones at Cal Poly (10/22/16)
	10	Ryan Parenteau vs Sacramento State (11/19/16)
	10	Ryan Bua vs Sacramento State (11/19/16)
Sacks	2.0	Ryan Bua vs Sacramento State (11/19/16)
Tackles For Loss	3.0	Zak Pettit at Wyoming Cowboys (09/17/16)
	3.0	Inoke Raikadroka vs Weber State (09/24/16)
Interceptions	1	Darryl Graham vs Southern Oregon (09/10/16)
	1	Ryan Parenteau vs Southern Oregon (09/10/16)
	1	Mitch Casas vs Southern Oregon (09/10/16)
	1	Anthony Baumgart vs Southern Oregon (09/10/16)
	1	Keleen Culberson vs Weber State (09/24/16)
	1	Zach Jones vs Weber State (09/24/16)
	1	Isiah Olave vs Northern Colorado (10/15/16)

Opponent Individual Highs

Rushes	30	Jordan Robinson, vs Sacramento State (11/19/16)
Yards Rushing	207	HILL, Brian, at Wyoming Cowboys (09/17/16)
TD Rushes	2	Freeman, Royce, at Oregon (09/03/16)
	2	HILL, Brian, at Wyoming Cowboys (09/17/16)
	2	Dano Graves, at Cal Poly (10/22/16)
	2	Paris Penn, vs Portland State (11/05/16)
	2	Nate Tago, vs Portland State (11/05/16)
	2	Jordan Robinson, vs Sacramento State (11/19/16)
Long Rush	91	Kyle Lewis, at Cal Poly (10/22/16)
Pass attempts	51	TROSIN, Tanner, vs Southern Oregon (09/10/16)
Pass completions	33	Gage Gubrud, at Eastern Washington (10/01/16)
Yards Passing	486	Gage Gubrud, at Eastern Washington (10/01/16)
TD Passes	6	Gage Gubrud, at Eastern Washington (10/01/16)
Long Pass	93	TROSIN, Tanner, vs Southern Oregon (09/10/16)
Receptions	12	Cooper Kupp, at Eastern Washington (10/01/16)
Yards Receiving	274	Cooper Kupp, at Eastern Washington (10/01/16)
TD Receptions	2	DAVIS, Zack, vs Southern Oregon (09/10/16)
	2	Shaq Hill, at Eastern Washington (10/01/16)
	2	Cooper Kupp, at Eastern Washington (10/01/16)
	2	Kendrick Bourne, at Eastern Washington (10/01/16)
Long Reception	93	DAVIS, Zack, vs Southern Oregon (09/10/16)
Field Goals	3	Taylor Hintze, vs Weber State (09/24/16)
	3	J. Gonzales, vs Portland State (11/05/16)
	3	Jaime Medina, vs Sacramento State (11/19/16)
Long Field Goal	54	Taylor Hintze, vs Weber State (09/24/16)
Punts	9	Tate Lewis, at Southern Utah (10/08/16)
Punting Avg	48.8	Tate Lewis, at Southern Utah (10/08/16)
Long Punt	64	Tate Lewis, at Southern Utah (10/08/16)
Punts inside 20	5	Casey Sublette, at Cal Poly (10/22/16)
Long Punt Return	46	Nelson, Charles, at Oregon (09/03/16)
Long Kickoff Return	65	Nsimba Webster, at Eastern Washington (10/01/16)
Tackles	13	Mekai Sheffie, at Cal Poly (10/22/16)
Sacks	2.0	Jay-Tee Tiuli, at Eastern Washington (10/01/16)
	2.0	Mike Needham, at Southern Utah (10/08/16)
Tackles For Loss	5.0	Dye, Troy, at Oregon (09/03/16)
Interceptions	1	Jelks, Jalen, at Oregon (09/03/16)
	1	GAFFORD, Rico, at Wyoming Cowboys (09/17/16)
	1	Mitch Fettig, at Eastern Washington (10/01/16)
	1	D'londo Tucker, at Eastern Washington (10/01/16)
	1	Josh Thornton, at Southern Utah (10/08/16)
	1	Kevin Griffin, at Cal Poly (10/22/16)
	1	Tyler Foreman, vs Portland State (11/05/16)