



SAN DIEGO STATE AZTECS

2022-23 MEN'S BASKETBALL MEDIA GUIDE

14-TIME MOUNTAIN WEST CHAMPIONS



Table of Contents



The 2022-23 SDSU Men's Basketball Media Guide

The 2022-23 San Diego State University Men's Basketball Media Guide is a publication of the SDSU athletics media relations office. The publication was written, edited and designed by Assistant Athletic Director - Media Relations Richard Stern.

Assistance and editing was provided by Assistant Media Relations Director Michael Abbott.

Cover design by San Diego State Athletics.

Photography

Ernie Anderson, Ken Jacques, Stan Liu, Derrick Tuskan, Colleen Humel, Raymond Gorscope, Mountain West, NCAA Photos, NBA Photos, NBAE/Getty Images, Toronto Raptors and the Associated Press.

MOUNTAIN WEST-RECORD 14-TIME CONFERENCE CHAMPIONS

Introduction

Media Information 2 • Rosters 3 • Outlook 4 • Schedule 10 • Broadcast Roster 11 • Aztecs in the Pros 12 • Viejas Arena 14 • Jeff Jacobs JAM Center 16 • Kawhi Leonard Jersey Retirement 18 • Mountain West 20

Coaches and Staff

Brian Dutcher 22 • Dave Velasquez 28 • Chris Acker 29 • JayDee Luster 30 • Mark Fisher 31 • Matt Soria 32 • JD Pollock 33 • Support Staff 34

Players

Aguek Arop 38 • Jared Barnett 42 • Matt Bradley 45 • Keshad Johnson 49 • Nathan Mensah 53 • Adam Seiko 58 • Cade Alger 62 • Triston Broughton 65 • Tyler Broughton 67 • Lamont Butler 69 • Jaedon LeDee 73 • Micah Parrish 75 • Darrion Trammell 78 • Demarshay Johnson Jr 81 • Miles Byrd 81 • Elijah Saunders 82 • Cam Lawin 82

2020-21 Review

Results 84 • Game-By-Game Statistics 88 • Miscellaneous Statistics 94 • Box Scores and Recaps 95 • Mountain West Statistics 107

Records



Team 110 • Team Season 112 • Individual Game 114 • Top Game Performances 116 • Individual Season 118 • Individual Career 121 • Freshman 124 • Mountain West 125 • Viejas Arena 127

History

Year-By-Year Results 130 • vs. All Opponents 145 • All-Time Series 146 • vs. Division I Conferences 156 • Series Superlatives 158 • Jersey Numbers 160 • Year-By-Year Summary 162 • vs. Nationally Ranked 166 • Statistical History 168 • Awards & Honors 170 • Aztec Hall of Fame 172 • Retired Jerseys 175 • 1,000-Point Scorers 176 • Annual Stat Leaders 182 • Letterwinners 184 • Individual Div. I Stats 186 • National Postseason 191 • Conference Tournaments 202 • Attendance/Home Record 205 • Rallies/Clutch Shots 206

University

San Diego State 208 • Dr. Adela de la Torre 211 • John David Wicker 212 • Broadcast Partners 213 • Media Information 214 • Viejas Arena 215



INTRODUCTION

COACHES & STAFF

PLAYERS

2021-22 REVIEW

RECORDS

HISTORY

UNIVERSITY

AZTEC BASKETBALL MEDIA GUIDE

Media Information



MOUNTAIN WEST-RECORD 14-TIME CONFERENCE CHAMPIONS

General Information

Location	San Diego, Calif., 92182
Founded	1897
Enrollment	35,782
Nickname	Aztecs
Colors	Scarlet and Black
PMS Color	185
Arena	Viejas Arena at Aztec Bowl
Opened	1997
Capacity	12,414
Affiliation	NCAA Division I
Conference	Mountain West
President	Adela de la Torre
Athletics Director	John David Wicker
Alma Mater (Year)	Mississippi State (1992)
Athletic Department Phone	619-594-3019
Ticket Office Phone	619-283-7378 or 619-283-SDSU

History

Seasons of Basketball	Entering 102nd
First Season of Basketball	1921-22
All-Time Record	1,561-1,141-1
NCAA Tournament Appearances	16
Seasons of Division I Basketball	Entering 53rd
First Season of Division I Basketball	1970-71
All-Time Division I Record	873-696
NCAA Division I Tournament Appearances	14
Last NCAA Appearance	2022
NIT Appearances	6
Last NIT Appearance	2016

Media Relations

Assistant AD - Media Relations	Richard Stern
Stern Cell Phone	408-318-8111
Stern E-mail	rstern@sdsu.edu
Assistant Media Relations Director	Michael Abbott
Abbott Cell Phone	949-241-9243
Abbott E-mail	mjabbott@sdsu.edu
SID Mailing Address	Aztec Media Relations Fowler Athletics Center 5302 55th Street, Suite 3014 San Diego State University San Diego, CA 92115
SID Main Office Number	619-594-5547
SID Fax Number	619-582-6541

Basketball Staff

Head Coach	Brian Dutcher
Alma Mater (Year)	Minnesota (1982)
Record at SDSU (Years)	119-40 (5)
Record Overall (Years)	119-40 (5)
Basketball Office Phone	619-594-6249
Best Time to Contact Brian Dutcher	Contact Richard Stern
Assistant Coach	Chris Acker
Alma Mater (Year)	University of Phoenix (2010)
Assistant Coach	Dave Velasquez
Alma Mater (Year)	San Diego State (2007)
Assistant Coach	JayDee Luster
Alma Mater (Year)	Wyoming (2011)
Assistant to the Head Coach	Mark Fisher
Alma Mater (Year)	Michigan (2001)
Asst. AD - Director of Operations	Matt Soria
Alma Mater (Year)	San Diego State (2002)
Director of Player Development	JD Pollock
Alma Mater (Year)	Kennesaw State (2009)
Asst. Dir. of Athletic Medicine	Sergio Ibarra
Alma Mater (Year)	Alfred University (2006)
Graduate Student Manager	Ali Tavakol
Alma Mater (Year)	San Diego State (2022)

Team Information

	Total	Home	Away	Neu.
2021-22 Record	23-9	14-1	5-5	4-3
2021-22 MW Record	13-4	8-1	5-3	-
Mountain West Finish	3rd			
MW Tournament	Runner-up (2-1)			
Postseason	NCAA Tournament			
Postseason Finish	First Round (0-1)			
Final Top-25 Ranking	No. rv (AP)/nr (Coaches)			
Starters Returning/Lost	4/1			
Letterwinners Returning/Lost	6/5			

Media Information

Radio Station	101.5 KGB/XTRA 1360 AM
Play-By-Play Announcer	Ted Leitner
PBP Phone Number	858-560-6671
Video Footage Contact	Jason Bott
VFC Phone Number	619-594-2428
Beat Writer	Mark Zeigler
	San Diego Union-Tribune 619-293-1341

Media Services

SID Office Phone	619-594-5547
SID Office Fax	619-582-6541
Viejas Arena Press Row	619-265-5853
Website	GoAztecs.com
Twitter	@Aztec_MBB
Facebook	facebook.com/goaztecs
Instagram	@aztec_mbb
YouTube	youtube.com/goaztecscom

2022-23 Roster Breakdown

Starters Returning (4)

Player	Ht.	Wt.	Cl.	Pos.	PPG	RPG
Matt Bradley	6-4	220	Sr.*	G	16.9	5.4
Lamont Butler	6-2	195	Jr.	G	7.3	2.1
Keshad Johnson	6-7	225	Sr.	F	7.2	4.5
Nathan Mensah	6-10	230	Sr.*	F	7.0	6.9

Total Letterwinners Returning (6)

Player	Ht.	Wt.	Cl.	Pos.	PPG	RPG
Aguek Arop	6-7	225	Sr.*	F	3.5	3.3
Matt Bradley	6-4	220	Sr.*	G	16.9	5.4
Lamont Butler	6-2	195	Jr.	G	7.3	2.1
Keshad Johnson	6-7	225	Sr.	F	7.2	4.5
Nathan Mensah	6-10	230	Sr.*	F	7.0	6.9
Adam Seiko	6-3	210	Sr.*	G	5.3	2.0

Others Returning (4)

Player	Ht.	Wt.	Cl.	Pos.	PPG	RPG
Jared Barnett	6-1	155	Sr.	G	0.5	0.3
Cade Alger	6-9	195	Jr.	F	0.6	0.3
Triston Broughton	6-4	190	Jr.	G	0.0	0.3
Tyler Broughton	6-4	190	Jr.	G	0.0	0.8

Newcomers (7)

Player	Ht.	Wt.	Cl.	Pos.
Miles Byrd	6-7	175	Fr.	G
Demarshay Johnson Jr.	6-9	235	R-Fr.	F
Cameron Lawin	6-3	175	Fr.	G
Jaedon LeDee	6-9	240	Sr.	F
Micah Parrish	6-6	200	Jr.	F
Elijah Saunders	6-8	240	Fr.	F
Darrion Trammell	5-10	175	Sr.	G

Starters Lost (1)

Player	Ht.	Wt.	Cl.	Pos.	PPG	RPG
Trey Pulliam	6-3	180	Sr.*	G	8.7	2.5

Total Letterwinners Lost (5)

Player	Ht.	Wt.	Cl.	Pos.	PPG	RPG
Chad Baker-Mazara	6-7	190	So.	G	6.4	2.0
Tahriou Diabate	6-9	225	Sr.	F	2.0	2.2
Keith Dinwiddie Jr.	6-0	185	So.	G	2.8	0.9
Trey Pulliam	6-3	180	Sr.*	G	8.7	2.5
Joshua Tomaic	6-9	230	Sr.*	F	2.9	2.0

Honors Candidates (2)

Matt Bradley - Jerry West Shooting Guard of the Year, Mountain West Player of the Year, All-Mountain West, All-Region

Nathan Mensah - Naismith Trophy Defensive Player of the Year, Kareem Abdul-Jabbar Center of the Year, Mountain West Defensive Player of the Year, All-Mountain West, Mountain West All-Defensive Team, All-Region

Aztec Players



MOUNTAIN WEST-RECORD 14-TIME CONFERENCE CHAMPIONS

2022-23 SAN DIEGO STATE ALPHABETICAL ROSTER

Most Recent Division I Season

No.	Name	Pos.	Ht.	Wt.	Yr.	Exp.	PPG	RPG	APG	Hometown (High School/Previous School)
14	Cade Alger	F	6-9	195	Jr.	SQ	0.6	0.3	0.0	Oakdale, Calif. (Ripon Christian High/Seattle U)
33	Aguek Arop	F	6-7	225	*Sr.	4L	3.5	3.3	0.5	Omaha, Neb. (Omaha South High)
4	Jared Barnett	G	6-1	155	Sr.	1L	0.5	0.3	0.1	Los Angeles, Calif. (Westchester High)
20	Matt Bradley	G	6-4	220	*Sr.	1L	16.9	5.4	2.6	San Bernardino, Calif. (Wasatch Academy (Utah)/California)
42	Triston Broughton	G	6-4	190	Jr.	SQ	0.0	0.3	0.3	Ladera Ranch, Calif. (Tesoro High)
24	Tyler Broughton	G	6-4	190	Jr.	SQ	0.0	0.8	0.2	Ladera Ranch, Calif. (Tesoro High)
5	Lamont Butler	G	6-2	195	Jr.	2L	7.3	2.1	2.1	Moreno Valley, Calif. (Riverside Poly High)
21	Miles Byrd	G	6-7	175	Fr.	HS	--	--	--	Stockton, Calif. (Lincoln High)
11	Demarshay Johnson Jr.	F	6-10	235	R-Fr.	HS	--	--	--	Oakland, Calif. (Salesian College Prep)
0	Keshad Johnson	F	6-7	225	Sr.	3L	7.2	4.5	1.0	Oakland, Calif. (San Leandro High)
10	Cameron Lawin	G	6-3	175	Fr.	HS	--	--	--	Chicago, Ill. (Orr Academy)
13	Jaedon LeDee [^]	F	6-9	240	Sr.	TR	5.8	3.9	0.3	Houston, Texas (The Kincaid School/Ohio State/TCU)
31	Nathan Mensah	F	6-10	230	*Sr.	4L	7.0	6.9	0.6	Labadi, Accra, Ghana (Findlay Prep (Nev.))
3	Micah Parrish [^]	G/F	6-6	200	Jr.	TR	12.1	6.0	1.4	Detroit, Mich. (River Rouge High/Oakland University)
25	Elijah Saunders	F	6-8	240	Fr.	HS	--	--	--	Phoenix, Ariz. (Sunnyslope High)
2	Adam Seiko	G	6-3	210	*Sr.	4L	5.3	2.0	0.9	Boston, Mass. (Sierra Canyon High (Calif.))
12	Darrion Trammell [^]	G	5-10	175	Sr.	TR	17.4	3.8	5.1	Marin City, Calif. (St. Ignatius High/City College of San Francisco/Seattle U)

[^] - Stats from the final full season of competition at previous Division I institution

* - Utilizing extra year of eligibility offered by the NCAA due to COVID-19

2022-23 SAN DIEGO STATE NUMERICAL ROSTER

Most Recent Division I Season

No.	Name	Pos.	Ht.	Wt.	Yr.	Exp.	PPG	RPG	APG	Hometown (High School/Previous School)
0	Keshad Johnson	F	6-7	225	Sr.	3L	7.2	4.5	1.0	Oakland, Calif. (San Leandro High)
2	Adam Seiko	G	6-3	210	*Sr.	4L	5.3	2.0	0.9	Boston, Mass. (Sierra Canyon High (Calif.))
3	Micah Parrish	G/F	6-6	200	Jr.	TR	12.1	6.0	1.4	Detroit, Mich. (River Rouge High/Oakland University)
4	Jared Barnett	G	6-1	155	Sr.	1L	0.5	0.3	0.1	Los Angeles, Calif. (Westchester High)
5	Lamont Butler	G	6-2	195	Jr.	2L	7.3	2.1	2.1	Moreno Valley, Calif. (Riverside Poly High)
10	Cameron Lawin	G	6-3	175	Fr.	HS	--	--	--	Chicago, Ill. (Orr Academy)
11	Demarshay Johnson Jr.	F	6-10	235	R-Fr.	HS	--	--	--	Oakland, Calif. (Salesian College Prep)
12	Darrion Trammell	G	5-10	175	Sr.	TR	17.4	3.8	5.1	Marin City, Calif. (St. Ignatius High/City College of San Francisco/Seattle U)
13	Jaedon LeDee	F	6-9	240	Sr.	TR	5.8	3.9	0.3	Houston, Texas (The Kincaid School/Ohio State/TCU)
14	Cade Alger	F	6-9	195	Jr.	SQ	0.6	0.3	0.0	Oakdale, Calif. (Ripon Christian High/Seattle U)
20	Matt Bradley	G	6-4	220	*Sr.	1L	16.9	5.4	2.6	San Bernardino, Calif. (Wasatch Academy (Utah)/California)
21	Miles Byrd	G	6-7	175	Fr.	HS	--	--	--	Stockton, Calif. (Lincoln High)
24	Tyler Broughton	G	6-4	190	Jr.	SQ	0.0	0.8	0.2	Ladera Ranch, Calif. (Tesoro High)
25	Elijah Saunders	F	6-8	240	Fr.	HS	--	--	--	Phoenix, Ariz. (Sunnyslope High)
31	Nathan Mensah	F	6-10	230	*Sr.	4L	7.0	6.9	0.6	Labadi, Accra, Ghana (Findlay Prep (Nev.))
33	Aguek Arop	F	6-7	225	*Sr.	4L	3.5	3.3	0.5	Omaha, Neb. (Omaha South High)
42	Triston Broughton	G	6-4	190	Jr.	SQ	0.0	0.3	0.3	Ladera Ranch, Calif. (Tesoro High)

[^] - Stats from the final full season of competition at previous Division I institution

* - Utilizing extra year of eligibility offered by the NCAA due to COVID-19

Head Coach:

Brian Dutcher (Minnesota, 1982), Sixth Season (24th Season Overall at SDSU)

Assistant Coaches:

David Velasquez (San Diego State, 2007), 10th Season (21st Season Overall at SDSU)

Chris Acker (Chaminade, 2004), Fourth Season (Fourth Season Overall at SDSU)

JayDee Luster (Wyoming, 2011) Second Season (Second Season Overall at SDSU)

Assistant to the Head Coach:

Mark Fisher (Michigan, 2001), 10th Season (21st Season Overall at SDSU)

Assistant A.D. - Director of Operations:

Matt Soria (San Diego State, 2002), 16th Season (23rd Season Overall at SDSU)

Director of Player Development:

JD Pollock (Kennesaw State, 2009), Sixth Season (Sixth Season Overall at SDSU)

Graduate Assistant:

Ali Tavakol (San Diego State, 2022) First Season (First Season Overall at SDSU)

Assistant Director of Athletic Medicine:

Sergio Ibarra (Alfred University, 2006), Seventh Season (Seventh Season Overall at SDSU)

INTRODUCTION

COACHES & STAFF

PLAYERS

2021-22 REVIEW

RECORDS

HISTORY

UNIVERSITY

AZTEC BASKETBALL MEDIA GUIDE



Shooting for a Banner Season

SDSU has been an NCAA Tournament regular under head coach Brian Dutcher, but an experienced roster has the Aztecs primed to take that elusive next step.

by Michael Klitzing

When you scan the ever-expanding row of banners that adorn the rafters on the west end of Viejas Arena, two catch the eye immediately. They commemorate the San Diego State men's basketball team's unforgettable Sweet 16 runs in 2011 and 2014. Even a fleeting glimpse will cause indelible images of Aztec legends like Kawhi Leonard, D.J. Gay, Xavier Thames and Skylar Spencer to flood the memories of longtime fans.

That's the lofty standard this SDSU team is hungry to match or even surpass in 2022-23 — a deep run in the NCAA Tournament; a lasting legacy that will cement their place in Montezuma Mesa lore.

"We want to not only make the NCAA tournament, but to advance in it — that's our goal," said Aztecs head coach Brian Dutcher, who enters his sixth season at the helm. "We've come to the point where we expect to go, and now we have to expect to win in it. That's easy to expect, but it's hard to do."

Dutcher is painfully familiar with the obstacles — both on and off the floor — that can dash big dreams.

All three teams he's taken to March Madness saw early exits with two coming in excruciating fashion. The 2018 squad fell to Houston on a dagger in the closing seconds. The 2022 team lost a 9-point lead with 2:30 to play against Creighton before succumbing in overtime. And that's not even accounting for his best club — a 30-2 squad bound for March glory that was grounded when the COVID-19 pandemic canceled the dance in 2020.

For preseason All-Mountain West honoree Matt Bradley — one of four Aztecs who opted to return using their extra pandemic year of eligibility — last year's bitter, fleeting taste of the Tournament helped fuel a desire to run it back.

"It slipped away from us," Bradley said. "This being my last year, I don't want that to happen again. If we get that opportunity again, we've got to seize it and go all the way. There's a chip on my shoulder to get back there. I definitely want to win some games in the tournament and leave a bigger stamp on this program."

The national media certainly aren't betting against another

memorable run. When the Aztecs checked in at No. 19 in the Associated Press' preseason rankings, the fourth time in program history that's happened, and most recently at No. 20 in the USA Today Coaches Poll...no one batted an eye.

Everyone understands what the Aztecs have coming back.

SDSU returns a roster laden with talent and long on experience, led by top-scorer Bradley and reigning Mountain West Defensive Player of Year Nathan Mensah — both fifth year seniors with a combined 192 Division I starts under their belts. The Aztecs also return four other players who played significant roles for last year's squad that went 23-9 (13-4 in the Mountain West) and came within a hair of advancing to the second round of the tourney. Then there are the three transfers with lengthy Division I resumes and two highly-touted freshmen added to the mix.

"We're legitimately 12 deep, and people are asking me, can I play 10?" Dutcher said, flashing a grin. "Now I'm wondering how I'm going to play everybody, and the answer is I'm not going to play everybody. The hardest thing for me to do is going to be managing these expectations and get everybody pulling in the same direction for the Aztecs to win basketball games."

"I've said it before, this is a player's dilemma and a coach's delight."

SDSU's frontcourt, in particular, looks stacked — so much so that Dutcher doesn't hesitate to draw comparisons to the 2011 team that featured Leonard and dominant big men Billy White and Malcolm Thomas.

"That group really rebounded the ball," Dutcher said. "I think we got 39% of our misses at the offensive end. That's incredible. Now, can this team come close to that? I'll say that this team has the potential, with the size and athleticism that we have, to be a very good rebounding team."

That begins with Mensah, the conference's most decorated rim protector, who averaged 6.9 boards and a conference-best 2.2 blocks per game in 2022. The 6-foot-10 senior from Ghana enters his fifth year as starter, and his 171 career blocks rank



INTRODUCTION

COACHES & STAFF

PLAYERS

2021-'22 REVIEW

RECORDS

HISTORY

UNIVERSITY

AZTEC BASKETBALL MEDIA GUIDE





AIR FORCE RESERVE

ROBINSON
10

MEMPHIS



him third in program history. Dutcher said he wouldn't be surprised to see an added offensive dimension to Mensah's game this season, as well.

out these last couple of years. He's going to make a big, special moment for himself."

Aguek Arop, another fifth-year senior returnee, will vie for minutes at the position as

a fan favorite.

Arop entered fall practice at a slimmed-down 220 pounds, which Dutcher hopes will take some strain off his limbs and joints. The coach calls Arop, who earned US citizenship over the summer, his Swiss army knife for his willingness to take a charge, go to the floor after a loose ball or do whatever unglamorous dirty work the moment calls for.

"He's just a winner," Dutcher said. "Whatever it takes to win, he's got that tool in the toolbox. AG is just invaluable to what we do. He might not be a guy who's out there for 40 minutes, but whatever time he's out there, it's going to make a difference in the game. He only knows one speed."

Senior forward Keshad Johnson started all 32 games at forward last year, scoring in double figures eight times during conference play and earning a reputation as one of the team's best all-around defenders. He figures to see increased time at the three with the arrival of LeDee, but Johnson's ability to guard anyone from a shooting guard to a center makes him a valuable, versatile piece. And Dutcher is expecting to see stride on the offensive end, as well.

"He's shooting the ball better," he said. "It rotates better out of his hand, and it looks better leaving his hand. He's also better at attacking off the dribble to the pull-up jump shot. Keshad has rounded his whole game out."

Perhaps the most intense position battle — and that's saying something on a team that can run 12 deep — is being waged at point guard, where incumbent Lamont Butler is being



In 2021-22, competing for the Seattle U, Darrion Trammell was one of four players in Division I who totaled at least 539 points, dished out at least 157 assists and had a 1.73:1 assist-to-turnover ratio and if you add his 5-10 height to the mix, he is the only player to accomplish those statistics last year.

"He's playing better than he's ever played in the program," Dutcher said. "Most of it is at the offensive end. He seems more comfortable. He's moving at a greater pace; he's reading other people's penetration and how he can get to the glass and he's rebounding better. That's what you'd expect from a fifth-year senior."

Mensah's strong post play will be complemented by a bevy of talented contributors at the stretch-four position, including one of the league's most highly anticipated newcomers, Jaedon LeDee. The 6-foot-9 senior, who previously played at Ohio State and TCU, started generating buzz last season despite redshirting, regularly balling out against the Aztecs' starters in practice.

Dutcher called LeDee a physically dominant presence with the ability to rebound at a high level and finish at the rim, but he also sees ample skill at the perimeter that might surprise people.

"He can really drive and pass the ball," Dutcher said. "He doesn't just drive to force stuff up there. He drives and he senses people in the paint."

Added Bradley: "He's the best-kept secret in America right now — he's a beast. He's a threat in many ways: offensively, rebounding, scoring, his intensity. And the biggest thing is that he's a great teammate. I think what (fans) are going to see is a guy who's been counted

well, though how many he garners will be determined by health. The 6-foot-7 forward has shown his toughness by playing through various ailments throughout his career and doing so with an intensity of effort that has made him



Micah Parrish, who competed for the University of Oakland for the past two seasons, would have been the one of four players in the Mountain West in 2021-22 to score 363 points, dish out 43 assists, and total 51 steals. If you add in his 179 rebounds and he would have been one of two and tis he only one who will compete in the Mountain West in 2022-23.

Career Games Played/Started

Player	GP	GS
Matt Bradley	117	100
Adam Seiko	117	14
Nathan Mensah	107	92
Aguek Arop	98	7
Jaedon LeDee	79	3
Keshad Johnson	74	32
Micah Parrish	59	57
Lamont Butler	55	27
Darrion Trammell	54	49
Jared Barnett	26	0
Cade Alger	15	0
Triston Broughton	9	0
Triston Broughton	8	0
Totals	818	381

Includes games played and games started at all Division I schools for eligible players in the 2022-23 season.

SDSU's KenPom Defensive Adjusted Efficiency (Since '06-07)

Season	National Rank
2006-07	18
2007-08	50
2008-09	22
2009-10	40
2010-11	2
2011-12	49
2012-13	17
2013-14	9
2014-15	4
2015-16	3
2016-17	29
2017-18	30
2018-19	78
2019-20	10
2020-21	21
2021-22	2

Most Division I Appearances In A Conference Championship Game

(Since 2006)

Team	Appearances
1. Gonzaga	17
2. San Diego State	13
New Mexico State	13
4. Belmont	12
5. Kansas	11
Vermont	11
Winthrop	11
8. Iona	10
Saint Mary's	10
Virginia Commonwealth	10
Akron	10

INTRODUCTION

COACHES & STAFF

PLAYERS

2021-22 REVIEW

RECORDS

HISTORY

UNIVERSITY

AZTEC BASKETBALL MEDIA GUIDE

Team Breakdown

2021-22 Record	23-9
MW Record	13-4
MW Finish	3rd
MW Tournament	Runner-up (2-1)

Starters Returning (4)

Player	Ht.	Wt.	Cl.	Pos.	PPG	RPG
Matt Bradley	6-4	220	Sr.*	G	16.9	5.4
Lamont Butler	6-2	195	Jr.	G	7.3	2.1
Keshad Johnson	6-7	225	Sr.	F	7.2	4.5
Nathan Mensah	6-10	230	Sr.*	F	7.0	6.9

Total Letterwinners Returning (6)

Player	Ht.	Wt.	Cl.	Pos.	PPG	RPG
Aguek Arop	6-7	225	Sr.*	F	3.5	3.3
Matt Bradley	6-4	220	Sr.*	G	16.9	5.4
Lamont Butler	6-2	195	Jr.	G	7.3	2.1
Keshad Johnson	6-7	225	Sr.	F	7.2	4.5
Nathan Mensah	6-10	230	Sr.*	F	7.0	6.9
Adam Seiko	6-3	210	Sr.*	G	5.3	2.0

Others Returning (4)

Player	Ht.	Wt.	Cl.	Pos.	PPG	RPG
Jared Barnett	6-1	155	Sr.	G	0.5	0.3
Cade Alger	6-9	195	Jr.	F	0.6	0.3
Triston Broughton	6-4	190	Jr.	G	0.0	0.3
Tyler Broughton	6-4	190	Jr.	G	0.0	0.8

Newcomers (7)

Player	Ht.	Wt.	Cl.	Pos.
Miles Byrd	6-7	175	Fr.	G
Demarshay Johnson Jr.	6-9	235	R-Fr.	F
Cameron Lawin	6-3	175	Fr.	G
Jaedon LeDee	6-9	240	Sr.	F
Micah Parrish	6-6	200	Jr.	F
Elijah Saunders	6-8	240	Fr.	F
Darrion Trammell	5-10	175	Sr.	G

Starters Lost (1)

Player	Ht.	Wt.	Cl.	Pos.	PPG	RPG
Trey Pulliam	6-3	180	Sr.*	G	8.7	2.5

Total Letterwinners Lost (5)

Player	Ht.	Wt.	Cl.	Pos.	PPG	RPG
Chad Baker-Mazara	6-7	190	So.	G	6.4	2.0
Tahriou Diabate	6-9	225	Sr.	F	2.0	2.2
Keith Dinwiddie Jr.	6-0	185	So.	G	2.8	0.9
Trey Pulliam	6-3	180	Sr.*	G	8.7	2.5
Joshua Tomaic	6-9	230	Sr.*	F	2.9	2.0





MOUNTAIN WEST-RECORD 14-TIME CONFERENCE CHAMPIONS

pushed by Seattle University transfer Darrion Trammell.

"Darrion and Lamont are both good point guards and they could be playing out there together," Dutcher said. "You can't have enough playmakers out there."

Last year, Butler appeared to be on his way to a breakout sophomore season, when a broken wrist suffered in late November against Long Beach State cost him more than a month of action. The native of Moreno Valley, Calif., never really found his offensive rhythm after that. But a return to full health as a junior could portend big things for Butler.

"He's in his third year, he's shooting the ball better than he's ever shot it, and he's making better decisions as a point guard," Dutcher said. "That all just comes with growth and development. There's no better teacher than experience."

The 5-foot-10 Trammell, meanwhile, was one of the most dynamic scorers in the Western Athletic Conference for the past two seasons, averaging 18.7 points per game for his career. He can also guard, as his 2.5 steals per game last year were fifth in all of Division I.

He's really efficient at screen and roll and, losing Trey Pulliam, we felt like that was something that we needed to address," Dutcher said. "We needed to add another point guard to the program to go along with Lamont that would make us dangerous on the offensive end."

Any discussion of how dangerous the Aztecs can be offensively must start with Bradley, the team's undisputed catalyst. He's scored 1,831 points in his four years of college ball — three at California and one at SDSU — and seems a safe bet to crack the 1,000-point mark as an Aztec. But one of his best attributes is his unselfishness and ability to find open teammates for 3-pointers and easy baskets. His 2.7 assists per game last year were second only to Pulliam.

"He led us in scoring and was second in assists, second in rebounding. If he puts those kinds of numbers up again, we're going to have a great year... and I think he will," Dutcher said. "Matt's a good playmaker and he's getting better defensively. He's a great one-on-one defender and now he's improved his ball screen defense."

Bradley, for his part, raved about a running mate at the shooting guard position — Oakland University transfer Micah Parrish.

"He's the person I compete with in practice and he's someone that guards me really well," Bradley said. "He can score, he's a high-level shooter, long, athletic — he has a lot of great qualities. We call him the silent sniper because he can just make shots and he doesn't talk."

A two-year starter in the Horizon League for Oakland, Parrish averaged 12.1 points and

6.0 rebounds per game for a 20-win Golden Grizzlies team. Dutcher added that he was most intrigued by Parrish's versatility and 3-point shooting acumen: the Detroit product buried 47-of-133 attempts last season.

The backcourt is also home to the most experienced Aztec, versatile guard Adam Seiko who enters his sixth season in the program. He was a redshirt during Dutcher's first year as head coach and has played in 117 games over the past four seasons. Seiko gives the Aztec an elite defender and a 40 percent 3-point shooter who can provide valuable minutes off the bench.

"Adam knows how to play, and that's why he's a step ahead of a lot of guys," Dutcher said. "He knows how to play slower and get the same amount of stuff done than a guy who plays 100 miles per hour."

Three youngsters will have the opportunity to work their way into the mix, though the sheer number of experienced players ahead of them will make that a challenge.

Demarshay Johnson Jr., a 6-foot-10, 235-pound redshirt freshman, will provide depth in the paint. The Oakland, Calif., native appears to be ahead of schedule in his development according to Dutcher, who called Johnson his biggest surprise of the fall.

Then there are highly-touted true freshmen in powerfully-built forward Elijah Saunders and lanky guard Miles Byrd, both four-star recruits and McDonald's All-American nominees. Of the two, Saunders appears to have the best inside track at playing immediately because of his 6-foot-8, 240-pound frame.

"They're both good enough to play, but they're going against fifth-year seniors," Dutcher cautioned.

However the division of minutes ultimately shakes out, the Aztecs will face a challenging schedule right from the jump. SDSU hosts Brigham Young on Nov. 11, travels to Stanford on Nov. 15, then heads across the Pacific for the Maui Invitational on Nov. 21-22. Awaiting them in paradise will be Ohio State, followed by either Cincinnati or Arizona.

The early tests will prepare SDSU well for a conference race that will once again see a loaded Wyoming squad and reigning Mountain West champion Boise State as top rivals.

"We're going to get punched in the nose in November and then you'll see what kind of team we have," Dutcher said. "We've done things more urgently early this year because of it, playing at a game pace to be ready. Some teams may have a softer non-conference schedule and can really ease themselves in before conference. We have to hit the ground with both feet running, and we have to find a way to win some of these games."

Added Bradley: "The biggest thing for us is not to think that we're an underdog. These are some major schools (in Maui), but we can compete among the best of them. We're a high-level program. We need to go in there thinking we need to win the whole thing. That's the mindset we're shifting to."

If the 2022-23 addition of the Aztecs do make that shift in mindset and then make a deep run in the NCAA Tournament, they very well may cement their place in Montezuma Mesa lore.



TCU transfer Jaedon LeDee, who sat out last season due to NCAA transfer rules, has averaged 13.4 points, 10.2 rebounds, 1.1 steals and 1.0 blocks per 40 minutes played in his collegiate career. He is a lifetime 49.5 percent shooter and 103 of his 221 career rebounds have come on the offensive glass.

Class of the MW

Below is a list of the most men's basketball championships (regular-season and tournament) won by the current Mountain West teams entering 2022-23.

Rk.	Team	Titles
1.	San Diego State	14
2.	New Mexico	8
3.	UNLV	4
4.	Nevada	4
	Wyoming	3
	Utah State	3
	Boise State	3
8.	Air Force	1
	Colorado State	1
	Fresno State	1
11.	San Jose State	0

Among the Best

Below is a list of the highest winning percentages in the country since the start of the 2010-11 campaign and entering 2022-23.

Rk.	Team	Win Pct.
1.	Gonzaga	.868
2.	Kansas	.814
3.	Duke	.790
4.	Kentucky	.771
5.	Wichita State	.769
6.	Arizona	.765
7.	Villanova	.764
8.	Belmont	.763
9.	San Diego State	.754
10.	Saint Mary's	.752

One-Nine

Below is a list of the longest active 19-win seasons entering 2022-23.

Rk.	Team	Seasons
1.	Kansas	39
2.	Gonzaga	25
3.	San Diego State	17
	Belmont	17
	Brigham Young	17

INTRODUCTION

COACHES & STAFF

PLAYERS

2021-22 REVIEW

RECORDS

HISTORY

UNIVERSITY

AZTEC BASKETBALL MEDIA GUIDE

2022-23 Schedule



MOUNTAIN WEST-RECORD 14-TIME CONFERENCE CHAMPIONS

Date	Day	Opponent	Site	Time	TV
Nov. 7	Mon.	CAL STATE FULLERTON	Viejas Arena	7 p.m. PT	YurView
Nov. 11	Fri.	BRIGHAM YOUNG	Viejas Arena	7:30 p.m. PT	YurView
Nov. 15	Tue.	at Stanford	Stanford, Calif.	6 p.m. PT	Pac-12 Network
39th Maui Jim Maui Invitational (Lahaina Civic Center; Lahaina, Maui)					
Nov. 21	Mon.	^vs. Ohio State	Lahaina, Maui	4 p.m. HT/6 p.m. PT	ESPN2
Nov. 22	Tue.	^vs. Arizona/Cincinnati	Lahaina, Maui	TBA	ESPN Networks
Nov. 23	Wed.	^vs. TBA	Lahaina, Maui	TBA	ESPN Networks
Nov. 29	Tue.	UC IRVINE	Viejas Arena	7 p.m. PT	YurView
Dec. 2	Fri.	OCCIDENTAL	Viejas Arena	7 p.m. PT	YurView
Dec. 6	Tue.	TROY	Viejas Arena	7 p.m. PT	YurView
Naismith Basketball Hall of Fame Jerry Colangelo Classic (Footprint Center; Phoenix, Ariz.)					
Dec. 10	Sat.	vs. Saint Mary's	Phoenix, Ariz.	1 p.m. MT	ESPN+
Dec. 12	Mon.	KENNESAW STATE	Viejas Arena	7 p.m. PT	YurView
Dec. 20	Tue.	UC SAN DIEGO	Viejas Arena	7:30 p.m. PT	FS1
Dec. 28	Wed.	*Air Force	Viejas Arena	8 p.m. PT	FS1
Dec. 31	Sat.	*at UNLV	Las Vegas, Nev.	1 p.m. PT	CBS
Jan. 7	Sat.	*at Wyoming	Laramie, Wyo.	2 p.m. MT	CBS
Jan. 10	Tue.	*NEVADA	Viejas Arena	8 p.m. PT	CBS Sports Network
Jan. 14	Sat.	*NEW MEXICO	Viejas Arena	6 p.m. PT	CBS Sports Network
Jan. 17	Tue.	*at Colorado State	Fort Collins, Colo.	8:30 p.m. MT	FS1
Jan. 21	Sat.	*at Air Force	USAF Academy, Colo.	8 p.m. MT	CBS Sports Network
Jan. 24	Tue.	*UTAH STATE	Viejas Arena	8 p.m. PT	CBS Sports Network
Jan. 28	Sat.	*SAN JOSE STATE	Viejas Arena	6 p.m. PT	FS1
Jan. 31	Tue.	*at Nevada	Reno, Nev.	8 p.m. PT	CBS Sports Network
Feb. 4	Sat.	*BOISE STATE	Viejas Arena	6 p.m. PT	FS1
Feb. 7	Tue.	*at Utah State	Logan, Utah	8 p.m. MT	CBS Sports Network
Feb. 11	Sat.	*UNLV	Viejas Arena	1 p.m. PT	FOX
Feb. 14	Tue.	*at Fresno State	Fresno, Calif.	8 p.m. PT	CBS Sports Network
Feb. 21	Tue.	*COLORADO STATE	Viejas Arena	8 p.m. PT	CBS Sports Network
Feb. 25	Sat.	*at New Mexico	Albuquerque, N.M.	8 p.m. MT	CBS Sports Network
Feb. 28	Tue.	*at Boise State	Boise, Idaho	7 p.m. MT	CBS Sports Network
March 4	Sat.	*WYOMING	Viejas Arena	7 p.m. PT	CBS Sports Network
Mountain West Championship (Thomas & Mack Center; Las Vegas, Nev.)					
March 8	Wed.	First Round	Las Vegas, Nev.	TBA	Mountain West Network
March 9	Thurs.	Quarterfinal	Las Vegas, Nev.	TBA	CBS Sports Network
March 10	Fri.	Semifinal	Las Vegas, Nev.	TBA	CBS Sports Network
March 11	Sat.	Championship	Las Vegas, Nev.	TBA	CBS

* - Indicates Mountain West game. CAPS indicates home games at Viejas Arena. Dates and times subject to change. All times are local to the site.

2023 NCAA Division I Men's Basketball Championship Dates and Sites

First Four UD Arena Dayton, Ohio Host: Dayton March 14 and 15	Golden 1 Center Sacramento, California Host: Sacramento State University March 16 and 18	Greensboro Coliseum Greensboro, North Carolina Host: Metro Atlantic Athletic Conference March 17 and 19	T-Mobile Arena - West Regional Las Vegas, Nevada Host: UNLV March 23 and 25
First/Second Rounds Legacy Arena Birmingham, Alabama Host: Southeast Conference March 16 and 18	MVP Arena Albany, New York Host: Metro Atlantic Athletic Conference March 17 and 19	Regionals Madison Square Garden - East Regional New York, New York Host: Big East Conference/St. John's Univ. March 23 and 25	Final Four NRG Stadium Houston, Texas Host: Rice, Houston, Houston Baptist, Texas Southern April 1 and 3
Wells Fargo Arena Des Moines, Iowa Host: Drake University March 16 and 18	Ball Arena Denver, Colorado Host: Mountain West Conference March 17 and 19	T-Mobile Center - Midwest Regional Kansas City, Missouri Host: Big 12 Conference March 24 and 26	
Amway Center Orlando, Florida Host: University of Central Florida March 16 and 18	Nationwide Arena Columbus, Ohio Host: Ohio State University March 17 and 19	KFC YUM! Center - South Regional Louisville, Kentucky Host: University of Louisville March 24 and 26	

Broadcast Roster



MOUNTAIN WEST-RECORD 14-TIME CONFERENCE CHAMPIONS



0 **Keshad Johnson**
Sr. • F • 6-7 • 225
Oakland, Calif.



2 **Adam Seiko**
Sr.* • G • 6-3 • 210
Boston, Mass.



3 **Micah Parrish**
Jr. • G • 6-6 • 200
Detroit, Mich.



4 **Jared Barnett**
Sr. • G • 6-1 • 155
Los Angeles, Calif.



5 **Lamont Butler**
Jr. • G • 6-2 • 195
Moreno Valley, Calif.



10 **Cam Lawin**
Fr. • G • 6-3 • 175
Chicago, Ill.



11 **Demarshay Johnson Jr.**
R-Fr. • F • 6-10 • 235
Oakland, Calif.



12 **Darrion Trammell**
Sr. • G • 5-10 • 175
Marin City, Calif.



13 **Jaedon LeDee**
Sr. • F • 6-9 • 240
Houston, Texas



14 **Cade Alger**
Jr. • F • 6-9 • 195
Oakdale, Calif.



20 **Matt Bradley**
Sr.* • G • 6-4 • 220
San Bernardino, Calif.



21 **Miles Byrd**
Fr. • G • 6-7 • 175
Stockton, Calif.



24 **Tyler Broughton**
Jr. • G • 6-4 • 190
Ladera Ranch, Calif.



25 **Elijah Saunders**
Fr. • F • 6-8 • 240
Phoenix, Ariz.



31 **Nathan Mensah**
Sr.* • F • 6-10 • 230
Accra, Ghana



33 **Aguek Arop**
Sr.* • F • 6-7 • 225
Omaha, Neb.



42 **Triston Broughton**
Jr. • G • 6-4 • 190
Ladera Ranch, Calif.



HC **Brian Dutcher**
Head Coach

Dutcher by the Numbers

- 23rd season at San Diego State; 6th as Head Coach
- 5-year record as a Head Coach: 119-40
- 4 Mountain West Titles (2017-18 - rs, 2019-20 - rs, 2020-21 - rs & tournament)
- 2019-20 *USA Today* National Coach of the Year
- 2-time Mountain West Coach of the Year (coaches & media)
- 2-time NABC District 17 Coach of the Year
- USBWA District IX Coach of the Year

2019-20

- 15-weeks in the AP Top-25; as high as No. 4/4, finished at No. 6/6
- 45 days at No. 1 in the NET (45), more than any other team
- 26-game winning streak, the longest in the country
- 39 days that SDSU was the last undefeated team in the nation
- 1 loss; the only DI team to finish the regular season with one loss

* - denotes a player utilizing the NCAA's offer of an extra year of eligibility due to the COVID-19 pandemic

INTRODUCTION

COACHES & STAFF

PLAYERS

2021-22 REVIEW

RECORDS

HISTORY

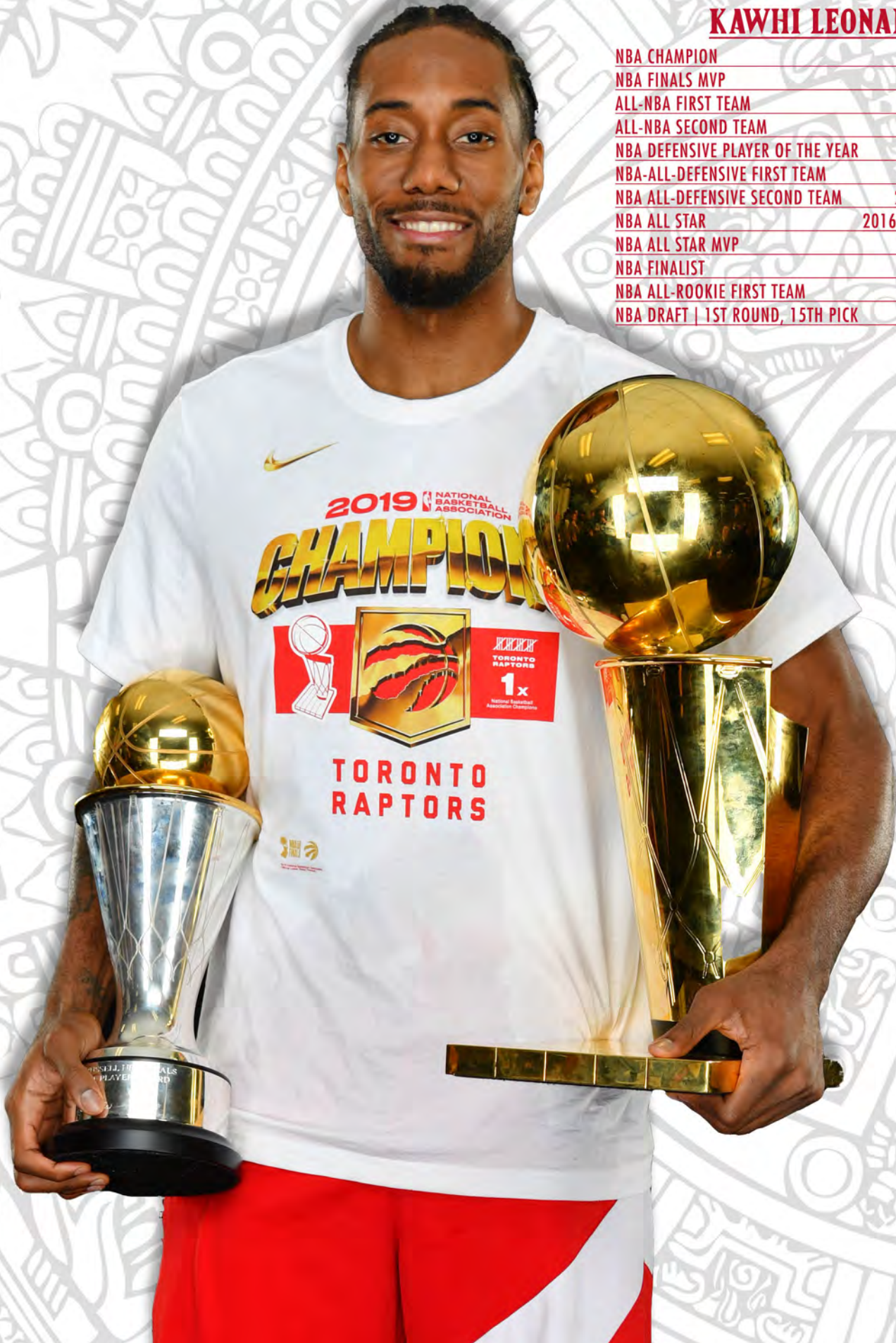
UNIVERSITY

AZTEC BASKETBALL MEDIA GUIDE

AZTECS IN THE PROS

KAWHI LEONARD

NBA CHAMPION	2014, '19
NBA FINALS MVP	2014, '19
ALL-NBA FIRST TEAM	2016, '17, '21
ALL-NBA SECOND TEAM	2019, '20
NBA DEFENSIVE PLAYER OF THE YEAR	2015, '16
NBA-ALL-DEFENSIVE FIRST TEAM	2015, '15, '17
NBA ALL-DEFENSIVE SECOND TEAM	2014, '19, '20, '21
NBA ALL STAR	2016, '17, '19, '20, '21
NBA ALL STAR MVP	2020
NBA FINALIST	2013, '14, '19
NBA ALL-ROOKIE FIRST TEAM	2012
NBA DRAFT 1ST ROUND, 15TH PICK	2011



PRO AZTECS SINCE 1999-2000

PLAYER	LAST ORGANIZATION/COUNTRY
DAVID ABRAMOWITZ	MEXICO
MOHAMMED ABUKAR	ROMANIA
DAKARI ALLEN	IGNITE (G-LEAGUE)
RYAN AMOROSO	ARGENTINA
TONY BLAND	LEBANON
EVAN BURNS	SIoux FALLS (G-LEAGUE)
MOHAMMED CAMARA	LAS VEGAS (IBL)
BRIAN CARWELL	AUSTRALIA
MEDHI CHERIET	FRANCE
ANGELO CHOL	BELGIUM
MARCELO CORREA	URUGUAY
JOSH DAVIS	JAPAN
KELVIN DAVIS	PROVIDENCE (PBL)
JASON DEUTCHMAN	PHILIPPINES
MYRON EPPS	SOUTH VALLEY (ABA)
KJ FEAGIN	BULGARIA
AL FAUX	AUSTRIA
MALACHI FLYNN	TORONTO RAPTORS (NBA)
JAMAAL FRANKLIN	CHINA
D.J. GAY	UKRAINE
TERRELL GOMEZ	FRANCE
GARRETT GREEN	HUNGARY
JEROME HABEL	MEXICO
BRANDON HEATH	CYPRUS
JEREMY HEMSLEY	FINLAND
RANDY HOLCOMB	JAPAN
MICHAEL HOLPER	PHILIPPINES
TREY KELL	AUSTRALIA
KAWHI LEONARD	LOS ANGELES CLIPPERS (NBA)
MIKE MACKELL	SOUIX FALLS (CBA)
CHRIS MANKER	ICELAND
JALEN McDANIELS	CHARLOTTE HORNETS (NBA)
MATT MITCHELL	FRANCE
MAX MONTANA	ICELAND
DEANDRE MOORE	MEXICO
JJ O'BRIEN	MONACO
DWAYNE POLEE	LONG ISLAND (G-LEAGUE)
MALIK POPE	DOMINICAN REPUBLIC
JAMES RAHON	JAPAN
KAMERON ROOKS	MALTA
AERICK SANDERS	PORTUGAL
JORDAN SCHAKEL	CAPITAL CITY (G-LEAGUE)
JOHN SHARPER	MACEDONIA
WINSTON SHEPARD	UKRAINE
MARCUS SLAUGHTER	GREECE
BRANDON SMITH	FINLAND
KYLE SPAIN	MEXICO
SKYLAR SPENCER	KAZAKHSTAN
DESHAWN STEPHENS	BOSNIA AND HERZEGOVINA
CHASE TALPLEY	TULSA (G-LEAGUE)
XAVIER THAMES	HUNGARY
MALCOLM THOMAS	SPAIN
JOSHUA TOMAIC	SPAIN
LORRENZO WADE	MEXICO
DEVIN WATSON	CANADA
YANNI WETZELL	GERMANY
BILLY WHITE	CANADA
RICHIE WILLIAMS	GERMANY



MALACHI FLYNN
2020 NBA DRAFT PICK
TORONTO RAPTORS
ROUND - 1ST
PICK - 29TH



JALEN McDANIELS
2019 NBA DRAFT PICK
CHARLOTTE HORNETS
ROUND - 2ND
PICK - 52ND



XAVIER THAMES
2020 NBA DRAFT PICK
TORONTO RAPTORS
ROUND - 2ND
PICK - 59TH



JAMAAL FRANKLIN
2013 NBA DRAFT PICK
MEMPHIS GRIZZLIES
ROUND - 2ND
PICK - 41ST

STEVE FISHER-COURT AT VIEJAS ARENA



VIEJAS arena

PLR	PTS	F	T	REB	AST	TO	PTS
1	10	4	8	2	2	1	22
2	15	6	12	3	3	2	28
3	12	5	10	4	4	3	24
4	8	3	6	2	2	1	16
5	20	8	16	5	5	4	40
6	18	7	14	4	4	3	36
7	14	5	10	3	3	2	28
8	16	6	12	4	4	3	32
9	11	4	8	2	2	1	22
10	13	5	10	3	3	2	26
11	22	9	18	6	6	5	44
12	19	7	14	5	5	4	38
13	17	6	12	4	4	3	34
14	14	5	10	3	3	2	28
15	16	6	12	4	4	3	32
16	18	7	14	5	5	4	36
17	15	6	12	4	4	3	30
18	12	5	10	3	3	2	24
19	14	6	12	4	4	3	28
20	16	7	14	5	5	4	32

Follow us on Insta



"THE MOST CREATIVE STUDENT SECTION IN THE MOUNTAIN WEST IS THE FOUNDATION OF A GREAT ATMOSPHERE AT VIEJAS ARENA...
...THEY ALL LOSE THEIR MINDS WHEN THE AZTECS START TO RUN AND JUMP OUT OF THE BUILDING."
TOM HART, ESPN

"THE ATMOSPHERE IN VIEJAS ARENA FOR A BIG GAME SCREAMS THROUGH THE TELEVISION, AND WHEN IN PERSON IS QUITE A SITE TO SEE. YOU HAVE TO APPRECIATE VIEJAS ARENA, ONE OF THE BEST ENVIRONMENTS IN THE COUNTRY"

ANDY KATZ, COLLEGE BASKETBALL REPORTER



BY THE NUMBERS

187-24 AZTECS RECORD IN ITS LAST 211 HOME GAMES
(88.6 WIN PERCENTAGE)

306-88 AZTECS HOME RECORD SINCE VIEJAS ARENA WAS OPENED IN
1997 (77.7 WIN PERCENTAGE)

96* AZTECS HAVE PLAYED IN FRONT OF 96 SOLD-OUT CROWDS
(12,414) IN ITS LAST 148 REGULAR-SEASON HOME GAMES

20 SEASONS THE AZTECS HAVE LOST FIVE OR FEWER GAMES ON ITS
HOME FLOOR IN THE 25-YEAR HISTORY OF THE FACILITY

1* RANKED PROGRAM IN AVERAGE ATTENDANCE IN CALIFORNIA
IN EACH OF THE LAST 11 YEARS

* - DOES NOT INCLUDE THE 2020-21 SEASON WHEN FANS WERE NOT ALLOWED IN VIEJAS ARENA DUE TO THE CORONAVIRUS PANDEMIC

JEFF JACOBS JAM CENTER



"THIS HAS BEEN A PRIORITY FOR SOME TIME AND WILL HELP BOTH BASKETBALL PROGRAMS IMMENSELY. THIS WILL BE ANOTHER SHOWCASE FACILITY FOR THE ATHLETIC DEPARTMENT AS WELL AS THE UNIVERSITY AS A WHOLE."

-STEVE FISHER, FORMER SDSU HEAD MEN'S BASKETBALL COACH



SAN DIEGO STATE HELD A GRAND-OPENING CEREMONY FOR THE 23,500-SQUARE FOOT JEFF JACOBS JAM CENTER ON AUGUST 23, 2015. THE EVENT MARKED THE OFFICIAL OPENING OF THE AZTECS' ON-CAMPUS BASKETBALL PERFORMANCE CENTER, WHICH BROKE GROUND ON AUGUST 27, 2014.

SPEAKING BEFORE THE CEREMONIAL RIBBON CUTTING WAS FORMER SDSU PRESIDENT ELLIOT HIRSHMAN, FORMER MEN'S BASKETBALL HEAD COACH STEVE FISHER AND FORMER WOMEN'S BASKETBALL GUARD AHJALEE HARVEY.

PRELIMINARY SITE WORK STARTED IN JULY 2014, JUST SOUTH OF THE FOWLER ATHLETICS CENTER AND EAST OF THE FOOTBALL PRACTICE FIELDS. THE FACILITY, WHICH WILL SUPPORT THE CONTINUED GROWTH AND DEVELOPMENT OF THE SDSU MEN'S AND WOMEN'S BASKETBALL TEAMS, INCLUDES TWO FULL-LENGTH COURTS, EIGHT BASKETS, LOCKER ROOMS, FILM ROOM, TEAM LOUNGES, ATHLETIC TRAINING ROOM AND COACHES LOCKER ROOMS.

HUNDREDS OF SUPPORTERS CONTRIBUTED TO THE EFFORT TO MAKE THE JEFF JACOBS JAM CENTER A REALITY. IN ADDITION TO THE GIFT FROM JEFF JACOBS, HAL AND DEBBY JACOBS, LISA ALTMAN AND JIM MORRIS, CREATING THE NAME "JAM" CENTER, SIZEABLE DONATIONS WERE MADE FROM THE MANNA CHARITABLE FOUNDATION AND THE WALTER AND BETTY ZABLE FOUNDATION. THE TOTAL COST OF THE PROJECT WAS \$15 MILLION.

THE PROJECT WAS DESIGNED BY JCI ARCHITECTURE AND WAS BUILT BY THE HUNT CONSTRUCTION GROUP.



JEFF JACOBS JAM CENTER FEATURES

23,500 SQUARE FEET

TWO FULL-LENGTH COURTS

EIGHT BASKETS

TWO SCOREBOARDS

KEISER STRENGTH EQUIPMENT

LOCKER ROOMS

FILM ROOM

TEAM LOUNGES

ATHLETIC TRAINING ROOM



"THIS IS MORE THAN JUST A BUILDING, IT IS OUR CLASSROOM. THIS WILL PROVIDE AN OPPORTUNITY FOR OUR STUDENT-ATHLETES TO ENHANCE THEIR INDIVIDUAL GAMES, WHICH WILL IN TURN BENEFIT OUR PROGRAMS. THIS ALSO KEEPS SDSU COMPETING AT THE HIGHEST LEVEL NOT ONLY IN BASKETBALL, BUT IN RECRUITING AS WELL"

STACIE TERRY HUTSON, SDSU HEAD WOMEN'S BASKETBALL COACH






KAWHI LEONARD JERSEY RETIREMENT

FEBRUARY 1, 2020

SAN DIEGO STATE UNVEILED KAWHI LEONARD'S No. 15 JERSEY IN A HALFTIME CEREMONY IN ITS GAME AGAINST UTAH STATE. FORMER COACH STEVE FISHER CALLED IT "THE SENIOR NIGHT I NEVER GOT TO HAVE WITH YOU... THIS IS YOUR LEGACY, MY FRIEND. LOOK AROUND THIS BUILDING." LEONARD, WHO PLAYED FOR THE AZTECS FOR TWO SEASONS, CALLED IT "A DREAM COME TRUE," THANKED HIS FORMER TEAMMATES, THE SHOW AND MEMBERS OF THE LOS ANGELES CLIPPERS, INCLUDING OWNER STEVE BALMER AND COACH DOC RIVERS, WHO ATTENDED THE CEREMONY.



Mountain West Conference



MOUNTAIN WEST-RECORD 14-TIME CONFERENCE CHAMPIONS



Mountain West

10807 New Allegiance Drive, Suite 250
Colorado Springs, CO 80921
Phone: (719) 488-4040
Fax: (719) 487-7241

This is the Mountain West

From its inception in 1999, the Mountain West (MW) has been committed to excellence in intercollegiate athletics, while promoting the academic missions of its member institutions. Progressive in its approach, the MW continues to cultivate opportunities for student-athletes to compete at the highest level, while fostering academic achievement and sportsmanship. Now in its 24th year, the MW has been assertive in its involvement with the NCAA governance structure and has taken a leadership role in the overall administration of intercollegiate athletics.

The Mountain West has marked several achievements during its first 23 years, most notably becoming the first to establish a sports television network dedicated solely to an intercollegiate athletic conference (The Mtn.). The MW also was the first to experiment with the coaches' challenge in the college football instant replay system, and was the first non-automatic-qualifying BCS conference to participate in four BCS bowl games, winning three. In the inaugural year of the College Football Playoff system, Boise State earned the automatic slot into a New Year's Six bowl game as the highest-ranked champion from the Group of 5 conferences. The Broncos defeated then 10th-ranked Arizona 38-30 in the VIZIO Fiesta Bowl. In 2011-12, the MW was among the first conferences to implement a league-wide state-of-the-art basketball instant replay system.

Changes in the NCAA governance structure set the table for another Conference first, when two members of the MW Student-Athlete Advisory Committee (SAAC) were included in the June 2014 meeting of the Mountain West Board of Directors. New Mexico track and field athlete Kendall Spencer, the national chair of the 2014-15 NCAA Division I Student-Athlete Advisory Committee, and Air Force Academy volleyball player Emma Dridge joined the BOD members in this historic meeting to advance the discussion on student-athlete involvement in the NCAA and MW governance structure. For the last eight academic years, MW student-athletes participated on monthly membership calls

and have joined MW administrators in the annual Joint Council Spring Meetings in Arizona.

The Mountain West is well-represented within the new NCAA governance structure, including individuals who were appointed to serve on committees tasked with managing the day-to-day business of Division I athletics. Kendall Spencer, the former chair of the DI Student-Athlete Advisory Committee and UNM track & field athlete, was the first student-athlete in the history of the organization to serve on the Division I Board.

Additionally, the Mountain West was the only conference to have the same member institution with No. 1 overall picks in both the NFL and NBA drafts in the same year (Utah's Alex Smith and Andrew Bogut, respectively in 2005). With UNLV's Anthony Bennett claiming the No. 1 pick in the 2013 NBA Draft, the Mountain West is one of three conferences to have multiple No. 1 NBA draft selections since 2000. Also, with San Diego State's Stephen Strasburg earning the No. 1 pick in the 2009 MLB Draft, the Mountain West is one of three conferences to have the No. 1 selection in each of the NFL, NBA and MLB drafts since the MW was founded in 1999.

The Mountain West is noted for its geographic diversity. Some of the most beautiful terrain and landscapes in the nation can be found within Mountain West boundaries, including the majestic Rocky Mountain range, which borders five MW institutions (Air Force, Boise State, Colorado State, New Mexico and Utah State). The high plains of Wyoming (elevation 7,220 feet – the nation's highest Division I campus) contrast with Las Vegas and Reno, home to UNLV and Nevada, respectively, while Fresno State, San Diego State and San Jose State add a West coast influence with their locations in Central, Southern and Northern California. The inclusion of the Hawai'i football program extends the MW footprint to the beautiful islands in the Pacific Ocean, while the addition of the women's soccer program at Colorado College gives the MW an additional presence in the Rocky Mountains.

History

The Mountain West was conceived on May 26, 1998, when the presidents of eight institutions — Air Force, BYU, Colorado State, New Mexico, San Diego State, UNLV, Utah and Wyoming — decided to form a new NCAA Division I-A intercollegiate athletic conference. The split from a former 16-team conference re-established continuity and stability among the membership within the new league and signaled the continuation of its tradition-rich, long-standing athletic rivalries. Three of the MW's eight original members have been conference rivals since the 1960s (New Mexico, Wyoming and Colorado State), while San Diego State (1978) and Air Force (1980) were longtime members as well. UNLV and TCU entered the fold in 1996 and the Rebels continued as one of the original eight institutions that formed the MW in 1999. TCU re-joined the group with its first year of competition in the Mountain West in 2005-06. With conference realignment sweeping the nation in recent years, the MW has been proactive in addressing membership changes. Boise State University joined the Mountain West in 2011-12, followed by Fresno State and the University of Nevada on July 1, 2012. Also on July 1, 2012, the University of Hawai'i became a football-only member of the Conference. On July 1, 2013, the Mountain West further expanded when San José State University and Utah State University joined the Conference, bringing to 11 the number of full-time member institutions and 12 football-playing members. On July 1, 2014, the Colorado College women's soccer program became the first non-football affiliate member of the Mountain West, expanding that sport to 12 Conference participants.

When the Mountain West officially began operations on July 1, 1999, the new league had in place a seven-year contract with ESPN, giving the broadcast entity exclusive national television rights to MW football and men's basketball, and three-year agreements to send the league's football champion to the Liberty Bowl and a second team to the Las Vegas Bowl. Commissioner Thompson also arranged a third bowl tie-in each of the first three seasons (1999 Motor City, 2000 Silicon Valley, 2001 New Orleans) before securing a four-year deal with the Emerald Bowl in San Francisco in 2002.

Entering the 2022 season, the MW has nine (9) postseason opportunities, including a spot in a New Year's Six Bowl (highest ranked non-autonomous 5 champion), six (6) primary bowl positions: Jimmy Kimmel Los Angeles Bowl, Barstool Sports Arizona Bowl, Famous Idaho Potato Bowl, New Mexico Bowl, Easypost Hawai'i Bowl, and an ESPN Events-operated bowl, and two (2) secondary positions.

An innovator in the postseason bowl structure, the MW engineered many "firsts," as league teams have participated in seven inaugural bowl games (2000 Silicon Valley, 2001 New Orleans, 2002 San Francisco (Emerald), 2005 Poinsettia, 2006 New Mexico, 2015 Arizona, 2015 Cure), as well as placing the first non-automatic-qualifying FBS team into a BCS bowl game with Utah's appearance in the 2005 Tostitos Fiesta Bowl and into the College Football Playoff (CFP) with Boise State's selection to the 2014 Tostitos Fiesta Bowl.

Academic Consortium

From the outset, Mountain West member institutions have been committed to creating strong academic relationships, as well as athletic competition. To that end, the chief academic officers of each institution have explored academic exchange programs, library crossovers and shared research. In addition, the faculty athletics representatives routinely provide educational assistance and test-taking services for student-athletes visiting from fellow member institutions for competition.

Opportunity

The Mountain West provides a first-class athletic and academic experience for more than 5,100 student-athletes each year. Over the past 23 years, 43 Mountain West student-athletes have earned NCAA Postgraduate Scholarships, and since the league's inception in 1999, an additional 45 student-athletes have been named MW Scholar-Athlete of the Year and awarded league-sponsored postgraduate scholarships. Four Mountain West student-athletes have earned distinction as Rhodes Scholars (Jessica Mellinger, Wyoming, and Delavane Diaz, Brittany Morreale and Rebecca Esselstein, Air Force).

Conference student-athletes are also given a voice regarding pertinent issues within the MW and NCAA governance structure through representation on the Student-Athlete Advisory Committee (SAAC). The Mountain West SAAC is comprised of 24 members (22 student-athlete representatives, the MW representative to the Division I National SAAC and one faculty athletics representative). The committee reviews and reacts to legislation and to other topics referred by the Conference constituent groups or committees related to the student-athlete experience. Since the inclusion of two SAAC members at the June 2014 meeting of the MW Board of Directors, the Conference maintains its commitment to the participation of student-athletes in its governance structure, which is consistent with the Mountain West's focus on enhancing the student-athlete experience.

Achievement

The MW has produced 1,651 All-America selections among its 18 sponsored sports (men's swimming was discontinued as a Conference sport following the 2010-11 season) in the last 23 years, including a league-record 103 All-America honorees in 2016-17. A total of 219 MW student-athletes have also earned Academic All-America accolades in that span. The Mountain West has sent at least 25 teams to NCAA postseason events in each of the past 23 years, capturing five team national championships in women's cross country and producing 52 individual national champions in the sports of men's golf, men's cross country, women's diving, and men's and women's indoor track & field and outdoor track & field.

Mountain West members have participated in 112 bowl games under the league umbrella, including four appearances in BCS games and one CFP game. The MW has earned 90 postseason bids in men's basketball, with six Sweet 16 appearances, as well as three NIT Final Four berths. MW women's basketball has tallied 83 postseason slots, including 39 NCAA bids, five Sweet 16 appearances and one Elite Eight berth since 2000.

Aztec Coaches & Staff



MOUNTAIN WEST-RECORD 14-TIME CONFERENCE CHAMPIONS



Inside:

Brian Dutcher	22
Dave Velasquez	26
Chris Acker	27
JayDee Luster	28
Mark Fisher	29
Matt Soria	30
JD Pollock	31
Support Staff	32



The Tradition Of Excellence Continues Under Dutcher

Head Coach Brian Dutcher

Overall Division I Head Coaching Experience

San Diego State: 119-40 (Five Seasons) • Three NCAA Tournament Berths • Four Conference Championships

Overall Division I Coaching Experience

Overall: 738-347 (33 Seasons) • San Diego State: 505-249 (23 Seasons)

NCAA Champion • Three NCAA Final Four Appearances

19 NCAA Tournament Berths • 26 Postseason Appearances • 15 Conference Championships

Brian Dutcher enters his sixth season as head coach after five years in which he led the Aztecs to four Mountain West title games, their conference-high 11th, 12th, 13th and 14th Mountain West titles and three times back to the NCAA tournament.

Dutcher, who took over the helm of the program following Steve Fisher's retirement announcement on April 11, 2017, was on The Mesa for all of Fisher's 18 seasons. He held the title of associate head coach/head coach in waiting for six years and is the program's 15th

head coach.

Over the course of his 23 years at San Diego State, Dutcher has helped the Aztecs reach the postseason 16 times, including 11 trips to the NCAA tournament, win a conference-best 14 Mountain West titles and record 17 seasons of at least 20 victories. He is the only coach in the 101-year history of San Diego State men's basketball to win at least 20 games in each of his first five seasons at the helm of the program and his 119 victories are the most of any first-time Division I head coach who began at their current institution since the start of the 2017-

18 season.

His .748-win percentage (119-40) entering the 2022-23 season is the best in program history, as is his .600-win percentage (9-6) against top-25 opposition.

In 2017-18, Dutcher's first roster as head coach featured a pair of seniors that had won multiple Mountain West titles and had NCAA tournament experience in Trey Kell and Malik Pope.

The Aztecs went through their ups and downs with multiple players getting bit by the injury bug into the thick of conference play. Dutcher



MOUNTAIN WEST-RECORD 14-TIME CONFERENCE CHAMPIONS



and SDSU, however, righted the ship, winning six consecutive games to end the regular season and captured the program's 11th crown, the MW tournament, and returned to the NCAA tournament. Dutcher was the only first-year head coach to guide his team to the 2018 NCAA tourney and one of six to have won at least 20 games. SDSU finished the campaign with a 22-11 record, with the 22 wins representing the most by a first-year Aztec men's basketball head coach and the second-most among first-year coaches that season.

The 2018-19 season saw the Aztecs return to the Mountain West championship game after twice defeating nationally ranked Nevada, including a 65-56 victory over the Wolf Pack in the semifinal of the conference tournament. The team posted a 21-13 record, the 13th consecutive season with at least 19 victories. He is the only head coach in program history to record 20+ wins in each of his first two seasons. After the season concluded, sophomore Jalen McDaniels was selected in the second round of the NBA Draft by the Charlotte Hornets.

In 2019-20 his squad ripped off a program-record 26 straight wins to open the season and peaked, for eight weeks, at No. 4 in both the Associated Press and USA Today Coaches top-25 polls, before finishing the regular season at No. 6. The Aztecs went 30-2 on the year, including 17-1 in Mountain West play and Dutcher earned USA Today National Coach of the Year, Mountain West Coach of the Year (in both the coaches and media polls), NABC Division I District 17 Coach of the Year and USBWA District IX Coach of the Year. In addition, he was one of five finalists for the 2020 Werner Ladder Naismith Men's College Coach of the Year Award.

His team's 30 wins in 2019-20 are the third most and its two defeats are the fewest in program history. SDSU's 17 wins in conference play are the most in program history. Its one loss is the fewest in the Aztecs' Division I era and equals the fewest since 1926-27, when it moved from junior college competition to the National Association of Intercollegiate Athletics (NAIA). San Diego State opened the 2019-20 league slate with a 15-game winning streak which set a new Mountain West record.

Led by junior guard and consensus All-American Malachi Flynn, who would be a first-round selection of the NBA Toronto Raptors, the team won the Continental Tires Las Vegas Invitational with a blowout victory over Creighton and a 16-point comeback win against Iowa in the championship game. In addition, the Aztecs handed Utah a 28-point loss in the Basketball Hall of Fame Classic, three days after the Utes beat then No. 6 Kentucky.

In addition to Flynn, junior Matt Mitchell,

and seniors KJ Feagin and Yanni Wetzell, were recognized by the MW in its postseason awards as well as numerous other national outlets.

In the COVID-affected season of 2020-21, the Aztecs were once again the cream of the Mountain West crop posting a 23-5 record, including a 14-3 mark in league play. San Diego State earned the league's regular season and tournament crowns to earn an automatic bid to the NCAA tournament, where it was a 6-seed. For the second consecutive campaign, Dutcher was named Coach of the Year of both the Mountain West and NABC Division I District 17.

The Aztecs opened the season with a win over No. 22 UCLA and just over two weeks later won at No. 23 Arizona State. The team reached the Mountain West title game for the fourth straight season and earned a measure of revenge in the championship game, defeating Utah State, 68-57, the team that had knocked them off in the previous two league title games.

The team was led by seniors Matt Mitchell and Jordan Schakel, who became the 34th and 35th players in program history, respectively, to score 1,000 points in their careers. Mitchell was named an honorable-mention AP All-American honors, Mountain West Player of the Year, first-team All-Mountain West, Mountain West All-Defensive Team, NABC first-team All-District 17, USBWA first-team All-District IX, Basketball Times West Coast All-District Team, Mountain West Tournament Most Valuable Player, Mountain West All-Tournament Team and was the sixth player, and first Aztec, in Mountain West history to earn Player of the Year & Tournament MVP in the same year.

Schakel was named second-team All-Mountain West, NABC second-team All-District 17 and a Mountain West All-Tournament Team honoree.

Nathan Mensah was an honorable mention All-Mountain West performer and member of the league's All-Defensive Team. Trey Pulliam also received honorable mention All-Mountain West designation.

The 2021-22 campaign demonstrated, that despite losing its top three scorers from the previous season, the Aztecs reload while other programs in the Mountain West rebuild. SDSU saw the graduation of two homegrown 1,000-point scorers in Matt Mitchell (1,471 points) and Jordan Schakel (1,034 points) as well as Terrell Gomez (1,877 points), who transferred to SDSU prior to the season, but Dutcher kept things rolling on The Mesa.

For the fifth consecutive year, he guided the Aztecs to 20-plus wins (23-9), and a bid to the NCAA tournament for the second straight campaign, the third since taking the helm of the program prior to the start of the 2017-18

Collegiate Coaching Experience

1984-85 Graduate Assistant, Illinois

Coached under Lou Henson, who retired as Illinois' all-time leader in victories and was a 2015 National Collegiate Basketball Hall of Fame inductee... Helped the Illini to a pair of NCAA Sweet 16 appearances and a 1984 Big Ten championship.

1986-88 Assistant Coach, South Dakota State

Helped the Division II program go from eight wins his first season (8-20; 3-15 NCC) to 16 his second (16-12; 7-11 NCC) to 21 his third and final year (21-9; 13-5 NCC)... The 21-9 team advanced to the NCAA South Central Regional and went 1-1.

1989-98 Assistant Coach, Michigan

Part of a Wolverine coaching staff that helped Michigan win its only national championship to date in men's basketball (1989)... Guided the Wolverines to three of the school's five national championship game appearances... Guided Michigan to the postseason all 10 years while in Ann Arbor (8 NCAA, 2 NIT)... Helped UM win both an NCAA and NIT championship... Coached the Wolverines to a 233-98 record in 10 seasons.

1999-2017 Asst. Coach; Assoc. Head Coach/Head Coach in Waiting, SDSU

Played a role in one of the greatest turnarounds in college basketball history by taking a program that won four games the year before his arrival to four Mountain West tournament championships, six MW regular-season titles, eight NCAA tournament berths and five appearances in the postseason NIT... Team went 5-23 his first season (1999-00) and has gone on to post a .500 or better record 15 times... Helped SDSU win 20 or more games in 12 of the last 16 seasons.

2017-Present Head Coach, San Diego State

The 2021-22 campaign marked his fifth season as head coach, 10 seasons after he was named the Aztecs' associate head coach/head coach in waiting... He enters his sixth season after guiding SDSU to a 76-16 record in the last three campaigns, a national ranking of as high as No. 4, and has a career mark of 119-40... He is the only head coach in program history to record 20+ wins in each of his first five seasons... In 2017-18, he was the only first-year head coach to lead his team to the NCAA Tournament and in the previous 101 seasons of SDSU basketball, no other coach has won more games and/or won a conference title in his initial season.

INTRODUCTION

COACHES & STAFF

PLAYERS

2021-22 REVIEW

RECORDS

HISTORY

UNIVERSITY

AZTEC BASKETBALL MEDIA GUIDE

Brian Dutcher



MOUNTAIN WEST-RECORD 14-TIME CONFERENCE CHAMPIONS

HIGHEST WINNING PERCENTAGE* (SINCE 2017-18)				
Rk.	Team	W	L	Pct.
1.	Gonzaga	155	16	.906
2.	Houston	143	30	.827
3.	Kansas	140	36	.795
4.	Virginia Belmont	128	34	.790
6.	Villanova	134	36	.788
7.	Duke	131	38	.775
8.	San Diego State	119	40	.748
9.	Liberty	126	43	.746
10.	Baylor	120	42	.741

* - minimum of 159 games played

9-6 overall against ranked teams.

Senior forward Nathan Mensah, who had been one of the best back line defenders in the Mountain West for three years, emerged as the most dominant force on that end of the floor, earning the league's Defensive Player of the Year after leading the conference in blocks (71) and blocks per game (2.2). In addition, Mensah earned inclusion on the MW All-Defensive Team and was a third-team all-league performer.

Matt Bradley, a transfer from California, slipped seamlessly into the Aztecs offense, led the team in scoring, 16.9 points per game, and was named the Mountain West Newcomer of the Year, first-team All-Mountain West, second team NABC All-District 17 and earned both ESPN and NCAA March Madness National Player of the Week honors. In addition, sophomore guard Lamont Butler was a Mountain West All-Defensive Team designee and Chad Baker was the league's sixth man of the year.

For the 17th consecutive season, finishing with a 14-1 mark, the Aztecs posted a winning record on its home floor. The 2021-22 campaign also marked the 17th straight year, SDSU was in double digits as far as wins and it topped all Division I institutions in the state of California in total attendance.

The key to the Aztecs success continues to

be its defense. SDSU finished the year No. 2 nationally in defensive efficiency, according to KenPom. It also had San Diego State in the top-10 nationally in effective field goal defense (No. 5) and two-point percentage defense (No. 6). In addition, the Scarlet and Black ranked No. 16 in block percentage, No. 29 in turnovers percentage, No. 33 in three-point defense and No. 42 in steal percentage.

Since 2008-09, Dutcher and SDSU twice

advanced to the NCAA Sweet 16 (2011, 2014) and NIT semifinal round (2009, 2016), won at least 25 games eight times and captured 14 MW championships (eight regular season, six-tournament).

Dutcher arrived at SDSU shortly after Fisher was hired on March 26, 1999. In his first year in "America's Finest City," the Aztecs won only five games, but improved upon their win total from the season before. After that, San



season. If not for the cancellation of the 2020 NCAA tournament, SDSU, which was projected to be a No. 1 or No. 2 seed with a 30-2 record, the 2021-22 season would have marked the third straight, and fourth overall, NCAA appearance.

San Diego State posted a 2-2 record against top-25 opponents, including a 79-49 dismantling of the No. 20 Colorado State at Viejas Arena on Jan. 8, the worst beating SDSU has ever handed to a ranked opponent, and a 63-58 win over the No. 23 Rams in the semifinal of the Mountain West Championship. Entering 2022-23, Dutcher is 5-0 against top-25 opponents in Viejas Arena and as previously noted,

Brian Dutcher Division I Coaching History

Year	School	Position	Conference			Postseason/Honors	
			W-L	Pct.	Pct.		
10 Seasons	Michigan	Assistant Coach	233-98	.704	111-67	.624 8 NCAA Tournaments, 10 Postseason Appearances, NCAA Champion (1989) NCAA Runner Up (1992, 1993)	
Year	School	Position	W-L	Pct.	W-L	Pct.	Postseason/Notes
1999-00	San Diego State	Assistant Head Coach	5-23	.179	0-14	.000	
2000-01	San Diego State	Assistant Head Coach	14-14	.500	4-10	.286	8th-most improved team in the country (Sagarin Ratings)
2001-02	San Diego State	Assistant Head Coach	21-12	.636	7-7	.500	NCAA First Round; Aztecs' first NCAA trip since 1985
2002-03	San Diego State	Assistant Head Coach	16-14	.533	6-8	.429	NIT Second Round; First win in D-I postseason tourney
2003-04	San Diego State	Assistant Head Coach	14-16	.467	5-9	.357	Overcame loss of four starters for fourth straight season w/14 wins
2004-05	San Diego State	Assistant Head Coach	11-18	.379	4-10	.286	Young Aztecs drop seven games by four pts. or less or in OT
2005-06	San Diego State	Assistant Head Coach	24-9	.727	13-3	.813	NCAA First Round; MW regular season and tourney champions
2006-07	San Diego State	Assistant Head Coach	22-11	.667	10-6	.625	NIT Second Round; First road win in D-I postseason tournament
2007-08	San Diego State	Assistant Head Coach	20-13	.606	9-7	.563	NIT First Round; Third straight 20-win season
2008-09	San Diego State	Assistant Head Coach	26-10	.722	11-5	.688	NIT Semifinals; Then SDSU-record 26 victories
2009-10	San Diego State	Assistant Head Coach	25-9	.735	11-5	.688	NCAA First Round; MW tournament champions
2010-11	San Diego State	Assistant Head Coach	34-3	.919	14-2	.875	NCAA Sweet 16; MW reg.-season, tourney champs; SDSU-record 34 wins
2011-12	San Diego State	Assoc. HC/HC in Waiting	26-8	.765	10-4	.714	NCAA Second Round; MW regular-season champions
2012-13	San Diego State	Assoc. HC/HC in Waiting	23-11	.676	9-7	.563	NCAA Third Round; Fifth straight 23+ win season
2013-14	San Diego State	Assoc. HC/HC in Waiting	31-5	.861	16-2	.889	NCAA Sweet 16; MW regular-season champions
2014-15	San Diego State	Assoc. HC/HC in Waiting	27-9	.750	14-4	.778	NCAA Third Round; MW co-regular-season champions
2015-16	San Diego State	Assoc. HC/HC in Waiting	28-10	.737	16-2	.889	NIT Semifinals; MW regular-season champions
2016-17	San Diego State	Assoc. HC/HC in Waiting	19-14	.576	9-9	.500	Lost 28 games due to injury; 2-11 in games decided by eight pts. or less
2017-18	San Diego State	Head Coach	22-11	.667	11-7	.611	NCAA First Round; MW tourney champions; Only first-year coach in NCAA tournament
2018-19	San Diego State	Head Coach	21-13	.617	11-7	.611	MW tourney runner-up; Only team to defeat nationally ranked Nevada twice in 2018-19
2019-20	San Diego State	Head Coach	30-2	.966	17-1	.944	MW regular season champions, reached MW tourney title game for third straight year
2020-21	San Diego State	Head Coach	23-5	.821	14-3	.824	NCAA First Round; MW regular-season & tournament champions
2021-22	San Diego State	Head Coach	23-9	.719	13-4	.765	NCAA First Round, reached MW tournament title game for fifth straight year
23 Seasons at SDSU			505-249	.670	234-136	.632	11 NCAA Tournaments, 16 Postseason Appearances
			W-L	Pct.	W-L	Pct.	Postseason
33-Season Career Totals			738-347	.680	345-203	.630	19 NCAA Tournaments, 26 Postseason Appearances



DUTCHER BY THE NUMBERS

- 1989 NCAA Champion
- 3 NCAA title game appearances
- 19 NCAA tournament appearances
- 25 postseason appearances
- 14-time Mountain West champion
- 2020 USA Today National Coach of the Year
- 2020 & 2021 MW Coach of the Year
- 2020 & 2021 NABC District 17 Coach of the Year
- 2020 USBWA District IX Coach of the Year
- Five consecutive years of 21+ wins
- Five-year overall record 119-40 (.748)
- Five-year Mountain West record 66-22 (.750)

Diego State posted a 14-14 record in 2000-01, before winning the 2002 MW Championship, earning an NCAA tournament bid and finishing with a 21-12 record. The 2002-03 campaign saw SDSU receive an NIT invitation, which culminated in the program's first Division I postseason victory.

After helping attract the program's first McDonald's All-American to the 2002-03 squad, Dutcher assisted in securing the signatures of future all-league performers Brandon Heath

and Marcus Slaughter. The duo started their first two seasons on The Mesa, leading to the school's first MW regular-season and tournament title sweep in 2005-06.

The Aztecs advanced to the NCAA tournament and that appearance led to a string of 10 consecutive postseason berths.

From the 2006-07 campaign through 2008-09, San Diego State registered 20 or more wins and went to three straight NITs and in 2009, the Aztecs advanced to the NIT semifinal.

The run to the NIT semifinals was a springboard to the most successful run in SDSU basketball history. Led by future NBA first-round draft pick and NBA champion Kawhi Leonard, the 2009-10 Aztecs won the MW Championship, advanced to the NCAA tournament and finished with a 25-9 record.

The NCAA experience from the 2009-10 squad proved fruitful in 2010-11, when it returned all five starters, including Leonard, and a freshman named Jamaal Franklin, who would turn out to be a future MW Player of the Year and NBA draft selection. With Dutcher on staff, SDSU won its first 20 games of the year,

shared the MW regular-season title and captured the MW tournament crown. The Aztecs moved on to the NCAA tournament as a No. 2 seed and won the program's first Division I NCAA tournament game. San Diego State, which was ranked as high as No. 4 and received first-place votes at one point in the season, advanced to the Sweet 16 and fell to the eventual national champion, finishing with a school-record 34 wins, a mark that still stands today. The Aztecs' also found themselves in the final top-25 polls, ranking sixth in the AP and 11th in the USA Today Coaches Poll.

Five months after SDSU's record-setting 2010-11 campaign, the University elevated Dutcher from associate head coach to associate head coach/head coach in waiting.

The next year the Aztecs advanced to the 2012 NCAA tournament as an at-large team and recorded 26 wins. The following season, San Diego State was again an at-large selection to the 2013 NCAA tournament, moved on to the round of 32 for the second time in three years and finished with 23 victories.

Another NCAA Sweet 16 run was in the cards in Dutcher's third season as the head

ELITE LEADERS

Since the start of the 2017-18 season, only two first-time head coaches who were hired that year, have amassed at least 100 victories.

1. Brian Dutcher, San Diego State 119
2. Bob Richey, Furman 111

coach in waiting. The Aztecs opened the season by winning 21 of their first 22 games, including 20 in a row at one point, and were led by seniors Xavier Thames, who would become an NBA draft pick, and Josh Davis. SDSU won its second outright Mountain West regular-season title and later swept through two games in Spokane, Washington, to secure its second Sweet 16 appearance in four years. San Diego State won 31 games and finished ranked 13th in the AP and 12th in the Coaches after rising to as high as fifth in both polls.

The 2014-15 campaign saw the Aztecs spend their fifth straight season in the top 25. In the process of winning 27 games, San Diego State earned its second straight MW regular-season crown and an at-large invitation to the NCAA tournament where they defeated St. John's in the round of 64. One season later, the Aztecs found themselves in the NIT after winning the MW by three games with a 16-2 record. San Diego State won three games and qualified for the NIT national semifinals, eventually logging 28 victories.

SDSU completed the 2016-17 slate with a 19-14 record despite experiencing a rash of injuries. The 2016 Hawaiian Airlines Diamond Head Classic champions entered 2017-18 as one of 12 teams to have won at least 19 games in 12 consecutive seasons, which was a sign of things to come in Dutcher's first year.

Before Dutcher arrived at San Diego State, he served as assistant coach and later associate head coach at Michigan under Fisher. He spent 10 seasons on the Wolverine staff. His first year in Ann Arbor was 1989 and resulted in a national title for Michigan as he assisted then-interim head coach Fisher.

The Bloomington, Minn., native led UM's recruiting efforts in 1990-91 when the Wolverines inked Juwan Howard, Ray Jackson, Jimmy King, Jalen Rose and Chris Webber. The "Fab Five" is considered perhaps the best recruiting class in NCAA history. Dutcher helped lead that group to nearly 100 wins, two berths in the NCAA championship game and a regional final over a four-year period. He was also on the Michigan staff for an NIT championship (1997).

Dutcher's recruiting prowess was cemented when Michigan had the nation's top-ranked recruiting class in 1993-94 and in 1994-95, with a group that included Maurice Taylor and



INTRODUCTION

COACHES & STAFF

PLAYERS

2021-22 REVIEW

RECORDS

HISTORY

UNIVERSITY

AZTEC BASKETBALL MEDIA GUIDE



BEST HOME RECORD*

(SINCE 2017-18)

Rk.	Team	W	L	Pct.
1.	Gonzaga	77	1	.987
2.	Houston	79	4	.952
3.	Kansas	75	7	.915
4.	Murray State	68	7	.907
5.	Purdue	69	8	.896
6.	Florida State	67	8	.893
7.	Auburn	70	9	.886
8.	Texas Tech	76	10	.884
9.	San Diego State	68	9	.883
10.	Loyola Chicago	66	9	.880

Jerod Ward. The accomplishment marked the first time that a university had the nation's top class in consecutive years, according to recruiting analyst Bob Gibbons.

Dutcher was born Oct. 30, 1959, in Alpena, Mich. He attended Jefferson High School in Bloomington, Minn., and earned a bachelor's degree in physical education from Minnesota in 1982. While an undergraduate, he worked for his father, then-Gopher head coach Jim Dutcher. He then spent one season in the prep ranks at Apple Valley (Minn.) High School before becoming a graduate assistant at Illinois, where he earned his master's degree in physical education and athletic administration.

While in Champaign, Dutcher helped Lou Henson lead the Illini to a Big Ten championship, two appearances in the Sweet 16 and one regional final.

Dutcher's first full-time coaching job came at South Dakota State, where he spent three seasons helping turn around the Division II program before departing in 1988 for Michigan.

His final season in Ann Arbor ended with the Wolverines claiming the first-ever Big Ten Tournament championship.

Dutcher and his wife, Jan, have two daughters, Erin and Liza.



Notable College Players Coached by Brian Dutcher

- **Glen Rice, Forward (Michigan)**
1989 NCAA Champion, 1989 First-Round NBA Draft pick, two-time first-team All-Big Ten, 1989 Big Ten Player of the Year, 1989 second-team consensus All-America, 1989 NCAA Tournament Most Outstanding Player.
- **Rumeal Robinson, Guard (Michigan)**
1989 NCAA Champion, 1990 First-Round NBA Draft pick, 1990 second-team consensus All-America, 1990 first-team All-Big Ten, 1988 & 1989 NCAA Tournament All-Region, 1989 NCAA All-Tournament.
- **Loy Vaught, Forward (Michigan)**
1989 NCAA Champion, 1990 First-Round NBA Draft pick.
- **Terry Mills, Forward (Michigan)**
1989 NCAA Champion, 1990 First-Round NBA Draft pick.
- **Chris Webber, Forward (Michigan)**
2021 NBA Hall of Fame inductee, 1993 First-Round NBA Draft pick, 1993 first-team consensus All-America, 1993 first-team All-Big Ten, 1992 USBWA Freshman of the Year, 1992 Big Ten Rookie of the Year.
- **Juwan Howard, Forward (Michigan)**
1994 First-Round NBA Draft pick, 1993 & 1994 All-America, three-time All-Big Ten, 23-year NBA career, two-time NBA Champion, 2021 Big Ten, USBWA & AP Coach of the Year.
- **Jalen Rose, Guard (Michigan)**
1994 First-Round NBA Draft pick, 1994 second-team consensus All-America, four-time All-Big Ten, 1992 & 1993 NCAA Tournament All-Region, 1992 NCAA All-Tournament.
- **Jimmy King, Guard (Michigan)**
1995 Second-Round NBA Draft pick, four-time All-Big Ten, 1995 Big Ten Champion.
- **Maurice Taylor, Forward (Michigan)**
1997 First-Round NBA Draft pick, 1995 Big Ten Rookie of the Year, two-time All-Big Ten.
- **Robert Traylor, Center (Michigan)**
1998 First-Round NBA Draft pick, 1997 NIT Most Valuable Player, 1998 Big Ten Tournament MVP, three-time All-Big Ten.
- **Maceo Baston, Forward (Michigan)**
1998 Second-Round NBA Draft pick, three-time All-Big Ten.
- **Randy Holcomb, Forward (San Diego State)**
2002 Second-Round NBA Draft pick, two-time USBWA All-District, 2002 first-team All-Mountain West, 2001 Mountain West All-Newcomer Team, 2002 Mountain West Tournament MVP, Aztec Hall of Fame inductee, 1,002-career points, 2002 Mountain West scoring champion.
- **Kawhi Leonard, Forward (San Diego State)**
2011 First-Round NBA Draft pick, 2011 second-team consensus All-America, two-time USBWA All-District, two-time NABC All-District, two-time All-Mountain West, 2010 Mountain West Freshman of the Year, 2011 Mountain West All-Defensive Team, 2010 Mountain West Tournament MVP, two-time NBA Champion, two-time NBA Finals MVP, three-time All-NBA First Team, Two-Time NBA Defensive Player of the Year, Five-Time NBA All-Star, Aztec Hall of Fame inductee.
- **Jamaal Franklin, Forward (San Diego State)**
2013 Second-Round NBA Draft pick, 2012 Mountain West Player of the Year, two-time AP All-America, 2012 USBWA All-District, 2012 & 2013 NABC All-District, two-time All-Mountain West.
- **Jalen McDaniels, Forward (San Diego State)**
2019 Second-Round NBA Draft pick, 2019 NABC All-District, two-time All-Mountain West.
- **Malachi Flynn, Guard (San Diego State)**
2020 First-Round NBA Draft pick, 2020 second-team consensus All-America, 2020 Mountain West Player of the Year, 2020 USBWA All-District, 2020 NABC All-District, 2020 First-Team All-Mountain West, 2020 Mountain West Male Athlete of the Year, Defensive Player of the Year, Newcomer of the Year.
- **Matt Mitchell, Forward (San Diego State)**
2021 AP All-America, 2021 Mountain West Player of the Year, 2021 USBWA All-District, 2020 & 2021 NABC All-District, 2021 Mountain West All-Defensive Team, 2021 Mountain West Tournament MVP, two-time All-Mountain West.
- **Jordan Schakel, Guard (San Diego State)**
2021 NABC All-District, Two-time All-Mountain West honoree



Dave Velasquez

Assistant Coach

Education

2007
Bachelor of Arts
San Diego State

Record Breakdown

Division I Career: 465-200
SDSU Assistant: 224-78
SDSU Staff: 232-117
SDSU Player: 9-5

Dave Velasquez

Assistant Coach • 21st Season at San Diego State
San Diego State '07

Dave Velasquez enters his 21st season at San Diego State and 10th as an assistant coach. Prior to his appointment as an assistant coach, he spent six seasons as the program's director of player development.

Velasquez's responsibilities to the program include recruiting, on-court coaching, skill development and academics.

With an emphasis on the defensive side of the ball, he's played a critical role in the team finishing the past three seasons ranked No. 1 in the MW in scoring defense, allowing five fewer points per game than any other team in the league since the start of the 2019-20 campaign.

In each of the last three campaigns, SDSU led the conference in steals and in two of the last three led the league in turnover margin and scoring margin, holding opponents, on average, to double digit points per game less than it scored.

At the end of the 2021-22 regular season, San Diego State had the No. 2-rated adjusted defensive efficiency in the nation according to *KenPam.com*. Nathan Mensah was named the Mountain West Defensive Player of the Year, earned inclusion on the All-Defensive Team and was an honorable mention designee. Lamont Butler, who ranked No. 2 in the MW with 46 steals, and No. 61 in the nation with an average of 1.87 steals per game, was a member of the league's all-defensive team.

Following the 2020-21 campaign forwards Nathan Mensah and Matt Mitchell earned inclusion on the league's All-Defensive Team, and in 2019-20, Malachi Flynn was honored as the MW Defensive Player of the Year, as voted on by the league's coaches.

Nationally, in the past two seasons, the team ranked in the top-ten in scoring defense (No. 3 & No. 8) and in the top-15 in scoring margin (No. 3 & No. 13), field goal percentage defense (No. 10 & No. 12), and in the top-20 in turnover margin (No. 20 & No. 12).

Velasquez also plays a large part in the performance of Aztecs in the classroom. The Bay Area native works directly with San Diego State's academic advisors, tutors,



and mentors to ensure standards are met and exceeded.

What may go unnoticed is his relationship with players. As a former SDSU men's basketball student-athlete and recruit host, Velasquez understands all of the virtues that an Aztec basketball player possesses, which allows him to relate to the entire roster.

In his first season as an assistant, Velasquez helped ink a consensus top-15 recruiting class, while helping the Aztecs enjoy one of their finest seasons ever, which culminated in 31 wins, a Mountain West regular-season title and an NCAA Sweet 16 berth. He was also key in the development of Xavier Thames, who was a 2014 All-American, Mountain West Player of the Year and NBA draft pick.

In 2014-15, he helped coach SDSU to 27 victories, a second straight MW regular-season crown and an appearance in the third round of the NCAA tournament. Velasquez was also key in the Aztecs inking two four-star players for 2015-16, which resulted in 28 wins, another MW title and an appearance in the semifinals of the NIT. In '16-17, Velasquez helped secure another four-star player and three Division I transfers, while bringing in a three- and a four-star player for the 2017-18 campaign.

The aforementioned campaign saw Velasquez help San Diego State win 22 games, capture the program's Mountain West-leading 11th conference championship and return to the NCAA tournament for the first time since 2015. On the recruiting trail, Velasquez helped sign five players, including four four-star athletes and Malachi Flynn, one of the top Division I transfers on the market, who sat out the 2018-19 campaign.

As SDSU's director of player development, Velasquez assisted the basketball coaching staff with video breakdown, film exchange, travel, community service and handled many of the day-to-day office duties.

Prior to working as the director of player develop-

ment, Velasquez was a student manager in 2002-03 before serving as head manager from 2003-07.

In 2002-03, San Diego State earned a berth to postseason NIT, where the Aztecs picked up their first Division I postseason tournament victory en route to an appearance in the second round.

Then in 2005-06, San Diego State won the Mountain West with a 13-3 league record before winning the MW tournament. As a result, the Aztecs advanced to the NCAA Tournament for the second time under head coach Steve Fisher and won a then school-record 24 games.

Velasquez was awarded a scholarship in December 2006 and added to the active roster in January 2007.

As an official playing member of the team, Velasquez played in four games and recorded a steal. He was a member of a team that finished with a 22-11 record and advanced to the second round of the postseason NIT.

In Velasquez's five seasons as manager, the Aztecs went to the postseason three times and won 22 or more games twice.

Following his graduation from San Diego State in May 2007, Velasquez was hired at the University of the Pacific later that month. As the Tigers' graduate manager, he assisted with UOP's camps, created highlight tapes and coordinated film exchange before returning to his alma mater.

Since his return, SDSU has recorded 10 more 20-win seasons and reached the postseason in nine of the last 11 years. More recently, Velasquez has helped the Aztecs earn an NCAA tournament berth in seven of the last 10 years, win the first six NCAA tournament games in program history and reach at least the second round of the Big Dance in five of its last seven appearances, including two Sweet-16 appearances.

Velasquez is married to the former Lindsay Ward. The couple's son, Marcus, was born in 2018.



INTRODUCTION

COACHES & STAFF

PLAYERS

2021-22 REVIEW

RECORDS

HISTORY

UNIVERSITY

AZTEC BASKETBALL MEDIA GUIDE



Chris Acker

Assistant Coach

Education

2010
Bachelor of Arts
University of Phoenix

2012

Master of Arts
Concordia University

Record Breakdown

Division I Career: 154-67
SDSU Assistant: 76-16
BSU Assistant: 36-29
UH Assistant: 42-22

Chris Acker

**Assistant Coach • Fourth Season at San Diego State
University of Phoenix '10**

Chris Acker begins his fourth season at San Diego State as an assistant coach after joining the program on June 2, 2019.

His main responsibilities to the program include recruiting, and player development with an emphasis on the team's offense.

Focusing on the offensive side of the ball, he plays a critical role in the success of the program which has reached the championship game of the Mountain West in each of his first three seasons and NCAA tournament berths in the last two seasons.

In 2021-22, Matt Bradley, who transferred to SDSU prior to the season, was named the Mountain West Newcomer of the Year, first-team All-Mountain West, second-team NABC All-District 17 and the national player of the week by ESPN and NCAA March Madness (Andy Katz). Bradley finished the year ranked in the top-15 on the program's single season lists for points, field goal attempts and 3-point field goal percentage. In addition, Chad Baker-Mazara was named the Mountain West Sixth Man of the Year.

In 2020-21 the team led the MW in field goal and 3-point field goals. Matt Mitchell was named Mountain West Player of the Year and received first-team honors from the Mountain West, NABC District 17, USBA District IX & West Coast All-District from *Basketball Times*, and was an AP honorable mention All-American.

Jordan Schakel, Trey Pulliam and Nathan Mensah were recognized as All-Mountain West performers in 2021-21, and Schakel earned second-team NABC District 17 distinction.

In 2019-20, the team finished the season ranked No. 1 in the Mountain West in scoring margin (+15.38/g) and free throw percentage (77.1 percent). The Aztecs ranked second in field goal percentage (29.8 percent) & three-point field goal percentage (38.0 percent), third in three-point field goals (9.09/g), fourth in offensive rebounds (9.74/g), and fifth in assists (13.03/g).

Nationally SDSU ranked No. 3 in scoring margin, No. 13 in three-point field goal percentage, No. 16 in free throw percentage & fewest turnovers per game (10.8), No. 26 in three-point field goals per game, No. 34 in field goal percentage, No. 38 in total assist (474) and



No. 46 in assists per game (14.8/g).

Among his two highest achieving pupils in 2019-20, Malachi Flynn and Yanni Wetzell, Flynn was the third consensus All-American in program history. In total, Flynn earned second-team All-America designation from The Associated Press, National Association of Basketball Coaches (NABC), United States Basketball Writers of America (USBWA), The Sporting News, CBS Sports, NBC Sports and The Athletic. He received first-team honors from Sports Illustrated and STADIUM. In addition, Flynn was the Mountain West Player of the Year, a first-team All-Mountain West selection in both the coaches and media polls and in the Continental Tires Las Vegas Invitational and Basketball Hall of Fame Classic was named the Most Valuable Player.

Wetzell, who had averaged 5.9 point and 5.4 rebounds in 2018-19, upped his production under Acker's tutelage to 11.6 points and 6.5 rebounds. Wetzell earned All-Mountain West honors in both the coaches and media polls and was included on the 2019 Continental Tire Las Vegas Invitational All-Tournament Team.

Acker arrived at SDSU after two seasons at Boise State where he played a key role in defense, recruiting and skill development for the Broncos.

In the 2017-18 season, Acker helped lead Boise State to its best defensive efficiency rating this century; they ranked 42nd nationally and led the MW during the conference season. In his two years in Boise, the Broncos ranked third in the Mountain West in points allowed per game. Chandler Hutchinson was the Mountain West Player of the Year, and he was honored as All-District VIII by the USBWA, NABC first-team All-District 17 and first-team all-Mountain West.

In 2018-19, Justinian Jessup, was third-team All-Mountain West, and Boise State's leading scorer and rebounder. In addition, he finished the season tops in assists, steals and blocks, to become the first player in program history to lead the team in the five major

statistical categories in a season.

Prior to Boise, Acker spent two years as an assistant coach at Hawai'i, where he helped guide the team to a program-record 28 victories and the 2016 Big West title. The team advanced to the NCAA Tournament as a No. 13-seed and defeated No. 4-seed California, to earn the school's first postseason victory. In Honolulu, he mentored Stefan Jankovic to the Big West Conference Player of the Year and first-team All-Big West honors.

Acker joined the Hawai'i staff after two years as head coach of West Los Angeles College. In his first season, he coached a squad made up of 11 true freshmen, then the next season more than doubled his win total (18-9) and qualified for the California Community College Athletic Association (CCCCAA) regional playoffs.

Acker was an assistant coach, and later associate head coach, at Citrus College for the six years prior to moving to West LA College. At Citrus, the Owls won the 2008 California state championship, and made it to the Final Four two years later. Acker was also part of four Western State Conference championships and instrumental in Citrus posting a dominant 92-9 record during his tenure, the best six-year run in CCAA history.

Originally from Los Angeles, Calif., Acker played two years at Howard College in Big Spring, Texas, before finishing his collegiate playing career at Chaminade University in Honolulu, Hawaii. He was a key contributor to the Silverswords and was part of the team that upset Villanova in the 2003 EA Sports Maui Invitational.

Acker played professionally for four seasons, beginning in Greece and Portugal and finishing in the United States where he played in the ABA and CBA.

Acker earned his bachelor's degree in human services management from the University of Phoenix in 2010 and later was awarded a master's degree in coaching and athletic administration from Concordia University in Irvine, California in 2012.

Acker has two sons: Malakai and Elijah.



INTRODUCTION

COACHES & STAFF

PLAYERS

2021-22 REVIEW

RECORDS

HISTORY

UNIVERSITY

AZTEC BASKETBALL MEDIA GUIDE



JayDee Luster

Assistant Coach

Education

2011
Bachelor of Science
Wyoming

2014

Master of Arts
Arizona

Record Breakdown

SDSU/Division I Career: 88-86
SDSU Assistant: 23-9
UOP Assistant: 65-77

JayDee Luster

Assistant Coach • Second Season at San Diego State Wyoming '11

JayDee Luster, a native of San Diego and 2007 graduate of Hoover High School, enters his second season on the Aztecs men's basketball bench after being named an assistant coach on August 27, 2021.

Luster's responsibilities to the program include recruiting, on-court coaching, and skill development.

In his first full season on The Mesa, he helped the Aztecs sign a pair of 4-star prospects, Miles Byrd and Elijah Saunders, for the 2022-23 recruiting class, as well as playing a large roll in the recruitment of transfers Darrien Trammell (Seattle U) and Micah Parrish (Oakland).

Luster comes to The Mesa after spending the previous five seasons as an assistant coach at the University of the Pacific (UOP). While at UOP, he helped a program that won just nine games the year prior to his arrival, into a team which posted double-digit wins in three of the next four seasons, including a single-season best 23 victories in 2019-20. Through his guidance, Jahliel Trip scored 1,223 points, and 10 Tigers were All-WCC honorees in his time in Stockton.

For the 2015-16 season, Luster was a member of the staff of the NBA's Dallas Mavericks serving as a player development coach designing individual drills and workouts to develop players skills on a roster which included Dirk Nowitzki and Andrew Bogut.

Luster was at Bradley University for the 2014-15 school year and served as the program's director of basketball operations. While with the Braves, he worked on advanced preparation of scouting reports, assisted with video coordination and operations, game day operations, and preparation of recruiting visits, both unofficial and official.

For the 2012-13 and 2013-14 seasons, Luster was a graduate assistant at Arizona. In his two years on the Arizona bench, the Wildcats were 60-13 (.822),



and reached the nation's No. 1 ranking for eight weeks during the 2013-14 campaign. In his first season at Arizona, the team went 27-8 and reached the Sweet 16 in the NCAA Tournament. In his second season in Tucson, he helped the Wildcats to a 33-5 record, the 2014 Pac-12 Conference regular-season championship and a run to the Elite 8. Luster was responsible for advance preparation of scouting reports, assisting with video coordination and operations, assistance with game day operations and preparation of recruiting visits.

Luster's collegiate playing career began at New Mexico State in the 2007-08 season. In his lone season in Las Cruces, he was on a team that posted a 21-14 record, 12-4 in the Western Athletic Conference (WAC), and shared the WAC regular-season title. He then transferred to the University of Wyoming, where he sat out the 2008-09 season due to NCAA transfer rules. For the next three seasons, all serving as a team captain, he competed for the Cowboys. His time in Laramie, Wyo., culminated in being named the 2012 Mountain West Defensive Player of the Year. Luster finished his career ranked No. 8 in Wyoming history with 344 career assists and helped lead the Cowboys to a 21-12 record as a senior, and a quarterfinal appearance in the 2012 College Basketball Invitational. In each of these three seasons at Wyoming, he led the team in assists and his 11 assists versus Peru State on Nov. 18, 2009, still rank as the fourth most in Wyoming's Arena-Auditorium history.

In six games against the Aztecs, while a member of

the Wyoming program, Luster averaged 6.2 points, 3.5 assists and 2.3 rebounds. His most memorable moment playing against San Diego State came in Laramie on Jan. 9, 2010. Luster hit the go ahead 3-pointer with six seconds remaining in an 85-83 Cowboys victory. He played in 117 collegiate games and made 81 starts.

Luster was a San Diego prep star at Hoover High School, where upon his graduation in 2007, was the career leader in assists and steals with 857 and 559, respectively. Luster completed his high school career with 1,890 points and was a three-time Student Sports Magazine All-American, a three-time all-state selection, a two-time Central League Player of the Year, a four-time All-Central League honoree and the 2004 California Freshman of the Year. He led Hoover to two league titles, two California Interscholastic Federation (CIF) finals appearances and one CIF championship. In his four years, he averaged 19.5 points, 8.8 assists, 5.8 steals and 4.3 rebounds. When his senior season ended due to injury, he was averaging 23.3 points, 7.7 assists and 7.1 steals per game. As a junior, he led Hoover to a school record 28 wins (28-6) and its first CIF San Diego Championship in 44 years.

Luster earned bachelor's degrees in social science (2011) and criminal justice (2012) at Wyoming and was awarded a master's degree in educational leadership from the University of Arizona in 2014. He and his wife, Tajia, have three boys: five-year old Kaius and one-year old identical twins Jaxon and Jayden.

INTRODUCTION
 COACHES & STAFF
 PLAYERS
 2021-22 REVIEW
 RECORDS
 HISTORY
 UNIVERSITY
 AZTEC BASKETBALL MEDIA GUIDE



Mark Fisher

Assistant to the Head Coach

Education

2001
Bachelor of Arts
University of Michigan

Record Breakdown

Division I Career: 465-199
SDSU Assistant: 154-54
SDSU Staff: 311-145

Mark Fisher

Assistant to the Head Coach • 21st Season at San Diego State Michigan '01

Mark Fisher enters his 10th season as assistant to the head coach and 20th overall at San Diego State. He is the son of former Aztec head coach Steve Fisher, who was at the helm of the program for 18 seasons before retiring at the end of the 2016-17 campaign.

Fisher advises the coaching staff on game planning, breaks down film of both the Aztecs and opponents, assists with scheduling, on campus recruiting, practice plans and workouts.

Prior to his current role, Fisher was an assistant coach who helped the Aztecs to eight consecutive 20-win seasons, including five straight years with at least 23 victories, to go with eight consecutive postseason berths. Among the highlights during that stretch were 2011's 34-3 record and Sweet 16 appearance. In 2012-13, SDSU advanced to the NCAA tournament for the fourth year in a row and moved on to the third round for the second time in three seasons.

During his tenure as an assistant, Fisher helped secure the 2009-10 incoming class, which featured the California Player of the Year Kawhi Leonard. The 2009-10 incoming group was ranked No. 15 in the nation by The HOOP SCOOP Online and was rated as the No. 1 class among non-automatic qualifying BCS schools by The HOOP SCOOP Online and Rivals.com. ESPN.com slotted the Aztec incoming class at No. 4 in its "mid-major recruiting."

The hype was well deserved as Leonard became the first freshman in MW history to be named to the all-con-



ference first team, all while earning league freshman of the year honors and MW tournament MVP accolades. Leonard additionally was one of only four freshmen nationally to lead his team in scoring and rebounding. In 2011, Leonard was an all-conference first-team pick, All-American and first-round NBA Draft pick. He and classmate, Chase Tapley, were also regulars in the starting lineup together for two seasons. Tapley, meanwhile, was a four-year starter, all-conference selection and one of the winningest players in Aztec history.

In addition, Fisher was also the lead recruiter for James Rahon, who helped SDSU win 83 games during his three years of eligibility, including three in the NCAA tournament. With Rahon in the fold for 2010-11, Fisher helped secure a 6-5 guard in Jamaal Franklin. Three years later, Franklin became a 2013 NBA Draft pick.

The 2012-13 group, which Fisher also helped secure, was acknowledged as one of the best in the country as Rivals.com tabbed the class as the 24th-best nationally. Fisher helped sign freshman Matt Shrigley and was responsible for landing JJ O'Brien, a transfer who started 33 of 34 games in 2012-13.

As the director of operations, Fisher handled many of the day-to-day operations, including scheduling, summer camps and organizing all aspects of team travel. He also represented the basketball program with the athletic administration.

During his time supervising the team's schedule, the Aztecs played high-profile games against Arizona, California, Providence, Iowa State, Washington and

Washington State among others. In addition, he arranged SDSU to play in the BP Top of the World Classic in Fairbanks, Alaska, the Shamrock Invitational in Moraga, Calif., the World Vision Classic in Fresno, Calif., and the prestigious John R. Wooden Classic in Anaheim, Calif., in past seasons.

In his four years as the team's schedule maker, the Aztecs won 92 games, an average of 23 wins per season, and reached the postseason four times.

In previous seasons, when SDSU had two assistant coaches, Fisher officially took on coaching responsibilities, including conducting individual workouts and off-campus recruiting.

Fisher graduated from the University of Michigan in December of 2001, with a bachelor's degree in psychology.

Around basketball a majority of his life, Fisher amassed a variety of experience in a short period of time.

From 1998-2001, Fisher worked in a variety of capacities for Lincoln High School in Ann Arbor, Mich. He served as the varsity assistant head coach, head junior varsity coach and the head freshman coach during his tenure, assisting in all areas of the program.

He served as associate head coach for an Ann Arbor AAU team in the summer of 2001. Many of the players on that squad went on to play college basketball.

Fisher enjoys spending his vacation time at Devils Lake in Manitou Beach, Mich. He and his wife, Jill, live in Escondido with their son, Max.

INTRODUCTION

COACHES & STAFF

PLAYERS

2021-'22 REVIEW

RECORDS

HISTORY

UNIVERSITY

AZTEC BASKETBALL MEDIA GUIDE



Matt Soria

**Assistant A.D. • Director of Operations • 23rd Season at San Diego State
San Diego State '02**

Matt Soria begins his 23rd year with the San Diego State men's basketball program and his 15th as the director of basketball operations. In 2015-16, Soria had assistant athletic director added to his title.

In November 2007, Soria was named the director of basketball operations after Mark Fisher, who previously held the position, was promoted to assistant coach.

Soria handles day-to-day operations, including scheduling, summer camps and organizing all aspects of team travel.

During his tenure, the Aztecs have played in high-profile events such as the Maui Jim Maui Invitational, the Hawaiian Airlines Diamond Head Classic, the Wooden Legacy, the Basketball Hall of Fame Classic, and the Continental Tire Las Vegas Invitational. More recently, he helped San Diego State men's basketball join the Jordan Brand roster, which was announced in April of 2018.

As part of the deal with Jordan, the Aztecs wear the latest Jordan Brand performance footwear and all on-court apparel including uniforms, practice gear and travel attire is "Jumpman" branded.

With the announcement, SDSU became the eighth men's basketball team in the Jordan lineup, joining Florida, Georgetown, Houston, Marquette, Michigan, North Carolina and Oklahoma. The Aztecs and UCLA are the only programs in the western half of the country to be partnered with the iconic brand.

Prior to his current post, Soria was the basketball program's director of player development, a position he held for three years.

Soria assisted the basketball coaching staff with video breakdown, travel, community service and handled many of the day-to-day office duties.

During his three-year tenure as the director of player development, the Aztecs went a combined 57-38, won the 2006 Mountain West regular season and

tournament championships, earned a berth to the 2006 NCAA tournament and advanced to the second round of the 2007 postseason NIT.

Prior to his promotion to director of player development, Soria was a three-year manager for the Aztecs, serving as the team's head manager for the 2001-02 and 2002-03 seasons. Both of those seasons SDSU advanced to postseason play.

Soria graduated from San Diego State with a bachelor's degree in political science in December 2002, and earned his master's degree in educational technology from SDSU in December 2006.

Soria played collegiate basketball for two seasons at Cabrillo College in Aptos, Calif., before transferring to San Diego State.

Soria is married to the former Melissa Schuetz. The couple has an 11-year old son, Dylan, and an eight-year old daughter, Riley. The Soria family resides in San Diego.

Matt Soria

**Assistant Athletic Director
Director of Basketball
Operations**

Education

2002
Bachelor of Arts
San Diego State

2006
Master of Arts
San Diego State

Record Breakdown

SDSU Staff: 520-226





JD Pollock

Director of Player Development

Education

2009
Bachelor of Science
Kennesaw State

2011
Master of Arts
TCU

Record Breakdown

Division I Career: 183-77
SDSU Staff: 119-40
CSUB Staff: 54-37

JD Pollock

Director of Player Development • Sixth Season at San Diego State Kennesaw State '09

JD Pollock enters his sixth season at San Diego State as the program's director of player development. He joined the men's basketball coaching staff in September 2017, after a successful stint at CSU Bakersfield.

Pollock's main responsibilities for the program include scouting, film preparation, camps and academics.

In his first five seasons on The Mesa, he has helped the Aztecs to a 119-40 record, its conference-leading 11th, 12th, 13th & 14th Mountain West championships (2017-18 tournament, 2019-20 regular season & 2020-21 regular season & tournament), five straight appearances in the Mountain West Tournament championship game and the NCAA tournament for the seventh, eighth and ninth times in the last 13 years (2017-18, 2020-21, & 2021-22). In 2019-20, San Diego State completed one of the greatest seasons in Aztec history with a 30-2 record, including a 17-1 mark in conference action and a No. 6 final ranking in the AP Poll.

Prior to SDSU, Pollock spent the previous three seasons with the Roadrunners where he was CSU Bakersfield's director of operations before being promoted to assistant coach. In his first two seasons, Pollock served as the director of operations and was responsible for all operation aspects of the program. In his second year as the director of operations, he helped CSUB to its first WAC tournament championship and a berth in the 2016 NCAA tournament.

Following its NCAA run, CSU Bakersfield elevated



Pollock to assistant coach and the Roadrunners experienced similar success. In 2016-17, Pollock helped CSUB to its first regular-season WAC title and a berth in the NIT, where it advanced to the national semifinals, becoming the first No. 8 seed to make it to Madison Square Garden and New York City.

In three seasons at CSU Bakersfield, Pollock helped the Roadrunners to a 64-37 record (30-12 WAC), including a 49-19 mark in his final two years.

Prior to his time in Bakersfield, Pollock had a similar career path at Central Arizona College (CAC) where he was an assistant coach for two seasons (2011-13) before becoming the head coach for the 2013-14 campaign. As an assistant, he helped the 2012-13 Central Arizona squad post a school-record 30-5 mark that saw them capture conference, region and district championships along the way. The next season he was named head coach and ultimately helped CAC to a 64-31 record in three seasons and recruited/coached nine players that moved on to play Division I basketball, including two National Junior College Athletic Association (NJCAA) All-Americans.

Pollock landed on the Coolidge, Ariz., campus after a two-year stint at TCU where he was a graduate assistant for the 2009-10 and 2010-11 seasons. While in Fort Worth, Pollock earned his master's degree, which came after a playing career at Kennesaw State. The 2008-09 team captain received his bachelor's degree later that year in sports management.

Pollock began his collegiate playing career at Berry College in Rome, Ga. In 2005, he ranked third nationally in NAIA in steals.

Pollock and his wife, Irene, live in San Diego and welcomed their first child, a daughter named Paisley, in August of 2020 and are awaiting the arrival, in January, of their second child, a boy named Payton.

INTRODUCTION

COACHES & STAFF

PLAYERS

2021-22 REVIEW

RECORDS

HISTORY

UNIVERSITY

AZTEC BASKETBALL MEDIA GUIDE



Sergio Ibarra

Associate Athletic Trainer

Sergio Ibarra

**Associate Athletic Trainer • Seventh Season at San Diego State
Alfred University '06**

Sergio Ibarra is in his seventh season with San Diego State as an associate athletic trainer with his primary focus on the men's basketball and men's golf programs. He also provides assistance for SDSU's other athletic teams.

Ibarra handles all the medical needs for the men's basketball squad throughout the year, and supervises and coordinates all rehabilitative efforts in case of injury.

A certified member of the National Athletic Trainers Association (NATA), Ibarra comes to the Aztecs from his most recent stop as the head athletic trainer of the New York Cosmos Soccer Club, a National Premier Soccer League (NPSL) team in Uniondale, N.Y.

Ibarra has extensive collegiate experience with stops at the University of Bridgeport, Hofstra University, Westmont College, Elmira College and Santa Barbara City College.

Along the way, Ibarra has also gained clinical experience throughout the state of New York and in California, more specifically Santa Barbara and San Luis Obispo Counties.

A former student-athlete, Ibarra was a four-year lacrosse player at Alfred University in Alfred, N.Y., where he earned his bachelor's degree in athletic training, exercise science in 2006. While obtaining his degree, Ibarra was a member of the Student-Athlete Advisory Committee (SAAC) and president of the Athletic Training Club in 2004-05.

From Alfred, Ibarra went 75 miles east to Elmira College in Elmira, N.Y., where he successfully worked toward and obtained his master's degree in health service management in 2010.



Justin Landry

Assistant Strength & Conditioning Coach

Justin Landry

**Assistant Strength & Conditioning Coach • Third Season at San Diego State
Cal State East Bay '12**

With more than 12 years of experience in the athletic strength and conditioning field, Justin Landry was appointed the strength and conditioning coach for the San Diego State men's basketball programs on August 25, 2020.

Landry, a native of Oakland, Calif., spent the previous 16 months as assistant strength coach at Georgia State University in Atlanta. He worked primarily with the men's basketball as well as men's and women's golf teams, and in that time, he developed individual programs to improve athletic performance through agility training, weightlifting, core exercises and regeneration sessions.

As a result, in 2019-20, Georgia State completed its fourth straight men's basketball season of at least 19 wins. Two of the student-athletes he worked with were recognized as All-Sun Belt Conference performers, with one earning National Association of Basketball Coaches (NABC) All-District 24 designation.

Before joining the staff at Georgia State, Landry spent three years at UC Davis as its associate strength and conditioning coach, working with five sports including men's basketball. The basketball team won the 2017-18 Big West Conference regular-season title as well as the 2016-17 Big West Tournament championships. In each of those years, the team advanced to the postseason: the NCAA Tournament in 2016-17 and the NIT in 2017-18. The 2017-18 team, which finished 22-11, boasted the Player of the Year, Sixth Man of the Year, and Newcomer of the Year in the Big West. Posting a 23-13 mark in 2016-17, five student-athletes were named All-Big West performers.

He was on the strength and conditioning staff at Troy University for the 2015-16 school year where, working with men's basketball, two student-athletes earned Sun Belt Conference Player of the Week honors and one earned All-Sun Belt Conference designation. Landry began his major college professional career at the University of Texas in Austin. There he worked as the performance coach for the basketball program during the 2014-15 season in which the Longhorns went 20-13 and competed in the NCAA Tournament.

Prior to his year in Austin, Landry completed an internship at Baylor University in

Waco, Texas, and was a graduate assistant coach with the women's basketball team at Tennessee State University in Nashville, Tenn.

In addition to his college experience, Landry was the founder/owner of a strength and conditioning business in Oakland, Calif., where he worked with athletes from high school to the professional ranks.

A 2012 graduate of Cal State East Bay, with a degree in pre-athletic training, he completed his master's degree in education in sport science from Tennessee State in 2014. In addition, Landry has earned Certified Strength & Conditioning Specialist (CSCS) designation from the National Strength and Conditioning Association (NSCA).





Sam Scholl

Basketball Performance Advisor

Sam Scholl

Basketball Performance Advisor • 1st Season at San Diego State San Diego '01

Sam Scholl has been coaching men's basketball on the West Coast for the last 23 years. In that time, he has guided his teams to five postseason appearances, including one NCAA and one NIT bid.

The Gig Harbor, Wash., native was head coach of the University of San Diego Toreros from the 2018-19 to 2021-22, after accepting the position of interim head coach late in the 2017-18 campaign. In two of his four plus years at the helm, he guided the program to the postseason. Posting 20 victories in 2017-18, just the fourth time since the 1986-87 season that San Diego reached the 20-win plateau, he took the team to the quarterfinal round of the 2018 CollegelInsider.com Tournament. Then the next year, in 2018-19, his team won 21 games, reached the semifinal round of the 2019 WCC tournament for just the second time in 13 campaigns, and accepted a bid to that year's NIT. Scholl was either a player or coach for USD in three of the four times it has won at least 20 games in the last 35 years.

In a total of 13 seasons on the bench at San Diego, in stints from the 2000-01 to 2006-07 and then from 2015-16 to the end of the 2021-22 season, his players earned 27 All-WCC honors, including 10 first-team All-WCC designations, the 2003-04

league newcomer of the year, the 2005-06 defensive player of the year, and five WCC All-Freshman Team designations.

A 2001 graduate of USD, Scholl spent the first seven seasons (2000-01-to-2006-07) of his coaching career as an assistant at his alma mater. In that timeframe, he helped guide the Toreros to the championship game of the 2003 West Coast Conference (WCC) tournament and then, for just the third time in program history and the first since the 1986-87 campaign, onto that year's NCAA tournament. In six of his initial seven seasons on the San Diego bench, the team finished with a winning record.

Sandwiched between his two terms at San Diego, Scholl spent eight seasons as an assistant on the Santa Clara University bench. Beginning his tenure in the 2007-08 season, by 2013-14 had been elevated to associate head coach after helping to guide the Broncos to 24 wins in 2010-11 and the championship at that year's CollegelInsider.com Tournament, as well as a 26-win campaign in 2012-13 and that season's College Basketball Invitational tournament (CBI), which Santa Clara also won.

Scholl competed for two years at Tacoma (Wash.) Community College, then transferred to USD to play for the Toreros and completed his degree in 2001.



Kelli Margargal

Learning Specialist / Academic Advisor

Kelli Magargal

Academic Advisor/Assistant Learning Specialist • 12th Season at San Diego State San Diego State '11

Kelli Magargal is in her 12th year at San Diego State and her first working with the men's basketball program as its academic advisor and assistant learning specialist. She initially came to SDSU Athletics in 2011 as an academic tutor and in 2013 began teaching composition, rhetoric, and literature as an adjunct and associate instructor at various San Diego Community Colleges. She was elevated to Academic Coordinator in 2018 before assuming her current position prior to the start of the 2021-22 school year.

In her position, Magargal supports student-athletes in the areas of course selection and enrollment, declaration of majors, college and university requirements, as well as

NCAA academic eligibility rules and regulations.

During her time on The Mesa, Magargal earned a San Diego County Community College Association Regional Fellowship and completed a teaching internship. In addition, she has performed as an Adjunct and Associate Instructor at four local community colleges.

Magargal graduated from San Diego State in 2011 with a bachelor of arts degree in English and comparative literature. In 2013, she completed a master of arts degree at SDSU in English.



Ali Tavakol

Graduate Assistant

Ali Tavakol

Graduate Assistant • First Season at San Diego State San Diego State '22

Ali Tavakol, the San Diego State men's basketball head student manager for the past three years, was named the program's graduate assistant for the 2022-23 season in May 2022.

Tavakol has been with the program for his entire college career, and prior to the 2019-20 season, was named the Head Student Manager and held that position until his graduation in May. In that position, he led up to 10 student managers per year and his responsibilities to them included keeping them informed on the latest tasks, assigning individual roles throughout practice, teaching his staff to use the film and scoreboard equipment, and managing various other day-to-day tasks of the group.

His responsibilities to the team included working with players on a daily basis before, during and after practice to improve their skills. He led his staff in setting up everything the team needed for each practice, including making sure the correct equipment was readily available to be used by the coaches and players. In addition, he

participated in drills when needed, recorded and distributed film of practices to coaches and staff, and helped players and staff throughout road trips in whatever issues arose.

He joined the program in his freshman year (2018-19) as a student manager. He was involved in all aspects of the team's daily preparations, both before, during and after the season.

During the summer of 2019, Tavakol interned with IMPACT Basketball in Las Vegas, which is one of the top professional basketball training programs in the country. Assisting IMPACT founder Joe Abunassar, he worked with NBA players like Demarcus Cousins, Kyle Lowry, Kristaps Porzingis, Julius Randle, and Harrison Barnes.

Tavakol graduated from San Diego State in May 2022 with a degree in business administration with an emphasis in entrepreneurship and is enrolled in an MBA program at SDSU.

INTRODUCTION

COACHES & STAFF

PLAYERS

2021-22 REVIEW

RECORDS

HISTORY

UNIVERSITY

AZTEC BASKETBALL MEDIA GUIDE



Dr. Christopher Behr

Team Physician/Head Orthopedic Surgeon
24th Season at San Diego State

Dr. Christopher T. Behr currently serves as head team orthopedic surgeon and has been with San Diego State Athletics since 1999. He is a graduate of Cornell and Cornell University Medical College.

Dr. Behr completed his orthopedic residency and sports medicine fellowship at the renowned Hospital for Special Surgery in New York City, where he worked closely with the New York Giants.

Dr. Behr is board certified in orthopedic surgery and is a partner in the San Diego Orthopedic Associates Medical Group.

Student Managers



Nihilo Ibarra

Head Student Manager

- Rhys Aiem
- Shane Geschwind
- Jared Johnson
- TJ Meagher
- Ryan Noriega
- Ryan Schwarz



Dr. Allen Richburg

Director of Athletic Medicine
25th Season at San Diego State

Dr. Allen Richburg enters his 25th year as a member of the SDSU athletic medicine staff.

An All-America wrestler at Fresno State, Richburg is a graduate of the Loma Linda University School of Medicine. He trained in family practice at the UCLA Santa Monica Family Practice Residency and completed his training in the San Diego Sports Medicine Fellowship Program.

He is a family physician at the San Diego Sports Medicine and Family Health Center, the head physician at Patrick Henry High and Grossmont College, and a U.S. Olympic team physician at the USOC Arco Training Center in Chula Vista, Calif.



Angie Garza

Director of Athletic Equipment Services
15th Season at San Diego State
San Diego State '04

Angie Garza returned to The Mesa in the spring of 2012 as the director of athletic equipment services.

In her position, she oversees the purchasing, budgeting, fitting, maintenance and distribution of equipment for the entire Aztec athletic program, including the basketball team.

Previously, she worked at the University of San Diego as the manager of athletic equipment services for three years.

Garza's first full-time stint at SDSU was from 2004-09, when she was the assistant manager of equipment services. In that position, she helped supervise a staff of three full-time assistants and 12 student managers.

The Los Angeles native has a bachelor of science degree from San Diego State in child development with an emphasis in family development.

A certified member of the Athletic Equipment Managers' Association and resides in San Diego with her husband, Ricky

Aztec Players



MOUNTAIN WEST-RECORD 14-TIME CONFERENCE CHAMPIONS



Senior Nathan Mensah is one of the elite defenders in college basketball. The 6-9 forward can switch and defend against any player on the court, including point guards, and is the team leader in protecting the rim.

The 2021-22 Mountain West Defensive Player of the Year, he led the league with 2.2 blocks per game, ranking No. 30 nationally. His 171 career blocks rank No. 3 on the program list and is 44 swats from moving into No. 2 on that list.

Inside:

Aguek Arop	38
Jared Barnett	42
Matt Bradley	45
Keshad Johnson	49
Nathan Mensah	53
Adam Seiko	58
Cade Alger	62
Triston Broughton	65
Tyler Broughton	67
Lamont Butler	69
Jaedon LeDee	73
Micah Parrish	75
Darrion Trammell	78
Demarshay Johnson Jr.	81
Miles Byrd	81
Elijah Saunders	82
Cam Lawin	82



MOUNTAIN WEST-RECORD 14-TIME CONFERENCE CHAMPIONS

#33 Aguek Arop

Forward

6-7 • 225

Senior

4 Letters

Omaha, Neb.

Omaha South High



Career Highs

Points	14 at Air Force (1-22-21)
Rebounds	8 - 3 times; last at Colorado State (2-4-22)
Assists	3 vs. Colorado State (1-8-22)
	3 vs. Pepperdine (12-6-20)
	3 at UNLV (3-14-19)
	3 at Utah State (2-26-19)
	3 at Colorado State (2-12-19)
Field Goals	5 at Air Force (1-22-21)
Field Goals Att.	9 vs. UCLA (11-25-20)
	9 at Brigham Young (11-9-19)
3-Pt. Field Goals	1 - 8 times; last vs. Colorado State (3-11-22)
3-Pt. Field Goals Att.	3 vs. Pepperdine (12-6-20)
Free Throws	4 at Air Force (1-22-21)
	4 vs. UC Irvine (11-27-20)
	4 vs. Brown (12-29-18)
Free Throws Att.	8 vs. UC Irvine (11-27-20)
Steals	4 at UNLV (1-1-22)
	4 at Colorado State (2-12-19)
Blocked Shots	2 - 8 times; last at Wyoming (2-28-22)
Minutes	30:34 vs. Creighton (3-17-22)

Career Numbers	18-19	19-20	20-21	21-22	Total
Games Played	31	22	20	25	98
Games Started	0	0	7	0	7
Double-Figure Scoring	2	0	2	1	5
Led SDSU in Scoring	0	0	0	0	0
Led SDSU in Rebounding	0	0	2	2	4
Led SDSU in Assists	2	0	1	0	3

Inside The Numbers

- Has 129 offensive rebounds in 1,323 career minutes, an average of 3.9 offensive boards per 40 minutes played.
- Through the first three seasons of his Aztec career, spanning 73 games entering the 2021-22 season, was the only player on the roster who has more offensive rebounds than defensive boards (90 offensive, 89 defensive).
- In 59-of-98 career games, his offensive boards are equal to or greater than his defensive rebounds.
- A demon on the offensive glass, among those who have played at least 98 games in the last four years, his offensive to defensive rebound (129-to-132) percentage (49.2 percent) is the best ratio in the nation.
- Per 40 minutes played in his career, averages 10.2 points, 7.9 rebounds, 1.9 assists & steals, and 1.0 block.

INTRODUCTION

COACHES & STAFF

PLAYERS

2021-'22 REVIEW

RECORDS

HISTORY

UNIVERSITY

AZTEC BASKETBALL MEDIA GUIDE

Aguek Arop



MOUNTAIN WEST-RECORD 14-TIME CONFERENCE CHAMPIONS

A gifted rebounder and defender with length... Can play the three, four or five... Does all the things that don't show up on the statsheet that you need to win games...Has an above average basketball IQ, work ethic and athleticism.

As a Senior (2021-22 Season)

MW Ranking: No. 10 in offensive rebounds

San Diego State Scholar-Athlete... Appeared in 25 games all off the bench... Averaged .3.5 points and 3.3 rebounds in 14.9 minutes per game... Added 25 steals, 13 assists and seven blocks in 373.17 of action... Shot 37-of-81 (45.7 percent) from the field, 3-of-9 (33.3 percent) from beyond the arc, and 11-of-25 (44.0 percent) from the line... His 25 appearances are his most since his freshman campaign... Field goal percentage, .457, was the fifth highest on the squad... Matched career-high with 37 field goals and three 3-pointers, and set highs with 39 offensive boards, 33.3 percent 3-point field goal percentage, and 25 steals... Season-high 10 points came against No. 20 Colorado State (1/8)... Shot over 50 percent from the floor in 11 of the 21 games in which he attempted a field goal... On four occasions: vs. No. 24 Southern California (11/26), at UNLV (1/1), vs. No. 20 Colorado State and against No. 23 Colorado State (3/11) in the Mountain West tournament, made four field goals, a season-best and one off his career-high... Hoisted a season-high

eight shots at UNLV and vs. No. 20 Colorado State... Three-pointers came vs. No. 24 Southern California, Long Beach State (11/30) and vs. No. 23 Colorado State in the Mountain West tournament... Took a 3-pointer in eight games, with a single-game high two attempts coming against Long Beach State... Knocked down a season high two free throws vs. No. 20 Colorado State, vs. UNLV (1/24) and vs. Utah State (2/15)... Attempted a season-best four free throws vs. No. 20 Colorado State and vs. Boise State (1/22)... Produced multiple steals in eight contests, including matching a career-high with four at UNLV (1/1)... Dished out two or more assists on four occasions, including a three-assist effort vs. Colorado State which was his season-best and matched a career high... Matched a single-game high with two blocked shots vs. No. 20 Colorado State and at Wyoming (2/28)... Established a career-high with eight rebounds at UNLV and then matched it vs. No. 20 Colorado State and at Colorado State (2/4)... In 16 games, recorded more than or equaled the number of offensive rebounds to defensive boards... Equaled a career-best with five offensive rebounds vs. No. 20 Colorado State... Set a career-best with six defensive boards at UNLV... Committed one of fewer turnovers in 19-of-25 appearances and had a career-high 1.19 steal to turnover ratio... Played a career-high 30:34 vs. Creighton in the NCAA tournament.

As a Junior (2020-21 Season)

Appeared in 20 games and earned seven starting assignments... Averaged 4.2 points and 2.3 rebounds in 13.9 minutes per game... Added 13 assists, 14 steals and three blocks in 277:40 of action... Shot 33-of-68 (48.5 percent) from the floor, including 2-of-13 (15.4 percent) from 3-point range, and 15-of-31 from the line... Earned his first collegiate

2021-22 Arop Game-By-Game, Sr.

Date	Opponent	S	MP	FG	3FG	FT	R	PF	TP	A	TO	S	B
N.9	UC Riverside		DNP										
N.12	at Brigham Young	13	2-2	0-0	0-0	3	3	4	1	0	2	0	0
N.18	Arizona State	6	0-1	0-1	0-0	2	0	0	0	2	0	0	0
N.20	UT Arlington		DNP										
N.25	~vs. Georgetown	14	2-3	0-0	0-3	3	0	4	0	1	1	0	0
N.25	~vs. Southern California	21	4-7	1-1	0-0	6	4	9	0	0	2	0	0
N.30	Long Beach State	10	1-3	1-2	0-0	1	1	3	0	0	0	0	0
D.4	at Michigan	11	0-1	0-0	0-0	4	0	0	1	0	0	0	0
D.8	Cal State Fullerton		INJ										
D.17	@vs. Saint Mary's	11	1-5	0-0	1-2	5	1	3	1	2	2	0	0
D.22	UC San Diego	7	1-2	0-0	1-1	0	2	3	0	1	2	0	0
J.1	*at UNLV	22	4-8	0-1	1-3	8	3	9	0	1	4	0	0
J.8	*Colorado State	26	4-8	0-1	2-4	8	2	10	3	2	1	2	0
J.22	*Boise State	22	0-1	0-1	1-4	2	4	1	2	0	3	0	0
J.24	*UNLV	10	0-0	0-0	2-2	3	0	2	1	1	0	0	0
J.26	*at Utah State	8	0-0	0-0	0-0	0	1	0	0	0	0	0	0
J.31	*New Mexico		INJ										
F.4	*at Colorado State	23	2-4	0-0	0-0	8	4	4	0	2	0	1	0
F.6	*Nevada		DNP										
F.9	*at San Jose State		DND										
F.12	*Air Force	8	0-0	0-0	0-0	1	1	0	0	1	0	1	0
F.15	*Utah State	16	3-3	0-0	2-2	5	2	8	1	0	0	0	0
F.19	*at Fresno State	8	0-0	0-0	0-0	0	0	0	0	0	0	0	0
F.22	*at Boise State	15	1-4	0-0	0-0	4	0	2	0	0	2	0	0
F.25	*San Jose State	10	0-1	0-0	0-1	2	0	0	2	0	0	0	0
F.28	*at Wyoming	20	0-3	0-0	0-0	4	1	0	0	1	1	2	0
M.3	*Fresno State	7	2-3	0-0	1-2	2	0	5	0	1	1	0	0
M.5	*at Nevada		DND										
M.10	+vs. Fresno State	18	0-3	0-0	0-0	5	1	0	0	2	1	0	0
M.11	+vs. Colorado State	18	4-7	1-1	0-0	0	2	9	0	1	0	0	0
M.12	+vs. Boise State	21	3-5	0-0	0-0	4	3	6	0	2	0	0	0
M.17	#vs. Creighton	31	3-7	0-1	0-1	2	1	6	2	0	3	1	0

Bold Red indicates season high. **Bold Gold** indicates career high. * - Mountain West game. + - Mountain West Tournament game (Las Vegas, Nevada). ~ - at Anaheim Arena (Anaheim, Calif.). @ - at Footprint Center (Phoenix, Ariz.). # - NCAA Tournament (Fort Worth, Texas).



INTRODUCTION

COACHES & STAFF

PLAYERS

2021-22 REVIEW

RECORDS

HISTORY

UNIVERSITY

AZTEC BASKETBALL MEDIA GUIDE



MOUNTAIN WEST-RECORD 14-TIME CONFERENCE CHAMPIONS

2020-21 Arop Game-By-Game, Jr.

Date	Opponent	S	MP	FG	3FG	FT	R	F	A	T	B	S	TP
N.25	UCLA	S	24	4-9	0-2	2-2	4	2	1	0	0	0	10
N.27	UC Irvine	S	23	0-3	0-0	4-8	7	4	2	1	0	1	4
D.2	St. Katherine		DNP										
D.6	Pepperdine	S	26	3-7	1-3	1-2	4	3	3	1	0	2	8
D.10	at Arizona State	S	18	2-4	0-0	0-3	3	3	2	4	0	0	4
D.18	Brigham Young	S	21	1-5	0-2	0-0	4	1	0	3	0	3	2
D.22	~ vs. Saint Mary's	S	19	1-5	0-1	0-0	0	0	1	0	0	0	2
J.2	*Colorado State		DNP										
J.4	*Colorado State		6	1-2	0-0	0-0	0	3	0	2	0	1	2
J.7	*Nevada		8	2-3	1-2	0-0	1	0	1	0	0	0	5
J.9	*Nevada		15	3-4	0-0	0-0	0	2	0	0	2	1	6
J.14	at Utah State		20	1-4	0-2	0-1	2	2	0	2	0	0	2
J.16	at Utah State	S	13	0-1	0-0	0-0	3	3	1	1	0	1	2
J.22	at Air Force		10	5-5	0-0	4-6	2	1	0	0	1	3	14
J.24	at Air Force		11	2-4	0-0	2-2	3	3	0	1	0	0	6
J.28	*Wyoming		DNP										
J.30	*Wyoming		DNP										
F.8	*San Jose State		10	3-4	0-0	0-2	5	3	0	0	0	1	6
F.10	*San Jose State		19	2-3	0-1	0-2	6	4	1	0	0	0	4
F.18	at Fresno State		DNP										
F.20	at Fresno State		7	1-1	0-0	2-2	0	2	0	0	0	0	4
F.25	*Boise State		5	0-1	0-0	0-0	0	1	0	0	0	0	0
F.27	*Boise State		5	1-2	0-0	0-0	1	3	0	1	0	0	2
M.3	at UNLV		DNP										
M.11	vs. Wyoming		DNP										
M.12	vs. Nevada		12	0-0	0-0	0-0	1	4	1	2	0	0	0
M.13	vs. Utah State		6	1-1	0-0	0-1	0	1	0	0	0	1	2
M.19	vs. Syracuse		Did Not Play										

Bold Red indicates season high. **Bold Gold** indicates career high. * - Mountain West game. + - Mountain West Tournament game (Las Vegas, Nevada). ~ - at Mott Athletics Center (San Luis Obispo, Calif.). # - NCAA Tournament (Indianapolis, Ind.).

start in the season opener vs. UCLA (11/25) where in 23:43 he went 4-of-9 from the floor, 2-of-2 from the line, grabbed four boards, had an assist and

scored 10 points... In 9-of-20 games he totaled more offensive than defensive rebounds, including a season and career-high five offensive boards vs. San



Jose State (2/8)... Scored a career-high 14 points at Air Force (1/22) where he went 5-of-5 from the floor and 4-of-6 from the charity stripe... His five baskets at Air Force (1/22) are a single-game career high... Set a career-best with seven rebounds vs. UC Irvine (11/27)... Among three games with multiple assists, equaled his career-high and had a season-best three vs. Pepperdine (12/6)... Established a season-high with three assists vs. BYU (12/18) and equaled it at Air Force (1/22)... Matched his career-high with two blocks vs. Nevada (1/9)... For the second consecutive season grabbed more offensive (30) than defensive rebounds (16)... His four free throws vs. UC Irvine (11/27) and Air Force (1/22) matched his single-game career best and his eight attempts vs. UC Irvine is a career-high... Played a season-high 25:45 vs. Pepperdine (12/6).

As a Sophomore (2019-20 Season)

Appeared in 22 games, all off the bench... Averaged 3.1 points and 2.3 rebounds in 9.9 minutes per game... Added eight assists, eight steals and five blocks in 217 minutes... From the floor shot 50.0 percent (32-of-64) and 62.5 percent (5-of-8) from the free throw line... The only player on the squad to record more offensive rebounds (26) than defensive boards (24)... Set and then equaled career-high in rebounds (6) vs. Grand Canyon (11/13) & Nevada (1/18)... In 11-of-22 games he had either more offensive than defensive rebounds or the two stats were equal... Matched a career-best

with four baskets at BYU (11/9) and established a career-high with nine shot attempts in the same game... Twice dished out a season-high two assists in back-to-back games; at San Diego (11/20) and vs. LIU (11/22)... Season-best two blocks came versus Utah State, in the Mountain West championship game (3/7)... Saw a season-high 19 minutes of action vs. Boise State, in the semifinal of the Mountain West Championship (3/6)... Against Utah State, in the Mountain West Championship (3/7) went 4-of-5 from the floor for eight points with four rebounds and two blocks... Missed seven games; from vs. San Jose State (12/8) to at Wyoming (1/8)... In the final six games of the season went 12-of-17 (70.6 percent) from the floor with 12 rebounds, seven on the offensive glass, four blocks and three steals in 12.4 minutes per game.

As A Freshman (2018-19 Season)

Played in 31 games, all off the bench, averaging 3.1 points, 2.7 rebounds and 1.0 assist in 14.6 minutes per game... Had 30 assists, 18 blocks and 17 steals in 453 minutes of playing time... Ranked second on the team in blocks, tied for fifth in assists, and third in offensive rebounds (34)... Reached double figure scoring twice during the year... Made his collegiate debut against Arkansas-Pine Bluff (11/6/18) and grabbed two rebounds in nine minutes... Scored a season-best 11 points and grabbed five rebounds in 14 minutes against Brown (12/29/18)... Had four steals, a season-best,

2019-20 Arop Game-By-Game, So.

Date	Opponent	S	MP	FG	3FG	FT	R	F	A	T	B	S	TP
N.5	Texas Southern		7	2-5	0-1	1-2	3	0	0	0	0	0	5
N.9	at BYU		16	4-9	0-1	0-0	2	1	0	0	0	1	8
N.13	Grand Canyon		10	2-6	0-0	1-2	6	1	0	1	0	0	5
N.20	at San Diego		14	2-2	0-0	0-0	3	2	2	1	0	1	4
N.22	LIU		9	1-3	0-0	0-0	2	2	2	0	0	0	2
N.25	Tennessee State		15	1-3	0-1	0-0	3	2	0	0	0	0	2
N.28	~ vs. Creighton		13	3-5	0-1	1-1	5	1	1	2	0	1	7
N.29	~ vs. Iowa		9	0-0	0-0	0-0	0	0	1	2	0	0	0
D.4	at Colorado State		2	1-2	0-0	0-0	0	0	0	0	0	0	2
D.8	San Jose State		DNP										
D.18	San Diego Christian		DNP										
D.20	# vs. Utah		DNP										
D.28	Cal Poly		DNP										
J.1	*Fresno State		DNP										
J.4	at Utah State		DNP										
J.8	at Wyoming		DNP										
J.11	*Boise State		4	0-2	0-0	0-0	1	1	0	1	0	0	0
J.14	at Fresno State		9	2-2	0-0	0-0	1	0	1	0	0	0	4
J.18	*Nevada		12	1-4	0-0	2-2	6	2	0	0	0	0	4
J.21	*Wyoming		5	0-0	0-0	0-0	1	1	0	1	0	1	0
J.26	at UNLV		DNP										
J.29	at New Mexico		DNP										
F.1	*Utah State		DNP										
F.8	at Air Force		5	0-0	0-0	0-0	0	0	0	0	0	0	0
F.11	*New Mexico		7	1-4	0-0	0-0	4	1	0	0	1	1	2
F.16	at Boise State		6	0-0	0-0	0-0	1	0	1	1	0	0	0
F.22	*UNLV		10	2-2	0-0	0-0	2	1	0	0	1	0	4
F.25	*Colorado State		11	2-3	0-1	0-0	0	2	0	2	0	1	4
F.29	at Nevada		9	1-1	0-0	0-1	3	0	0	0	0	0	2
M.5	vs Air Force		11	2-3	0-0	0-0	1	3	0	1	0	1	4
M.6	vs Boise State		19	1-3	0-1	0-0	2	2	0	0	1	1	2
M.7	vs Utah State		15	4-5	0-0	0-0	4	1	0	1	2	0	8

Bold Red indicates season high. **Bold Gold** indicates career high. * - Mountain West game. + - Mountain West Tournament game (Las Vegas, Nevada). ~ - Continental Tires Las Vegas Invitational (Las Vegas, Nev.). # - Basketball Hall of Fame Classic (Los Angeles, Calif.).

INTRODUCTION
 COACHES & STAFF
 PLAYERS
 2021-22 REVIEW
 RECORDS
 HISTORY
 UNIVERSITY
 AZTEC BASKETBALL MEDIA GUIDE

Aguek Arop



MOUNTAIN WEST-RECORD 14-TIME CONFERENCE CHAMPIONS

2018-19 Arop Game-By-Game, Fr.

Date	Opponent	S	MP	FG	3FG	FT	R	F	A	T	B	S	TP
N.6	Arkansas-Pine Bluff		9	0-0	0-0	0-0	2	1	0	0	0	0	0
N.14	Texas Southern		14	1-1	0-0	0-0	4	5	0	3	0	0	2
N.19	~vs. Duke		8	1-3	0-1	0-0	4	1	0	0	1	1	2
N.20	~vs. Xavier	DNP											
N.21	~vs. Iowa State		8	0-1	0-0	0-0	1	1	1	0	0	0	0
N.27	Jackson State		13	0-1	0-1	0-0	4	1	2	1	1	0	0
D.1	# at Illinois State		12	2-4	0-0	3-4	4	1	0	1	0	0	7
D.5	San Diego		16	0-2	0-1	0-0	2	1	1	1	0	0	0
D.8	at California		1	0-0	0-0	0-0	0	0	0	0	0	0	0
D.12	Cal State Dominguez Hills		11	4-6	0-0	0-0	3	2	0	2	0	0	8
D.22	Brigham Young	DNP											
D.29	Brown		14	3-8	1-1	4-4	5	2	0	1	0	1	11
J.1	CSUN		15	0-2	0-2	0-0	2	2	2	1	2	1	0
J.5	*at Boise State		14	0-2	0-1	0-0	1	1	1	0	0	0	0
J.8	*Wyoming		21	1-2	0-0	0-0	3	2	2	1	0	1	2
J.12	*at Air Force		11	1-2	0-0	1-1	1	4	0	0	0	0	3
J.15	*New Mexico		13	4-4	1-1	1-2	4	1	2	2	0	1	10
J.22	*at Fresno State		10	0-1	0-0	0-0	0	2	1	2	0	0	0
J.26	*UNLV		11	2-2	1-1	0-1	2	2	1	2	1	0	5
J.30	*Air Force		17	3-4	0-0	2-3	4	0	0	2	2	1	8
F.2	*at San Jose State		7	1-2	0-1	0-0	1	0	0	0	1	0	2
F.5	*at New Mexico		9	1-3	0-1	3-3	1	2	0	0	0	1	5
F.9	*Utah State		20	0-1	0-0	0-0	5	0	2	0	0	0	0
F.12	*at Colorado State		20	1-4	0-1	2-4	4	1	3	1	1	4	4
F.16	*Boise State		17	2-3	0-0	0-0	4	3	0	1	1	0	4
F.20	*Nevada		26	3-5	0-0	0-2	2	1	0	1	1	1	6
F.23	*at UNLV		24	2-4	0-1	0-1	4	4	2	3	0	1	4
F.26	*at Utah State		26	1-1	0-0	1-4	2	1	3	0	2	1	3
M.2	*San Jose State	DNP											
M.6	*Fresno State		14	0-2	0-0	0-0	3	2	2	0	1	0	0
M.9	*at Nevada		21	1-3	0-0	0-0	4	2	1	0	0	0	2
M.14	+at UNLV		14	1-3	0-0	0-0	2	2	3	0	2	1	2
M.15	+vs. Nevada		14	0-2	0-1	0-0	3	1	1	0	1	0	0
M.16	+vs. Utah State		23	2-5	0-1	2-2	2	0	0	1	1	1	6

Bold Red indicates season high. **Bold Gold** indicates career high. * - Mountain West game. + - Mountain West Tournament game (Las Vegas, Nevada). ~ - Maui Jim Maui Invitational (Lahaina, Hawaii). # - Mountain West-Missouri Valley Challenge.

and three assists at Colorado State (2/12/19)... Equaled a season-high three assists at Utah State (2/26/19), and at UNLV (3/14/19) in the Mountain West Championship quarterfinal... Against New Mexico (1/15/19), had 10 points, on 4-of-4 shooting, and grabbed four rebounds (three of which were on the offensive glass)... Also grabbed three offensive boards against Brown and Air Force (1/30/19)... Scored seven points and had a season-high four offensive rebounds at Illinois State (12/1/18)... Logged 20+ minutes eight times, including a season-high 26 against No. 6/6 Nevada (2-20-19)... For the year, shot .446 (37-of-83)

from the floor and .612 (19-of-31) from the free throw line.

High School

Attended Omaha South High in Omaha, Neb... Named the 2016 Nebraska Gatorade Player of the Year after leading the Packers to a Class A state title and 28-1 record... Averaged 15.9 points, 7.8 rebounds, 2.5 assists and 1.1 blocked shots in 2015-16, while shooting 61.8 percent from the floor en route to being named an all-Metro Conference first-team selection and honorary captain by the Omaha

World-Herald... In 2016-17, Arop led Nebraska's Class A in points (17.1 ppg.) and rebounds (9.8 rpg.), and once again led Omaha South to the state tournament where it advanced to the semifinals... Earned all-Metro first-team accolades for the second straight year... Was a two-time all-Nebraska selection... Spent 2017-18 at The Skill Factory, a prep school outside of Atlanta, Ga... Helped his team to a 44-6 record and averaged 21 points, 12 rebounds and four assists... Led the team in scoring and rebounding.

Honors & Awards

2021-22
Academic All-Mountain West



Arop's Career Statistics

Year	G-GS	Min.-Avg.	FG-FGA	Pct.	3P-3PA	Pct.	FT-FTA	Pct.	OR	DR	Reb	Avg.	PF-D	AT	TO	BS	ST	Pts	Avg.
2018-19	31-0	453-14.6	37-83	.446	3-15	.200	19-31	.613	34	49	83	2.7	48-1	30	26	18	17	96	3.1
2019-20	22-0	218-9.9	32-64	.500	0-6	.000	5-8	.625	26	24	50	2.3	23-0	8	13	5	8	69	3.1
2020-21	20-7	278-13.9	33-68	.485	2-13	.154	15-31	.484	30	16	46	2.3	45-0	13	18	3	14	83	4.2
2021-22	25-0	373-14.9	37-81	.457	3-9	.333	11-25	.440	39	43	82	3.3	36-0	13	21	7	25	88	3.5
Total	98-7	1,323-13.5	139-296	.470	8-43	.186	50	.95	526	129	132	261	2.7	64	78	33	64	336	3.4

MW Career Statistics

Year	G-GS	Min.-Avg.	FG-FGA	Pct.	3P-3PA	Pct.	FT-FTA	Pct.	OR	DR	Reb	Avg.	PF-D	AT	TO	BS	ST	Pts	Avg.
2018-19	17-0	281-16.5	23-45	.511	2-7	.286	10-21	.476	20	25	45	2.6	28-0	20	15	10	12	58	3.4
2019-20	11-0	80-7.3	10-20	.500	0-1	.000	2-3	.667	8	11	19	1.7	8-0	2	5	2	3	22	2.0
2020-21	12-1	131-10.9	21-34	.618	1-5	.200	8-15	.533	16	7	23	1.9	27-0	3	7	7	3	51	4.3
2021-22	13-0	194-14.9	16-35	.457	0-3	.000	9-18	.500	20	27	47	3.6	18-0	9	9	6	12	41	3.2
Total	53-1	684-12.9	70-134	.522	3-16	.188	29-57	.509	64	70	134	2.5	81-0	34	36	21	34	172	3.2



MOUNTAIN WEST-RECORD 14-TIME CONFERENCE CHAMPIONS

Jared Barnett

#4



Guard
6-1 • 155
Senior
Squad
Los Angeles, Calif.
Westchester High

Career Highs

Points 2 vs. New Mexico (1-31-22)
 2 vs. UNLV (1-24-22)
 2 vs. San Jose State (2-8-21)
 2 vs. Wyoming (1-28-21)
 2 vs. Texas Southern (11-5-19)

Rebounds 1 vs. UNLV (1-24-22)
 1 vs. Colorado State (1-8-22)
 1 vs. San Jose State (2-8-21)
 1 vs. UC Irvine (11-27-20)
 1 vs. Syracuse (3-19-21)

Assists 1 vs. Wyoming (1-30-21)
 1 at Air Force (1-22-21)
 1 vs. St. Katherine (12-2-20)
 1 vs. Nevada (1-18-20)
 1 vs. Cal Poly (12-28-19)

Field Goals 1 - 5 times; last vs. New Mexico (1-31-22)
Field Goals Att. 2 vs. San Diego Christian (12-18-19)
 2 vs. Texas Southern (11-5-19)

3-Pt. Field Goals 1 vs. San Diego Christian (12-18-19)
3-Pt. Field Goals Att. 1 vs. San Diego Christian (12-18-19)

Free Throws 1 vs. Cal Poly (12-28-19)

Free Throws Att. 2 vs. Cal Poly (12-28-19)

Steals 1 vs. UNLV (1-24-22)
 1 vs. San Jose State (2-8-21)
 1 vs. Wyoming (1-30-21)
 1 at Air Force (1-22-21)
 1 vs. Texas Southern (11-5-19)

Blocked Shots 4 vs. San Diego Christian (12-18-19)

Career Numbers	19-20	20-21	21-22	Total
Games Played	10	8	8	26
Games Started	0	0	0	0
Double-Figure Scoring	0	0	0	0
Lead SDSU in Scoring	0	0	0	0
Lead SDSU in Rebounding	0	0	0	0
Lead SDSU in Assists	0	0	0	0

Inside The Numbers

- Has never competed in a game in which he has committed multiple turnovers.
- Only non-scholarship player on the roster who has earned two Mountain West championship rings in the last three seasons.
- Averaged 9.4 points, 4.7 rebounds and 2.4 assists & steals per 40 minutes played last year.



INTRODUCTION

COACHES & STAFF

PLAYERS

2021-22 REVIEW

RECORDS

HISTORY

UNIVERSITY

AZTEC BASKETBALL MEDIA GUIDE

Jared Barnett



MOUNTAIN WEST-RECORD 14-TIME CONFERENCE CHAMPIONS

A seasoned veteran of the program who can do whatever is asked; pass, score or rebound... Is more team oriented than concerned with individual statistics.

As a Junior (2021-22 Season)

Appeared in eight games all off the bench... Averaged 0.5 points and 0.3 rebounds in 2.3 minutes per game... Added one assist and a steal in a total of 17:07 minutes of action... Was 2-of-4 (50.0 percent) from the floor... His two made field goals equaled his career single-season best as did his two rebounds... Field goals came against UNLV (1/24) and versus New Mexico (1/31)... Grabbed his first career offensive board and had a steal against UNLV... Picked up his lone assist in the New Mexico game.

As a Sophomore (2020-21 Season)

Academic All-Mountain West... Aztec Scholar-Athlete... Appeared in eight games all off the bench... Averaged 0.5 points and 0.3 rebounds in 2.2 minutes per game... Added four assists and three steals in 17:38 of action... Went 2-of-3 (66.7 percent) from the floor... His 17:38 of court time, four points, four steals, and three steals are all career-highs...



2021-22 Barnett Game-By-Game, Jr.

Date	Opponent	S	MP	FG	3FG	FT	R	F	TP	A	TO	S	B
N.9	UC Riverside		DNP										
N.12	at Brigham Young		DNP										
N.18	Arizona State		DNP										
N.20	UT Arlington		DNP										
N.25	~vs. Georgetown	1		0-1	0-0	0-0	0	0	0	0	0	0	0
N.25	~vs. Southern California		DNP										
N.30	Long Beach State	3		0-1	0-0	0-0	0	0	0	0	0	0	0
D.4	at Michigan		DNP										
D.8	Cal State Fullerton		DNP										
D.17	@vs. Saint Mary's		DNT										
D.22	UC San Diego	2		0-0	0-0	0-0	0	0	0	0	0	0	0
J.1	*at UNLV	2		0-0	0-0	0-0	0	0	0	0	1	0	0
J.8	*Colorado State	2		0-0	0-0	0-0	1	0	0	0	0	0	0
J.22	*Boise State		DNP										
J.24	*UNLV	2		1-1	0-0	0-0	1	0	2	0	0	1	0
J.26	*at Utah State		DNP										
J.31	*New Mexico	3		1-1	0-0	0-0	0	0	2	1	0	0	0
F.4	*at Colorado State		DNP										
F.6	*Nevada		DNP										
F.9	*at San Jose State		DNP										
F.12	*Air Force		DNP										
F.15	*Utah State		DNP										
F.19	*at Fresno State		DNP										
F.22	*at Boise State		DNP										
F.25	*San Jose State	2		0-0	0-0	0-0	0	0	0	0	0	0	0
F.28	*at Wyoming		DNP										
M.3	*Fresno State		DNP										
M.5	*at Nevada		DNP										
M.10	+vs. Fresno State		DNP										
M.11	+vs. Colorado State		DNP										
M.12	+vs. Boise State		DNP										
M.17	#vs. Creighton		DNP										

Bold Red indicates season high. **Bold Gold** indicates career high. * - Mountain West game. + - Mountain West Tournament game (Las Vegas, Nevada). ~ - at Anaheim Arena (Anaheim, Calif.). @ - at Footprint Center (Phoenix, Ariz.). # - NCAA Tournament (Fort Worth, Texas).

INTRODUCTION

COACHES & STAFF

PLAYERS

2021-22 REVIEW

RECORDS

HISTORY

UNIVERSITY

AZTEC BASKETBALL MEDIA GUIDE

Jared Barnett



MOUNTAIN WEST-RECORD 14-TIME CONFERENCE CHAMPIONS

Baskets came against Wyoming (1/28) and San Jose State (2/8)... Grabbed single rebounds, both on the defensive end, vs. UC Irvine (11/27) and San Jose State (2/8)... Assists came against St. Katherine (12/2), at Air Force (1/22), vs. Wyoming (1/30) and vs. Syracuse (3/19) in the NCAA tournament... Had steals at Air Force (1/22), vs. Wyoming (1/30) and San Jose State (2/8).

Honors & Awards

2020-21
Academic All-Mountain West
Aztec Scholar-Athlete

time against San Diego Christian (12/18).

High School

Attended Westchester High School in Los Angeles, Calif.... Earned second-team All-Western League as a senior after averaging 13 points, six assists and three rebounds per game... Helped guide the Comets to a 24-5 record and a berth in the Los Angeles City Section finals in 2018-19... Was named to the academic honor roll in each of his four years... Also competed in track and field.

As a Freshman (2019-20 Season)

Appeared in 10 games, all off the bench... Averaged 0.3 points, 0.2 assists and 0.1 steals in 1.6 minutes per game... Went 1-of-6 from the floor (16.7 percent) and 1-of-2 from the free throw line (50.0 percent)... Bucket came in his collegiate debut, vs. Texas Southern (11/5), where he also picked up his steal... Free throw was tallied against Cal Poly (12/28) where he also recorded his first collegiate assist... Second assist came versus New Mexico (2/11)... Saw a season-high four minutes of floor

2020-21 Barnett Game-By-Game, So.

Date	Opponent	S	MP	FG	3FG	FT	R	F	A	T	B	S	TP
N.25	UCLA		DNP										
N.27	UC Irvine	1	0-0	0-0	0-0	1	0	0	1	0	0	0	0
D.2	St. Katherine	4	0-1	0-0	0-0	0	0	1	0	0	0	0	0
D.6	Pepperdine		DNP										
D.10	at Arizona State		DNT										
D.18	Brigham Young		DNP										
D.22	~ vs. Saint Mary's		DNP										
J.2	*Colorado State		INJ										
J.4	*Colorado State		INJ										
J.7	*Nevada		INJ										
J.9	*Nevada		INJ										
J.14	*at Utah State		DNP										
J.16	*at Utah State		DNP										
J.22	*at Air Force	4	0-0	0-0	0-0	0	0	1	1	0	1	0	0
J.24	*at Air Force	2	0-0	0-0	0-0	0	0	0	1	0	0	0	0
J.28	*Wyoming	3	1-1	0-0	0-0	0	0	0	0	0	0	0	2
J.30	*Wyoming	1	0-0	0-0	0-0	0	0	1	0	0	1	0	0
F.8	*San Jose State	2	1-1	0-0	0-0	1	0	0	0	0	1	2	0
F.10	*San Jose State		DNP										
F.18	*at Fresno State		INJ										
F.20	*at Fresno State		INJ										
F.25	*Boise State		DNP										
F.27	*Boise State		DNP										
M.3	*at UNLV		DNP										
M.11	+vs. Wyoming		DNP										
M.12	+vs. Nevada		DNP										
M.13	+vs. Utah State		DNP										
M.19	#vs. Syracuse	1	0-0	0-0	0-0	0	0	1	0	0	0	0	0

Bold Red indicates season high. **Bold Gold** indicates career high. ~ - at Mott Arena (San Luis Obispo, Calif.). * - Mountain West game. + - Mountain West Tournament game (Las Vegas, Nevada). # - NCAA Tournament (Indianapolis, Ind.).

2019-20 Barnett Game-By-Game, Fr.

Date	Opponent	S	MP	FG	3FG	FT	R	F	A	T	B	S	TP
N.5	Texas Southern	2	1-2	0-0	0-0	0	2	0	1	0	1	2	0
N.9	at BYU		DNT										
N.13	Grand Canyon	1	0-0	0-0	0-0	0	0	0	0	0	0	0	0
N.20	at San Diego		DNP										
N.22	LIU	0+	0-0	0-0	0-0	0	0	0	0	0	0	0	0
N.25	Tennessee State		DNP										
N.28	~ vs. Creighton		DNT										
N.29	~ vs. Iowa		DNT										
D.4	at Colorado State		DNT										
D.8	San Jose State		DNP										
D.18	San Diego Christian	4	0-2	0-1	0-0	0	0	0	0	0	0	0	2
O.20	# vs. Utah	2	0-1	0-0	0-0	0	2	0	0	0	0	0	0
D.28	Cal Poly	1	0-0	0-0	1-2	0	0	1	0	0	0	0	1
J.1	*Fresno State		DNP										
J.4	*at Utah State		DNT										
J.8	*at Wyoming		DNT										
J.11	*Boise State	2	0-0	0-0	0-0	0	0	0	0	0	0	0	0
J.14	*at Fresno State		DNT										
J.18	*Nevada	1	0-0	0-0	0-0	0	1	1	0	0	0	0	0
J.21	*Wyoming	1	0-0	0-0	0-0	0	0	0	0	0	0	0	0
J.26	*at UNLV		DNT										
J.29	*at New Mexico		DNT										
F.1	*Utah State		DNP										
F.8	*at Air Force		DNT										
F.11	*New Mexico	2	0-1	0-0	0-0	0	0	0	1	0	0	0	0
F.16	*at Boise State		DNT										
F.22	*UNLV		DNP										
F.25	*Colorado State		DNP										
F.29	*at Nevada		DNT										
M.5	+vs Air Force		DNT										
M.6	+vs Boise State		DNT										
M.7	+vs Utah State		DNT										

Bold Red indicates season high. **Bold Gold** indicates career high. * - Mountain West game. + - Mountain West Tournament game (Las Vegas, Nevada). ~ - Continental Tires Las Vegas Invitational (Las Vegas, Nev.). # - Basketball Hall of Fame Classic (Los Angeles, Calif.).

Personal

Full name is Jared Damani Barnett... Born March 30, 2001 in Baldwin Park, Calif.... Son of Kimberly Thomas and Edward Barnett... Received interest from Pepperdine and San Jose State among others.

Barnett's Career Statistics

Year	G-GS	Min.-Avg.	FG-FGA	Pct.	3P-3PA	Pct.	FT-FTA	Pct.	OR	DR	Reb	Avg.	PF-D	AT	TO	BS	ST	Pts	Avg.
2019-20	10-0	16-1.6	1-6	.167	0-1	.000	1-2	.500	0	0	0	0.0	5-0	2	2	0	1	3	0.3
2020-21	8-0	17-2.1	2-3	.667	0-0	.000	0-0	.000	0	2	2	0.3	1-0	4	3	0	3	4	0.5
2021-22	8-0	17-2.0	2-4	.500	0-0	.000	0-0	.000	1	1	2	0.1	0-0	1	1	0	1	4	0.5
Total	26-0	51-2.0	5-13	.385	0-1	.000	1-2	.500	1	3	4	0.2	6-0	7	6	0	5	11	0.4

MW Career Statistics

Year	G-GS	Min.-Avg.	FG-FGA	Pct.	3P-3PA	Pct.	FT-FTA	Pct.	OR	DR	Reb	Avg.	PF-D	AT	TO	BS	ST	Pts	Avg.
2019-20	4-0	6-1.5	0-1	.000	0-0	.000	0-0	.000	0	0	0	0.0	1-0	1	1	0	0	0	0.0
2020-21	5-0	12-2.3	2-2	1.000	0-0	.000	0-0	.000	0	1	1	0.2	1-0	2	2	0	3	4	0.8
2021-22	5-0	11-2.2	2-2	1.000	0-0	.000	0-0	.000	1	1	2	0.4	0-0	1	1	0	1	4	0.8
Total	14-0	29-2.1	4-5	.800	0-0	.000	0-0	.000	1	2	3	0.2	2-0	4	4	0	4	8	0.6

INTRODUCTION
COACHES & STAFF
PLAYERS
2021-22 REVIEW
RECORDS
HISTORY
UNIVERSITY
AZTEC BASKETBALL MEDIA GUIDE



MOUNTAIN WEST-RECORD 14-TIME CONFERENCE CHAMPIONS

#20

Matt Bradley



Guard
6-4 • 220
Senior
1 Letter
San Bernardino, Calif.
Wasatch Academy (Utah)
California

Career Highs

Points	30 at Wyoming (2-28-22)
Rebounds	10 vs. Fresno State (3-3-22) 10 at Arizona State (1-28-21) 10 vs. Washington State (1-9-20) 10 at Arizona State (2-24-19)
Assists	6 - 5 times; last at Utah State (1-26-22)
Field Goals	10 at Wyoming (2-28-22) 10 vs. UNLV (1-24-22) 10 vs. Colorado State (1-8-22) 10 vs. Washington State (1-9-20)
Field Goals Att.	21 at Arizona State (12-3-20)
3-Pt. Field Goals	5 - 7 times; last at Wyoming (2-28-22)
3-Pt. Field Goals Att.	9 at Wyoming (2-28-22) 9 vs. Nevada (2-6-22) 9 vs. Arizona State (12-3-20) 9 at UCLA (1-19-20)
Free Throws	11 at Nevada (3-5-22) 11 vs. Texas (11-22-19)
Free Throws Att.	12 at Nevada (3-5-22)
Steals	4 vs. Colorado (3-13-19)
Blocked Shots	2 vs. San Francisco (12-5-18) 2 at Saint Mary's (12-1-18)
Minutes	42 vs. Washington (2-27-20)

Career Numbers	18-19	19-20	20-21	21-22	Total
Games Played	31	32	22	32	117
Games Started	19	30	19	32	100
Double-Figure Scoring	20	30	21	26	97
Led Team in Scoring	4	24	16	18	62
Led Team in Rebounding	4	5	2	9	20
Led Team in Assists	6	8	3	13	30

Inside The Numbers

- 1-of-5 returning players nationally who have scored at least 1,497 points, while shooting at least .442 from the field in the last three years, and 1-of-2 who stand 6-4 or shorter among the group.
- In 2021-22, was 1-of-7 players in DI who competed in at least 30 games to average 16.9 ppg., while shooting at least .438, .401 from distance, and .779 from the line.
- Was the only player in the nation last season, to average, during conference play, 19.7 points, while shooting at least .471 from the floor, .483 from distance and .798 from the line, in a minimum of six games.

INTRODUCTION

COACHES & STAFF

PLAYERS

2021-22 REVIEW

RECORDS

HISTORY

UNIVERSITY

AZTEC BASKETBALL MEDIA GUIDE

Matt Bradley



MOUNTAIN WEST-RECORD 14-TIME CONFERENCE CHAMPIONS

A scorer who can do it from all three levels... Can single handedly take over a game and will his team to victory.



As a Senior (2021-22 Season)

SDSU Single-Season Rankings: No. 5 in efficiency points, No. 6 in efficiency average, No. 14 in field goal attempts, No. 15 in points, No. 15 in 3-point field goal percentage, No. 18 in points, rebounds & assists, No. 21 in field goals, No. 21 in 3-point field goals, No. 29 in points per game

MW Rankings: No. 6 in free throw percentage, No. 8 in 3-point field goals, No. 9 in scoring, No. 11 in field goal percentage, No. 12 in defensive rebounds, No. 14 in rebounding

NCAA Rankings: No. 104 in points per game, No. 105 in field goal attempts, No. 107 in points, No. 124 in free throws, No. 129 in field goals, No. 132 in free throw attempts, No. 211 in free throw percentage, No. 218 in field goal percentage, No. 293 in defensive rebounds per game, No. 339 in 3-point field goals

A starter in all 32 games... Averaged 16.9 points and 5.4 rebounds in 31.5 minutes per game... Added 85 assists, 33 steals and seven blocks in a total of 1,008:17 minutes of action... Shot 186-of-425 (43.8 percent) from the field, 57-of-142 (40.1

2021-22 Bradley Game-By-Game, Sr.

Date	Opponent	S	MP	FG	3FG	FT	R	F	TP	A	TO	S	B
N.9	UC Riverside	S	33	8-13	0-0	7-9	2	1	23	1	3	1	1
N.12	at Brigham Young	S	23	4-11	0-2	0-0	3	3	8	2	2	0	0
N.18	Arizona State	S	30	3-11	0-4	6-10	8	3	12	1	1	2	0
N.20	UT Arlington	S	33	3-9	2-5	7-7	6	3	15	3	2	0	0
N.25	~vs. Georgetown	S	31	7-16	1-5	3-5	7	2	18	3	4	0	1
N.25	~vs. Southern California	S	24	1-7	0-4	1-1	4	4	3	2	1	0	0
N.30	Long Beach State	S	25	4-8	1-2	3-4	7	4	12	2	3	1	0
D.4	at Michigan	S	33	9-16	2-5	2-3	4	3	22	2	5	2	0
D.8	Cal State Fullerton	S	35	8-18	2-4	4-4	2	1	22	3	2	1	0
D.17	@vs. Saint Mary's	S	36	5-14	0-3	4-4	2	1	14	2	3	2	0
D.22	UC San Diego	S	31	5-12	3-6	0-0	5	1	13	6	3	2	0
J.1	*at UNLV	S	34	5-18	2-7	5-6	7	3	17	0	1	2	0
J.8	*Colorado State	S	32	10-17	4-6	2-2	7	2	26	0	3	2	0
J.22	*Boise State	S	35	3-13	1-6	0-0	6	2	7	2	3	0	0
J.24	*UNLV	S	28	10-11	3-3	4-5	6	2	27	4	4	0	1
J.26	*at Utah State	S	31	8-12	0-1	3-4	6	1	19	6	1	2	1
J.31	*New Mexico	S	26	6-13	2-5	0-0	5	1	14	3	3	1	0
F.4	*at Colorado State	S	31	7-18	4-7	9-10	4	3	27	0	2	1	1
F.6	*Nevada	S	33	7-15	5-9	7-10	7	3	26	3	3	3	0
F.9	*at San Jose State	S	38	9-17	4-6	6-4	7	1	28	1	1	1	0
F.12	*Air Force	S	28	4-8	2-4	3-4	5	2	13	5	4	1	0
F.15	*Utah State	S	35	8-16	4-6	2-2	3	1	22	5	1	1	0
F.19	*at Fresno State	S	33	1-8	0-2	0-0	7	1	2	4	1	3	0
F.22	*at Boise State	S	30	4-13	2-4	2-5	6	3	12	5	3	1	0
F.25	*San Jose State	S	29	7-13	1-2	0-0	0	2	15	3	0	1	0
F.28	*at Wyoming	S	33	10-20	5-9	5-7	5	2	30	4	4	0	0
M.3	*Fresno State	S	39	8-18	2-7	8-10	10	3	26	2	2	1	1
M.5	*at Nevada	S	33	6-10	1-3	11-12	6	2	24	1	4	0	0
M.10	+vs. Fresno State	S	29	2-7	1-4	2-3	6	3	7	2	6	0	0
M.11	+vs. Colorado State	S	24	2-7	1-2	0-0	6	4	5	3	3	1	0
M.12	+vs. Boise State	S	35	6-17	2-4	3-4	7	2	17	2	3	1	0
M.17	#vs. Creighton	S	36	6-19	0-5	4-7	8	4	16	3	4	0	1

Red indicates season high. **Gold** indicates career high. * - Mountain West game. + - Mountain West Tournament game (Las Vegas, Nevada). ~ - at Anaheim Arena (Anaheim, Calif.). @ - at Footprint Center (Phoenix, Ariz.). # - NCAA Tournament (Fort Worth, Texas).

percent), and 113-of-145 (77.9 percent) from the line... His 32 starts are a career-high... 186 field goals were a single-season high, as were his 425 field goal attempts, 174 rebounds, 85 assists, and 33 steals... Passed the 1,300, 1,400, 1,500, 1,600, 1,700 and 1,800-career point milestones and enters 2022-23 just 169 points from 2,000 for his career... He is one of 13 players who from 2018-19 to the end of the 2021-22 season to score at least 1,831 career points... One of two active players who at the end of the season had scored 1,000 points at their previous institution (1,289 at California) and 500 or more at their current (542 at San Diego State)... Posted a team-high 26 games with double-digit scoring and in those games SDSU was 20-6... In 18 games with at least 15 points, SDSU was 14-4... Led the team in scoring 19 times, and in those games the Aztecs went 14-5... His 542 points are the second most he has scored in a season as a college player... Totaled a career-high 30 points at Wyoming (2/28), where the Aztecs were the only team to beat the Cowboys (14-1) on their home court in 2021-22... Finished with 12 contests with 20 or more points (SDSU was 10-2 in those games)... His 23 points vs. UC Riverside (11/9) were the most in an Aztec debut since Jerome Habel scored 23 vs. California on Nov. 18, 2006... Against Nevada (2/6) became the fourth player in the Dutcher/Fisher era to post a game with at least 26 points, seven rebounds, three assists and three steals... His 81 points in the three games from at Colorado State (2/4) to at San Jose State (2/9), are the most in a three-game stretch for an Aztec since Jamaal Franklin scored 84 from Feb. 25-to-March 2, 2012... Knocked down 10 field goals three times: vs. No. 20 Colorado State (1/8), vs. UNLV (1/24) and at Wyoming (2/28)... Went 10-of-11 from the floor, including 3-of-3 from the bonus distance, vs. UNLV (1/24), becoming the second Aztec since the

start of the 1996-97 season to shoot at least .909 from the floor, with 10 field goals made, which included three 3-pointers (also: Chris Walton vs. Colorado State on Jan. 24, 2005... 17 years to the date)... When he shot a minimum of 40.0 percent from the floor, the Aztecs were 16-2... Sank a three in 24 games and multiple 3-pointers in 17 contests (SDSU was 13-4 in those games), equaling his career-high of five in a game twice: vs. Nevada (2/6) and at Wyoming (2/28)... Attempted a career-high equaling nine 3-pointers in a game twice: vs. Nevada (2/6) and at Wyoming (2/28)... Hoisted at least four 3-pointers in 22 contests and when he did he shot 41.0 percent from the bonus distance and SDSU posted a 15-7 mark... Matched his career-best with 11 free throws made at Nevada (3/5) and his 12 attempts in that game are his career high... In the 25 games in which he attempted at least one free throw, he converted at least 66.7 percent in 22 of them... His 28 offensive rebounds match his single-season career-best... 146 defensive boards and 174 total rebounds are both new career-highs... Equalled his career-best 10 rebounds in a game vs. Fresno State (3/3) and combined with 26 points recorded his first double double as an Aztec... Totaled five rebounds in 23 games and SDSU was 18-5 in those contests... Snatched multiple offensive rebounds in five games, including matching his career-best with four at UNLV (1/1) and vs. Creighton (3/17) in the NCAA Tournament... His nine defensive boards vs. Fresno State (3/3) equalled his single-game career-high... Posted multiple assists in 25 games, including eight with at least four, SDSU was 6-2 in those contests, and matched a career-high vs. UC San Diego (12/22) and at Utah State (1/26) with six dimes... Also had five assist games vs. Air Force (2/12), vs. Utah State (2/15) and at Boise State (2/22)... Twice, vs. Nevada (2/6) and at Fresno State (2/19), recorded

INTRODUCTION
COACHES & STAFF
PLAYERS
2021-22 REVIEW
RECORDS
HISTORY
UNIVERSITY
AZTEC BASKETBALL MEDIA GUIDE

Matt Bradley



MOUNTAIN WEST-RECORD 14-TIME CONFERENCE CHAMPIONS

2020-21 Bradley Game-By-Game, Jr.

Date	Opponent	S	MP	FG	3FG	FT	R	F	A	T	B	S	TP
N.25	at Oregon State	S	37	5-16	1-7	10-11	4	4	1	0	0	1	21
N.26	~vs. Northwest (Wash.)	S	22	5-11	0-2	1-5	7	2	3	1	1	1	11
N.30	Nicholls State	S	35	8-13	3-5	7-8	6	3	0	7	0	0	26
D.3	*Arizona State	S	36	7-21	1-9	5-6	8	4	2	6	0	2	20
D.6	*at UCLA	S	23	5-12	1-3	1-2	3	1	0	1	0	0	12
D.9	at Pepperdine	S	35	9-19	2-7	7-9	5	4	2	3	0	0	27
D.13	San Francisco	S	29	7-14	2-3	1-1	3	4	5	2	0	0	17
D.19	CSUN	DNP											
D.22	Seattle U	DNP											
D.31	*at Oregon	S	33	6-10	4-7	5-5	3	3	3	5	0	1	21
J.2	*at Oregon State	S	13	2-3	0-1	1-2	3	1	0	2	0	0	5
J.7	*Washington State	DNP											
J.9	*Washington	DNP											
J.14	*at Colorado	DNP											
J.16	*at Utah	DNP											
J.21	*UCLA	DNP											
J.23	*Southern California	S	25	5-14	1-6	0-0	2	4	0	1	0	0	11
J.28	*at Arizona State	S	32	8-20	3-8	7-11	10	2	1	3	0	0	26
J.30	*at Arizona	S	25	7-10	5-6	2-2	1	1	1	6	1	1	21
F.4	*Stanford	S	32	6-12	5-7	7-7	4	5	4	3	0	1	24
F.7	*at Stanford	S	35	5-13	2-7	3-3	2	0	2	1	0	1	15
F.11	*Utah	S	30	7-12	1-4	5-5	5	3	1	3	0	0	20
F.13	*Colorado	S	31	9-17	2-5	9-10	8	1	2	1	0	29	
F.18	*at Washington State	S	23	5-9	2-4	4-5	3	4	0	3	0	0	16
F.20	*at Washington	S	33	3-16	0-4	7-11	5	3	0	1	1	0	13
F.25	*Oregon State	S	35	7-11	0-1	6-6	3	1	2	3	0	0	20
F.27	*Oregon	S	34	4-11	1-4	3-3	6	3	2	4	0	0	12
M.10	+vs. Stanford	38	7-11	3-4	2-2	6	1	6	2	1	0	0	19
M.11	+vs. Colorado	S	29	3-11	1-6	3-3	5	5	0	3	0	0	10

Bold Red indicates season high. **Bold Gold** indicates career high. ~ at Corvallis, Ore. * - Pac-12 game. + - Pac-12 Tournament game (Las Vegas, Nev.).



a season-best three steals, among nine contests with multiple steals (SDSU was 7-2 in those games)... Swatted seven shots, one each vs. UC Riverside (11/9), vs. Georgetown (11/25), vs. UNLV (1/24), at Utah State (1/26), at Colorado State (2/4), vs. Fresno State (3/3) and vs. Creighton (3/17) in the NCAA tournament... Played a season-high 39:09 vs. Fresno State (3/3), one of 23 games in which he saw at least 30 minutes of action and the Aztecs posted a 16-7 mark in those contests.

As a Junior at California (2020-21 Season)

Pac-12 Rankings: No. 3 in scoring, No. 8 in free throw percentage, No. 9 in 3-point field goals, No. 24 in 3-point field goal percentage

NCAA Rankings: No. 66 in points per game, No. 78 in free throws, No. 114 in free throw percentage, No. 115 in free throw attempts, No. 145 in points, No. 198 in field goal percentage, No. 222 in field goal, No. 226 in field goal attempts, No. 319 in 3-point field goals per game

Earned starts in 19 of the 22 games in which he appeared... Averaged 18.0 points and 4.6 rebounds in 30.2 minutes per game... Added 37 assists, eight steals, and four blocks in 665 total minutes... Was 130-of-286 (45.5 percent) from the floor, 40-of-110 (36.4 percent) from beyond the arc, and 96-of-117 (82.1 percent) from the free throw line... Led the team in points per game and minutes per game... At Pepperdine (12/9) became the 48th player in California history to reach 1,000-career

points and he finished his career in Berkeley ranked No. 21 on the program's career scoring list (1,289 points)... Scored in double figures in 21 games, finished with 15+ points 15 times, and 20+ points 11 times, including a career-high 29 points vs. Colorado (2/13)... His 11 20+ point games were the second most in the Pac-12... Scored five or more buckets 18 times, and twice notching a season-best nine field goals - at Pepperdine (12/9) and vs. Colorado (2/13)... Made three or more 3-pointers six times with a season-high five coming in back-to-back games - at Arizona (1/30) and vs. Stanford (2/4)... Left California as its 10th most prolific career 3-point shooter (156)... Enjoyed 11 games of 5+ rebounds including a season and career-high equaling 10 at Arizona State (1/28), which combined with 26 points accounted for his lone double double of the season and third of his career... Set and then equaled a career-high with four offensive rebounds vs. Northwest (11/26) and vs. Arizona State (12/3), among six games with multiple offensive boards... In 17 games he grabbed four or more defensive rebounds with a season-high eight coming at Arizona State (1/30)... Among 11 games with multiple assists, posted a season-high and matched his career-best with six vs. Stanford (1/10)... Recorded a season-best two steals vs. Arizona State (12/3)... Played a single game high 38 minutes vs. Stanford (3/10).

2019-20 Bradley Game-By-Game, So.

Date	Opponent	S	MP	FG	3FG	FT	R	F	A	T	B	S	TP
N.5	Pepperdine	S	31	8-11	5-7	4-4	5	3	3	4	1	0	23
N.12	UNLV	S	35	7-14	3-7	6-8	5	3	1	2	1	0	25
N.15	~California Baptist	S	33	4-9	1-3	7-7	5	1	4	3	0	0	16
N.18	~Prairie View A&M	S	25	4-7	2-4	6-7	4	4	2	3	0	0	16
N.21	~^vs. Duke	S	25	2-6	1-3	2-2	3	4	0	2	0	0	7
N.22	~^vs. Texas	S	29	5-12	1-3	11-11	6	3	0	3	0	0	22
N.26	UC Davis	S	34	6-10	3-5	4-4	4	2	3	4	0	0	19
D.4	at San Francisco	S	31	4-10	1-3	2-2	3	3	0	2	0	0	11
D.7	at Santa Clara	S	36	4-15	0-4	6-7	2	2	0	3	0	2	14
D.11	Fresno State	S	37	8-16	3-7	5-7	4	2	1	0	0	0	24
D.14	Saint Mary's	S	35	5-13	2-4	2-2	3	3	5	1	1	0	14
D.21	#vs. Boston College	S	36	8-16	1-7	4-5	9	2	2	4	0	1	21
D.29	*Harvard	S	36	4-14	0-6	7-11	6	4	0	0	1	0	15
J.2	*at Stanford	S	36	5-16	1-5	2-2	8	0	0	0	0	0	13
J.9	*Washington State	S	39	10-14	2-4	4-5	10	3	4	5	0	0	26
J.11	*Washington	S	42	6-16	3-7	2-2	5	2	3	4	0	0	17
J.16	*at Southern California	S	25	5-13	2-6	1-1	5	4	1	1	0	1	13
J.19	*at UCLA	S	39	7-15	2-9	1-2	5	1	1	3	0	2	17
J.26	*Stanford	S	33	4-14	2-5	4-4	5	3	1	1	0	1	14
J.30	*Oregon	S	33	8-16	4-8	5-6	2	3	3	2	0	1	25
F.1	*Oregon State	S	36	7-11	2-5	7-9	6	1	2	2	0	2	23
F.6	*at Colorado	S	32	6-12	2-4	3-4	4	4	1	2	0	0	17
F.9	*at Utah	S	28	5-13	1-5	2-2	7	4	2	3	1	1	13
F.13	*Arizona	S	39	7-18	3-7	2-2	8	2	2	4	0	0	19
F.16	*Arizona State	S	22	8-13	4-6	2-4	3	5	1	0	0	0	22
F.19	*at Washington State	S	39	2-9	1-5	6-6	8	2	2	3	0	1	11
F.22	*at Washington	S	33	3-11	2-5	6-7	2	2	0	4	0	0	14
F.27	*Colorado	S	34	8-14	5-7	5-5	6	1	0	1	0	1	26
F.29	*Utah	S	40	7-17	1-4	6-6	5	5	2	0	0	1	21
M.5	*at Oregon	S	26	5-11	2-5	3-3	4	2	2	2	1	1	15
M.7	*at Oregon State	S	33	2-10	2-6	2-2	0	5	0	4	1	0	8
M.11	+vs. Stanford	S	30	7-18	2-6	2-2	6	4	1	3	0	0	18

Bold Red indicates season high. **Bold Gold** indicates career high. ~ 2K Empire Classic. ^ - at Madison Square Garden (New York, N.Y.). # - Al Attles Classic, Chase Center (San Francisco, Calif.). * - Pac-12 game. + - Pac-12 Tournament game (Las Vegas, Nevada).

Matt Bradley



MOUNTAIN WEST-RECORD 14-TIME CONFERENCE CHAMPIONS

Honors & Awards

2021-22
 Second-Team NABC All-District 17
 Mountain West Newcomer of the Year
 First-Team All-Mountain West (coaches)
 Second-Team All-Mountain West (media)
 Mountain West All-Tournament Team
 Two-time Mountain West Player of the Week
 ESPN National Player of the Week
 NCAA March Madness Player of the Week

2020-21
 Second-Team All-Pac-12

2019-20
 Second-Team All-Pac-12
 Two-time Pac-12 Player of the Week

As a Sophomore at California (2019-20 Season)

Pac-12 Rankings: No. 2 in free throw percentage, No. 5 in scoring, No. 7 in 3-point field goals, No. 8 in minutes, No. 10 in 3-point field goal percentage
NCAA Rankings: No. 81 in points, No. 84 in free throws, No. 98 in points per game, No. 115 in field goal attempts, No. 144 in field goals, No. 161 in free throw attempts, No. 162 in minutes, No. 169 in 3-point field goals, No. 195 in field goal percentage, No. 215 in 3-point field goals per game, No. 239 in 3-point field goal attempts

Appeared in all 32 games making 30 starts... Averaged 17.5 points and 4.9 rebounds in 32.2 minutes per game... Added 49 assists, 15 steals, and seven blocks in 1,062 total minutes... Shot 181-of-414 (43.7 percent) from the field, 66-of-172 (38.4 percent) from the bonus distance, and 131-of-151 (86.8 percent) from the line... Led the team in minutes, field goals and field goal attempts, 3-pointers and 3-point attempts, free throws, free throw attempts and free throw percentage... His 66 6-pointers ranked ninth on the program's single-season list at the conclusion of the season... Scored in double figures in 30 games, had at 15+ points in 21 contests, and 11 games of 20+ points, including a then career-high 26 vs. Washington State (1/9) and Colorado (2/27)... Sank the game-winner, with seven seconds left in overtime, to defeat Washington (1/11)... In 22 games, converted on 5+ field goals, including a single game best of ten vs. Washington State (1/9)... Among nine games with at least three 3-pointers made, drained a season-best five vs. Pepperdine (11/5) and Colorado (2/27)... Totaled 19 games with 5+ rebounds, including a season-high 10 boards vs. Washington State (1/9)... Lone double double of the season, and the second of his

career, came against Washington State (1/9) with 26 points and 10 rebounds... Had multiple offensive rebounds in six games with a season-high three vs. Boston College (12/21)... Recorded 13 games with at least five defensive rebounds, including a season-best nine vs. Washington State (1/9)... Went 11-of-11 from the free throw line vs. Texas (11/22) among 19 games in which he was perfect from the charity stripe... Achieved a season-high two steals in games at Santa Clara (12/7), at UCLA (1/19) and vs. Oregon State (2/1)... In seven games, had a season-best one block... Among 15 games with multiple assists, dished out a season-high five vs. Saint Mary's (12/14)... Played a season high 42 minutes vs. Washington (1/11).

As a Freshman at California (2018-19 Season)

Pac-12 Rankings: No. 1 in 3-point field goal percentage, No. 10 in free throw percentage
 Among 31 appearances, made 17 starts... Averaged 10.8 points and 3.6 rebounds in 28.4 minutes per game... Added 63 assists, 27 steals, and 11 blocks in 880 total minutes... Went 108-of-263 (41.1 percent) from the field, 50-of-106 (47.2 percent) from the bonus distance, and 68-of-86 (79.1 percent) from the line... Made his collegiate debut vs. Yale (11/9) in Shanghai, China... His 47.2 percent shooting from beyond the arc set the program's freshman record and was the third highest single-season percentage in Cal basketball history... Led the squad in 3-point percentage, free throw percentage and was second in 3-point field goals, defensive rebounds (84), and assists... Finished with 19 games in double figures, seven games of 15+ and a season-high 23 points at Arizona State (2/24)... Had a field goal in 30-of-32 games and 5+ in seven with his single-game best eight at Arizona State (2/24)... Sank multiple 3-pointers in 16 games and his five at Arizona State (2/24) were a single-game high... Twice knocked down a season-best six free throws - vs. Yale (11/9) and vs. Colorado (3/13)... Recorded six games of 5+ rebounds, including a season-best 10 boards at Arizona State (2/24)... Twice finished with a single-game best three offensive rebounds - at Saint Mary's (12/1) and vs. Southern California (1/3)... Has seven games of at least 4+ defensive rebounds including a season-best nine at Arizona State (2/24)... With his 10 rebounds and his 23 points at Arizona State (2/24), he recorded his first career double double... Had four games with multiple steals, including a season-high four vs. Colorado (3/13)... Totaled a season-best two blocks in back to back games vs. Saint Mary's (12/1) and San Francisco (12/5)... Dished out multiple assists in 15 games with a season-high six vs. Stanford (2/3)... Played a single game high 35 minutes vs.

2018-19 Bradley Game-By-Game, Fr.

Date	Opponent	S	MP	FG	3FG	FT	R	F	A	T	B	S	TP
N.9	~vs. Yale	S	35	3-7	1-1	6-8	1	3	1	0	1	1	13
N.13	^Hampton	S	27	4-7	2-2	1-2	5	3	1	1	0	0	11
N.19	^#vs. St. John's	S	27	2-5	1-2	0-0	3	1	1	4	0	0	5
N.20	^#vs. Temple	S	28	4-7	2-3	0-2	3	3	1	4	0	0	10
N.26	Santa Clara	S	23	5-7	1-3	4-4	2	5	0	2	0	1	15
D.1	at Saint Mary's	S	33	4-12	3-3	4-4	4	2	0	0	2	0	15
D.5	San Francisco	S	28	2-8	1-3	0-0	3	3	0	0	2	1	5
D.8	San Diego State		29	3-5	1-2	4-4	4	1	3	1	0	1	11
D.15	Cal Poly		21	3-9	1-2	4-5	4	3	1	1	0	1	11
D.19	at Fresno State		17	3-6	0-1	0-0	1	3	2	3	0	1	6
D.21	San Jose State		22	3-6	3-4	7-7	4	1	2	2	1	1	16
D.29	Seattle U		17	0-2	0-0	2-4	1	5	0	1	0	1	2
J.3	*at Southern California		34	5-11	2-4	0-1	4	4	1	0	0	0	12
J.5	*at UCLA	S	34	5-11	0-3	5-7	3	3	5	4	0	3	15
J.9	*Arizona State	S	35	7-12	3-5	2-2	3	3	2	6	0	0	19
J.12	*Arizona	S	34	2-7	1-3	1-4	4	1	1	3	0	1	6
J.17	*at Washington State	S	33	6-13	2-5	0-0	4	4	2	0	0	1	14
J.19	*Washington	S	33	0-10	0-4	0-0	2	3	1	2	1	0	0
J.24	*Colorado	S	28	3-8	2-6	4-4	4	3	1	2	0	1	12
J.26	*Utah	S	32	4-14	3-5	0-0	5	2	5	1	1	1	11
F.3	*Stanford		28	4-7	3-4	2-2	1	3	6	3	0	1	13
F.6	*at Oregon		26	4-9	2-4	0-0	1	3	2	2	0	1	10
F.9	*at Oregon State		27	2-8	1-3	1-2	2	1	5	3	0	3	6
F.13	*UCLA		29	2-12	1-7	2-2	4	3	3	2	0	0	7
F.16	*Southern California		24	6-11	2-4	0-0	5	4	2	1	0	0	14
F.21	*at Arizona		21	2-4	2-3	1-2	6	4	1	1	0	1	7
F.24	*at Arizona State	S	32	8-13	5-7	2-2	10	2	1	1	1	0	23
F.28	*Washington	S	23	2-6	0-2	1-2	4	0	4	3	0	0	5
M.2	*Washington State	S	33	2-6	0-1	5-6	3	0	6	3	1	2	9
M.7	*at Stanford	S	34	4-8	2-4	4-4	7	5	1	2	1	0	14
M.13	+vs. Colorado	S	33	4-12	3-6	6-6	5	3	2	0	0	4	17

Bold Red indicates season high. **Bold Gold** indicates career high. ~ Shanghai, China. ^ - Legends Classic # - at Barclays Center (Brooklyn, N.Y.). * - Pac-12 game. + - Pac-12 Tournament game (Las Vegas, Nev.).

Yale (11/9) and vs. Arizona State (1/9).

High School

A graduate of Wasatch Academy in Mt. Pleasant, Utah... In his lone season at Wasatch Academy he led his team to a 24-2 record and a national ranking of No. 13... Rated by ESPN, Rivals and 247Sports as a four-star prospect... Was ranked 53rd by Rivals, 78th by 247Sports and 97th by ESPN... Competed in the 2018 Ballislife All-American game finishing with 10 points, eight rebounds, two steals, a block and a steal... Competed in his first three seasons for San Bernardino (Calif.) High School... Averaged 33.6 points, 10.1 rebounds, 4.2 assists, 2.1 steals and 1.7 blocks at San Bernardino... As a junior earned first-team All-San Bernardino Sun and CIF Division 4 Player of the Year honors after averaging 31 points, 11 rebounds, five assists and four steals... Led team to the CIF Southern Section semifinal game and a win in the state playoffs... Reportedly once

scored 72 points to set the school record for points in a game.

Bradley's Career Statistics

Year	G-GS	Min.-Avg.	FG-FGA	Pct.	3P-3PA	Pct.	FT-FTA	Pct.	OR	DR	Reb	Avg.	PF-D	AT	TO	BS	ST	Pts	Avg.
2018-19*	31-19	880-28.4	108-263	.411	50-106	.472	68-86	.791	28	84	112	3.6	84-3	63	58	11	27	334	10.4
2019-20*	32-30	1065-33.3	181-414	.437	66-172	.384	131-151	.868	22	136	158	4.9	89-3	49	75	7	15	559	17.5
2020-21*	22-19	666-30.3	130-286	.455	40-110	.364	96-117	.821	23	79	102	4.6	59-2	37	61	4	8	396	18.0
2021-22	32-32	1007-31.5	186-425	.438	57-142	.401	113-145	.779	28	146	174	5.4	74-0	85	85	7	33	542	16.9
Total	117-100	3,618-30.9	605-1,388	.436	213-530	.402	408-499	.818	101	445	546	4.7	306-8	234	279	29	83	1,831	15.6

* - at California

MW Career Statistics

Year	G-GS	Min.-Avg.	FG-FGA	Pct.	3P-3PA	Pct.	FT-FTA	Pct.	OR	DR	Reb	Avg.	PF-D	AT	TO	BS	ST	Pts	Avg.
2021-22	17-17	549-32.3	113-240	.471	42-87	.483	67-84	.798	12	85	97	5.7	34-0	48	40	4	20	335	19.7



MOUNTAIN WEST-RECORD 14-TIME CONFERENCE CHAMPIONS

Keshad Johnson

#0



Forward
6-7 • 225
Senior
3 Letters
Oakland, Calif.
San Leandro High

Career Highs

Points	15 vs. Wyoming (1-30-21)
Rebounds	13 vs. San Jose State (2-8-21)
Assists	4 vs. UC San Diego (12-22-21)
Field Goals	6 at Fresno State (2-19-22) 6 vs. New Mexico (1-31-22) 6 vs. UC San Diego (12-22-21) 6 vs. Wyoming (1-30-21)
Field Goals Att.	12 vs. Texas Southern (11-5-19)
3-Pt. Field Goals	3 vs. UC Irvine (11-27-20)
3-Pt. Field Goals Att.	7 vs. Texas Southern (11-5-19)
Free Throws	6 vs. San Jose State (2-25-22)
Free Throws Att.	6 vs. San Jose State (2-25-22) 6 vs. Colorado State (1-8-22)
Steals	3 at Colorado State (2-4-22) 3 vs. Texas Southern (11-5-19)
Blocked Shots	3 at Nevada (3-5-22) 3 vs. UC San Diego (12-22-21)
Minutes	42:06 vs. Fresno State (3-3-22)

Career Numbers	19-20	20-21	21-22	Total
Games Played	18	24	32	74
Games Started	0	0	32	32
Double-Figure Scoring	0	2	10	12
Led SDSU in Scoring	0	0	1	1
Led SDSU in Rebounding	0	4	6	10
Led SDSU in Assists	0	0	2	2

Inside The Numbers

- In his career, when he has at least 4 rebounds in a game the Aztecs are 27-5 and he averages 7.3 points, 6.0 rebounds and 1.0 assists.
- Through his first 22 career games, went 22-0, at the time the third longest streak in the nation, snapped in a loss to BYU (12/18/20).
- His .553 field goal percentage per 40 minutes played in 2021-22, is the third highest for the program since his career began in the 2019-20 campaign.
- His 12.0 point per 40 minutes played last season ranks No. 2 among returning Aztecs.
- 32 blocks in 2021-22 led the team, was a single-season high as was his four vs. Long Beach State (11/30/21).



INTRODUCTION

COACHES & STAFF

PLAYERS

2021-22 REVIEW

RECORDS

HISTORY

UNIVERSITY

AZTEC BASKETBALL MEDIA GUIDE

Keshad Johnson



MOUNTAIN WEST-RECORD 14-TIME CONFERENCE CHAMPIONS

A prototypical Aztec wing with strength, speed and the ability to play above and finish at the rim... Is expected to play a larger role this season.

As a Junior (2021-22 Season)

MW Ranking: No. 15 in blocks

A starter in all 32 games... Averaged 7.2 points and 4.5 rebounds in 23.8 minutes per game... Added 32 assists, 21 steals, and 20 blocks in 763:10 of action... Shot 88-of-159 (55.3 percent) from the floor, 6-of-32 (18.2 percent) from distance, and 47-of-73 (64.4 percent) from the free throw line... Established new career highs in nearly every statistical category... One of three players to appear and start in all 32 games... His 32 starts were the first of his college career... Reached double figure scoring 10 times and the Aztecs were undefeated in those games... Three times; vs. New Mexico (1/31), Utah State (2/15) and San Jose State (2/25) totaled a season-high 14 points... Recorded his first career double double (10 points & 11 rebounds) at UNLV (1/1) and then posted his second (14 points, 10 rebounds) vs. New Mexico... Through his junior campaign, 10 of his 12 double figure scoring efforts came in 2021-22... Posted a pair of three game double digit scoring runs, the first time he has recorded back-to-back 10+ point games... His 55.3 percent shooting led the team, regardless of the number of attempts... Knocked down four or more shots 11 times, including matching his career-high six vs. UC San Diego (12/22), New Mexico, and at Fresno State (2/19)... Hoisted a season-high

10 shots vs. New Mexico and at Fresno State... Among his six 3-pointers, he knocked down two in a game, at Wyoming (2/28), for the first time as an Aztec... Made 47-of-73 free throw attempts, both career-highs and among his seven games in which he was perfect from the line, he had a 6-of-6 effort against San Jose State which matched his career-high in attempts that was set earlier in the season, vs. Colorado State (1/8)... His 144 rebounds ranked No. 3 on the team and were a career-best... Recorded two double digit rebounding games; at UNLV and vs. New Mexico and grabbed at least five boards 15 times... Snatched multiple offensive boards in 14 contests, including a season-high four against New Mexico, and his 43 offensive rebounds ranked No. 2 on the squad... 101 defensive rebounds were the third most for the Aztecs... 32 assists doubled his previous high and were the fourth most on the roster... Dished out multiple assists in eight contests, including a career-high four vs. UC San Diego (12/22)... His 20 blocks are a career-best, ranked No. 2 on the team and was No. 15 in the Mountain West... Blocked a career-best three shots vs. UC San Diego and at Nevada (3/5)... Played a career-high 42:06 vs. Fresno State (3/3) and was in double digits for each of the team's 32 games... His 763:10 on the floor is a career-high and was the fifth most on the squad... Has played in a career-high 49 consecutive games.

As a Sophomore (2020-21 Season)

Appeared in 24 games, all off the bench... Averaged 4.0 points and 3.6 rebounds in 13.5 minutes per game... Added 16 assists, 13 blocks and six steals in 324:26 of action... Shot 33-of-73 (45.2 percent) from the floor, including 7-of-21 (33.3 percent) from three-point range, and 22-of-40 (55.0 percent) from the line... Established career-highs

2021-22 Johnson Game-By-Game, Jr.

Date	Opponent	S	MP	FG	3FG	FT	R	F	TP	A	TO	S	B
N.9	UC Riverside	S	18	2-4	0-1	0-3	2	2	4	0	2	1	0
N.12	at Brigham Young	S	19	1-4	0-1	1-2	6	1	3	0	3	0	0
N.18	Arizona State	S	23	4-6	0-2	2-2	3	3	10	2	1	1	1
N.20	UT Arlington	S	23	4-6	0-2	2-2	3	3	10	2	1	1	1
N.25	~vs. Georgetown	S	20	3-4	0-0	2-3	4	2	8	0	1	0	0
N.25	~vs. Southern California	S	22	1-3	0-1	1-3	3	1	3	1	0	0	0
N.30	Long Beach State	S	18	4-6	0-0	0-0	3	4	8	1	1	2	0
D.4	at Michigan	S	22	2-6	0-2	1-2	7	0	5	0	1	0	1
D.8	Cal State Fullerton	S	16	1-3	0-1	0-0	2	4	2	3	2	1	1
D.17	@vs. Saint Mary's	S	30	2-3	0-0	2-3	2	0	6	0	1	2	0
D.22	UC San Diego	S	27	6-8	1-2	0-2	7	0	13	4	1	0	3
J.1	*at UNLV	S	30	4-8	0-1	2-3	11	3	10	0	1	0	1
J.8	*Colorado State	S	27	3-4	0-0	4-6	3	2	10	1	2	1	1
J.22	*Boise State	S	16	0-6	0-1	0-0	5	1	0	0	2	0	0
J.24	*UNLV	S	21	1-2	0-0	2-2	7	0	4	1	0	2	0
J.26	*at Utah State	S	21	3-5	0-1	1-2	2	0	7	0	0	0	0
J.31	*New Mexico	S	26	6-10	0-1	2-3	10	1	14	2	1	1	0
F.4	*at Colorado State	S	20	1-6	0-3	3-5	6	1	5	1	3	3	0
F.6	*Nevada	S	31	3-6	0-1	1-1	5	0	7	1	0	1	2
F.9	*at San Jose State	S	33	4-6	0-1	0-2	6	1	8	0	2	2	1
F.12	*Air Force	S	30	4-4	0-0	3-4	4	2	11	3	2	0	0
F.15	*Utah State	S	19	5-6	0-0	4-4	4	2	14	0	0	0	0
F.19	*at Fresno State	S	31	6-10	1-4	0-0	5	0	13	1	1	0	1
F.22	*at Boise State	S	25	2-3	1-1	0-0	3	2	5	0	1	0	0
F.25	*San Jose State	S	23	4-5	0-0	6-6	5	1	14	3	2	0	1
F.28	*at Wyoming	S	18	2-4	2-2	0-0	3	2	6	0	0	1	0
M.3	*Fresno State	S	42	3-5	0-0	3-4	2	0	9	0	2	0	1
M.5	*at Nevada	S	30	4-6	1-1	1-2	6	1	10	0	3	1	3
M.10	+vs. Fresno State	S	19	1-3	0-2	1-1	3	0	3	1	1	0	1
M.11	+vs. Colorado State	S	21	1-2	0-0	1-2	5	0	3	1	0	1	0
M.12	+vs. Boise State	S	14	0-2	0-1	0-2	1	0	0	1	0	0	0
M.17	#vs. Creighton	S	26	3-5	0-2	0-0	2	1	6	2	1	1	1

Bold Red indicates season high. **Bold Gold** indicates career high. * - Mountain West game. + - Mountain West Tournament game (Las Vegas, Nevada). ~ - at Anaheim Arena (Anaheim, Calif.). @ - at Footprint Center (Phoenix, Ariz.). # - NCAA Tournament (Fort Worth, Texas).



INTRODUCTION
 COACHES & STAFF
 PLAYERS
 2021-22 REVIEW
 RECORDS
 HISTORY
 UNIVERSITY
 AZTEC BASKETBALL MEDIA GUIDE

Keshad Johnson



MOUNTAIN WEST-RECORD 14-TIME CONFERENCE CHAMPIONS



INTRODUCTION

COACHES & STAFF

PLAYERS

2021-22 REVIEW

RECORDS

HISTORY

UNIVERSITY

AZTEC BASKETBALL MEDIA GUIDE

2020-21 Johnson Game-By-Game, So.

Date	Opponent	S	MP	FG	3FG	FT	R	F	A	T	B	S	TP
N.25	UCLA		13	1-2	0-0	0-0	3	0	2	0	1	0	2
N.27	UC Irvine		17	4-8	3-5	3-4	4	0	0	1	0	1	14
D.2	St. Katherine		19	4-6	0-2	1-1	5	1	2	1	1	0	9
D.6	Pepperdine		5	0-0	0-0	1-5	0	0	0	0	0	0	1
D.10	at Arizona State		DNT										
D.18	Brigham Young		9	0-2	0-0	0-0	2	0	0	0	0	0	0
D.22	~ vs. Saint Mary's		13	0-0	0-0	1-2	4	3	1	1	2	1	1
J.2	*Colorado State		5	0-1	0-1	0-2	1	0	0	0	1	0	0
J.4	*Colorado State		INJ										
J.7	*Nevada		INJ										
J.9	*Nevada		INJ										
J.14	*at Utah State		5	0-2	0-1	0-0	1	0	0	0	0	0	0
J.16	*at Utah State		20	0-0	0-0	2-4	5	1	1	1	1	0	2
J.22	*at Air Force		19	3-5	0-1	0-2	6	2	2	1	0	0	6
J.24	*at Air Force		17	0-2	0-0	2-2	7	1	3	2	1	1	2
J.28	*Wyoming		21	2-3	1-2	1-2	4	3	2	0	1	0	6
J.30	*Wyoming		22	6-8	2-2	1-1	5	1	2	0	0	0	15
F.8	*San Jose State		18	3-9	0-1	2-3	13	1	0	0	0	0	8
F.10	*San Jose State		16	1-3	0-0	1-2	1	0	0	2	1	0	3
F.18	*at Fresno State		11	0-2	0-1	0-0	5	2	0	0	1	0	0
F.20	*at Fresno State		12	3-4	0-1	1-2	2	0	0	0	1	0	7
F.25	*Boise State		14	1-1	0-0	0-1	3	0	1	1	0	2	2
F.27	*Boise State		15	1-2	0-0	0-0	2	5	0	0	0	0	2
M.3	*at UNLV		15	1-4	1-2	2-2	4	1	0	0	0	0	5
M.11	+vs. Wyoming		9	1-3	0-2	0-0	4	1	0	0	0	0	2
M.12	+vs. Nevada		8	0-1	0-0	1-2	0	2	0	0	1	0	1
M.13	+vs. Utah State		11	1-2	0-0	2-2	2	1	0	0	1	0	4
M.19	#vs. Syracuse		10	1-3	0-0	1-1	3	1	0	1	0	1	3

Bold Red indicates season high. **Bold Gold** indicates career high. ~ - at Matt Arena (San Luis Obispo, Calif.). * - Mountain West game. + - Mountain West Tournament game (Las Vegas, Nevada). # - NCAA Tournament (Indianapolis, Ind.).

Keshad Johnson



MOUNTAIN WEST-RECORD 14-TIME CONFERENCE CHAMPIONS

2019-20 Johnson Game-By-Game, Fr.

Date	Opponent	S	MP	FG	3FG	FT	R	F	A	T	B	S	TP
N.5	Texas Southern		15	3-12	1-7	0-2	10	2	0	3	1	3	7
N.9	at BYU		5	0-0	0-0	0-0	0	1	0	0	0	0	0
N.13	Grand Canyon		8	2-4	2-4	0-0	2	0	0	0	0	0	6
N.20	at San Diego		6	0-0	0-0	0-0	0	1	0	0	0	0	0
N.22	LIU		3	0-0	0-0	1-2	0	0	0	1	0	0	1
N.25	Tennessee State		DNP										
N.28	~ vs. Creighton		4	0-1	0-0	0-0	3	1	1	1	0	0	1
N.29	~ vs. Iowa		DNP										
D.4	at Colorado State		DNP										
D.8	San Jose State		4	0-2	0-1	0-0	0	1	0	0	0	0	0
D.18	San Diego Christian		21	1-5	0-1	3-4	6	1	1	1	0	0	5
O.20	# vs. Utah		2	2-2	0-0	0-0	1	0	0	0	0	0	4
O.28	Cal Poly		7	0-1	0-1	0-2	2	0	2	1	0	0	0
J.1	*Fresno State		DNP										
J.4	*at Utah State		DNP										
J.8	*at Wyoming		6	1-1	1-1	2-2	1	0	0	0	0	0	5
J.11	*Boise State		1	0-0	0-0	0-0	0	1	0	0	0	0	0
J.14	*at Fresno State		DNP										
J.18	*Nevada		1	0-0	0-0	0-0	2	1	0	1	0	0	0
J.21	*Wyoming		2	0-0	0-0	0-0	1	0	0	0	0	0	0
J.26	*at UNLV		4	0-0	0-0	0-0	0	0	0	0	0	0	0
J.29	*at New Mexico		12	3-5	0-2	0-2	2	0	0	0	0	2	6
F.1	*Utah State		DNP										
F.8	*at Air Force		5	0-1	0-1	0-2	0	0	0	0	0	0	0
F.11	*New Mexico		2	0-0	0-0	0-0	0	0	0	0	0	0	0
F.16	*at Boise State		DNP										
F.22	*UNLV		DNP										
F.25	*Colorado State		DNP										
F.29	*at Nevada		DNP										
M.5	+vs Air Force		DNP										
M.6	+vs Boise State		DNP										
M.7	+vs Utah State		DNP										

Bold Red indicates season high. **Bold Gold** indicates career high. * - Mountain West game. + - Mountain West Tournament game (Las Vegas, Nevada). ~ - Continental Tires Las Vegas Invitational (Las Vegas, Nev.). # - Basketball Hall of Fame Classic (Los Angeles, Calif.).

in every statistical category... Enjoyed his first two double-digit scoring games - a career-high 15 points vs. Wyoming (1/30) and 14 points vs. UC Irvine (11/27)... Among 12 games with at least four rebounds, snatched a single-game career-high 13 vs. San Jose State (2/8) on career-bests of six offensive and seven defensive rebounds... Totaled six games of multiple offensive boards and 10 games of four or more defensive rebounds... Had five games of multiple assists, topped by a career-best three at Air Force (1/24)... Set a career-high with two blocks vs. Saint Mary's (12/22)... Season-high two steals came vs. Boise State (2/25)... Knocked down multiple field goals in a game seven times, including a career-high six vs. Wyoming (1/30)... Set a career-best with three treys vs. UC Irvine (11/27) and made both his attempts from the bonus distance

vs. Wyoming (1/30)...Matched a career-high with three free throws made and four attempts vs. UC Irvine... Played a season-high 21:32 vs. Wyoming (1/30).

As a Freshman (2019-20 Season)

Appeared in 18 games, all off the bench... Averaged 1.9 points and 1.7 rebounds in 5.9 minutes per game... Added four assists, one block and five steals in a total of 107 minutes... Shot 12-of-34 (35.3 percent) from the floor, including 4-of-18 (22.2 percent) from three-point range and made 6-of-16 (37.5 percent) from the charity stripe... 12-of-30 rebounds (40.0 percent) came on the offensive glass... Played a season-high 21 minutes vs. San Diego Christian (12/18) where he pulled down six rebounds... Grabbed a season-best 10 rebounds

vs. Texas Southern (11/5) where he also recorded season-highs in points (seven), steals (three) and blocks (one)... Went 2-of-4, all from three-point range, for six points and grabbed two rebounds vs. Grand Canyon (11/13)... Was 2-of-2 with a rebound versus Utah (12/21)... At New Mexico (1/29) shot 3-of-5 from the floor, grabbed two rebounds and had two steals.

High School

Attended San Leandro (Calif.) High School... A three-star recruit according to many of the major recruiting services... ESPN rated him as a four-star prospect and one of the top-25 high school players in the state his senior year... As a senior led his team with 14.4 points, 8.0 rebounds, 3.0 assists, 2.3 blocks, 1.9 steals and had nine double doubles... Named the West Alameda County Conference-Foothill League's Most Valuable Player and a San Francisco Chronicle third-team All-Metro Boys performer in 2018-19... The team went 24-6 overall, won the

West Alameda County Conference-Foothill League title with a 9-1 record and advanced to the CIF State Boys Basketball Division I playoffs... As a junior at Envision Academy, he averaged 24.0 points, 12.4 rebounds, 4.2 blocked shots, 3.4 assists and 2.8 steals per game, and led the team to the CIF State Boys

Honors & Awards

2021-22
Mountain West Player of the Week

Basketball Division V playoffs.



Johnson's Career Statistics

Year	G-GS	Min.-Avg.	FG-FGA	Pct.	3P-3PA	Pct.	FT-FTA	Pct.	OR	DR	Reb	Avg.	PF-D	AT	TO	BS	ST	Pts	Avg.
2019-20	18-0	107-5.9	12-34	.353	4-18	.222	6-16	.375	12	18	30	1.7	12-0	4	8	1	5	34	1.9
2020-21	24-0	327-13.6	33-73	.452	7-21	.333	22-40	.550	25	61	86	3.6	26-1	16	12	13	6	95	4.0
2021-22	32-32	762-23.8	88-159	.553	6-33	.182	47-73	.644	43	101	144	4.5	39-0	32	37	20	21	229	7.2
Total	74-32	1,196-16.2	133-266	.500	17-72	.236	75-129	.581	80	180	230	3.5	77-1	52	57	34	21	358	4.8

MW Career Statistics

Year	G-GS	Min.-Avg.	FG-FGA	Pct.	3P-3PA	Pct.	FT-FTA	Pct.	OR	DR	Reb	Avg.	PF-D	AT	TO	BS	ST	Pts	Avg.
2019-20	9-0	35-3.9	4-9	.444	1-5	.200	2-6	.333	3	3	6	0.7	5-0	0	1	0	2	11	1.2
2020-21	14-0	211-15.1	21-46	.457	4-12	.333	12-23	.522	16	43	59	4.2	17-1	11	8	7	3	58	4.1
2021-22	17-17	442-26.0	55-96	.573	5-18	.278	32-44	.727	26	61	87	5.1	19-0	13	22	11	12	147	8.6
Total	40-17	688-17.2	80-151	.530	10-35	.286	46-73	.630	45	107	152	3.8	41-1	24	31	18	17	216	5.4



MOUNTAIN WEST-RECORD 14-TIME CONFERENCE CHAMPIONS

#31

Nathan Mensah



Forward

6-10 • 230

Senior

4 Letters

Labadi, Accra, Ghana

Findley Prep (Nev.)

Career Highs

Points	19 vs. UC San Diego (12-22-21)
Rebounds	15 at Arizona State (12-10-20)
Assists	4 vs. San Jose State (3-2-19)
Field Goals	9 vs. UC San Diego (12-22-21)
Field Goals Att.	14 at UNLV (1-1-22)
3-Pt. Field Goals	1 vs. Arizona State (11-18-21)
3-Pt. Field Goals Att.	2 at Arizona State (12-10-20)
Free Throws	8 vs. Nevada (1-7-21)
Free Throws Att.	12 at Brigham Young (11-12-21)
Steals	5 vs. New Mexico (1-31-22)
Blocked Shots	6 vs. Saint Mary's (12-22-20)
Minutes	34:12 vs. Utah State (2-15-22)

Career Numbers	18-19	19-20	20-21	21-22	Total
Games Played	34	13	28	32	107
Games Started	20	13	27	32	92
Double-Figure Scoring	6	4	10	7	27
Led SDSU in Scoring	0	1	2	5	8
Led SDSU in Rebounding	7	6	10	17	40
Led SDSU in Assists	0	0	0	1	1

Inside The Numbers

- Nationally, ranks No. 2 among returning post players in fewest point allowed per possession w/ a minimum 230 possessions.
- The only player last year, 6-10 or taller nationally, to record a game with at least five steals and four blocks (vs. New Mexico, 1/31/22) & since the start of the 1996-97 season is just the second Aztec to accomplish the mark.
- Returns as the Mountain West's most prolific shot blocker (71 blocks in 2021-22).
- 171 career blocks rank No. 3 in program history & his 1.59 career blocks per game rank No. 4 in Aztec history, among those with at least 100 blocks (higher than SDSU Hall of Fame inductee Michael Cage (1.05)).
- His six blocks vs. Saint Mary's (12-22-20) tied the program's single-game record equalling Malcolm Thomas (vs. Wyoming - 1-29-11) and Skylar Spencer (vs. Colorado State - 2-14-15).

INTRODUCTION

COACHES & STAFF

PLAYERS

2021-22 REVIEW

RECORDS

HISTORY

UNIVERSITY

AZTEC BASKETBALL MEDIA GUIDE

Nathan Mensah



MOUNTAIN WEST-RECORD 14-TIME CONFERENCE CHAMPIONS

One of the nations elite defenders... A back-line stopper who can erase mistakes before they reach the rim and can switch one-to-five on the floor.

Enters the 2022-23 season with 171 career blocks which are third most in program history.

As a Senior (2021-22 Season)

SDSU Single-Season Rankings: No. 6 in blocks
MW Rankings: No. 1 in blocks, No. 5 in offensive rebounds, No. 7 in rebounds, No. 13 in defensive rebounds
NCAA Rankings: No. 26 in blocks, No. 30 in blocks per game, No. 146 in offensive rebounds per game, No. 166 in rebounds, No. 168 in rebounds per game, No. 304 in defensive rebounds per game

A starter in all 32 contests... Averaged 7.0 points and 6.9 rebounds in 24.8 minutes per game... Added 71 blocks, 27 steals and 20 assists in a total of 792.33 of action... Shot 92-of-191 (48.2 percent) from the field, 1-of-4 (25.0 percent) from the bonus distance, and 40-of-75 (53.3 percent) from the line... Established career-high with 792:33 of action, 92 field goals, 191 field goal attempts, one 3-pointers and four 3-point attempts, 145 defensive rebounds, 221 total rebounds, 27 steals, 71 blocks and matched his career best with 20 assists... Recorded five steals and four blocks vs. New Mexico (1/31) and according to STATS LLC, is the only player 6-10 or taller in 2021-22 to post those two stats in a game and is just the second player in Aztecs history, regardless of height, to accomplish the feat (also:

Matt Watts vs. San Jose State on Feb. 27, 1999)... Was one of five players nationally who are 6-10 or taller to block at least 71 shots and make at least one 3-pointer in 32 or fewer games... With 11 rebounds vs. Long Beach State (11/30), became the seventh player in the Dutcher/Fisher era (since the start of the 1999-00 season) to score 500 points, grab 500 rebounds and block 100 shots... Against Long Beach State (11/30) grabbed 11 rebounds without scoring a point and became the only Aztec to grab double digit boards with our appearing in the scoring column, since the start of the 1996-97 season... Among seven double-digit scoring games, he established a career-high vs. UC San Diego (12/22) with 19 points... Also had 18 points at Brigham Young (11/12), 14 vs. Air Force (2/12), 13 at Boise State (2/22) and 10 each against Arizona State (11/18) at UNLV (1/1) and vs. Boise State (1/22)... Combined his 13 points at Boise State (2/22) with 11 rebounds for his lone double double of the campaign... Sank a career-high nine field goals vs. UC San Diego (12/22)... Had six games with double digit shot attempts: vs. Saint Mary's (12/17), vs. UC San Diego (12/22), at UNLV (1/1), vs. Boise State (1/22), vs. UNLV (1/24) and at Boise State (2/22)... His 14 field goal attempts at UNLV (1/1) are a career high... Knocked down the first 3-pointer of his career vs. Arizona State (11/18)... Shot attempts from beyond the arc came vs. Arizona State (11/18), Long Beach State (11/30), at No. 24 Michigan (12/4) and at Fresno State (2/19)... Six successful free throw attempts at Brigham Young (11/12) and at Wyoming (2/28) were a season-high... Went to the line a career-high 12 times at Brigham Young (11/12)... Enjoyed five games in which he was perfect from the line, led by a 6-of-6 effort at Wyoming (2/28)... Six of his 15 career double-digit rebounding games came in 2021-22

2021-22 Mensah Game-By-Game, Sr.

Date	Opponent	S	MP	FG	3FG	FT	R	F	TP	A	TO	S	B
N.9	UC Riverside	S	24	4-4	0-0	0-2	10	1	8	2	1	1	2
N.12	at Brigham Young	S	23	6-7	0-0	6-12	8	4	18	0	2	0	1
N.18	Arizona State	S	30	3-5	1-1	3-4	9	2	10	1	1	0	1
N.20	UT Arlington	S	21	3-8	0-0	3-5	4	3	9	1	5	0	3
N.25	~vs. Georgetown	S	23	1-5	0-0	2-2	6	2	4	0	2	1	4
N.25	~vs. Southern California	S	27	4-6	0-0	0-3	7	2	8	0	0	1	3
N.30	Long Beach State	S	22	0-3	0-1	0-0	11	4	0	2	2	2	2
D.4	at Michigan	S	26	2-5	0-1	0-0	5	2	4	0	2	0	2
D.8	Cal State Fullerton	S	32	2-5	0-0	2-4	9	1	6	2	4	2	3
D.17	@vs. Saint Mary's	S	30	2-10	0-0	1-2	13	3	5	0	2	2	3
D.22	UC San Diego	S	26	9-12	0-0	1-2	9	1	19	0	0	0	2
J.1	*at UNLV	S	29	3-14	0-0	4-8	7	2	10	1	1	0	4
J.8	*Colorado State	S	23	0-2	0-0	0-0	3	4	0	0	1	2	1
J.22	*Boise State	S	33	5-11	0-0	0-1	9	2	10	0	1	0	1
J.24	*UNLV	S	24	4-10	0-0	0-0	5	2	8	1	1	0	3
J.26	*at Utah State	S	19	2-3	0-0	0-0	4	4	4	0	1	2	2
J.31	*New Mexico	S	20	1-4	0-0	3-4	3	2	5	1	3	5	4
F.4	*at Colorado State	S	23	2-5	0-0	0-0	7	3	4	2	0	1	0
F.6	*Nevada	S	17	1-3	0-0	2-2	2	4	4	0	3	0	1
F.9	*at San Jose State	S	23	3-4	0-0	1-2	6	2	7	0	2	1	1
F.12	*Air Force	S	28	6-7	0-0	2-2	6	2	14	2	0	1	3
F.15	*Utah State	S	34	4-7	0-0	0-2	8	1	8	0	1	1	0
F.19	*at Fresno State	S	20	2-4	0-1	0-1	3	4	4	0	1	2	3
F.22	*at Boise State	S	27	6-10	0-0	1-2	11	5	13	0	0	1	3
F.25	*San Jose State	S	25	4-6	0-0	0-2	13	1	8	1	0	0	1
F.28	*at Wyoming	S	27	0-2	0-0	6-6	9	3	6	0	0	0	2
M.3	*Fresno State	S	18	1-4	0-0	1-1	6	5	3	1	1	0	2
M.5	*at Nevada	S	22	3-7	0-0	1-2	4	4	7	1	0	0	2
M.10	+vs. Fresno State	S	26	3-6	0-0	0-0	6	2	6	1	2	1	5
M.11	+vs. Colorado State	S	23	4-5	0-0	1-2	6	5	9	0	1	0	1
M.12	+vs. Boise State	S	33	2-6	0-0	0-2	10	2	4	1	0	1	4
M.17	#vs. Creighton	S	13	0-1	0-0	0-0	2	5	0	0	0	0	2

Bold Red indicates season high. **Bold Gold** indicates career high. * - Mountain West game. + - Mountain West Tournament game (Las Vegas, Nevada). ~ - at Anaheim Arena (Anaheim, Calif.). @ - at Footprint Center (Phoenix, Ariz.). # - NCAA Tournament (Fort Worth, Texas).



INTRODUCTION
 COACHES & STAFF
 PLAYERS
 2021-22 REVIEW
 RECORDS
 HISTORY
 UNIVERSITY
 AZTEC BASKETBALL MEDIA GUIDE

Nathan Mensah



MOUNTAIN WEST-RECORD 14-TIME CONFERENCE CHAMPIONS



led by a pair of 13 rebound games: vs. Saint Mary's (12/17) and vs. San Jose State (2/25)... Snatched 11 boards vs. Long Beach State (11/30) and at Boise State (2/22), and had 10 vs. UC Riverside (11/9) and vs. Boise State (3/12) in the championship game of the Mountain West tournament... Equaled a career-high with seven offensive boards vs. Boise State (3/12) in the championship game of the Mountain West tournament... Pulled down a season-high nine defensive rebounds vs. UC Riverside (11/9), vs. Long Beach State (11/30) and vs. San Jose State (2/25)... Recorded a block in 30-of-32 appearances... Had at least two block in 22 contests (SDSU was 16-6 in those games)... Swatted a season-best five shots vs. Fresno State (3/10) in the quarterfinal of the Mountain West tournament... Also had four blocks vs. Georgetown (11/25), at UNLV (1/1), vs. New Mexico (1/31) and vs. Boise State (3/12) in the championship game of the Mountain West tournament... In games in which he had a minimum of three blocks, the Aztecs were 10-3... Dished out a season-high two assists in five games: vs. UC Riverside (11/9), Long Beach State (11/30), Cal State Fullerton (12/8), at Colorado State (2/4) and vs. Air Force (1/12), and the Aztecs went 4-1 in those games... Set a single-game career-high with five steals vs. New Mexico (1/31) and recorded multiple steals in five other games: vs. Long Beach (11/30), Cal State Fullerton (12/8), vs. Saint Mary's (12/17), vs. No. 20 Colorado State, at Utah State (1/26) and at Fresno State (2/19) and in games in which he had multiple steals the Aztecs were 6-1... Playing double digit minutes in every game, he was on the court for a career-high 34:12 vs. Utah State (2/15).

Honors & Awards

2021-22
Mountain West Defensive Player of the Year
Mountain West All-Defensive Team (coaches)
Third-Team All-Mountain West (media)
Honorable Mention All-Mountain West (media)

2020-21
Honorable Mention All-Mountain West
Mountain West All-Defensive Team (coaches)
Dr. Jim Malik Academic Achievement Award
Aztec Scholar-Athlete

2019-20
Aztec Scholar-Athlete

2018-19
Aztec Scholar-Athlete

As a Junior (2020-21 Season)

MW Rankings: 3rd in blocks, 9th in offensive rebounds, 9th in rebounds, 14th in defensive rebounds
NCAA Rankings: 64th in blocks, 97th in blocks per game, 170th in rebounds, 251st in offensive rebounds per game, 314th in rebounds per game, 333rd in double doubles
Appeared in all 28 games and started a career-high 27 times... Averaged 8.1 points and 6.1 rebounds in 21.4 minutes per game... Added 39 blocks, 16 assists and 16 steals in 600:30 of action... Shot 88-of-152 (57.9 percent) from the floor, and 51-of-85

2020-21 Mensah Game-By-Game, Jr.

Date	Opponent	S	MP	FG	3FG	FT	R	F	A	T	B	S	TP
N.25	UCLA	S	19	2-5	0-1	0-0	7	4	1	0	1	1	4
N.27	UC Irvine	S	19	4-7	0-0	1-3	5	2	1	0	0	1	9
D.2	St. Katherine	S	18	3-6	0-0	3-4	7	0	0	0	1	0	9
D.6	Pepperdine	S	21	2-4	0-0	2-2	6	2	0	1	1	1	6
D.10	at Arizona State	S	28	7-12	0-2	3-1	15	3	1	1	3	1	17
D.18	Brigham Young	S	24	2-2	0-0	4-5	3	5	1	1	3	0	8
D.22	~ vs. Saint Mary's	S	25	8-9	0-0	2-2	13	2	1	2	6	0	18
J.2	*Colorado State	S	24	1-3	0-0	2-4	4	1	2	0	1	0	4
J.4	*Colorado State	S	24	5-6	0-0	1-4	8	4	0	2	3	0	11
J.7	*Nevada	S	26	4-7	0-0	8-10	7	4	1	2	2	1	16
J.9	*Nevada	S	28	6-11	0-0	3-6	6	1	1	2	1	1	15
J.14	*at Utah State	S	25	6-9	0-0	1-2	9	1	1	5	2	3	13
J.16	*at Utah State	S	21	1-5	0-0	1-5	5	2	0	1	1	0	3
J.22	*at Air Force	S	16	5-6	0-0	3-5	7	4	0	3	0	1	13
J.24	*at Air Force	S	14	1-2	0-0	3-5	3	1	0	4	1	0	5
J.28	*Wyoming	S	17	2-4	0-0	0-0	5	1	0	2	0	0	4
J.30	*Wyoming	S	14	4-5	0-0	0-0	1	4	0	0	0	0	8
F.8	*San Jose State	S	22	5-11	0-0	2-3	9	2	0	2	1	3	12
F.10	*San Jose State	S	21	2-4	0-0	0-2	5	0	1	0	2	0	4
F.18	*at Fresno State	S	24	1-5	0-0	0-0	8	4	1	1	1	0	2
F.20	*at Fresno State	S	17	1-1	0-0	1-2	1	4	0	0	0	0	3
F.25	*Boise State	S	25	2-3	0-0	1-2	7	3	0	0	2	0	5
F.27	*Boise State	S	21	4-7	0-0	0-0	3	2	0	0	1	1	8
M.3	*at UNLV	S	20	4-6	0-0	6-6	6	3	0	1	1	0	14
M.11	+vs. Wyoming	S	26	0-2	0-0	1-2	5	4	2	0	1	0	1
M.12	+vs. Nevada	S	14	0-0	0-0	0-0	2	5	1	0	1	0	0
M.13	+vs. Utah State	S	24	4-7	0-0	2-4	8	3	1	2	2	1	10
M.19	#vs. Syracuse	S	23	2-3	0-0	1-3	5	4	0	0	1	1	5

Bold Red indicates season high. **Bold Gold** indicates career high. ~ - at Mott Athletics Center (San Luis Obispo, Calif.). * - Mountain West game. + - Mountain West Tournament game (Las Vegas, Nevada).# - NCAA Tournament (Indianapolis, Ind.).



INTRODUCTION

COACHES & STAFF

PLAYERS

2021-22 REVIEW

RECORDS

HISTORY

UNIVERSITY

AZTEC BASKETBALL MEDIA GUIDE

Nathan Mensah



MOUNTAIN WEST-RECORD 14-TIME CONFERENCE CHAMPIONS

2019-20 Mensah Game-By-Game, So.

Date	Opponent	S	MP	FG	3FG	FT	R	F	T	B	S	TP	
N.5	Texas Southern	S	17	2-5	0-0	1-4	11	3	0	3	1	0	5
N.9	at BYU	S	23	3-4	0-0	1-4	11	1	1	1	0	7	
N.13	Grand Canyon	S	21	7-8	0-0	0-0	9	3	0	0	1	0	14
N.20	at San Diego	S	23	5-9	0-0	0-0	5	3	0	1	2	0	10
N.22	LIU	S	17	0-4	0-0	0-0	7	4	1	1	1	0	0
N.25	Tennessee State	S	20	2-5	0-0	2-2	5	0	0	0	2	0	6
N.28	~ vs. Creighton	S	18	1-2	0-0	1-2	6	3	0	1	2	2	3
N.29	~ vs. Iowa	S	17	0-0	0-0	2-2	2	3	0	1	3	2	2
D.4	at Colorado State	S	26	2-2	0-0	2-2	7	3	1	0	1	0	6
D.8	San Jose State	S	26	4-8	0-0	4-5	12	2	1	1	4	2	12
D.18	San Diego Christian	S	18	3-3	0-0	1-2	5	0	0	2	2	2	7
O.20	# vs. Utah	S	24	6-8	0-0	2-2	5	3	0	2	1	1	14
D.28	Cal Poly	S	14	2-2	0-0	0-0	4	2	0	1	2	0	4
J.1	*Fresno State	DNP											
J.4	*at Utah State	DNP											
J.8	*at Wyoming	DNP											
J.11	*Boise State	DNP											
J.14	*at Fresno State	DNP											
J.18	*Nevada	DNP											
J.21	*Wyoming	DNP											
J.26	*at UNLV	DNP											
J.29	*at New Mexico	DNP											
F.1	*Utah State	DNP											
F.8	*at Air Force	DNP											
F.11	*New Mexico	DNP											
F.16	*at Boise State	DNP											
F.22	*UNLV	DNP											
F.25	*Colorado State	DNP											
F.29	*at Nevada	DNP											
M.5	+vs Air Force	DNP											
M.6	+vs Boise State	DNP											
M.7	+vs Utah State	DNP											

Bold Red indicates season high. **Bold Gold** indicates career high. * - Mountain West game. + - Mountain West Tournament game (Las Vegas, Nevada). ~ - Continental Tires Las Vegas Invitational (Las Vegas, Nev.). # - Basketball Hall of Fame Classic (Los Angeles, Calif.).

(60.0 percent) from the line... Led the team in field goal percentage, offensive (56), defensive (114) and overall rebounds (170), and blocks (39)... Versus Syracuse (3/19), in the NCAA tournament, reached 100 career blocks equaling the 9th most in program history... Among a career-best ten games in double figures, SDSU was 9-1 in those games... Scored a career-high 18 points vs. Saint Mary's (12/22) on 8-of-9 shooting from the floor... Recorded his fifth and sixth career double doubles with 17 points and a career-high 15 rebounds at Arizona State (12/10) and 18 points and 13 boards vs. Saint Mary's (12/22)... Was one of three players in Div. I to record at least 18 points, 13 rebounds and 6 blocks in a game during the season and among the three had the best shooting .889 (8-of-9 FGs) & free throw percentage 1.000 (2-of-2) in those games... Scored in double figures in the four games from Jan. 4 (vs. Colorado State) to Jan. 14 (at Utah State), the longest such streak in his college career, and his 55 points over that span (13.8 ppg) are the highest four-game output of his career... With three steals at Utah State (1/14) and vs. San Jose State (2/8) set a new career-best... Had nine games with multiple blocks including a career-high six vs. Saint Mary's (12/22)... Had a streak of 11 straight games with at least one block, from Dec. 2, 2020 to Jan. 16, 2021, which equalled the longest such streak in his career... Had a run of 12 games with at least five rebounds and 11 games of at least three offensive boards, including equaling a career-high seven of-

fensive rebounds vs. San Jose State (2/8)... Led the team in rebounds ten times and SDSU was 8-2 in those games... His 44 total rebounds over the five games from Dec. 2 - Dec. 22 are the most in a five-game stretch in his college career... With 54 rebounds will become the seventh player in the Dutcher/Fisher era (since the start of the 1999-00 season) to score 500 points, grab 500 rebounds and block 100 shots as an Aztec... Was a career-best 6-of-6 from the line in the regular season finale at UNLV (3/3), the game in which the Aztecs won the Mountain West regular-season title... Against Nevada (1/7) went 8-of-10 from the line to establish single game career-bests in each category... Set career-highs in field goals (88), free throws (51), defensive rebounds (114), steals (16) and points (227)... Played a season-high 27:57 vs. Nevada (1/9).

As a Sophomore (2019-20 Season)

Appeared in the team's first 13 games, all as a starter, before an injury halted his season... Averaged 6.9 points, 6.8 rebounds and 1.7 blocks in 20.3 minutes per game... Added 10 steals and four assists in 264 total minutes... Shot 61.7 percent from the floor (37-of-60) which led the team, regardless of the number of games played... Despite playing just over a third of the season, led the team in total blocks (22) and rebounds per game... Twice, against Grand Canyon (11/13) and versus Utah (12/21) in the Basketball Hall of Fame Classic, scored a season-high

14 points... Lone double double of the season (12 points and 12 rebounds) came against San Jose State (12/8) where he also had a career-best four blocked shots... In addition to his 12 boards vs. SJSU, had two more double digit rebounding efforts with 11 each vs. Texas Southern (11/5) & at BYU (11/9)... Led the team in rebounds in six of the 13 games in which he played... Assists came at BYU (11/9), vs. LIU (11/22), at Colorado State (12/4) and San Jose State... Shot better than 50.0 percent in 10 of the 13 games in which he appeared... Against Grand Canyon (11/13), he was 7-of-8 (87.5 percent) from the floor for 14 points and grabbed nine rebounds with one assist... Played a season-high 25 minutes at Colorado State (12/4).

As a Freshman (2018-19 Season)

MW Rankings: 5th in blocks, 10th in offensive rebounds, 16th in rebounds
Appeared in all 34 games, earning starts in the final 20... Averaged 5.6 points and 5.5 rebounds in 18.9 minutes per game... Led the team with 39 blocks, had 20 assists and nine steals in 643 minutes... His 187 total rebounds and 39 blocks rank eighth and fourth, respectively, in SDSU's Division I freshman history... After being inserted in the starting line up his scoring and rebounds increased to 6.1 and 5.9,

respectively... Shot a team-high .541 (72-of-133) from the floor; the only player to shoot over .500 with a minimum of 100 shot attempts... Ranked second in total rebounds (187) and led the team with 80 offensive boards... Led the team in rebounding eight times... Recorded two double doubles... Had four double digit rebounding games and six double figure scoring games... Made his collegiate debut against Arkansas-Pine Bluff (11-6-18) grabbing three rebounds and scoring two points... Scored his first college bucket and finished 3-of-4 from the field against Texas Southern (11-14-18) where he finished with 11 points and a then season-high five rebounds and two blocks... In 14 minutes against Jackson State (11-27-18), grabbed a team-leading 11 boards, his first career double-digit rebounding game, and added five points and a block... In the next game, at Illinois State (12-1-18), had 10 rebounds including a then season-high four on the offensive end, and scored four points, had a block and a steal in 23 minutes... Scored a career-high 16 points on 7-of-7 shooting, equaling a Mountain West and Viejas Arena single-game field goal percentage record, and was 2-of-2 from the line against New Mexico (1-15-19) where he also contributed seven rebounds and an assist... Recorded his first career double double with 10 points and 10 rebounds



Nathan Mensah



MOUNTAIN WEST-RECORD 14-TIME CONFERENCE CHAMPIONS

against Utah State (2-9-19), made all four free throw attempts, went 3-of-6 from the field, set a season-high with three blocks and added two assists... Grabbed a team-leading eight rebounds, scored 10

points, with two blocks and one steal against Boise State (2-16-19)... Best game of the season came against San Jose State (3-2-19) with 13-points and a team-leading 11-rebound double double; he



2018-19 Mensah Game-By-Game, Fr.

Date	Opponent	S	MP	FG	3FG	FT	R	F	A	T	B	S	TP
N.6	Arkansas-Pine Bluff		13	0-2	0-0	2-4	3	1	0	0	1	0	2
N.14	Texas Southern		20	3-4	0-0	5-6	5	2	2	1	2	1	11
N.19	~vs. Duke		10	0-3	0-0	0-0	2	2	1	0	0	0	0
N.20	~vs. Xavier		15	1-2	0-0	0-0	5	3	0	1	1	0	2
N.21	~vs. Iowa State		14	0-0	0-0	1-2	5	1	1	1	1	0	1
N.27	Jackson State		14	2-5	0-0	1-3	11	2	0	1	1	0	5
D.1	# at Illinois State		23	1-3	0-0	2-2	10	4	0	1	1	1	4
D.5	San Diego		16	2-2	0-0	2-5	3	3	0	0	2	0	6
D.8	at California		12	2-2	0-0	2-2	1	0	1	0	0	0	6
D.12	Cal State Dominguez Hills		18	3-5	0-0	2-3	6	1	0	2	1	1	8
D.22	Brigham Young		18	3-3	0-0	0-0	2	3	0	1	1	0	6
D.29	Brown		15	3-4	0-0	3-4	7	3	1	1	2	0	9
J.1	CSUN		24	2-3	0-0	0-0	6	1	0	0	2	0	4
J.5	*at Boise State		16	2-5	0-0	0-0	3	2	0	0	0	1	4
J.8	*Wyoming	S	25	2-4	0-0	0-0	6	5	2	2	1	0	4
J.12	*at Air Force	S	13	2-3	0-0	0-0	7	4	0	0	0	0	4
J.15	*New Mexico	S	26	7-7	0-0	2-2	5	4	0	0	1	0	16
J.22	*at Fresno State	S	12	2-3	0-0	0-0	0	2	0	0	2	0	4
J.26	*UNLV	S	24	2-4	0-0	4-4	6	3	0	0	2	0	8
J.30	*Air Force	S	27	1-2	0-0	2-2	5	2	0	1	2	0	4
F.2	*at San Jose State	S	29	0-2	0-0	0-0	7	4	1	1	0	0	0
F.5	*at New Mexico	S	23	2-5	0-0	2-2	6	4	0	1	1	0	6
F.9	*Utah State	S	32	3-6	0-0	4-4	10	3	2	1	3	0	10
F.12	*at Colorado State	S	21	2-3	0-0	0-1	5	2	1	0	2	0	4
F.16	*Boise State	S	22	4-6	0-0	2-4	8	5	0	0	2	1	10
F.20	*Nevada	S	10	2-3	0-0	0-0	6	5	2	1	1	0	4
F.23	*at UNLV	S	13	0-0	0-0	1-2	4	4	0	1	0	0	1
F.26	*at Utah State	S	20	2-6	0-0	2-2	8	2	0	0	2	1	6
M.2	*San Jose State	S	24	6-7	0-0	1-2	11	2	4	0	3	1	13
M.6	*Fresno State	S	21	4-7	0-0	4-4	7	5	0	1	1	1	12
M.9	*at Nevada	S	9	0-0	0-0	0-0	0	4	0	2	0	0	0
M.14	+at UNLV	S	23	3-7	0-0	2-5	7	3	0	1	1	0	8
M.15	+vs. Nevada	S	25	2-9	0-0	0-0	3	2	0	0	0	1	4
M.16	#vs. Utah State	S	16	2-6	0-0	0-0	7	1	2	1	0	0	4

Bold Red indicates season high. **Bold Gold** indicates career high. * - Mountain West game. + - Mountain West Tournament game (Las Vegas, Nevada). ~ - Maui Jim Maui Invitational (Lahaina, Hawai'i). # - Mountain West-Missouri Valley Challenge.

made 6-of-7 from the floor, had season-highs with four assists and three blocks and added a steal... Went 4-of-7 from the floor and 4-of-4 from the line in scoring 12 points versus Fresno State (3-6-19), where he also had a team-leading seven rebounds, one block and one steal.

in 2017-18 for a 32-5 Findlay Prep team, according to MaxPreps... Helped the Pilots to a No. 26 national ranking... Prior to his time at Findlay, Mensah played at Prolific Prep in Napa, Calif., where he led the 2016-17 squad to a 29-2 record, a No. 13 national ranking and a No. 4 rating in the state of California, according to MaxPreps.

High School

Attended Findlay Prep in Henderson, Nev.... Considered the 14th-best center nationally and a four-star signee by ESPN... Recruiting services Rivals and 247Sports listed him as a three-star player... Averaged 8.3 points, 7.0 rebounds and 1.5 blocked shots

Mensah's Career Statistics

Year	G-GS	Min.-Avg.	FG-FGA	Pct.	3P-3PA	Pct.	FT-FTA	Pct.	OR	DR	Reb	Avg.	PF-D	AT	TO	BS	ST	Pts	Avg.
2018-19	34-20	643-18.9	72-133	.541	0-0	.000	46-65	.708	80	107	187	5.5	94-4	20	22	39	9	190	5.6
2019-20	13-13	263-20.2	37-60	.617	0-0	.000	16-25	.640	27	62	89	6.8	30-0	4	14	22	10	90	6.9
2020-21	28-27	598-21.4	88-152	.579	0-3	.000	51-85	.600	56	114	170	6.1	75-2	16	32	39	16	227	8.1
2021-22	32-32	787-24.6	92-191	.482	1-4	.250	40-75	.533	76	145	221	6.9	89-4	20	40	71	27	225	7.0
Total	107-92	2,291-21.4	289-536	.539	1-7	.143	153-250	.612	239	428	667	6.2	288-10	60	108	171	62	732	6.8

MW Career Statistics

Year	G-GS	Min.-Avg.	FG-FGA	Pct.	3P-3PA	Pct.	FT-FTA	Pct.	OR	DR	Reb	Avg.	PF-D	AT	TO	BS	ST	Pts	Avg.
2018-19	18-17	367-20.4	43-73	.589	0-0	.000	24-29	.828	45	59	104	5.8	62-4	12	11	23	5	110	6.1
2019-20	2-2	51-25.5	6-10	.600	0-0	.000	6-7	.857	9	10	19	9.5	5-0	2	1	5	2	18	9.0
2020-21	17-16	357-21.0	54-95	.568	0-0	.000	32-56	.571	34	60	94	5.5	41-0	7	25	19	10	140	8.2
2021-22	17-17	411-24.1	47-103	.456	0-1	.000	21-35	.600	36	70	106	6.2	50-1	10	16	33	16	115	6.8
Total	54-52	1,186-21.9	150-281	.534	0-1	.000	83-127	.654	124	199	323	6.0	158-5	31	53	80	33	383	7.1



MOUNTAIN WEST-RECORD 14-TIME CONFERENCE CHAMPIONS

Adam Seiko

#2



Guard
6-3 • 210
Senior
4 Letters
Boston, Mass.
Sierra Canyon High (Calif.)

Career Highs

Points	14 at Air Force (12-22-21)
Rebounds	7 at UNLV (1-1-22)
Assists	5 vs. San Jose State (2-8-21)
	5 at Air Force (1-22-21)
Field Goals	5 at Air Force (1-22-18)
Field Goals Att.	10 vs. UC San Diego (12-22-21)
3-Pt. Field Goals	4 vs. Saint Mary's (12-17-21)
	4 at Air Force (1-22-21)
	4 vs. Colorado State (1-2-21)
3-Pt. Field Goals Att.	6 vs. Colorado State (3-11-22)
	6 vs. UC San Diego (12-22-21)
	6 at UNLV (3-3-21)
	6 at Air Force (1-22-21)
	6 vs. Colorado State (1-2-21)
Free Throws	6 vs. Pepperdine (12-6-20)
Free Throws Att.	8 vs. Colorado State (3-11-22)
	8 vs. Pepperdine (12-6-20)
Steals	3 vs. Jackson State (11-27-18)
Blocked Shots	1 at New Mexico (2-5-19)
Minutes	38:06 at UNLV (1-1-22)

Career Numbers	18-19	19-20	20-21	21-22	Total
Games Played	32	29	27	29	117
Games Started	0	0	7	7	14
Double-Figure Scoring	1	0	2	6	9
Lead SDSU in Scoring	0	0	0	1	1
Lead SDSU in Rebounding	0	0	0	1	1
Lead SDSU in Assists	0	1	2	1	4

Inside The Numbers

- 76.7 percent (99-of-129) of his made baskets have come from beyond the three point line.
- Has committed one or fewer turnovers in 100-of-117 career games (85.5 percent).
- In games in which he has hit multiple 3-pointers, the Aztecs are 21-4 for his career.
- In 5 games, averaged 13.0 points (.488 FG%, .469 3FG% & 1.000 FT%), 3.4 rebounds, 2.5 assists & 1.2 steals while competing for the Ugandan National Team in AfroBasket 2021.

INTRODUCTION

COACHES & STAFF

PLAYERS

2021-22 REVIEW

RECORDS

HISTORY

UNIVERSITY

AZTEC BASKETBALL MEDIA GUIDE

Adam Seiko



MOUNTAIN WEST-RECORD 14-TIME CONFERENCE CHAMPIONS

As the team's best on-ball defender... Spot-up shooter who can score in bunches... A program guy in his sixth season as an Aztec.

As a Senior (2021-22 Season)

Appeared in 25 games all off the bench... Averaged 3.5 points and 3.3 rebounds in 14.9 minutes per game... Added 25 steals, 13 assists and seven blocks in 373.17 of action... Shot 37-of-81 (45.7 percent) from the field, 3-of-9 (33.3 percent) from beyond the arc, and 11-of-25 (44.0 percent) from the line... His 25 appearances are his most since his freshman campaign... Field goal percentage, .457, was the fifth highest on the squad... Matched career-high with 37 field goals and three 3-pointers, and set highs with 39 offensive boards, 33.3 percent 3-point field goal percentage, and 25 steals... Season-high 10 points came against No. 20 Colorado State (1/8)... Shot over 50 percent from the floor in 11 of the 21 games in which he attempted a field goal... On four occasions: vs. No. 24 Southern California (11/26), at UNLV (1/1), vs. No. 20 Colorado State and against No. 23 Colorado State (3/11) in the Mountain West tournament, made four field goals, a season-best and one off his career-high... Hoisted a season-high eight shots at UNLV and vs. No. 20 Colorado State... Three-pointers came vs. No. 24 Southern California, Long Beach State (11/30) and vs. No. 23 Colorado State in the Mountain West tournament... Took a 3-pointer in eight games, with a single-game high two attempts coming against Long Beach State... Knocked down a season high two free throws vs. No. 20 Colorado State, vs. UNLV (1/24) and vs. Utah State (2/15)... Attempt-

ed a season-best four free throws vs. No. 20 Colorado State and vs. Boise State (1/22)... Produced multiple steals in eight contests, including matching a career-high with four at UNLV (1/1)... Dished out two or more assists on four occasions, including a three-assist effort vs. Colorado State which was his season-best and matched a career high... Matched a single-game high with two blocked shots vs. No. 20 Colorado State and at Wyoming (2/28)... Established a career-high with eight rebounds at UNLV and then matched it vs. No. 20 Colorado State and at Colorado State (2/4)... In 16 games, recorded more than or equaled the number of offensive rebounds to defensive boards... Equaled a career-best with five offensive rebounds vs. No. 20 Colorado State... Set a career-best with six defensive boards at UNLV... Committed one of fewer turnovers in 19-of-25 appearances and had a career-high 1.19 steal to turnover ratio... Played a career-high 30:34 vs. Creighton in the NCAA tournament.

As a Junior (2020-21 Season)

Appeared in 27 games, including the first start of his college career, vs. Colorado State (1/2)... Started seven games - vs. Colorado State (1/2) to at Utah State (1/16), and vs. San Jose State (2/8)... Averaged 4.2 points and 2.0 rebounds in 19.9 minutes per game... Added 37 assists and 15 steals in 536:47 of action... Shot 34-of-98 (34.7 percent) from the floor, including 27-of-82 (32.9 percent) from 3-point range, and 18-of-23 (78.3 percent) from the line... Twice scored in double figures, including a career-high 14 points at Air Force (1/22)... Eight times he had multiple assists in a game, including setting and then equaling his career-high with five at Air Force (1/22) and vs. San Jose State (2/8)... Recorded a season-best two assists in four games... Equaled his career-high with

2021-22 Seiko Game-By-Game, Sr.

Date	Opponent	S	MP	FG	3FG	FT	R	F	TP	A	TO	S	B
N.9	UC Riverside	S	29	0-2	0-2	0-0	4	1	0	1	1	0	0
N.12	at Brigham Young	S	30	2-7	1-5	0-0	3	1	5	1	0	1	0
N.18	Arizona State		22	2-4	2-4	0-0	1	1	6	0	0	1	0
N.20	UT Arlington		16	0-4	0-3	2-2	1	0	2	0	0	0	0
N.25	~vs. Georgetown		10	2-2	1-1	0-0	2	1	5	0	0	1	0
N.25	~vs. Southern California	INJ											
N.30	Long Beach State	INJ											
D.4	at Michigan	S	32	1-5	1-5	0-0	2	0	3	1	1	1	0
D.8	Cal State Fullerton	S	35	4-6	3-4	0-0	3	0	11	1	0	2	0
D.17	@vs. Saint Mary's	S	32	4-4	4-4	0-1	2	2	12	1	1	0	0
D.22	UC San Diego	S	30	4-10	3-6	0-0	1	1	11	2	0	1	0
J.1	*at UNLV	S	38	1-2	0-1	2-2	7	2	4	3	2	0	0
J.8	*Colorado State	INJ											
J.22	*Boise State		27	1-4	1-4	0-0	2	2	3	1	1	0	0
J.24	*UNLV		21	2-4	0-2	0-0	2	1	4	1	2	0	0
J.26	*at Utah State		26	2-5	2-5	0-0	1	1	6	0	0	1	0
J.31	*New Mexico		16	2-5	2-4	1-1	0	0	7	1	1	0	0
F.4	*at Colorado State		14	0-1	0-0	1-2	2	0	1	1	2	1	0
F.6	*Nevada		21	0-5	0-3	2-4	1	0	2	2	0	1	0
F.9	*at San Jose State		15	1-3	1-3	0-0	1	2	3	0	0	0	0
F.12	*Air Force		17	1-1	1-1	0-0	0	1	3	0	1	1	0
F.15	*Utah State		22	4-5	3-4	0-0	2	1	11	2	1	0	0
F.19	*at Fresno State		14	1-3	1-3	0-0	0	0	3	0	0	0	0
F.22	*at Boise State		19	1-2	0-1	0-0	1	2	2	0	3	0	0
F.25	*San Jose State		19	1-4	1-3	0-0	2	1	3	1	2	1	0
F.28	*at Wyoming		27	3-6	3-4	0-0	2	1	9	1	0	0	0
M.3	*Fresno State		33	2-4	2-4	0-0	4	2	6	0	1	0	0
M.5	*at Nevada		26	2-4	1-3	0-0	1	2	5	2	2	0	0
M.10	+vs. Fresno State		23	3-5	3-3	2-2	0	0	11	1	0	0	0
M.11	+vs. Colorado State		27	2-7	1-6	5-8	6	0	10	3	1	0	0
M.12	+vs. Boise State		12	0-2	0-0	0-0	2	4	0	1	0	0	0
M.17	#vs. Creighton		29	2-5	1-4	0-0	2	0	5	0	2	1	0

Bold Red indicates season high. **Bold Gold** indicates career high. * - Mountain West game. + - Mountain West Tournament game (Las Vegas, Nevada). ~ - at Anaheim Arena (Anaheim, Calif.). @ - at Footprint Center (Phoenix, Ariz.). # - NCAA Tournament (Fort Worth, Texas).



Adam Seiko



MOUNTAIN WEST-RECORD 14-TIME CONFERENCE CHAMPIONS

2020-21 Seiko Game-By-Game, Jr.

Date	Opponent	S	MP	FG	3FG	FT	R	F	A	T	B	S	TP
N.25	UCLA		17	0-1	0-1	0-0	3	1	1	0	0	0	0
N.27	UC Irvine		12	1-4	1-2	0-0	2	3	2	1	0	1	3
D.2	St. Katherine		16	0-4	0-3	0-0	4	0	1	1	0	2	0
D.6	Pepperdine		20	0-1	0-1	6-8	4	3	2	1	0	1	6
D.10	at Arizona State		21	1-2	0-1	0-0	3	0	1	0	0	0	2
D.18	Brigham Young		16	2-3	2-3	0-0	1	1	0	0	0	2	6
D.22	~ vs. Saint Mary's		16	1-3	1-3	2-2	5	2	0	1	0	0	5
J.2	*Colorado State	S	25	4-6	4-6	0-0	2	3	4	2	0	0	12
J.4	*Colorado State	S	20	0-6	0-5	0-0	0	2	2	1	0	1	0
J.7	*Nevada	S	22	1-2	1-2	0-0	2	0	1	2	0	0	3
J.9	*Nevada	S	32	2-5	2-5	0-0	1	3	0	1	0	0	6
J.14	*at Utah State	S	27	1-4	1-4	0-0	2	1	2	0	0	1	3
J.16	*at Utah State	S	22	1-3	0-1	0-0	2	0	1	2	0	0	2
J.22	*at Air Force		18	5-7	4-6	0-2	0	0	5	0	0	0	14
J.24	*at Air Force		19	3-4	3-3	0-1	4	2	2	0	0	1	9
J.28	*Wyoming		21	4-8	1-3	0-0	3	2	1	2	0	1	9
J.30	*Wyoming		24	3-7	2-5	0-0	2	3	1	0	0	0	8
F.8	*San Jose State	S	24	1-5	1-5	2-2	2	1	5	1	0	0	5
F.10	*San Jose State		INJ										
F.18	*at Fresno State		14	0-1	0-1	0-0	1	0	0	2	0	0	0
F.20	*at Fresno State		15	1-1	1-1	0-0	1	1	0	1	0	0	3
F.25	*Boise State		21	0-3	0-3	2-2	5	1	1	0	0	0	2
F.27	*Boise State		25	0-4	0-4	0-0	0	1	1	0	0	2	0
M.3	*at UNLV		24	2-6	2-6	2-2	3	1	1	0	0	1	8
M.11	+vs. Wyoming		18	0-0	0-0	0-0	0	2	1	0	0	0	0
M.12	+vs. Nevada		13	1-2	1-2	2-2	1	3	1	1	0	0	5
M.13	+vs. Utah State		18	0-3	0-3	2-2	0	1	0	0	0	1	1
M.19	#vs. Syracuse		16	0-3	0-3	0-0	1	1	1	0	0	0	0

Bold Red indicates season high. **Bold Gold** indicates career high. ~ - at Mott Arena (San Luis Obispo, Calif.). * - Mountain West game. + - Mountain West Tournament game (Las Vegas, Nevada). # - NCAA Tournament (Indianapolis, Ind.).

five rebounds vs. Saint Mary's (12/22) and Boise State (2/25) among eight games of at least three boards... In games against Colorado State (1/2) and at Air Force (1/22), knocked down a career-best four 3-pointers among seven games with multiple threes... 27-of-37 buckets (79.4 percent) were from the bonus distance... His five field goals at Air Force (1/22), are a career-high... For the year, averaged 1.4 turnovers per 40 minutes played and had a 1.95:1 assist-to-turnover ratio... Career marks set during the season include, 113 points, 15 steals, 37 assists, 54 rebounds (including six offensive and 48 defensive boards), 34 field goals, and 27 three pointers... Had more than one turnover in a game five times and never more than two in a game... Played a career-high 32:26 vs. Nevada (1/9).

As a Sophomore (2019-20 Season)

Appeared in 29 games all off the bench... Averaged 2.9 points and 1.0 rebounds in 12.3 minutes per game... Added 16 assists and had 10 steals in 356 minutes... Scored a season-high nine points on 3-of-3 shooting from three-point range against Tennessee State (11/25)... In the season-opener, vs. Texas Southern (11/5), had a season-best two steals... With three assists vs. Air Force in the quarterfinal of the Mountain West Championship (3/5), established a season and career high... Hit a three-pointer in 13 of the 29 games in which he appeared & in six of those games he had multiple threes... Opened the season and played 53 minutes

before committing a turnover... Prior to the New Mexico matchup (2/11), a total of 22 games, committed just 4 turnovers in 271 minutes and went 118 minutes of court action over 9 games, at Colorado State (12/4) to versus Boise State (1/11), without a turnover... 20-of-28 buckets (71.4 percent) were from the bonus distance... Attempted a career and season-high five three-point field goals at New Mexico (1/29)... Matched season and career-highs with three buckets & six shot attempts at New Mexico... For the year, averaged 1.1 turnovers per 40 minutes played and had a 1.6:1 assist-to-turnover ratio... From the floor hit 28-of-65 shots (43.1 percent), a career-best, including 20-of-54 (37.0 percent) from the bonus distance... Went to the free-throw line nine times, making seven (77.8 percent)... Nine steals equals a season-high... Played a season-high 22 minutes at Nevada (2/29).

As a Redshirt Freshman (2018-19 Season)

Played in 32 games, all off the bench, averaging 2.2 points and 1.0 rebounds in 12.2 minutes... Dished out 20 assists, had nine steals and one block while committing 19 turnovers in 389 minutes... Made his collegiate debut, scoring two points in 11 minutes, against Arkansas-Pine Bluff (11/6)... Reached double digit scoring with 13 points against CSU Dominguez Hills (12/12)... Twice logged a season-high 23 minutes, versus CSU Dominguez Hills and at Boise State (1/15)... Five times, versus Xavier (11/20), CSU Dominguez Hills, New Mexico (1/15), Air Force

2019-20 Seiko Game-By-Game, So.

Date	Opponent	S	MP	FG	3FG	FT	R	F	A	T	B	S	TP
N.5	Texas Southern		10	1-2	0-1	0-0	0	1	1	0	0	2	2
N.9	at BYU		DNP										
N.13	Grand Canyon		14	2-3	2-3	0-0	0	1	0	0	0	0	6
N.20	at San Diego		DNP										
N.22	LIU		2	0-1	0-1	0-0	0	0	0	0	0	1	0
N.25	Tennessee State		11	3-3	3-3	0-0	1	0	0	0	0	0	9
N.28	~ vs. Creighton		13	1-2	1-1	0-0	2	1	0	0	0	0	3
N.29	~ vs. Iowa		9	0-2	0-2	2-2	1	2	1	1	0	0	2
D.4	at Colorado State		16	2-4	2-4	2-2	3	0	1	1	0	0	8
D.8	San Jose State		12	0-1	0-1	0-0	1	0	0	0	0	0	0
D.18	San Diego Christian		21	3-6	2-4	0-0	2	4	1	0	0	1	8
O.20	# vs. Utah		11	3-3	2-2	0-0	0	2	0	0	0	0	8
D.28	Cal Poly		15	1-4	0-3	0-0	0	1	2	0	0	1	2
J.1	*Fresno State		12	0-0	0-0	0-0	1	1	2	0	0	0	0
J.4	*at Utah State		12	0-1	0-1	0-0	2	2	0	0	0	0	0
J.8	*at Wyoming		19	2-4	1-3	0-0	0	1	2	0	0	0	5
J.11	*Boise State		14	1-1	0-0	0-0	1	3	0	1	0	1	2
J.14	*at Fresno State		6	0-1	0-1	0-0	0	0	0	0	0	0	0
J.18	*Nevada		14	0-2	0-2	0-0	1	0	0	0	0	0	0
J.21	*Wyoming		13	1-2	1-2	1-2	1	2	0	0	0	0	4
J.26	*at UNLV		10	0-2	0-1	0-0	3	1	0	0	0	0	0
J.29	*at New Mexico		20	3-6	2-5	0-0	4	0	2	1	0	1	8
F.1	*Utah State		12	1-3	1-3	0-0	1	0	0	0	0	0	3
F.8	*at Air Force		6	1-1	1-1	0-1	1	0	0	0	0	0	3
F.11	*New Mexico		16	0-2	0-2	0-0	1	0	1	4	0	0	0
F.16	*at Boise State		8	1-2	0-1	0-0	0	0	0	1	0	0	2
F.22	*UNLV		3	0-0	0-0	0-0	0	2	0	0	0	0	0
F.25	*Colorado State		DNP										
F.29	*at Nevada		23	0-2	0-2	2-2	2	2	0	1	0	1	2
M.5	+vs Air Force		14	1-2	1-2	0-0	1	0	3	0	0	1	3
M.6	+vs Boise State		11	0-1	0-1	0-0	0	0	0	0	0	0	0
M.7	+vs Utah State		12	1-2	1-2	0-0	0	1	0	0	0	1	3

Bold Red indicates season high. **Bold Gold** indicates career high. * - Mountain West game. + - Mountain West Tournament game (Las Vegas, Nevada). ~ - Continental Tires Las Vegas Invitational (Las Vegas, Nev.). # - Basketball Hall of Fame Classic (Los Angeles, Calif.).



INTRODUCTION

COACHES & STAFF

PLAYERS

2021-22 REVIEW

RECORDS

HISTORY

UNIVERSITY

AZTEC BASKETBALL MEDIA GUIDE

Adam Seiko



MOUNTAIN WEST-RECORD 14-TIME CONFERENCE CHAMPIONS

(1/30), and at Colorado State (2/12), dished out a season best two assists... Lone block came at New Mexico (2/5)... Had a career-bests three steals against Jackson State (11/27).

As a Freshman (2017-18 Season)

Utilized his redshirt season.

High School

Rated a three-star player by Rivals at the time of his signing... Averaged 10.4 points (.430 3FG), 3.2 rebounds, 2.0 assists and 1.6 steals as a senior, according to MaxPreps... Helped Sierra Canyon High

School to a 27-3 record (7-0 Gold Coast League), a No. 5 state ranking and a No. 15 national ranking in 2016-17, according to MaxPreps... Guided Sierra Canyon to the semifinals of the 2017 CIF/Southern Section Open Division playoffs and to the first round of the CIF State Open Division playoffs... Earned Los Angeles Daily News all-area first-team honors as a senior... Averaged 9.0 points, 3.2 rebounds and 2.0 assists as junior, while knocking down 50.8 percent of his field-goal attempts (.424 3FG) over his prep career, according to MaxPreps... Helped Sierra Canyon to the CIF Southern Section Open Division finals and the Open Division state regionals in his junior

campaign... Was a first-team all-league selection from his sophomore to senior year... His Sierra Canyon High School team went 104-15 during his four years at the school.



2018-19 Seiko Game-By-Game, Fr.

Date	Opponent	S	MP	FG	3FG	FT	R	F	A	T	B	S	TP
N.6	Arkansas-Pine Bluff		11	1-2	0-1	0-0	0	0	0	0	0	0	2
N.14	Texas Southern		10	0-2	0-0	0-0	1	2	1	1	0	0	0
N.19	~vs. Duke		11	2-2	2-2	2-4	0	1	0	0	0	0	8
N.20	~vs. Xavier		10	0-1	0-1	0-0	1	0	2	0	0	0	0
N.21	~vs. Iowa State		16	1-2	1-2	2-2	0	1	0	1	0	0	5
N.27	Jackson State		15	0-0	0-0	3-4	3	1	1	1	0	3	3
D.1	#at Illinois State		4	0-0	0-0	0-0	0	2	0	0	0	0	0
D.5	San Diego		11	0-2	0-1	0-0	0	1	0	0	0	1	0
D.8	at California		7	0-0	0-0	2-2	1	2	0	0	0	0	2
D.12	CS Dominguez Hills		23	3-4	3-4	4-4	5	1	2	1	0	0	13
D.22	Brigham Young		8	0-1	0-1	2-2	1	0	0	0	0	0	2
D.29	Brown		DNP										
J.1	CSUN		18	2-3	1-2	0-0	1	0	1	0	0	1	5
J.5	*at Boise State		23	0-1	0-1	0-0	0	0	1	1	0	0	0
J.8	*Wyoming		17	1-2	1-2	2-2	0	3	0	0	0	0	5
J.12	*at Air Force		20	1-1	1-1	0-2	2	0	0	0	0	0	3
J.15	*New Mexico		8	0-2	0-2	0-0	1	1	2	1	0	0	0
J.22	*at Fresno State		18	1-2	1-2	0-0	3	1	1	1	0	0	3
J.26	*UNLV		13	1-1	1-1	3-4	2	1	1	1	0	0	6
J.30	*Air Force		15	1-2	1-2	0-0	4	0	2	2	0	2	3
F.2	*at San Jose State		21	0-4	0-3	0-0	0	2	1	0	0	0	0
F.5	*at New Mexico		15	0-0	0-0	0-0	1	0	1	0	1	0	0
F.9	*Utah State		13	1-2	1-2	0-0	1	2	1	0	0	0	3
F.12	*at Colorado State		17	1-2	1-2	0-0	1	0	2	2	0	0	3
F.16	*Boise State		13	0-0	0-0	0-0	0	0	0	1	0	0	0
F.20	*Nevada		4	0-1	0-1	0-0	1	1	0	1	0	1	0
F.23	*at UNLV		5	0-0	0-0	0-0	0	1	0	2	0	0	0
F.26	*at Utah State		13	0-0	0-0	1-2	0	0	0	0	0	0	1
M.2	*San Jose State		DNP										
M.6	*Fresno State		5	0-0	0-0	0-0	1	0	0	0	0	0	0
M.9	*at Nevada		10	0-0	0-0	0-0	0	0	0	1	0	0	0
M.14	+at UNLV		3	0-0	0-0	0-0	1	1	0	0	0	0	0
M.15	+vs. Nevada		9	1-1	0-0	0-0	0	2	1	2	0	0	2
M.16	#vs. Utah State		3	0-0	0-0	0-0	0	1	0	0	0	1	0

Bold Red indicates season high. **Bold Gold** indicates career high. * - Mountain West game. + - Mountain West Tournament game (Las Vegas, Nevada). ~ - Maui Jim Maui Invitational (Lahaina, Hawaii). # - Mountain West-Missouri Valley Challenge.

Seiko's Career Statistics

Year	G-GS	Min.-Avg.	FG-FGA	Pct.	3P-3PA	Pct.	FT-FTA	Pct.	OR	DR	Reb	Avg.	PF-D	AT	TO	BS	ST	Pts	Avg.
2018-19	32-0	389-12.2	17-40	.425	14-33	.424	21-28	.750	3	28	31	1.0	27-0	20	19	1	9	69	2.2
2019-20	29-0	358-12.3	28-65	.431	20-54	.370	7-9	.778	4	26	30	1.0	27-1	16	10	0	10	83	2.9
2020-21	27-7	535-19.8	34-98	.347	27-82	.329	18-23	.783	6	48	54	2.0	39-0	37	19	0	15	113	4.2
2021-22	29-7	681-23.5	50-121	.413	38-94	.404	15-22	.682	7	50	57	2.0	29-0	27	24	0	15	153	5.3
Total	117-14	1,963-16.8	129-324	.398	99-263	.376	61-82	.744	20	152	172	1.5	122-0	100	72	1	49	418	3.6

MW Career Statistics

Year	G-GS	Min.-Avg.	FG-FGA	Pct.	3P-3PA	Pct.	FT-FTA	Pct.	OR	DR	Reb	Avg.	PF-D	AT	TO	BS	ST	Pts	Avg.
2018-19	17-0	230-13.5	7-20	.350	7-19	.368	6-10	.600	1	16	17	1.0	12-0	12	13	1	3	27	1.6
2019-20	17-0	215-12.7	12-34	.353	8-29	.276	5-7	.714	3	19	22	1.3	14-0	8	9	0	3	37	2.2
2020-21	16-7	351-21.9	28-72	.389	22-60	.367	6-9	.667	2	28	30	1.9	21-0	27	14	0	7	84	5.3
2021-22	16-0	355-22.2	24-58	.414	18-45	.400	6-9	.667	2	26	28	1.8	18-0	15	18	0	7	72	4.5
Total	66-7	1,151-17.4	71-184	.386	55-153	.359	23-35	.657	8	89	97	1.5	65-0	62	65	1	20	220	3.3

Cade Alger

#14



Forward
6-9 • 195
Junior
Squad
Oakdale, Calif.
Ripon Christian High
Seattle U

Career Highs

Points	6 vs. Wyoming (1-30-21)
Rebounds	2 at Air Force (1-24-21)
Assists	-
Field Goals	2 vs. Wyoming (1-30-21) 2 at Air Force (1-24-21)
Field Goals Att.	3 vs. Long Beach State (11-30-21) 3 at Air Force (1-24-21)
3-Pt. Field Goals	-
3-Pt. Field Goals Att.	2 vs. Long Beach State (11-30-21)
Free Throws	2 vs. Wyoming (1-30-21)
Free Throws Att.	2 vs. Wyoming (1-30-21) 2 at Air Force (1-24-21)
Steals	1 vs. Long Beach State (11-30-21) 1 vs. Georgetown (11-25-21)
Blocked Shots	1 vs. UNLV (1-24-22)
Minutes	3:44 vs. St. Katherine (12-2-20)

Career Numbers	20-21	21-22	Total
Games Played	8	7	8
Games Started	0	0	0
Double-Figure Scoring	0	0	0
Led SDSU in Scoring	0	0	0
Led SDSU in Rebounding	0	0	0
Led SDSU in Assists	0	0	0

Inside The Numbers

- A non-scholarship player who has shot 50 percent for his career.
- Has never fouled out or committed multiple turnovers in a game.
- Has averaged 21.9 points and 5.2 rebounds per 40 minutes played in his career.



Cade Alger



MOUNTAIN WEST-RECORD 14-TIME CONFERENCE CHAMPIONS

A big who can score, rebound, and pass... Has the ability to run the floor and score from multiple levels.

As a Sophomore (2021-22 Season)

Aztec Scholar-Athlete... Appeared in seven games all off the bench... Averaged 0.6 points and 0.3 rebounds in 2.1 minutes per game... Added two steals and a block in 14:06 minutes of action... Was 2-of-8 from the field (25.0 percent), including 0-of-3 from distance... Attempted a career-high three shots, including his first two 3-pointers, against Long Beach State (11/30)... Buckets came against UNLV (1/24) and San Jose State (2/25)... Grabbed defensive boards against Colorado State (1/8) and San Jose State... First career block was against UNLV and steals came versus Georgetown (11/25) and Long Beach State.

As a Redshirt Freshman (2020-21 Season)

Academic All-Mountain West... Appeared in eight games, all off the bench... Averaged 1.6 points and 0.3 rebounds in 2.2 minutes per game and a total of 17:17 of action... Went 5-of-6 (83.3 percent) from the floor and 3-of-5 (60.0 percent) from the charity stripe... Made his college debut vs. UC Irvine (11/27) playing 1:18 and saw a season-high 3:44 vs. St. Katherine (12/2)... Scored a season-best six points, going 2-of-2 from the floor and 2-of-2 from the line, vs. Wyoming (1/30)... His two rebounds, both on the offensive glass, came at Air Force (1/24) where he also went 2-of-3 from the floor... Scored three points at Air Force (1/22) going 1-of-1 from the floor and 1-of-1 from the line.

As a Freshman at Seattle (2019-20 Season)

Utilized his redshirt season.

High School

A graduate of Ripon (Calif.) Christian High School... As a senior who averaged 18.0 points, 12.3 re-



2021-22 Alger Game-By-Game, So.

Date	Opponent	S	MP	FG	3FG	FT	R	F	TP	A	TO	S	B
N.9	UC Riverside		DNP										
N.12	at Brigham Young		DNP										
N.18	Arizona State		DNP										
N.20	UT Arlington		DNP										
N.25	~vs. Georgetown	1	0-0	0-0	0-0	0	0	0	0	0	1	0	
N.25	~vs. Southern California		DNP										
N.30	Long Beach State	3	0-3	0-2	0-0	0-0-0	1	0	0	0	1	0	
D.4	at Michigan		DNP										
D.8	Cal State Fullerton		DNP										
D.17	@vs. Saint Mary's		DNP										
D.22	UC San Diego	1	0-0	0-0	0-0	0	0	0	0	0	1	0	
J.1	*at UNLV		DNP										
J.8	*Colorado State	2	0-0	0-0	0-0	1	0	0	0	0	0	0	
J.22	*Boise State		DNP										
J.24	*UNLV	2	1-2	0-1	0-0	0	0	2	0	0	0	1	
J.26	*at Utah State		DNP										
J.31	*New Mexico	3	0-1	0-0	0-0	0	0	0	0	0	0	0	
F.4	*at Colorado State		DNP										
F.6	*Nevada		DNP										
F.9	*at San Jose State		DNP										
F.12	*Air Force		DNP										
F.15	*Utah State		DNP										
F.19	*at Fresno State		DNP										
F.22	*at Boise State		DNP										
F.25	*San Jose State	2	1-2	0-0	0-0	1	0	2	0	0	0	0	
F.28	*at Wyoming		DNP										
M.3	*Fresno State		DNP										
M.5	*at Nevada		DNP										
M.10	+vs. Fresno State		DNP										
M.11	+vs. Colorado State		DNP										
M.12	+vs. Boise State		DNP										
M.17	#vs. Creighton		DNP										

Bold Red indicates season high. **Bold Gold** indicates career high. * - Mountain West game. + - Mountain West Tournament game (Las Vegas, Nevada). ~ - at Anaheim Arena (Anaheim, Calif.). @ - at Footprint Center (Phoenix, Ariz.). # - NCAA Tournament (Fort Worth, Texas).

Cade Alger



MOUNTAIN WEST-RECORD 14-TIME CONFERENCE CHAMPIONS

2020-21 Alger Game-By-Game, Fr.

Date	Opponent	S	MP	FG	3FG	FT	R	F	A	T	B	S	TP
N.25	UCLA		DNP										
N.27	UC Irvine		1	0-0	0-0	0-0	0	0	0	0	0	0	0
D.2	St. Katherine		4	0-0	0-0	0-0	0	0	0	1	0	0	0
D.6	Pepperdine		DNP										
D.10	at Arizona State		DNT										
D.18	Brigham Young		DNP										
D.22	~ vs. Saint Mary's		DNP										
J.2	*Colorado State		DNP										
J.4	*Colorado State		INJ										
J.7	*Nevada		INJ										
J.9	*Nevada		DNP										
J.14	at Utah State		DNP										
J.16	at Utah State		DNP										
J.22	at Air Force		3	1-1	0-0	1-1	0	0	0	0	0	0	3
J.24	at Air Force		2	2-3	0-0	0-2	2	0	0	0	0	0	4
J.28	*Wyoming		3	0-0	0-0	0-0	0	0	0	0	0	0	0
J.30	*Wyoming		1	2-2	0-0	2-2	0	1	0	0	0	0	6
F.8	*San Jose State		2	0-0	0-0	0-0	0	0	0	0	0	0	0
F.10	*San Jose State		DNP										
F.18	at Fresno State		DNP										
F.20	at Fresno State		DNP										
F.25	*Boise State		DNP										
F.27	*Boise State		DNP										
M.3	at UNLV		DNP										
M.11	+vs. Wyoming		DNP										
M.12	+vs. Nevada		DNP										
M.13	+vs. Utah State		DNP										
M.19	#vs. Syracuse		1	0-0	0-0	0-0	0	0	0	0	0	0	0

Bold Red indicates season high. **Bold Gold** indicates career high. ~ - at Mott Arena (San Luis Obispo, Calif.). * - Mountain West game. + - Mountain West Tournament game (Las Vegas, Nevada). # - NCAA Tournament (Indianapolis, Ind.).

bounds and three assists, he led the team to the CIF State Tournament... Finished his career with more than 1,000 points... Named a first-team Front Row Preps All-Region and CalHiSports.com All-State performer and D5 Scholar Athlete of the Year in 2018-19... A two-time first team All-Trans Valley League (TVL) selection... As a junior, led the team to the CIF Sac-Joaquin Division 6 Section championship, was named Modesto Bee All-District Team and earned the CIF Sac-Joaquin Sportsmanship Award... Earned the team's MVP award in 2015-16 and 2018-19... Also competed in football and volleyball.

Honors & Awards

2020-21
Academic All-Mountain West



Alger's Career Statistics

Year	G-GS	Min.-Avg.	FG-FGA	Pct.	3P-3PA	Pct.	FT-FTA	Pct.	OR	DR	Reb	Avg.	PF-D	AT	TO	BS	ST	Pts	Avg.
2020-21	8-0	17-2.1	5-6	.833	0-0	.000	3-5	.600	2	0	2	0.3	1-0	0	1	0	0	13	1.6
2021-22	7-0	14-2.0	2-8	.250	0-3	.000	0-0	.000	0	2	2	0.3	1-0	0	1	1	2	4	0.6
Total	15-0	31-2.1	7-14	.500	0-3	.000	3-5	.600	2	2	4	0.3	2-0	0	1	1	1	17	1.1

MW Career Statistics

Year	G-GS	Min.-Avg.	FG-FGA	Pct.	3P-3PA	Pct.	FT-FTA	Pct.	OR	DR	Reb	Avg.	PF-D	AT	TO	BS	ST	Pts	Avg.
2020-21	5-0	11-2.3	5-6	.833	0-0	.000	3-5	.600	2	0	2	0.4	1-0	0	0	0	0	13	2.6
2021-22	4-0	9-2.3	2-5	.400	0-1	.000	0-0	.000	0	2	2	0.5	0-0	0	0	1	0	4	1.0
Total	9-0	20-2.2	7-11	.636	0-1	.000	3-5	.600	2	2	4	0.4	1-0	0	0	1	0	17	1.9



MOUNTAIN WEST-RECORD 14-TIME CONFERENCE CHAMPIONS

#42

Triston Broughton



Guard

6-4 • 190

Junior

Squad

Ladera Ranch, Calif.

Tesoro High

Career Highs

Points	-
Rebounds	1 vs. San Jose State (2-25-22)
Assists	1 vs. UNLV (1-24-22)
Field Goals	-
Field Goals Att.	2 vs. UNLV (1-24-22)
3-Pt. Field Goals	-
3-Pt. Field Goals Att.	1 vs. San Jose State (2-25-22)
Free Throws	-
Free Throws Att.	-
Steals	-
Blocked Shots	-
Minutes	2:26 vs. UNLV (1-24-22)

Career Numbers	20-21	21-22	Total
Games Played	4	4	8
Games Started	0	0	0
Double-Figure Scoring Games	0	0	0
Led SDSU in Scoring	0	0	0
Led SDSU in Rebounding	0	0	0
Led SDSU in Assists	0	0	0

Inside The Numbers

- One of nine known sets of twins competing for the same Division I team.
- A non-scholarship player who was as a member of the 2019-20 practice squad, helping the team to a 30-2 record, its 12th MW crown and as high as a No. 4 ranking, who earned a spot on the 2020-21 roster and is entering his third year as a playing member of the squad.



Triston Broughton



MOUNTAIN WEST-RECORD 14-TIME CONFERENCE CHAMPIONS

Began his career as a practice player... Is a spot up shooter who can penetrate to score and distribute the ball.

As a Sophomore (2021-22 Season)

Aztec Scholar-Athlete... Appeared in four games all off the bench... Averaged 0.0 points and 0.3 rebounds in 1.8 minutes per game... Added an assist in a single-season best 7:13 of action... Played a career-high 2:26 against UNLV (1/24)... Attempted a career-high two shots against UNLV (1/24) and took single shots against Long Beach State (11/30) and San Jose State (2/25)... His shot attempts vs. SJSU was a 3-pointer, the first of his career... His

lone rebound came on the defensive glass in the San Jose State game... His first career assist came against UNLV.

As a Freshman (2020-21 Season)

Academic All-Mountain West... Aztec Scholar-Athlete... Appeared in four games, all off the bench... Saw a total of 3:42 of floor time in games vs. St. Katherine (12/2), Wyoming (1/28 & 1/30) and San Jose State (2/8)... Played a season-high 1:19 vs. San Jose State (2/8).

High School

A 2019 graduate of Tesoro High School in Rancho Santa Margarita, Calif... A three-year varsity letterwinner (coach Steve Garrett)... Named an All-Sea View League performer as a sophomore, junior and senior... Helped lead the team to the Sea View

2021-22 Triston Broughton Game-By-Game, So.

Date	Opponent	S	MP	FG	3FG	FT	R	F	TP	A	TO	S	B
N.9	UC Riverside		DNP										
N.12	at Brigham Young		DNT										
N.18	Arizona State		DNP										
N.20	UT Arlington		DNP										
N.25	~vs. Georgetown		DNT										
N.25	~vs. Southern California		DNT										
N.30	Long Beach State	2	0-1	0-0	0-0	0	1	0	0	0	0	0	0
D.4	at Michigan		DNT										
D.8	Cal State Fullerton		DNP										
D.17	@vs. Saint Mary's		DNT										
D.22	UC San Diego		DNP										
J.1	*at UNLV		DNT										
J.8	*Colorado State		INJ										
J.22	*Boise State		DNP										
J.24	*UNLV	2	0-2	0-0	0-0	0	1	0	1	0	0	0	0
J.26	*at Utah State		DNT										
J.31	*New Mexico	1	0-0	0-0	0-0	0	0	0	0	0	0	0	0
F.4	*at Colorado State		DNT										
F.6	*Nevada		DNP										
F.9	*at San Jose State		DNT										
F.12	*Air Force		DNP										
F.15	*Utah State		DNP										
F.19	*at Fresno State		DNT										
F.22	*at Boise State		DNT										
F.25	*San Jose State	2	0-1	0-1	0-0	1	0	0	0	0	0	0	0
F.28	*at Wyoming		DNT										
M.3	*Fresno State		DNP										
M.5	*at Nevada		DNT										
M.10	+vs. Fresno State		DNT										
M.11	+vs. Colorado State		DNT										
M.12	+vs. Boise State		DNT										
M.17	#vs. Creighton		DND										

Bold Red indicates season high. **Bold Gold** indicates career high. * - Mountain West game. + - Mountain West Tournament game (Las Vegas, Nevada). ~ - at Anaheim Arena (Anaheim, Calif.). @ - at Footprint Center (Phoenix, Ariz.). # - NCAA Tournament (Fort Worth, Texas).

2020-21 Triston Broughton Game-By-Game, Fr.

Date	Opponent	S	MP	FG	3FG	FT	R	F	A	T	B	S	TP
N.25	UCLA		DNP										
N.27	UC Irvine		DNP										
D.2	St. Katherine	1	0-0	0-0	0-0	0	0	0	0	0	0	0	0
D.6	Pepperdine		DNP										
D.10	at Arizona State		DNT										
D.18	Brigham Young		DNP										
D.22	~ vs. Saint Mary's		DNT										
J.2	*Colorado State		DNP										
J.4	*Colorado State		DNP										
J.7	*Nevada		DNP										
J.9	*Nevada		DNP										
J.14	*at Utah State		DNT										
J.16	*at Utah State		DNT										
J.22	*at Air Force		DNT										
J.24	*at Air Force		DNT										
J.28	*Wyoming	1	0-0	0-0	0-0	0	0	0	0	0	0	0	0
J.30	*Wyoming	0+	0-0	0-0	0-0	0	0	0	0	0	0	0	0
F.8	*San Jose State	1	0-0	0-0	0-0	0	0	0	0	0	0	0	0
F.10	*San Jose State		DNP										
F.18	*at Fresno State		DNT										
F.20	*at Fresno State		DNT										
F.25	*Boise State		DNP										
F.27	*Boise State		DNP										
M.3	*at UNLV		DNT										
M.11	+vs. Wyoming		DNT										
M.12	+vs. Nevada		DNT										
M.13	+vs. Utah State		DNT										
M.19	#vs. Syracuse		DNT										

Bold Red indicates season high. **Bold Gold** indicates career high. ~ - at Mott Arena (San Luis Obispo, Calif.). * - Mountain West game. + - Mountain West Tournament game (Las Vegas, Nevada). # - NCAA Tournament (Indianapolis, Ind.).

League championship as a senior (2018-19) averaging 17 points, 6 rebounds and 4 assists per game... Competed in the CIF Southern Section playoffs in each of his three varsity seasons... Member of the championship team at the 2018 So Cal Elite Gary Raya Classic where he earned all-tournament honors... A three-year team captain... Earned "Titan of the Year" as a sophomore (2016-17)... A four-year straight "A" student and 2019 Sea View High School Valedictorian.

Honors & Awards

2021-22
Aztec Scholar-Athlete

2020-21
Academic All-Mountain West
Aztec Scholar-Athlete

Triston Broughton's Career Statistics

Year	G-GS	Min.-Avg.	FG-FGA	Pct.	3P-3PA	Pct.	FT-FTA	Pct.	OR	DR	Reb	Avg.	PF-D	AT	TO	BS	ST	Pts	Avg.
2020-21	4-0	3-0.8	0-0	.000	0-0	.000	0-0	.000	0	0	0	0.0	0-0	0	0	0	0	0	0.0
2021-22	4-0	6-1.5	0-4	.000	0-1	.000	0-0	.000	0	1	1	0.3	2-0	1	0	0	0	0	0.0
Total	8-0	9-1.1	0-4	.000	0-1	.000	0-0	.000	0	1	1	0.1	2-0	1	0	0	0	0	0.0
MW Career Statistics																			
Year	G-GS	Min.-Avg.	FG-FGA	Pct.	3P-3PA	Pct.	FT-FTA	Pct.	OR	DR	Reb	Avg.	PF-D	AT	TO	BS	ST	Pts	Avg.
2020-21	3-0	2-0.7	0-0	.000	0-0	.000	0-0	.000	0	0	0	0.0	0-0	0	0	0	0	0	0.0
2021-22	3-0	5-1.7	0-3	.000	0-1	.000	0-0	.000	0	1	1	0.3	1-0	1	0	0	0	0	0.0
Total	6-0	7-1.2	0-3	.000	0-1	.000	0-0	.000	0	1	1	0.2	1-0	1	0	0	0	0	0.0



Tyler Broughton

#24



Guard

6-4 • 190

Junior

Squad

Ladera Ranch, Calif.

Tesoro High

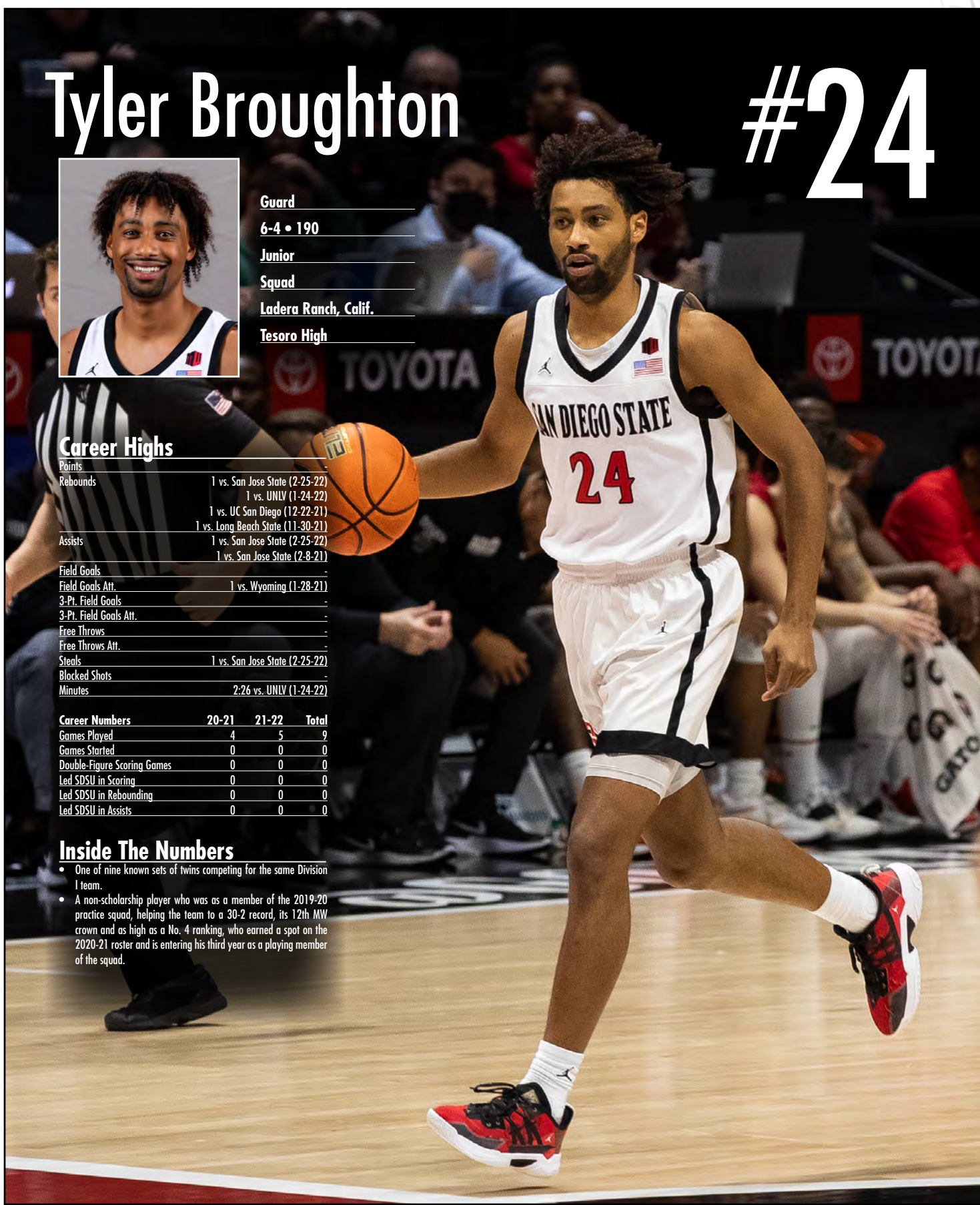
Career Highs

Points	-
Rebounds	1 vs. San Jose State (2-25-22) 1 vs. UNLV (1-24-22)
Assists	1 vs. UC San Diego (12-22-21) 1 vs. Long Beach State (11-30-21) 1 vs. San Jose State (2-25-22) 1 vs. San Jose State (2-8-21)
Field Goals	-
Field Goals Att.	1 vs. Wyoming (1-28-21)
3-Pt. Field Goals	-
3-Pt. Field Goals Att.	-
Free Throws	-
Free Throws Att.	-
Steals	1 vs. San Jose State (2-25-22)
Blocked Shots	-
Minutes	2:26 vs. UNLV (1-24-22)

Career Numbers	20-21	21-22	Total
Games Played	4	5	9
Games Started	0	0	0
Double-Figure Scoring Games	0	0	0
Lead SDSU in Scoring	0	0	0
Lead SDSU in Rebounding	0	0	0
Lead SDSU in Assists	0	0	0

Inside The Numbers

- One of nine known sets of twins competing for the same Division I team.
- A non-scholarship player who was as a member of the 2019-20 practice squad, helping the team to a 30-2 record, its 12th MW crown and as high as a No. 4 ranking, who earned a spot on the 2020-21 roster and is entering his third year as a playing member of the squad.



Tyler Broughton



MOUNTAIN WEST-RECORD 14-TIME CONFERENCE CHAMPIONS

Began his career as a practice player... Is a spot up shooter who can penetrate to score and distribute the ball.

As a Sophomore (2021-22 Season)

Aztec Scholar-Athlete... Appeared in five games all off the bench... Averaged 0.0 points and 0.8 rebounds in 1.6 minutes per game... Added an assist and a steal in 8:12 minutes of action... Played a career-high 2:26 against UNLV (1/24)... Grabbed offensive boards vs. Long Beach State (11/30), UC San Diego (12/22) and San Jose State (2/25)... Lone defensive board came against UNLV (1/24)... Also in the San Jose State game, had one assist and a steal.

As a Freshman (2020-21 Season)

Academic All-Mountain West... Aztec Scholar-Athlete... Appeared in four games, all off the bench... Attempted one shot vs. Wyoming (1/30)... Got his first career assists vs. San Jose State (2/8)... Saw a total of 3:42 of floor time in games vs. St. Katherine (12/2), Wyoming (1/28 & 1/30) and San Jose State (2/8)... Played a season-high 1:19 vs. San Jose State (2/8).

High School

A 2019 graduate of Tesoro High School in Rancho Santa Margarita, Calif.... A two-year varsity letter-winner (coach Steve Garrett)... Named an Sea View League Most Valuable Player as senior... Helped lead the team to the Sea View League championship as a senior (2018-19) averaging 12 points and 5 assists per game... Competed in the CIF Southern Section playoffs in each of his two varsity seasons...

2021-22 Tyler Broughton Game-By-Game, Sr.

Date	Opponent	S	MP	FG	3FG	FT	R	F	TP	A	TO	S	B
N.9	UC Riverside		DNP										
N.12	at Brigham Young		DNT										
N.18	Arizona State		DNP										
N.20	UT Arlington		DNP										
N.25	~vs. Georgetown		DNT										
N.25	~vs. Southern California		DNT										
N.30	Long Beach State	2	0-0	0-0	0-0	1	0	0	0	1	0	0	0
D.4	at Michigan		DNT										
D.8	Cal State Fullerton		DNP										
D.17	@vs. Saint Mary's		DNT										
D.22	UC San Diego	1	0-0	0-0	0-0	1	0	0	0	0	0	0	0
J.1	*at UNLV		DNT										
J.8	*Colorado State		INJ										
J.22	*Boise State		DNP										
J.24	*UNLV	2	0-0	0-0	0-0	1	0	0	0	0	0	0	0
J.26	*at Utah State		DNT										
J.31	*New Mexico	1	0-0	0-0	0-0	0	0	0	0	0	0	0	0
F.4	*at Colorado State		DNT										
F.6	*Nevada		DNP										
F.9	*at San Jose State		DNT										
F.12	*Air Force		DNP										
F.15	*Utah State		DNP										
F.19	*at Fresno State		DNT										
F.22	*at Boise State		DNT										
F.25	*San Jose State	2	0-0	0-0	0-0	1	0	0	1	0	1	0	0
F.28	*at Wyoming		DNT										
M.3	*Fresno State		DNP										
M.5	*at Nevada		DNT										
M.10	+vs. Fresno State		DNT										
M.11	+vs. Colorado State		DNT										
M.12	+vs. Boise State		DNT										
M.17	#vs. Creighton		DND										

Bold Red indicates season high. **Bold Gold** indicates career high. * - Mountain West game. + - Mountain West Tournament game (Las Vegas, Nevada). ~ - at Anaheim Arena (Anaheim, Calif.). @ - at Footprint Center (Phoenix, Ariz.). # - NCAA Tournament (Fort Worth, Texas).

2020-21 Tyler Broughton Game-By-Game, Fr.

Date	Opponent	S	MP	FG	3FG	FT	R	F	A	T	B	S	TP
N.25	UCLA		DNP										
N.27	UC Irvine		DNP										
D.2	St. Katherine	1	0-0	0-0	0-0	0	0	0	0	0	0	0	0
D.6	Pepperdine		DNP										
D.10	at Arizona State		DNT										
D.18	Brigham Young		DNP										
D.22	~ vs. Saint Mary's		DNT										
J.2	*Colorado State		DNP										
J.4	*Colorado State		DNP										
J.7	*Nevada		DNP										
J.9	*Nevada		DNP										
J.14	*at Utah State		DNT										
J.16	*at Utah State		DNT										
J.22	*at Air Force		DNT										
J.24	*at Air Force		DNT										
J.28	*Wyoming	1	0-1	0-0	0-0	0	0	0	0	0	0	0	0
J.30	*Wyoming	0+	0-0	0-0	0-0	0	0	0	0	0	0	0	0
F.8	*San Jose State	1	0-0	0-0	0-0	0	0	1	0	0	0	0	0
F.10	*San Jose State		DNP										
F.18	*at Fresno State		DNT										
F.20	*at Fresno State		DNT										
F.25	*Boise State		DNP										
F.27	*Boise State		DNP										
M.3	*at UNLV		DNT										
M.11	+vs. Wyoming		DNT										
M.12	+vs. Nevada		DNT										
M.13	+vs. Utah State		DNT										
M.19	#vs. Syracuse		DNT										

Bold Red indicates season high. **Bold Gold** indicates career high. ~ - at Mott Arena (San Luis Obispo, Calif.). * - Mountain West game. + - Mountain West Tournament game (Las Vegas, Nevada). # - NCAA Tournament (Indianapolis, Ind.).

Competed in the North-South Orange County All-Star basketball game in 2019.

Honors & Awards

2020-21
Academic All-Mountain West
Aztec Scholar-Athlete

Tyler Broughton's Career Statistics

Year	G-GS	Min.-Avg.	FG-FGA	Pct.	3P-3PA	Pct.	FT-FTA	Pct.	OR	DR	Reb	Avg.	PF-D	AT	TO	BS	ST	Pts	Avg.
2020-21	4-0	3-0.8	0-1	.000	0-0	.000	0-0	.000	0	0	0	0.0	0-0	1	0	0	0	0	0.0
2021-22	5-0	7-1.4	0-0	.000	0-0	.000	0-0	.000	3	1	4	0.8	0-0	1	1	0	1	0	0.0
Total	9-0	10-1.1	0-1	.000	0-0	.000	0-0	.000	3	1	4	0.4	0-0	2	1	0	1	0	0.0

MW Career Statistics

Year	G-GS	Min.-Avg.	FG-FGA	Pct.	3P-3PA	Pct.	FT-FTA	Pct.	OR	DR	Reb	Avg.	PF-D	AT	TO	BS	ST	Pts	Avg.
2020-21	3-0	2-0.7	0-1	.000	0-0	.000	0-0	.000	0	0	0	0.0	0-0	1	0	0	0	0	0.0
2021-22	3-0	5-1.7	0-0	.000	0-0	.000	0-0	.000	1	1	2	0.7	0-0	1	0	0	1	0	0.0
Total	6-0	7-1.2	0-1	.000	0-0	.000	0-0	.000	1	1	2	0.3	0-0	2	0	0	1	0	0.0



Lamont Butler

#5



Guard

6-2 • 195

Junior

2 Letters

Moreno Valley, Calif.

Riverside Poly High

Career Highs

Points	16 vs. Boise State (3-12-22)
	16 vs. Georgetown (11-25-21)
Rebounds	6 vs. Creighton (3-17-22)
	6 vs. New Mexico (1-31-22)
	6 vs. Colorado State (1-8-22)
Assists	6 vs. Wyoming (1-28-21)
Field Goals	6 vs. Georgetown (11-25-21)
	6 at Utah State (1-16-21)
Field Goals Att.	14 vs. Southern California (11-26-21)
3-Pt. Field Goals	3 vs. Boise State (2-12-22)
	3 vs. Georgetown (11-25-21)
3-Pt. Field Goals Att.	6 vs. Arizona State (11-18-21)
Free Throws	5 vs. UC Riverside (11-9-21)
	5 vs. Nevada (2-12-21)
Free Throws Att.	7 vs. Nevada (3-12-21)
	7 at Fresno State (2-20-21)
Steals	5 at Utah State (1-16-21)
Blocked Shots	1 at Utah State (1-26-22)
	1 vs. Boise State (1-22-22)
	1 vs. Colorado State (1-8-22)
	1 vs. Long Beach State (11-30-21)
	1 vs. Pepperdine (12-6-21)
Minutes	35:16 at San Jose State (2-9-22)

Career Numbers	20-21	21-22	Total
Games Played	28	27	55
Games Started	2	25	27
Double-Figure Scoring	5	7	12
Led SDSU in Scoring	0	2	2
Led SDSU in Rebounding	0	0	0
Led SDSU in Assists	4	4	8

Inside The Numbers

- Is the only Aztec to compile at least 13 points & five steals coming off the bench (at Utah State on 1/16/19), regardless of class, in the last 25 years.
- Was the first Aztec true freshman to start back-to-back games since Nathan Mensah on March 15 & 16, 2019 and is just the third freshman in the last five seasons to start a game for SDSU (Matt Mitchell & Nathan Mensah).
- Combine his 13 pts & 5 steals at Utah State in 2020-21 & he is just the third San Diego State true freshman to have at least that many points and steals in a game since the start of the 1996-97 season (Kyle Spain & Richie Williams in 2005-06).

Lamont Butler



MOUNTAIN WEST-RECORD 14-TIME CONFERENCE CHAMPIONS

A physical point guard who can get into the lane and cause havoc either scoring or passing the ball.

As a Sophomore (2021-22 Season)

MW Rankings: No. 2 in steals

NCAA Rankings: No. 104 in steals per game, No. 191 in steals

A starter in 25 of the 27 games in which he appeared... Averaged 7.3 points and 2.1 rebounds in 25.4 minutes per game... Added 57 assists, 46 steals and four blocks in a total of 685:17 of action... Shot 70-of-179 (39.1 percent) from the field, 23-of-70 (32.9 percent) from beyond the arc, and 34-of-44 (77.3 percent) from the line... Established new single-season career bests in nearly every statistical category... In two games in the Paycom Wooden Legacy, he averaged 12.5 points, 2.5 rebounds, 2.0 assists and 2.0 steals, and zero turnovers while shooting 50.0 percent from the floor (10-of-20), 66.7 percent from the bonus distance (4-of-6) to earn inclusion on the all-tournament team... Set and then equaled a career-high with 16 points vs. Georgetown (11/25) in the Paycom Wooden Legacy tournament and then matched it vs. Boise State (3/12) in the championship game of the Mountain West tournament... Against Georgetown, went 6-of-6 from the field, including 3-of-3 from beyond the arc becoming the first Aztec in 26 seasons to post a perfect night shooting from the floor with at least six field goal attempts and at least three 3-point attempts... Also had double figure scoring games vs. Arizona State (11/18), Long

Honors & Awards

2021-22

Mountain West All-Defensive Team (coaches)
Paycom Wooden Legacy All-Tournament Team
Academic All-Mountain West
Aztec Scholar-Athlete

2020-21

Mountain West Scholar-Athlete
Academic All-Mountain West
Aztec Scholar-Athlete

Beach State (11/30), No. 20 Colorado State (1/8), at Nevada (3/5) and vs. Boise State (1/22)... Knocked down at least one field goal in 27 contests, while matching his single-game best six buckets vs. Georgetown among nine games with at least four hoops... Against No. 24 Southern California, hoisted a career-high 14 shots and recorded and additional three games with double digit attempts; 12 shots each vs. No. 20 Colorado State (1/8) and vs. Boise State (1/22), and 10 vs. Arizona State (11/18)... New career-best of three 3-pointers came vs. Georgetown (11/25) and vs. Boise State (3/12) in the championship game of the Mountain West tournament... Knocked down two treys vs. Arizona State (11/18), vs. Boise State (1/22), at Colorado State (2/4) and at Nevada (3/5)... Attempted three or more 3-point shots in 12 contests led by a career-high six vs. Arizona State... Matched a career-best with five free throws knocked down vs. UC Riverside (11/9)... Twice, UC Riverside and vs. Arizona State attempted a season-high six free throws in a game... Matched his career-best six rebounds in three games: vs. No. 20 Colorado State

2021-22 Butler Game-By-Game, So.

Date	Opponent	S	MP	FG	3FG	FT	R	F	TP	A	TO	S	B
N.9	UC Riverside		16	0-1	0-0	5-6	1	3	5	1	2	0	0
N.12	at Brigham Young		13	2-5	0-1	0-1	1	5	4	0	2	2	0
N.18	Arizona State	S	29	4-10	2-6	4-6	3	2	14	3	3	2	0
N.20	UT Arlington	S	30	3-7	1-2	2-3	4	2	9	3	5	3	0
N.25	~vs. Georgetown	S	20	6-6	3-3	1-2	2	4	16	3	1	3	0
N.25	~vs. Southern California	S	35	4-14	1-3	0-0	3	1	9	1	0	1	0
N.30	Long Beach State	S	25	3-5	1-2	4-4	1	1	11	3	3	3	1
D.4	at Michigan	INJ											
D.8	Cal State Fullerton	INJ											
D.17	@vs. Saint Mary's	INJ											
D.22	UC San Diego	INJ											
J.1	*at UNLV	INJ											
J.8	*Colorado State	S	28	4-12	1-3	2-2	6	3	11	3	2	4	1
J.22	*Boise State	S	35	4-12	2-5	0-0	2	2	10	3	3	2	1
J.24	*UNLV	S	24	4-7	1-2	0-0	0	2	9	1	2	2	0
J.26	*at Utah State	S	34	2-7	0-2	0-0	1	3	4	5	5	1	1
J.31	*New Mexico	S	27	4-8	1-2	0-0	6	3	9	4	1	2	0
F.4	*at Colorado State	S	26	3-9	2-4	0-0	5	2	8	1	1	1	0
F.6	*Nevada	S	24	2-5	0-2	3-3	0	3	7	2	1	1	0
F.9	*at San Jose State	S	35	2-9	0-3	0-0	0	0	4	3	2	4	0
F.12	*Air Force	S	26	1-5	0-2	2-3	0	4	4	3	2	1	0
F.15	*Utah State	S	20	1-6	0-2	0-1	1	1	2	4	1	2	0
F.19	*at Fresno State	S	20	1-4	1-2	0-0	2	3	3	0	1	0	0
F.22	*at Boise State	S	26	2-4	1-2	0-0	0	3	5	0	1	0	0
F.25	*San Jose State	S	23	2-6	0-3	0-0	2	2	4	2	2	4	0
F.28	*at Wyoming	S	23	2-6	0-1	2-2	5	3	6	1	1	2	0
M.3	*Fresno State	S	27	0-5	0-4	0-0	2	2	0	1	2	2	0
M.5	*at Nevada	S	27	4-7	2-3	1-2	3	4	11	1	3	1	0
M.10	+vs. Fresno State	S	25	2-7	0-4	1-2	0	1	5	4	1	0	0
M.11	+vs. Colorado State	S	22	2-4	0-2	4-4	1	1	8	2	3	2	0
M.12	+vs. Boise State	S	29	5-6	3-3	3-3	0	3	16	1	1	1	0
M.17	#vs. Creighton	S	17	1-2	1-2	0-0	6	4	3	2	2	0	0

Bold Red indicates season high. **Bold Gold** indicates career high. * - Mountain West game. + - Mountain West Tournament game (Las Vegas, Nevada). ~ - at Anaheim Arena (Anaheim, Calif.). @ - at Footprint Center (Phoenix, Ariz.). # - NCAA Tournament (Fort Worth, Texas).



(1/8), vs. New Mexico (1/31) and against Creighton (3/17) in the NCAA tournament... Set a career-high with three offensive boards at Wyoming (2/28) and also had a two offensive rebound game at Colorado State (2/4)... Equaled a single-game bests with five defensive boards vs. No. 20 Colorado State, vs. New Mexico and vs. Creighton... Dished out multiple assists in 16 games, SDSU was 13-3 when he did, which included a season-best five assist game at Utah State (1/26)... He also had three four assist efforts: vs. New Mexico (1/30), vs. Utah State (2/15) and against Fresno State (3/10) in the quarterfinal of the Mountain West tournament... Produced multiple steals in 15 contests, SDSU was 13-2 in those games, led by three four steal games: vs. No. 20 Colorado State (1/8), at San Jose State (2/9) and vs. San Jose State (2/25)... Blocks came vs. Long Beach State (11/30), vs. No. 20 Colorado State, vs. Boise State (1/22) and at Utah State (1/26)... Missed five contests, from at No. 24 Michigan (12/4) to at UNLV (1/1), due to a wrist injury... Played double figure minutes in every game, including a career-high 35:15 at San Jose State.

As a Freshman (2020-21 Season)

Appeared in 28 games, including the first two starts of his college career, at Air Force (1/22 & 1/24)... Averaged 4.3 points and 1.7 rebounds in 12.4 minutes per game... Added 43 assists, 24 steals and one block in 348:24 of action... Shot 40-of-101 (39.6 percent) from the floor, including

9-of-31 (29.0 percent) from 3-point range, and 32-of-48 (66.7 percent) from the line... Was the only freshman to appear in every game and led his class in every statistical category... Scored in double figures five times, including a season-high 13 points at Utah State (1/16) which he matched vs. Wyoming (1/28)... Is the only Aztec in the last 25 seasons to post a 13-point, 5-steal game (at Utah State - 1/16) coming off the bench... His 13 pts at Utah State (1/16) are the most by a San Diego State true freshman since Matt Mitchell scored 17 points at Air Force on Feb. 21, 2018... Combine his 13 pts & 5 steals at Utah State (1/16) and he is just the third San Diego State true freshman to have at least that many points and steals in a game since the start of the 1996-97 season (Kyle Spain & Richie Williams in 2005-06)... Is the first Aztec true freshman to start back-to-back games since Nathan Mensah on March 15 & 16 in the 2018-19 season and is just the third freshman in the last four seasons to start a game for SDSU (Matt Mitchell & Nathan Mensah)... Had at least one assist in the last 16 games of the season, including ten of his 11 multi-assist games with a single-game high six vs. Wyoming (1/28)... Had one or fewer turnovers in 21-of-28 games... Recorded multiple rebounds in 15 games, including a back-to-back season-high five boards vs. San Jose State (2/8 & 2/10)... Among his five offensive rebounds, had a single-game best two at Air Force (1/22)... His five steals at Utah State (1/16) were his single-game best among five games of multiple

Lamont Butler



MOUNTAIN WEST-RECORD 14-TIME CONFERENCE CHAMPIONS



2020-21 Butler Game-By-Game, Fr.

Date	Opponent	S	MP	FG	3FG	FT	R	F	A	T	B	S	TP
N.25	UCLA		2	0-0	0-0	0-0	0	1	0	0	0	0	0
N.27	UC Irvine		16	2-5	1-2	0-0	0	2	1	1	0	1	5
D.2	St. Katherine		14	1-1	0-0	4-4	3	3	1	0	0	1	6
D.6	Pepperdine		2	0-0	0-0	0-0	0	1	0	1	1	0	0
D.10	at Arizona State		12	1-4	0-1	0-0	3	0	2	1	0	1	2
D.18	Brigham Young		5	0-1	0-0	0-0	0	0	1	2	0	0	0
D.22	~ vs. Saint Mary's		9	1-2	0-1	0-0	0	3	0	1	0	1	2
J.2	*Colorado State		2	0-0	0-0	0-0	0	0	0	0	0	0	0
J.4	*Colorado State		13	2-5	0-1	0-0	1	4	1	1	0	1	4
J.7	*Nevada		9	1-2	1-1	0-0	1	1	0	1	0	0	3
J.9	*Nevada		6	0-0	0-0	0-0	0	2	0	1	0	0	0
J.14	*at Utah State		3	0-0	0-0	0-0	0	1	0	2	0	0	0
J.16	*at Utah State		25	6-8	0-1	1-2	2	0	1	3	0	5	13
J.22	*at Air Force	S	26	2-6	1-2	2-2	4	4	5	6	0	3	7
J.24	*at Air Force	S	16	1-3	0-1	0-0	3	2	1	0	0	0	2
J.28	*Wyoming		21	5-9	1-2	2-4	4	3	6	4	0	1	13
J.30	*Wyoming		19	3-4	1-2	4-6	2	5	4	1	0	1	11
F.8	*San Jose State		20	1-9	0-5	1-2	5	2	2	1	0	1	3
F.10	*San Jose State		16	3-5	1-2	4-4	5	3	2	0	0	2	11
F.18	*at Fresno State		14	2-3	0-0	1-4	2	2	3	0	0	0	5
F.20	*at Fresno State		18	1-3	0-0	4-7	1	3	2	1	0	2	6
F.25	*Boise State		15	0-5	0-2	2-2	3	0	1	2	0	0	4
F.27	*Boise State		9	1-2	0-0	1-2	1	2	3	3	0	0	3
M.3	*at UNLV		9	0-4	0-0	0-0	2	0	1	1	0	1	0
M.11	+vs. Wyoming		10	3-6	2-3	0-0	0	0	1	1	0	0	8
M.12	+vs. Nevada		13	2-4	1-2	5-7	2	2	2	0	0	0	10
M.13	+vs. Utah State		14	1-5	0-0	0-0	2	3	1	1	0	2	2
M.19	#vs. Syracuse		11	0-5	0-3	1-2	2	0	1	0	0	1	1

Bold Red indicates season high. **Bold Gold** indicates career high. ~ - at Mott Arena (San Luis Obispo, Calif.). * - Mountain West game. + - Mountain West Tournament game (Las Vegas, Nevada). # - NCAA Tournament (Indianapolis, Ind.).

steals... Lone block was vs. Pepperdine (12/6)... Scored multiple field goals ten times, with six buckets at Utah State (1/16) a single-game high... Two threes vs. Wyoming (3/11) in the quarterfinal round of the Mountain West tournament, are a single-game best... In the semifinal round of the Mountain West tournament, sank five free throws, which is his sin-

gle-game high... Played a season-high 25:38 at Air Force (1/22).

High School

A graduate of Riverside (Calif.) Poly High School... Four-year letterwinner (coach Yancy Dodson)... A four-star rated recruit by ESPN and three-star

talent by Rivals.com and 247Sports.com... Named one of the class of 2020's top-50 point guards nationally by ESPN (No. 30)... Compiled 91 wins in his high school career, culminating in a 27-7 record in 2019-20 including 12-0 in Ivy League play and winning the conference championship... Named Ivy League Most Valuable Player as a senior, as well as a second-team Cal-Hi Sports all-state performer... A four-time All-Ivy League and all-state performer... A three-time all-county and all-CIF selection (following his sophomore, junior and senior seasons)... Twice, following his sophomore and senior seasons, reached the CIF Championship game... Earned Riverside Kiwanis Tournament MVP as a sophomore, junior and senior... In his junior season was an all-tournament selection at the Damien Classic and Maranatha Tournament... As a senior earned all-tournament honors in the Tarkanian Classic... His teams won the Battlezone (freshman), Riverside Kiwanis (sophomore, junior and senior) and Section 7 (senior) tournaments... Was runner-up in the Tarkanian Classic (sophomore), Maranatha (junior),

CIF Championship (sophomore and senior)... Passed NBA Hall of Famer Reggie Miller as Poly's all-time leading scorer with more than 1,800-career points... Other career numbers include 559 assists, 271 steals, and shot .432 (642-of-1,485) from the floor.

Butler's Career Statistics

Year	G-GS	Min.-Avg.	FG-FGA	Pct.	3P-3PA	Pct.	FT-FTA	Pct.	OR	DR	Reb	Avg.	PF-D	AT	TO	BS	ST	Pts	Avg.
2020-21	28-2	349-12.5	40-101	.396	9-31	.290	32-48	.667	5	43	48	1.7	49-1	43	35	1	24	121	4.3
2021-22	27-25	685-25.4	70-179	.391	23-70	.329	34-44	.773	11	46	57	2.1	67-1	57	53	4	46	197	7.3
Total	55-27	1,034-18.8	110-280	.393	32-101	.317	66-92	.717	16	89	105	1.9	116-2	100	88	5	70	318	5.8

MW Career Statistics

Year	G-GS	Min.-Avg.	FG-FGA	Pct.	3P-3PA	Pct.	FT-FTA	Pct.	OR	DR	Reb	Avg.	PF-D	AT	TO	BS	ST	Pts	Avg.
2020-21	17-2	241-14.1	29-68	.426	5-19	.263	22-35	.629	2	34	36	2.1	34-1	32	27	0	17	85	5.0
2021-22	16-16	425-26.6	38-112	.339	11-42	.262	10-13	.769	9	26	35	2.2	40-0	34	30	3	29	97	6.1
Total	33-18	666-20.2	67-180	.372	16-61	.262	32-48	.667	11	60	71	2.2	74-1	66	57	3	46	182	5.5



MOUNTAIN WEST-RECORD 14-TIME CONFERENCE CHAMPIONS

#13

Jaedon LeDee



Forward

6-9 • 240

Senior - Transfer

Houston, Texas

The Kinkaid School

TCU

Career Highs

Points	*20 at West Virginia (3-4-21)
Rebounds	*8 at West Virginia (3-4-21) *8 at Iowa State (2-9-21) *8 at Kansas (3-4-20) +8 vs. Cleveland State (11-23-18)
Assists	*2 vs. Oklahoma (11-23-20)
Field Goals	*7 at West Virginia (3-4-21)
Field Goals Att.	*10 at West Virginia (3-4-21)
3-Pt. Field Goals	-
3-Pt. Field Goals Att.	*2 vs. Northwestern State (11-2-20)
Free Throws	+12 vs. Purdue Fort Wayne (11-11-18)
Free Throws Att.	+14 vs. Purdue Fort Wayne (11-11-18)
Steals	*3 vs. UC Irvine (11-21-19)
Blocked Shots	+4 vs. Purdue Fort Wayne (11-11-18)
Minutes	*24 vs. UC Irvine (11-21-19) + at Ohio State (2018-19). * - at TCU (2019-20 & 2020-21)

Career Numbers	18-19	19-20	20-21	Total
Games Played	26	30	23	79
Games Started	2	0	1	3
Double-Figure Scoring Games	2	3	3	8
Led OSU/TCU in Scoring	1	0	1	2
Led OSU/TCU in Rebounding	1	1	4	6
Led OSU/TCU in Assists	0	0	0	0

Inside The Numbers

- For his career, has averaged 13.4 points and 10.2 rebounds per 40 minutes of game time.
- His .538 (49-of-91) field goal percentage would have ranked second among last year's Aztecs with double digit appearances.
- Is the third Aztec to have played for two previous Division I schools in the Dutcher/Fisher era. (also Valentine Izundu & Josh Davis)
- After transferring from Ohio State, following the 2018-19 season, to TCU and playing immediately for the Horned Frogs, will have to sit the 2021-22 season per NCAA transfer rules.

Jaedon LeDee



MOUNTAIN WEST-RECORD 14-TIME CONFERENCE CHAMPIONS

A nightmare for opponents with a combination of size, strength and agility... Runs the floor and can score from all three levels.

As a Senior (2021-22 Season)

Sat out the season due to NCAA transfer rules.

As a Junior at TCU (2020-21 Season)

Earned one start, at Providence (12/9), in the 23 games in which he appeared... Averaged 5.8 points and 3.9 rebounds in 15.2 minutes per game... Added six assists, seven steals, and three blocks in 350 total minutes... Was 49-of-91 (53.8 percent) from the floor, 0-of-4 from 3-point range, and 35-of-50 (70.0 percent) from the free throw line... Reached double figure scoring on three occasions, vs. Northwestern State (12/3), at Missouri (1/30) and at West Virginia (3/4), with a career-high 20 points at West Virginia... Had six games of 3+ field goal, including a career-high seven at West Virginia (3/4)... In going 6-of-8 from the line at West Virginia (3/4), had his most attempts and makes in a game for the campaign... Among 12 games with 4+ rebounds, he totaled a career-high matching eight boards vs. Iowa State (2/9) and at West Virginia (3/4)... Grabbed a career-best five offensive boards at West Virginia (3/4) among 11 games with multiple offensive rebounds... Finished four games

with a season-best four defensive rebounds — at Missouri (1/30), vs. Iowa State (2/9), at Texas Tech (3/2) and vs. Kansas State (3/10)... In six games with a steal, recorded a season-high two at Iowa State (2/27)... Had blocked shots in two games, including a season-best two vs. Iowa State (2/9)... Finished with two assists vs. Oklahoma (12/6), his top effort among five games with an assist... In three games, vs. Kansas (1/5), at Missouri (1/30) and vs. Texas (3/7), he played a single-game high 20 minutes.

As a Sophomore at TCU (2019-20 Season)

Big 12 Rankings: No. 25 in blocks

Appeared in all 30 games all off the bench... Averaged 2.7 points and 2.9 rebounds in 11.6 minutes per game... Added three assists, 13 steals, and 12 blocks in 348 total minutes... Shot 23-of-44 (52.3 percent) from the field, and 36-of-51 (70.6 percent) from the line... Became eligible on Nov. 18, the day he debuted for the Horned Frogs vs. Air Force... His field goal percentage was the second highest on the team... Had two games in double figure scoring, both with a season-high 11 points - vs. Winthrop (12/11) and at Oklahoma (1/18)... Sank a single-game high three field goals vs. Wyoming (11/26) and at Texas (2/19)... His best day from the free throw line was a 7-of-7 game at Oklahoma (1/18)... Had 12 games with 4+ rebounds including matching his career-high with eight boards at Kansas (3/4)... Recorded a season-best four defensive boards vs. George Mason (12/30), vs. Texas (1/29) and vs. Kansas State (2/15)... Finished with 13 games with multiple offensive rebounds, includ-

2020-21 LeDee Game-By-Game, Jr. (at TCU)

Date	Opponent	S	MP	FG	3FG	FT	R	F	A	T	B	S	TP
N.25	Houston Baptist		DNP										
N.28	~vs. Tulsa		DNP										
N.29	~vs. Liberty		DNP										
D.3	Northwestern State		16	5-8	0-2	1-4	3	3	0	0	0	0	11
D.6	*Oklahoma		10	1-3	0-0	0-0	4	2	2	0	0	0	2
D.9	Providence	S	19	0-2	0-1	2-2	1	2	1	1	1	0	2
D.12	#vs. Texas A&M		16	2-2	0-0	0-1	6	2	1	0	0	0	4
D.16	*at Oklahoma State		7	1-3	0-0	0-1	2	2	0	1	0	0	2
D.22	North Dakota State		12	2-2	0-0	0-0	1	3	0	0	0	1	4
D.30	Prairie View A&M		12	1-2	0-0	2-4	5	0	0	0	0	0	4
J.2	*at Kansas State		15	2-5	0-0	5-6	4	1	0	0	0	0	9
J.5	*Kansas		20	2-5	0-0	0-0	2	2	0	0	0	0	4
J.9	*Baylor		13	1-2	0-1	2-2	2	2	1	1	0	0	4
J.12	*at Oklahoma		18	3-5	0-0	1-2	1	1	0	2	0	0	7
J.28	*at Kansas		14	2-4	0-0	0-0	5	2	0	3	0	0	4
J.30	^at Missouri		20	4-6	0-0	3-4	7	2	0	0	0	0	11
F.3	*Oklahoma State		15	3-7	0-0	2-3	2	3	1	0	0	0	8
F.6	*at Baylor		DNP										
F.9	*Iowa State		16	3-6	0-0	3-4	8	3	0	1	2	1	9
F.13	*at Texas		18	2-3	0-0	0-0	5	4	0	1	0	0	4
F.18	*Texas Tech		DNP										
F.20	*Kansas State		13	1-1	0-0	0-0	2	1	0	0	0	0	2
F.23	*West Virginia		11	2-3	0-0	0-0	3	3	0	0	0	1	4
F.27	*at Iowa State		18	1-2	0-0	3-3	6	3	0	0	0	2	5
M.2	*at Texas Tech		15	2-3	0-0	4-4	6	1	0	0	0	0	8
M.4	*at West Virginia		19	7-10	0-0	6-8	8	2	0	0	0	0	20
M.7	*Texas		20	2-5	0-0	1-2	3	2	0	2	0	1	5
M.10	+vs. Kansas State		13	0-2	0-0	0-0	4	2	0	0	0	1	0

Bold Red indicates season high. **Bold Gold** indicates career high. ~ - Hall of Fame Classic (Kansas City, Mo.). # - Dickies Arena (Fort Worth, Texas). ^ - SEC/Big 12 Challenge. * - Big 12 game. + - Big 12 Tournament game (Kansas City, Mo.).



Jaedon LeDee



MOUNTAIN WEST-RECORD 14-TIME CONFERENCE CHAMPIONS

ing five games of 4+ offensive boards and a single game high of five at Kansas (3/4)... A season and career-best three steals came vs. UC Irvine (11/21) among his games with multiple thefts... Twice swatted a single-game best two shots vs. Lamar (12/14) and vs. Texas Tech (1/21)... Played a season-high 24 minutes vs. UC Irvine (11/21).

As a Freshman at Ohio State (2018-19 Season)
Among 26 appearances, made two starts – vs. Samford (11/20) and at Purdue (3/2)... Averaged 3.0 points and 1.7 rebounds in 6.6 minutes per game... Added six assists, six blocks and three steals in 171 total minutes... Went 18-of-47 (38.3 percent) from the field, 0-of-3 from beyond the arc, 41-of-55 (74.5 percent) from the line... Made his collegiate debut vs. Purdue Fort Wayne (11/11)... Had three double figure scoring games, including a pair of season-high 16-point efforts vs. Purdue Fort Wayne (11/11) and at Purdue (3/2)... Was successful on his first nine field goals over the first five games of his career... Among seven games with multiple field goals, sank a season-best four at Purdue (3/2)... In

the season-opener, vs. Purdue Fort Wayne (11/11), went a season-best 12-of-14 from the free throw line... Totaled 3+ rebounds on nine occasions, including a season-high eight vs. Cleveland State (11/23)... Had seven games with a single-game high two offensive boards... Grabbed five defensive rebounds vs. South Carolina State (11/18) and then set his season-high with six vs. Cleveland State (11/23)... In six games dished out a single-game high one assist... Had four blocks vs. Purdue Fort Wayne (11/11), his best effort for the season... Finished with one steal in three games... Played a season-high 22 minutes at Purdue (3/2).

Honors & Awards

2021-22
Mountain West Scholar-Athlete
Academic All-Mountain West

2020-21
First-Team Academic All-Big 12

2019-20 LeDee Game-By-Game, So. (at TCU)

Date	Opponent	S	MP	FG	3FG	FT	R	F	A	T	B	S	TP
N.7	Southwestern University	DNP											
N.12	Louisiana	DNP											
N.18	Air Force	9	0-0	0-0	0-0	4	1	0	0	1	1	0	
N.21	UC Irvine	24	1-2	0-0	3-4	2	3	0	0	1	3	5	
N.24	~vs. Clemson	10	0-0	0-0	0-0	1	1	0	2	0	1	0	
N.26	~vs. Wyoming	12	3-4	0-0	2-3	5	2	0	0	0	1	8	
D.3	Illinois State	11	1-2	0-0	3-5	3	2	1	0	0	2	5	
D.6	#vs. Southern California	6	0-0	0-0	2-2	2	3	0	1	1	0	2	
D.11	Winthrop	23	3-5	0-0	5-10	6	3	0	2	1	2	11	
D.14	Lamar	13	1-1	0-0	0-0	2	3	0	0	2	0	2	
D.22	Xavier	14	0-4	0-0	0-0	2	1	0	0	0	0	0	
D.30	George Mason	19	1-4	0-0	2-2	6	4	1	1	0	0	4	
J.4	*Iowa State	7	0-0	0-0	0-0	1	4	0	0	0	0	0	
J.7	*at Kansas State	9	0-0	0-0	0-0	1	2	0	0	1	0	0	
J.11	*Oklahoma State	7	0-0	0-0	0-2	3	4	1	0	0	0	0	
J.14	*at West Virginia	6	0-0	0-0	0-0	0	5	0	1	0	0	0	
J.18	*at Oklahoma	17	2-2	0-0	7-7	4	2	0	0	0	0	11	
J.21	*Texas Tech	12	0-0	0-0	0-0	1	2	0	0	1	0	0	
J.25	^at Arkansas	6	1-1	0-0	0-0	1	2	0	2	0	1	2	
J.29	*Texas	6	0-0	0-0	0-1	4	2	0	0	0	0	0	
F.1	*at Baylor	8	0-0	0-0	0-0	2	2	0	2	0	0	0	
F.5	*at Oklahoma State	11	2-3	0-0	0-0	5	3	0	1	1	0	4	
F.8	*Kansas	10	1-2	0-0	0-1	1	1	0	0	0	1	2	
F.10	*at Texas Tech	13	1-1	0-0	4-4	4	5	0	1	0	0	6	
F.15	*Kansas State	15	0-0	0-0	0-0	5	4	0	0	1	0	0	
F.19	*at Texas	8	3-4	0-0	0-0	1	1	0	0	0	0	6	
F.22	*West Virginia	9	0-1	0-0	0-0	1	1	0	0	0	0	0	
F.25	*at Iowa State	5	0-0	0-0	0-0	0	4	0	0	0	0	0	
F.29	*Baylor	13	0-1	0-0	4-4	6	4	0	1	0	0	4	
M.4	*at Kansas	23	2-5	0-0	4-4	8	3	0	0	0	0	8	
M.7	*Oklahoma	14	1-2	0-0	0-2	4	3	0	0	1	1	2	
M.11	+vs. Kansas State	8	0-0	0-0	0-0	1	1	0	0	0	0	0	

Bold Red indicates season high. **Bold Gold** indicates career high. ~ - MGM Resorts Main Event (Las Vegas, Nev.). # - Dickies Arena (Fort Worth, Texas). ^ - SEC/Big 12 Challenge. * - Big 12 game. + - Big 12 Tournament game (Kansas City, Mo.).

2018-19 LeDee Game-By-Game, Fr. (at Ohio State)

Date	Opponent	S	MP	FG	3FG	FT	R	F	A	T	B	S	TP
N.7	at Cincinnati	DNP											
N.11	Purdue Fort Wayne	13	2-2	0-0	12-14	4	2	0	0	4	0	16	
N.15	at Creighton	5	2-2	0-0	0-0	3	1	0	2	0	0	4	
N.18	South Carolina State	17	3-3	0-0	6-8	6	4	1	2	1	1	12	
N.20	Samford	S	2	0-0	0-0	0-0	0	0	0	0	0	0	0
N.23	Cleveland State	12	2-4	0-0	2-3	8	1	0	2	0	0	6	
N.28	Syracuse	1	0-0	0-0	0-0	0	0	0	0	0	0	0	0
D.2	*Minnesota	13	1-3	0-0	2-2	0	1	1	0	0	0	4	
D.5	*vs. Illinois	2	0-1	0-0	2-2	0	1	0	0	0	0	2	
D.15	Bucknell	2	0-1	0-0	0-0	0	0	0	0	0	0	0	0
D.18	Youngstown State	5	0-2	0-1	0-0	1	1	1	0	0	0	0	0
D.22	~vs. UCLA	DNP											
D.29	High Point	3	0-0	0-0	0-2	2	1	1	0	0	0	0	0
J.5	*Michigan State	1	0-0	0-0	0-0	0	2	0	0	0	0	0	0
J.9	*at Rutgers	4	0-0	0-0	0-0	1	0	0	0	0	0	0	0
J.12	*at Iowa	19	2-8	0-1	2-3	4	3	0	0	0	0	6	
J.19	*Maryland	4	0-1	0-1	0-0	0	0	0	0	0	0	0	0
J.23	*Purdue	5	0-0	0-0	0-0	0	1	0	1	0	0	0	0
J.26	*at Nebraska	10	0-2	0-0	3-4	3	1	0	1	0	0	3	
J.29	at Michigan	9	2-3	0-0	0-0	2	2	1	1	0	0	4	
F.2	*Rutgers	5	0-0	0-0	0-0	0	0	0	0	0	0	1	0
F.7	*Penn State	1	0-0	0-0	1-2	0	0	0	0	0	0	0	1
F.10	*at Indiana	3	0-0	0-0	0-0	4	0	0	1	0	0	0	0
F.14	*Illinois	DNP											
F.17	*at Michigan State	2	0-0	0-0	1-2	0	1	0	0	0	0	0	1
F.20	*Northwestern	1	0-0	0-0	0-0	0	0	0	0	0	0	0	0
F.23	*at Maryland	DNP											
F.26	*Iowa	DNP											
M.2	*at Purdue	S	22	4-9	0-0	8-11	3	4	1	1	1	16	
M.6	*at Northwestern	5	0-4	0-0	0-0	3	1	0	1	0	0	0	0
M.10	*Wisconsin	5	0-2	0-0	2-2	1	0	0	0	0	0	2	
M.14	+vs. Indiana	DNP											
M.15	+vs. Michigan State	DNP											
M.22	#vs. Iowa State	DNP											
M.24	#vs. Houston	DNP											

Bold Red indicates season high. **Bold Gold** indicates career high. ~ - CBS Sports Classic (Chicago, Ill.). ^ - United Center (Chicago, Ill.). * - Big 10 game. + - Big 10 Tournament game (Chicago, Ill.). # - NCAA Tournament (Tulsa, Okla.).



LeDee's Career Statistics

Year	G-GS	Min.-Avg.	FG-FGA	Pct.	3P-3PA	Pct.	FT-FTA	Pct.	OR	DR	Reb	Avg.	PF-D	AT	TO	BS	ST	Pts	Avg.
2018-19+	26-2	171-6.6	18-47	.383	0-3	.000	41-55	.745	18	27	45	1.7	27-0	6	12	6	3	77	3.0
2019-20*	30-0	348-11.6	23-44	.523	0-0	.000	36-51	.706	45	41	86	2.9	75-2	3	14	12	13	82	2.7
2020-21*	23-1	350-15.2	49-91	.538	0-4	.000	35-50	.700	40	50	90	3.9	48-0	6	12	3	7	133	5.8
Total	79-3	869-11.0	90-182	.495	0-7	.000	112-156	.718	103	118	221	.873	150-2	15	38	21	23	292	3.7

+ - at Ohio State * - at TCU



Micah Parrish

#3



Forward

6-6 • 200

Junior - Transfer

Detroit, Mich.

River Rouge High

Oakland

Career Highs

Points	20 at Wright State (3-3-22)
	20 vs. Cleveland State (2-26-22)
	20 at Northern Kentucky (2-4-22)
Rebounds	12 at West Virginia (11-9-21)
	12 at Milwaukee (2-20-21)
	12 vs. Cleveland State (2-5-21)
Assists	4 - 5 times; last at Robert Morris (2-11-22)
Field Goals	7 vs. Ohio Christian (1-7-22)
	7 at Detroit (12-26-20)
Field Goals Att.	14 vs. Purdue Fort Wayne (2-24-22)
	14 at Northern Kentucky (2-4-22)
3-Pt. Field Goals	5 vs. Wright State (2-18-22)
3-Pt. Field Goals Att.	10 vs. IUPUI (3-1-22)
Free Throws	11 at Robert Morris (2-13-21)
Free Throws Att.	15 at Robert Morris (2-13-21)
Steals	4 - 7 times; last vs. Detroit (1-23-21)
Blocked Shots	2 vs. Cleveland State (3-9-21)
	2 at Milwaukee (2-20-21)
	2 vs. Youngstown State (1-16-21)
	2 vs. Wright State (1-2-21)
Minutes	48:09 at Milwaukee (2-20-21)

Career Numbers	20-21	21-22	Total
Games Played	29	30	59
Games Started	27	30	57
Double-Figure Scoring	14	19	33
Led OAK in Scoring	1	3	4
Led OAK in Rebounding	7	6	13
Led OAK in Assists	0	2	2

Inside The Numbers

- One of two Division I freshman in 2020-21, who are 6-6 or shorter that shot at least 55 percent from the floor.
- Versus top-25 competition, averages 10.0 points, 5.8 rebounds while shooting 60 percent from the floor and 50 percent from the bonus distance.
- Has averaged 2.2 steals per 40 minutes played and has recorded multiple steals in 32-of-59 games played with a single-game best 4 steals in seven games.
- Totaled a field goal percentage of .500 or better 31 times.
- A starter in 57-of-59 career games.



Micah Parrish



MOUNTAIN WEST-RECORD 14-TIME CONFERENCE CHAMPIONS

A scorer who can hit from all three levels... Has the body of a prototypical Aztecs guard... long, can run the floor, and is a shutdown defender.

As a Sophomore at Oakland University (2021-22 Season)

Horizon League Rankings: No. 6 in steals per game, No. 7 in free-throw percentage, No. 8 in steals, No. 8 in minutes per game, No. 9 in free throws, No. 15 in minutes
NCAA Rankings: No. 105 in steals per game, No. 115 in steals, No. 122 in minutes per game, No. 154 in free-throw percentage, No. 285 in free throws, No. 314 in minutes

A starter in each of the 30 contests in which he appeared... Averaged 12.1 points and 6.0 rebounds in 34.3 minutes per game... Added 43 assists, 51 steals and 17 blocks in 1,030 total minutes... Shot 44.0 percent (114-of-259) from the floor, 35.3 percent (47-of-133) from beyond the arc, and 80.0 percent (88-of-110) from the charity stripe... Reached double figure scoring in 19 games, including posting a career-high 20 points at Northern Kentucky (2/4), vs. Cleveland State (2/26) and at Wright State (3/3)... Totaled two double doubles: 10 points and 12 rebounds at West Virginia (11/9)

Honors & Awards

2021-22

Horizon League All-Defensive Team

2020-21

Horizon League All-Freshman Team

Two-Time Horizon League Freshman of the Week

and 15 points and 11 rebounds at Bowling Green (12/7)... Hit at least one field goal in every appearance and knocked down at least four in 16 games, including a career-high matching seven vs. Ohio Christian (1/7)... Attempted double digit shots in 10 games led by 14 shot assaults at Northern Kentucky (2/4) and Purdue Fort Wayne (2/24)... Also recorded 13 shots at West Virginia (11/9), vs. Ohio Christian (1/7), Detroit (2/13) and IUPUI (3/1), took 12 at Cleveland State (1/13) and vs. Cleveland State (2/26) and had 11 at Bowling Green (12/7) and at Robert Morris (2/11)... Never failed to attempt at least three shots in a game... Shot at least 40.0 percent in 17 contests and 50.0 percent or better in 12 games... Recorded a career-high five 3-pointers vs. Wright State (2/18), had four at Northern Kentucky (2/4), and hit three vs. Milwaukee (1/9), vs. Illinois-Chicago (1/29), vs. Northern Kentucky (2/20), vs. Purdue Fort Worth (2/24) and vs. Cleveland State (2/26) among 15 games with multiple threes... Attempted a career-high 10 3-pointers vs. IUPUI (3/1) and added three games:

2020-21 Parrish Game-By-Game, Fr. (at Oakland)

Date	Opponent	S	MP	FG	3FG	FT	R	F	TP	A	TO	S	B
N.25	~ at Xavier		20	1-6	0-3	0-0	8	0	2	1	0	3	0
N.26	~ vs. Toledo		18	1-2	0-0	0-0	5	2	2	0	0	1	0
N.27	~ vs. Bradley	S	29	2-6	2-3	4-5	8	5	10	2	0	2	1
N.29	at Michigan	S	38	2-2	2-2	2-3	8	2	8	0	0	1	0
D.1	at Purdue	S	30	2-6	0-1	2-2	3	0	6	1	2	1	0
D.5	at Oklahoma State	S	14	0-2	0-0	0-2	2	4	0	1	1	2	0
D.13	at Michigan State	S	26	3-4	0-1	0-2	3	4	6	2	0	2	0
D.19	* at Illinois-Chicago	S	17	0-1	0-0	1-2	3	2	1	0	0	0	0
D.20	* at Illinois-Chicago	S	13	0-3	0-2	0-2	0	2	0	0	0	1	0
D.26	* at Detroit Mercy	S	33	7-10	1-3	3-6	8	2	18	1	3	2	0
D.27	* at Detroit Mercy	S	23	2-3	0-0	3-3	5	2	7	2	2	0	0
J.1	* Wright State	S	17	1-6	0-1	0-0	3	1	2	0	3	1	1
J.2	* Wright State	S	21	3-5	1-2	1-1	5	3	8	0	2	2	2
J.8	* at Green Bay												
J.9	* at Green Bay	S	25	4-6	0-1	2-2	6	5	10	0	2	2	0
J.15	* Youngstown State	S	24	3-4	0-1	0-0	4	1	6	1	2	1	0
J.16	* Youngstown State	S	29	5-5	1-1	2-2	6	4	13	0	1	0	2
J.22	* Detroit Mercy	S	27	2-3	1-1	3-3	7	3	8	3	1	2	0
J.23	* Detroit Mercy	S	34	3-7	0-2	0-0	8	3	6	2	0	4	0
J.29	* at Purdue Fort Wayne	S	33	5-8	0-1	1-1	3	2	11	0	2	3	1
J.30	* at Purdue Fort Wayne	S	30	4-7	0-2	2-3	3	3	10	2	0	0	0
F.5	* Cleveland State	S	33	5-10	1-3	2-3	12	3	13	0	1	3	0
F.6	* Cleveland State	S	35	6-8	1-1	1-3	7	5	14	1	0	3	1
F.12	* at Robert Morris	S	44	6-8	0-0	3-4	6	4	15	0	1	1	0
F.13	* at Robert Morris	S	35	3-4	1-2	11-15	7	4	18	1	3	4	0
F.19	* at Milwaukee	S	29	5-7	2-3	2-2	8	4	14	0	1	1	1
F.20	* at Milwaukee	S	48	6-13	0-0	5-6	12	2	17	2	1	0	2
M.2	+! Youngstown State	S	44	6-9	0-2	0-0	4	2	12	2	3	4	1
M.8	+Svs. Northern Kentucky	S	34	3-8	1-2	0-0	4	3	7	4	1	1	1
M.9	+Svs. Cleveland State	S	39	3-6	1-3	3-3	9	2	10	4	2	2	2

*Bold Red indicates season high. Bold Gold indicates career high. * - Horizon League game. + - Horizon League Tournament game (! - Rochester, Mich.; S - Indianapolis, Ind.). ~ - Xavier Invitational (Cincinnati, Ohio).*

at Northern Kentucky (2/4), vs. Purdue Fort Worth (2/24) and vs. Cleveland State (2/26) with eight attempts among 27 contests in which he attempted at least two triples... Attempted 10 free throws and knocked down eight of them, both season-highs at Wright State (3/3)... Was perfect from the line in eight games led by a 7-of-7 effort at IUPUI (12/4) and a 5-of-5 night vs. Detroit (2/13)... Totaled double digit rebounds in three contests: matching his career-high with 12 at West Virginia (11/9) and 11 each at Bowling Green (12/7) and at Wright State (2/5)... Grabbed at least five boards in 20 games and the Golden Grizzlies were 14-6 in those contests... Set a new career-best with eight offensive rebounds at West Virginia (11/9) among 12 games in which he had multiple offensive boards... Snatched at least four defensive boards in 20 contests, with his career-high nine coming at Wright State (2/5), and had eight defensive rebounds at Robert Morris (2/11)... Among 13 games with multiple assists, Oakland was 11-2 in those contests, he matched his career-high four in three games: vs. Ohio Christian (1/7), vs. Michigan-Dearborn (1/24), and at Robert Morris (2/11)... Had four steals, equaling his career-best, vs. Michigan-Dearborn (1/24), vs. Northern Kentucky (2/20), vs. Purdue Fort Wayne (2/24) and IUPUI (3/1) among 17 games in which he recorded multiple steals (Oakland was 12-5 in those games)... Swatted single shots vs. Vermont (11/22), vs. Delaware (11/24), vs. Milwaukee (1/9), vs. Michigan-Dearborn (1/24), vs. Illinois-Chicago (1/29), at Northern Kentucky

(2/4) and vs. Detroit (2/13)... Played double-digit minutes in every game, including 30 or more in 28 contests and twice: vs. No. 11 Michigan State (12/21) and Cleveland State (2/26), played a season-high 40.

As a Freshman at Oakland University (2020-21)

Horizon League Rankings: No. 1 in steals, No. 3 in steals per game, No. 9 in minutes, No. 10 in offensive rebounds, No. 11 in rebounds, No. 14 in double doubles

NCAA Rankings: No. 34 in steals, No. 82 in steals per game, No. 137 in offensive rebounds, No. 186 in rebounds, No. 212 in minutes, No. 333 in double doubles

Appeared in 29 contests with 27 starts... Averaged 8.8 points and 5.8 rebounds in 29.0 minutes per game... Added 43 assists, 50 steals and 15 blocks in a total of 842 minutes... Shot 55.0 percent (93-of-163) from the field, 34.9 percent (15-of-43) from the bonus distance and 70.7 percent (53-of-75) from the line... Posted 1.56 and 1.03 steal and assist-to-turnover ratios, respectively... Reached double figure scoring in 14 games, including a season-high 18 points on two occasions: at Detroit (12/26) and at Robert Morris (2/13)... Recorded two double doubles: 13 points and 12 rebounds vs. Cleveland State (2/5) and 17 points and 12 rebounds at Milwaukee (2/20)... Hit at least four field goals in 11 contests with a single game-best of seven at Detroit (12/26)... Attempted double digit shots in three games: a season-high 13 at Milwaukee

2021-22 Parrish Game-By-Game, So. (at Oakland)

Date	Opponent	S	MP	FG	3FG	FT	R	F	TP	A	TO	S	B
N.9	at West Virginia	S	35	4-3	0-5	2-2	12	4	10	1	3	2	0
N.12	at Oklahoma State	S	32	1-3	0-2	4-5	5	1	6	2	3	2	0
N.17	Toledo	S	17	1-5	0-2	0-1	3	5	2	1	3	1	0
N.19	at Alabama	S	33	2-6	1-3	2-2	4	2	7	1	2	1	0
N.22	~vs. Vermont	S	37	1-7	1-4	0-0	7	1	3	2	1	0	1
N.23	~vs. Rice	S	38	3-9	2-4	0-0	8	2	8	3	0	2	0
N.24	~vs. Delaware	S	38	2-5	0-3	2-4	3	2	6	1	2	1	1
D.2	* at Illinois-Chicago	S	39	4-4	1-1	4-4	8	2	13	0	1	2	0
D.4	* at IUPUI	S	29	3-5	1-3	7-7	5	3	14	1	3	3	0
D.7	at Bowling Green	S	37	6-11	1-5	2-3	11	2	15	0	0	1	0
D.21	Michigan State	S	40	5-8	2-4	7-9	8	4	19	1	0	2	0
D.30	* Robert Morris												
J.1	* Youngstown State												
J.7	Ohio Christian	S	31	7-13	1-6	2-2	8	1	17	4	3	2	0
J.9	* Milwaukee	S	35	5-8	3-5	6-7	5	3	19	0	1	2	1
J.13	* at Cleveland State	S	37	4-12	2-4	1-2	6	4	11	2	2	2	0
J.15	* at Purdue Fort Wayne	S	38	2-6	2-4	2-4	5	2	8	0	0	0	0
J.20	* at Milwaukee	S	36	3-7	0-1	5-6	5	0	11	0	0	0	0
J.22	* at Green Bay	S	20	1-7	0-1	0-0	3	4	2	2	1	0	0
J.24	Michigan-Dearborn	S	24	3-7	0-3	5-6	5	0	11	4	2	4	1
J.29	* Illinois-Chicago	S	34	5-8	3-5	0-0	6	3	13	2	1	3	1
F.4	* at Northern Kentucky	S	38	6-14	4-8	4-6	4	5	20	2	2	2	1
F.5	* at Wright State	S	33	3-8	0-3	1-1	11	5	7	2	3	0	0
F.9	* at Youngstown State	S	34	2-6	2-4	3-4	4	4	9	0	5	1	0
F.11	* at Robert Morris	S	39	6-11	2-5	1-2	9	0	15	4	2	1	0
F.13	* Detroit Mercy	S	38	5-13	2-6	5-5	6	2	17	1	1	2	1
F.18	* Wright State	S	39	5-8	5-7	0-0	3	2	15	0	4	1	0
F.20	* Northern Kentucky	S	36	5-8	3-5	5-6	4	1	18	1	5	4	0
F.24	* Purdue Fort Wayne	S	32	6-14	3-8	3-4	2	0	18	0	1	4	0
F.26	* Cleveland State	S	40	6-12	3-8	5-6	8	3	20	3	3	2	0
M.1	+! IUPUI	S	38	3-13	1-10	2-2	4	3	9	3	1	4	0
M.3	+Sat Wright State	S	33	5-8	2-4	8-10	7	4	20	0	1	0	0

*Bold Red indicates season high. Bold Gold indicates career high. * - Horizon League game. + - Horizon League Tournament game (! - Rochester, Mich.; S - Dayton, Ohio). ~ - Gulf Coast Showcase (Estero, Fla.).*

Micah Parrish



MOUNTAIN WEST-RECORD 14-TIME CONFERENCE CHAMPIONS



kee (2/20), and 10 each at Detroit (12/26) and vs. Cleveland State (2/5)... Shot over 40.0 percent in 21 games, over 50.0 percent in 19, over 60.0 percent in 15 and 70.0 percent of higher in nine... Hit a season-best two 3-pointers vs. Bradley (11/27), at No. 25 Michigan (11/29) and at Milwaukee (2/19) among 12 games in which he made a three... Hoisted a trey in 14 contests with a single-game high two at Xavier (11/25), vs. Bradley (11/27), at Detroit (12/26), vs. Cleveland State (2/5), at Milwaukee (2/19) and vs. Cleveland State (3/9) in the championship game of the Horizon League tournament... Knocked down a season-best 11 free throws at Robert Morris (2/13), where he attempted a season-high 15... Nabbed multiple rebounds in 28 games with a season-high 12 coming vs. Cleveland State (2/5) and then matched at Milwaukee (2/20)... Pulled down at least five boards in 18 games and eight or more in nine contests... Best game on the offensive glass came at Milwaukee (2/20) where had 7 boards and grabbed multiple offensive rebounds 19 times... In four games: vs. Detroit (1/23), vs. Cleveland State (2/5), at Milwaukee and vs. Cleveland State (3/9) in the championship game of the Horizon League tournament, he recorded a season-best seven defensive rebounds... Had at least two assists in 11 games,

with a pair of four assist efforts as his season-best: vs. Northern Kentucky (3/8) and vs. Cleveland State (3/9) in the semifinal and championship games of the Horizon League tournament, respectively... On three occasions recorded a season-high four steals: vs. Detroit (1/23), at Robert Morris (2/13) and vs. Youngstown State (3/2) among 15 games with multiple steals... Had four games with a single-game high two blocks: vs. Wright State (1/2), Youngstown State (1/16), at Milwaukee (2/20) and vs. Cleveland State in the championship game of the Horizon League tournament... Played double digit minutes in each of his appearances, including at least 30 minutes in 14 contests and a season high 48 at Milwaukee (2/20)... Named the Horizon League Freshman of the Week on Dec. 28 after averaging 12.5 points, 6.5 rebounds, 1.5 assists and 1.5 steals in a pair of games at Detroit (12/26 & 27) where he shot 69.2 percent (9-of-13), 33.3 percent (1-of-3) from beyond the arc and knocked down 66.7 percent (6-of-9) of his shots from the line... Earned second the Horizon League Freshman of the Week honor on Feb. 15 after averaging 16.5 points, 6.5 rebounds and 2.5 steals while shooting 75.0 percent (9-of-12) from the field, 50.0 percent (1-of-2) from distance, and 73.7 percent (14-of-19) from the line in a pair

of games at Robert Morris (2/12 & 13).

High School

In 2019-20, in a post-graduate roll, he competed at Hillcrest Prep, in Phoenix, Arizona, and led the team to a 30-5 record... In a four-year career at River Rouge (Mich.) High in which his teams went a combined 94-12, including 33-2 in Michigan Metro League play, he won a pair of conference titles and led the team to the championship game of the 2019 Michigan High School Athletic Association's Division 2, according to MaxPreps.

Parrish's Career Statistics

Year	G-GS	Min.-Avg.	FG-FGA	Pct.	3P-3PA	Pct.	FT-FTA	Pct.	OR	DR	Reb	Avg.	PF-D	AT	TO	BS	ST	Pts	Avg.
2020-21*	29-27	842-29.0	93-169	.550	15-43	.349	53-75	.707	69	98	167	5.8	79-3	33	32	15	50	254	8.8
2021-22*	30-30	1030-34.3	114-259	.440	47-133	.353	88-110	.800	50	129	179	6.0	74-3	43	56	7	51	363	12.1
Total	59-57	1,872-31.7	207-428	.484	62-176	.352	141-185	.762	119	227	346	5.9	153-6	76	88	22	101	617	10.5

* - at Oakland



MOUNTAIN WEST-RECORD 14-TIME CONFERENCE CHAMPIONS

Darrion Trammell

#12



Guard
5-10 • 175
Senior - Transfer
Marin City, Calif.
Saint Ignatius High
City College of San Francisco
Seattle U

Career Highs

Points	39 vs. Abilene Christian (3-11-22)
Rebounds	8 vs. Utah Valley (1-12-22)
Assists	13 vs. Portland (12-30-20)
Field Goals	12 vs. UC San Diego (12-12-21)
Field Goals Att.	24 at Long Beach State (12-6-20)
3-Pt. Field Goals	5 at Cal Baptist (3-5-21)
	5 at Dixie State (2-6-21)
	5 at Long Beach State (12-6-20)
3-Pt. Field Goals Att.	12 at Cal Baptist (3-5-21)
Free Throws	17 vs. Abilene Christian (3-11-22)
Free Throws Att.	20 vs. Abilene Christian (3-11-22)
Steals	6 vs. UC San Diego (12-12-21)
	6 vs. McNeese State (12-1-21)
Blocked Shots	2 vs. CSUN (11-30-20)
Minutes	41 at Cal Baptist (1-17-22)

Career Numbers	20-21	21-22	Total
Games Played	23	31	54
Games Started	18	31	49
Double-Figure Scoring Games	21	28	49
Led SU in Scoring	13	13	26
Led SU in Rebounding	2	4	6
Led SU in Assists	21	27	48

Inside The Numbers

- One of two players in the nation listed as 5-10 or shorter who have scored 1,000+ points in the last two seasons (1,010 points).
- One of six players in 2021-22 who averaged 17.3 points, 5.0 assists and 3.8 rebounds in Division I and was the only player under 6-0 to reach those averages.
- According to Synergy Sports, last year his 6.9 points per game off pick and rolls were the fifth most in the nation.
- Has reached double figures in 49-of-54 games, scored 20+ points in 22 games and 30+ five times.



Darrion Trammell



MOUNTAIN WEST-RECORD 14-TIME CONFERENCE CHAMPIONS

A point guard who can both score and distribute the ball with equal ability... One of the premier pick-and-roll players in the nation.

Left Seattle U ranked No. 2 in free throw percentage (.840), No. 2 in steals average (2.3/g), No. 3 in assists average (5.1), No. 9 in steals (123) and No. 10 in scoring average (18.7 ppg) on its career lists.

As a Junior at Seattle U (2021-22 Season)

WAC Rankings: No. 1 in assists, No. 1 in assists per game, No. 1 in steals, No. 1 in steals per game, No. 2 in free throws, No. 3 in free throw attempts, No. 5 in points, No. 5 in free-throw percentage, No. 5 in points per game, No. 6 in field goal attempts, No. 6 in minutes per game, No. 7 in field goals, No. 7 in field-goal percentage, No. 8 in assist-to-turnover ratio, No. 8 in minutes, No. 9 in 3-point field goal attempts

NCAA Rankings: No. 5 in steals, No. 5 in steals per game, No. 19 in free throws, No. 33 in free throw attempts, No. 39 in assists per game, No. 45 in assists, No. 96 in points per game, No. 110 in points, No. 116 in free-throw percentage, No. 143 in field goal attempts, No. 177 in assist-to-turnover ratio, No. 199 in minutes per game, No. 287 in minutes,

No. 289 in field goals, No. 298 in field-goal percentage, No. 335 in 3-point field goal attempts. A starter in all 31 games in which he appeared... Averaged 17.4 points and 3.8 rebounds in 33.4 minutes per game... Added 157 assists, 80 steals and four blocks in 1,036 total minutes... Shot 40.2 percent (162-of-403) from the field, 34.2 percent (54-of-158) from beyond the arc, and 82.1 percent (161-of-196) from the line... Knocked down a career-high 12 field goals vs. UC San Diego (12/12) and also reached double-digit buckets, 10, vs. Abilene Christian (3/11) in the WAC tournament... In the 21 games in which he made a minimum of four field goals, the team was 15-6... In the 16 games in which he was successful on at least 40 percent for his field goals, the Redhawks were 11-5... Dropped a season-best four 3-pointers vs. St. Thomas (Minn.) (11/27) and at Cal Baptist (1/17)... The team went 11-5 in games in which he made a minimum of two 3-pointers... Hoisted 11 triples, a season-high, at Utah Valley (2/24) and in 19 games (Seattle U went 12-7) he attempted at least five... Sank a career-high 17 free throws vs. Abilene Christian (3/11) in the WAC tournament... Also had 13 and 10 free throws at Chicago State (1/6) and at Abilene Christian (1/20), respectively... In four games, went to the line at least 11 times including a season-high 20 vs. Abilene Christian (3/11) in the WAC tournament, 13 at Chicago State (1/6), 12 at Abilene Christian (1/20) and 11 vs. McNeese State (12/1)... Enjoyed two games where he attempted at least eight free

throws and was successful on each: 13-of-13 at Chicago State (1/6) and 8-of-8 vs. Utah Valley (1/12)... Established a career-high with eight rebounds vs. Utah Valley (1/12)... Grabbed at least one board in every game he played and in the 16 games in which he had at least four rebounds, the Redhawks were 12-4... In three games, vs. UNLV (12/8), at Washington (12/18) and at Cal Baptist, snatched a career-high matching two offensive rebounds... Set a single-game career-best with eight defensive boards vs. Utah Valley (1/12)... In the 15 games in which he pulled down at least four rebounds, Seattle U went 11-4... Among his career-high 157 assists posted five games with a season-best eight dimes: vs. St. Thomas (Minn.) (11/27), at Chicago State (1/6), vs. Dixie State (1/15), vs. Stephen F. Austin (1/26) and at UT Rio Grande Valley (2/16)... Finished with at least one assist in every appearance and had multiple assists in 30 games... Set a career-high with six steals vs. McNeese State (12/1) and then equaled it vs. UC San Diego (12/12)... In the 11 games in which he had at least four steals, Seattle U went 8-3... Had single blocks at Washington State (11/12), vs. McNeese State (12/1), vs. Sam Houston State (1/29) and vs. Chicago State (3/5)... Reached double digit minutes in each of his appearances, played 30 or more minutes in 24 games, including a career-high 41 at Cal Baptist (1/17).

Honors & Awards

2021-22

First-Team NABC All-District 6
First-Team Western Athletic Conference
Western Athletic Conference All-Defensive Team
Western Athletic Conference All-Tournament Team

2020-21

First-Team NABC All-District 6
First-Team Western Athletic Conference
Western Athletic Conference All-Newcomer Team
Western Athletic Conference All-Tournament Team
Two-Time Western Athletic Conference Player of the Week

As a Sophomore at Seattle U (2020-21 Season)

WAC Rankings: No. 1 in points, No. 1 in points per game, No. 1 in field goal attempts, No. 1 in field goals, No. 1 in steals, No. 1 in steals per game, No. 1 in 3-point field goals, No. 1 in 3-point field goal attempts, No. 1 in free throw attempts, No. 1 in free throws, No. 1 in free-throw percentage, No. 1 in minutes, No. 2 in assists, No. 2 in assists per game, No. 2 in 3-point field goals per game, No. 2 in minutes per game, No. 3 in assist-to-turnover

2021-22 Trammell Game-By-Game, Jr.

Date	Opponent	S	MP	FG	3FG	FT	R	F	TP	A	TO	S	B
N.10	Alcorn State	S	37	4-12	1-4	8-8	2	3	17	7	4	1	0
N.12	at Washington State	S	29	3-13	1-3	4-5	1	5	11	7	2	2	1
N.14	Idaho State	S	29	3-6	1-2	0-0	4	3	7	4	4	1	0
N.18	Morgan State	S	26	4-7	2-2	6-6	4	0	16	6	5	4	0
N.22	vs. Arkansas Pine Bluff	S	34	4-13	1-4	3-4	7	3	12	5	7	2	0
N.23	vs. Pacific Lutheran	S	21	5-10	2-5	0-1	1	2	12	4	1	2	0
N.27	St. Thomas (Minn.)	S	35	5-12	4-9	4-5	5	3	18	8	0	1	0
D.1	McNeese State	S	35	1-7	1-5	7-11	2	3	10	5	2	6	1
D.5	VMI	S	37	8-20	1-6	1-4	5	0	18	6	2	3	0
D.8	at UNLV	S	34	3-12	0-5	0-3	3	2	6	6	3	3	0
D.12	UC San Diego	S	33	12-20	3-6	2-2	5	1	29	1	2	6	0
D.18	at Washington	S	36	7-17	0-3	4-5	2	3	18	5	4	4	0
D.22	Northwest	DNP											
J.6	*at Chicago State	S	39	8-18	3-6	13-13	3	3	32	8	1	5	0
J.12	*Utah Valley	S	34	5-13	2-5	8-8	8	2	20	7	3	1	0
J.15	*Dixie State	S	35	4-8	1-4	4-4	5	2	13	8	4	4	0
J.17	*at Cal Baptist	S	41	8-16	4-6	5-7	6	4	25	7	5	2	0
J.20	*at Abilene Christian	S	35	2-9	0-5	10-12	6	2	14	5	4	4	0
J.22	*at Tarleton State	S	29	2-7	1-3	8-8	1	4	13	5	7	2	0
J.26	*Stephen F. Austin	S	35	3-10	0-2	4-5	4	1	10	8	4	2	0
J.29	*Sam Houston	S	36	5-17	3-8	7-8	2	2	20	5	0	1	1
F.3	*at Grand Canyon	S	37	8-16	3-5	4-5	4	4	23	2	5	1	0
F.5	*at New Mexico State	S	36	8-16	3-8	7-8	5	1	26	3	3	2	0
F.10	*Texas-Rio Grande Valley	S	30	3-8	1-5	1-1	3	4	8	2	3	0	0
F.12	*Lamar	S	24	3-10	1-6	3-4	6	0	10	6	3	4	0
F.16	*at Texas-Rio Grande Valley	S	22	7-9	3-4	2-3	1	0	19	8	1	2	0
F.19	*Cal Baptist	S	37	7-17	3-6	5-6	3	1	22	2	2	1	0
F.21	*New Mexico State	S	37	7-18	2-7	7-9	3	2	24	3	2	4	0
F.24	*at Utah Valley	S	36	3-19	2-11	3-6	2	2	11	3	1	4	0
F.26	*at Dixie State	S	40	5-14	0-4	6-6	4	0	16	7	3	4	0
M.5	*Chicago State	S	35	5-8	2-2	8-9	3	4	20	2	2	1	1
M.11	+vs. Abilene Christian	S	32	10-21	2-7	17-20	7	4	39	2	2	1	0

Bold Red indicates season high. **Bold Gold** indicates career high. * - Western Athletic Conference game. + - Western Athletic Conference Tournament game (Las Vegas, Nevada).



Darrion Trammell



MOUNTAIN WEST-RECORD 14-TIME CONFERENCE CHAMPIONS

2020-21 Trammell Game-By-Game, So.

Date	Opponent	S	MP	FG	3FG	FT	R	F	P	A	TO	S	B
N.25	~at Portland		34	6-13	3-6	2-2	5	4	17	9	3	2	0
N.27	~vs. William Jessup		28	4-12	2-4	3-5	7	2	19	4	2	2	0
N.29	*vs. Air Force		29	4-10	1-4	3-4	2	0	12	5	0	1	0
N.30	*vs. CSUN		35	8-17	1-5	8-9	2	3	25	5	5	0	2
D.3	at UCLA		35	3-14	0-4	2-3	2	2	8	4	2	4	0
D.6	at Long Beach State	S	39	10-24	5-10	7-8	7	2	32	7	3	2	1
D.9	at Washington	S	32	4-12	1-2	0-0	4	1	9	1	3	3	0
D.13	Northwest University	S	34	6-1	0-3	3-3	4	2	15	6	1	1	0
D.17	College of Idaho	S	35	3-7	1-4	9-9	3	2	16	6	3	0	0
D.22	at California	S	37	7-15	1-4	0-0	5	3	15	8	4	3	0
D.30	Portland	S	39	9-19	1-4	6-8	3	3	25	13	2	1	1
J.9	Saint Martin's	S	34	4-8	1-5	8-8	3	1	17	7	2	3	0
J.15	*Utah Valley	S	34	7-22	3-5	9-10	7	5	26	4	3	5	0
F.5	*at Dixie State	S	38	10-22	3-6	7-9	5	2	30	6	7	2	0
E.6	*at Dixie State	S	39	11-20	5-8	3-4	2	4	30	1	8	3	1
F.12	*New Mexico State	S	36	9-15	2-4	2-2	2	3	22	5	2	1	0
F.13	*New Mexico State	S	38	4-16	2-7	6-9	3	2	16	3	6	1	0
F.26	*Grand Canyon	S	38	3-13	1-4	10-11	5	1	17	7	3	1	0
E.27	*Grand Canyon	S	38	7-18	3-6	11-11	4	5	28	5	4	1	0
M.5	*at Cal Baptist	S	40	8-19	5-12	7-9	3	4	28	4	4	3	0
M.6	*at Cal Baptist	S	38	5-18	1-10	15-15	4	4	26	6	4	4	1
M.11	+vs. Cal Baptist	S	37	8-19	3-9	7-8	3	2	26	4	5	1	0
M.12	+vs. Grand Canyon	S	33	5-15	1-6	1-2	2	0	12	3	3	1	0

Bold Red indicates season high. **Bold Gold** indicates career high. * - Western Athletic Conference game. + - Western Athletic Conference tournament game (Las Vegas, Nevada). ~ - at Chiles Center (Las Vegas, Nev.). # - at T-Mobile Arena (Las Vegas, Nev.).

(2/5), 22 vs. Utah Valley (1/15) and a season-high 24 at Long Beach State (12/6)... Shot at least 40.0 percent from the floor in 15 games, including five games above 50.0 percent and a season-best 60.0 percent (9-of-15) vs. New Mexico State (2/12)... Led the team with 46 threes, including a team-high five threes at Long Beach State (12/6), at Dixie State (2/6) and at Cal Baptist (3/5)... Produced three games with double digit 3-point field goal attempts: 12 at Cal Baptist (3/5) and 10 the next day vs. Cal Baptist (3/6) and 10 at Long Beach State (12/6) and never failed to attempt at least two treys in a game... Knocked down 15-of-15 free throws at Cal Baptist (3/6), a season-best and one of four games in which he went to the line at least eight times and made every attempts (also: 11-of-11 vs. Grand Canyon (2/27), 9-of-9 vs. College of Idaho (12/17) and 8-of-8 vs. Saint Mary's (1/9)... Reached a season-best seven rebounds in three contests: vs. William Jessup (11/27), at Long Beach State (12/6) and vs. Utah Valley (1/15), and grabbed at least two boards in each game... Snatched a season-high two offensive boards at Long Beach State (12/6), at Washington (12/9), vs. Utah Valley (1/15) and vs. Grand Canyon (3/12) in the second round of the WAC tournament... Top defensive rebounding game was vs. William Jessup (11/27) when he pulled down seven boards... Pulled at least one rebounds off the defensive glass in 22-of-23 games and had multiple defensive boards in 21 contests... Dropped multiple dimes

in 21 contests, including five or more in 14 games and a season-high 13 vs. Portland (12/30)... Also had nine assists at Portland (11/25) and eight at California (12/22)... Picked opponents pockets a season-high five times vs. Utah Valley (1/15) among 12 games with at least two steals... Blocked a shot in five games, including a single-game best two vs. CSUN (11/30)... Played a season-high 40 minutes vs. Cal Baptist (3/5) and failed to reach at least 30 minutes played in a game only twice: vs. William Jessup (28 minutes on 11/27) and vs. Air Force (29 minutes on 11/29).

As a Freshman at City College of San Francisco (2019-20 Season)

According to the CCAA, appeared in 29 of the team's 30 contests earning 17 starts... Averaged 10.3 points, 4.4 steals, 4.1 assists and 3.3 rebounds per outing... Ranked No. 2 in the state in steals... Led the team, which averaged more than 100 points per game, to a 30-0 record.

High School

Graduated from Saint Ignatius High School in San Francisco... Was honored following his junior and senior campaigns as a first-team All-West Catholic Athletic League performer and was an honorable mention designee following high sophomore campaign.

ratio, No. 6 in field goal percentage
NCAA Rankings: No. 17 in free throws, No. 19 in points per game, No. 33 in assists per game, No. 34 in free throw attempts, No. 36 in free-throw percentage, No. 38 in steals per game, No. 43 in points, No. 47 in assists, No. 47 in minutes per game, No. 51 in steals, No. 56 in field goal attempts, No. 115 in field goals, No. 206 in assist-to-turnover ratio, No. 214 in 3-point field goal attempts, No. 219 in 3-point field goals per game, No. 249 in minutes, No. 256 in 3-point field goals, No. 284 in field goal percentage
 Competed in all 23 contests earning 18 starts... Averaged 20.5 points and 3.8 rebounds in 35.7 minutes per game... Added 123 assists, 45 steals and six blocked shots in a total of 820 minutes of floor time... Went 148-of-359 (41.2 percent) from the field, 46-of-132 (34.8 percent) from the bonus distance, and 129-of-149 (86.6 percent) from the line... Reached double figure scoring in 21 contests, scored 20 or more points on 11 occasions, 30 or more in three games, including a season-best 32 at Long Beach State (12/6)... Led the team in scoring on 12 occasions and the Redhawks... First major college double double came vs. Portland (12/30) with 25 points and 13 assists... Posted back-to-back 30 point games at Dixie State (2/5 & 2/6)... Made at least three buckets in every contest, led by a single-game best 11 field goals at Dixie State (2/6) and also knocked down 10 baskets at Long Beach State (12/6) and at Dixie State (2/5), marking the sixth time since the start of the 2008-09 season that a Redhawk made 10 or more buckets in back-to-back games... Attempted double

digit shots in 21-of-23 games, including 20 or more shots at Dixie State (20 on 2/6), 22 at Dixie State



Trammell's Career Statistics

Year	G-GS	Min.-Avg.	FG-FGA	Pct.	3P-3PA	Pct.	FT-FTA	Pct.	OR	DR	Reb	Avg.	PF-D	AT	TO	BS	ST	Pts	Avg.
2020-21*	23-18	820-35.7	148-359	.412	46-132	.348	129-149	.866	14	73	87	3.2	57-2	123	79	6	45	471	20.5
2021-22*	31-31	1036-33.4	162-403	.402	54-158	.342	161-196	.821	15	102	117	3.3	70-1	157	91	4	80	539	17.4
Total	54-49	1,856-34.4	310-762	.407	100-290	.345	290-345	.841	29	175	204	3.2	127-3	280	170	10	125	1,010	18.7

* - at Seattle U

#11



Demarshay Johnson Jr.

Forward • 6-10 • 235

Redshirt Freshman • High School

Oakland, Calif.

Salesian College Prep

A big who can get up and down the court, score out to 15 feet and is developing his defensive game.

High School

A graduate of Salesian College Prep in Richmond, Calif. ... A three-star recruit according to Rivals and 247Sports, who also had him rated as the No. 27 center in the nation... In four seasons, he helped his team to a 101-12 record, including a 37-0 mark in Tri-County Athletic League (TCAL) play... The program won three TCAL championships and back-to-back (2017-18 & 2018-19) CIF North Coast Section Division III titles... As a sophomore earned honorable mention All-TCAL distinction as Salesian went 31-1, including 10-0 in league play... As a junior (2019-20) Salesian posted a 25-7 record, were TCAL champions with a 10-0 mark, and reached the semifinals of the CIF North Coast Section Open Division playoffs... In each of his first three years, Salesian finished the season nationally ranked No. 16 (2017-18), No. 14 (2018-19) and No. 31 (2019-20) according to Maxpreps.com.

Personal

Selected San Diego State among offers from UNLV, Pepperdine, and Cal Poly among others.



#21



Miles Byrd

Guard • 6-7 • 175

Freshman • High School

Stockton, Calif.

Lincoln High

High basketball IQ, who can play from the 1-to-3, score from all levels and a big time passer.

High School

A 2022 graduate of Lincoln High School in Stockton, Calif. ... A four-star prospect according to 247 Sports who was rated, at the time of his signing, the No. 89 recruit nationally, the No. 20 shooting guard and No. 10 overall in California... In three varsity seasons, according to MaxPreps, his teams went a combined 58-11, including 26-4 in Tri-City Athletic League (TCAL) action and, as a senior, won the TCAL title for the first time since 2018 and won its first playoff game since 2013... He led the program to the state playoffs for the first time since 1982... As a senior was a McDonald's All-American nominee, named first team All-Northern California by MaxPreps, first-team all-state by CalHSsports and the SacHSports Winter Player of the Year, TCAL co-Most Valuable Player of the Year... In the classroom, earned inclusion on the West team of the All-Academic All-America Game as a senior and was an honor roll designee in six of his eight high school semesters... In his senior campaign he averaged 17.2 points, 5.2 rebounds, 3.3 assists, 2.8 steals and 1.2 blocks according to MaxPreps... In a shortened junior campaign, due to COVID, he averaged 16.8 points, 6.8 rebounds 3.5 assists, 3.5 steals and 2.2 blocks... Chose San Diego State over the likes of Villanova, Washington, Minnesota, Saint Mary's, and Colorado State among others.



Aztec Players



MOUNTAIN WEST-RECORD 14-TIME CONFERENCE CHAMPIONS

#25

A multi-level scorer who can run the floor... Is physically ready for the rigors Division I basketball & has a high basketball IQ.

High School

A 2022 graduate of Sunnyslope High School in Phoenix, Ariz... A four-star rated recruit, 1,000 points scorer and McDonald's All-American nominee... A three-year letter winner at Sunnyslope after attending Rancho Solano High as a freshman... As both a junior and senior, earned back-to-back Conference 6A Player of the Year, 6A Southwest Section Player of the Year, and Arizona Republic All-Arizona Team honors... Won the state champion as a junior after guiding the Viking to a 21-1 overall record and averaging 15.7 points, 6.5 rebounds and 2.0 assists... In three seasons at Sunnyslope his teams posted a 69-10 mark, including 23-3 in league play, and in his final two seasons he was 46-4 and 14-0 in Conference 6A play... As a senior averaged 22.3 points, 8.4 rebounds, and 2.4 assists while leading his team to the state tournament's quarterfinal round.

Personal

Plans to major in criminal justice... The son of Andrea and Yaki Saunders... Father played basketball at Arkansas State... Chose San Diego State over Notre Dame, Miami, Virginia Tech and South Carolina, among others.



Elijah Saunders

Forward • 6-8 • 240

Freshman • High School

Phoenix, Ariz.

Sunnyslope High



#10

A superior shooter, who is fearless attacking the rim and has high character traits.

High School

A 2020 graduate of Orr Academy in Chicago, Ill.. As a senior at Orr was an all-city performer and a second-team All-Illinois designee... Set the single-season program record with 87 three-pointers... Made a personal best eight treys while averaging 19.1 points and 4.0 assists per game.

Personal

Plans to major in marketing... The son of Mitch Lawin, who played basketball at the University of Minnesota... Chose San Diego State over Iowa State, DePaul & Murray State among others.



Cam Lawin

Guard • 6-3 • 175

Freshman • High School

Chicago, Ill.

Orr Academy



AZTEC BASKETBALL MEDIA GUIDE

2021-22 Review



MOUNTAIN WEST-RECORD 14-TIME CONFERENCE CHAMPIONS



Inside:

Results	84
Game-by-Game Statistics	88
Miscellaneous Statistics	94
Box Scores and Recaps	95
Mountain West Statistics	107

2021-22 Statistics



MOUNTAIN WEST-RECORD 14-TIME CONFERENCE CHAMPIONS

Game-By-Game Results

Record: 23-9 (Home: 14-1, Away: 5-5, Neutral: 4-3)
Mountain West: 13-4 (Home: 8-1, Away: 5-3)

Date	SDSU NR	Opponent	SDSU Result	W-L	Record	MW	San Diego State High Scorer	Rebounder	Assists	Attendance
Nov. 9	rv/--	UC RIVERSIDE	W 66-53	W1	1-0		Bradley - 23	Mensah - 10	Mensah - 2	11,729
Nov. 12	rv/--	at (rv/--) Brigham Young	L 60-66	L1	1-1		Mensah - 18	Mensah - 8	Pulliam - 4	16,470
Nov. 18		ARIZONA STATE	W 65-63	W1	2-1		Butler - 14	Mensah - 9	Pulliam - 4	12,414 (c)
Nov. 22		TEXAS ARLINGTON	W 68-62	W2	3-1		Bradley - 15	Johnson - 7	Johnson, Bradley, Butler - 3	11,903
Nov. 25		#vs. Georgetown	W 73-56	W3	4-1		Bradley - 18	Bradley - 7	Pulliam - 8	1,402
Nov. 26		#vs. (24/25) Southern California	L 43-58	L1	4-2		Pulliam - 11	Mensah - 7	Bradley - 2	2,890
Nov. 30		LONG BEACH STATE	W 72-47	W1	5-2		Pulliam - 16	Mensah - 11	Pulliam - 5	11,917
Dec. 4		at (24/24) Michigan (D)	L 58-72	L1	5-3		Bradley - 22	Johnson - 7	Bradley, Pulliam - 2	12,523
Dec. 8		CAL STATE FULLERTON	W 66-56	W1	6-3		Bradley - 22	Mensah - 9	Bradley, Johnson, Pulliam - 3	11,823
Dec. 17		^vs. (/--) Saint Mary's	W 63-53	W2	7-3		Pulliam - 15	Mensah - 13	Pulliam - 6	1,500
Dec. 22		UC SAN DIEGO	W 78-57	W3	8-3		Mensah - 19	Mensah - 9	Pulliam - 7	10,912
Dec. 28		SAN DIEGO CHRISTIAN	Canceled - due to COVID-19-related concerns within the San Diego Christian men's basketball program							
Jan. 1		*at UNLV (D)	W 62-55	W4	9-3	1-0	Bradley - 17	Johnson - 11	Seiko - 3	5,082
Jan. 8		*{20/19} COLORADO STATE	W 79-49	W5	10-3	2-0	Bradley - 26	Arop - 8	Pulliam - 4	10,323
Jan. 15	rv/--	*at New Mexico	Postponed - due to COVID-19-related concerns within the San Diego State men's basketball program							
Jan. 22	rv/rv	*{--/rv} BOISE STATE (:29.8)	L 37-42	L1	10-4	2-1	Butler, Mensah - 10	Mensah - 9	Butler - 3	11,357
Jan. 24		*UNLV	W 80-55	W1	11-4	3-1	Bradley - 27	Johnson - 7	Bradley - 4	10,528
Jan. 26		*at Utah State	L 57-75	L1	11-5	3-2	Bradley - 19	Bradley - 6	Bradley - 5	7,312
Jan. 31		*NEW MEXICO	W 72-47	W1	12-5	4-2	Bradley, Johnson - 14	Johnson - 10	Pulliam - 6	10,951
Feb. 4		*at (rv/rv) Colorado State (:06.8)	L 57-58	L1	12-6	4-3	Bradley - 27	Arop - 8	Pulliam - 3	8,083 (c)
Feb. 6		*NEVADA (D)	W 65-63	W1	13-6	5-3	Bradley - 26	Bradley - 7	Bradley, Pulliam - 3	10,330
Feb. 9		*at San Jose State	W 72-62	W2	14-6	6-3	Bradley - 28	Tomaic - 8	Butler, Pulliam - 3	2,541
Feb. 12		*AIR FORCE (D)	W 76-64	W3	15-6	7-3	Mensah - 14	Mensah - 6	Bradley - 5	10,784
Feb. 15		*UTAH STATE	W 75-56	W4	16-6	8-3	Bradley - 22	Mensah - 8	Bradley - 5	10,516
Feb. 19		*at Fresno State	W 61-44	W5	17-6	9-3	Baker-Mazara - 20	Bradley - 7	Pulliam - 8	7,261
Feb. 22	rv/rv	*at (rv/rv) Boise State (:01.7)	L 57-58	L1	17-7	9-4	Mensah - 13	Mensah - 11	Bradley - 5	9,193
Feb. 25	rv/rv	*SAN JOSE STATE	W 77-52	W1	18-7	10-4	Baker-Mazara - 16	Mensah - 13	Bradley, Johnson - 3	12,071
Feb. 28	rv/rv	*at (--/rv) Wyoming	W 73-66	W2	19-7	11-4	Bradley - 30	Mensah - 9	Bradley - 4	5,438
March 3	rv/rv	*Fresno State	W-2ot 65-64	W3	20-7	12-4	Bradley - 26	Bradley - 10	Pulliam - 4	12,414 (c)
March 5	rv/rv	*at Nevada	W 79-78	W4	21-7	13-4	Bradley - 24	Bradley, Johnson, Tomaic - 6	Pulliam - 4	8,173
March 10	rv/rv	+{6} Fresno State - MW Quarterfinal	W 53-46	W5	22-7		Baker-Mazara, Seiko - 11	Bradley, Mensah - 6	Butler - 4	8,760
March 11	rv/rv	+{2} (23/24) Colorado State - MW Semi's	W 63-58	W6	23-7		Pulliam - 11	Bradley, Mensah, Seiko - 6	Pulliam - 6	9,910
March 12	rv/rv	+{1} (rv/rv) Boise State - MW Champ	L 52-53	L1	23-8		Bradley - 17	Mensah - 10	Pulliam - 3	9,096
March 17	rv/rv	{9} (rv/rv) Creighton - NCAA	L-at 69-72	L2	23-9		Bradley - 16	Bradley - 8	Bradley, Pulliam - 3	10,560

Caps denotes home game. # - Paycom Wooden Legacy (Anaheim, Calif.). ^ - Footprint Center (Phoenix, Ariz.). * - Mountain West Game. + - Mountain West Men's Basketball Championship (Thomas & Mack Center; Las Vegas, Nevada). S - NCAA Tournament (Dickies Arena; Fort Worth, Texas), SDSU NR - San Diego State national ranking (Associated Press and USA Today coaches polls at game time). Time to the right of opponent name indicates time remaining on a game-winning shot. D - Indicates game played during the afternoon.

Attendance

	G	W-L	Total	Average	High
Home	15	14-1	169,972	11,331	12,414 vs. Fresno State (March 3), vs. Arizona State (Nov. 18)
Mountain West	9	8-1	99,274	11,030	12,414 vs. Fresno State (March 3)
Away	10	5-5	82,076	8,207	16,470 at Brigham Young (Nov. 12)
Mountain West	8	5-3	53,083	6,635	9,193 at Boise State (Feb. 22)
Neutral	7	4-3	44,118	6,303	10,560 vs. Creighton (March 17)
Total	32	23-9	296,166	9,255	16,470 at Brigham Young (Nov. 12)
Mountain West	17	13-4	152,375	8,962	12,414 vs. Fresno State (March 3)

2021-22 Statistics



MOUNTAIN WEST-RECORD 14-TIME CONFERENCE CHAMPIONS

Individual Statistics - All Games: 23-9 (Home: 14-1, Away: 5-5, Neutral: 4-3)

No.	Player	GP	GS	Min	Avg	TOTAL			3-PTS			REBOUNDS			PF	FO	A	TO	Blk	Stl	Pts	Avg						
						FG	FGA	Pct	3FG	FGA	Pct	FT	FTA	Pct									Off	Def	Tot	Avg		
3	BRADLEY, Matt	32	32	1011	31.6	186	425	.438	57	142	.401	113	145	.779	28	146	174	5.4	74	0	85	85	7	33	542	16.9		
4	PULLIAM, Trey	31	31	957	30.9	102	258	.395	21	63	.333	44	65	.677	6	72	78	2.5	78	0	106	68	4	34	269	8.7		
0	JOHNSON, Keshad	32	32	762	23.8	88	159	.553	6	33	.182	47	73	.644	43	101	144	4.5	39	0	32	37	20	21	229	7.2		
31	MENSAH, Nathan	32	32	791	24.7	92	191	.482	1	4	.250	40	75	.533	76	145	221	6.9	89	4	20	40	71	27	225	7.0		
20	BAKER-MAZARA, Chad	31	0	397	12.8	66	157	.420	22	56	.393	44	49	.898	9	54	63	2.0	45	0	18	23	14	21	198	6.4		
5	BUTLER, Lamont	27	25	686	25.4	70	179	.391	23	70	.329	34	44	.773	11	46	57	2.1	67	1	57	53	4	46	197	7.3		
2	SEIKO, Adam	29	7	681	23.5	50	121	.413	38	94	.404	15	22	.682	7	50	57	2.0	29	0	27	24	0	15	153	5.3		
23	TOMAIĆ, Joshua	31	0	384	12.4	31	67	.463	11	28	.393	16	22	.727	22	39	61	2.0	45	1	12	25	12	7	89	2.9		
33	AROP, Aguek	25	0	375	15.0	37	81	.457	3	9	.333	11	25	.440	39	43	82	3.3	36	0	13	21	7	25	88	3.5		
22	DIABATE, Tahirou	25	0	204	8.2	19	51	.373	0	2	.000	12	24	.500	19	36	55	2.2	39	0	2	9	12	2	50	2.0		
10	DINWIDDIE JR., Keith	16	1	179	11.2	16	56	.286	10	37	.270	3	4	.750	0	15	15	0.9	15	0	7	7	0	4	45	2.8		
21	BARNETT, Jared	8	0	18	2.3	2	4	.500	0	0	.000	0	0	.000	1	1	2	0.3	0	0	1	1	0	1	4	0.5		
14	ALGER, Cade	7	0	15	2.1	2	8	.250	0	3	.000	0	0	.000	0	2	2	0.3	1	0	0	1	1	2	4	0.6		
24	BROUGHTON, Tyler	5	0	8	1.6	0	0	.000	0	0	.000	0	0	.000	3	1	4	0.8	0	0	1	1	0	1	0	0.0		
42	BROUGHTON, Triston	4	0	7	1.8	0	4	.000	0	1	.000	0	0	.000	0	1	1	0.3	2	0	1	0	0	0	0	0.0		
TEAM														51	54	105	3.3	0					14					0
SAN DIEGO STATE		32				761	1761	.432	192	542	.354	379	548	.692	315	806	1121	35.0	559	6	382	409	152	239	2093	65.4		
OPPONENTS		32				654	1702	.384	193	643	.300	359	528	.680	303	753	1056	33.0	543	10	336	463	97	187	1860	58.1		

SCORE BY PERIODS:	1st	2nd	OT	2OT	Total
SAN DIEGO STATE	1,022	1,053	13	5	-2,093
OPPONENTS	886	954	16	4	-1,860

Individual Statistics - Mountain West Games: 13-4 (Home: 8-1, Away: 5-3)

No.	Player	GP	GS	Min	Avg	TOTAL			3-PTS			REBOUNDS			PF	FO	A	TO	Blk	Stl	Pts	Avg						
						FG	FGA	Pct	3FG	FGA	Pct	FT	FTA	Pct									Off	Def	Tot	Avg		
3	BRADLEY, Matt	17	17	551	32.4	113	240	.471	42	87	.483	67	84	.798	12	85	97	5.7	34	0	48	40	4	20	335	19.7		
0	JOHNSON, Keshad	17	17	444	26.1	55	96	.573	5	18	.278	32	44	.727	26	61	87	5.1	19	0	13	22	11	12	147	8.6		
20	BAKER-MAZARA, Chad	16	0	227	14.2	43	91	.473	16	37	.432	24	27	.889	5	29	34	2.1	28	0	11	15	8	15	126	7.9		
31	MENSAH, Nathan	17	17	412	24.2	47	103	.456	0	1	.000	21	35	.600	36	70	106	6.2	50	2	10	16	33	16	115	6.8		
4	PULLIAM, Trey	16	16	457	28.6	41	112	.366	8	29	.276	21	29	.724	3	33	36	2.3	39	0	49	33	1	13	111	6.9		
5	BUTLER, Lamont	16	16	426	26.6	38	112	.339	11	42	.262	10	13	.769	9	26	35	2.2	40	0	34	30	3	29	97	6.1		
2	SEIKO, Adam	16	1	356	22.3	24	58	.414	18	45	.400	6	9	.667	2	26	28	1.8	18	0	15	18	0	7	72	4.5		
23	TOMAIĆ, Joshua	16	0	174	10.9	19	35	.543	4	9	.444	10	11	.909	11	26	37	2.3	27	1	6	15	5	4	52	3.3		
33	AROP, Aguek	13	0	193	14.8	16	35	.457	0	3	.000	9	18	.500	20	27	47	3.6	18	0	9	9	6	12	41	3.2		
22	DIABATE, Tahirou	15	0	134	8.9	12	31	.387	0	1	.000	9	18	.500	14	25	39	2.6	30	0	1	7	8	2	33	2.2		
10	DINWIDDIE JR., Keith	5	1	44	8.8	2	14	.143	2	10	.200	1	2	.500	0	5	5	1.0	3	0	3	0	0	0	7	1.4		
21	BARNETT, Jared	5	0	12	2.4	2	2	1.000	0	0	.000	0	0	.000	1	1	2	0.4	0	0	1	1	0	1	4	0.8		
14	ALGER, Cade	4	0	10	2.5	2	5	.400	0	1	.000	0	0	.000	0	2	2	0.5	0	0	0	0	1	0	4	1.0		
24	BROUGHTON, Tyler	3	0	5	1.7	0	0	.000	0	0	.000	0	0	.000	1	1	2	0.7	0	0	1	0	0	1	0	0.0		
42	BROUGHTON, Triston	3	0	5	1.7	0	3	.000	0	1	.000	0	0	.000	0	1	1	0.3	1	0	1	0	0	0	0	0.0		
TEAM														21	23	44	2.6	0					8					0
SAN DIEGO STATE		17				414	937	.442	106	284	.373	210	290	.724	161	441	602	35.4	307	3	202	214	80	132	1144	67.3		
OPPONENTS		17				331	886	.374	114	361	.316	212	295	.719	149	393	542	31.9	279	4	180	248	54	98	988	58.1		

SCORE BY PERIODS:	1st	2nd	OT	2OT	Total
SAN DIEGO STATE	549	584	6	5	-1,144
OPPONENTS	471	507	6	4	-988

INTRODUCTION

COACHES & STAFF

PLAYERS

2021-22 REVIEW

RECORDS

HISTORY

UNIVERSITY

AZTEC BASKETBALL MEDIA GUIDE

2021-22 Statistics



MOUNTAIN WEST-RECORD 14-TIME CONFERENCE CHAMPIONS

Individual Statistics - Home Games: 14-1

No.	Player	GP	GS	Min	Avg	TOTAL			3-PTS			FT			REBOUNDS				PF	FO	A	TO	Blk	Stl	Pts	Avg	
						FG	FGA	Pct	3FG	FGA	Pct	FT	FTA	Pct	Off	Def	Tot	Avg									
3	BRADLEY, Matt	15	15	47.4	31.6	94	195	.482	32	69	.464	53	67	.791	11	68	79	5.3	31	0	43	37	3	17	273	18.2	
0	JOHNSON, Keshad	15	15	36.2	24.1	48	79	.608	1	9	.111	31	41	.756	21	48	69	4.6	24	0	24	18	11	10	128	8.5	
4	PULLIAM, Trey	15	15	44.0	29.3	46	112	.411	11	27	.407	24	34	.706	1	38	39	2.6	37	0	49	31	2	16	127	8.5	
31	MENSAH, Nathan	15	15	37.9	25.3	47	91	.516	1	2	.500	17	31	.548	31	76	107	7.1	35	1	14	24	29	14	112	7.5	
5	BUTLER, Lamont	13	12	33.3	25.6	32	89	.360	9	35	.257	22	28	.786	4	24	28	2.2	30	0	33	29	3	28	95	7.3	
20	BAKER-MAZARA, Chad	14	0	18.8	13.4	29	75	.387	9	29	.310	20	22	.909	4	25	29	2.1	17	0	13	9	8	14	87	6.2	
2	SEIKO, Adam	13	3	30.8	23.7	23	58	.397	18	44	.409	5	7	.714	3	20	23	1.8	11	0	12	10	0	7	69	5.3	
23	TOMAIC, Joshua	14	0	19.7	14.1	17	35	.486	5	14	.357	12	17	.706	13	19	32	2.3	14	0	7	12	9	4	51	3.6	
33	AROP, Aguek	10	0	12.3	12.3	11	22	.500	1	5	.200	9	16	.563	15	11	26	2.6	12	0	9	8	3	7	32	3.2	
22	DIABATE, Tahirou	12	0	11.1	9.3	10	24	.417	0	1	.000	11	20	.550	11	21	32	2.7	24	0	0	4	10	1	31	2.6	
10	DINWIDDIE JR., Keith	10	0	9.1	9.1	10	27	.370	6	19	.316	2	2	1.000	0	9	9	0.9	7	0	3	4	0	2	28	2.8	
21	BARNETT, Jared	6	0	1.5	2.5	2	3	.667	0	0	.000	0	0	.000	1	1	2	0.3	0	0	1	0	0	1	4	0.7	
14	ALGER, Cade	6	0	1.4	2.3	2	8	.250	0	3	.000	0	0	.000	0	2	2	0.3	1	0	0	1	1	1	4	0.7	
24	BROUGHTON, Tyler	5	0	8	1.6	0	0	.000	0	0	.000	0	0	.000	3	1	4	0.8	0	0	1	1	0	1	0	0.0	
42	BROUGHTON, Triston	4	0	7	1.8	0	4	.000	0	1	.000	0	0	.000	0	1	1	0.3	2	0	1	0	0	0	0	0.0	
TEAM																											
SAN DIEGO STATE		15					371	822	.451	93	258	.360	206	285	.723	139	388	527	35.1	245	1	210	190	79	123	1041	69.4
OPPONENTS		15					293	792	.370	84	298	.282	160	222	.721	125	331	456	30.4	268	5	151	236	42	89	830	55.3

SCORE BY PERIODS:	1st	2nd	OT	2OT	Total
SAN DIEGO STATE	518	512	6	5	-1,041
OPPONENTS	403	417	6	4	-830

Individual Statistics - Road/Neutral Games: 9-8 (Road: 5-5, Neutral: 4-3)

No.	Player	GP	GS	Min	Avg	TOTAL			3-PTS			FT			REBOUNDS				PF	FO	A	TO	Blk	Stl	Pts	Avg	
						FG	FGA	Pct	3FG	FGA	Pct	FT	FTA	Pct	Off	Def	Tot	Avg									
3	BRADLEY, Matt	17	17	53.7	31.6	92	230	.400	25	73	.342	60	78	.769	17	78	95	5.6	43	0	42	48	4	16	269	15.8	
4	PULLIAM, Trey	16	16	51.7	32.3	56	146	.384	10	36	.278	20	31	.645	5	34	39	2.4	41	0	57	37	2	18	142	8.9	
31	MENSAH, Nathan	17	17	41.2	24.2	45	100	.450	0	2	.000	23	44	.523	45	69	114	6.7	54	3	6	16	42	13	113	6.6	
20	BAKER-MAZARA, Chad	17	0	20.9	12.3	37	82	.451	13	27	.481	24	27	.889	5	29	34	2.0	28	0	5	14	6	7	111	6.5	
5	BUTLER, Lamont	14	13	35.3	25.2	38	90	.422	14	35	.400	12	16	.750	7	22	29	2.1	37	1	24	24	1	18	102	7.3	
0	JOHNSON, Keshad	17	17	40.0	23.5	40	80	.500	5	24	.208	16	32	.500	22	53	75	4.4	15	0	8	19	9	11	101	5.9	
2	SEIKO, Adam	16	4	37.3	23.3	27	63	.429	20	50	.400	10	15	.667	4	30	34	2.1	18	0	15	14	0	8	84	5.3	
33	AROP, Aguek	15	0	25.2	16.8	26	59	.441	2	4	.500	2	9	.222	24	32	56	3.7	24	0	4	13	4	18	56	3.7	
23	TOMAIC, Joshua	17	0	18.7	11.0	14	32	.438	6	14	.429	4	5	.800	9	20	29	1.7	31	1	5	13	3	3	38	2.2	
24	DIABATE, Tahirou	13	0	9.3	7.2	9	27	.333	0	1	.000	1	4	.250	8	15	23	1.8	15	0	2	5	2	1	19	1.5	
10	DINWIDDIE JR., Keith	6	1	8.8	14.7	6	29	.207	4	18	.222	1	2	.500	0	6	6	1.0	8	0	4	3	0	2	17	2.8	
21	BARNETT, Jared	2	0	3	1.5	0	1	.000	0	0	.000	0	0	.000	0	0	0	0.0	0	0	0	1	0	0	0	0.0	
14	ALGER, Cade	1	0	1	1.0	0	0	.000	0	0	.000	0	0	.000	0	0	0	0.0	0	0	0	0	0	1	0	0.0	
TEAM																											
SAN DIEGO STATE		17					390	939	.415	99	284	.349	173	263	.658	176	418	594	34.9	314	5	172	219	73	116	1052	61.9
OPPONENTS		17					361	910	.397	109	345	.316	199	306	.650	178	422	600	35.3	275	5	185	227	55	98	1030	60.6

SCORE BY PERIODS:	1st	2nd	OT	Total
SAN DIEGO STATE	504	541	7	-1,052
OPPONENTS	483	537	10	-1,030

INTRODUCTION

COACHES & STAFF

PLAYERS

2021-22 REVIEW

RECORDS

HISTORY

UNIVERSITY

AZTEC BASKETBALL MEDIA GUIDE

2021-22 Statistics



MOUNTAIN WEST-RECORD 14-TIME CONFERENCE CHAMPIONS

Individual Statistics - Wins: 23

No.	Player	GP	GS	Min	Avg	TOTAL			3-PTS			REBOUNDS			PF	FO	A	TO	Blk	Stl	Pts	Avg				
						FG	FGA	Pct	3FG	FGA	Pct	FT	FTA	Pct									Off	Def	Tot	Avg
3	BRADLEY, Matt	23	23	731	31.8	138	299	.462	46	104	.442	89	111	.802	15	111	126	5.5	48	0	61	61	4	26	411	17.9
4	PULLIAM, Trey	22	22	676	30.7	77	180	.428	17	46	.370	36	51	.706	4	49	53	2.4	55	0	88	44	3	23	207	9.4
0	JOHNSON, Keshad	23	23	579	25.2	75	119	.630	5	20	.250	40	57	.702	30	79	109	4.7	32	0	27	26	18	17	195	8.5
31	MENSAH, Nathan	23	23	567	24.7	63	137	.460	1	3	.333	33	55	.600	54	104	158	6.9	60	2	17	34	53	21	160	7.0
20	BAKER-MAZARA, Chad	23	0	303	13.2	51	117	.436	16	40	.400	32	34	.941	8	45	53	2.3	32	0	15	20	13	18	150	6.5
5	BUTLER, Lamont	19	18	472	24.8	47	120	.392	13	48	.271	31	40	.775	7	32	39	2.1	44	0	44	38	2	38	138	7.3
2	SEIKO, Adam	21	5	491	23.4	41	90	.456	32	68	.471	14	20	.700	5	37	42	2.0	19	0	22	15	0	10	128	6.1
23	TOMAIC, Joshua	22	0	294	13.4	26	48	.542	9	21	.429	16	21	.762	17	33	50	2.3	36	1	10	18	11	6	77	3.5
33	AROP, Aguek	16	0	212	13.3	22	50	.440	2	6	.333	10	20	.500	25	24	49	3.1	16	0	8	16	5	13	56	3.5
22	DIABATE, Tahirou	17	0	147	8.6	14	38	.368	0	2	.000	11	22	.500	16	26	42	2.5	29	0	0	6	10	1	39	2.3
10	DINWIDDIE JR., Keith	12	1	130	10.8	12	38	.316	7	23	.304	3	4	.750	0	11	11	0.9	11	0	5	5	0	2	34	2.8
21	BARNETT, Jared	8	0	18	2.3	2	4	.500	0	0	.000	0	0	.000	1	1	2	0.3	0	0	1	1	0	1	4	0.5
14	ALGER, Cade	7	0	15	2.1	2	8	.250	0	3	.000	0	0	.000	0	2	2	0.3	1	0	0	1	1	2	4	0.6
24	BROUGHTON, Tyler	5	0	8	1.6	0	0	.000	0	0	.000	0	0	.000	3	1	4	0.8	0	0	1	1	0	1	0	0.0
42	BROUGHTON, Triston	4	0	7	1.8	0	4	.000	0	1	.000	0	0	.000	0	1	1	0.3	2	0	1	0	0	0	0	0.0
TEAM														40	42	82	3.6	0					8			0
SAN DIEGO STATE		23				570	1252	.455	148	385	.384	315	435	.724	225	598	823	35.8	385	3	300	294	120	179	1603	69.7
OPPONENTS		23				459	1226	.374	140	484	.289	248	362	.685	212	502	714	31.0	410	9	235	341	66	135	1306	56.8

SCORE BY PERIODS:	1st	2nd	OT	2OT	Total
SAN DIEGO STATE	789	803	6	5	-1,603
OPPONENTS	631	665	6	4	-1,306

Individual Statistics - Losses: 9

No.	Player	GP	GS	Min	Avg	TOTAL			3-PTS			REBOUNDS			PF	FO	A	TO	Blk	Stl	Pts	Avg				
						FG	FGA	Pct	3FG	FGA	Pct	FT	FTA	Pct									Off	Def	Tot	Avg
3	BRADLEY, Matt	9	9	280	31.1	48	126	.381	11	38	.289	24	34	.706	13	35	48	5.3	26	0	24	24	3	7	131	14.6
31	MENSAH, Nathan	9	9	224	24.9	29	54	.537	0	1	.000	7	20	.350	22	41	63	7.0	29	2	3	6	18	6	65	7.2
4	PULLIAM, Trey	9	9	281	31.2	25	78	.321	4	17	.235	8	14	.571	2	23	25	2.8	23	0	18	24	1	11	62	6.9
5	BUTLER, Lamont	8	7	214	26.8	23	59	.390	10	22	.455	3	4	.750	4	14	18	2.3	23	1	13	15	2	8	59	7.4
20	BAKER-MAZARA, Chad	8	0	94	11.8	15	40	.375	6	16	.375	12	15	.800	1	9	10	1.3	13	0	3	3	1	3	48	6.0
0	JOHNSON, Keshad	9	9	183	20.3	13	40	.325	1	13	.077	7	16	.438	13	22	35	3.9	7	0	5	11	2	4	34	3.8
33	AROP, Aguek	9	0	163	18.1	15	31	.484	1	3	.333	1	5	.200	14	19	33	3.7	20	0	5	5	2	12	32	3.6
2	SEIKO, Adam	8	2	190	23.8	9	31	.290	6	26	.231	1	2	.500	2	13	15	1.9	10	0	5	9	0	5	25	3.1
23	TOMAIC, Joshua	9	0	90	10.0	5	19	.263	2	7	.286	0	1	.000	5	6	11	1.2	9	0	2	7	1	1	12	1.3
24	DIABATE, Tahirou	8	0	57	7.1	5	13	.385	0	0	.000	1	2	.500	3	10	13	1.6	10	0	2	3	2	1	11	1.4
10	DINWIDDIE Jr., Keith	4	0	49	12.3	4	18	.222	3	14	.214	0	0	.000	0	4	4	1.0	4	0	2	2	0	2	11	2.8
TEAM														11	12	23	2.6	0					6			0
SAN DIEGO STATE		9				191	509	.375	44	157	.280	64	113	.566	90	208	298	33.1	174	3	82	115	32	60	490	54.4
OPPONENTS		9				195	476	.410	53	159	.333	111	166	.669	91	251	342	38.0	133	1	101	122	31	52	554	61.6

SCORE BY PERIODS:	1st	2nd	OT	Total
SAN DIEGO STATE	233	250	7	-490
OPPONENTS	255	289	10	-554

INTRODUCTION

COACHES & STAFF

PLAYERS

2021-22 REVIEW

RECORDS

HISTORY

UNIVERSITY

AZTEC BASKETBALL MEDIA GUIDE

2021-22 Statistics



MOUNTAIN WEST-RECORD 14-TIME CONFERENCE CHAMPIONS

Team Statistics - Game-By-Game

Opponent	Site/Date	FG-FGA	Pct	3P-3PA	Pct	FT-FTA	Pct	Off-Def	Tot	PF	AT	TO	BS	ST	1st-2nd	Pts
at SDSU	H	23-49	.469	2-11	.182	18-29	.621	7-27	34	14	7	12	8	4	40-26	66
UC Riverside	11/25	20-51	.392	6-22	.273	7-9	.778	3-23	26	21	12	15	0	6	30-23	53
(rv/-) SDSU	A	26-61	.393	3-22	.136	9-19	.474	13-25	38	23	9	11	6	1	30-30	60
at (rv/-) Brigham Young	11/12	22-57	.386	4-18	.222	18-23	.783	13-29	42	18	12	11	1	4	32-34	66
at SDSU	H	20-51	.392	6-21	.286	19-28	.679	10-27	37	17	11	11	8	3	28-37	65
Arizona State	11/18	22-59	.373	6-28	.214	13-18	.722	9-22	31	20	13	11	8	4	30-33	63
at SDSU	H	16-46	.348	6-15	.400	30-34	.882	11-23	34	18	13	17	4	5	31-37	68
UT Arlington	11/20	25-65	.385	5-14	.357	7-13	.538	17-17	34	26	10	13	6	5	28-34	62
SDSU	N	29-60	.483	7-16	.438	8-17	.471	11-28	39	17	14	12	10	7	40-33	73
vs. Georgetown	11/25	20-57	.351	4-20	.200	11-18	.667	12-26	38	21	6	15	5	6	32-24	56
SDSU	N	18-56	.321	3-17	.176	4-11	.364	10-23	33	21	7	6	5	3	15-28	43
vs. (24/25) Southern California	11/26	24-57	.421	4-14	.286	6-18	.333	15-34	49	16	10	8	4	7	22-36	58
at SDSU	H	26-60	.443	7-21	.333	13-16	.831	8-30	38	22	15	14	13	8	35-37	72
Long Beach State	11/30	18-55	.327	0-11	.000	11-22	.500	11-25	36	15	6	19	4	2	21-26	47
SDSU	A	22-56	.393	6-23	.261	8-12	.667	9-24	33	13	6	16	6	4	34-24	58
at (24/24) Michigan	12/4	28-60	.467	11-20	.550	5-11	.455	10-26	36	14	13	13	9	3	36-36	72
at SDSU	H	24-53	.453	8-18	.444	10-14	.714	9-24	33	12	15	16	11	5	32-34	66
Cal State Fullerton	12/8	21-54	.389	7-22	.318	7-10	.700	10-19	29	19	10	16	8	0	22-34	56
SDSU	N	23-54	.426	7-10	.700	10-14	.714	11-24	35	16	10	14	10	3	26-37	63
vs. (-/rv) Saint Mary's	12/17	19-52	.365	2-50	.250	10-14	.714	10-23	33	17	6	14	3	3	25-28	53
at SDSU	H	33-61	.541	9-19	.474	3-7	.429	8-25	33	8	23	9	8	6	45-33	78
UC San Diego	12/22	20-51	.392	9-22	.409	8-9	.889	7-22	29	11	13	18	3	1	30-27	57
SDSU	A	22-65	.338	3-15	.200	15-24	.625	19-36	55	18	6	10	7	7	35-27	62
at UNLV	1/1	19-64	.297	7-28	.250	10-16	.625	14-28	42	21	12	12	4	7	32-23	55
at SDSU	H	28-58	.483	8-17	.471	15-20	.750	14-24	38	24	14	15	11	8	36-43	79
(20/19) Colorado State	1/8	12-43	.279	3-20	.150	22-26	.846	7-14	21	19	5	17	9	5	32-17	49
at (rv/rv) SDSU	H	16-57	.281	4-19	.211	1-5	.200	9-24	33	15	9	12	3	7	23-14	37
(-/rv) Boise State	1/22	14-45	.311	5-16	.313	9-11	.818	6-33	39	10	5	16	4	5	22-20	42
at SDSU	H	31-59	.525	6-17	.353	12-15	.800	9-34	43	18	14	15	7	7	42-38	80
UNLV	1/24	19-60	.317	7-25	.280	10-18	.556	12-21	33	17	11	15	3	9	23-32	55
SDSU	A	23-47	.489	5-15	.333	6-10	.600	0-21	21	17	14	15	11	5	31-26	57
at Utah State	1/26	27-55	.491	10-24	.417	11-14	.786	9-26	35	14	20	15	9	1	32-43	75
at SDSU	H	26-58	.448	9-20	.450	11-14	.786	6-30	36	15	19	12	8	12	36-36	72
New Mexico	1/31	16-52	.308	7-22	.318	8-10	.800	6-27	33	16	8	19	3	7	22-25	47
SDSU	A	19-63	.302	6-19	.316	13-17	.765	18-25	43	18	8	17	9	2	18-39	57
at (rv/rv) Colorado State	1/14	20-49	.408	5-19	.263	13-18	.722	6-25	31	16	13	15	5	5	23-35	58
at SDSU	H	21-52	.404	6-21	.286	17-23	.739	9-19	28	16	11	9	5	6	28-37	65
Nevada	2/6	23-52	.442	10-19	.526	7-9	.778	10-25	35	22	14	16	4	4	28-37	65
SDSU	A	226-57	.456	5-15	.333	15-19	.789	7-27	34	17	9	9	5	8	28-44	72
at San Jose State	2/9	21-51	.412	9-26	.346	11-18	.611	8-25	33	13	10	17	1	2	22-40	62
at SDSU	H	25-40	.625	5-10	.500	21-27	.778	6-23	29	18	17	16	5	5	37-39	76
Air Force	2/12	24-49	.490	4-18	.222	12-15	.800	4-14	18	21	11	11	2	6	33-31	65
at SDSU	H	30-58	.517	7-14	.500	8-11	.727	11-20	31	14	19	8	8	1	42-33	75
Utah State	2/15	21-52	.404	5-18	.278	9-12	.750	11-17	28	11	14	15	2	3	34-22	56
SDSU	A	23-48	.479	9-20	.450	6-7	.857	6-20	26	16	14	11	7	4	30-31	61
at Fresno State	2/19	14-41	.341	6-20	.300	10-17	.588	9-20	29	12	7	14	2	4	20-24	44
(rv/rv) SDSU	A	22-48	.458	6-11	.545	7-11	.636	7-24	31	24	6	12	4	3	20-37	57
at (rv/rv) Boise State	2/22	17-50	.340	7-16	.438	17-26	.654	11-21	32	14	5	11	8	3	30-28	58
at (rv/rv) SDSU	H	30-59	.508	5-15	.333	12-15	.800	12-24	36	14	14	10	13	2	36-41	77
San Jose State	2/25	19-48	.396	2-19	.105	12-14	.857	6-19	25	16	9	19	5	3	25-27	52
(rv/rv) SDSU	A	24-58	.414	12-22	.545	13-17	.765	10-30	40	18	10	10	5	6	44-29	73
at (rv/-) Wyoming	2/28	23-58	.397	10-27	.370	10-15	.667	8-25	33	12	14	8	3	5	37-29	66

INTRODUCTION
 COACHES & STAFF
 PLAYERS
 2021-22 REVIEW
 RECORDS
 HISTORY
 UNIVERSITY
 AZTEC BASKETBALL MEDIA GUIDE

2021-22 Statistics



MOUNTAIN WEST-RECORD 14-TIME CONFERENCE CHAMPIONS

Team Statistics - Game-By-Game

Opponent	Site/Date	FG-FGA	Pct	3P-3PA	Pct	FT-FTA	Pct	Off-Def	Tot	PF	AT	TO	BS	ST	1st-2nd	Pts
at (rv/rv) SDSU	H	22-61	.361	5-20	.250	16-27	.593	10-34	44	20	9	14	6	5	27-27-6-5	65
Fresno State	3/3	19-56	.339	8-22	.364	18-26	.692	6-33	39	25	10	16	8	2	24-30-6-4	64
(rv/rv) SDSU	A	26-49	.531	5-14	.357	22-28	.786	8-26	34	25	9	19	5	5	36-43	79
at (rv/--) Nevada	3/5	23-61	.377	9-22	.409	23-30	.767	16-20	36	22	12	12	7	2	33-45	78
(rv/rv) SDSU	N	20-48	.417	5-16	.313	8-11	.727	10-24	34	11	11	17	4	6	20-33	53
vs. Fresno State	3/10	19-49	.388	5-18	.278	3-7	.429	8-21	29	15	10	15	8	4	23-23	46
(rv/rv) SDSU	N	22-48	.458	6-18	.333	13-18	.722	13-19	32	17	16	14	6	2	35-28	63
vs. (23/24) Colorado State	3/11	22-46	.478	6-21	.286	8-16	.500	8-16	24	19	12	14	8	1	26-32	58
(rv/rv) SDSU	N	20-57	.351	6-12	.500	6-11	.545	13-21	34	23	9	10	5	5	25-27	52
vs. (rv/rv) Boise State	3/12	18-47	.383	5-18	.278	12-21	.571	9-28	37	15	9	13	3	3	28-25	53
(rv/rv) SDSU	N	27-64	.422	5-19	.263	10-17	.588	11-21	32	2	14	16	6	7	37-25-7	69
vs. (rv/rv) Creighton	3/17	25-56	.446	2-14	.143	20-24	.833	12-29	41	17	14	20	0	9	30-32-10	72

Win/Loss Margin

	1	2	3	4	5	6	7	8	9	10	11	12	13	14	15	16	17	18	19	20	21	22	23	25	30	≤3	≤5	≤10		
Win	2	2			1	1	3			3		1	1					2		1	1				1	3	1	4	5	12
Loss	3		1	1	1									1	1			1										3	4	5

Efficiency Ratings

The National Basketball Association uses a formula to rank the most efficient players in the league. The formula for efficiency is (PTS + REB + AST + STL + BLK) - ((FGA - FGM) + (FTA - FTM) + TO) / GP. Below are San Diego State's efficiency ratings for the 2021-22 season.

SEASON EFFICIENCY POINTS

Matt Bradley	485
Nathan Mensah	390
Keshad Johnson	322
Trey Pulliam	246
Chad Baker-Mazara	195
Lamont Butler	189
Adam Seiko	150
Aguek Arop	163
Joshua Tomaic	114
Tahirou Diabate	68
Keith Dinwiddie	23
Jared Barnett	5
Tyler Broughton	5
Cade Alger	2
Triston Broughton	(2)
TEAM TOTAL	2,328

SEASON EFFICIENCY PER MINUTE

Tyler Broughton	0.625
Nathan Mensah	0.492
Chad Baker-Mazara	0.489
Matt Bradley	0.481
Keshad Johnson	0.422
Aguek Arop	0.365
Tahirou Diabate	0.337
Joshua Tomaic	0.297
Jared Barnett	0.294
Lamont Butler	0.276
Trey Pulliam	0.257
Adam Seiko	0.220
Cade Alger	0.143
Keith Dinwiddie	0.128
Triston Broughton	(0.500)
TEAM AVERAGE	0.360

MOUNTAIN WEST GAMES EFFICIENCY POINTS

Matt Bradley	320
Keshad Johnson	195
Nathan Mensah	194
Chad Baker-Mazara	128
Trey Pulliam	98
Lamont Butler	91
Aguek Arop	78
Joshua Tomaic	72
Adam Seiko	67
Tahirou Diabate	48
Jared Barnett	7
Cade Alger	4
Tyler Broughton	4
Keith Dinwiddie	1
Triston Broughton	(1)
TEAM TOTAL	1,307

INTRODUCTION

COACHES & STAFF

PLAYERS

2021-22 REVIEW

RECORDS

HISTORY

UNIVERSITY

AZTEC BASKETBALL MEDIA GUIDE

2021-22 Statistics



MOUNTAIN WEST-RECORD 14-TIME CONFERENCE CHAMPIONS

Individual Game-By-Game (Points/Rebounds/Assists)

Opponent	0 Keshad Johnson	2 Adam Seiko	3 Matt Bradley	4 Trey Pulliam	5 Lamont Butler	10 Keith Dinwiddie	14 Cade Alger	20 Chad Baker-Mazara	21 Jared Barnett	22 Tahirou Diabate	23 Joshua Tomaic	24 Tyler Broughton	31 Nathan Mensah	33 Aguek Arop	42 Triston Broughton
UC RIVERSIDE	4/2/0	0/4/1	23/2/1	15/4/1	5/1/1	0/0/0	CD	6/6/0	CD	1/2/0	4/1/1	CD	8/10/2	CD	CD
at (rv/-) Brigham Young	3/6/0	5/3/1	8/3/2	12/3/4	4/1/0	3/0/1	CD	2/1/0	CD	1/3/0	0/3/0	DNT	18/8/0	4/3/1	DNT
ARIZONA STATE	10/3/2	6/1/0	12/8/1	4/6/4	14/3/3	2/0/0	CD	4/2/0	CD	0/0/0	3/1/0	CD	10/9/1	0/2/0	CD
UT ARLINGTON	8/7/3	2/1/0	15/6/3	11/1/2	9/4/3	3/2/0	CD	2/0/1	CD	CD	9/4/0	CD	9/4/1	CD	CD
vs. Georgetown#	8/4/0	5/2/0	18/7/3	7/1/8	16/2/3	3/0/0	0/0/0	0/1/0	0/0/0	8/3/0	0/1/0	DNT	4/6/0	4/3/0	DNT
vs. (24/25) Southern California#	3/3/1	INJ	3/4/2	11/3/1	9/3/1	0/0/1	CD	0/0/0	CD	0/1/0	0/0/1	DNT	8/7/0	9/6/0	DNT
LONG BEACH STATE	8/3/1	INJ	12/7/2	16/1/5	11/1/3	12/2/1	0/0/0	7/2/1	0/0/0	3/4/0	0/1/0	0/1/0	0/11/2	3/1/0	0/0/0
at (24/24) Michigan	5/7/0	3/2/1	22/4/2	7/5/2	INJ	8/2/0	CD	7/1/0	CD	INJ	2/2/1	DNT	4/5/0	0/4/0	DNT
CAL STATE FULLERTON	2/2/3	11/3/1	22/2/3	15/7/3	INJ	0/1/0	CD	5/3/2	CD	INJ	5/4/1	CD	6/9/2	INJ	CD
vs. (-/rv) Saint Mary's^	6/2/0	12/2/1	14/2/2	15/1/6	INJ	2/2/0	CD	3/1/0	DNT	CD	3/0/0	DNT	5/13/0	3/5/1	DNT
UC SAN DIEGO	13/7/4	11/1/2	13/5/6	4/2/7	INJ	5/1/1	0/0/0	6/0/2	0/0/0	2/1/0	2/3/1	0/1/0	19/9/0	3/0/0	CD
SAN DIEGO CHRISTIAN	Canceled - due to COVID-19-related concerns within the San Diego Christian men's basketball program														
at UNLV*	10/11/0	4/7/3	17/7/0	INJ	INJ	1/2/2	CD	11/5/0	0/0/0	0/4/0	0/0/0	CD	10/7/1	9/8/0	CD
(20/19) COLORADO STATE*	10/3/1	INJ	26/7/0	2/2/4	11/6/3	6/0/1	0/1/0	14/2/2	0/1/0	0/2/0	INJ	INJ	0/3/0	10/8/3	INJ
at New Mexico*	Postponed - due to COVID-19-related concerns within the San Diego State men's basketball program														
BOISE STATE*	0/5/0	3/2/1	7/6/2	4/0/1	10/2/3	0/2/0	CD	INJ	CD	2/1/0	0/1/0	CD	10/9/0	1/2/2	CD
UNLV*	4/7/1	4/2/1	27/6/4	11/2/2	9/0/1	0/1/0	2/0/0	2/2/1	2/1/0	2/5/0	7/3/1	0/1/0	8/5/1	2/3/1	0/0/1
at Utah State*	7/2/0	6/1/0	19/6/6	0/3/0	4/1/5	CD	CD	15/0/2	CD	2/2/1	0/0/0	DNT	4/4/0	0/0/0	DNT
NEW MEXICO*	14/10/2	7/0/1	14/5/3	3/4/6	9/6/4	0/0/0	0/0/0	8/2/0	2/0/1	5/3/0	5/2/1	0/0/0	5/3/1	INJ	0/0/0
at Colorado State*	5/6/1	1/2/1	27/4/0	4/4/3	8/5/1	CD	CD	0/2/0	CD	4/4/0	0/1/0	DNT	4/7/2	4/8/0	DNT
NEVADA*	7/5/1	2/1/2	26/7/3	9/1/3	7/0/2	CD	CD	0/2/0	CD	2/1/0	8/5/0	DNT	4/2/0	INJ	DNT
at San Jose State*	8/6/0	3/1/0	28/7/1	6/1/3	4/0/3	CD	CD	8/2/0	CD	DNT	8/8/2	DNT	7/6/0	INJ	DNT
AIR FORCE*	11/4/3	3/0/0	13/5/5	9/4/4	4/0/3	CD	CD	9/0/0	CD	9/5/0	4/2/0	DNT	14/6/2	0/1/0	CD
UTAH STATE*	14/4/0	11/2/2	22/3/5	2/2/3	2/1/4	CD	CD	6/2/2	CD	0/1/0	2/1/2	CD	8/8/0	8/5/1	CD
at Fresno State*	13/5/1	3/0/0	2/7/4	9/1/8	3/2/0	CD	CD	20/3/1	CD	0/0/0	7/2/0	DNT	4/3/0	0/0/0	DNT
at Boise State*	5/3/0	2/1/0	12/6/5	4/1/1	5/0/0	DND	CD	7/1/0	CD	0/1/0	7/2/0	DNT	13/11/0	2/4/0	DNT
SAN JOSE STATE*	14/5/3	3/2/1	15/0/3	13/1/0	4/2/2	DND	2/1/0	16/4/1	0/0/0	INJ	2/1/0	0/1/1	8/13/1	0/2/2	0/1/1
at Wyoming*	6/3/0	9/2/1	30/5/4	14/5/3	6/5/1	DNT	CD	0/3/1	CD	2/1/0	0/0/0	DNT	6/9/0	0/4/0	DNT
FRESNO STATE*	9/2/0	6/4/0	26/10/2	9/2/4	0/2/1	DND	CD	2/2/1	CD	5/7/0	0/3/0	CD	3/6/1	5/2/0	CD
at Nevada*	10/6/0	5/1/2	24/6/1	12/3/4	11/3/1	DND	CD	8/2/0	CD	0/2/0	2/6/0	CD	7/4/1	INJ	CD
vs. [6] Fresno State (MWC-QF)	3/3/1	11/0/1	7/6/2	10/2/2	5/0/1	DND	CD	11/5/0	CD	0/1/0	0/0/0	CD	6/6/1	0/5/0	CD
vs. [2] (23/24) Colorado State (MWC-SF)	3/5/1	10/6/3	5/6/3	11/0/6	8/1/2	DND	CD	2/2/0	CD	INJ	6/2/1	CD	9/6/1	9/0/0	CD
vs. [1] (rv/rv) Boise State (MWC-CH)	0/1/1	0/2/1	17/7/2	6/3/3	16/0/1	DND	CD	0/2/1	CD	0/0/0	3/1/0	CD	4/10/1	6/4/0	CD
vs. [9] (rv/rv) Creighton (NCAA-1R)	6/2/2	5/2/0	16/8/3	14/3/3	3/6/2	DND	CD	17/3/1	CD	2/1/1	0/1/0	DND	0/2/0	6/2/2	DND

Red indicates players started. CD - Did Not Play-Coach's Decision. DND - Did Not Dress. DNT - Did Not Travel. INJ - Did Not Play-Injured. SUSP - Suspension. Caps denotes home game. # - Anaheim Arena (Anaheim, Calif.), ^ - Footprint Center, (Phoenix, Ariz.). * - Mountain West Game. MWC - Mountain West Men's Basketball Championship (Thomas & Mack Center, Las Vegas, Nevada). QF - quarterfinal, SF - semifinal, CH - championship. NCAA - NCAA Tournament (Dickies Arena, Fort Worth, Texas), 1R - first round

Starting Lineups

F	F	F	G	G	W-L	Record As An SDSU Starter	Season	Career*
Johnson	Mensah	Seiko	Pulliam	Pulliam	4-2	Matt Bradley	23-9	23-9
Johnson	Mensah	Butler	Pulliam	Pulliam	18-7	Lamont Butler	18-7	20-7
Johnson	Mensah	Seiko	Pulliam	Dinwiddie Jr.	1-0	Keith Dinwiddie Jr.	1-0	1-0
						Keshad Johnson	23-9	23-9
						Nathan Mensah	23-9	71-21
						Trey Pulliam	22-9	45-14
						Adam Seiko	5-2	9-5

* - Aztec career

INTRODUCTION

COACHES & STAFF

PLAYERS

2021-22 REVIEW

RECORDS

HISTORY

UNIVERSITY

AZTEC BASKETBALL MEDIA GUIDE

2021-22 Statistics



MOUNTAIN WEST-RECORD 14-TIME CONFERENCE CHAMPIONS

Individual Superlatives

Category	San Diego State	Opponent
Points Scored	30, Matt Bradley at Wyoming (2-28-22)	30, Grant Sherfield, Nevada (3-5-22)
Field Goals	10, Matt Bradley - three times; last: at Wyoming (2-28-22)	10, Robinson, Fresno State (3-10-22); Walker, Air Force (2-13-22); Dickinson, Michigan (12-4-21)
Field Goals Attempted	20, Matt Bradley at Wyoming (2-28-22)	20, Orlando Robinson, Fresno State (3-10-22)
Highest FG Percentage (min. 5 made)	.909 (10-11), Matt Bradley vs. UNLV (2-24-22)	.700 (7-10), Kimani Lawrence, Arizona State (11-18-21)
Highest FG Percentage (min. 10 made)	.909 (10-11), Matt Bradley vs. UNLV (2-24-22)	.625 (10-16), AJ Walker, Air Force (2-13-22); Hunter Dickinson, Michigan (12-4-21)
3-Point Field Goals Made	5, Matt Bradley at Wyoming (2-28-22); vs. Nevada (2-6-22)	6, Jake Kosakowski, UC San Diego (12-22-21)
3-Point Field Goals Attempted	9, Matt Bradley at Wyoming (2-28-22); vs. Nevada (2-6-22)	12, Marreon Jackson, Arizona State (11-18-21)
3-Point Field Goal Percentage (min. 4 made)	100.0 (4-4), Adam Seiko vs. Saint Mary's (12-17-21)	.800 (4-5) Caleb Houston, Michigan (12-4-21)
3-Point Field Goal Percentage (min. 5 made)	.833 (5-6), Keshad Johnson vs. Utah State (2-15-22)	.667 (6-9) Jake Kosakowski, UC San Diego (12-22-21)
Free Throws	11, Matt Bradley at Nevada (3-5-22)	9, Sherfield, Nevada (3-5-22); Robinson vs. FSU (3-4-22); Kigab, Boise State (2-22-22)
Free Throws Attempted	12, Matt Bradley at Nevada (3-5-22); Nathan Mensah at BYU (11-12-21)	12, Grant Sherfield, Nevada (3-5-22); Orlando Robinson vs. Fresno State (3-4-22)
Free Throw Percentage (min. 7 made)	100.0 (7-7), Matt Bradley vs. UT Arlington (11-20-21)	100.0 (8-8); three times; last: Tyson Degenhart vs. Boise State (1-22-22)
Free Throw Percentage (min. 10 made)	.917 (11-12), Matt Bradley at Nevada (3-5-22)	
Offensive Rebounds	7 - Nathan Mensah vs. Boise State (3-12-22)	6 - Ryan Kalkbrenner, Creighton (3-17-22)
Defensive Rebounds	9 - four times; last Matt Bradley vs. Fresno State (3-4-22)	12, Justin Bean, Utah State (1-26-22)
Total Rebounds	13, Nathan Mensah vs. San Jose State (2-25-22); vs. Saint Mary's (12-17-21)	13, Justin Bean, Utah State (1-26-22)
Assists	8, Trey Pulliam at Fresno State (2-19-22), vs. Georgetown (11-25-21)	11, Hunter Maldonado at Wyoming (2-28-22)
Blocked Shots	5, Nathan Mensah vs. Fresno State (3-10-22)	4, Kaodirichi Alobundu-Ehiogu, UT Arlington (11-20-21)
Steals	5, Nathan Mensah vs. New Mexico (1-31-22)	4 - four times; last: Grant Sherfield, Nevada (3-5-22)
Minutes Played	42:06, Keshad Johnson vs. Fresno State (3-4-22)	47:38, Orlando Robinson vs. Fresno State (3-4-22)

Team Superlatives

SDSU High	SDSU Low	Category	Opponent High	Opponent Low
80, vs. UNLV (2-24-22)	37, Boise State (1-22-22)	Points Scored	78, at Nevada (3-5-22)	42, Boise State (1-22-22)
33, UC San Diego (12-22-21)	16, Boise State (1-22-22); UT Arlington (11-20-21)	Field Goals	28, at Michigan (12-4-21)	12, Colorado State (1-8-22)
65, at UNLV (1-1-22)	40, Air Force (2-12-22)	Field Goals Attempted	65, UT Arlington (11-20-21)	41, at Fresno State (2-19-22)
.625, Air Force (2-12-22)	.281, Boise State (1-22-22)	FG Percentage	.491, at Utah State (1-26-22)	.279, Colorado State (1-8-22)
12, at Wyoming (2-28-22)	2, UC Riverside (11-9-21)	3-Point Field Goals Made	11, at Michigan (12-4-21)	0, Long Beach State (11-30-21)
23, Michigan (12-4-21)	10, AFA (2-12-22); vs. SMC (12-17-21)	3-Point Field Goals Attempted	28, two times; last: at UNLV (1-1-22)	11, Long Beach State (11-30-21)
.700, vs. Saint Mary's (12-17-21)	.136, at Brigham Young (11-12-21)	3-Point Field Goal Percentage	.550, at Michigan (12-4-21)	.000, Long Beach State (11-30-21)
30, UT Arlington (11-20-21)	1, Boise State (1-22-22)	Free Throws Made	23, at Nevada (3-5-22)	5, at Michigan (12-4-21)
34, UT Arlington (11-20-21)	5, Boise State (1-22-22)	Free Throws Attempted	30, at Nevada (3-5-22)	7, vs. Fresno State (3-10-22)
.882, UT Arlington (11-20-21)	.200, Boise State (1-22-22)	Free Throw Percentage	.889, UC San Diego (12-22-21)	.333, vs. Southern California (11-26-21)
19, at UNLV (1-1-22)	0, at Utah State (1-26-22)	Offensive Rebounds	17, UT Arlington (11-20-21)	3, UC Riverside (11-9-21)
36, at UNLV (1-1-22)	19, Nevada (2-6-22)	Defensive Rebounds	34, vs. Southern California (11-26-21)	14, Air Force (2-12-22); Colorado State (1-8-22)
55, at UNLV (1-1-22)	21, at Utah State (1-26-22)	Total Rebounds	49, vs. Southern California (11-26-21)	18, Air Force (2-12-22)
25, at Nevada (3-5-22)	8, UC San Diego (12-22-21)	Fouls	26, UT Arlington (11-20-21)	10, Boise State (1-22-22)
1 - six times; last vs. Creighton (3/17/22)	0 - 23 times; last: at Wyoming (2-28-22)	Fouled Out	2 - two times; last, Georgetown (11-25-21)	0 - 23 times; last: vs. Colorado State (3-11-22)
23, UC San Diego (12-22-21)	6 - 2 times; last: at UNLV (1-1-22)	Assists	20, at Utah State (1-26-22)	5 - three times; last: at Boise State (2-22-22)
19, at Nevada (3-5-22)	6, at Boise State (2-22-22); vs. USC (11-26-21)	Turnovers	20 vs. Creighton (3/17/22)	8, at Wyoming (2-28-22); vs. USC (11-26-21)
8 - four times; last: New Mexico (1-31-22)	1, Utah State (2-15-22); at BYU (11-12-21)	Blocked Shots	7 - two times; last: at UNLV (1-1-22)	0, three times; last: vs. Creighton (3/17/22)
13 - two times; last: San Jose State (2-26-22)	4 - four times; last: vs. Fresno State (3-10-22)	Steals	9 - four times; last: vs. Creighton (3/17/22)	1, at Brigham Young (11-12-21)
45 (1st), UC San Diego (12-22-21)	14 (2nd), Boise State (1-22-22)	Points/Half	45 (2nd), at Nevada (3-5-22)	17 (2nd), Colorado State (1-8-22)
.636 (1st), Air Force (2-12-22)	.214 (1st), at Colorado State (2-4-22)	FG Percentage/Half	.632 (1st), Air Force (2-12-22)	.238 (2nd), Colorado State (1-8-22)
5, Colorado State (1-8-22)	1 - six times; last: vs. Fresno State (3-4-22)	Double-Figure Scorers	5 vs. Creighton (3/17/22)	0, Long Beach State (11-30-21)
+17, Colorado State (1-8-22)	-16, vs. Southern California (11-26-21)	Rebound Margin	+16, vs. Southern California (11-26-21)	-17, Colorado State (1-8-22)
+19, vs. UNLV (2-24-22)	-10, at Boise State (2-22-22)	Halftime Scoring Margin	+10, Boise State (2-22-22)	-19, vs. UNLV (2-24-22)

INTRODUCTION

COACHES & STAFF

PLAYERS

2021-22 REVIEW

RECORDS

HISTORY

UNIVERSITY

AZTEC BASKETBALL MEDIA GUIDE

2021-22 Statistics



MOUNTAIN WEST-RECORD 14-TIME CONFERENCE CHAMPIONS

Game-By-Game Largest Lead/Time In Lead

Date	Opponent	SDSU Result	SDSU Big		Opp Big		Ties	LC	SDSU in			Paint		Off TOs		2nd Ch.		Bench	
			Lead	Lead	Lead	Lead			Lead	Tied	SD	Opp	SD	Opp	SD	Opp	SD	Opp	
Nov. 9	UC RIVERSIDE	W	66-53	13	5	5	6	! 30:29	5:49	3:42	24	22	17	11	12	5	16	11	
Nov. 12	at Brigham Young	L	60-66	3	6	10	5	4:02	27:28	8:30	28	32	8	13	10	17	14	19	
Nov. 18	ARIZONA STATE	W	65-63	7	9	6	10	23:48	13:06	3:06	28	24	17	8	7	16	15	9	
Nov. 20	UT ARLINGTON	W	68-62	10	5	4	2	! 31:10	6:41	2:09	16	28	14	20	11	13	16	25	
Nov. 25	vs. Georgetown#	W	73-56	18	4	6	4	! 29:03	5:17	5:40	32	22	18	8	14	10	20	5	
Nov. 26	vs. Southern California#	L	43-58	6	17	1	3	11:28	27:58	0:34	26	32	6	6	7	18	9	4	
Nov. 30	LONG BEACH STATE	W	72-47	28	1	4	6	! 36:08	2:50	1:02	24	32	11	11	10	10	25	20	
Dec. 4	at Michigan (D)	L	58-72	3	21	3	7	5:12	31:03	3:45	22	30	10	15	7	12	17	16	
Dec. 8	CAL STATE FULLERTON	W	66-56	14	0	3	0	! 38:30	0:00	1:30	22	20	21	9	5	6	10	18	
Dec. 17	vs. Saint Mary's@	W	63-53	11	5	8	5	! 27:12	6:42	6:06	30	28	7	14	12	11	11	16	
Dec. 22	UC SAN DIEGO	W	78-57	27	0	0	0	! 39:40	0:00	0:20	36	22	21	11	7	2	18	21	
Jan. 1	at UNLV* (D)	W	62-55	10	7	3	5	23:05	15:23	1:32	30	16	10	5	16	5	20	9	
Jan. 8	COLORADO STATE* (D)	W	79-49	30	3	6	6	! 30:24	3:42	5:54	34	14	22	9	15	8	30	11	
Jan. 22	BOISE STATE*	L	37-42	2	11	4	4	4:26	31:16	4:18	20	16	17	11	6	5	6	3	
Jan. 24	UNLV*	W	80-55	28	0	0	0	! 39:15	0:00	0:45	48	20	18	10	11	5	21	17	
Jan. 26	at Utah State*	L	57-75	1	18	1	4	0:55	38:27	0:38	26	32	12	16	0	9	23	16	
Jan. 31	NEW MEXICO*	W	72-47	28	0	0	1	! 39:25	0:00	0:35	30	16	17	6	4	7	27	26	
Feb. 4	at Colorado State*	L	57-58	1	20	2	2	0:05	35:23	4:32	22	24	18	10	12	6	9	14	
Feb. 6	NEVADA* (D)	W	65-63	8	13	11	5	17:34	18:51	3:35	22	20	15	9	8	9	12	8	
Feb. 10	at San Jose State*	W	72-62	15	0	0	0	! 39:48	0:00	0:12	38	24	22	6	6	9	19	1	
Feb. 12	AIR FORCE* (D)	W	76-64	18	1	7	8	! 34:12	2:07	3:41	38	36	15	15	9	7	25	4	
Feb. 15	UTAH STATE*	W	75-56	22	6	6	5	! 29:11	6:02	4:47	36	26	23	11	12	10	27	9	
Feb. 19	at Fresno State*	W	61-44	18	7	2	1	! 27:01	9:37	3:22	20	14	14	8	7	11	30	7	
Feb. 22	at Boise State*	L	57-58	6	12	4	5	9:53	27:53	2:14	20	14	13	17	11	15	18	17	
Feb. 25	SAN JOSE STATE*	W	77-52	26	0	1	0	! 39:11	0:00	0:49	40	28	18	8	13	2	23	4	
Feb. 28	at Wyoming*	W	73-66	11	5	2	2	! 33:43	4:19	1:58	18	22	11	8	12	9	11	12	
Mar. 3	FRESNO STATE*	W-2ot	65-64	10	5	5	12	35:18	10:41	14:01	24	20	16	9	12	7	18	10	
Mar. 5	at Nevada*	W	79-78	18	5	8	6	! 22:29	12:21	5:10	24	14	6	21	13	15	15	15	
Mar. 10	vs. [6] Fresno State'	W	53-46	7	8	7	4	10:24	22:33	7:03	28	22	14	18	6	6	22	4	
Mar. 11	vs. [2] (23/24) Colorado State'W	W	63-58	11	7	2	3	32:45	5:59	1:16	22	28	16	12	15	12	27	10	
Mar. 12	vs. [1] (rv/rv) Boise State'	L	52-53	3	5	12	13	11:54	17:31	10:35	24	22	10	13	8	9	9	4	
Mar. 17	vs. [9] (rv/rv) Creighton^ (D) L-ot	L	69-72	14	3	5	5	! 39:42	3:10	2:08	30	34	19	14	17	12	30	1	

Caps denotes home game. ! - Game in which San Diego State never trailed in the second half. D - Game what was played during the day. # - Paycom Wooden Legacy. @ - Footprint Center (Phoenix, Ariz.). * - Mountain West Game. ' - Mountain West Men's Basketball Championship (Thomas & Mack Center; Las Vegas, Nevada). ^ - NCAA Tournament (Dickies Arena; Fort Worth, Texas).

LEADS AND DEFICITS

SDSU Biggest Halftime Lead	19, vs. UNLV (1-25-22)
SDSU Biggest Halftime Lead Lost	7, vs. Creighton (3-17-22)
SDSU Biggest Halftime Lead Lost in a Loss	7, vs. Creighton (3-17-22)
SDSU Biggest Halftime Deficit	10, at Boise State (2-22-22)
SDSU Biggest Halftime Deficit Overcome	10, at Boise State (2-22-22)
SDSU Biggest Halftime Deficit Overcome for Victory	3, vs. Fresno State (3-10-22)
SDSU Biggest Lead	30, vs. Colorado State (1-8-22)
SDSU Biggest Lead Lost	14, vs. Creighton (3-17-22)
SDSU Biggest Lead Lost in a Loss	14, vs. Creighton (3-17-22)
SDSU Biggest Deficit	21, at Michigan (12-4-21)
SDSU Biggest Deficit Overcome	20, at Colorado State (2-4-22)
SDSU Biggest Deficit Overcome in a Victory	13, vs. Nevada (2-6-22)

SEASON

19, vs. UNLV (1-25-22)
7, vs. Creighton (3-17-22)
7, vs. Creighton (3-17-22)
10, at Boise State (2-22-22)
10, at Boise State (2-22-22)
3, vs. Fresno State (3-10-22)
30, vs. Colorado State (1-8-22)
14, vs. Creighton (3-17-22)
14, vs. Creighton (3-17-22)
21, at Michigan (12-4-21)
20, at Colorado State (2-4-22)
13, vs. Nevada (2-6-22)

MOUNTAIN WEST GAME

19, vs. UNLV (1-25-22)
3, vs. Fresno State (3-3-22)
1, vs. Boise State (1-22-22)
10, at Boise State (2-22-22)
10, at Boise State (2-22-22)
none
30, vs. Colorado State (1-8-22)
10, vs. Fresno State (3-3-22)
6, at Boise State (2-22-22)
20, at Colorado State (2-4-22)
20, at Colorado State (2-4-22)
13, vs. Nevada (2-6-22)

2021-22 Statistics



MOUNTAIN WEST-RECORD 14-TIME CONFERENCE CHAMPIONS

Miscellaneous Statistics

SEASON	SDSU Team Leader -----			Games With -----					Double-Doubles	
	Points	Rebounds	Assists	10+ Pts	20+Pts	30+Pts	10+Rebs	10+Ast	Point/Reb.	Point/Ast.
Cade Alger										
Aguek Arop		2								
Chad Baker-Mazara	4			7	1					
Jared Barnett										
Matt Bradley	18	9	13	26	12	1	1		1	
Triston Broughton										
Tyler Broughton										
Lamont Butler	2		3	7						
Tahirou Diabate										
Keith Dinwiddie Jr.				1						
Demarshay Johnson Jr.										
Keshad Johnson	1	6	3	10			2		2	
Nathan Mensah	5	17	1	7			6		1	
Trey Pulliam	4		19	14						
Adam Seiko	1	1	1	6						
Joshua Tomaic		2								
Max Wilson										

CAREER	SDSU Team Leader -----			Games With -----					Double-Doubles	
	Points	Rebounds	Assists	10+ Pts	20+Pts	30+Pts	10+Rebs	10+Ast	Point/Reb.	Point/Ast.
Cade Alger										
Aguek Arop		4	3	4						
Chad Baker-Mazara	4			12	3					
Jared Barnett										
Matt Bradley	18	9	13	97	35	1	4		4	
Triston Broughton										
Tyler Broughton										
Lamont Butler	2		4	12						
Tahirou Diabate				26	1		5		3	
Keith Dinwiddie Jr.				2						
Demarshay Johnson Jr.										
Keshad Johnson	1	6	3	12			2		2	
Jaedon LeDee										
Nathan Mensah	6	36	1	27			15		6	
Trey Pulliam	4	1	39	22						
Adam Seiko	1	1	1	9						
Joshua Tomaic		2	1	3						

DUNKS	Season	Gm. High
Keshad Johnson	32	4
Nathan Mensah	31	4
Chad Baker-Mazara	10	2
Lamont Butler	8	2
Aguek Arop	5	2
Tahirou Diabate	4	3
Joshua Tomaic	3	2
Matt Bradley	1	1
TOTAL	91	7

TOP SCORING PERFORMANCES	Points
Matt Bradley at Wyoming* (2-28-22)	30
Matt Bradley at San Jose State* (2-9-22)	28
Matt Bradley at Colorado State* (2-4-22)	27
Matt Bradley vs. UNLV* (1-24-22)	27
Matt Bradley vs. Fresno State* (3-3-22)	26
Matt Bradley vs. Nevada* (2-6-22)	26
Matt Bradley vs. Colorado State* (1-8-22)	26
Matt Bradley at Nevada* (3-5-22)	24
Matt Bradley vs. UC Riverside (11-9-21)	23
Matt Bradley vs. Utah State* (2-15-22)	22
Matt Bradley vs. Cal State Fullerton (12-8-21)	22
Matt Bradley at Michigan (12-4-21)	22
Chad Baker-Mazara at Fresno State* (2-19-22)	20
Matt Bradley at Utah State (1-26-22)	19
Nathan Mensah vs. UC San Diego (12-22-21)	19

TOP REBOUNDING PERFORMANCES	Rebounds
Nathan Mensah vs. San Jose State* (1-25-22)	13
Nathan Mensah vs. Saint Mary's (12-17-21)	13
Nathan Mensah at Boise State* (2-22-22)	11
Keshad Johnson at UNLV* (1-1-22)	11
Nathan Mensah vs. Long Beach State (11-30-21)	11
Nathan Mensah vs. Boise State (3-12-22)	10
Matt Bradley vs. Fresno State* (3-3-22)	10
Keshad Johnson vs. New Mexico* (1-31-22)	10
Nathan Mensah vs. UC Riverside (11-9-21)	10
Nathan Mensah at Wyoming* (2-28-22)	9
Nathan Mensah vs. Boise State* (1-22-22)	9
Nathan Mensah vs. UC San Diego (12-22-21)	9
Nathan Mensah vs. Cal State Fullerton (12-8-21)	9
Nathan Mensah vs. Arizona State (11-18-21)	9

TOP ASSISTS PERFORMANCES	Assists
Trey Pulliam at Fresno State* (2-19-22)	8
Trey Pulliam vs. Georgetown (11-25-21)	8
Trey Pulliam vs. UC San Diego (12-22-21)	7
Trey Pulliam vs. (23/24) Colorado State (3-11-22)	6
Trey Pulliam vs. New Mexico* (1-31-22)	6
Matt Bradley at Utah State (1-26-22)	6
Matt Bradley vs. UC San Diego (12-22-21)	6
Trey Pulliam vs. Saint Mary's (12-17-21)	6

TOP 3-POINT FG PERFORMANCES	3-Point FG
Matt Bradley at Wyoming* (2-28-22)	5
Matt Bradley vs. Nevada* (2-6-22)	5
Chad Baker-Mazara at Fresno State* (2-19-22)	4

Matt Bradley vs. Utah State* (2-15-22)	4
Matt Bradley at San Jose State* (2-9-22)	4
Matt Bradley at Colorado State* (2-4-22)	4
Matt Bradley vs. Colorado State* (1-8-22)	4
Adam Seiko vs. Saint Mary's (12-17-21)	4

TOP STEALS PERFORMANCES	Steals
Nathan Mensah vs. New Mexico* (1-31-22)	5
Lamont Butler vs. San Jose State* (1-25-22)	4
Lamont Butler at San Jose State* (2-9-22)	4
Lamont Butler vs. Colorado State* (1-8-22)	4
Aguek Arop at UNLV* (1-1-22)	4
Trey Pulliam vs. Cal State Fullerton (12-8-21)	4

GAMES MISSED	Games Missed
Aguek Arop	5
Lamont Butler	5
Tahirou Diabate	5
Keith Dinwiddie Jr.	5
Adam Seiko	3
Chad Baker-Mazara	1
Jared Barnett	1
Trey Pulliam	1
Joshua Tomaic	1
TOTAL	26

* - conference game. ^ - conference tournament game. red - career high

INTRODUCTION

COACHES & STAFF

PLAYERS

2021-22 REVIEW

RECORDS

HISTORY

UNIVERSITY

AZTEC BASKETBALL MEDIA GUIDE

2022-22 Statistics



MOUNTAIN WEST-RECORD 14-TIME CONFERENCE CHAMPIONS

Miscellaneous Statistics

San Diego State's Record When...

Category	2021-22 Season	Dutcher Era	SDSU Streak	Note
Home	14-1	67-9	Won 7	SDSU is 23-1 in its last 24, 41-4 in its last 45 and 50-5 in its last 55 home games; 16-game homecourt win streak snapped vs. Boise State (1-22-22)
Away	5-5	31-21	Won 2	SDSU is 23-7 in its last 30 road games and 86-50 in its last 136 road games; Aztecs are 83-40 in last 123 road games vs. non-AP top 25 teams.
Neutral	4-3	20-10	Lost 2	Aztecs have won 53 of the last 80 games at neutral sites (53-27); Won four of last seven meetings with AP Top 25 teams
Scoring First	17-6	83-20	Lost 2	SDSU is 200-54 in its last 254 games in which it has scored first. Last loss: vs. Creighton (3-17-22)
Opponent Scores First	6-3	36-20	Won 4	SDSU is 25-8 in its last 33 and 107-46 in its last 153 games in which the opponent has scored first
Leading at Half	21-2	104-13	Lost 1	SDSU is 35-2 in its last 37; 73-5 in its last 78 and 167-21 in its last 188 games when ahead at half; 135-8 in last 143 at home when leading at half
Trailing at Half	2-7	13-25	Lost 1	SDSU is 18-36 the last 54 times trailing at the half and 44-65 since the start of '10-11
Tied at Half		1-2	Won 1	SDSU is 8-5 in last 13 games that have been tied at half
Leading with 5:00 Left	21-1	110-8	Lost 1	Won 363 of last 376; 164-game win streak snapped vs. Boise (2-27-16); Last loss before 164-game streak: at WYO (1-9-10); 37-game streak snapped vs. Creighton (3-17-22)
Trailing with 5:00 Left	2-7	6-29	Lost 1	SDSU is 13-72 in its last 85; Last wins: vs. Fresno State (3-4-22), vs. Arizona State (11-18-21)
Tied with 5:00 Left	0-1	3-3	Lost 2	SDSU is 6-6 in last 12 outings
In Overtime	1-1	2-1	Lost 1	SDSU is 23-3 in its last 26 in OT; Last loss: vs. Creighton (3-17-22); Won last nine OT home games
SDSU Outrebounds Opp.	19-1	85-10	Won 8	SDSU is 37-1 in its last 38; 54-2 in its last 56; 116-17 in its last 133 and 226-36 in its last 262 games
SDSU is Outrebounded	2-9	28-30	Lost 4	SDSU is 18-15 in its last 33 and 68-60 in its last 128 games when outrebounded; Last win: at Nevada (3-5-22)
SDSU Commits Fewer TOs	13-4	82-16	Lost 2	SDSU is 54-10 in its last 64 and 127-23 in its last 150 when committing fewer turnovers. Last loss: vs. Creighton (3-17-22)
Opp. Commits Fewer TOs	5-3	26-21	Won 3	SDSU is 89-55 in its last 144 games when committing more turnovers; Last win: vs. Fresno State (3-10-22)
SDSU More FT Attempts	14-1	75-7	Won 11	SDSU is 46-2 in its last 48 and 213-32 in its last 245 games in the category. Last loss: at Michigan (12-4-21)
Opp. More FT Attempts	8-8	40-28	Lost 2	SDSU is 83-59 in its last 142 games in this category. Last win: at Nevada (3-5-22)
SDSU Shoots Better than Opp.	20-2	101-7	Won 5	SDSU is 19-1 in last 20; 73-3 in last 76; 103-7 in last 110; 263-17 in last 280 with higher FG pct. Last loss: at Boise State (2-22-22)
Opp. Shoots Better than SDSU	3-7	17-33	Lost 2	SDSU is 51-81 since the start of '10-11 when the opponent has a higher FG pct.; Last win: vs. Colorado State (3-11-22)
SDSU Shoots 50% or Better	6-0	43-1	Won 31	70-game win streak snapped at California (12-8-18). Won 90 straight at home when FG pct. >= 50.0 pct. (last loss: UNLV, 1-26-02)
SDSU Shoots Between 40-50%	12-3	55-18	Lost 1	Since March 3, 2010, SDSU is 150-36 overall and 79-10 at home
SDSU Shoots 40% or Less	4-6	20-21	Lost 1	SDSU is 150-27 when shooting 38.9 pct. or better (since Jan. 31, 2015); SDSU is 115-8 since Feb. 22, 2012, at home, when shooting at least 38.9 pct.
Opp. Shoots 50% or Better		2-11	Lost 1	Last win: at Air Force (1-22-21)
Opp. Shoots Between 40-50%	5-5	37-21	Lost 1	Last loss: vs. Creighton (3-17-22); Last win: vs. Colorado State (3-11-22)
Opp. Shoots 40% or Less	18-4	80-8	Lost 1	SDSU is 58-5 in last 63; 289-38 in last 327 times the opponent has shot 40 pct. or less; Last loss: vs. Boise State (3-12-22)
Opp. Shoots 35% or Less	7-2	37-2	Won 1	Had won 35 straight until vs. Boise State (1-22-22); Prior last loss in the category was at CSU (2-25-17); SDSU 34-1 in last 35 gms. at Viejas dating back to 12-18-15 (GCU)
SDSU Bench Outscores Opp.	17-7	73-18	Lost 2	SDSU is 52-10 in its last 62 and 200-42 in this category since the beginning of the 2010-11 season; Aztecs are 168-38 in last 206 games
Opp. Bench Outscores SDSU	5-2	43-21	Won 1	SDSU is 99-55 in this category since the beginning of the 2010-11 season
SDSU Scores Less Than 60	1-7	2-16	Lost 1	SDSU is 25-44 in its last 69 games when scoring less than 60 points; Last win: vs. Fresno State (3-10-22), snapped 9-game losing streak
SDSU Scores At Least 60 & Less Than 70	10-2	34-16	Lost 1	SDSU is 90-39 in its last 129 games. Last loss: vs. Creighton (3-17-22) in which 34-game win streak scoring at least 65 points was snapped; 67-2 since March 15, 2019
SDSU Scores Between 70-79	11-0	43-5	Won 30	SDSU is 45-5 in last 50, 132-13 in its last 145 when scoring 70-79. Last loss: vs. Fresno State (3-6-19); 47-3 at home in last 50
SDSU Scores Between 80-89	1-0	26-3	Won 19	SDSU is 47-5 in its last 52 games when scoring between 80-89 points
SDSU Scores Between 90-99		13-0	Won 28	The Aztecs have won 28 straight games and are 38-2 since 1999-2000 when scoring 90+ points
SDSU Scores 100+		1-0	Won 27	The Aztecs have won 27 straight games when reaching triple digits. SDSU is 4-0 in games where it has scored 100+ points since the 1999-2000 season.
Opp. Scores Less Than 50	5-1	14-1	Won 3	SDSU is 18-1 in last 19; 67-4 in last 71 in this category (losses: at UW, 12-7-14; vs. Wyo., 3-14-15; Little Rock, 11-21-15; vs. Boise 1-22-22)
Opp. Scores Less Than 60	15-5	66-7	Lost 1	SDSU is 75-7 in its last 82 games in the category; Last loss: vs. Boise State (3-12-22)
Opp. Scores Between 50-59	9-3	51-5	Lost 1	SDSU is 130-4 the last 134 home games when holding the opponent to 60 points or less (last loss: vs. Boise State, 1-22-22)
Opp. Scores Between 60-69	7-1	36-8	Won 7	SDSU is 51-5 in its last 56 games and 91-13 in last 104 games in this category
Opp. Scores Between 70-79	1-3	16-12	Lost 1	SDSU is 19-2 in last 21 games; 91-30 in the category since the start of 2010-11.
Opp. Scores Between 80-89		1-10	Lost 4	SDSU is 32-33 in its last 65 games when allowing between 70-79 points
Opp. Scores Between 90-99		0-3	Lost 3	SDSU is 3-15 since the beginning of the 2010-11 season in this category.
Opp. Scores 100+			Lost 9	SDSU snapped a 24-game losing streak in the category by winning at TCU (3-3-12)
Wearing Black	7-6	40-26	Lost 1	SDSU is 26-9 in last 35 and 83-57 in its last 140 in the black uniforms; Last worn at home: vs. Air Force (2-12-22)
Wearing Alternate Black (Red Writing)	1-3	14-4	Lost 1	Worn at San Diego, vs. Creighton, at CSU, at USU, at WYO, at Fresno State, at UNLV, at UNM, at AFA at Boise State, vs. UNLV, at NEV, at ASU, vs. SMC
Wearing Red		2-0	Won 3	Aztecs are 17-5 in their last 22 when wearing red since the start of 2010-11; Last worn: vs. Nevada (1-18-20)
Wearing White	15-3	72-14	Lost 1	43-5 in last 48; Last worn on the road at Fresno State (2-20-21); Last neutral: vs. Creighton (3-17-22); 15-game win streak ended vs. Utah State (3-7-20)
Wearing Retro White		3-1	Won 2	Wore vs. USD and vs. No. 2/3 Kansas in 2015-16; vs. Alabama State, Wyoming, Air Force in 2016-17; vs. Georgia and California, USU, CSU in 2017-18
Wearing Retro White Shorts		7-0	Won 7	Debuted vs. Colorado State (1-4-21)
Wearing Camouflage			Lost 1	SDSU lost to No. 9/9 Syracuse (11-11-12)
Wearing Pewter Gray			Won 2	Uniforms made its debut vs. USD (12-15-12); Also worn against UNLV (1-16-13), FS (2-9-13), BSU (3-13-13)
Wearing Turquoise	1-0	5-0	Won 8	Made its debut vs. Bakersfield (11-20-14); Also vs. SD Christian (11-18-15), vs. Savannah St. (11-28-16), vs. McNeese (11-17-17), Jackson St. (11-27-18), Tennessee State (11-25-19), UC Irvine (11-27-20), UT Arlington (11-20-21)
On Monday	3-0	7-1	Won 6	Aztecs are 19-3 on Monday since the beginning of 2010-11. Last loss: vs. (1/1) Duke (11-19-18)
On Tuesday	3-1	19-6	Lost 1	SDSU is 51-13 in its last 64 games played on Tuesday. Last loss: at Utah State (2-26-19)
On Wednesday	3-1	21-6	Won 1	SDSU is 36-10 in last 46 and 66-18 in its last 84 games played on Wednesday
On Thursday	4-1	17-3	Lost 1	Aztecs played just 42 Thursday games since the start of the 2010-11 season
On Friday	3-3	14-5	Won 2	SDSU is 36-10 in its last 46 games played on the day
On Saturday	6-3	34-18	Lost 1	SDSU is 88-42 in its last 130 games played on Saturday. Seven-game win streak snapped vs. UNLV (2-22-20)
On Sunday	1-0	7-1	Won 7	The Aztecs have played only 28 Sunday games since the beginning of the 2010-11 campaign (20-8)
In November	5-2	25-6	Won 1	SDSU is 59-15 in November since the beginning of the 2010-11 campaign
In December	3-1	18-7	Won 3	The Aztecs are 62-16 in their last 78 games played in December. Last loss: at Michigan (12-4-21)
In January	4-2	28-12	Won 1	SDSU is 56-19 in last 74 and 72-23 in last 95 January games
In February	7-2	31-7	Won 2	SDSU is 58-20 in its last 78 games played during the month
In March	4-2	17-8	Lost 2	The Aztecs are 63-25 in their last 88 March games

2021-22 Recaps



MOUNTAIN WEST-RECORD 14-TIME CONFERENCE CHAMPIONS



GAME 1 San Diego State 66 UC Riverside 53

Nov. 9, 2021 | San Diego, Calif.
Viejas Arena | Att.: 11,729

SAN DIEGO — Matt Bradley led all scorers with 23 points and Trey Pulliam added 15 as the San Diego State men's basketball team defeated the UC Riverside Highlanders 66-53 to open the 2021-22 season on Tuesday night in Viejas Arena.

"Obviously, it's a very good Riverside team and we knew this would be a test," Aztecs coach Brian Dutcher said. "We prepared hard for it. They were good, but our defense over the years has been good and it was good again tonight. We knew they had to make a lot of threes to beat us. They caught us in some help situations where they kicked it out. They're well coached and they're disciplined, and they play the right way. We had enough grit and toughness about us to be productive at both ends of the floor. I thought Trey Pulliam did a good job getting to his mid-range game and Matt Bradley attacked the point well. We played downhill against them and we weren't just stuck on the perimeter. We were aggressive getting downhill to the basket and I thought that helped us."

Bradley's 23 points are the most for an Aztecs (1-0) in his debut since Jerome Habel scored 23 against California on Nov. 18, 2006. Bradley has scored in double figures in 14 straight games.

San Diego State's win over UC Riverside (0-1) was its 12th in as many tries and is the second longest active winning streak for the program against any opponent. It is also the 16th straight victory against an in-state opponent, the 20th straight against a Big West foe and the ninth consecutive season opening win.

The lead changed five times in the first 13 minutes, but a layup by Keshad Johnson with 6:55 to go in the half gave San Diego State a 22-20 lead, one it would not relinquish. The Aztecs used a 10-0 run late in the half to build a double-digit lead and took a 40-30 advantage into halftime.

UC Riverside got the lead down to four points three times in the second half before the Aztecs put the game away and won by 13.

Pulliam reached double figure scoring for the fifth time in the last six games and Nathan Mensah added eight points, 10 rebounds and a pair of blocks. He has 102 blocks in his career and is now tied with Billy White for No. 8 on the program's career blocked shots list.

San Diego State next travels to Brigham Young for a Friday matchup with the Cougars in Provo. The tip is scheduled for 7 p.m. MT.

UC Riverside	FG	3FG	FT	R	F	TP	A	TO	S	B	MP
Moorman II *	4-11	1-6	0-1	5	4	9	2	1	2	0	33
McRae *	6-10	0-0	1-1	4	2	13	1	1	0	0	26
Pulliam *	3-8	1-3	2-2	5	2	9	4	5	0	0	37
Cameron *	1-7	0-4	2-2	4	4	4	1	3	1	0	33
Pickett *	2-3	2-2	1-2	4	4	7	1	1	2	0	36
Mading	1-3	1-3	0-0	0	3	0	1	0	0	0	6
Tattersall	1-4	1-4	1-1	1	2	4	1	1	1	0	12
Martinez	2-5	0-0	0-0	3	2	4	0	2	0	0	14
Elkoz	0-0	0-0	0-0	0	1	0	0	0	0	0	3
TEAM											0
Totals	20-51	6-22	7-9	26	21	53	12	15	6	0	200

San Diego State	FG	3FG	FT	R	F	TP	A	TO	S	B	MP
Johnson *	2-4	0-1	0-3	2	2	4	0	2	1	0	18
Mensah *	4-4	0-0	0-2	10	1	8	2	1	1	2	24
Seiko *	0-2	0-2	0-0	4	1	0	1	1	0	0	29
Bradley *	8-13	0-0	7-9	2	1	23	1	3	1	1	33
Pulliam *	7-16	1-3	0-0	4	3	15	1	2	0	0	31
Tomaic	1-3	1-3	1-2	1	1	4	1	1	0	3	18
Butler	0-1	0-0	5-6	1	3	5	1	2	0	0	16
Diabate	0-1	0-1	1-2	2	1	1	0	0	0	1	10
Baker-Mazara	1-4	0-1	4-5	6	0	6	0	0	0	1	14
Dimwiddie Jr.	0-1	0-0	0-0	0	1	0	0	0	1	0	6
TEAM											2
Totals	23-49	2-11	18-29	34	14	66	7	12	4	8	200

Halftime: San Diego State 40, UC Riverside 30. **FG%:** San Diego State 46.9, UC Riverside 39.2. **3FG%:** UC Riverside 27.3, San Diego State 18.2. **FT%:** UC Riverside 77.8, San Diego State 62.1. **Officials:** Tony Padilla, James Ford, Johnny Harrington. **Technical:** none.



GAME 2 Brigham Young 66 San Diego State 60

Nov. 12, 2021 | Provo, Utah
Marriott Center | Att.: 16,470

PROVO, Utah -- Aztec senior Nathan Mensah tied a career-high with 18 points and eight rebounds and classmate Trey Pulliam added 12 points and four assists but it was not enough as Brigham Young defeated San Diego State 66-60 on Friday evening.

"Well, obviously this is a major road game played in second game of the year," Aztec head coach Brian Dutcher said. "And I knew we weren't playing up to what we're going to be down this down the road, but I thought we competed hard enough to keep ourselves in the game and give ourselves a chance to win. We have to execute better at times. But I liked our grit. I liked our fight, like the way we got on the ball after loose balls, got on the floor, dove after it, and competed at a high level. Obviously, the keys of the game were trying to contain Barcello. He made the big basket at the end and to keep Lohner off the glass and he had the big tip and at the end. So we worked hard all game to prevent those things, but at the end those are the two players that made the plays that kind of sealed the victory for them."

In a closely contested game in which neither team led by more than six points, sophomore Keith Dinwiddie Jr. connected on a three-point field goal to give the Aztecs a 54-53 lead with 6:19 to play. It was San Diego State's final lead of the evening.

Brigham Young responded with an 8-2 run. Alex Barcello, who scored a team-high 17 points, scored six points during that spurt that put the Cougars up 61-56.

The Aztecs cut the deficit to three points on two occasions but was unable to draw any closer.

NATHAN CAN'T MISS

As previously mentioned, Nathan Mensah tied a career-high with 18 points on the strength of 6-of-7 shooting from the field. The senior is now 10-for-11 from the floor in his two games this season. He went 4-for-4 from the field in the season opener against UC Riverside.

DEFENSE RULES

San Diego State limited Brigham Young to 38.6 percent field goal shooting. It marked just the second time in the last 43 games (41-2) that the Aztecs have lost when limiting the opposition to 40 percent or less from the field.

San Diego State	FG	3FG	FT	R	F	TP	A	TO	S	B	MP
Johnson *	1-4	0-1	1-2	6	1	3	0	3	0	0	19
Mensah *	6-7	0-0	6-12	8	4	18	0	2	0	1	23
Seiko *	2-7	1-5	0-0	3	1	5	1	0	1	0	30
Bradley *	4-11	0-2	0-0	3	3	8	2	2	0	0	23
Pulliam *	5-14	1-6	1-2	3	3	12	4	0	0	0	36
Butler	2-5	0-1	0-1	1	5	4	0	2	2	0	13
Baker-Mazara	1-5	0-2	0-0	1	2	2	0	1	0	0	7
Tomaic	0-1	0-1	0-0	3	0	0	0	0	0	0	15
Diabate	0-1	0-0	1-2	3	1	1	0	0	0	0	10
Arop	2-2	0-0	0-0	3	3	4	1	0	2	0	12
Dimwiddie Jr. 1-4	1-4	0-0	0-0	0	3	1	0	1	0	1	11
TEAM											4
Totals	24-61	3-22	9-19	38	23	60	9	11	6	1	200

Brigham Young	FG	3FG	FT	R	F	TP	A	TO	S	B	MP
George *	1-3	0-1	2-4	3	1	4	1	1	0	2	17
Lohner *	3-12	0-4	1-2	8	4	7	0	2	0	0	31
Baxter *	3-4	0-0	0-0	4	2	6	1	0	0	1	10
Lucas *	2-12	1-3	8-8	3	1	13	5	1	0	0	32
Barcello *	6-10	3-5	2-2	2	1	17	3	3	1	0	34
Knight	3-7	0-2	2-4	6	1	8	0	1	0	1	24
Traore	4-6	0-0	1-1	8	3	9	2	0	0	0	27
Knell	0-3	0-0	0-0	2	3	0	0	1	0	0	14
Johnson	0-0	0-0	2-2	0	1	2	0	1	0	0	7
Ally Atiki	0-0	0-0	0-0	0	1	0	0	0	0	0	3
TEAM											0
Totals	22-57	4-18	23	42	18	66	12	11	1	4	200

Halftime: Brigham Young 32, San Diego State 30. **FG%:** San Diego State 39.3, Brigham Young 38.6. **3FG%:** Brigham Young 22.2, San Diego State 13.6. **FT%:** Brigham Young 78.3, San Diego State 47.4. **Officials:** David Hall, Eric Curry, Larry Spaulding. **Technical:** none.



GAME 3 San Diego State 65 Arizona State 63

Nov. 18, 2021 | San Diego, Calif.
Viejas Arena | Att.: 12,414

SAN DIEGO — Trey Pulliam made a go-ahead floater in the lane with 1:05 left and San Diego State held off Arizona State 65-63 Thursday night.

"All right. Good game. That's my statement," Aztec head coach Brian Dutcher said. "No, no, it was a hard-fought game. You know, I don't know if either team played up to what the coaches think their potential is, but both teams played hard and they competed at a high level. Sometimes that's enough and it was tonight. We competed and fought and toughed out a win. So we have lessons to learn, we'll get better, but it's an exciting way in front of a fantastic crowd. I forget what this crowd is like when you miss it for a whole year and then to get into the building and have this kind of Aztec support, I don't think anyone in the country has it like this. It was fantastic. You think the back-to-back games, we had at BYU 20,000 and 12,000 plus here tonight. That's the kind of atmosphere any kid dreams to play in front of and you know, our team had it back-to-back games."

Lamont Butler scored 14 points for SDSU (2-1), which beat the Sun Devils (2-2) for the second straight year. Matt Bradley scored 12 and Keshad Johnson and Nathan Mensah had 10 each for the Aztecs.

Pulliam's floater gave the Aztecs a 64-63 lead.

ASU missed three 3-pointers in the final 16 seconds, including a desperation shot by Jamiya Neal with three seconds left, after Bradley made one of two free throws.

Marreon Jackson scored 16 and Kimani Lawrence had 14 points and 12 rebounds for ASU.

Arizona State took a 39-30 lead early in the second half before SDSU used a 12-0 run to take the lead. Butler and Adam Seiko had 3-pointers and Mensah a slam dunk after rebounding a missed free throw by Butler.

ASU worked the lead back to four before SDSU came back on 3-pointers by Butler and Seiko. ASU's last lead was 63-61 on Jackson's jumper with 1:43 left.

Both teams shot poorly. SDSU shot 39.2% while ASU shot 37.3%. ASU made only 6 of 28 3-pointers (21.4%) while SDSU made 6 of 21 (28.6%).

ASU led 30-28 at halftime.

Arizona State	FG	3FG	FT	R	F	TP	A	TO	S	B	MP
Graham *	3-8	0-2	0-4	4	4	6	1	2	0	2	26
Lawrence *	7-10	0-0	0-0	12	2	14	3	2	0	1	33
Horne *	3-8	1-5	2-2	1	4	9	0	2	0	0	25
Muhammad *	2-8	2-5	3-3	1	2	9	0	0	2	0	30
Jackson *	5-18	2-12	4-5	7	1	16	7	2	3	0	35
Heath	1-5	1-3	2-2	1	2	5	0	2	1	0	14
Gaffney	0-0	0-0	0-0	1	4	0	1	1	2	1	19
Neal	1-2	0-1	2-2	1	1	4	1	0	0	0	17
Bookye	0-0	0-0	0-0	1	0	0	0	0	0	0	2
TEAM											2
Totals	22-59	6-28	13-18	31	20	63	13	11	8	4	200

San Diego State	FG	3FG	FT	R	F	TP	A	TO	S	B	MP
Johnson *	4-6	0-2	2-2	3	3	10	2	1	1	1	23
Mensah *	3-5	1-1	3-4	9	2	10	1	1	0	1	30
Bradley *	3-11	0-4	6-10	8	3	12	1	1	2	0	30
Pulliam *	1-5	0-1	2-4	6	3	4	4	1	1	0	31
Butler *	4-10	2-6	4-6	3	2	14	3	3	2	0	29
Seiko	2-4	2-4	0-0	1	1	6	0	0	1	0	22
Tomaic	1-2	1-1	0-0	1	1	3	0	1	0	0	11
Baker-Mazara	1-4	0-1	2-2	2	1	4	0	0	1	1	11
Diabate	0-2	0-0	0-0	0	0	0	0	0	0	0	4
Dimwiddie Jr.	1-1	0-0	0-0	0	0	2	0	1	0	0	3
Arop	0-1	0-1	0-0	2	0	0	0	2	0	0	6
TEAM											2
Totals	20-51	6-21	19-28	37	17	65	11	11	8	3	200

Halftime: Arizona State 30, San Diego State 28. **FG%:** San Diego State 39.2, Arizona State 37.3. **3FG%:** San Diego State 28.6, Arizona State 21.4. **FT%:** Arizona State 72.2, San Diego State 67.9. **Officials:** Randy McCall, Chris Rastatter, Mike Reed. **Technical:** Bradley (San Diego State).

INTRODUCTION

COACHES & STAFF

PLAYERS

2021-22 REVIEW

RECORDS

HISTORY

UNIVERSITY

AZTEC BASKETBALL MEDIA GUIDE

2021-22 Recaps



MOUNTAIN WEST-RECORD 14-TIME CONFERENCE CHAMPIONS

GAME 4

San Diego State 68 UT Arlington 62

Nov. 20, 2021 | San Diego, Calif.
Viejas Arena | Att.: 11,903

SAN DIEGO -- Senior Matt Bradley had 15 points and six rebounds and senior Trey Pulliam added 11 points as San Diego State defeated UT Arlington, 68-62, at Viejas Arena on Saturday night.

"We did everything we had to do to try to get them ready to play tonight," Aztec head coach Brian Dutcher said. "It's the first time in a long time where we've actually played live (at shootaround), because I didn't think they were engaged enough and mentally ready to play and that's on me. That's my job as the head coach. One of my job's is to get them ready to play and the other is to put them in a position to win and I have to do a better job of both. I always say it's better to learn in a win rather than a defeat, and that's what we did. We have a lot of lessons to learn."

The Aztecs (3-1) connected on 30-of-34 free throw attempts in the contest. The 30 makes were the most since March 1, 2006 and the 88.2 percent from the line on at least 30 attempts was its highest in the last 26 seasons.

The Mavs (1-4) kept the game close throughout, with San Diego State never building an advantage greater than 10 points.

The game was tied at 46 with 8:38 to play, when the Aztecs went on a 9-0 run. Nathan Mensah and Bradley combined for three free throws and Lamont Butler followed with a three-pointer in transition and Bradley capped the run with a trey of his own.

"We've just got to pay respects to Texas Arlington," senior guard Matt Bradley said. "They came in here and really battled. It was a battle from the start to the end and, I think it took certain plays for us to wake up. They were crashing the glass hard, something we've been working on throughout the season. And I think we've just got to continue to keep our mental (state) right, and just get better every day."

For the fourth game this season, San Diego State held its opponent to under 70 points, and less than 40 percent shooting from the floor. The Aztecs are 65-5 in the Dutcher era (since the start of the 2017-18 season) when they limit the opponents to less than 40 percent shooting and are 31-8 when they hold an opponent to between 60-69 points.

THE NOTE

San Diego State is now 35-1 the last 36 times it has attempted more free throws than its opponent.

UT Arlington	FG	3FG	FT	R	F	TP	A	TO	S	B	MP
Ehiguo	* 0-3	0-0	0-0	1	4	0	0	1	0	4	20
Young Jr.	* 0-6	0-1	0-0	10	0	0	3	1	2	0	26
Levi	* 2-8	0-0	1-4	4	2	5	4	2	2	0	32
Azore	* 5-16	0-2	5-7	2	5	15	0	4	1	0	37
Castro	* 7-15	3-7	0-0	5	1	17	2	3	1	1	35
Wilson	* 2-2	0-0	0-0	2	5	4	0	1	0	0	12
Hoiberg	* 3-6	2-3	0-0	2	2	8	1	0	0	0	19
Elame	* 5-8	0-1	1-2	3	4	11	0	1	0	0	11
Rojas	* 1-1	0-0	0-0	0	3	2	0	0	0	0	8
TEAM	5 0										
Totals	25-65	5-14	7-13	34	26	62	10	13	56	5	200

San Diego State	FG	3FG	FT	R	F	TP	A	TO	S	B	MP
Johnson	* 2-4	0-0	4-4	7	2	8	3	0	0	1	25
Mensah	* 3-8	0-0	3-5	4	3	9	1	5	0	3	21
Bradley	* 3-9	2-5	7-7	6	3	15	3	2	0	0	33
Pulliam	* 2-6	2-2	5-5	1	4	11	2	1	1	0	31
Butler	* 3-7	1-2	2-3	4	2	9	3	5	3	0	30
Seiko	* 0-4	0-3	2-2	1	0	2	0	0	0	0	16
Baker-Mazara	* 0-3	0-1	2-2	0	2	2	1	1	0	1	10
Tomaic	* 2-2	0-0	5-6	4	2	9	0	3	0	0	22
Dirwiddie Jr.	* 1-3	1-2	0-0	2	0	3	0	0	0	0	12
TEAM	5 0										
Totals	16-46	6-15	30-34	34	18	68	13	17	4	5	200

Halftime: San Diego State 31, UT Arlington 28. **FG%:** UT Arlington 38.5, San Diego State 34.8. **3FG%:** San Diego State 40.0, UT Arlington 35.7. **FT%:** San Diego State 88.2, UT Arlington 53.8. **Officials:** Tony Padilla, Glen Mayberry, Shawn Lehigh. **Technical:** Johnson, Mensah (San Diego State); Wilson (UT Arlington).



GAME 5

San Diego State 73 Georgetown 56

Nov. 25, 2021 | Anaheim, Calif.
Anaheim Arena | Att.: 1,402

ANAHEIM, Calif. -- Matt Bradley scored 18 points, Lamont Butler added a career-high 16 and the San Diego State Aztecs used a 15-to-1 second half run to pull away from the Georgetown Hoyas and give head coach Brian Dutcher the 100th victory of his career in a 73-56 win in the semifinal game of the Paycom Wooden Legacy in Anaheim Arena.

Coach Dutcher reached the milestone in his 132nd game leading the Aztecs. In comparison, Aztec Hall of Fame coach Steve Fisher reached 100 victories at San Diego State in his 205th game on the Mesa.

San Diego State (4-1) shot a season-high 48.3 percent (29-of-60) from the floor which included seven three pointers. Butler was perfect from the field going 6-of-6, including three 3-pointers. He is the first Aztec in 26 seasons to be perfect from the field, sinking at least six field goals, three from the bonus distance.

The game went back and forth for the first 15 minutes. But tied at 28-28 and 4:07 to go before the intermission, the Aztecs went on a 12-4 run to close the half and take a 40-32 lead into the break. Four players contributed to the run with the last five coming from Adam Seiko, who hit a three at the buzzer. SDSU shot 54.8 percent in the first 20 minutes and had 12 assists on 17 made buckets.

The second half saw SDSU open with a 14-7 spurt to increase the advantage to 15 points, 54-39 with 15:14 to play. Butler contributed 10 points in the run. The game looked to be in hand, but the Hoyas made a run over the following five and a half minutes and cut the lead to 57-53 with 9:39 to play.

However, from there the vaunted Aztec defense took over. San Diego State did not surrender a field goal for the remainder of the game. The Hoyas (2-2) missed seven shots, SDSU forced them into seven turnovers and used a 15-1 run to blow the game open, en route to the 17-point victory.

San Diego State will play for the championship of the Paycom Wooden Legacy on Friday, Nov. 26 against Southern California. Tip is scheduled for 8:30 p.m. and the game will be broadcast on ESPN2.

Georgetown	FG	3FG	FT	R	F	TP	A	TO	S	B	MP
Ighoefe	* 0-2	0-0	0-0	7	2	0	0	2	0	3	17
Mohammed	* 8-12	1-4	3-5	4	2	20	0	1	1	0	32
Harris	* 8-17	1-6	2-2	2	3	19	3	4	2	0	35
Rice	* 2-9	2-7	2-3	4	2	8	0	0	0	1	29
Carey	* 0-7	0-2	4-4	9	1	4	3	2	1	0	32
Wilson	0-0	0-0	0-1	1	0	0	0	0	0	0	7
Billingsley	1-2	0-0	1-2	1	5	3	0	0	0	0	12
Riley	0-2	0-1	0-0	1	0	0	0	0	0	0	9
Mutombo	1-4	0-0	0-1	4	1	2	0	1	0	2	13
Beard	0-0	0-0	0-0	1	0	0	0	1	0	0	4
Holloway	0-2	0-0	0-0	1	5	0	0	3	1	0	9
Clark	0-0	0-0	0-0	1	0	0	0	1	0	0	1
TEAM	2 0										
Totals	20-57	4-20	12-18	38	21	56	6	15	5	6	200

San Diego State	FG	3FG	FT	R	F	TP	A	TO	S	B	MP
Johnson	* 3-4	0-0	2-3	4	2	8	0	1	0	0	20
Mensah	* 1-5	0-0	2-2	6	2	4	0	2	1	4	23
Bradley	* 7-16	1-5	3-5	7	2	18	3	4	0	1	31
Pulliam	* 3-9	1-3	0-2	1	2	7	8	1	3	1	35
Butler	* 6-6	3-3	1-2	2	4	16	3	1	3	0	20
Tomaic	* 0-3	0-3	0-0	1	0	0	0	0	0	1	10
Seiko	2-2	1-1	0-0	2	1	5	0	0	1	0	10
Dirwiddie Jr.	1-3	1-1	0-0	0	2	3	0	1	0	0	18
Diabate	4-7	0-0	0-0	3	2	8	0	1	0	0	11
Baker-Mazara	0-1	0-0	0-0	1	0	0	0	0	0	0	6
Arop	2-3	0-0	0-3	3	0	4	0	1	1	0	14
Alger	0-0	0-0	0-0	0	0	0	0	0	0	0	1
Barnett	0-1	0-0	0-0	0	0	0	0	0	0	0	1
TEAM	9 0										
Totals	29-60	7-16	8-17	39	17	73	14	12	10	7	200

Halftime: San Diego State 40, Georgetown 32. **FG%:** San Diego State 48.3, Georgetown 35.1. **3FG%:** San Diego State 43.8, Georgetown 20.0. **FT%:** Georgetown 66.7, San Diego State 47.1. **Officials:** Pat Driscoll, Darron George, Daron White. **Technical:** none.

GAME 6

No. 24 Southern California 58 San Diego State 43

Nov. 26, 2021 | Anaheim, Calif.
Anaheim Arena | Att.: 2,890

ANAHEIM, Calif. - Trey Pulliam scored 11 points, while Lamont Butler and Aguek Arop each had nine, but the No. 24 Southern California Trojans, were able to limit the San Diego State Aztecs to 32.1 percent shooting and defeated SDSU 58-43 in the championship game of the Paycom Wooden Legacy on Friday night.

"It was a defensive struggle in the first half, no question about that," Aztec head coach Brian Dutcher said. "The only separation we gave them was that we missed three one-on-ones in a row and they had a basket right before the half, which gave them a little lead. I tried to encourage the team, a seven-point game at halftime is nothing in college basketball. But we let them come out and get a run on us early in the second half and they built a 15-point lead. We fought, cut it back to eight, but they're a good defensive team, they played good defense on us."

Isaiah Mobley scored 18 points and had 12 rebounds, Drew Peterson added 16 points and Chevez Goodwin finished with 10 as the Trojans improved to 6-0. They held the Aztecs to just 15 points in the first half.

San Diego State (4-2) was held to its lowest-scoring opening half since 14 points against Air Force on Jan. 12, 2019.

The Aztecs had just one first-half assist on six made baskets, and seven total assists in the game. San Diego State also lost the rebounding battle, with USC pulling down 49 to SDSU's 33.

Both teams struggled to score before halftime, but the Trojans went on an 8-0 run in the final 5:29 to lead 22-15 at the break. San Diego State shot just 23.1% from the field in the first half, while USC was not much better at 33.3%.

USC started the second half on a 10-2 run to take a 32-17 lead with 15:56 remaining in the game. The Aztecs didn't reach the 20-point mark until a 3-pointer by Aguek Arop with 15:03 to play.

Boogie Ellis, who started the game leading USC in scoring at 17.0 points per game, was held to just two points on 1-of-6 shooting.

BIG PICTURE

San Diego State: A three-game winning streak against Top 25 teams came to an end for the Aztecs, who face Long Beach State at home Tuesday before a trip to Ann Arbor to face No. 20 Michigan on Dec. 4. San Diego State had a 10-2 record in neutral-site games before losing Friday.

Southern California	FG	3FG	FT	R	F	TP	A	TO	S	B	MP
Goodwin	* 5-6	0-0	0-4	5	2	10	0	1	0	2	19
Mobley	* 7-19	1-5	3-8	12	2	18	1	0	1	2	37
Ellis	* 1-6	0-2	0-2	4	3	2	0	1	0	0	35
Peterson	* 6-10	1-2	3-3	6	3	16	3	3	2	1	36
Anderson	* 3-8	2-3	0-0	6	1	8	4	1	1	0	30
Agbonkpolo	1-3	0-1	0-0	1	1	2	0	2	0	1	12
Morgan	1-3	0-0	0-0	8	2	2	1	0	0	1	20
Dixon-Waters	0-2	0-1	0-1	3	2	0	1	0	0	0	10
TEAM	4 0										
Totals	24-57	4-14	6-18	49	16	58	10	8	4	7	200

San Diego State	FG	3FG	FT	R	F	TP	A	TO	S	B	MP
Johnson	* 1-3	0-1	1-3	3	1	3	1	0	0	0	22
Mensah	* 4-6	0-0	0-3	7	2	8	0	0	0	1	37
Bradley	* 1-7	0-4	1-1	4	4	3	2	1	0	0	24
Pulliam	* 4-10	1-2	2-4	3	4	11	1	3	1	0	34
Butler	* 4-14	1-3	0-0	3	1	9	1	0	1	0	35
Dirwiddie Jr.	0-5	0-4	0-0	0	2	0	1	1	0	0	20
Arop	4-7	1-1	0-0	6	4	9	0	0	2	0	21
Diabate	0-0	0-0	0-0	1	1	0	0	0	0	0	3
Baker-Mazara	0-1	0-1	0-0	1	0	0	0	0	0	0	6
Tomaic	0-3	0-1	0-0	0	1	0	0	0	0	0	8
TEAM	6 0										
Totals	18-56	3-17	4-11	33	21	43	7	6	5	3	200

Halftime: Southern California 22, San Diego State 15. **FG%:** Southern California 42.1, San Diego State 32.1. **3FG%:** Southern California 28.6, San Diego State 17.6. **FT%:** San Diego State 36.4, Southern California 33.3. **Officials:** Larry Spaulding, Deron White, Chris Rastatter. **Technical:** none.

2021-22 Recaps



MOUNTAIN WEST-RECORD 14-TIME CONFERENCE CHAMPIONS



GAME 7 San Diego State 72 Long Beach State 47

Nov. 30, 2021 | San Diego, Calif.
Viejas Arena | Att.: 11,917

SAN DIEGO - Trey Pulliam scored 16 points, including the first four in an 18-2 run in the first half that gave San Diego State control en route to a 72-47 win against Long Beach State on Tuesday night at Viejas Arena.

"It was nice to have a little breathing room today," Aztecs head coach Brian Dutcher said. "We created a lead, maintained it, built on it, so we weren't playing in a nail-biter like we've played in the last couple of games. It was good to get out on the break; we worked hard on that. I told the guys if we got stops and rebounds, we'd have the opportunity to run. We've been getting stops, but we haven't been rebounding. We did a little better job of rebounding until the very end, and that allowed us to get out on the fast break."

Matt Bradley had 12 points and Keith Dinwiddie scored 12 off the bench for SDSU (5-2), which beat Long Beach State (2-5) for the seventh straight time and the 15th time in 16 games. Lamont Butler scored 11. Colin Slater led Long Beach State with eight points.

The Aztecs bounced back from a rough performance in a 58-43 loss to No. 20 Southern California on Friday night in the title game of the Wooden Legacy in Anaheim.

San Diego State will play at No. 24 Michigan on Saturday. It will be coach Brian Dutcher's first time back at Crisler Center since he was on the staffs of Bill Frieder and Steve Fisher from the 1988-89 season until Fisher was fired before the 1997-98 season. Dutcher had a hand in recruiting the Fab Five, including Juwan Howard, who is in his third season as Michigan's coach.

Dutcher followed Fisher to SDSU in 1999 and was elevated to head coach after Fisher retired following the 2016-17 season.

The Aztecs trailed 13-12 when they went on an 18-2 run to take control. Pulliam scored the first four points of the run, on a reverse layup off a turnover and a floater after Lamont Butler stole the ball.

Butler and Chad Baker-Mazara made 3-pointers and Keshad Johnson had a windmill slam dunk to make it 28-15. Dinwiddie made two free throws to finish the run.

Long Beach State	FG	3FG	FT	R	F	TP	A	TO	S	B	MP
Roberts	* 2-5	0-0	1-3	6	0	5	0	2	0	0	20
Cobb	* 1-2	0-1	2-2	4	0	4	0	1	0	0	20
Murray	* 3-13	0-1	0-0	1	0	6	2	3	1	0	26
Jones	* 3-9	0-4	0-0	4	2	6	0	3	1	1	24
Traore	* 3-5	0-0	0-4	7	4	6	1	1	0	1	20
Hampton	1-5	0-1	3-5	4	2	5	0	4	1	0	19
Scott	1-1	0-0	0-0	1	3	2	1	0	0	0	11
Slater	3-8	0-2	2-2	1	1	8	0	3	0	0	21
Mansel	1-2	0-0	0-2	1	1	2	2	0	0	0	12
Ratsegard	0-1	0-1	1-2	1	1	1	0	0	0	0	9
Neal	0-3	0-1	2-2	1	1	2	0	1	1	0	11
Rhoden	0-0	0-0	0-0	0	0	0	0	1	0	0	4
Yan	0-1	0-0	0-0	1	0	0	0	0	0	0	4
TEAM				4							
Totals	18-55	0-11	11-22	36	15	47	6	19	4	2	200

San Diego State	FG	3FG	FT	R	F	TP	A	TO	S	B	MP
Johnson	* 4-6	0-0	0-0	3	4	8	1	1	2	0	18
Mensah	* 0-3	0-1	0-0	11	4	0	2	2	2	0	22
Bradley	* 4-8	1-2	3-4	7	4	12	2	3	1	0	25
Pulliam	* 7-9	1-1	1-2	1	2	16	5	2	2	0	24
Butler	* 3-5	1-2	4-4	1	1	11	3	3	3	1	25
Tomaic	0-1	0-0	0-0	1	2	0	0	0	0	0	17
Dinwiddie	4-9	2-7	2-2	2	1	12	1	1	1	0	21
Diabate	1-4	0-0	1-2	4	1	3	0	0	0	1	10
Baker-Mazara	2-7	1-3	2-2	2	0	7	1	1	1	2	18
Arop	1-3	1-2	0-0	1	1	3	0	0	0	0	10
Alger	0-3	0-2	0-0	0	1	0	0	0	1	0	3
Barnett	0-0	0-0	0-0	0	0	0	0	0	0	0	3
Broughton, Ty.	0-0	0-0	0-0	1	0	0	0	0	1	0	0
Broughton, Tr.	0-1	0-0	0-0	0	1	0	0	0	0	0	2
TEAM				4							
Totals	18-56	3-17	4-11	33	21	43	7	6	5	3	200

Halftime: San Diego State 35, Long Beach State 21. FG%: San Diego State 43.3, Long Beach State 32.7. 3FG%: San Diego State 33.3, Long Beach State 00.0. FT%: San Diego State 81.3, Long Beach State 50.0. Officials: Gregory Nixon, Shawn Lehigh, Nate Harris. Technicals: none.



GAME 8 No. 24 Michigan 72 San Diego State 58

Dec. 4, 2021 | Ann Arbor, Mich.
Crisler Center | Att.: 12,523

ANN ARBOR, Mich. - Matt Bradley scored 22 points, one of his season high, but it wasn't enough in San Diego State's 72-58 loss at No. 24 Michigan on Saturday afternoon in the Crisler Center.

"I've challenged this team," Aztecs head coach Brian Dutcher said. "I've given us a really difficult schedule. We set a game plan. Michigan had been struggling from three; they were shooting I think 29 percent for the year. (Michigan center Hunter) Dickinson had made one three all year and people basically weren't guarding him. And to his credit, he stepped up and made three today. They (average) five as a team. I think they hit 11 today... 11-for-20. So when you run into a team that shoots that high percentage from three, especially in their home gym, it's hard to get a win."

Aztec senior forward Nathan Mensah had two blocks and moved into a tie with San Diego State Hall of Famer Michael Cage for fourth place on the program's career blocks list with 118.

Dickinson had 23 points and 14 rebounds, freshman Caleb Houston scored a season-high 17 points for the Wolverines.

The Wolverines (5-3) led by just two points at halftime, coming off a 21-point loss at North Carolina. They bounced back and pulled away with a 17-2 run to take a 64-45 lead.

The Aztecs (5-3) were led by Bradley's 22 points and Keshad Johnson had seven rebounds to lead SDSU.

"We played a solid first half," Dutcher said. "We wore down. Trey (Pulliam) wore down. All the things we put on the board; win the free throw battle, we led that at half (and) won that for the game. Win the rebounding war. We were up two rebounds in the first half, and I think they outrebounded us by three. So, we had some keys to the game. Taking away the three was not one of them. That was intentional. Obviously, we rolled the dice, and they made a lot of threes today and that always wins college games. I don't think we give up more than five a game when we concentrate on that. We had a different set of thoughts about this game. We're going to give them some threes, and to their credit they stepped up and made them."

FAMILIAR FACE

San Diego State coach Brian Dutcher helped recruit Michigan coach Juwan Howard to play for the Wolverines three decades ago when he was an assistant under Steve Fisher. Dutcher 10 seasons as an assistant at Michigan from 1988-89 through 1997-98. He succeeded Fisher at

San Diego State	FG	3FG	FT	R	F	TP	A	TO	S	B	MP
Johnson	* 2-6	0-2	1-2	7	0	5	0	1	0	1	22
Mensah	* 2-5	0-1	0-0	5	2	4	0	2	0	2	26
Seiko	* 1-5	1-5	0-0	2	0	3	1	1	1	0	32
Bradley	* 9-16	2-5	2-3	4	3	22	2	5	2	0	33
Pulliam	* 2-9	0-2	3-4	5	4	7	2	2	2	0	37
Dinwiddie Jr.	3-8	2-6	0-0	2	2	8	0	1	1	0	14
Tomaic	1-2	0-0	0-1	2	1	2	1	1	0	1	16
Arop	0-1	0-0	0-0	4	0	0	0	1	0	0	11
Baker-Mazara	2-4	1-2	2-2	1	1	7	0	0	0	0	8
TEAM				1				2			
Totals	22-56	6-23	8-12	33	13	58	6	16	6	4	200

Michigan	FG	3FG	FT	R	F	TP	A	TO	S	B	MP
Diabate	* 1-3	0-0	0-0	0	0	2	0	1	0	1	7
Dickinson	* 10-16	3-3	0-0	14	3	23	3	0	3	1	39
Jones	* 2-4	0-1	0-0	1	3	4	1	1	0	0	17
Houston	* 6-10	4-5	1-2	5	2	14	1	2	2	0	35
Brooks	* 3-11	2-6	2-3	4	2	10	5	3	3	1	39
Johns Jr.	1-2	1-2	0-0	0	1	3	0	1	0	0	14
Collins	3-7	0-0	2-6	4	2	8	3	1	1	0	24
Williams II	2-5	1-2	0-0	6	1	5	0	2	0	0	21
Jackson	0-2	0-1	0-0	0	0	0	0	0	0	0	3
TEAM				2				2			
Totals	26-80	11-20	5-11	36	14	72	13	13	3	4	200

Halftime: Michigan 36, San Diego State 34. FG%: Michigan 46.7, San Diego State 39.3. 3FG%: Michigan 55.0, San Diego State 26.1. FT%: San Diego State 66.7, Michigan 45.5. Officials: Kelly Pfeifer, Lewis Garrison, Deldre Carr. Technicals: none.



GAME 9 San Diego State 66 Cal State Fullerton 56

Dec. 8, 2021 | San Diego, Calif.
Viejas Arena | Att.: 11,823

SAN DIEGO - Three Aztecs scored in double figures and the San Diego State men's basketball team hit a season-best eight three pointers in a 66-56 victory over the Cal State Fullerton Titans on Wednesday night in Viejas Arena.

"I know I've said this before and I'm going say it again. 'It's hard to win a college basketball game,'" Aztec head coach Brian Dutcher said. "I don't care where you're playing, who you're playing, it's hard to win a game. And to our credit, we found a way to win. Everybody deals with adversity. You know, not having Lamont (Butler); Tairou (Daibate) is out; AG (Aguek Arop), he couldn't go. At pregame meal today, Josh (Tomaic) said he didn't think he could play because his hip was bothering him. He missed two days of practice and just went to walk-through today and he found a way to get it out and give us valuable minutes when Keshad got in foul trouble. So, can we play better? 100 percent we can play better. But did we play good enough to win tonight? Yes, we did. And so, I'm happy with that."

Matt Bradley led the offensive charge with his second consecutive game with 22 points. He also chipped in with a share of the team lead with three assists and added two rebounds and a steal. Trey Pulliam finished with 15 points, career-bests with seven boards and four steals as well as three assists and a block. Adam Seiko with 11 points, his first double digit scoring effort of the year and chipped in with three rebounds, two steals and an assist.

Leading by a point, 52-51 with 3:57 to play, Bradley took over. He made the second and third of three straight buckets from the San Bernardino native, and he then assisted on a Seiko 3-pointer to give San Diego State (6-3) a six-point cushion which it pushed to double digits by the final horn.

The Aztecs limited the Cal State Fullerton (4-5) to 38.9 percent shooting in the game; the sixth time in eight games this season SDSU has held its opponent to less than 40 percent from the floor. San Diego State equaled a season-best with 15 assists and used those on 24 made baskets.

Both its 11 steals and 16 turnovers forced are the second most in a game this year by the Aztecs and led to 21 points for San Diego State.

The Titan offense was led by Tray Maddox Jr.'s 15 points and Vincent Lee topped the squad with seven rebounds.

Cal State Fullerton	FG	3FG	FT	R	F	TP	A	TO	S	B	MP
Lee	* 3-4	0-0	1-2	7	2	7	1	1	0	0	35
Anosike	* 4-9	0-1	1-2	6	4	9	3	4	1	0	34
Maddox Jr. T	* 6-14	3-8	0-0	0	4	15	1	2	1	0	29
Milstead	* 1-4	0-2	2-2	0	4	4	3	2	1	0	17
San Antonio	* 1-3	1-2	0-0	2	0	3	1	1	1	0	20
Wrightsell Jr.	0-5	0-3	2-2	4	2	2	0	5	1	0	26
Maddox Jr. D	4-8	3-5	0-0	3	3	11	1	0	1	0	22
Doumbia	0-1	0-1	0-0	0	0	0	0	1	1	0	6
Loku	1-1	0-0	0-0	0	0	2	0	0	0	0	5
Harris	1-5	0-0	1-2	2	0	3	0	0	1	0	6
TEAM				5				0			
Totals	21-54	7-22	7-10	29	19	56	10	16	8	0	200

San Diego State	FG	3FG	FT	R	F	TP	A	TO	S	B	MP
Johnson	* 1-3	0-1	0-0	2	4	2	3	2	1	1	16
Mensah	* 2-5	0-0	2-4	9	1	6	2	4	2	3	32
Seiko	* 4-6	3-4	0-0	3	0	11	1	0	2	0	35
Bradley	* 8-18	2-4	4-4	2	1	22	3	2	1	0	37
Pulliam	* 5-10	1-3	4-4	7	2	15	3	5	4	1	37
Tomaic	2-5	1-3	0-2	4	1	5	1	1	1	0	29
Dinwiddie	0-1	0-1	0-0	1	2	0	0	1	0	0	5
Baker-Mazara	2-5	1-2	0-0	3	1	5	2	1	0	0	13
TEAM				3				0			
Totals	24-53	8-18	10-14	33	12	66	15	16	11	5	200

Halftime: San Diego State 32, Cal State Fullerton 22. FG%: San Diego State 45.3, Cal State Fullerton 38.9. 3FG%: San Diego State 44.4, Cal State Fullerton 31.8. FT%: San Diego State 71.4, Cal State Fullerton 70.0. Officials: Mike Scyphers, Frank Harvey III, Casey McCellan. Technicals: none.

INTRODUCTION

COACHES & STAFF

PLAYERS

2021-22 REVIEW

RECORDS

2021-22 Recaps



MOUNTAIN WEST-RECORD 14-TIME CONFERENCE CHAMPIONS

GAME 10

San Diego State 65
Nevada 60

Jan. 7, 2021 | San Diego, Calif.
Viejas Arena | Att.: 0



PHOENIX — Senior guard Trey Pulliam was one of three Aztecs in double figures and for the eighth time in 10 games San Diego State's men's basketball team limited its opponent to under 40 percent shooting in a 63-53 victory over the Saint Mary's Gaels at the Footprint Center.

Pulliam led all scorers with 15 points on 6-of-11 shooting from the field, including going 1-of-1 from the bonus distance and was 2-of-2 from the line. In addition, he totaled a game-high six assists and had a steal. Matt Bradley recorded 14 points to go along with two assists, two rebounds and two steals and Adam Seiko equaled a career-best four 3-pointers on four attempts and finished with a season-high 12 points.

Leading 26-25 at the half, San Diego State (7-3) came out in the second half and built an 11-point advantage, 46-35 with 14:23 to play. It looked like SDSU would run away with the game, but Saint Mary's (10-3) had other ideas.

The Gaels went on a 13-3 run over the next seven minutes to slice the Aztecs' lead to a single point, 49-48 with 7:33 to go.

SDSU then sank five free throws followed by a Seiko three to push its advantage back to nine points. Saint Mary's then hit five unanswered points to cut its deficit to four, 57-53 with 2:49 left. From there Bradley hit a layup, and Pulliam added two free throws and another layup to secure the 63-53 victory.

Senior Forward Nathan Mensah dominated on the defensive end finishing with 13 rebounds, five points and three blocks. In two games against Saint Mary's, in the last two years, Mensah scored 23 points, grabbed 26 rebounds and blocked nine shots.

San Diego State returns to action on Wednesday, Dec. 22, when it hosts UC San Diego in Viejas Arena.

San Diego State	FG	3FG	FT	R	F	TP	A	TO	S	B	MP
Johnson	* 2-3	0-0	2-3	2	0	6	0	1	2	0	30
Mensah	* 2-10	0-0	1-2	13	3	5	0	2	2	3	30
Seiko	* 4-4	4-4	0-1	2	2	13	1	1	0	0	32
Bradley	* 5-14	0-3	4-4	2	1	14	2	3	2	0	36
Pulliam	* 6-11	1-1	2-2	1	3	15	6	4	1	0	37
Dimwiddle Jr.	1-4	0-0	0-0	2	1	2	0	0	0	0	8
Tomaic	1-1	1-1	0-0	0	3	3	0	1	1	0	8
Arap	1-5	0-0	1-2	5	1	3	1	2	2	0	11
Baker-Mazara	1-2	1-1	0-0	1	2	3	0	0	0	0	8
TEAM	7										
Totals	23-54	7-10	10-14	35	16	63	10	14	10	3	200

Saint Mary's	FG	3FG	FT	R	F	TP	A	TO	S	B	MP
Tass	* 4-7	0-0	4-4	4	3	12	2	4	0	3	29
Bowen	* 1-4	1-2	0-0	8	0	3	2	0	2	0	38
Johnson	* 2-6	0-0	0-2	7	4	4	0	1	0	0	23
Kulbse	* 6-14	1-3	0-0	3	3	13	2	2	0	0	31
Ducas	* 1-6	1-5	2-2	6	3	5	0	1	0	0	29
Fotu	0-4	0-3	2-4	1	1	2	0	4	0	0	12
Marcilionis	4-9	1-5	0-0	2	3	9	0	1	4	0	26
Mullins	1-2	1-2	2-2	0	0	5	0	0	1	0	11
Saxen	0-0	0-0	0-0	1	0	0	0	0	0	0	1
TEAM	1										
Totals	19-52	5-20	10-14	33	17	53	6	14	7	3	200

Halftime: San Diego State 26, Saint Mary's 25. FG%: San Diego State 42.6, Saint Mary's 36.5. 3FG%: San Diego State 70.0, Saint Mary's 25.0. FT%: San Diego State 71.4, Saint Mary's 71.4. Officials: Keith Kimble, DJ Carstensen, Rob Riley. Technicals: none.



GAME 11

San Diego State 78
UC San Diego 57

Dec. 22, 2021 | San Diego, Calif.
Viejas Arena | Att.: 10,912

SAN DIEGO — Four Aztecs scored in double figures led by Nathan Mensah's career-high 19 points as the San Diego State men's basketball team cruised to a 78-57 victory over the UC San Diego Tritons 78-57 on Wednesday night at Viejas Arena.

"We shot the ball very well," Aztec head coach Brain Dutcher said. "I think it's the third or fourth game in a row where we really shot the three well. When we do that, we're a lot more dangerous. It opens everything up. Nathan Mensah was good around the basket today. He had the same looks against Saint Mary's and couldn't get them to fall. But to his credit, he kept his confidence up."

Mensah scored the game's first bucket, six of the team's first 10 points and finished the night 9-of-12 from the floor and 1-of-2 from the line. He added a game-high nine rebounds and blocked two shots. It was the 18th consecutive game the Accra, Ghana native has had at least one blocked shot and the eighth straight with multiple blocked shots.

In the first 20 minutes, San Diego State (8-3) hit 19-of-33 field goals for a season-best 57.6 percent for the half and finished the game shooting 54.1 percent (33-of-61), also a season high.

The Aztecs had 23 assists on 33 made baskets and hit a season-high nine 3-pointers. They outrebounded the Tritons 33-to-29, including 8-to-7 on the offensive glass and had a 7-to-2 advantage in second-chance points. SDSU forced 18 UCSD turnovers which they converted into 21 points.

SDSU used a 10-0 run in the first half to turn a seven-point game, 33-26 with 4:07 to go before halftime into a 17-point advantage with just under a 1:30 to go before intermission and took a 15 point, 45-30 lead into the break.

The Aztecs maintained its double-digit lead throughout the second half, with UC San Diego (6-5) get as close as 10 points with just under 12 minutes to play, but SDSU then went on a 14-0 run to blow the game open and cruised to the 21-point victory.

Joining Mensah in double figures were Keshad Johnson with 13 points on 6-of-8 from the field, including 1-of-2 from distance. He added seven rebounds, four assists and a career-best with three blocks. Matt Bradley also finished with 13 points, five rebounds, six assists and two steals. Adam Seiko wound up with 11 points, two assists, a steal.

UC San Diego	FG	3FG	FT	R	F	TP	A	TO	S	B	MP
Racak	* 4-15	0-1	2-2	6	2	10	2	4	0	0	27
Nwaokorie	* 4-6	1-3	0-0	4	5	9	0	4	1	0	21
Pope	* 2-5	1-1	5-5	4	0	10	0	1	0	1	31
Killingworth	* 2-5	0-2	0-0	6	2	4	2	2	0	0	32
RoqueMORE	* 1-4	0-2	1-1	1	1	3	4	2	1	0	32
Kosakowski	6-9	6-9	0-1	1	0	18	0	3	0	0	26
Gray	0-1	0-0	0-0	0	0	0	2	0	0	0	13
Vulkitic	1-6	1-4	0-0	0	1	3	2	0	0	0	16
Pearson Jr.	0-0	0-0	0-0	0	0	0	0	0	1	0	1
DeGraaf	0-0	0-0	0-0	0	0	0	0	1	0	0	1
TEAM	7										
Totals	20-51	9-22	8-9	29	11	57	13	18	3	1	200

San Diego State	FG	3FG	FT	R	F	TP	A	TO	S	B	MP
Johnson	* 6-8	1-2	0-2	7	0	13	4	1	0	3	27
Mensah	* 9-12	0-0	1-2	9	1	19	0	0	0	2	26
Seiko	* 4-10	3-6	0-0	1	1	11	2	0	1	0	30
Bradley	* 5-12	3-6	0-0	5	1	13	6	3	2	0	31
Pulliam	* 1-6	1-2	1-2	2	2	4	7	2	1	0	33
Dimwiddle Jr.	2-3	1-2	0-0	1	1	5	1	1	0	0	16
Baker-Mazara	3-6	0-1	0-0	0	0	6	2	0	2	0	10
Tomaic	1-1	0-0	0-0	3	0	2	1	0	0	0	12
Arap	1-2	0-0	1-1	0	2	3	0	1	2	0	8
Diabate	1-1	0-0	0-0	1	0	2	0	0	0	1	5
Barnett	0-0	0-0	0-0	0	0	0	0	0	0	0	2
Alger	0-0	0-0	0-0	0	0	0	0	1	0	0	1
Broughton, Ty	0-0	0-0	0-0	1	0	0	0	0	0	0	1
TEAM	3										
Totals	33-61	9-19	3-7	33	8	78	23	9	8	6	200

Halftime: San Diego State 45, UC San Diego 30. FG%: San Diego State 54.1, UC San Diego 39.2. 3FG%: San Diego State 47.4, UC San Diego 40.9. FT%: UC San Diego 88.9, San Diego State 42.9. Officials: Eric Curry, Scott Brown, Ryan Holmes. Technicals: none.

GAME 12

San Diego State 62
UNLV 55

Jan. 1, 2022 | Las Vegas, Nev.
Thomas & Mack Center | Att.: 5,082



LAS VEGAS - Matt Bradley had 17 points and seven rebounds and Keshad Johnson recorded his first career double double, 10 points and 11 rebounds, to carry San Diego State to a 62-55 win over UNLV on Saturday in each program's Mountain West Conference opener. The victory was San Diego State's 15th-straight against Mountain West Conference opponents and its 12th win against UNLV in Thomas & Mack Center in its last 13 tries.

San Diego State (9-3, 1-0) earned its fourth consecutive victory. Chad Baker added 11 points. Nathan Mensah had 10 points, seven rebounds and four blocks to move in to third place on the program's career blocked shots list. He has 130 rejections in his Aztecs career.

The Aztecs held UNLV to 29.7 percent field goal shooting. That is the lowest for the Runnin' Rebels since they shot 29.0 percent against No. 14 North Carolina on Nov. 30, 2020 (neutral site game). The last time they were held to this percentage or lower at Thomas & Mack Center was Jan. 4, 2017, against Boise State.

Trailing by as many as seven points, 20-13, midway through the first half, SDSU used a 22-12 run in the final nine minutes to take a three-point, 35-32 advantage into the intermission.

The San Diego State defense limited UNLV to 23 points in the second half, a season low for the team, and built a 10-point lead with just over half a minute to play before earning the seven point victory.

SDSU dominated the paint, outscoring UNLV 30-16 and it outrebounded the Runnin' Rebels, 55-42. For the Aztecs, it enjoyed season highs in offensive rebounds (19), defensive rebounds (36), total rebounds (55) and rebound margin (+13).

Donovan Williams had 16 points and three blocks for the Runnin' Rebels (8-6, 0-1), whose four-game win streak ended. Bryce Hamilton added 15 points. Royce Hamm Jr. had 14 rebounds.

San Diego State won the game despite being with out two starting guards in Trey Pulliam and Lamont Butler. The pair are averaging 20.3 of the team's 64.5 points per game.

THE BIG NOTE

Brian Dutcher has been on the SDSU sidelines for 35 of SDSU's 39 victories in the series. Those 35 wins have come against 10 different UNLV head coaches (Bill Bayno, Max Good, Charlie Spoonhour, Jay Spoonhour, Lon Kruger, Dave Rice, Todd Simon, Marvin Menzies, T.J. Otzelberger and Kevin Kruger).

San Diego State	FG	3FG	FT	R	F	TP	A	TO	S	B	MP
Johnson	* 4-8	0-2	2-3	11	3	10	0	1	0	1	30
Mensah	* 3-14	0-0	4-8	7	2	10	1	1	0	4	29
Seiko	* 1-2	0-1	2-2	7	2	4	3	2	0	0	38
Bradley	* 5-18	2-7	5-6	7	3	17	0	1	2	0	34
Dimwiddle Jr.	* 0-5	0-3	1-2	2	1	1	2	0	0	0	15
Baker-Mazara	5-6	1-1	0-0	5	2	11	0	3	1	2	18
Arap	4-8	0-1	1-3	8	3	9	0	1	4	0	22
Tomaic	0-0	0-0	0-0	0	2	0	0	0	0	0	8
Barnett	0-0	0-0	0-0	0	0	0	0	1	0	0	2
Diabate	0-4	0-0	0-0	4	0	0	0	0	0	0	5
TEAM	4										
Totals	22-65	3-15	15-24	55	18	62	6	10	7	7	200

UNLV	FG	3FG	FT	R	F	TP	A	TO	S	B	MP
Williams	* 5-13	1-1	5-9	4	2	16	1	1	0	3	26
Hamm Jr.	* 2-5	0-1	1-3	14	5	5	1	2	0	0	22
McCabe	* 1-8	1-5	0-1	3	3	5	3	0	0	0	36
Hamilton	* 6-19	3-11	0-0	3	2	15	3	3	0	0	37
Baker	* 2-6	1-5	2-2	1	1	7	2	1	1	0	26
Iwuakor	0-1	0-0	0-0	4	4	0	0	0	1	2	13
Nuga	3-9	1-5	0-0	5	2	7	0	1	1	0	21
Muoka	0-2	0-0	0-0	4	2	0	0	0	0	2	10
Gilbert	0-1	0-0	2-2	1	0	2	0	1	1	0	9
TEAM	5										
Totals	19-64	7-28	10-16	42	21	55	12	12	4	7	200

Halftime: San Diego State 35, UNLV 32. FG%: San Diego State 33.8, UNLV 29.7. 3FG%: UNLV 25.0, San Diego State 20.0. FT%: San Diego State 62.5, UNLV 62.5. Officials: Eric Curry, Gergory Nixon, Rob Kueneman. Technicals: none.

INTRODUCTION
 COACHES & STAFF
 PLAYERS
 2021-22 REVIEW
 RECORDS
 HISTORY
 UNIVERSITY
 AZTEC BASKETBALL MEDIA GUIDE

2021-22 Recaps



MOUNTAIN WEST-RECORD 14-TIME CONFERENCE CHAMPIONS



GAME 16 Utah State 75 San Jose State 57

Jan. 26, 2022 | Logan, Utah
Dee Glen Smith Spectrum | Att.: 7,312

LOGAN, Utah — Matt Bradley led all scorers with 19 points and Chad Baker-Mazara had his best offensive night as an Aztec, but the Utah State Aggies shot better than any team had against the San Diego State and pulled away in the second half for a 75-57 victory in a Mountain West game on Wednesday night.

"They put six days of work to good use," Aztec coach Brian Dutcher said. "They moved at a pace they hadn't moved at all year. They were sensational and we did what you can't do on the road. We let them get out early on the break, build an early lead and to our credit, we fought our way back into it. It was a one-point game at halftime, and they have struggled in close games. We used two timeouts in the first half. We started the second half, and they get off running again. So, I burned a time out and you can't start like that on the road. We chipped our way back and I think maybe we got as close as seven with maybe six minutes to go. We had a chance to get back in the game and then they went on another run, and it was over after that because they were running the clock, and they spread us out."

In addition to Bradley's 19 points, he added six rebounds and six assists to lead the team in all three categories.

Utah State shot 49.1 percent from the field (27-of-55), becoming just the fourth team in 16 games to crack the 40 percent mark against SDSU and just the second team this season to amass more than 66 points against the Aztecs, who rank second in the nation in scoring defense, allowing 56.4 points per game in its first 15 contest.

Both teams shot the ball well, SDSU finished the game at 48.9 percent (23-of-47), but Utah State 10 3-pointers to the Aztecs five and beat SDSU on second chance points 9-to-0.

Utah State was up 32-31, but the Aggies opened the second half with a 13-2 run in the first four minutes to build a 12-point advantage. SDSU cut the lead to seven points on three occasions, the last coming at 62-55 with 5:19 to play, but could not get any closer.

Utah State, led by 17 points from Steven Ashworth, closed the contest with its second 13-2 run of the half and won the game 75-57.

San Diego State	FG	3FG	FT	R	F	TP	A	TO	S	B	MP
Johnson	* 3-5	0-1	1-2	2	0	7	0	0	0	0	21
Mensah	* 2-3	0-0	0-0	4	4	4	0	1	2	2	19
Bradley	* 8-12	0-1	3-4	6	1	19	6	1	2	1	31
Pulliam	* 0-4	0-1	0-0	3	2	0	4	2	0	2	28
Butler	* 2-7	0-2	0-0	1	3	4	5	5	1	1	34
Seiko	* 2-5	2-5	0-0	1	1	6	0	0	1	1	26
Diabate	* 1-2	0-0	0-0	2	2	2	1	1	1	0	11
Arop	0-0	0-0	0-0	0	1	0	0	0	0	0	8
Baker-Mazara	* 5-9	3-5	2-4	0	2	15	2	1	2	1	16
Tomacic	* 0-0	0-0	0-0	0	1	0	0	2	0	0	6
TEAM	2										
Totals	23-47	5-15	6-10	21	17	57	14	15	11	5	200

Utah State	FG	3FG	FT	R	F	TP	A	TO	S	B	MP
Horvath	* 5-11	1-4	1-1	5	1	12	1	5	0	0	30
Bean	* 4-11	1-3	4-4	13	1	13	5	1	2	0	37
Bairdstow	* 4-7	0-0	2-2	2	3	10	2	1	2	0	25
Ashworth	* 5-10	5-10	2-2	2	1	17	5	2	2	0	37
Eytle-Rock	* 3-8	1-4	0-1	4	2	7	4	4	2	0	32
Hamoda	* 0-1	0-1	0-0	0	0	1	0	0	0	0	5
Dorius	* 3-4	0-0	2-4	2	2	8	0	1	1	1	17
Shulga	* 3-3	2-2	0-0	2	3	8	2	1	0	0	19
TEAM	3										
Totals	27-55	10-24	11-14	35	14	75	20	15	9	1	200

Halftime: Utah State 32, San Diego State 31. **FG%:** Utah State 49.1, San Diego State 48.9. **3FG%:** Utah State 41.7, San Diego State 33.3. **FT%:** Utah State 78.6, San Diego State 60.0. **Officials:** Randy McCall, Chris Rastatter, Michael Irving. **Technical:** Odom (Utah State).



GAME 17 San Diego State 72 New Mexico 47

Jan. 31, 2022 | San Diego, Calif.
Viejas Arena | Att.: 10,951

SAN DIEGO — San Diego State got a dominating performance on its return to Viejas Arena Monday, cruising past New Mexico, 72-47, as the duo of Keshad Johnson and Matt Bradley scored 14 points apiece to help spark the victory.

With the win, the Aztecs (12-5, 4-2 Mountain West) won 15 of the last 19 meetings against the Lobos and became the first team in the last 42 seasons to defeat UNM by 20 or more points in three consecutive meetings. In addition, SDSU improves to 13-1 in its last 14 games immediately following a loss.

Johnson, who set a season-best for points on 6-of-10 shooting, also pulled down 10 rebounds for his second career double-double. Lamont Butler finished with nine points and matched his personal best with six boards while adding four assists.

In addition, Trey Pulliam led all players with six assists, while Nathan Mensah came up with a career-best five steals to go with a game-high four blocks.

Collectively, SDSU connected on 26-of-58 of its field-goal attempts (.448) while sinking 11-of-14 free throws (.786). The Aztecs also had a 19-8 advantage in assists and while outscoring UNM on the fastbreak by a 25-1 margin.

San Diego State led throughout, but the Lobos (8-14, 1-8 MW) remained within striking distance for much of the first half, narrowing the gap to 25-20 on a three-pointer by Jamal Mashburn, Jr. with just under eight minutes left.

The Aztec defense clamped down for the rest of the period as the visitors misfired on six straight shots and sank just two free throws during an 11-2 surge that gave the SDSU a 36-22 lead by intermission.

SDSU maintained the momentum in the early stages of the second half, using 13-4 run over the first 4:16 to build an insurmountable 49-26 advantage.

The Aztecs enjoyed their biggest lead of the night at 67-39 following a Chad Baker-Mazara dunk with 4:27 remaining.

New Mexico was led by KJ Jenkins' game-high 16 points, while Mashburn, Jr. added 10 points in the defeat.

New Mexico	FG	3FG	FT	R	F	TP	A	TO	S	B	MP
Allen-Tovar	* 1-6	1-3	0-0	3	0	3	1	1	0	1	26
Forsling	* 1-3	0-0	0-0	6	2	2	1	3	0	0	21
Mashburn Jr.	* 3-11	1-5	3-4	2	2	10	3	4	1	0	28
House	* 1-4	1-3	0-0	2	3	3	0	5	1	0	19
Johnson	* 1-4	1-2	0-0	2	1	3	1	0	0	0	19
Jenkins	* 6-13	3-8	1-1	9	1	16	0	2	1	0	28
Singleton	* 0-3	0-0	0-0	2	4	0	0	1	2	0	20
Arroyo	0-0	0-0	0-0	1	2	0	0	0	1	2	8
Seck	0-2	0-0	0-0	2	1	0	1	1	0	0	13
Todd	* 2-4	0-0	4-5	1	0	8	0	0	1	0	10
Francis	* 1-2	0-1	0-0	1	0	2	1	0	0	0	7
TEAM	2										
Totals	16-52	7-22	8-10	33	16	47	8	19	7	3	200

San Diego State	FG	3FG	FT	R	F	TP	A	TO	S	B	MP
Johnson	* 6-10	0-1	2-3	10	1	14	2	1	1	0	26
Mensah	* 1-4	0-0	3-4	3	2	5	1	3	5	4	20
Bradley	* 6-13	2-5	0-0	5	1	14	3	3	1	0	26
Pulliam	* 1-3	1-2	0-0	4	0	3	6	1	0	1	28
Butler	* 4-8	1-2	0-0	6	3	9	4	1	2	0	27
Seiko	* 2-5	2-4	1-1	0	0	7	1	1	0	0	16
Baker-Mazara	* 3-6	2-3	0-0	2	2	8	0	2	3	0	11
Diabate	* 1-3	0-0	3-4	3	4	5	0	0	0	1	15
Tomacic	* 1-3	1-2	2-2	0	2	5	1	0	0	2	14
Diwiddie Jr.	* 0-1	0-1	0-0	0	0	0	0	0	0	0	9
Alger	0-1	0-0	0-0	0	0	0	0	0	0	0	3
Barnett	1-1	0-0	0-0	0	0	2	1	0	0	0	3
Broughton, Ty	0-0	0-0	0-0	0	0	0	0	0	0	0	1
Broughton, Tr.	0-0	0-0	0-0	0	0	0	0	0	0	0	1
TEAM	1										
Totals	29-90	11-14	36	15	72	19	12	12	8	200	

Halftime: San Diego State 36, New Mexico 22. **FG%:** San Diego State 44.8, New Mexico 30.8. **3FG%:** San Diego State 45.0, New Mexico 31.8. **FT%:** New Mexico 80.0, San Diego State 78.6. **Officials:** Vern Harris, David Hall, Nate Harris. **Technical:** Singleton (New Mexico), Baker-Mazara (San Diego State).



GAME 18 Colorado State 58 San Diego State 57

Jan. 4, 2022 | Fort Collins, Colo.
Moby Arena | Att.: 8,083

FORT COLLINS, Colo. — Lamont Butler hit a go-ahead 3-pointer with 14 seconds to play to give the San Diego State men's basketball team a 57-56 lead, but Colorado State answered five seconds later and defeated the Aztecs 58-57 on Friday night in Moby Arena.

The Aztecs (12-6, 4-3 MW) trailed by 20 points, 47-27 with 10:15 to play. But a 27-to-9 run over the next 10 minutes, led by 15 of Matt Bradley's game-high 27 points, trimmed the Colorado State advantage to just a bucket, 56-54 with 1:05 to play.

Butler, who finished 2-of-4 from the bonus distance and had eight points, then drained a three from the wing to give SDSU its first lead of the game, 57-65, with 14 seconds to go. Colorado State (17-3, 7-3 MW) came right back down the floor and got a David Roddy jumper in the lane with nine ticks left on the clock to regain the lead for the Rams.

On the ensuing possession, Bradley then got the ball on the right wing, drove to the bucket and appeared to get fouled on his shot attempt, but there was no whistle and Colorado State escaped losing its third game in a row with the one-point victory.

"Lamont hit a big three to take the lead," Aztec head coach Brian Dutcher said "Their last play, they fumbled the ball, and it went right to (David) Roddy. He had a little runner in the front (of the basket) and then I couldn't see the play at the end. Matt (Bradley) thought he was fouled. I don't know if he was or not. I'll look at the tape. I tried to take a timeout but that's probably what I would try to draw up anyway; a guard downhill to the basket through contact to try to win the game. We had Matt with the ball downhill in contact and we didn't get the call. So that's basketball."

The Aztecs dominated the boards 43-to-31 and had won 29 straight games in which it outrebounded its opponent before tonight. Aguek Arop led San Diego State and equaled his career high with eight rebounds. Nathan Mensah had seven, Keshad Johnson six, Butler finished with five and Bradley, Trey Pulliam and Tahirou Diabate grabbed four each.

Offensively the Aztecs suffered their second toughest shooting night of the season hitting 19-of-63 shots (30.2 percent) including just 6-of-28 in the first half (21.4 percent).

San Diego State	FG	3FG	FT	R	F	TP	A	TO	S	B	MP
Johnson	* 1-6	0-3	3-5	6	1	5	1	3	3	0	20
Mensah	* 2-5	0-0	0-0	7	3	4	2	0	1	0	23
Bradley	* 7-18	4-7	9-10	4	3	27	0	2	1	1	34
Pulliam	* 2-7	0-2	0-0	4	1	4	3	4	1	0	36
Butler	* 3-9	2-4	0-0	5	2	8	1	1	1	0	26
Arop	* 2-4	0-0	0-0	8	4	4	0	2	0	1	24
Seiko	0-1	0-0	1-2	2	0	4	4	2	1	0	14
Diabate	* 2-6	0-0	0-0	4	3	4	0	1	0	0	9
Baker-Mazara	* 0-4	0-2	0-0	2	1	0	0	0	1	0	8
Tomacic	* 0-3	0-1	0-0	1	0	0	0	1	0	0	7
TEAM	0										
Totals	19-63	6-19	13-17	43	18	57	8	17	9	2	200

Colorado State	FG	3FG	FT	R	F	TP	A	TO	S	B	MP
Thomas	* 0-1	0-1	0-0	1	2	0	2	1	1	0	12
Roddy	* 9-17	2-5	2-3	9	2	22	4	5	1	3	33
Tonje	* 4-8	3-4	5-6	2	1	16	0	1	0	0	30
Moore	* 1-3	0-2	0-0	2	1	2	3	2	0	0	26
Stevens	* 1-8	0-3	2-4	1	3	4	4	2	1	1	32
Moors	* 3-3	0-0	4-5	8	2	10	0	1	1	1	22
Lake	0-2	0-1	0-0	1	0	0	0	1	0	0	6
Rivera	0-1	0-0	0-0	2	2	0	0	1	0	0	9
Jacobs	1-3	0-1	0-0	3	2	2	0	1	2	0	17
Thistlewood	1-3	0-2	0-0	0	1	2	0	0	0	0	13
TEAM	2										
Totals	20-49	5-19	13-18	31	16	58	13	15	5	2	200

Halftime: Colorado State 23, San Diego State 18. **FG%:** Colorado State 40.8, San Diego State 30.2. **3FG%:** San Diego State 31.6, Colorado State 26.3. **FT%:** San Diego State 76.5, Colorado State 72.2. **Officials:** Chris Rastatter, Eric Curry, Paul Szelc. **Technical:** Tonje, Stevens (Colorado State), Arop, Pulliam (San Diego State).

INTRODUCTION
COACHES & STAFF
PLAYERS
2021-22 REVIEW
RECORDS
HISTORY
UNIVERSITY
AZTEC BASKETBALL MEDIA GUIDE

2021-22 Recaps



MOUNTAIN WEST-RECORD 14-TIME CONFERENCE CHAMPIONS



GAME 19 San Diego State 65 Nevada 63

Feb. 6, 2022 | San Diego, Calif.
Viejas Arena | Att.: 10,330

SAN DIEGO — Behind Matt Bradley's game-high 26 points, San Diego State defeated Nevada, 65-63, on Sunday at Viejas Arena.

The Aztecs (13-6, 5-3 MW) overcame a pair of 13-point deficits in the first half to post their seventh consecutive victory over the Wolf Pack and raise their record to 14-1 in their last 15 games immediately following a loss.

Bradley tied his career-high with five 3-pointers and sank seven of 10 free throws. In addition, he pulled down a team-high seven rebounds and totaled three assists and three steals, becoming just the fourth Aztec player in the Brian Dutcher/Steve Fisher era to post a game with at least 26 points, seven rebounds, three assists and three steals.

SDSU got nine points and three assists from Trey Pulliam, while Joshua Tomaic scored eight and had a season-best five boards.

San Diego State found itself trailing 22-9 with 12:46 left in the first half. But, SDSU used a 19-2 run over the next 8:48 to take a 28-24 lead. Bradley exploded for 12 points during the outburst, highlighted by a pair of triples. Conversely, the Wolf Pack connected on just one of nine in that span and committed seven turnovers.

Nevada pulled to within 28-27 following a free throw and a layup by Alem Huseinovic as time expired in the half.

The second half was another closely contested affair, as the two sides combined for eight lead changes and four ties.

Desmond Cambridge Jr. hit a layup to give the visitors a 43-39 advantage by the 13:52 mark.

The Aztecs responded outscoring Nevada 19-7 over the next 7:07 to grab a 58-50 lead.

The Wolf Pack kept within striking distance with a 7-0 spurt. Clinging to a 58-57 lead, SDSU gave itself some more breathing room on a pair of Butler free throws and a dunk by Nathan Mensah with 2:59 to go which increased the host school's advantage to 62-57.

The Aztecs were held without a field goal for the remainder of the contest; however, two more Butler foul shots and one other by Bradley with nine seconds left were enough to keep the Wolf Pack at bay.

Nevada had one last chance to win the game, but Baker stepped out of bounds attempting a three-point shot from the right corner, which allowed the Scarlet and Black to escape with a 65-63 victory.

Nevada	FG	3FG	FT	R	F	TP	A	TO	S	B	MP
Coleman	* 2-9	1-2	2-2	8	4	7	4	2	1	0	33
Baker	* 6-8	2-3	0-0	8	0	14	2	3	0	0	31
Blackshear	* 4-12	2-4	0-0	3	4	10	6	3	0	1	33
Cambridge	* 6-16	5-10	1-2	4	3	18	1	2	1	2	40
Foster	* 2-3	0-0	2-2	1	5	6	1	1	0	1	20
Huseinovic	1-1	0-0	0-0	1	3	2	0	2	1	0	16
Hymes	1-1	0-0	1-2	3	3	3	0	1	0	0	11
Henry	1-1	0-0	1-1	3	0	3	0	0	0	0	9
Weaver	0-1	0-0	0-0	0	0	0	0	0	1	0	7
TEAM				4				2			
Totals	23-52	10-19	7-9	35	22	63	14	16	4	4	200

San Diego State	FG	3FG	FT	R	F	TP	A	TO	S	B	MP
Johnson	* 3-6	0-1	1-1	5	0	7	1	0	1	2	31
Mensah	* 1-3	0-0	2-2	2	4	4	0	3	0	1	17
Bradley	* 7-15	5-9	7-10	7	3	26	3	3	3	0	33
Pulliam	* 4-9	1-4	0-0	1	3	9	3	1	0	0	36
Butler	* 2-5	0-2	3-3	0	3	7	2	1	1	0	24
Seiko	0-5	0-3	2-4	1	0	2	2	0	1	0	21
Baker-Mazara	0-2	0-0	0	2	1	0	0	0	0	0	10
Diabate	1-3	0-0	0-0	1	2	2	0	1	0	1	5
Tomaic	3-4	0-0	2-3	5	0	8	0	0	0	1	21
TEAM				4				0			
Totals	21-52	6-21	17-23	28	16	65	11	9	6	5	200

Halftime: San Diego State 28, Nevada 27. FG%: Nevada 44.2, San Diego State 40.4. 3FG%: Nevada 52.6, San Diego State 28.6. FT%: Nevada 77.8, San Diego State 73.9. Officials: Tony Padilla, Mike Reed, Frank Harvey III. Technicals: Blackshear (Nevada).



GAME 20 San Diego State 72 San Jose State 62

Feb. 9, 2022 | San Jose, Calif.
Provident Credit Union Event Center | Att.: 2,541

SAN JOSE, Calif. — Matt Bradley, scored a season-high 28 points and the San Diego State men's basketball team shot 45.6 percent from the field to secure a 72-62 road win in the Provident Credit Union Event Center on Wednesday night.

Bradley led all scorers on 9-of-17 shooting, including 4-of-6 from distance, was 6-of-7 from the line and grabbed seven rebounds. His 81 points in his last three games are the highest three-game total for an Aztec since Jamaal Franklin scored 84 points, Feb. 25-Mar. 3, 2012.

Bradley hit the first bucket of the contest, a jumper in the point 12 seconds in and SDSU never looked back securing its fifth win overall and third in conference play without trailing in the contest.

By the second media timeout, at the 11:15 mark, San Diego State (14-6, 6-3 MW) built its first double digit lead, 14-3, and had limited the Spartans to 1-of-7 shooting and had forced seven turnovers.

It looked like it was going to be an easy night, but SJSU would not make it easy.

They went on a 9-3 mini spurt to cut the lead to five, 18-13 with 7:19 to go before the break. The Aztecs responded with a 7-0 run to push the lead back to double digits at 25-13 with Bradley picking up five of the seven points.

SDSU was up 11 with 3:05 to go before intermission, but the Spartans (7-16, 0-11 MW) scored seven of the last nine points in the half and trailed by six, 28-22 at the intermission.

SJSU got the lead down to four points three times early in the second half and at the first media timeout trailed, 38-34. Bradley then hit back-to-back threes, converting a four-point play on the second triple to push the advantage back to double digits at 45-34 with 12:50 to play.

San Diego State had as high as a 15-point lead with just over five minutes to play and from there cruised to the 10-point victory.

The Aztecs forced the Spartans into 17 turnovers, eight coming on steals, and used those to score 22 points and its bench outscored SJSU 19-to-1.

In addition to Bradley's season high in points, Joshua Tomaic equaled his career-high with eight rebounds and also had a season-best two assists. Lamont Butler tied his season high with four steals and Chad Baker-Mazara's two blocks were the most for him in a game this season.

With the win San Diego State has defeated San Jose State in each of the last eight meetings between the teams and is 15-1 in the last 16 encounters with SJSU.

San Diego State	FG	3FG	FT	R	F	TP	A	TO	S	B	MP
Johnson	* 4-6	0-1	0-2	6	1	8	0	2	2	1	33
Mensah	* 3-4	0-0	1-2	6	2	7	0	2	1	1	23
Bradley	* 9-17	4-6	6-7	7	1	28	1	1	1	0	38
Pulliam	* 1-8	0-1	4-4	1	4	6	3	1	0	0	26
Butler	* 2-9	0-3	0-0	0	4	3	2	4	0	0	35
Tomaic	3-4	0-0	2-2	8	4	8	2	1	0	1	17
Seiko	1-3	1-3	0-0	1	2	3	0	0	0	0	15
Baker-Mazara	3-6	0-1	2-2	2	3	8	0	0	0	2	13
TEAM				3				0			
Totals	26-57	5-15	15-19	34	17	72	9	9	8	5	200

San Jose State	FG	3FG	FT	R	F	TP	A	TO	S	B	MP
Anderson	* 3-7	1-4	3-5	4	3	10	2	1	1	0	37
Gorener	* 3-8	2-7	0-0	7	3	8	1	1	0	0	34
Amey Jr.	* 4-16	3-6	4-5	12	1	23	2	1	0	0	37
Moore	* 8-10	1-3	2-5	2	3	11	3	4	1	1	38
Sandness	* 3-8	2-6	1-1	2	3	9	1	4	0	0	30
Cimadoni	0-0	0-0	0-0	0	0	0	0	2	0	0	2
O'Garra	0-0	0-0	0-0	1	0	0	0	0	0	0	12
Kuath	0-2	0-0	1-2	4	0	1	1	0	0	0	11
TEAM				1				4			
Totals	21-51	9-26	11-18	33	13	62	10	17	2	1	200

Halftime: San Diego State 28, San Jose State 22. FG%: San Diego State 45.6, San Jose State 41.2. 3FG%: San Jose State 34.6, San Diego State 33.3. FT%: San Diego State 78.9, San Jose State 61.1. Officials: Gregory Nixon, Kevin Brill, Mike Scyphers. Technicals: none.



GAME 21 San Diego State 76 Air Force 64

Feb. 12, 2022 | San Diego, Calif.
Viejas Arena | Att.: 10,784

SAN DIEGO — San Diego State utilized a 12-0 second-half blitz to en route to a 76-64 win over Air Force on Saturday at Viejas Arena.

SDSU (15-6, 7-3 MW) got balanced scoring as six players scored at least nine points, including Nathan Mensah's team highs of 14 points, six rebounds and three blocked shots. Matt Bradley added 13 points and a game-best five assists to go with five boards.

Keshad Johnson had 11 points and four rebounds, while Trey Pulliam, Tahirou Diabate and Chad Baker-Mazara chipped in nine points, helping the Aztecs claim its sixth consecutive victory over the Falcons (10-13, 3-9 MW) and 15th straight in San Diego dating back to Feb. 28, 2005.

The Aztecs posted their highest field-goal percentage in a game since Feb. 19, 2013, draining 25-of-40 shots for a .625 clip, while Air Force finished with a .490 pace.

In addition to their offensive efficiency, SDSU had a 29-to-18 advantage in rebounds, including a 23-to-14 on the offensive glass.

The first half saw the teams combine for seven ties and eight lead changes. Off a Johnson dunk, the Aztecs built a four-point bulge at 12-8 with just over six minutes elapsed but could not extend the advantage, as the teams traded proverbial punches for the remainder of the period.

With Air Force clinging to a 33-32 lead at the 2:00 mark, SDSU scored the final five points of the half on Baker-Mazara's triple from the right wing followed by Pulliam's buzzer-beating jumper, which gave SDSU a 37-33 lead at intermission.

After the Falcons shot 63.2 percent from the field in the first half, the Aztec defense clamped down and limited the visitors to a 40 percent pace in the second period.

Air Force remained close to open the second half before SDSU scored 12 straight points over a span of 5:44 to seize control at 51-36. Mensah keyed the run with six points during that stretch, while the Falcons committed four turnovers and missed four shots.

The Aztecs eventually expanded their lead to 56-40 by the 10:43 mark. Air Force utilized a 6-1 spurt to trim the margin to 57-46 with just under nine minutes to go. However, Baker-Mazara converted a four-point play on the ensuing possession, which cast a pall on the Falcons' comeback hopes.

SDSU enjoyed its largest lead of the night at 68-50 after two additional free throws by Baker-Mazara with 4:31 to go.

Air Force managed to whittle the deficit to single digits at 68-59, but would get no closer in the 12-point Aztecs win.

Air Force	FG	3FG	FT	R	F	TP	A	TO	S	B	MP
Jackson	* 4-6	0-1	5-6	2	3	13	3	1	0	1	33
Heidbreder	* 5-9	0-2	0-0	5	4	10	2	3	0	0	33
Taylor	* 2-7	2-5	0-0	2	4	6	3	3	4	1	39
Walker	* 10-16	2-5	5-6	3	2	27	0	2	0	0	40
Vander Zwagg	* 1-2	0-1	2-2	0	1	4	0	1	0	0	22
Murphy	0-4	0-3	0-1	0	1	0	0	0	1	0	7
Moerman	0-0	0-0	0-0	1	4	0	0	0	0	1	7
Mills	2-5	0-1	0-0	3	2	4	3	1	0	0	19
TEAM				2				0			
Totals	24-49	4-18	12-15	18	21	64	11	11	6	2	200

San Diego State	FG	3FG	FT	R	F	TP	A	TO	S	B	MP
Johnson	* 4-4	0-0	3-4	4	2	11	3	2	0	0	30
Mensah	* 6-7	0-0	2-2	6	2	14	2	0	1	3	28
Bradley	* 4-8	2-4	3-4	5	2	13	5	4	1	0	28
Pulliam	* 2-4	0-0	5-7	4	2	9	4	2	1	0	30
Butler	* 1-5	0-2	2-3	0	4	4	3	2	1	0	26
Seiko	1-1	1-1	0-0	0	1	3	0	1	1	0	17
Baker-Mazara	2-5	2-3	3-3	0	1	9	0	1	0	0	15
Tomaic	2-3	0-0	0-0	2	1	4	0	2	0	0	9
Arop	0-0	0-0	0-0	1	1	0	0	1	0	1	8
Diabate	3-3	0-0	3-4	5	2	9	0	1	0	1	9
TEAM				2				0			
Totals	25-40	5-10	21-27	29	18	76	17	16	5	5	200

Halftime: San Diego State 37, Air Force 33. FG%: San Diego State 62.5, Air Force 49.0. 3FG%: San Diego State 50.0, Air Force 22.2. FT%: Air Force 80.0, San Diego State 77.8. Officials: Randy McCall, Larry Spaulding, Ruben Ramos. Technicals: none.

INTRODUCTION

COACHES & STAFF

PLAYERS

2021-22 REVIEW

RECORDS

HISTORY

UNIVERSITY

AZTEC BASKETBALL MEDIA GUIDE

2021-22 Recaps



MOUNTAIN WEST-RECORD 14-TIME CONFERENCE CHAMPIONS

INTRODUCTION

COACHES & STAFF

PLAYERS

2021-22 REVIEW

RECORDS

HISTORY

UNIVERSITY

AZTEC BASKETBALL MEDIA GUIDE



GAME 22 San Diego State 75 Utah State 56

Feb. 15, 2022 | San Diego, Calif.
Viejas Arena | Att.: 10,516

SAN DIEGO — Powered by Matt Bradley's game-high 22 points, San Diego State won its fourth game in a row Tuesday with a 75-56 victory over Utah State at Viejas Arena.

With the win, the Aztecs (16-6, 8-3 MW) nearly flipped the score from a road loss to the Aggies last month, avenging a 75-57 defeat on Jan. 26, to pull within 1 1/2 games of first place in the Mountain West standings. In addition, SDSU extended its winning streak against Utah State (15-12, 6-8 MW) in San Diego to eight games.

Bradley recorded his ninth 20-point game of the season and 19th of his career.

In addition, the Aztecs received another consistent performance from Keshad Johnson, who tied his season high with 14 points, while Adam Seiko finished with 11 points, highlighted by a 3-for-4 effort from 3-point territory.

Nathan Mensah totaled eight points and a game-high eight rebounds, while Aguek Arop led the SDSU bench with eight points and five boards.

The Scarlet and Black drained 51.7 percent of its attempts from the field, including a 7-for-14 clip from distance.

The Aggies, who drained 10 triples in the Jan. 26 victory in Logan, made just 5-of-18 shots from beyond the arc on Tuesday. After shooting 47.8 percent in the first half, the SDSU defense limited Utah State to a 34.5 percent in the second period and 40.4 percent for the game.

The Aztecs, who committed two turnovers and missed four of six shots in the first five minutes, overcame an early 10-4 deficit with a 10-2 run in just 1:40, vaulting in front, 14-12, following a Mensah layup at the 13:30 mark.

Later in the period, SDSU found itself down 26-23 after a 3-pointer by the Aggies' Justin Bean with 8:18 left. The Aztecs responded with a 17-3 run to grab a 40-29 lead. Bradley sparked the run with 13 points, punctuated by a triple with 1:35 remaining.

Utah State trimmed the margin to 42-34 by intermission and remained in contention during the early stages of the second half. The Aggies twice narrowed the gap to six, including a 48-42 spread at the 14:39 mark.

SDSU withstood the challenge, going on a 9-0 blitz over the ensuing 3:44 to seize control, 57-42.

The Aztecs quashed any comeback hopes with a stifling defense, to

Utah State	FG	3FG	FT	R	F	TP	A	TO	S	B	MP
Horvath	* 3-10	1-5	3-4	4	1	10	1	3	0	1	33
Bean	* 7-14	1-3	3-4	8	1	18	4	2	2	1	37
Bairistow	* 4-7	0-0	1-2	2	2	9	0	2	0	0	33
Ashworth	* 2-8	1-4	0-0	4	0	5	4	0	0	0	31
Eyle-Rock	* 2-7	1-4	0-0	1	2	5	0	4	0	0	21
Shulga	0-1	0-1	2-2	1	1	2	0	2	0	0	13
Jones	2-4	1-1	0-0	4	0	5	5	0	0	0	22
Dorius	0-0	0-0	0-0	0	2	0	0	1	0	0	1
Zapala	1-1	0-0	0-0	1	1	2	0	0	0	1	9
TEAM				3			1				
Totals	21-52	5-18	9-12	28	11	56	14	15	2	3	200

San Diego State	FG	3FG	FT	R	F	TP	A	TO	S	B	MP
Johnson	* 5-6	0-0	4-4	4	2	14	0	0	0	0	19
Mensah	* 4-7	0-0	0-2	8	1	8	0	1	1	0	34
Bradley	* 8-16	4-6	2-2	3	1	22	5	1	1	0	35
Pulliam	* 1-6	0-0	0-0	2	3	2	3	2	1	0	29
Butler	* 1-6	0-2	0-1	1	1	2	4	1	2	0	20
Seiko	4-5	3-4	0-0	2	1	11	2	1	0	0	22
Arop	3-3	0-0	2-2	5	2	8	1	0	0	0	16
Baker-Mazara	3-6	0-2	0-0	2	1	6	2	0	1	0	14
Diabate	0-2	0-0	0-0	1	1	0	0	0	1	0	6
Tomaic	1-1	0-0	0-0	1	1	2	2	1	1	1	5
TEAM				2			1				
Totals	30-58	7-14	8-11	31	14	75	19	8	8	1	200

Halftime: San Diego State 42, Utah State 34. **FG%:** San Diego State 51.7, Utah State 40.4. **3FG%:** San Diego State 50.0, Utah State 27.8. **FT%:** Utah State 75.0, San Diego State 72.7. **Officials:** Tony Padilla, Mike Reed, Deron White. **Technical:** Odom (Utah State).



GAME 23 San Diego State 61 Fresno State 44

Feb. 19, 2022 | Fresno, Calif.
Save Mart Center | Att.: 7,261

FRESNO, Calif. — Chad Baker-Mazara scored a season-high 20 points, the San Diego State Aztecs held the Fresno State Bulldogs to its fourth lowest shooting performance of the season and SDSU cruised to a 61-44 victory on Saturday night in the Save Mart Center.

Baker-Mazara was 6-of-7 from the field, including 4-of-5 from the bonus distance and 4-of-4 from the line. Keshad Johnson also reached double figures finishing with 13 points on 6-of-10 shooting, including his second 3-pointer of the campaign.

"To be honest," Baker-Mazara said, "the way Fresno (State) was playing defense they were really tilting toward Matt Bradley. That left guys wide open. Matt made the right play every time and got us wide open shots and we were ready to knock them down."

Bradley, the team's top scorer, at 17.6 points per game, was limited to two against Fresno State on 1-of-8 shooting from the field and 0-of-2 from distance. He did contribute a team-high seven rebounds, had four assists and three steals.

"This is not a one man team," Baker-Mazara added. "Everybody can come any day and drop 20 and have the best performance because we are all training for that."

San Diego State (17-6, 9-3 Mountain West) missed eight of its first 11 shots and found itself down 13-6 at the 10:32 mark. The Aztecs then hit eight of its next 10 shots. They put together an 11-point run which was sparked by a Baker-Mazara jumper. He totaled five points in the run and his first of three triples in the half.

By the 2:54 mark, SDSU completed a 22-4 run and led 28-17 and by the time the half had expired, the Aztecs led 30-20.

Fresno State (16-10, 6-7 Mountain West) cut the lead to single digits twice early in the second half, the last at 33-25 with 16:35 to play.

From there San Diego State built an 18-point advantage, 43-25, with 13:45 to play and cruised to the 17-point victory.

Trey Pulliam equaled his career-best with eight assists and added nine points and a steal and off the bench Joshua Tomaic was 3-of-3, including knocking down a 3-pointer on his way to seven points.

The Aztecs held Fresno State to just 34.1 percent shooting (14-of-41), marking the seventh time this season, SDSU's opponent failed to reach at 35.0 percent and the 15th time its opponent failed to shoot at least 40.0 percent.

San Diego State	FG	3FG	FT	R	F	TP	A	TO	S	B	MP
Johnson	* 6-10	1-4	0-0	5	0	13	1	1	0	1	31
Mensah	* 2-4	0-1	0-0	3	4	4	0	1	2	3	20
Bradley	* 1-8	0-2	0-0	7	1	2	4	1	3	0	33
Pulliam	* 3-8	1-2	2-2	1	2	9	8	2	1	0	34
Butler	* 1-4	1-2	0-0	2	3	3	0	1	0	0	20
Diabate	0-1	0-0	0-0	0	2	0	0	0	0	0	8
Seiko	1-3	1-3	0-0	0	0	3	0	0	0	0	14
Arop	0-0	0-0	0-0	0	0	0	0	0	0	0	7
Baker-Mazara	6-7	4-5	4-4	3	2	20	1	1	1	0	21
Tomaic	3-3	1-1	0-0	2	2	7	0	2	0	0	12
TEAM				3			2				
Totals	23-48	9-20	6-7	26	16	61	14	11	7	4	200

Fresno State	FG	3FG	FT	R	F	TP	A	TO	S	B	MP
Robinson	* 3-10	0-2	3-7	8	1	9	1	4	0	1	38
Hill	* 4-9	4-8	3-4	3	2	15	2	3	0	0	37
Campbell	* 2-8	0-3	0-0	1	2	4	0	3	0	1	23
Colmerio	* 1-3	0-0	0-0	3	1	2	1	2	0	0	15
Holland	* 2-4	2-4	1-2	5	1	7	0	0	1	0	33
Ballard	0-2	0-1	0-0	1	2	0	1	0	0	0	15
Vaihalo	2-2	0-0	0-0	2	1	4	0	1	0	0	17
Stroud	0-2	0-2	3-4	1	1	3	2	1	1	0	17
Meah	0-0	0-0	0-0	0	0	0	0	0	0	0	2
Harding	0-1	0-0	0-0	0	1	0	0	0	0	0	3
TEAM				5			1				
Totals	14-41	6-20	10-17	29	12	44	7	14	4	2	200

Halftime: San Diego State 30, Fresno State 20. **FG%:** San Diego State 47.9, Fresno State 34.1. **3FG%:** San Diego State 45.0, Fresno State 30.0. **FT%:** San Diego State 85.7, Fresno State 58.8. **Officials:** Chris Rostater, Kevin Brill, Jim Schipper. **Technical:** none.



GAME 24 Boise State 58 San Diego State 57

Feb. 22, 2022 | Boise, Idaho
ExtraMile Arena | 9,193

BOISE, Idaho - The San Diego State men's basketball team had a one-point lead with 24 second to play but couldn't convert a pair of free throws with seven seconds left, which would have given it a three-point lead and lost 58-57 to the Boise State Broncos on Tuesday night in ExtraMile Arena.

Nine of the 10 Aztecs who played appeared in the scoring column led by Nathan Mensah's first double double of the season, 13 points and 11 rebounds, and Matt Bradley added 12 points, six boards and a team-leading five assists.

SDSU jumped on the Broncos early and had an 8-2 lead at the first timeout, sinking four of its first seven shots, but for the remainder of the half hit just six of 18 finishing the first period shooting 40.0 percent. The Broncos matched SDSU's shooting percentage, 40.7 percent, but also knocked down four 3-pointers and made four free throws. San Diego State was 0-4 from distance and did not attempt a free throw in the first half and trailed by as many as 12 points before heading to the break, down 30-20.

In the second half, the Aztecs slowly chipped away at the Bronco advantage. Boise State had its last double-digit lead, 36-25, with 17:18 to play. From there it was like a pair of heavyweight boxers trading punches and from the 12:35 mark on, neither team had more than a five-point lead.

San Diego State, which had not led since the 10:41 mark of the first half, drew even twice in the second half, at 44-44 with 7:21 to play and again at 47-47 with 5:23 to go.

SDSU retook the lead, 55-53, on a Chad Baker-Mazara three from the corner with 1:04 to play. The Broncos retook the lead, 56-55 off a triple from Emmanuel Akot with just 35 seconds to go.

Aztec coach Brian Dutcher called timeout and on the ensuing play, Bradley drove into the lane from the right elbow. As the defense collapsed on him he lobbed the ball up and Mensah slammed it home to give SDSU a 56-57 lead with 24 seconds left.

After a Broncos' timeout, Marcus Shaver Jr. missed a stepback jumper with 11 ticks on the clock. Bradley grabbed the rebound, was fouled and went to the line with seven seconds left.

He could not convert on either of his attempts and with no timeouts the Broncos had to go the length of the court. But Mensah's feet got tangled up with a Bronco and he was whistled for his fifth foul with just 1.7 seconds to go and SDSU still leading 57-56. Boise State's Abu Kigab

San Diego State	FG	3FG	FT	R	F	TP	A	TO	S	B	MP
Johnson	* 2-3	1-1	0-0	3	2	5	0	1	0	0	25
Mensah	* 6-10	0-0	1-2	11	5	13	0	0	1	3	27
Bradley	* 4-13	2-4	2-5	6	3	12	5	3	1	0	30
Pulliam	* 1-4	0-0	2-2	1	3	4	1	0	0	0	22
Butler	* 2-4	1-2	0-0	0	3	5	0	1	0	0	26
Seiko	1-2	0-1	0-0	1	2	2	0	3	0	0	19
Baker-Mazara	2-5	1-2	2-2	1	2	7	0	0	0	0	19
Diabate	0-0	0-0	0-0	1	1	0	0	0	0	0	4
Arop	1-4	0-0	0-0	4	0	2	0	0	2	0	15
Tomaic	3-3	1-1	0-0	2	3	7	0	3	0	0	13
TEAM				1			1				
Totals	22-48	6-11	7-11	31	24	57	6	12	4	3	200

Boise State	FG	3FG	FT	R	F	TP	A	TO	S	B	MP
Degenhart	* 2-8	1-3	1-1	7	1	6	0	1	0	0	33
Kigab	* 5-8	2-3	9-11	3	2	21	1	1	1	0	30
Armus	* 1-3	0-0	0-2	7	4	2	0	3	0	1	25
Shaver Jr.	* 4-14	1-4	3-4	7	2	12	2	0	3	0	38
Rice	* 0-4	0-3	0-0	3	1	1	0	0	0	0	27
Akot	1-7	1-1	1-3	1	4	4	1	2	0	0	23
Smith, N.	4-6	2-2	3-5	2	0	13	0	0	4	2	1
TEAM				2			4				
Totals	17-50	7-16	17-26	32	14	58	5	11	8	3	200

Halftime: Boise State 30, San Diego State 20. **FG%:** San Diego State 45.8, Boise State 34.0. **3FG%:** San Diego State 54.5, Boise State 43.8. **FT%:** Boise State 65.4, San Diego State 63.6. **Officials:** Verne Harris, Eric Curry, Gregory Nixon. **Technical:** none.

2021-22 Recaps



MOUNTAIN WEST-RECORD 14-TIME CONFERENCE CHAMPIONS



GAME 25 San Diego State 77 San Jose State 52

Feb. 25, 2022 | San Diego, Calif.
Viejas Arena | Att.: 12,071

SAN DIEGO — Four Aztecs scored in double figures and as a team, San Diego State shot over 50 percent en route to a 77-52 win over the San Jose State Spartans on Friday night at Steve Fisher Court at Viejas Arena.

Chad Baker-Mazara led the charge with 16 points, on 6-of-12 shooting from the field, including 2-of-5 from distance. He added four rebounds, three steals and an assist. Matt Bradley was 7-of-13 from the floor, totaled 15 points and dished out a game-high 3 assists to equal Keshad Johnson in that category. Johnson finished with 14 points, made 4-of-5 shots, was a perfect 6-of-6 from the line and added five boards. Trey Pulliam reached double figures for the first time in 10 games, finishing with 13 points. It's his highest total in the last 14 games.

Nathan Mensah recorded double-digit rebounds for the fifth time this season and second straight game and added eight points and a block. It's the third time in his career he has back-to-back games with at least 10 rebounds. He finished with 13 boards. He has recorded at least one block in 40 of his 51 career Mountain West games.

The Aztecs took control with 14:10 to play in the first. Leading 13-11, San Diego State (18-7, 10-4 Mountain West) went on an 11-4 run sparked by seven points from Baker-Mazara and capped by a 3-pointer from the sophomore.

San Jose State (8-20, 1-15 Mountain West) hung around, getting as close as seven points twice, before Lamont Butler and Bradley hit back-to-back buckets to send the Aztecs to the intermission up by 11 points, 36-25.

A 10-4 run to open the second half, led by four points from Pulliam, made it 46-29 with 17:22 to play. The Spartans got as close as 13 points before the first media timeout, but from there it was all Aztecs. SDSU led by as many as 26, 75-49, with just over two minutes to go and won by 25, 77-52.

The Aztecs shot over 50 percent for the fifth time this year, and fourth time in Mountain West play, hitting on 30-of-59 attempts.

San Diego State used a suffocating defense and offensive rebounding to keep the Spartans in check. SDSU forced 11 turnovers in the first half, 19 for the game, which it used to score 18 points. It had a 12-to-6 advantage on the offensive glass which resulted in a 13-to-2 difference in second chance points.

San Jose State	FG	3FG	FT	R	F	TP	A	TO	S	B	MP
Anderson *	3-6	0-0	1-2	2	3	7	1	2	0	0	29
Gorenser *	1-5	0-4	4-5	2	1	6	1	1	0	0	35
Diallo *	3-6	0-0	0-0	6	2	6	0	2	0	2	26
Moore *	7-11	1-3	5-5	2	1	20	2	5	2	1	37
Cardenas *	4-13	1-8	0-0	3	5	9	1	3	3	0	33
Robinson	1-3	0-2	2-2	5	3	4	3	2	0	0	25
Simmons	0-2	0-1	0-0	1	1	0	1	1	0	0	9
O'Garra	0-2	0-1	0-0	2	0	0	0	2	0	0	4
Dhalival	0-0	0-0	0-0	0	0	0	0	0	0	0	2
TEAM				2			1				
Totals	19-48	2-19	12-14	25	16	52	9	19	5	3	200

San Diego State	FG	3FG	FT	R	F	TP	A	TO	S	B	MP
Johnson *	4-5	0-0	6-6	5	1	14	3	2	0	1	23
Mensah *	4-6	0-0	0-2	13	1	8	1	0	0	1	25
Bradley *	7-13	1-2	0-0	0	15	3	0	1	0	1	29
Pulliam *	4-7	1-1	4-4	1	2	13	0	2	2	0	26
Butler *	2-6	0-3	0-0	2	2	4	2	2	4	0	23
Seiko	1-4	1-3	0-0	2	1	3	1	2	1	0	19
Baker-Mazara	6-12	2-5	2-2	4	3	16	1	3	0	0	22
Tomaic	1-2	0-0	0-0	1	2	2	0	1	1	0	14
Arop	0-1	0-0	0-1	2	0	0	2	0	0	0	10
Alger	1-2	0-0	0-0	1	0	2	0	0	0	0	2
Barnett	0-0	0-0	0-0	0	0	0	0	0	0	0	2
Broughton, Ty.	0-0	0-0	0-0	1	0	0	1	0	1	0	2
Broughton, Tr.	0-1	0-1	0-0	1	0	0	0	0	0	0	2
TEAM				3			0				
Totals	30-59	5-15	12-15	36	14	77	14	10	13	2	200

Halftime: San Diego State 36, San Jose State 25. FG%: San Diego State 50.8, San Jose State 39.6. 3FG%: San Diego State 33.3, San Jose State 10.5. FT%: San Jose State 85.7, San Diego State 80.0. Officials: Tony Padilla, John Higgins, Larry Spaulding. Technicals: none.



GAME 26 San Diego State 73 Wyoming 66

Feb. 28, 2022 | Laramie, Wyo.
Arena-Auditorium | Att.: 5,438

LARAMIE, Wyo. - Matt Bradley matched his career-best with five 3-pointers and totaled 30 points, a career-best, to lead the San Diego State men's basketball team to a 73-66 victory at the Arena-Auditorium on Monday night.

With the victory, the Aztecs are in a three-way tie in the loss column for second place in Mountain West Conference play, but now hold the tiebreaker over the Cowboys and split its series with Colorado State, the two teams with which it is tied. In addition, SDSU is the only team to defeat the Cowboys on their home court in its last 14 games this year (13-1), and snaps Wyoming's 14 home game win streak which was tied for 13th best nationally. The Cowboys had not lost a home game since March 6, 2021.

The Aztecs (19-7, 11-4 Mountain West) have won at least 19 games for the 17th straight season. SDSU is tied for the third longest active Division I streak for consecutive seasons with at least 19 victories, trailing only Kansas (35 seasons) and Gonzaga (25 seasons) and tied with Belmont and Brigham Young with 17. All five schools on the list have reached at least 19 wins this season.

Both teams came out firing, shooting a combined 28-of-56 (50.0 percent) in the first 20 minutes. Eighteen of the 28 field goals came from beyond the arc with the Aztecs hitting 10 of the 18. SDSU equaled the team's season-high for threes in a game, nine, in first 16:16 and finished the period with 10. Ultimately, San Diego State had 12 threes for the game.

Bradley started off red hot connecting on his first five shots, including his first four from distance, and was in double figures with 7:08 to play in the half.

At the break, San Diego State was shooting 53.6 percent from the field (15-of-28) and held a 16-to-12 advantage on the boards. Wyoming (23-6, 12-4 Mountain West) was nearly as accurate from the floor, connecting 13-of-28 shots (46.7 percent) and 8-of-17 three-pointers (47.1 percent). Despite the Cowboys hot shooting and a raucous crowd to cheer them on, SDSU led by as many as 10 points before taking a 44-37 lead into the intermission.

In the second half, the team's shooting cooled off, but the Aztecs never relinquished the lead. San Diego State took its largest advantage of the game, 11 points at 50:39, with 17:45 to play and still held a nine-point lead, 58-49, with 9:14 remaining.

San Diego State	FG	3FG	FT	R	F	TP	A	TO	S	B	MP
Johnson *	2-4	2-2	0-0	3	2	6	0	0	1	0	18
Mensah *	0-2	0-0	6-6	9	3	6	0	0	0	2	27
Bradley *	10-20	5-9	5-7	5	2	30	4	4	0	0	33
Pulliam *	6-11	2-5	0-0	5	2	14	3	1	1	0	28
Butler *	2-6	0-1	2-2	5	3	6	1	1	2	0	23
Seiko	3-6	3-4	0-0	2	1	9	1	0	0	0	27
Diabate	1-2	0-1	0-2	1	1	2	0	0	0	1	9
Arop	0-3	0-0	0-0	4	1	0	0	14	1	2	20
Baker-Mazara	0-4	0-0	0-0	3	0	0	1	2	0	0	9
Tomaic	0-0	0-0	0-0	0	3	0	0	0	1	0	5
TEAM				3			1				
Totals	24-58	12-22	13-17	40	18	73	10	10	6	5	200

Wyoming	FG	3FG	FT	R	F	TP	A	TO	S	B	MP
Oden *	5-10	3-8	4-4	1	0	17	0	0	1	1	24
Ike *	4-12	0-0	2-2	10	3	10	0	2	1	0	39
Jeffries *	4-8	4-8	2-2	2	1	14	0	0	0	2	40
Maldonado *	6-17	0-2	1-4	11	4	13	11	3	1	0	40
DuSelle *	0-3	0-3	0-0	1	2	0	1	0	0	0	21
Wenzel	2-3	2-3	0-0	6	0	6	1	1	0	0	16
Reynolds	2-5	1-3	1-3	1	2	6	1	2	2	0	19
Thompson	0-0	0-0	0-0	0	0	0	0	0	0	0	1
TEAM				1			0				
Totals	23-58	10-15	33	12	66	14	8	5	3	200	

Halftime: San Diego State 44, Wyoming 37. FG%: San Diego State 41.4, Wyoming 39.7. 3FG%: San Diego State 54.5, Wyoming 37.0. FT%: San Diego State 76.5, Wyoming 66.7. Officials: David Hall, Michael Irving, Mike Reed. Technicals: none.



GAME 27 2OT - San Diego State 65 Fresno State 64

March 3, 2022 | San Diego, Calif.
Viejas Arena | Att.: 12,414

SAN DIEGO — San Diego State celebrated Senior Night with a thrilling 65-64 victory over Fresno State in double overtime on Thursday in front of a sellout crowd at Viejas Arena.

Matt Bradley recorded his first double-double as an Aztec with a team-high 24 points and 10 rebounds, helping SDSU (20-7, 12-4 MW) secure its fifth straight 20-win season.

In addition, the Aztecs received nine points apiece from Keshad Johnson and Trey Pulliam, while Tahirou Diabate grabbed a season-high seven rebounds, including five on the offensive glass.

Bradley accounted for SDSU's winning margin after sinking two free throws with 2:17 left in the second overtime period.

Johnson blocked Isaiah Hill's jumper in the point with 14 seconds remaining. However, Pulliam missed two free throws following a backcourt foul, setting the stage for one final shot. The SDSU defense held firm, forcing an off-target three-point attempt from Hill as the horn sounded.

The teams were locked in a defensive battle for most of the game, combining for five ties and 12 lead changes. Neither side was efficient from the floor, as the Aztecs connected on 36.1 percent of their shots, compared to the Bulldogs' 33.9 percent clip.

SDSU built a pair of 10-point leads in the first half. However, Fresno State responded with eight straight points over the next 4:21 to crawl back into contention.

The Bulldogs cut the margin to one on three occasions but could not seize the upper hand and the Aztecs a 27-24 led heading into the locker room.

SDSU led by as many as seven points in the second half but could not give itself further separation.

Fresno State built its biggest lead at 46-41 by the 7:10 mark.

SDSU was plagued by inconsistency at the free-throw line down the stretch, missing four shots from the charity stripe. However, the Aztecs still managed to fight back, reclaiming a 52-49 advantage with 1:17 left in regulation. But when Junior Ballard hit a 3-pointer with no time on the clock to the game was headed to overtime.

After the first extra period, in which the teams combined to score 12 points, Fresno State had another chance to win at the buzzer of the second extra period, but Deon Stroud's three-point attempt, with senior Joshua Tomaic's hand in his face went awry and San Diego State came away with the 65-64 victory.

Fresno State	FG	3FG	FT	R	F	TP	A	TO	S	B	MP
Robinson *	4-13	0-3	9-12	11	2	17	1	4	2	0	48
Hill *	1-10	0-3	2-2	4	4	4	4	0	0	0	45
Campbell *	7-13	3-5	2-2	0	4	19	0	1	2	0	31
Colimero *	0-2	0-0	0-0	2	3	0	0	0	0	0	9
Holland *	4-8	4-7	2-2	8	2	14	1	2	1	0	37
Ballard	1-3	1-2	0-2	1	2	3	1	0	1	0	25
Vahala	0-0	0-0	0-0	0	0	0	0	0	0	0	2
Meah	1-1	0-0	2-2	8	4	4	0	3	0	2	28
Stroud	1-6	0-2	0-2	1	3	2	3	0	0	0	22
Yap	0-0	0-0	1-2	1	1	1	0	1	2	0	4
TEAM				3			1				
Totals	19-56	8-22	18-26	39	25	64	10	16	8	2	200

San Diego State	FG	3FG	FT	R	F	TP	A	TO	S	B	MP
Johnson *	3-5	0-0	3-4	2	0	9	0	2	0	1	42
Mensah *	1-4	0-0	1-1	6	5	3	1	1	0	2	18
Bradley *	8-18	2-7	8-10	10	3	26	2	2	1	1	39
Pulliam *	4-13	1-4	0-2	2	3	9	4	2	2	0	39
Butler *	0-5	0-4	0-0	2	2	0	1	2	2	0	27
Diabate	1-3	0-0	3-8	7	4	5	0	2	0	1	22
Seiko	2-4	2-4	0-0	4	2	6	0	1	0	0	33
Arop	2-3	0-0	1-2	2	0	5	0	1	1	0	7
Baker-Mazara	1-4	0-0	0-0	2	1	2	1	0	0	0	13
Tomaic	0-2	0-1	0-0	3	0	0	0	1	0	0	11
TEAM				4			0				
Totals	22-61	5-20	16-27	44	20	65	9	14	6	5	200

Halftime: San Diego State 27, Fresno State 24. FG%: San Diego State 36.1, Fresno State 33.9. 3FG%: Fresno State 36.4, San Diego State 25.0. FT%: Fresno State 69.2, San Diego State 59.3. Officials: Mike Scyphers, D.G. Nelson, Tommy Nunez. Technicals: none.

INTRODUCTION

COACHES & STAFF

PLAYERS

2021-22 REVIEW

RECORDS

HISTORY

UNIVERSITY

2021-22 Recaps



MOUNTAIN WEST-RECORD 14-TIME CONFERENCE CHAMPIONS

GAME 28

San Diego State 79
Nevada 78

March 5, 2022 | Reno, Nev.
Lawlor Event Center | Att.: 8,760



RENO, Nev. — The San Diego State men's basketball team built an 18-point lead with 12:03 to play in the second half and then held off a furious Nevada comeback to defeat the Wolf Pack 79-78 on Saturday night in the Lawlor Event Center.

"We played a good second half and then they put a run on us. We looked like we are not used to dealing with the press and we have been pressed all year and have been pretty good. There was stress and that is a good thing. We want to win so bad and we found a way to win at the end of the day. This is probably the hardest month we have ever played in Aztec Basketball. Game after game after game and we played Monday in Wyoming, played Thursday at home and Saturday in Reno. That is hard. We found a way to gut out a win, against a team that had a couple days off and was waiting for us on senior night. They are never as pretty as you want them but when you put the win at the end of the column, it's everything you wanted."

With the win and in combination with a Colorado State victory over Boise State earlier in the day, the Aztecs (21-7, 13-4 Mountain West) will be the third seed in next week's 2022 Mountain West Men's Basketball Championship.

Up 79-78 with seven seconds to play, Nathan Mensah blocked a Grant Sherfield shot from the baseline which would have given the Wolf Pack the lead. Sherfield got the rebound and attempted a three-point shot with just under two seconds left, but Keshad Johnson blocked that shot out of bounds. Nevada (12-17, 6-12 Mountain West) had one last chance with two-tenths of a second to go, but its inbound pass for an alley oop was knocked away by the Aztec defense and San Diego State took home the victory in its regular season finale.

Matt Bradley, one of four Aztecs to finish in double figures, led the team with 24 points, including going 11-of-12 from the line and scored the team's last four points to secure the win. He also had a team-high tying six rebounds. Joining the San Bernardino native in double figures were Trey Pulliam, Lamont Butler and Johnson.

Pulliam finished with 12 points on 5-of-10 shooting and a pair of free throws. He led the team with four assists and grabbed three rebounds. Butler was 4-of-7 from the field, including 2-of-3 from downtown, pulled down three rebounds and had an assist. Johnson made 4-of-6 from the floor which included one 3-pointer grabbed a team-high tying six rebounds and blocked three shots.

San Diego State	FG	3FG	FT	R	F	TP	A	TO	S	B	MP
Johnson	* 4-6	1-1	1-2	6	1	10	0	3	1	3	30
Mensah	* 3-7	0-0	1-2	4	4	7	1	0	0	2	22
Bradley	* 6-10	1-3	11-12	6	2	24	1	4	0	0	33
Pulliam	* 5-10	0-3	2-4	3	4	12	4	3	1	0	30
Butler	* 4-7	2-3	1-2	3	4	11	1	2	1	0	27
Seiko	2-4	1-3	0-0	1	2	5	2	2	2	0	26
Diabate	0-0	0-0	0-0	2	0	0	0	1	0	0	5
Tomaic	0-1	0-0	2-2	6	5	2	0	0	0	0	17
Baker-Mazara	2-4	0-1	4-4	2	3	8	0	2	0	0	10
TEAM											
Totals	26-49	5-14	22-28	34	25	79	9	19	5	5	200

Nevada	FG	3FG	FT	R	F	TP	A	TO	S	B	MP
Washington	* 4-8	0-0	3-4	10	1	11	2	0	0	1	27
Coleman	* 1-1	0-0	0-0	1	5	2	0	1	0	0	14
Blackshear	* 2-11	1-3	3-3	2	4	8	0	2	0	2	35
Cambridge Jr.	* 3-12	2-7	4-4	6	4	12	2	2	4	1	35
Sherfield	* 9-19	3-8	9-12	2	2	30	7	4	1	0	39
Foster	1-3	1-1	0-0	3	4	3	0	1	0	0	23
Baker	3-7	2-3	3-5	3	1	11	1	3	0	0	16
Hymes	0-0	0-0	1-2	4	1	1	0	0	0	0	12
TEAM											
Totals	23-61	9-22	23-30	36	22	78	12	12	7	2	200

Halftime: San Diego State 36, Nevada 33. FG%: San Diego State 53.1, Nevada 37.7. 3FG%: Nevada 40.9, San Diego State 35.7. FT%: San Diego State 78.6, San Jose State 76.7. Officials: Shawn Lehigh, Larry Spaulding, Wilson Holland. Technicals: Baker-Mazara (San Diego State).

GAME 29

[3] San Diego State 53
[6] Fresno State 46

March 10, 2022 | Las Vegas, Nev.
Thomas & Mack Center | Att.: 8,760



LAS VEGAS - Chad Baker and Adam Seiko scored 11 points apiece to propel San Diego State to a 53-46 victory over Fresno State in the quarterfinals of the 2022 Air Force Reserve Mountain West Conference Men's Basketball Championship on Thursday night.

"If you like late night basketball and defense, this was your game," Aztecs head coach Brian Dutcher said. "It was a struggle to score. And I thought we pressed too hard in the first half, trying to score on the first side of the floor. Obviously, we know Justin Hutson is a great defensive coach. He's the one that set our defense at San Diego State as an assistant. So we know every time we play him what it's going to be like. I thought we got a little better movement in the second half offensively. Opened some things up. Honestly, we play high level defense. I thought the job Nathan Mensah and Ageuk Arop did on Orlando was about as good as you can do, because he still scores, even if you play good defense. And we got it out, a hard-fought victory and excited to have an opportunity to play again tomorrow night."

Trey Pulliam added 10 points for the third-seeded Aztecs (22-7), and Nathan Mensah had five blocked shots to go with six points.

San Diego State, trailing 23-20 at the break, came back from a halftime deficit to win a game this season for the second time.

The Aztecs limited the Bulldogs to 38.8 percent shooting in the game marking the seventh straight contest SDSU held its opponent to less than 40.0 percent from the floor and the 20th time in 29 games this season.

Fresno State assumed the lead with 7:24 to go before intermission and held for the next 20:04 before a Baker-Mazara layup with 7:40 to play gave SDSU the lead back at 39-37.

After Orlando Robinson, who had 25 points and 11 rebounds for the sixth-seeded Bulldogs (19-13), hit a jumper to tie it at 39-39, Baker-Mazara drained a three to push the Aztecs advantage to three, 42-39.

Fresno State got as close as two points, 45-43 with 1:44 to play, but the Aztecs went 6-of-6 from the line and got a layup from Mensah to pull away in the 1:18 for the 53-46 victory.

The win is the seventh straight for SDSU against Fresno State and its third this season.

In addition, San Diego State won its 40th game in Thomas & Mack Center since the start of 2008-09, which is the most victories by any team in the nation in a venue in which it has not played a home game.

Fresno State	FG	3FG	FT	R	F	TP	A	TO	S	B	MP
Robinson	* 10-20	3-3	2-5	11	4	25	3	5	0	1	38
Hill	* 2-7	1-4	0-0	0	4	5	2	2	1	1	37
Campbell	* 3-7	0-0	0-2	1	6	1	3	1	0	0	30
Colimerio	* 1-1	0-0	0-0	3	0	2	3	0	1	0	25
Holland	* 2-7	0-3	0-0	3	4	4	0	1	1	1	35
Ballard	0-1	0-1	1-2	2	1	1	1	0	2	0	19
Yap	0-2	0-1	0-0	0	1	0	0	0	0	0	3
Meah	0-0	0-0	0-0	3	0	0	0	0	0	1	6
Stroud	1-4	1-3	0-0	0	0	3	0	0	2	0	8
TEAM											
Totals	19-49	5-18	3-7	29	15	46	10	15	8	4	200

San Diego State	FG	3FG	FT	R	F	TP	A	TO	S	B	MP
Johnson	* 1-3	0-2	1-1	3	0	3	1	1	0	1	19
Mensah	* 3-6	0-0	0-0	6	2	6	1	2	1	5	26
Bradley	* 2-7	1-4	2-3	6	3	7	2	6	0	0	29
Pulliam	* 5-9	0-1	0-1	2	1	10	2	1	0	0	32
Butler	* 2-7	0-4	1-2	0	1	5	4	1	0	0	25
Diabate	0-1	0-0	0-0	1	0	0	0	0	0	0	3
Seiko	3-5	3-3	2-2	0	0	11	1	0	0	0	23
Baker-Mazara	4-6	1-1	2-2	5	2	11	0	3	1	0	15
Tomaic	0-1	0-1	0-0	0	1	0	0	0	0	0	9
Arop	0-3	0-0	0-0	5	1	0	0	2	1	0	18
TEAM											
Totals	20-48	5-16	8-11	34	11	53	11	17	4	6	200

Halftime: Fresno State 23, San Diego State 20. FG%: San Diego State 41.7, Fresno State 38.8. 3FG%: San Diego State 31.3, Fresno State 27.8. FT%: San Diego State 72.2, Fresno State 42.9. Officials: Verne Harris, David Hall, Deldre Carr. Technicals: none.



GAME 30

[3] San Diego State 63
[2] Colorado State 58

March 11, 2022 | Las Vegas, Nev.
Thomas & Mack Center | Att.: 9,910

LAS VEGAS - Trey Pulliam scored 11 points and had six assists to lead San Diego State to a 63-58 victory over No. 23 Colorado State in a Mountain West Conference semifinal Friday night.

The third-seeded Aztecs will face top-seeded Boise State in Saturday's conference championship.

San Diego State (23-7) held off a late rally by the Rams, who erased a seven-point deficit with 1:23 left in the game to pull within two points twice.

Adam Seiko drained two free throws with 9.8 seconds for the Aztecs to make it a two-possession game and force the Rams to attempt an errant 3-pointer with time draining.

Seiko overcame a bleak 2-for-7 clip from the floor to score 10 points, including 5 of 8 from the free-throw line down the stretch.

David Roddy scored 22 points to lead Colorado State (25-5), while Isaiah Stevens added 21.

The Aztecs improved to 14-4 in the semifinal round of the event, and have won their last five semifinal games. San Diego State, which has won the Mountain West tournament a record six times will play for the tournament title for the eighth time in the last nine years.

Now on a 12-2 run heading into Saturday's final, the Aztecs will be looking for a second straight revenge win. During its 14-game run, San Diego State's only two losses came by one point on the road, at Colorado State and Boise State.

The Broncos swept the regular-season series against San Diego State.

Colorado State hit its first six shots of the game and used a 9-0 run over the first five minutes to open a 14-7 lead against the Aztecs, who shot just 28.6% (2 of 7) at that point. But following a timeout, San Diego State suffocated the Rams with little to no space, started denying the paint a little better, and hit seven straight shots to go on runs of 8-0, 13-1, and 17-5 to take a 24-19 lead.

After their red-hot start, the Rams missed 10 of their last 14 shots in the first half.

BIG PICTURE

San Diego State improved to 21-1 when leading at the half this season, and is now 104-12 when holding a lead at halftime under coach Brian Dutcher.

Fresno State	FG	3FG	FT	R	F	TP	A	TO	S	B	MP
Robinson	* 10-20	3-3	2-5	11	4	25	3	5	0	1	38
Hill	* 2-7	1-4	0-0	0	4	5	2	2	1	1	37
Campbell	* 3-7	0-0	0-2	1	6	1	3	1	0	0	30
Colimerio	* 1-1	0-0	0-0	3	0	2	3	0	1	0	25
Holland	* 2-7	0-3	0-0	3	4	4	0	1	1	1	35
Ballard	0-1	0-1	1-2	2	1	1	1	0	2	0	19
Yap	0-2	0-1	0-0	0	1	0	0	0	0	0	3
Meah	0-0	0-0	0-0	3	0	0	0	0	0	1	6
Stroud	1-4	1-3	0-0	0	0	3	0	0	2	0	8
TEAM											
Totals	19-49	5-18	3-7	29	15	46	10	15	8	4	200

San Diego State	FG	3FG	FT	R	F	TP	A	TO	S	B	MP
Johnson	* 1-3	0-2	1-1	3	0	3	1	1	0	1	19
Mensah	* 3-6	0-0	0-0	6	2	6	1	2	1	5	26
Bradley	* 2-7	1-4	2-3	6	3	7	2	6	0	0	29
Pulliam	* 5-9	0-1	0-1	2	1	10	2	1	0	0	32
Butler	* 2-7	0-4	1-2	0	1	5	4	1	0	0	25
Diabate	0-1	0-0	0-0	1	0	0	0	0	0	0	3
Seiko	3-5	3-3	2-2	0	0	11	1	0	0	0	23
Baker-Mazara	4-6	1-1	2-2	5	2	11	0	3	1	0	15
Tomaic	0-1	0-1	0-0	0	1	0	0	0	0	0	9
Arop	0-3	0-0	0-0	5	1	0	0	2	1	0	18
TEAM											
Totals	20-48	5-16	8-11	34	11	53	11	17	4	6	200

Halftime: Fresno State 23, San Diego State 20. FG%: San Diego State 41.7, Fresno State 38.8. 3FG%: San Diego State 31.3, Fresno State 27.8. FT%: San Diego State 72.2, Fresno State 42.9. Officials: Verne Harris, David Hall, Deldre Carr. Technicals: none.

2021-22 Recaps



MOUNTAIN WEST-RECORD 14-TIME CONFERENCE CHAMPIONS



GAME 31 [1] Boise State 53 [3] San Diego State 52

March 12, 2022 | Las Vegas, Nev.
Thomas & Mack Center | Att.: 9,096

LAS VEGAS - Tyson Degenhart scored 13 points to help Boise State defeat San Diego State 53-52 to win the Mountain West Tournament and earn the conference's automatic bid to the NCAA Tournament.

The Aztecs had the ball with 28 seconds left, but Matt Bradley and Trey Pulliam both missed shots as time wound down.

Abu Kigab added 11 points and Emmanuel Akot added 10 for the Broncos (27-7), who became just the fifth team in Mountain West history to win an outright regular-season conference championship and the league's postseason tournament. Boise State entered the tourney coming off their first outright regular-season conference title in more than three decades.

San Diego State (23-8) was led by Bradley, who finished with 17 points and seven rebounds. Lamont Butler finished with 16 points.

Boise State was playing in its first conference tournament championship game as members of the Mountain West. The last time the Broncos played in a conference tournament title game was in 2011 when Boise State was a part of the Western Athletic Conference.

Trailing by three at halftime, the Aztecs opened the second half with a quick five points to take a 30-28 lead. But the Broncos ended San Diego State's mini-run and the teams began trading buckets while trading the lead seven times before Boise State took the lead with 6:41 left in the game and never looked back.

The Broncos wasted no time in coming out firing, as three of their first four field goals were from 3-point range, including a pair from Degenhart. Though Boise State shot just 34.8% from the field over the first 20 minutes, it was a 40% (4 of 10) clip from 3-point range that helped them to a 28-25 halftime lead.

The defensive-minded Aztecs wouldn't normally mind a physical matchup considering their style of play, but the Broncos met the challenge by sizing up San Diego State's bigs in the paint and creating havoc on the perimeter. The Aztecs struggled to 28.6% (10 of 35) shooting from the floor and was just 2 of 8 (25%) from 3-point range.

BIG PICTURE

San Diego State, which has won the event a record six times, was in the final for the fifth straight season. The Aztecs have played for the tournament title in eight of the last nine years and in 12 of the last 14 seasons.

San Diego State	FG	3FG	FT	R	F	TP	A	TO	S	B	MP
Johnson	* 0-2	0-1	0-2	1	0	0	1	0	0	0	14
Mensah	* 2-6	0-0	0-2	10	2	4	1	0	1	4	33
Bradley	* 6-17	2-4	3-4	7	3	17	2	3	1	0	35
Pulliam	* 3-10	0-1	0-0	3	4	6	3	4	2	1	33
Butler	* 5-6	3-3	3-3	0	3	16	1	1	1	0	29
Seiko	0-2	0-2	0-0	2	4	0	1	0	0	0	12
Arop	3-5	0-0	0-0	4	3	6	0	2	0	0	21
Tomaic	1-4	1-1	0-0	1	1	3	0	0	0	0	10
Baker-Mazara	0-4	0-0	0-0	2	3	0	0	0	0	0	12
Diabate	0-1	0-0	0-0	0	0	0	0	0	0	0	3
TEAM				4				0			
Totals	20-57	6-12	6-11	34	23	52	9	10	5	5	200

Boise State	FG	3FG	FT	R	F	TP	A	TO	S	B	MP
Degenhart	* 5-11	3-5	0-1	4	3	13	2	0	0	0	33
Kigab	* 4-7	0-2	3-6	3	2	11	3	3	1	0	36
Armus	* 3-5	0-0	1-1	6	3	7	0	1	1	0	22
Shaver Jr.	* 2-10	1-5	3-4	3	4	8	3	2	0	0	31
Akot	* 3-8	1-4	3-5	6	1	10	1	3	1	0	29
Rice	1-5	0-2	2-4	9	1	4	0	1	0	0	24
Milner	0-0	0-0	0-0	2	1	0	0	0	0	2	12
Smith	0-1	0-0	0-0	0	0	0	0	0	0	1	10
Kuzmanovic	0-0	0-0	0-0	0	0	0	0	0	0	0	3
TEAM				4				3			
Totals	18-47	5-18	12-21	37	15	53	9	13	3	3	200

Halftime: Boise State 28, San Diego State 25. **FG%:** Boise State 38.3, San Diego State 35.1. **3FG%:** San Diego State 50.0, Boise State 27.8. **FT%:** Boise State 57.1, San Diego State 54.5. **Officials:** David Hall, Eric Curry, Chris Rastlatter. **Technical:** none.



GAME 32 OT - [9] Creighton 72 [8] San Diego State 69

March 17, 2022 | Fort Worth, Texas
Dickies Arena | Att.: 10,560

FORT WORTH, Texas - Trey Alexander converted a go-ahead, three-point play late in overtime, and Creighton rallied for a 72-69 victory over San Diego State in an NCAA Tournament opener Thursday night.

The Bluejays hadn't led since the first five minutes of the game when Alexander, who also had the tying bucket late in regulation, drove right and was fouled on the layup. The free throw put Creighton ahead 71-69 with 1:08 remaining.

Down by two, the Aztecs had the ball with 4.3 second left when Matt Bradley inbounded to Aguek Arop, then ran around him for the handoff. Bradley lost control of the ball before getting a shot off, and Creighton secured it with 0.8 to go.

Alexander scored 18 points, and Ryan Kalkbrenner had 16 points and 10 rebounds before leaving with an apparent left leg injury in overtime.

The ninth-seeded Bluejays (23-11) will play Saturday against the winner between Kansas, the top seed in the Midwest Region, and Texas Southern. Creighton reached the Sweet 16 last year.

Chad Baker-Mazara scored 15 of his 17 points in the first half for the Aztecs (23-9), who were in position for their first tournament win since 2015. Gus Bradley added 15.

Bradley had a chance to give San Diego State the lead on free throws with 6.4 seconds left in regulation when Alex O'Connell fouled him on a drive. Bradley missed the front end of a one-and-one, and Arthur Kaluma dribbled the length of the court before lofting an air ball from the baseline as time expired.

The Aztecs had led by at least five points since the middle of the first half when O'Connell hit just the second 3-pointer of the game for Creighton to get the Bluejays within four just inside the two-minute mark.

After a steal led to a layup from Kalkbrenner, Creighton forced another turnover before getting two shots blocked at the other end. The Bluejays thought they had the tying basket on another steal after the second block, but an official ruled San Diego State called timeout.

That ruling was reversed on replay, and Alexander hit the tying layup with 11 seconds to go.

Kalkbrenner went down and grimaced after a posting up Arop as they made contact with each other early in overtime. The 7-foot-1 sophomore got up, tried to take a couple of steps and went back down, holding his left knee. After several minutes, Kalkbrenner was helped off the floor without putting weight on his left leg.

Creighton	FG	3FG	FT	R	F	TP	A	TO	S	B	MP
Kaluma	* 3-10	1-6	5-6	6	4	12	1	5	1	0	44
Hawkins	* 4-11	0-3	2-3	8	2	10	1	6	3	0	45
Kalkbrenner	* 5-8	0-0	6-6	10	1	16	3	0	1	0	40
O'Connell	* 6-11	1-3	2-2	8	5	15	2	3	1	0	41
Alexander	* 7-15	0-2	4-5	4	4	18	5	4	2	0	29
Andronikashvili	0-1	0-0	0-0	3	1	0	1	2	0	0	20
Feazell	0-0	0-0	1-2	0	0	1	1	0	1	0	6
TEAM				2				0			
Totals	25-56	2-14	20-24	41	17	72	14	20	9	0	200

San Diego State	FG	3FG	FT	R	F	TP	A	TO	S	B	MP
Johnson	* 3-5	0-2	0-0	2	1	6	2	1	1	1	26
Mensah	* 0-1	0-0	0-0	2	5	0	0	0	0	2	13
Bradley	* 6-19	0-5	4-7	8	4	16	3	4	0	1	36
Pulliam	* 6-14	2-2	0-2	3	1	14	3	5	2	0	37
Butler	* 1-2	1-2	0-0	6	4	3	2	2	0	0	17
Seiko	2-5	1-4	0-0	2	0	5	0	2	1	0	29
Arop	3-7	0-1	0-1	2	1	6	2	0	3	1	31
Diabate	1-2	0-0	0-0	1	2	2	1	0	0	1	11
Baker-Mazara	5-8	1-2	6-7	3	1	17	1	1	0	0	17
Tomaic	0-1	0-1	0-0	1	1	0	0	0	0	0	10
TEAM				2				1			
Totals	27-64	5-19	10-17	32	20	69	14	16	7	6	200

Halftime: San Diego State 37, Creighton 30. **FG%:** Creighton 44.6, San Diego State 42.2. **3FG%:** San Diego State 26.3, Creighton 14.3. **FT%:** Creighton 83.3, San Diego State 58.8. **Officials:** Brian Dorsey, Brent Hampton, Vlad Voyard-Tadal. **Technical:** none.

Senior Nathan Mensah, a 6-10 post, is such an elite defender he can effectively cover any position, one-to-five.

The Accra, Ghana, native rejected 71 shots in the 2022-23 season to lead the league. For his play, he was named the 2022 Mountain West Defensive Player of the Year.

Returning to the Aztecs in 2022-23, after taking advantage of the NCAA's offer of an extra year of eligibility due to the coronavirus pandemic, Mensah ranks No. 3 on the program's career blocked shots list (171) and is 43 from Leonard Allen at No. 2 at 214 blocks.



2021-22 Mountain West Stats



MOUNTAIN WEST-RECORD 14-TIME CONFERENCE CHAMPIONS

Final Standings

Pl.	Team	W	L	Pct.	Home	Away	Neutral	W	L	Pct.	Home	Away	Neutral	Last 10	Streak	Postseason
1.	Boise State	15	3	.833	8-1	7-2	0-0	27	8	.771	13-3	8-3	6-2	8-2	L1	NCAA (1R)
2.	Colorado State	14	4	.778	8-1	6-3	0-0	25	6	.806	14-1	6-3	5-2	7-3	L2	NCAA (1R)
3.	San Diego State	13	4	.765	8-1	5-3	0-0	23	9	.719	14-1	5-5	4-3	7-3	L2	NCAA (1R)
4.	Wyoming	13	5	.722	8-1	5-4	0-0	25	9	.735	14-1	9-5	2-3	4-6	L2	NCAA (FF)
5.	UNLV	10	8	.556	6-3	4-5	0-0	18	14	.562	12-5	4-7	2-2	5-5	L2	N/A
6.	Fresno State	8	9	.471	4-4	4-5	0-0	23	13	.638	14-4	6-8	3-1	4-6	W4	CBI (CH)
7.	Utah State	8	10	.444	5-4	3-6	0-0	18	16	.529	9-7	4-7	5-2	3-7	L2	NIT (1R)
8.	Nevada	6	12	.333	3-6	3-6	0-0	13	18	.419	7-6	3-10	3-2	4-6	L1	N/A
9.	New Mexico	5	12	.294	4-4	1-8	0-0	13	19	.406	11-7	2-9	0-3	5-5	L1	N/A
10.	Air Force	4	13	.235	3-6	1-7	0-0	11	18	.379	7-6	2-10	2-2	1-9	L1	N/A
11.	San Jose State	1	17	.056	1-8	0-9	0-0	8	23	.258	7-9	1-13	0-1	1-9	L4	N/A

Team Statistics (All Games)

Scoring Offense	G	Pts.	PPG
1. New Mexico	32	2,376	74.25
2. Utah State	34	2,497	73.44
3. Colorado State	31	2,275	73.39
4. Nevada	31	2,249	72.75
5. Wyoming	34	2,466	72.53
6. UNLV	32	2,236	69.88
7. Boise State	35	2,389	68.26
8. Fresno State	36	2,384	66.22
9. San Diego State	32	2,093	65.41
10. San Jose State	31	1,993	64.29
11. Air Force	29	1,712	59.03

Scoring Defense	G	Pts.	PPG
1. San Diego State	32	1,860	58.13
2. Fresno State	36	2,139	59.42
3. Boise State	35	2,130	60.86
4. Wyoming	34	2,227	65.50
5. UNLV	32	2,099	65.59
6. Colorado State	31	2,047	66.03
7. Air Force	29	1,915	66.03
8. Utah State	34	2,273	66.85
9. San Jose State	31	2,242	72.32
10. Nevada	31	2,284	73.68
11. New Mexico	32	2,411	75.34

Free Throw Pct.	FT	FTA	Pct.
1. Colorado State	392	507	.773
2. New Mexico	459	612	.750
3. Nevada	429	573	.749
4. UNLV	409	554	.738
5. Wyoming	485	669	.725
6. Utah State	398	552	.721
7. Fresno State	424	596	.711
8. San Diego State	379	548	.692
9. San Jose State	252	383	.658
10. Boise State	434	668	.650
11. Air Force	250	385	.649

Field Goal Pct.	FG	FGA	Pct.
1. Colorado State	821	1,710	.480
2. Utah State	917	1,926	.476
3. Wyoming	853	1,865	.457
4. Nevada	802	1,786	.449
5. Fresno State	855	1,916	.446
6. Boise State	849	1,910	.445
7. Air Force	627	1,437	.436
8. New Mexico	834	1,920	.434
9. San Diego State	761	1,761	.432
10. San Jose State	734	1,717	.427
11. UNLV	782	1,842	.425

FG Pct. Defense	FG	FGA	Pct.
1. San Diego State	654	1,702	.384
2. UNLV	735	1,796	.409
3. Fresno State	764	1,866	.409
4. Wyoming	825	1,992	.414
5. Boise State	793	1,855	.427
6. Utah State	818	1,906	.429

7. Colorado State	743	1,728	.430
8. Nevada	807	1,829	.441
9. New Mexico	863	1,893	.456
10. Air Force	669	1,445	.463
11. San Jose State	839	1,802	.466

3-Point FG Pct.	3FG	FGA	Pct.
1. Colorado State	241	675	.357
2. San Diego State	192	542	.354
3. San Jose State	273	775	.352
4. Boise State	257	742	.346
5. New Mexico	249	724	.344
6. Wyoming	275	804	.342
7. Utah State	265	775	.342
8. Fresno State	250	742	.337
9. UNLV	263	783	.336
10. Nevada	216	648	.333
11. Air Force	208	625	.333

3-Pt. FG Pct. Def.	3FG	FGA	Pct.
1. San Diego State	193	643	.300
2. Wyoming	230	761	.302
3. Air Force	150	481	.312
4. UNLV	235	749	.314
5. Fresno State	255	787	.324
6. New Mexico	211	649	.325
7. Boise State	199	609	.327
8. Colorado State	247	754	.328
9. Utah State	251	739	.340
10. San Jose State	217	612	.355
11. Nevada	287	804	.357

Rebound Margin	Reb	Opp	+/-
1. Boise State	1,219	1,055	+4.69
2. Utah State	1,201	1,066	+3.97
3. Fresno State	1,226	1,094	+3.67
4. Wyoming	1,212	1,117	+2.79
5. San Diego State	1,121	1,056	+2.03
6. UNLV	1,156	1,120	+1.13
7. Nevada	1,077	1,067	+0.32
8. Colorado State	982	991	-0.29
9. New Mexico	1,088	1,206	-3.69
10. San Jose State	965	1,122	-5.06
11. Air Force	770	956	-6.41

A/TO Ratio	Ast	TO	Ratio
1. Utah State	611	424	1.44
2. Colorado State	442	313	1.41
3. UNLV	442	358	1.23
4. Nevada	453	409	1.11
5. Fresno State	431	402	1.07
6. New Mexico	376	375	1.00
7. Wyoming	381	385	0.99
8. San Jose State	404	409	0.99
9. Boise State	399	423	0.94
10. San Diego State	382	409	0.93
11. Air Force	362	395	0.92

Team Statistics (Mountain West Games)

Scoring Offense	G	Pts.	PPG
1. Wyoming	18	1,280	71.11
2. Colorado State	18	1,267	70.39
3. New Mexico	17	1,192	70.12
4. Utah State	18	1,257	69.83
5. UNLV	18	1,250	69.44
6. Nevada	18	1,248	69.33
7. Boise State	18	1,242	69.00
8. San Diego State	17	1,144	67.29
9. Fresno State	17	1,089	64.06
10. Air Force	17	998	58.71
11. San Jose State	18	1,251	58.39

Scoring Defense	G	Pts.	PPG
1. San Diego State	17	988	58.12
2. Fresno State	17	1,038	61.06
3. Boise State	18	1,124	62.44
4. UNLV	18	1,174	65.22
5. Utah State	18	1,188	65.33
6. Colorado State	18	1,217	66.00
7. Wyoming	18	1,217	67.16
8. Air Force	17	1,168	68.71
9. Nevada	18	1,309	72.72
10. San Jose State	18	1,350	75.00
11. New Mexico	17	1,286	75.65

Free Throw Pct.	FT	FTA	Pct.
1. Colorado State	234	302	.775
2. Wyoming	274	365	.751
3. New Mexico	206	278	.741
4. Nevada	241	327	.737
5. UNLV	231	314	.736
6. Fresno State	185	253	.731
7. San Diego State	210	290	.724
8. Utah State	203	283	.717
9. San Jose State	145	215	.674
10. Boise State	231	344	.672
11. Air Force	156	243	.642

Field Goal Pct.	FG	FGA	Pct.
1. Utah State	468	996	.470
2. Colorado State	453	980	.462
3. Boise State	436	961	.454
4. Wyoming	436	967	.451
5. Nevada	445	995	.447
6. Fresno State	392	883	.444
7. San Diego State	414	937	.442
8. New Mexico	426	979	.435
9. UNLV	431	1,008	.428
10. Air Force	360	854	.422
11. San Jose State	384	951	.404

FG Pct. Defense	FG	FGA	Pct.
1. San Diego State	331	886	.374
2. UNLV	406	989	.411
3. Fresno State	376	884	.425
4. Wyoming	447	1,036	.431
5. Colorado State	424	976	.434
6. Utah State	420	963	.436

7. Nevada	449	1,016	.442
8. Boise State	424	936	.453
9. New Mexico	460	975	.472
10. Air Force	405	836	.484
11. San Jose State	503	1,014	.496

3-Point FG Pct.	3FG	FGA	Pct.
1. San Diego State	106	284	.373
2. Boise State	139	385	.361
3. New Mexico	134	373	.359
4. UNLV	157	441	.356
5. Fresno State	120	342	.351
6. Wyoming	134	396	.338
7. Colorado State	127	386	.329
8. Nevada	117	359	.326
9. Air Force	122	377	.324
10. San Jose State	138	441	.313
11. Utah State	118	384	.307

3-Pt. FG Pct. Def.	3FG	FGA	Pct.
1. UNLV	123	407	.302
2. Air Force	87	284	.306
3. San Diego State	114	361	.316
4. New Mexico	115	352	.327
5. Fresno State	123	374	.329
6. Wyoming	134	405	.331
7. Boise State	115	346	.332
8. Colorado State	154	441	.349
9. Utah State	131	365	.359
10. Nevada	170	467	.364
11. San Jose State	146	366	.399

Rebound Margin	Reb	Opp	+/-
1. Boise State	589	516	+4.06
2. Utah State	617	551	+3.67
3. San Diego State	602	542	+3.53
4. UNLV	661	601	+3.33
5. Wyoming	629	570	+3.28
6. Fresno State	560	512	+2.82
7. Colorado State	571	570	+0.06
8. Nevada	596	602	-0.33
9. New Mexico	544	615	-4.18
10. San Jose State	501	648	-8.17
11. Air Force	435	578	-8.41

A/TO Ratio	Ast	TO	Ratio
1. Utah State	291	215	1.35
2. Colorado State	230	176	1.31
3. UNLV	230	209	1.10
4. Nevada	246	228	1.08
5. Air Force	209	208	1.00
6. Fresno State	188	194	0.97
7. Boise State	191	199	0.96
8. San Diego State	202	214	0.94
9. Wyoming	193	205	0.94
10. New Mexico	180	200	0.90
11. San Jose State	206	238	0.87

INTRODUCTION

COACHES & STAFF

PLAYERS

2021-22 REVIEW

RECORDS

HISTORY

UNIVERSITY

2021-22 Mountain West Stats



MOUNTAIN WEST-RECORD 14-TIME CONFERENCE CHAMPIONS

Individual Statistics (All Games)

Scoring	G	FG	3FG	FT	Pts.	Avg/G
1. Hamilton - UNLV	32	244	80	129	697	21.78
2. Ike - Wyoming	33	241	3	159	644	19.52
3. Robinson - Fresno State	36	251	37	161	700	19.44
4. Roddy - Colorado State	31	222	46	105	595	19.19
5. Sherfield - Nevada	28	187	45	115	534	19.07
6. Maldonado - Wyoming	33	213	21	162	609	18.45
7. Mashburn, Jr. - New Mexico	32	207	50	118	582	18.19
8. Bean - Utah State	34	227	46	92	592	17.41
9. Bradley - San Diego State	32	186	57	113	542	16.94
10. House - New Mexico	31	167	47	144	525	16.94
11. Cambridge Jr. - Nevada	30	178	87	42	485	16.17
12. Kigab - Boise State	35	178	31	132	519	14.83
13. Stevens - Colorado State	31	165	43	83	456	14.71
14. Walker - Air Force	28	146	48	58	398	14.21
15. Horvath - Utah State	34	182	37	71	472	13.88
16. Shaver Jr. - Boise State	34	152	57	91	452	13.29
17. Moorei - San Jose State	30	151	33	62	397	13.23
18. Williamsn - UNLV	27	121	34	67	343	12.70
19. Baker - Nevada	31	137	26	55	355	11.45
20. Akot - Boise State	31	114	55	46	329	10.61

Rebounding	G	Reb	RPG
1. Bean - USU	34	338	9.94
2. Ike - UW	33	317	9.61
3. Hamm Jr. - UNLV	32	296	9.25
4. Robinson - Fresno	36	301	8.36
5. Armus - Boise	35	279	7.97
6. Roddy - CSU	31	235	7.58
7. Mensah - SDSU	32	221	6.91
8. Horvath - USU	34	223	6.56
9. Holland - Fresno	32	198	6.19
10. Maldonado - UW	33	189	5.73

Assists	G	Ast.	APG
1. Sherfield - Nevada	28	179	6.39
2. Maldonado - UW	33	207	6.27
3. McCabe - UNLV	31	148	4.77
4. Stevens - CSU	31	147	4.74
5. Moore - SJSU	30	138	4.60
6. House - UNM	31	139	4.48
7. Jones - USU	31	139	4.48
8. Taylor - USAFA	28	103	3.68
9. Ashworth - USU	33	119	3.61
10. Pulliam - SDSU	31	106	3.42

FG Percentage	FG	FGA	Pct
1. Roddy - CSU	222	389	.571
2. Bean - USU	227	424	.535
3. Horvath - USU	182	353	.516
4. Ike - UW	241	473	.510
5. Kigab - Boise	178	356	.500

FT Percentage	FT	FTA	Pct
1. Stevens - CSU	83	9	.902
2. House - UNM	144	162	.889
3. Sherfield - Nevada	115	132	.871
4. Bean - USU	92	115	.800
5. Mashburn, Jr. - UNM	118	150	.787

Steals	G	St	SPG
1. House - UNM	31	68	2.19
2. Butler - SDSU	27	46	1.70
3. Cambridge Jr. - Nevada	30	51	1.70
4. Bean - USU	34	53	1.56
5. Taylor - USAFA	28	38	1.36

3FG Percentage	3FG	FGA	Pct
1. Jeffries - UW	94	230	.409
2. Cambridge Jr. - Nevada	87	235	.370
3. Hamilton - UNLV	80	231	.346

3FG Made	G	3FG	3PG
1. Cambridge Jr. - Nevada	30	87	2.90
2. Jeffries - UW	34	94	2.76
3. Hamilton - UNLV	32	80	2.50
4. Jenkins - UNM	30	60	2.00
5. Ashworth - USU	33	62	1.88

Blocked Shots	G	Blks	BPG
1. Mensah - SDSU	32	71	2.22
2. Moerman - USAFA	27	42	1.56
3. Allen-Tovar - UNM	32	44	1.38
4. Robinson - Fresno	36	43	1.19
5. Cambridge Jr. - Nevada	30	34	1.13

A/TO Ratio	Ast	TO	Ratio
1. McCabe - UNLV	148	44	3.36
2. Stevens - CSU	147	52	2.83
3. Jones - USU	139	54	2.57
4. Ashworth - USU	119	47	2.53
5. Sherfield - Nevada	179	91	1.97

Minutes Played	G	MP	MPG
1. Maldonado - UW	33	1229	37.25
2. Jeffries - UW	34	1246	36.64
3. Sherfield - Nevada	28	998	35.63
4. Bean - USU	34	1205	35.45
5. Taylor - USAFA	28	977	34.88

Individual Statistics (Mountain West Games)

Scoring	G	FG	3FG	FT	Pts.	Avg/G
1. Hamilton, Bryce - UNLV	18	143	55	92	433	24.06
2. Ike, Graham - Wyoming	17	127	1	90	345	20.29
3. Bradley, Matt - San Diego State	17	113	42	67	335	19.71
Robinson, Orlando - Fresno State	17	121	17	76	335	19.71
5. Maldonado, Hunter - Wyoming	18	120	11	101	352	19.56
6. Roddy, David - Colorado State	18	128	28	59	343	19.06
7. Mashburn, Jr., Jamal - New Mexico	17	107	24	69	307	18.06
8. Sherfield, Grant - Nevada	15	90	24	62	266	17.73
9. House, Jaelen - New Mexico	17	98	24	77	297	17.47
10. Bean, Justin - Utah State	18	115	26	37	293	16.28
11. Cambridge Jr., Desmond - Nevada	17	96	44	28	264	15.53
12. Stevens, Isaiah - Colorado State	18	96	24	56	272	15.11
13. Shaver Jr., Marcus - Boise State	18	93	35	47	268	14.89
14. Kigab, Abu - Boise State	18	87	16	72	262	14.56
15. Horvath, Brandon - Utah State	18	96	14	42	248	13.78
16. Walker, AJ - Air Force	16	78	24	30	210	13.13
17. Moore, Omari - San Jose State	18	83	18	39	223	12.39
18. Hill, Isaiah - Fresno State	17	72	34	21	199	1.71
19. Baker, Will - Nevada	18	83	12	30	208	11.56
20. Heidbreder, Jake - Air Force	17	67	27	33	194	11.41

Rebounding	G	Reb	RPG
1. Ike - UW	17	180	10.59
2. Bean - USU	18	169	9.39
3. Hamm Jr. - UNLV	18	160	8.89
4. Robinson - Fresno	17	139	8.18
5. Roddy - CSU	18	137	7.61
6. Armus - Boise	18	129	7.17
7. Horvath - USU	18	121	6.72
8. Holland - Fresno	16	103	6.44
9. Mensah - SDSU	17	106	6.24
10. Hamilton - UNLV	18	107	5.94

Blocked Shots	G	Blks	BPG
12. Bradley - SDSU	17	97	5.71
19. Johnson - SDSU	17	87	5.12

Assists	G	Ast.	APG
1. Maldonado - UW	18	121	6.72
2. Sherfield - Nevada	15	99	6.60
3. McCabe - UNLV	18	86	4.78
4. House - UNM	17	74	4.35
5. Moore - SJSU	18	76	4.22
6. Ashworth - USU	17	63	3.71
7. Taylor - USAFA	16	58	3.63
8. Steven - CSU	18	65	3.61
9. Jones - USU	15	49	3.27
10. Hil - Fresno	17	54	3.18

FG Percentage	FG	FGA	Pct
1. Roddy - CSU	128	226	.566
2. Horvath - USU	96	189	.508
3. Ike - UW	127	259	.490
4. Maldonado - UW	120	247	.486
5. Bean - USU	115	239	.481

FT Percentage	FT	FTA	Pct
1. Stevens - CSU	56	61	.918
2. House - UNM	77	84	.917
3. Sherfield - Nevada	62	71	.873
4. Bradley - SDSU	67	84	.798
5. Mashburn, Jr. - UNM	69	89	.775

Steals	G	St	SPG
1. House - UNM	17	39	2.29
2. Cambridge Jr. - Nevada	17	31	1.82
3. Butler - SDSU	16	29	1.81
4. Bean - USU	18	27	1.50
5. Shaver Jr. - Boise	18	25	1.39

3FG Percentage	3FG	FGA	Pct
1. Jeffries - UW	48	128	.375
2. Hamilton - UNLV	55	149	.369
3. Cambridge Jr. - Nevada	44	121	.364

3FG Made	G	3FG	3PG
1. Hamilton - UNLV	18	55	3.06
2. Jeffries - UW	18	48	2.67
3. Cambridge Jr. - Nevada	17	44	2.59
4. Bradley - SDSU	17	42	2.47
5. Holland - Fresno	16	33	2.06

Blocked Shots	G	Blks	BPG
1. Mensah - SDSU	17	33	1.94
2. Moerman - USAFA	15	21	1.40
3. Cambridge Jr. - Nevada	17	22	1.29
4. Allen-Tovar - UNM	17	21	1.24
5. Muoka - UNLV	18	21	1.17

A/TO Ratio	Ast	TO	Ratio
1. Ashworth - USU	63	20	3.15
2. McCabe - UNLV	86	29	2.97
3. Jones - USU	49	19	2.58
4. Sherfield - Nevada	99	42	2.36
5. Stevens - CSU	65	31	2.10

Minutes Played	G	MP	MPG
1. Jeffries - UW	18	717	39.86
2. Maldonado - UW	18	688	38.20
3. Heidbreder - USAFA	17	631	37.14
4. Bean - USU	18	661	36.74
5. Holland - Fresno	16	577	36.08

INTRODUCTION
 COACHES & STAFF
 PLAYERS
 2021-22 REVIEW
 RECORDS
 HISTORY
 UNIVERSITY
 AZTEC BASKETBALL MEDIA GUIDE



Inside:

Team Records	110
Team Season Records	112
Individual Game Records	114
Top Game Performances	116
Individual Season Records	118
Individual Career Records	121
Freshman Season Records	124
Mountain West Records	125
Viejas Arena Records	127

Team Records



MOUNTAIN WEST-RECORD 14-TIME CONFERENCE CHAMPIONS

Team Single-Game

Points

- Most Game**
140 vs. Chapman (140-37), Jan. 15, 1954
- Most Division I Game**
138 vs. U.S. International (138-93), Feb. 20, 1986
- Most Conference Game**
115 vs. San Jose State (115-102), Feb. 12, 1971
- Most Mountain West Game**
98 at Air Force (98-61), Jan. 22, 2021; vs. Wyoming (98-71), Jan. 30, 2021; at TCU (98-92, ot), March 3, 2012
- Most Game/Both Teams**
231 vs. U.S. International (138-93), Feb. 20, 1986; vs. UNLV (113-118), Dec. 11, 1976
- Most Conference Game/Both Teams**
217 vs. San Jose State (115-102), Feb. 12, 1971
- Most Mountain West Game/Both Teams**
191 at Colorado State (89-102), March 3, 2003
- Fewest Points/Game**
3 vs. Alumni (3-24) at Stanford, Dec. 26, 1921
- Fewest Points/Division I Game**
36 at Washington (36-49), Dec. 7, 2014
- Fewest Points/Conference Game and Fewest Points/Mountain West Game**
37 vs. Boise State (37-42), Jan. 22, 2022

Rebounding

- Most Game**
75 vs. Portland State (86-53), Dec. 15, 1972
- Most Mountain West Game**
55 at UNLV (62-55), Jan. 1, 2022

Field Goal Shooting

- Most Field Goals/Game**
56 Morgan State (128-68), Dec. 1, 1984 and vs. Chapman (140-37), Jan. 15, 1954
- Most Field Goals/Mountain West Game**
38 vs. New Mexico (97-77), Jan. 15, 2019
- Most Field Goals Attempted/Game**
109 vs. Brigham Young (91-123), Jan. 24, 1980
- Most Field Goals Att./Mountain West Game**
90 at Colorado State (82-92, 2ot), Jan. 24, 2004
- Highest Field Goal Percentage/Game**
74.1 percent (43-of-58) vs. UC Santa Barbara (96-70), March 2, 1978
- Highest Field Goal Pct./Mountain West Game**
68.2 percent (30-of-44) vs. Wyoming (79-51), Feb. 19, 2013

Free-Throw Shooting

- Most Free Throws Made/Game**
38 vs. Westmont (106-91), Dec. 10, 1992
- Most Free Throws Made/Mountain West Game**
33 vs. UNLV (91-93, ot), Feb. 12, 2005
- Highest Free Throw Percentage/Game**
100.0 percent (13-of-13) vs. Fresno State, Feb. 16, 1978
- Highest Free Throw Pct./Mountain West Game**
100.0 percent (12-of-12) at Air Force, Jan. 11, 2003

Three-Point Field Goals

- Most Three-Point Field Goals/Game**
17 vs. Wyoming (33 att.) (96-57), Jan. 29, 2011
- Most Three-Point FGs/Mountain West Game**
17 vs. Wyoming (33 att.) (96-57), Jan. 29, 2011
- Highest Three-Point Field Goal Percentage/Game**
76.9 percent (10-of-13) vs. Southern Miss (79-51), Nov. 20, 2005 (min: 12 att.); 81.8 pct. (9-of-11) vs. UCSD, Nov. 15, 2007 (min: 11 att.)

Highest Three-Point FG Pct./Mountain West Game

69.2 percent (9-of-13) vs. New Mexico (75-69), Jan. 25, 2006 (min: 12 att.)

Other Statistics

- Most Assists/Game**
34 vs. Portland State (110-80), Jan. 10, 1976
- Most Assists/Mountain West Game**
30 vs. New Mexico (97-77), Jan. 15, 2019
- Most Steals/Mountain West Game**
15 at Air Force (98-61), Jan. 22, 2021; vs. Wyoming (81-88), Jan. 22, 2005
- Most Turnovers/Game**
46 at Lamar (65-90), Dec. 22, 1992
- Most Turnovers/Mountain West Game**
28 vs. UNLV (79-80), Jan. 26, 2002
- Fewest Turnovers/Game**
3 vs. Pomona-Pitzer (89-54), Dec. 31, 2009
- Fewest Turnovers/Mountain West Game**
4 vs. Wyoming (43-45), March 14, 2015; vs. Nevada (73-58), Feb. 8, 2014; at Colorado State (65-56), Feb. 1, 2014; vs. Fresno State (68-60), Jan. 15, 2014; vs. Utah (85-53), Feb. 8, 2011
- Most Blocked Shots/Mountain West Game**
12 vs. Wyoming (96-57), Jan. 29, 2011; vs. Wyoming (85-88), Jan. 21, 2002

Team Single-Season

Wins/Losses

- Most Wins/Season**
34 in 2010-11 (34-3)
- Most Wins/Division I Season**
34 in 2010-11 (34-3)
- Most Wins/Conference Season**
17 in 2019-20 (17-1/MW)
- Most Wins/Mountain West Season**
17 in 2019-20 (17-1)
- Fewest Losses/Season**
2 in 2019-20 (30-2) and 1931-32 (13-2-1)
- Fewest Losses/Division I Season**
2 in 2019-20 (30-2)
- Fewest Losses/Conference Season**
0 in 1924-25 (6-0/SCJC) and 1922-23 (6-0/SCJC)
- Fewest Losses/Division I Conference Season**
1 in 2019-20 (17-1/MW)
- Most Games Played/Season**
38 in 2015-16 (28-10)

Points

- Most Points Scored/Season**
2,660 in 2010-11 (71.9 points per game)
- Highest Scoring Average/Season**
86.9 in 1970-71 (2,261 points in 26 games)
- Highest Scoring Margin/Division I Season**
+15.3 in 2019-20 (30-2)
- Fewest Points Scored/Division I Season**
1,745 in 1999-00 and 1998-99
- Lowest Scoring Average/Division I Season**
61.8 in 2014-15 (2,226 points in 36 games)
- Lowest Scoring Margin/Division I Season**
-13.1 in 1991-92 (2-26)

Rebounds

- Most Rebounds/Season**
1,476 in 1966-67 (50.9 per game)
- Most Rebounds/Division I Season**
1,475 in 2015-16 (38.8 per game)
- Highest Rebound Average/Season**
53.2 in 1971-72 (1,489 in 28 games)
- Highest Rebound Margin/Division I Season**
+6.7 in 2010-11
- Lowest Rebound Margin/Division I Season**
-7.6 in 1998-99

Field Goal Shooting

- Most Field Goals/Season**
991 in 2010-11 (34.3)
- Most Field Goals Attempted/Season**
2,141 in 2010-11 (34.3)
- Highest Field Goal Percentage/Season**
50.8 percent (919-of-1,810) in 1977-78 (19-9)

Free-Throw Shooting

- Most Free Throws Made/Season**
613 in 2015-16 (28-10)
- Most Free Throws Made/Division I Season**
613 in 2015-16 (28-10)
- Most Free Throws Attempted/Division I Season**
902 in 2013-14 (31-5)
- Highest Free Throw Percentage/Season**
77.1 percent (400-of-519) in 2019-20 (30-2)
- Highest Free Throw Percentage/Division I Season**
77.1 percent (400-of-519) in 2019-20 (30-2)

Three-Point Field Goal Shooting

- Most Three-Point Field Goals/Season**
291 in 2019-20 (30-2)
- Most Three-Point Field Goal Attempts/Season**
765 in 2019-20 (30-2)
- Highest Three-Point FG Percentage/Season**
43.7 percent (131-of-300) in 1987-88 (12-17)

Other Statistics

- Most Assists/Season**
602 in 1977-78 (21.5 assists per game) (19-9)
- Highest Assist Average/Season**
21.5 in 1977-78 (602 assists) (19-9)
- Most Steals/Season**
287 in 2008-09 (26-10)
- Most Blocked Shots/Season**
207 in 2015-16 (28-10)

Streaks and Miscellaneous

- Highest Average Home Attendance**
12,414 in 2014-15 (16-1); 2012-13 (14-1)
- Longest Winning Streak/Season**
26 games in 2019-20 (30-2)
- Longest Winning Streak/Division I Season**
26 games in 2019-20 (30-2)
- Longest Home Court Win Streak/Division I Season**
16 games in 1981-82 (total streak was 17 games when including final home game of 1980-81)
- Longest Home Court Win Streak/Viejas Arena**
29 games from Nov. 20, 2013-Feb. 14, 2015 (broken: Feb. 28, 2015) (final 14 home games of 2013-14 and first 15 home games of 2014-15)

Team Records/Streaks



MOUNTAIN WEST-RECORD 14-TIME CONFERENCE CHAMPIONS

Largest Margin of Victory

Pl.	Opponent	Date	Score	Margin
1.	Chapman	1-15-54	140-37	103
2.	St. Katherine College	12-27-13	118-35	83
3.	Morgan State	12-1-84	128-68	60
4.	Vanguard	12-2-98	103-49	54
5.	Cal State Dominguez Hills	12-12-18	99-46	53
6.	San Diego Christian	11-20-13	93-41	52
7.	Redlands	12-30-11	94-43	51
	Cal Tech	1-21-39	65-14	51
9.	Cal State Fullerton	2-10-70	112-66	46
10.	UC San Diego	11-27-01	98-53	45
	U.S. International	2-20-86	138-93	45
	Fullerton JC	2-7-25	51-6	45

Worst Defeats

Pl.	Opponent	Date	Score	Margin
1.	at Utah	2-11-99	38-86	48
2.	at USC	11-17-98	54-101	47
	at Stanford	2-24-97	50-97	47
4.	at Alabama-Birmingham	12-23-89	46-91	45
	at Wyoming	2-7-81	57-102	45
6.	TCU	1-17-98	61-105	44
	at Utah State	12-17-62	57-101	44
	Firestones	1-6-34	22-66	44
9.	at Brigham Young	2-27-82	66-106	40
10.	at Occidental	2-1-29	15-54	39

Highest Scoring Games

Pl.	Opponent	Date	Score	Total Pts.
1.	U.S. International	2-20-86	138-93	231
	UNLV	12-11-76	113-118	231
3.	U.S. International	2-27-91	123-103	226
4.	San José State	2-12-71	115-102	217
5.	Brigham Young	1-24-80	91-123	214
6.	at New Mexico	12-20-76	104-107	211
7.	North Texas State	1-3-77	100-108	208
8.	at Cal Poly	2-20-54	110-96	206
9.	U.S. International	2-10-90	108-97	205

Lowest Scoring Games (since 1971)

Pl.	Opponent	Date	Score	Total Pts.
1.	San Diego	12-10-81	41-36	77
2.	CSU Bakersfield	11-20-14	51-27	78
3.	Boise State	1-22-22	37-42	79
4.	at Washington	12-7-14	36-49	85
5.	Fresno State	2-16-78	45-41	86
6.	Air Force	2-6-08	49-38	87
7.	vs. Wyoming	3-14-15	43-45	88
8.	Air Force	3-1-17	51-38	89
	New Mexico	1-26-13	55-34	89
	at Air Force	3-8-08	43-46	89

Longest Winning Streaks

Pl.	Began	Ended	Team to End Streak	Games
1.	11-5-19	2-22-20	UNLV - L, 63-66	26
2.	11-20-13	2-11-14	Wyoming - L, 62-68	20
	11-13-10	1-26-11	Brigham Young - L, 58-71	20
4.	1-22-21	3-19-21	Syracuse (NCAA) - L, 62-78	14
5.	12-9-55	1-28-56	Fresno State - L, 86-88	13
6.	12-30-15	2-10-16	Fresno State - L, 57-58	11
	11-13-12	12-25-12	Arizona - L, 67-68	11
	12-4-11	1-28-12	Colorado State - L, 60-77	11
9.	2-14-18	3-15-18	Houston - L, 65-67	9
	12-23-66	2-3-67	Nevada Southern - L, 64-68	9

Longest Conference Winning Streaks

Pl.	Began	Ended	Team to End Streak	Games
1.	12-4-19	2-22-20	UNLV - L, 63-66	13
2.	1-22-21	Current		11
	12-30-15	2-10-16	Fresno State - L, 57-58	11
4.	1-1-14	2-11-14	Wyoming - L, 62-68	10
5.	1-11-06	2-11-06	Utah - L, 65-67	8

	2-26-66	2-18-67	Fresno State - L, 62-76	8
7.	1-29-11	2-26-11	Brigham Young - L, 67-80	7
	2-9-78	3-3-78	Cal State Fullerton - L, 50-64	7
	2-9-68	1-9-70	Long Beach State - L, 56-60	7
10.	2-14-18	1-5-19	Boise State - L, 64-88	6
	1-23-82	2-18-82	Texas-El Paso - L, 60-62	6
	2-28-74	2-8-75	San José State - L, 73-77	6
	2-7-58	3-4-58	Fresno State - at-L, 73-76	6

Longest Home Court Winning Streaks

Pl.	Began	Ended	Team to End Streak	Games
1.	11-20-13	2-28-15	Boise State - L, 46-56	29
2.	1-29-66	1-5-68	Cal Poly Pomona - L, 72-75	22
3.	2-2-10	2-26-11	Brigham Young - L, 67-80	18
4.	3-7-81	3-6-82	Wyoming - L, 64-66	17
5.	1-4-21	1-22-22	Boise State - L, 37-42	16
	12-3-77	12-29-78	Stanford - L, 84-85	16
	1-25-75	2-12-76	Pacific - L, 62-68	16
8.	2-24-09	1-23-10	Brigham Young - L, 69-71	*14
9.	11-5-19	2-22-20	UNLV - L, 63-66	13
	1-13-07	1-9-08	Northern Colorado - L, 56-62	13

Longest Road/Neutral Winning Streaks

Pl.	Began	Ended	Team to End Streak	Games
1.	11-9-19	3-7-20	Utah State - L, 56-59	16
2.	11-13-10	1-26-11	Brigham Young - L, 58-71	11
3.	11-28-13	2-11-14	Wyoming - L, 62-68	10
4.	2-2-11	3-24-11	Connecticut (NCAA) - L, 67-74	9
5.	1-22-21	3-19-21	Syracuse (NCAA) - L, 62-78	8
6.	11-29-84	1-18-85	New Mexico - L, 85-94	6
	1-19-68	3-8-68	UC Irvine - L, 69-78	6
8.	2-21-18	3-15-18	Houston - L, 65-67	5
	2-21-16	3-12-16	Fresno State - L, 63-68	5
	1-2-16	2-10-16	Fresno State - L, 57-58	5
	11-17-12	12-25-12	Arizona - L, 67-68	5
	11-23-11	1-28-12	Colorado State - L, 60-77	5
	1-11-06	2-22-06	Brigham Young - L, 90-100	5

Longest Non-Conference Winning Streaks[^]

Pl.	Began	Ended	Team to End Streak	Games
1.	12-22-09	11-15-11	Baylor - L, 67-77	21
2.	1-1-19	12-18-20	Brigham Young - L, 62-72	17
3.	11-20-13	11-26-14	Arizona - L, 59-61	15
4.	11-13-12	12-25-12	Arizona - L, 67-68	11
	12-31-05	12-2-06	Western Michigan - L, 73-84	10
	1-3-84	12-28-84	TCU - L, 70-72	10
7.	2-23-71	12-17-71	Oregon State - L, 90-96	8
	2-7-67	12-18-67	Indiana State - L, 69-84	8
	2-4-66	12-17-66	Southwest Missouri State - L, 63-73	8
10.	12-4-11	11-11-12	Syracuse - L, 49-62	7
	12-16-00	11-17-01	Texas Tech - L, 71-81	7

[^] - Does not include conference tournament or postseason games.

Longest Non-Conference Home Winning Streaks

Pl.	Began	Ended	Team to End Streak	Games
1.	11-22-08	11-30-11	Creighton - L, 83-85	*27
2.	2-4-66	12-23-68	Minnesota - L, 60-73	16
3.	11-20-13	11-21-15	Little Rock - L, 43-49	15
	11-27-81	12-30-82	Villanova - L, 57-63	15
5.	12-4-11	11-14-13	Arizona - L, 60-69	14
6.	12-16-00	11-23-02	Eastern Washington - L, 70-75	13
7.	1-1-19	12-18-20	Brigham Young - L, 62-72	11
8.	12-8-95	11-14-97	Brigham Young - L, 59-73	10
	12-3-77	12-29-78	Stanford - L, 84-85	10

* - Includes one game played at USD's Jenny Craig Pavilion, which the NCAA considers an SDSU home game.

INTRODUCTION

COACHES & STAFF

PLAYERS

2021-22 REVIEW

RECORDS

HISTORY

UNIVERSITY

AZTEC BASKETBALL MEDIA GUIDE

Team Season Records



MOUNTAIN WEST-RECORD 14-TIME CONFERENCE CHAMPIONS

Most Wins

Rk.	Season (W-L)	Wins
1.	2010-11 (34-3)	34
2.	2013-14 (31-5)	31
3.	2019-20 (30-2)	30
4.	2015-16 (28-10)	28
5.	2014-15 (27-9)	27

6.	2011-12 (26-8)	26
	2008-09 (26-10)	26
8.	2009-10 (25-9)	25
9.	2005-06 (24-9)	24
	1966-67 (24-5)	24
	1940-41 (24-7)	24
	1938-39 (24-7)	24

Most League Wins

Rk.	Season (W-L)	Wins
1.	2019-20 (17-1)	17
2.	2015-16 (16-2)	16
	2013-14 (16-2)	16
4.	2020-21 (14-3)	14
	2014-15 (14-4)	14
7.	2021-22 (13-4)	13
	2005-06 (13-3)	13
9.	2018-19 (11-7)	11
	2017-18 (11-7)	11
	2009-10 (11-5)	11
	2008-09 (11-5)	11
	1984-85 (11-5)	11
	1981-82 (11-5)	11
	1977-78 (11-3)	11
	1967-68 (11-3)	11

4.	2020-21 (23-4)	14
5.	1955-56 (23-6)	13
6.	2015-16 (28-10)	11
	2012-13 (23-11)	11
	2011-12 (26-8)	11
	1936-37 (17-9)	11
10.	1940-41 (24-7)	10

Lowest Opponent Scoring Average

Rk.	Season (W-L)	PPG
1.	2014-15 (27-9)	53.9
2.	2013-14 (31-5)	57.0
3.	2021-22 (23-9)	58.1
4.	2010-11 (34-3)	59.2
5.	2019-20 (30-2)	59.5

Most Rebounds

Rk.	Season (W-L)	Rebs.
1.	1971-72 (18-10)	1,489
2.	2015-16 (28-10)	1,475
3.	2010-11 (34-3)	1,396
4.	2013-14 (31-5)	1,364
5.	1975-76 (16-13)	1,362

Highest Rebound Average

Rk.	Season (W-L)	RPG
1.	1971-72 (18-10)	53.2
2.	1972-73 (15-11)	48.2
3.	1974-75 (14-13)	48.0
4.	1975-76 (16-13)	47.0
5.	1976-77 (13-15)	46.7

Highest Rebound Margin

Rk.	Season (W-L)	+/-
1.	2010-11 (34-3)	+6.8
2.	2009-10 (25-9)	+6.6
3.	1975-76 (16-13)	+5.69
4.	1983-84 (15-13)	+5.68
5.	2015-16 (28-10)	+5.5

Highest FG Pct.

Rk.	Season (W-L)	FG Pct.
1.	1977-78 (19-9)	50.8
2.	1984-85 (23-8)	50.5
3.	1988-89 (12-17)	48.7
4.	1987-88 (12-17)	47.9
5.	1978-79 (15-12)	47.7

Lowest Opp. FG Pct.

Rk.	Season (W-L)	FG Pct.
1.	2015-16 (28-10)	37.3
2.	2021-22 (23-9)	38.4
	2014-15 (27-9)	38.4
4.	2013-14 (31-5)	38.6
5.	2019-20 (30-2)	38.7

Most Field Goals

Rk.	Season (W-L)	FGs
1.	2010-11 (34-3)	991
2.	1984-85 (23-8)	976
3.	1975-76 (16-13)	927
4.	1977-78 (19-9)	919
5.	2001-02 (21-12)	906

Most Field Goals Attempts

Rk.	Season (W-L)	FGA
1.	2010-11 (34-3)	2,141
2.	2015-16 (28-10)	2,100
3.	1971-72 (18-10)	2,099
4.	1975-76 (16-13)	2,054
5.	2013-14 (31-5)	2,009

Most Games Played

Rk.	Season (W-L)	Games
1.	2015-16 (28-10)	38
2.	2010-11 (34-3)	37
3.	2014-15 (27-9)	36
	2013-14 (31-5)	36
	2008-09 (26-10)	36
6.	2018-19 (21-13)	34
	2012-13 (23-11)	34
	2011-12 (26-8)	34
	2009-10 (25-9)	34
10.	2017-18 (22-11)	33
	2016-17 (19-14)	33
	2007-08 (20-13)	33
	2006-07 (22-11)	33
	2005-06 (24-9)	33
	2001-02 (21-12)	33

Most Games Above .500

Rk.	Season (W-L)	Games
1.	2010-11 (34-3)	+31
2.	2019-20 (30-2)	+28
3.	2013-14 (31-5)	+26
4.	1966-67 (24-5)	+19
5.	2020-21 (23-5)	+18
	2015-16 (28-10)	+18
	2014-15 (27-9)	+18
	2011-12 (26-8)	+18
9.	1955-56 (23-6)	+17
	1940-41 (24-7)	+17
	1938-39 (24-7)	+17

Highest Average Home Attendance

Rk.	Season (W-L)	Avg.
1.	2014-15 (27-9)	12,414
	2013-14 (31-5)	12,414
	2012-13 (23-11)	12,414
4.	2015-16 (28-10)	12,210
5.	2016-17 (19-14)	12,196
6.	2011-12 (26-8)	12,096
7.	2019-20 (30-2)	11,668
	2010-11 (34-3)	11,668
9.	2017-18 (22-11)	11,344
10.	2021-22 (23-9)	11,331

Longest Winning Streaks

Rk.	Season (W-L)	Wins
1.	2019-20 (30-2)	26
2.	2013-14 (31-5)	20
	2010-11 (34-3)	20

Division I Era

Longest Winning Streaks

Rk.	Season (W-L)	Wins
1.	2019-20 (30-2)	26
2.	2013-14 (31-5)	20
	2010-11 (34-3)	20
4.	2020-21 (23-5)	14
5.	2015-16 (28-10)	11
	2012-13 (23-11)	11
	2011-12 (26-8)	11
8.	2017-18 (22-11)	9
9.	2006-07 (22-11)	8
	2005-06 (24-9)	8
	1984-85 (23-8)	8

Highest Winning Percentage

Rk.	Season (W-L)	Pct.
1.	2019-20 (30-2)	93.8
2.	2010-11 (34-3)	91.9
3.	2013-14 (31-5)	86.1
4.	2020-21 (23-5)	82.1
5.	2011-12 (26-8)	76.5

Most Points

Rk.	Season (W-L)	Points
1.	2010-11 (34-3)	2,660
2.	2015-16 (28-10)	2,605
3.	2017-18 (22-11)	2,545
4.	2013-14 (31-5)	2,530
5.	1984-85 (23-8)	2,493

Highest Scoring Average

Rk.	Season (W-L)	PPG
1.	1970-71 (12-14)	86.9
2.	1971-72 (18-10)	81.5
3.	1978-79 (15-12)	80.7
4.	1984-85 (23-8)	80.42
5.	1977-78 (19-9)	80.39

Highest Scoring Margin

Rk.	Season (W-L)	+/-
1.	2019-20 (30-2)	+15.3
2.	2013-14 (31-5)	+13.3
3.	2010-11 (34-3)	+12.6
4.	2020-21 (23-5)	+12.5
5.	2017-18 (22-11)	+9.2

Fewest Points Allowed

Rk.	Season (W-L)	Points
1.	2020-21 (23-5)	1,713
2.	1982-83 (18-10)	1,819
3.	2021-22 (23-9)	1,860
4.	1994-95 (11-17)	1,878
5.	2000-01 (14-14)	1,891

SDSU Division I Overtime Games (key on page 113)

79 games; 40-39

Date	Opponent	OTs	Result
J.29.72	*at San Jose State	1	L, 63-65
J.24.74	Northern Illinois (SA)	1	L, 80-89
J.2.75	Oklahoma (SA)	1	L, 74-79
F.28.76	*at Long Beach State	1	W, 67-62
J.20.77	*Pacific (PG)	1	W, 83-76
D.4.79	San Diego (SA)	1	W, 67-58
J.8.80	*Hawaii (SA)	1	L, 76-78
F.21.81	*at Air Force	2	W, 63-61
F.18.82	*at Texas-El Paso	1	L, 60-62
M.6.82	*Wyoming (SA)	1	L, 64-66
N.28.83	at Saint Mary's	1	W, 72-67
D.27.83	Oral Roberts (SA)	1	W, 85-75
F.6.84	*at Wyoming	1	L, 73-83
F.16.84	*at Brigham Young	1	L, 92-94
N.30.85	vs. Eastern Washington	1	L, 79-81
J.10.86	*at Utah	1	L, 89-93
M.1.86	*at New Mexico	1	L, 92-95
J.31.87	Miami (Fla.) (SA)	1	L, 82-83
D.23.88	Rhode Island (SA)	1	L, 76-77
F.18.89	* (7) Brigham Young (SA)	1	W, 82-80
F.3.91	*Wyoming (SA)	2	W, 87-84
F.21.91	*Hawaii (SA)	1	L, 79-84
D.21.91	South Carolina (SA)	2	L, 69-71
D.21.93	at Cal State Northridge	1	W, 90-85
D.23.93	at Loyola Marymount	1	W, 88-84
J.20.94	*Brigham Young (SA)	1	L, 82-83
D.20.94	at Cal State Fullerton	1	L, 73-83
J.9.95	*New Mexico (PG)	1	W, 72-69
F.23.95	*at Texas-El Paso	1	L, 71-73
D.5.95	Cal State Fullerton (SA)	1	L, 83-85
J.10.96	*at Texas-El Paso	1	W, 72-71
F.8.96	*Fresno State (SA)	1	L, 89-99
D.3.96	at Northwestern	1	W, 82-70
D.10.96	at Southwest Texas	1	L, 77-81
D.31.96	at Brigham Young	1	W, 89-86
J.11.97	*at Air Force	1	W, 77-69
J.18.97	*Colorado State (PG)	1	L, 90-93
F.12.98	*at SMU	1	L, 81-88
M.3.98	^vs. Wyoming	1	W, 60-57
N.14.98	Nevada (CA) (so)	1	L, 71-76
J.20.00	*Air Force (CA)	3	L, 77-81
D.6.00	at UC Santa Barbara	3	L, 77-80
J.27.01	*at UNLV	1	L, 72-82
J.21.02	*Wyoming (CA)	1	L, 85-88
J.26.02	*UNLV (CA)	1	L, 79-80
F.23.02	*at UNLV	1	L, 76-83
M.19.03	+UC Santa Barbara (CA)	1	W, 67-62
J.24.04	*at Colorado State	2	L, 82-92
F.9.04	*at Brigham Young	1	L, 69-83
N.19.04	UC Santa Barbara (CA)	1	L, 72-80
J.22.05	*Wyoming (CA)	1	L, 81-88
F.12.05	*UNLV (CA)	1	L, 91-93
F.19.05	*at Colorado State	1	L, 88-93
J.28.06	*at Wyoming	1	W, 78-77
M.11.06	^vs. Wyoming	1	W, 69-64
F.20.07	*at New Mexico	1	W, 81-74
D.28.07	Sam Houston State (CA)	1	W, 79-78
J.16.08	*Utah (CA)	1	W, 64-56
F.3.09	*at UNLV	1	W, 68-66
F.28.09	*at TCU	1	W, 79-77
D.2.09	at San Diego	1	W, 69-62
D.22.09	at Drake	1	W, 76-73
F.6.10	*at New Mexico	1	L, 86-88
M.19.11	^vs. Temple	2	W, 71-64
N.19.11	Long Beach State (VA)	1	W, 77-73

Team Season Records



MOUNTAIN WEST-RECORD 14-TIME CONFERENCE CHAMPIONS

Consecutive Season Bests (Division I Era)

Most Victories in Two Seasons

Rk.	Seasons	W	L	Pct.
1.	2011-12	60	11	.845
2.	2010-11	59	12	.831
3.	2014-15	58	14	.806
4.	2015-16	55	19	.743
5.	2013-14	54	16	.771
6.	2020-21	53	7	.883
7.	2019-20	51	15	.773
8.	2009-10	51	19	.729
9.	2012-13	49	19	.721
10.	2016-17	47	24	.662

Best Percentage: 88.3 pct. (53-7) - 2020-21 seasons.

Most Victories in Three Seasons

Rk.	Seasons	W	L	Pct.
1.	2014-15-16	86	24	.782
2.	2010-11-12	85	20	.810
	2009-10-11	85	22	.794
4.	2011-12-13	83	22	.790
5.	2013-14-15	81	25	.764
6.	2012-13-14	80	24	.768
7.	2020-21-22	76	16	.826
8.	2019-20-21	74	20	.787
9.	2015-16-17	74	33	.692
10.	2018-19-20	73	26	.737

Best Percentage: 82.6 pct. (76-16) - 2020-21-22 seasons.

Most Victories in Four Seasons

Rk.	Seasons	W	L	Pct.
1.	2011-12-13-14	114	27	.809
2.	2009-10-11-12	111	30	.787
3.	2013-14-15-16	109	35	.757
4.	2010-11-12-13	108	31	.777
5.	2012-13-14-15	107	33	.764
6.	2008-09-10-11	105	35	.750
	2014-15-16-17	105	38	.734
8.	2020-21-22	97	29	.770
9.	2018-19-20-21	96	31	.756
10.	2015-16-17-18	96	44	.686

Best Percentage: 80.9 pct. (114-27) - 2011-12-13-14 seasons.

Highest 3FG Pct.

Rk.	Season (W-L)	3FG Pct.
1.	1987-88 (12-17)	.43.7
2.	2005-06 (24-9)	.39.6
3.	1988-89 (12-17)	.39.3
4.	1986-87 (5-24)	.38.3
5.	2019-20 (30-2)	.38.0

Most 3FG Made

Rk.	Season (W-L)	3FG
1.	2019-20 (30-2)	291
2.	2018-19 (21-13)	261
3.	2020-21 (23-5)	240
4.	2017-18 (22-11)	239
5.	2016-17 (19-14)	233

Lowest Opp. 3FG Pct.

Rk.	Season (W-L)	3FG Pct.
1.	2013-14 (31-5)	.28.8
2.	2019-20 (30-2)	.29.7
3.	2021-22 (23-9)	.30.0
4.	2015-16 (28-10)	.30.0
5.	2014-15 (27-9)	.30.3

Highest FT Pct.

Rk.	Season (W-L)	FT Pct.
1.	2019-20 (30-2)	.77.1
2.	2005-06 (24-9)	.72.8
3.	1977-78 (19-9)	.72.5
4.	1978-79 (15-12)	.72.2
5.	1995-96 (15-12)	.72.0

Most FT Made

Rk.	Season (W-L)	FT
1.	2015-16 (28-10)	613
2.	2013-14 (31-5)	598
3.	2005-06 (24-9)	568
4.	1970-71 (12-14)	557
5.	1984-85 (23-8)	541

Most FT Attempts

Rk.	Season (W-L)	FTA
1.	2013-14 (31-5)	902
2.	2015-16 (28-10)	892
3.	1984-85 (23-8)	804
4.	1970-71 (12-14)	784
5.	1993-94 (12-16)	777

Most Assists

Rk.	Season (W-L)	Assists
1.	1977-78 (19-9)	602
2.	1975-76 (16-13)	533
3.	1978-79 (15-12)	523
4.	2010-11 (34-3)	499
5.	1976-77 (13-15)	490

Most Assists Per Game

Rk.	Season (W-L)	APG
1.	1977-78 (19-9)	21.5
2.	1978-79 (15-12)	19.4
3.	1975-76 (16-13)	18.4
4.	1979-80 (6-21)	18.1
5.	1976-77 (13-15)	17.5

Most Blocked Shots

Rk.	Season (W-L)	Blocks
1.	2015-16 (28-10)	207
2.	2013-14 (31-5)	183
3.	2014-15 (27-9)	179
4.	2010-11 (34-3)	170
5.	2016-17 (19-14)	164

Most Steals

Rk.	Season (W-L)	Steals
1.	2008-09 (26-10)	287
2.	1984-85 (23-8)	282
3.	2013-14 (31-5)	274
4.	2006-07 (22-11)	271
5.	2007-08 (20-13)	260

Highest TO Margin

Rk.	Season (W-L)	+/-
1.	1996-97 (12-15)	+4.7
2.	2020-21 (23-5)	+3.9
3.	2013-14 (31-5)	+3.8
4.	2019-20 (30-2)	+3.4
5.	1978-79 (15-12)	+3.2

Fewest Turnovers

Rk.	Season (W-L)	TO
1.	2020-21 (23-5)	310
2.	2019-20 (30-2)	344
3.	2013-14 (31-5)	355
4.	1996-97 (12-15)	386
5.	2016-17 (19-14)	387

Most Turnovers Forced

Rk.	Season (W-L)	FG Pct.
1.	1978-79 (15-12)	.539
2.	2008-09 (26-10)	.527
3.	1984-85 (23-8)	.526
4.	2006-07 (22-11)	.525
5.	1981-82 (20-9)	.517

Most Players to Average Double-Figure Scoring

Rk.	Season (W-L)	Players
1.	2017-18 (22-11)	5
	1972-73 (15-11)	5
	1970-71 (12-14)	5
4.	2019-20 (30-2)	4
	2010-11 (34-3)	4
	2009-10 (25-9)	4
	2007-08 (20-13)	4
	2006-07 (22-11)	4
	2001-02 (21-12)	4
	1997-98 (13-15)	4
	1995-96 (15-14)	4
	1991-92 (2-26)	4
	1988-89 (12-17)	4
	1981-82 (20-9)	4
	1979-80 (6-21)	4
	1977-78 (19-9)	4
	1971-72 (18-10)	4

Most Players to Start More Than One Game (since '78-79)

Rk.	Season (W-L)	Players
1.	1992-93 (8-21)	11
2.	2016-17 (19-14)	10
	2004-05 (11-18)	10
	1991-92 (2-26)	10
	1983-84 (15-13)	10
	1980-81 (15-12)	10
7.	2020-21 (23-5)	9
	2008-09 (26-10)	9
	2007-08 (20-13)	9
	2005-06 (24-9)	9
	1996-97 (12-15)	9
	1994-95 (11-17)	9
	1986-87 (5-25)	9
	1985-86 (10-19)	9
	1979-80 (6-21)	9

SDSU Division I 100-Point Games

Score	Opponent	Date
138-93	U.S. International	Feb. 20, 1986
128-68	Morgan State	Dec. 1, 1984
123-103	U.S. International	Feb. 27, 1991
119-82	Campbell	Dec. 12, 2006
118-35	St. Katherine College	Dec. 27, 2013
115-102	San José State	Feb. 12, 1971
113-88	Nevada	Dec. 3, 1977
113-118	UNLV	Dec. 11, 1976
112-74	U.S. International	Jan. 22, 1985
112-66	Cal State Fullerton	Feb. 10, 1970
110-86	Pennsylvania	Dec. 30, 1978
110-80	Portland State	Jan. 10, 1976
109-95	UC Irvine	Feb. 15, 1972
108-97	U.S. International	Feb. 10, 1990
107-95	Hawai'i	Feb. 4, 1971
106-91	Westmont	Dec. 10, 1992
106-95	Fresno State	Feb. 13, 1971
105-83	Prairie View	Dec. 4, 1982
105-70	UC San Diego	Nov. 30, 1981
104-80	Westmont	Dec. 2, 1993
104-100	Oklahoma State	Dec. 13, 1979
104-83	Idaho State	Nov. 28, 1978
104-74	Fordham	Dec. 29, 1977
104-107	New Mexico	Dec. 20, 1976
104-75	Northern Colorado	Dec. 11, 1971
103-49	Vanguard	Dec. 2, 1998
103-94	Hawai'i	Feb. 3, 1996
103-68	U.S. International	Dec. 10, 1987
103-84	Fresno State	Jan. 31, 1976
102-88	UC Irvine	Dec. 2, 1988
102-83	San José State	Jan. 29, 1971
101-77	Fort Hays State	Dec. 1, 1979
100-67	Savannah State	Nov. 28, 2016
100-88	UC Irvine	Nov. 22, 1996
100-85	Texas-El Paso	Feb. 19, 1994
100-88	Doane College	Dec. 7, 1982
100-72	Drake	Nov. 25, 1977
100-108	North Texas State	Jan. 3, 1977
100-88	Wheaton	Dec. 13, 1971
100-75	Loyola Marymount	Jan. 23, 1971
100-85	Seattle	Jan. 9, 1971

Key

* - Conference game. ^ - Conference tournament game. + - NIT. # - NCAA Tournament. so - Season Opener. PG - Peterson Gym. SA - Sports Arena. VA or CA - Viejas Arena (formerly Cox Arena). Number prior to opponent indicates opponent national ranking.

INTRODUCTION

COACHES & STAFF

PLAYERS

2021-22 REVIEW

RECORDS

HISTORY

UNIVERSITY

AZTEC BASKETBALL MEDIA GUIDE

Individual Game Records



MOUNTAIN WEST-RECORD 14-TIME CONFERENCE CHAMPIONS

Points

Rk.	Player	Class	Date	Opponent	Points
1.	Anthony Watson	Sr.	2-20-86	USIU (SA) - W, 138-93	54
2.	Kim Goetz	Sr.	3-3-79	*Utah (SA) - L, 87-100	44
3.	Kim Goetz	Sr.	2-9-79	*Colorado State (SA) - W, 90-83	42
4.	Eddie Morris	Fr.	2-5-80	UNLV (SA) - L, 86-98	41
5.	Michael Cage	Sr.	2-6-84	*at Wyoming - ot-L, 73-83	40
	Will Connelly	So.	12-9-74	(12) Purdue (SA) - L, 87-91	40
	Von Jacobsen	So.	2-8-69	Chapman - W, 99-90	40
8.	Steve Copp	So.	12-21-73	(13) Kansas State (SA) - W, 88-75	39
9.	Kim Goetz	Sr.	3-1-79	*Brigham Young (SA) - L, 95-96	38
10.	Brandon Heath	So.	1-15-05	*at UNLV - W, 81-73	37
	Shawn Jamison	Jr.	2-10-90	USIU (SA) - W, 108-97	37
	Michael Cage	Sr.	12-20-83	at Texas - W, 91-77	37

Points, Since 1999-2000

Rk.	Player	Class	Date	Opponent	Points
1.	Brandon Heath	So.	1-15-05	*at UNLV - W, 81-73	37
2.	Malachi Flynn	Jr.	2-29-20	*at Nevada - W, 83-76	36
3.	Matt Mitchell	Sr.	12-18-20	Brigham Young - L, 62-72	35
	Jamaal Franklin	So.	3-3-12	*at TCU - ot-W, 98-92	35
5.	Aerick Sanders	Sr.	12-31-03	Portland - W, 67-61	34
6.	Chase Tapley	Sr.	12-22-12	vs. San Francisco - W, 80-58	33
	Tony Bland	Jr.	1-29-02	Houston - W, 78-66	33
8.	Brandon Heath	Jr.	2-25-06	*at New Mexico - W, 73-66	32
	Myron Epps	So.	1-29-00	*at Wyoming - L, 87-93	32
10.	Matt Mitchell	Fr.	11-20-17	Eastern Illinois, W, 94-63	31
	Xavier Thames	Sr.	1-25-14	*at Utah State - ot-W, 74-69	31
	Jamaal Franklin	So.	2-25-12	*Colorado State - W, 74-66	31
	Jamaal Franklin	So.	11-13-11	UC Davis - W, 89-74	31
	Evan Burns	Fr.	2-4-03	*New Mexico - W, 89-73	31

Rebounds

Rk.	Player	Class	Date	Opponent	Rebounds
1.	Michael Cage	Fr.	12-29-80	La Salle (SA) - W, 93-67	26
2.	Al Skalecky	So.	1965-66	*CSUN	25
3.	Steve Malovic	Sr.	2-24-79	*at New Mexico - L, 78-84	23
	Chris McMurray	Jr.	12-21-71	vs. Chapman - W, 99-79	23
5.	Al Skalecky	Sr.	1967-68	*CSUN	22
	Al Skalecky	So.	1965-66	Cal Poly	22
7.	Kawhi Leonard	Fr.	3-13-10	^at UNLV - W, 55-45	21
	Michael Cage	Sr.	2-6-84	*at Wyoming - ot-L, 73-83	21
	Michael Cage	Jr.	1-31-83	*Air Force (SA) - W, 71-47	21
	Larry Jones	Jr.	1971-72	*Fresno State - W, 73-72	21
	Al Skalecky	Sr.	3-8-68	UC Irvine - L, 69-78	21

Rebounds, Since 1999-2000

Rk.	Player	Class	Date	Opponent	Rebounds
1.	Kawhi Leonard	Fr.	3-13-10	^at UNLV - W, 55-45	21
2.	Marcus Slaughter	Jr.	1-14-06	*UNLV - W, 83-67	20
3.	Marcus Slaughter	Jr.	3-9-06	^vs. Colorado State - W, 64-52	19
4.	Jamaal Franklin	Jr.	1-9-13	*at Fresno State - W, 65-62	18
	Kawhi Leonard	Fr.	12-9-09	vs. Cal State Fullerton - W, 82-68	18
	Marcus Slaughter	Jr.	1-18-06	*at TCU - W, 76-57	18
	Aerick Sanders	Sr.	11-25-03	vs. Dayton - L, 71-76	18
8.	Josh Davis	Sr.	12-21-13	McNeese State - W, 65-36	17
	Kawhi Leonard	So.	1-12-11	*UNLV - W, 55-49	17
	Marcus Slaughter	Jr.	12-10-05	vs. Washington State - L, 49-60	17

Assists

Rk.	Player	Class	Date	Opponent	Assists
1.	Tony Gwynn	Jr.	2-5-80	UNLV (SA) - L, 86-98	18
	Eric Martensen	Jr.	1968-69	Chapman	18
3.	Tony Gwynn	Sr.	3-7-81	*New Mexico (SA) - W, 92-84	16
4.	Tony Gwynn	Jr.	2-14-80	*New Mexico (SA) - W, 76-74	14
	Dean Decker	Jr.	12-11-76	(5) UNLV (SA) - L, 113-118	14
6.	Creon Dorsey	Jr.	2-12-85	Long Beach State (SA) - W, 86-69	13
	Andre Ross	Jr.	12-27-83	Oral Roberts (SA) - ot-W, 85-75	13
	Keith Smith	Jr.	3-12-82	~UC Irvine (SA) - L, 69-70	13
	Keith Smith	Jr.	3-4-82	*Colorado State (SA) - W, 68-62	13
	Tony Gwynn	Jr.	1-8-80	*Hawaii (SA) - L, 76-78	13
	Tony Gwynn	So.	2-3-79	*at Brigham Young - L, 80-88	13
	Howard Avery	Jr.	11-28-78	Idaho State (SA) - W, 104-83	13
	Dean Decker	Sr.	1-19-78	UC Irvine (SA) - W, 90-65	13
	Mark Delsman	Sr.	12-11-76	(5) UNLV (SA) - L, 113-118	13

Assists, Since 1999-2000

Rk.	Player	Class	Date	Opponent	Assists
1.	Winston Shepard	Sr.	3-15-16	~IPFW - W, 79-55	12
2.	Xavier Thames	So.	12-7-11	at San Diego - W, 74-62	11

	Lorenzo Wade	Jr.	3-1-08	*Colorado State - W, 86-62	11	
	Richie Williams	Fr.	3-3-06	South Dakota State - W, 88-63	11	
	Deandre Moore	So.	3-1-01	*Wyoming - L, 62-69	11	
	Deandre Moore	So.	12-2-00	Sacramento State - W, 92-69	11	
	Bradley Jackson	Fr.	1-2-00	High Point - W, 74-63	11	
8.	Malachi Flynn	Jr.	11-22-19	LIU - W, 81-64	10	
9.	15 times (Wesley Stokes 3, Deandre Moore 2, Jeremy Hemsley 2, Tony Bland, Malachi Flynn, Brandon Heath, Trey Kell, Matt Mitchell, Chase Tapley, Lorenzo Wade, Richie Williams; last time: Flynn vs. Grand Canyon, 11-13-19)					9

Field Goals

Rk.	Player	Class	Date	Opponent	Field Goals
1.	Eddie Morris	Fr.	2-5-80	UNLV (SA) - L, 86-98	20

Field Goals, Since 1999-2000

Rk.	Player	Class	Date	Opponent	Field Goals
1.	Billy White	Sr.	11-16-10	at (11/12) Gonzaga - W, 79-76	14
	Randy Holcomb	So.	1-8-02	at Texas A&M-CC - W, 82-79	14
	Myron Epps	So.	1-29-00	*at Wyoming - L, 87-93	14
4.	Malachi Flynn	Jr.	2-29-20	*at Nevada - W, 83-76	13
	Chase Tapley	Sr.	12-22-12	vs. San Francisco - W, 80-58	13
	Aerick Sanders	Sr.	12-31-03	Portland - W, 67-61	13

Field Goals Attempted

Rk.	Player	Class	Date	Opponent	Field Goals Att.
1.	Kim Goetz	Sr.	3-3-79	*Utah (SA) - L, 87-100	31

Field Goals Attempted, Since 1999-2000

Rk.	Player	Class	Date	Opponent	Field Goals Att.
1.	Brandon Heath	Jr.	3-11-06	^vs. Wyoming - ot-W, 69-64	27
2.	Jeremy Hemsley	So.	1-4-17	*at Nevada - L, 69-72	25
3.	Brandon Heath	Sr.	2-20-07	*at New Mexico - ot-W, 81-74	24
	Brandon Heath	So.	2-19-05	*at Colorado State - ot-L, 88-93	24
	Randy Holcomb	Jr.	11-30-01	Florida Atlantic - W, 90-57	24

Field Goal Percentage (Min. 11 FGM)

Rk.	Player	Class	Date	Opponent	FG Pct.
1.	Billy White	So.	2-14-09	*Wyoming - W, 71-60	12-12, 100.0
2.	Aerick Sanders	Sr.	12-20-03	E. Washington - W, 79-66	11-11, 100.0

Field Goal Percentage, Since 1999-2000 (Min. 6 FGM)

Rk.	Player	Class	Date	Opponent	FG Pct.
1.	Billy White	So.	2-14-09	*Wyoming - W, 71-60	12-12, 100.0
2.	Aerick Sanders	Sr.	12-20-03	E. Washington - W, 79-66	11-11, 100.0
3.	Yanni Wetzell	Sr.	1-8-20	*at Wyoming - W, 72-52	7-7, 100.0
	Nathan Mensah	Fr.	1-15-19	*New Mexico - W, 97-77	7-7, 100.0
4.	Trey Pulliam	Jr.	1-26-20	*at UNLV - W, 71-67	6-6, 100.0
	Kameron Rooks	Sr.	3-3-18	*Nevada - W, 79-74	6-6, 100.0
	Zylan Cheatham	So.	11-28-16	Savannah State - W, 100-67	6-6, 100.0
	Garrett Green	Sr.	2-22-12	*Wyoming - ot-W, 67-58	6-6, 100.0
	Billy White	Sr.	3-5-11	*Colorado State - W, 66-48	6-6, 100.0
	Billy White	So.	3-20-09	~Kansas State - W, 70-52	6-6, 100.0
	Tim Shelton	Fr.	12-3-08	at Northern Colo. - W, 73-62	6-6, 100.0
	Kyle Spain	So.	11-21-06	UC Riverside - W, 79-45	6-6, 100.0
	Mike Mackell	Sr.	1-19-02	*Colorado State - W, 81-69	6-6, 100.0
	Marcelo Correa	Sr.	11-18-01	UC San Diego - W, 80-48	6-6, 100.0

Three-Point Field Goals

Rk.	Player	Class	Date	Opponent	3FG
1.	Tony Ross	Fr.	12-27-86	Manhattan (SA) - W, 77-69	9

Three-Point Field Goals, Since 1999-2000

Rk.	Player	Class	Date	Opponent	3FG
1.	Jordan Schakel	Sr.	1-4-21	*Colorado State - W, 78-65	8
	Chase Tapley	Jr.	11-15-11	at Baylor - L, 67-77	8
	John Sharper	Sr.	3-3-06	South Dakota State - W, 88-63	8
	Brandon Heath	Jr.	2-25-06	*at New Mexico - W, 73-66	8
5.	Matt Mitchell	Fr.	11-20-17	Eastern Illinois - W, 94-63	7
	Jeremy Hemsley	So.	12-7-16	at Grand Canyon - L, 72-76	7
	D.J. Gay	Sr.	1-15-11	*at New Mexico - W, 87-77	7
	Al Faux	Jr.	12-30-00	Oklahoma State - W, 87-66	7
	David Abramowitz	So.	2-10-00	*at Utah - L, 65-83	7

Three-Point Field Goals Attempted, Since 1999-2000

Rk.	Player	Class	Date	Opponent	3FGA
1.	Aqeel Quinn	Sr.	11-24-14	vs. Brigham Young - 2ot-W, 92-87	15
2.	Brandon Heath	Sr.	2-20-07	*at New Mexico - ot-W, 81-74	14
3.	Jordan Schakel	Sr.	3-19-21	vs. Syracuse (NCAA) - L, 62-78	13
	Jordan Schakel	Sr.	2-10-21	*San Jose State - W, 77-55	13
	Jordan Schakel	Sr.	1-24-21	*at Air Force - W, 91-59	13

INTRODUCTION

COACHES & STAFF

PLAYERS

2021-22 REVIEW

RECORDS

HISTORY

UNIVERSITY

AZTEC BASKETBALL MEDIA GUIDE

Individual Game Records



MOUNTAIN WEST-RECORD 14-TIME CONFERENCE CHAMPIONS

Malachi Flynn	Jr.	2-22-20	*UNLV - L, 63-66	13
Brandon Heath	Jr.	2-25-06	*at New Mexico - W, 73-66	13

Three-Point Field Goal Percentage (Min. 5 3FGM)

Rk.	Player	Class	Date	Opponent	3FG Pct.
1.	Jeremy Hemsley	So.	12-7-16	at Grand Canyon - L, 72-76	7-8, 87.5
	Al Faux	Jr.	12-30-00	Oklahoma State - W, 87-66	7-8, 87.5
3.	Jeremy Hemsley	Sr.	12-8-18	at California - L, 89-83	5-6, 83.3
	Aqeel Quinn	Sr.	3-12-14	^at UNLV - W, 67-64	5-6, 83.3
	Xavier Thames	Sr.	12-1-13	vs. Marquette - W, 67-59	5-6, 83.3
	Xavier Thames	Jr.	12-1-12	vs. UCLA - W, 78-69	5-6, 83.3
	Richie Williams	Sr.	11-27-08	vs. W. Carolina - W, 59-58	5-6, 83.3
	D.J. Gay	Fr.	2-16-08	*at Utah - L, 66-72	5-6, 83.3
	Brandon Heath	So.	3-5-05	*at Utah - L, 60-72	5-6, 83.3
	Brandon Heath	Fr.	11-24-03	vs. Ohio State - W, 83-61	5-6, 83.3

Three-Point Field Goal Percentage, Since 1999-2000 (Min. 5 3FGM)

Rk.	Player	Class	Date	Opponent	3FG Pct.
1.	Al Faux	Jr.	12-30-00	Oklahoma State - W, 87-66	7-8, 87.5
2.	Jeremy Hemsley	Sr.	12-8-18	at California - L, 89-83	5-6, 83.3
	Max Hoetzel	So.	3-9-17	^vs. Boise State - W, 87-68	5-6, 83.3
	Aqeel Quinn	Sr.	3-12-14	^at UNLV - W, 67-64	5-6, 83.3
	Xavier Thames	Sr.	12-1-13	vs. Marquette - W, 67-59	5-6, 83.3
	Xavier Thames	Jr.	12-1-12	vs. UCLA - W, 78-69	5-6, 83.3
	Richie Williams	Sr.	11-27-08	vs. W. Carolina - W, 59-58	5-6, 83.3
	D.J. Gay	Fr.	2-16-08	*at Utah - L, 66-72	5-6, 83.3
	Brandon Heath	So.	3-5-05	*at Utah - L, 60-72	5-6, 83.3
	Brandon Heath	Fr.	11-24-03	vs. Ohio State - W, 83-61	5-6, 83.3

Free Throws

Rk.	Player	Class	Date	Opponent	Free Throws
1.	Anthony Watson	Sr.	2-20-86	USIU (SA) - W, 138-93	22

Free Throws, Since 1999-2000

Rk.	Player	Class	Date	Opponent	Free Throws
1.	Brandon Heath	So.	2-12-05	*UNLV - ot-L, 91-93	17
2.	Jamaal Franklin	So.	3-3-12	*at TCU - ot-W, 98-92	14
	Jamaal Franklin	So.	2-25-12	*Colorado State - W, 74-66	14
4.	Xavier Thames	So.	11-26-11	at UC Santa Barbara - ot-W, 76-75	13
5.	Matt Mitchell	Sr.	12-10-20	at Arizona State - W, 80-68	12
	Devin Watson	Sr.	12-22-18	Brigham Young - W, 90-81	12
	Xavier Thames	Sr.	2-1-14	*Colorado State - W, 65-56	12
	Lorenzo Wade	Sr.	1-21-09	*New Mexico - W, 81-76	12
	Marcus Slaughter	Jr.	1-28-06	*at Wyoming - ot-W, 78-77	12
	Marcus Slaughter	Jr.	1-14-06	*UNLV - W, 83-67	12
	Matt Thomas	Fr.	2-28-05	*Air Force - L, 57-77	12
	Brandon Heath	So.	1-15-05	*at UNLV - W, 81-73	12
	Marcus Slaughter	So.	11-19-04	UC Santa Barbara - ot-L, 72-80	12

Free Throws Attempted, Since 1999-2000

Rk.	Player	Class	Date	Opponent	Free Throws Att.
1.	Jamaal Franklin	So.	3-3-12	*at TCU - ot-W, 98-92	17
	Brandon Heath	So.	2-12-05	*UNLV - ot-L, 91-93	17
3.	Devin Watson	Sr.	12-22-18	Brigham Young - W, 90-81	16
	Xavier Thames	So.	11-26-11	at UC Santa Barbara - ot-W, 76-75	16
	Marcus Slaughter	Jr.	1-28-06	*at Wyoming - ot-W, 69-64	16
5.	Matt Mitchell	Sr.	12-10-20	at Arizona State - W, 80-68	15
	Winston Shepard	Sr.	11-23-15	East Carolina - W, 79-54	15
	Lorenzo Wade	Sr.	1-21-09	*New Mexico - W, 81-76	15
	Marcus Slaughter	Jr.	12-10-05	Washington State - L, 49-60	15
	Tony Bland	Sr.	3-3-03	*at Colorado State - L, 89-102	15

Free Throw Percentage (Min. 11 FT)

Rk.	Player	Class	Date	Opponent	FT Pct.
1.	Brandon Heath	So.	2-12-05	*UNLV - ot-L, 91-93	17-17, 100.0
2.	Bernie Finlay	Sr.	2-26-60	Cal State LA - L, 71-98	15-15, 100.0
3.	Xavier Thames	Sr.	2-1-14	*Colorado State - W, 65-56	12-12, 100.0
	Brandon Heath	So.	1-15-05	*at UNLV - W, 81-73	12-12, 100.0
5.	Matt Mitchell	Sr.	1-9-21	*Nevada - W, 69-67	11-11, 100.0
	Lorenzo Wade	Sr.	3-13-09	^vs. Brigham Young - W, 64-62	11-11, 100.0

Free Throw Percentage, Since 1999-2000 (Min. 10 FT)

Rk.	Player	Class	Date	Opponent	FT Pct.
1.	Brandon Heath	So.	2-12-05	*UNLV - ot-L, 91-93	17-17, 100.0
2.	Xavier Thames	Sr.	2-1-14	*Colorado State - W, 65-56	12-12, 100.0
	Brandon Heath	So.	1-15-05	*at UNLV - W, 81-73	12-12, 100.0
4.	Matt Mitchell	Sr.	1-9-21	*Nevada - W, 69-67	11-11, 100.0
	Lorenzo Wade	Sr.	3-13-09	^vs. Brigham Young - W, 64-62	11-11, 100.0

Steals

Rk.	Player	Class	Date	Opponent	Steals
1.	Tracy Diddy	Fr.	2-20-86	U.S. International - W, 138-93	9

Steals, Since 1999-2000

Rk.	Player	Class	Date	Opponent	Steals
1.	Chase Tapley	Jr.	11-13-11	UC Davis - W, 89-74	7
	Deandre Moore	Sr.	2-1-03	*Colorado State - L, 69-72	7
3.	Josh Davis	Sr.	3-13-14	vs. Utah State - W, 73-39	6
	Jamaal Franklin	So.	12-30-11	Redlands - W, 94-43	6
	Richie Williams	So.	1-27-07	*Utah - W, 63-53	6
	Marcelo Correa	Jr.	1-2-00	High Point - W, 74-63	6

Blocked Shots

Rk.	Player	Class	Date	Opponent	Blocked Shots
1.	Skylar Spencer	Sr.	11-27-15	vs. West Virginia - L, 50-72	7
	Marty Dow	Sr.	2-27-91	U.S. International - W, 123-103	7
	Leonard Allen	Fr.	12-8-81	Cal State LA - W, 99-60	7

Blocked Shots, Since 1999-2000

Rk.	Player	Class	Date	Opponent	Blocked Shots
1.	Skylar Spencer	Sr.	11-27-15	vs. West Virginia - L, 50-72	7
2.	Nathan Mensah	Jr.	12-22-20	vs. Saint Mary's - W, 74-49	6
	Skylar Spencer	Jr.	2-14-15	*Colorado State - W, 72-63	6
	Skylar Spencer	Jr.	11-14-14	CSUN - W, 79-58	6
	Skylar Spencer	So.	1-5-14	at Kansas - W, 61-57	6
	Malcolm Thomas	Sr.	1-29-11	*Wyoming - W, 96-57	6
	Malcolm Thomas	Sr.	12-1-10	*Saint Mary's - W, 69-55	6
	Malcolm Thomas	Jr.	12-29-09	UC Riverside - W, 58-53	6

Minutes Played

Rk.	Player	Class	Date	Opponent	Minutes
1.	D.J. Gay	Sr.	3-19-11	+vs. Temple - 2ot-W, 71-64	50
	Myron Epps	So.	1-20-00	*Air Force - 3ot-L, 77-81	50

Minutes Played, Since 1999-2000

Rk.	Player	Class	Date	Opponent	Minutes
1.	D.J. Gay	Sr.	3-19-11	+vs. Temple - 2ot-W, 71-64	50
	Myron Epps	So.	1-20-00	*Air Force - 3ot-L, 77-81	50
3.	JJ O'Brien	Sr.	11-24-14	vs. Brigham Young - 2ot-W, 92-87	48
4.	Wesley Stokes	Jr.	1-24-04	*at Colorado State - 2ot-L, 82-92	47
5.	Kawhi Leonard	So.	3-19-11	+vs. Temple - 2ot-W, 71-64	46

Most Points/Two Consecutive Games/Div. I Era

Pl.	Name (Class)	Points	Opponent	Season
1.	Kim Goetz (Sr.)	82	Brigham Young (38), Utah (44)	78-79
2.	Michael Cage (Sr.)	75	at Wyoming (40), Texas-El Paso (35)	83-84
3.	Anthony Watson (Sr.)	72	USIU (54), at Texas-El Paso (18)	85-86
4.	Michael Cage (Sr.)	68	Arizona (31), at Texas (37)	83-84
5.	Brandon Heath (So.)	66	at UNLV (37), Wyoming (29)	04-05
6.	Anthony Watson (Sr.)	65	Hawai'i (11), US International (54)	85-86
	Michael Cage (Sr.)	65	at Colorado State (25), at Wyoming (40)	83-84
8.	Anthony Watson (Sr.)	64	at Hawai'i (34), Wyoming (30)	85-86
9.	Michael Cage (Sr.)	63	at Tulsa (32), Arizona (31)	83-84
10.	Michael Cage (Sr.)	62	at Texas (37), Oral Roberts (25)	83-84

Most Points/Three Consecutive Games/Div. I Era

Pl.	Name (Class)	Points	Opponent	Season
1.	Michael Cage (Sr.)	100	at CSU (25), at UW (40), UTEP (35)	83-84
	Michael Cage (Sr.)	100	at Tulsa (32), Arizona (31), at Texas (37)	83-84
3.	Anthony Watson (Sr.)	97	USIU (54), at UTEP (18), at UNM (25)	85-86
4.	Anthony Watson (Sr.)	95	at Hawai'i (34), UW (30), at CSU (31)	85-86
5.	Kim Goetz (Sr.)	94	UNM (12), BYU (38), Utah (44)	78-79
6.	Michael Cage (Sr.)	93	Arizona (31), at Texas (37), ORU (25)	83-84
7.	Michael Cage (Sr.)	92	at UW (40), UTEP (35), UNM (17)	83-84

Consecutive Games Started: 112, Michael Cage, 1981-82-83-84 seasons
Consecutive Free Throws Made: 33, Joel Kramer, 1977-78 season

Key

* - Conference game. ^ - Conference tournament game. + - NCAA Tournament. ~ - NIT. PG - Peterson Gym. SA - Sports Arena. Number prior to opponent indicates opponent national ranking.

INTRODUCTION
COACHES & STAFF
PLAYERS
2021-22 REVIEW
RECORDS
HISTORY
UNIVERSITY
AZTEC BASKETBALL MEDIA GUIDE

Top Game Performances



MOUNTAIN WEST-RECORD 14-TIME CONFERENCE CHAMPIONS

Most 40-Point Games/Career

Player	Years	No.
Kim Goetz	78-79	2
Michael Cage	81-84	1
Will Connelly	75-77	1
Von Jacobsen	69-71	1
Eddie Morris	80-83	1
Anthony Watson	83-86	1

Most 30-Point Games/Career

Player	Years	No.
Michael Cage	1981-84	8
Anthony Watson	1983-86	7
Kim Goetz	1978-79	5
Brandon Heath	2004-07	5
Tony Ross	1987-89	4
Jamaal Franklin	2011-13	3
Von Jacobsen	1969-71	3
Matt Mitchell	2018-21	2
Xavier Thames	2012-14	2
Carlus Groves	1994	2
Bob Brady	1952-54	2
Jeremy Hemsley	2016-19	1
Jalen McDaniels	2018-19	1
Malachi Flynn	2020	1
Matt Bradley	2022	1

Most 30-Point Games/Season

Player	Year	No.
Anthony Watson	1986	7
Michael Cage	1984	6
Tony Ross	1987	4
Jamaal Franklin	2012	3
Kim Goetz	1979	3
Xavier Thames	2014	2
Michael Cage	1983	2
Kim Goetz	1978	2
Carlus Groves	1994	2
Brandon Heath	2007	2
Von Jacobsen	1970	2
Matt Mitchell	2021	1
Jalen McDaniels	2019	1
Matt Mitchell	2018, 2021	1
Jeremy Hemsley	2017	1
Malachi Flynn	2020	1
Matt Bradley	2022	1

Most 20-Rebound Games/Career

Player	Years	No.
Michael Cage	81-84	7
Al Skalecky	66-68	4

Most 15-Rebound Games/Career

Player	Years	No.
Michael Cage	81-84	24
Kawhi Leonard	10-11	10
Aerick Sanders	01-04	5
Jamaal Franklin	11-13	4
Leon Carter	95-96	4
Marty Dow	90-91	4
Al Skalecky	66-68	+4
Nathan Mensah	19-22	1
Jalen McDaniels	18-19	1
Yanni Wetzell	20	1

Most 20-Rebound Games/Season

Player	Year	No.
Michael Cage	1981	4
Michael Cage	1983	2

30-Point Games

- There have been 68 30-point scoring efforts by 37 players in SDSU history.
- Since the start the Division I era (1970-71), there have been 59 30-point games.
- Last 30-point game: Matt Bradley, 30 on Feb. 28, 2022, at Wyoming.

Kareem Anderson (1996)	1
F.3.96 *Hawaii (SA) (W, 103-94)	34

Tony Bland (2002-03)	1
J.29.02 Houston (CA) (W, 78-66)	33

Matt Bradley (2022)	1
F.28.22 *at Wyoming (W, 73-66)	30

Bob Brady (1952-53-54)	2
J.16.54 vs. Pepperdine	32
F.7.53 Occidental (W, 88-72)	31

Evan Burns (2003)	1
F.24.03 *New Mexico (CA) (W, 89-73)	31

Michael Cage (1981-82-83-84)	8
E.6.84 *at Wyoming (ot-L, 73-83)	40
D.20.83 at Texas (W, 91-77)	37
F.9.84 *(7) UTEP (SA) (W, 73-62)	35
D.10.83 at Tulsa (L, 80-91)	32
D.1.82 at Long Beach State (W, 93-80)	32
D.17.83 Arizona (SA) (W, 90-80)	31
M.1.84 *Wyoming (SA) (L, 64-65)	30
D.29.82 Florida State (SA) (W, 89-85)	30

Will Connelly (1975-76-77)	1
D.9.74 (12) Purdue (SA) (L, 87-91)	40

Steve Copp (1973-74-75-76)	1
D.21.73 (13) Kansas State (SA) (W, 88-75)	39

Myron Epps (1999-00-01-02)	1
J.29.00 *at Wyoming (L, 87-93)	32

Bernie Finlay (1958-59-60)	1
F.12.60 *at Long Beach State (L, 72-104)	36

Malachi Flynn (2020)	1
F.29.20 *at Nevada (W, 83-76)	36

Jamaal Franklin (2011-12-13)	3
M.3.12 *at TCU (ot-W, 98-92)	35
F.25.12 *Colorado State (VA) (W, 74-66)	31
N.13.11 UC Davis (VA) (W, 89-74)	31

Brian Frishman (1976)	1
D.20.76 at New Mexico (L, 104-107)	32

Kim Goetz (1978-79)	5
M.3.79 *Utah (SA) (L, 87-100)	44
F.9.79 *Colorado State (SA) (W, 90-83)	42
M.1.79 *Brigham Young (SA) (L, 95-96)	38
F.23.78 *San José State (SA) (W, 81-77)	34
J.26.78 *Cal State Fullerton (SA) (W, 94-69)	31

D.J. Gay (2008-09-10-11)	1
J.15.11 *at New Mexico (W, 87-77)	30

Carlus Groves (1994)	2
F.3.94 *Fresno State (PG) (L, 79-93)	31
F.19.94 *UTEP (PG) (W, 100-85)	30

Brandon Heath (2004-05-06-07)	5
J.15.05 *at UNLV (W, 81-73)	37
F.25.06 *at New Mexico (W, 73-66)	32
F.24.07 (21/22) *Brigham Young (CA) (W, 86-74)	30
F.20.07 *at New Mexico (ot-W, 81-74)	30
D.13.04 at Texas Tech (L, 68-78)	30

Jeremy Hemsley (2016-17-18)	1
J.4.17 *at Nevada (L, 69-72)	30

Randy Holcomb (2001-02)	1
J.8.02 at Texas A&M-CC (W, 82-79)	30

Von Jacobsen (1969-70-71)	3
F.8.69 Chapman (PG) (W, 99-90)	40
D.6.69 Tahoe College (SA) (W, 92-87)	33
F.10.70 vs. CS Fullerton (W, 112-66)	32

Shawn Jamison (1990)	1
F.10.90 U.S. International (SA) (W, 108-97)	37

Jalen McDaniels (2018-19)	1
J.26.19 *UNLV (VA) (W, 94-77)	30

Mitch McMullen (1988-89)	1
F.25.89 U.S. International (SA) (W, 97-82)	31

Chris McMurray (1972)	1
D.21.71 vs. Chapman (W, 99-79)	32

Joe McNaull (1991-92-93)	1
D.20.91 Florida A&M (SA) (W, 94-90)	30

Matt Mitchell (2018-19-20-21)	2
D.18.20 Brigham Young (VA) (L, 62-72)	35
N.20.17 Eastern Illinois (VA) (W, 94-63)	31

Eddie Morris (1980-81-82-83)	1
F.5.80 UNLV (SA) (L, 86-98)	41

Ken Nuen (1969)	1
F.1.69 UC Santa Barbara (PG) (L, 80-93)	33

Tony Pinkins (1955-56-57)	1
F.21.57 *at CS Los Angeles (W, 66-61)	35

Tony Ross (1987-88-89)	4
F.7.87 *Air Force (SA) (L, 77-81)	33
J.3.87 *New Mexico (SA) (L, 84-88)	31
M.3.87 *Hawaii (SA) (W, 93-90)	30
D.27.86 Manhattan (SA) (W, 77-69)	30

Jim Sams (1954-55-56)	1
D.17.54 at Seattle (W, 91-72)	36

Aerick Sanders (2001-02-03-04)	1
D.31.03 Portland (CA) (W, 67-61)	34

Kyle Spain (2006-07-08-09)	1
J.21.09 New Mexico (CA) (W, 81-76)	30

Chase Tapley (2010-11-12-13)	1
D.22.12 vs. San Francisco (W, 80-58)	33

Xavier Thames (2012-13-14)	2
J.25.14 *at Utah State (ot-W, 74-69)	31
M.20.14 #vs. North Dakota State (W, 63-44)	30

Anthony Watson (1983-84-85-86)	7
F.20.86 U.S. International (SA) (W, 138-93)	54
J.23.86 *at Hawaii (L, 80-83)	34
F.6.86 *Brigham Young (SA) (L, 71-81)	32
F.13.86 *at Wyoming (L, 71-89)	31
J.30.86 *at Colorado State (L, 72-75)	31
J.27.86 *Wyoming (SA) (W, 88-82)	30
J.10.86 *at Utah (ot-L, 89-93)	30

Billy White (2008-09-10-11)	1
N.16.10 at (11/12) Gonzaga (W, 79-76)	30

15-Rebound Games

- There have been 16 20-rebound performances by seven players in SDSU history and 96 15-rebound games accomplished by 29 players since 1970-71.
- Last 20-rebound game: Kawhi Leonard, 21 on March 13, 2010, at UNLV.

Leonard Allen (1982-83-84-85)	2
F.14.85 Texas-El Paso (SA) (W, 76-63)	18
D.1.84 Morgan State (SA) (W, 128-68)	15

Ryan Amoroso (2008-09)	1
M.14.09 ^Utah (L, 50-52)	15

Fred Branch (1977-78)	1
J.6.77 at Arizona (L, 77-80)	16

Michael Cage (1981-82-83-84)	24
D.29.80 La Salle (SA) (W, 93-67)	26
F.6.84 *at Wyoming (L, 73-83)	21
J.31.83 *Air Force (SA) (W, 71-47)	21
D.4.82 Prairie View A&M (SA) (W, 105-83)	20
F.24.81 Hawaii (SA) (W, 90-77)	20
J.31.81 *at Texas-El Paso (L, 66-81)	20
J.7.81 Navy (SA) (W, 90-77)	20
D.27.83 Oral Roberts (SA) (ot-W, 85-75)	19
J.6.83 Saint Mary's (PG) (W, 80-55)	19
D.1.82 at Long Beach State (W, 93-80)	19
J.5.84 San Diego (SA) (W, 61-47)	18
N.28.83 at Saint Mary's (W, 72-67)	18
N.26.82 San Francisco State (PG) (W, 75-58)	18
F.22.83 CS Long Beach (SA) (W, 91-76)	17
D.13.80 at CS Fullerton (W, 70-64)	17
D.11.80 at Northern Arizona (L, 68-76)	17
J.15.81 *Air Force (SA) (W, 58-43)	16
M.1.84 *Wyoming (SA) (L, 64-65)	15
F.25.84 at Hawaii (L, 55-57)	15
J.21.84 Brigham Young (SA) (W, 79-75)	15
F.24.83 *at Wyoming (L, 56-66)	15
J.22.83 at Hawaii (L, 75-98)	15
D.23.82 at Arizona (L, 44-46)	15
M.7.81 *New Mexico (SA) (W, 92-84)	15

Leon Carter (1995-96)	4
J.18.96 *at Fresno State (L, 67-79)	17
F.29.96 at Colorado State (L, 74-87)	15
F.3.96 Hawaii (SA) (W, 103-94)	15
J.20.96 at Air Force (W, 77-69)	15

Will Connelly (1975-76-77)	2
J.29.76 *Long Beach State (PG) (W, 79-52)	15
D.17.75 Central Michigan (PG) (W, 73-59)	15

Steve Copp (1973-74-75-76)	^1
F.19.76 UC Santa Barbara (PG) (L, 73-76)	15

Marcelo Correa (1997-98-99-00-01)	1
N.24.99 UC Riverside (CA) (W, 73-57)	15

Josh Davis (2014)	3
D.21.13 McNeese State (VA) (W, 65-36)	17
J.1.14 *at Colorado State (W, 71-610)	15
D.5.13 at San Diego (65-64)	15

Marty Dow (1990-91)	4
F.23.91 *at Wyoming (W, 95-83)	16
M.2.91 at Hawaii (L, 58-65)	15
F.3.91 *Wyoming (SA) (W, 87-84)	15
D.8.90 Cal Poly Pomona (PG) (W, 94-78)	15

Jamaal Franklin (2011-13)	4
J.9.13 *at Fresno State (W, 65-62)	18
F.25.12 *Colorado State (VA) (W, 74-66)	16
D.23.12 vs. Indiana State (W, 62-55)	15
D.3.12 Texas Southern (VA) (W, 74-62)	15

Eddy Gordon (1980-81-82-83)	1
D.27.80 at Long Beach State (W, 71-68)	17

Rodney Hawkins (1986-87-88)	2
J.21.88 at Air Force (L, 57-60)	16
D.13.86 Cal State LA (SA) (W, 64-60)	15

Randy Holcomb (2001-02)	1
D.29.01 at Duke (L, 79-92)	

Top Game Performances



MOUNTAIN WEST-RECORD 14-TIME CONFERENCE CHAMPIONS

J.15.11	*at New Mexico (W, 87-77)	15
M.3.10	*Colorado State (VA) (W, 68-55)	15
F.20.10	*Utah (VA) (W, 68-61)	15
J.5.10	*(15/14) New Mexico (VA) (W, 74-64)	15

Steve Malovic (1978-79)		
E.24.79	*at New Mexico (L, 78-84)	23
F.17.79	at UNLV (W, 94-91)	16

Jalen McDaniels (2018-19)		
D.1.18	at Illinois State (W, 75-65)	15

Chris McMurray (1972-73)		
D.21.71	vs. Chapman (W, 99-79)	23

Joe McNaull (1991-92-93)		
J.25.92	*New Mexico (SA) (L, 61-71)	17
J.28.93	*vs. Air Force (PG) (W, 59-51)	16

Nathan Mensah (2019-20-21)		
D.10.20	at Arizona State (W, 80-68)	15

Gerald Murray (1984-85-87)		
E.26.87	*Brigham Young (SA) (L, 68-85)	17
F.28.87	*Utah (SA) (W, 75-67)	15
J.29.87	U.S. International (SA) (L, 81-87)	15

Aerick Sanders (2001-02-03-04)		
N.25.03	vs. Dayton (L, 71-76)	18
F.21.04	*Wyoming (CA) (W, 74-66)	16
N.26.03	at Chaminade (W, 75-67)	16
J.24.04	*at Colorado State (L, 82-92)	16
N.30.03	Troy State (CA) (L, 84-93)	15

Al Skalecky (1966-67-68)		
1965-66	vs. CSUN	25
1967-68	vs. CSUN	22
1965-66	vs. Cal Poly	22
1967-68	vs. UC Irvine	21

Marcus Slaughter (2004-05)		
J.14.06	*vs. UNLV (W, 83-67)	20
M.9.06	vs. Colorado State (W, 64-52)	19
J.18.06	*at TCU (W, 76-57)	17
D.10.05	Washington State (CA) (L, 49-60)	18
F.8.06	*Air Force (CA) (W, 61-51)	15
N.26.05	Albany (CA) (W, 80-53)	15
J.29.05	*at Air Force (L, 50-62)	15
F.17.04	*at UNLV (L, 65-68)	15

Malcolm Thomas (2010-11)		
J.12.11	*UNLV (VA) (W, 55-49)	16
D.13.10	Cal Poly (VA) (W, 51-45)	15
J.5.10	New Mexico (VA) (W, 74-64)	15

Yanni Wetzell (2020)		
J.18.20	*Nevada (W, 68-55)	16

10-Assist Games

• There have been 68 10-assist efforts by 25 players in SDSU history (since 1975-76).

• Last 10-assist game: Malachi Flynn, 10 on Nov. 22, 2019, vs. LIU.

Howard Avery (1979)		
N.28.78	Idaho State (SA) (W, 104-83)	13

William Campbell (1987)		
J.3.87	*New Mexico (SA) (L, 84-88)	10

Dean Decker (1977-78)		
D.30.77	Purdue (SA) (W, 91-84)	14
D.11.76	UNLV (SA) (L, 113-118)	14
J.19.78	UC Irvine (SA) (W, 90-65)	13
F.19.77	*Fresno State (PG) (W, 80-58)	12
E.25.78	*Pacific (SA) (W, 84-69)	11
J.3.77	North Texas State (PG) (L, 100-108)	11
D.2.77	Arizona (SA) (L, 79-80)	10

Mark Delsman (1974-75-76-77)		
D.11.79	(5) UNLV (SA) (L, 113-118)	13

Tracy Dildy (1986-87)		
D.1.86	at UC Santa Barbara (L, 70-87)	11

Mike Dodd (1976-77-78-79)		
D.23.78	Kansas (SA) (W, 81-69)	11
J.28.78	*UC Santa Barbara (SA) (W, 80-56)	11
F.9.79	*Colorado State (SA) (W, 90-83)	10
F.3.79	*at Brigham Young (L, 80-88)	10

Creon Dorsey (1985-86)		
F.12.85	Long Beach State (W, 86-69)	13
F.15.86	*Hawaii (SA) (W, 80-70)	12
D.28.84	TCU (SA) (L, 70-72)	11
J.31.85	*at Brigham Young (W, 77-71)	10

Malachi Flynn (2020)		
N.22.19	LIU (W, 81-64)	10

Tony Gwynn (1978-79-80-81)		
E.5.80	*UNLV (SA) (L, 86-98)	18
M.7.81	*New Mexico (SA) (W, 92-84)	16
J.17.81	UNLV (SA) (L, 77-78)	14
F.14.80	*New Mexico (SA) (W, 76-74)	14
J.8.80	*Hawaii (SA) (L, 76-78)	13
F.3.79	*at Brigham Young (L, 80-88)	13
J.5.80	*Wyoming (SA) (W, 65-57)	12
F.9.80	*at Hawaii (L, 69-79)	11
J.11.80	*at UNLV (L, 86-88)	11
M.1.79	*Brigham Young (SA) (L, 95-96)	11
F.14.81	*Brigham Young (SA) (W, 73-72)	10
D.30.80	DePaul (SA) (L, 69-85)	10
J.19.80	*at New Mexico (L, 72-73)	10
F.10.79	*Wyoming (SA) (W, 79-71)	10
D.29.79	Tennessee (SA) (L, 77-96)	10
D.13.79	Oklahoma State (SA) (W, 104-100)	10

Jason Hamilton (1993)		
F.6.93	*at Fresno State (L, 70-78)	10

Bradley Jackson (2000)		
J.2.00	High Point (CA) (W, 74-63)	11

Raymond King (1996)		
J.2.96	*Colorado State (SA) (W, 87-67)	11

Jeff Konek (1985)		
D.6.83	Long Beach State (SA) (W, 91-76)	10

Ray Leary (1974-75-76)		
J.31.76	*Fresno State (PG) (W, 103-84)	11
J.15.76	at UC Santa Barbara (L, 78-83)	10
D.15.75	at UCLA (L, 86-101)	10

Deandre Moore (2001-02-03)		
M.1.01	*vs. Wyoming (L, 62-69)	11
D.2.00	Sacramento State (CA) (W, 92-69)	11

Chad Nelson (1994-95-96-97)		
J.30.96	CSUN (SA) (W, 80-47)	10

Andre Ross (1984-85)		
D.27.83	Oral Roberts (SA) (W, 85-75)	13

Winston Shepard (2013-14-15-16)		
M.15.16	-IPFW (VA) (W, 79-55)	12

Keith Smith (1982-83)		
D.7.82	Doane College (PG) (W, 100-88)	14
M.12.82	UC Irvine (SA) (NIT) (L, 69-70)	13
M.4.82	*Colorado State (SA) (W, 68-62)	13
J.30.82	*Utah (SA) (W, 75-62)	12
J.9.82	*at Hawaii (L, 63-70)	12
D.12.81	Oregon (SA) (W, 87-74)	12
J.21.82	*at Wyoming (L, 64-77)	11
D.30.81	Temple (SA) (W, 75-64)	11
D.29.81	Baylor (SA) (W, 77-54)	11
F.25.82	*at Utah (W, 74-72)	10
J.28.82	*Brigham Young (SA) (W, 80-66)	10
D.22.81	Long Beach State (SA) (W, 92-84)	10
N.30.81	UC San Diego (PG) (W, 105-70)	10

Virgil Smith (1992)		
N.24.91	Richmond (SA) (L, 68-78)	2
F.13.92	*at Wyoming (L, 66-92)	10

Xavier Thames (2012-13-14)		
D.7.11	at San Diego (W, 74-62)	11

Lorenzo Wade (2007-08)		
M.1.08	*Colorado State (CA) (W, 86-62)	11

Anthony Watson (1983-84-85-86)		
F.16.84	*at Brigham Young (at-L, 92-94)	10

Bryan Williams (1988-89)		
F.12.88	*at New Mexico (L, 85-93)	10

Richie Williams (2006)		
M.3.06	South Dakota State (CA) (W, 88-63)	11

Key
 * - Conference game. ^ - Conference tournament game. # - NCAA Tournament. ~ - NIT. PG - Peterson Gym. SA - Sports Arena. VA or CA - Viejas Arena (formerly Cox Arena). + - Indicates the individual played at least some portion of his career prior to 1975-76 and the total may be incomplete. Anytime a season is listed as one year, the back half of the season is designated (e.g. 1989-90 is 90).

Most 10-Assist Games/Career

Player	Years	No.
Tony Gwynn	78-81	16
Keith Smith	82-83	13
Dean Decker	77-78	7
Creon Dorsey	85-86	4
Mike Dodd	76-79	4

Double-Double Log

Below is the number of double-doubles and number of Aztecs that recorded one since 1975-76.

Season	No.	Pl.
1975-76	30	6
1976-77	24	7
1977-78	17	3
1978-79	20	6
1979-80	19	4
1980-81	16	3
1981-82	22	4
1982-83	23	4
1983-84	30	4
1984-85	14	4
1985-86	10	4
1986-87	16	3
1987-88	11	3
1988-89	16	5
1989-90	10	3
1990-91	15	3
1991-92	13	3
1992-93	10	3
1993-94	7	3
1994-95	7	5
1995-96	6	2
1996-97	2	2
1997-98	13	3
1998-99	4	2
1999-00	7	3
2000-01	8	4
2001-02	15	2
2002-03	5	3
2003-04	15	3
2004-05	11	2
2005-06	21	3
2006-07	8	4
2007-08	5	3
2008-09	8	5
2009-10	21	2
2010-11	36	4
2011-12	17	5
2012-13	16	3
2013-14	12	4
2014-15	5	2
2015-16	13	4
2016-17	6	2
2017-18	13	3
2018-19	13	2
2019-20	6	4
2020-21	3	2
2021-22	4	3

Double-Doubles (since 1975-76 season)

Double-Doubles/Career		
Pl.	Name	No.
1.	Michael Cage	81-82-83-84 61
2.	Kawhi Leonard	10-11 40
3.	Marcus Slaughter	04-05-06 30
4.	Jamaal Franklin	11-12-13 26
5.	Joel Kramer	74-76-77-78 +26
6.	Jalen McDaniels	18-19 20
7.	Randy Holcomb	01-02 19
8.	Joe McNaull	91-92-93 18
9.	Steve Malovic	78-79 17
10.	Marty Dow	90-91 16
11.	Leonard Allen	82-83-84-85 15
12.	Aerick Sanders	01-02-03-04 14
	Eddy Gordon	80-81-82-83 14
	Will Connelly	75-76-77 14
15.	Malcolm Thomas	10-11 13

Double-Doubles/Season		
Pl.	Name (Class)	No.
1.	Kawhi Leonard (So.)	2011 23
	Michael Cage (Sr.)	1984 23
3.	Marcus Slaughter (Jr.)	2006 18
	Michael Cage (Jr.)	1983 18
5.	Kawhi Leonard (Fr.)	2010 17
6.	Randy Holcomb (Sr.)	2002 14
7.	Jamaal Franklin (Jr.)	2013 13
	Marty Dow (Sr.)	1991 13
9.	Jamaal Franklin (So.)	2012 12
	Aerick Sanders (Sr.)	2004 12
11.	Jalen McDaniels (So.)	2019 11
	Gerald Murray (Sr.)	1987 11
13.	Marcus Slaughter	2005 10
	Roy Krusivsky (Sr.)	1998 10
	Keith Smith (Jr.)	1982 10

Michael Cage (So.)	1982	10
Michael Cage (Fr.)	1981	10
Eddy Gordon (So.)	1980	10

Most Consecutive Double-Doubles - 9
 Michael Cage (final game of 1982-83 and the first eight games of 1983-84)
Most Consecutive Double-Doubles, Season - 8
 Michael Cage (twice during 1983-84)
Three Double-Doubles in the Same Game - 6 times
 Most recently: Jan. 26, 2016, at Nevada - W, 57-54 (Trey Kell - 17 pts., 10 rebs., Winston Shepard - 12 pts., 10 rebs.; Zylan Cheatham - 11 pts., 10 rebs.)
Two Double-Doubles in the Same Game - 53 times since 1979
 Most recently: March 21, 2016, vs. Washington (NIT) - W, 93-78 (Winston Shepard - 20 pts., 10 rebs.; Malik Pope - 10 pts., 12 rebs.)
Triple-Doubles - 1
 Winston Shepard vs. IPFW (NIT), March 15, 2016 - 10 pts., 10 rebs., 12 ast.

INTRODUCTION

COACHES & STAFF

PLAYERS

2021-22 REVIEW

RECORDS

HISTORY


UNIVERSITY

AZTEC BASKETBALL MEDIA GUIDE

Individual Season Records



MOUNTAIN WEST-RECORD 14-TIME CONFERENCE CHAMPIONS



Michael Cage

Anthony Watson

Bob Brady

Al Skalecky

Chris McMurray

Tony Gwynn

San Diego State's all-time season records are listed below. The number beneath Rk., indicates the ranking on the all-time records list since SDSU started playing basketball in 1921 or since the statistic was created unless otherwise noted. Beneath the DI column is the ranking since San Diego State started competing at the Division I level in 1970-71. A complete key can be found on page 131. Current team members are noted in red.

Points

Rk	DI	Name	Pts.	Yr.
1.	1.	Michael Cage (Sr.)	686	84
2.	2.	Brandon Heath (Sr.)	637	07
3.	3.	Xavier Thames (Sr.)	633	14
4.	4.	Anthony Watson (Sr.)	630	86
5.	5.	Brandon Heath (Jr.)	607	06
6.	-	Bob Brady (Jr.)	585	53
7.	6.	Malachi Flynn (Jr.)	564	20
8.	7.	Jamaal Franklin (Jr.)	560	13
9.	8.	Randy Holcomb (Sr.)	558	02
10.	9.	Jamaal Franklin (So.)	557	12
		Kawhi Leonard (So.)	557	11
12.	11.	Michael Cage (Jr.)	547	83
13.	12.	Anthony Watson (Jr.)	544	85
14.	13.	Devin Watson (Sr.)	543	19
15.	14.	Matt Bradley (Sr.)	542	22
16.	15.	Jalen McDaniels (So.)	541	19
17.	16.	Chase Tapley (Jr.)	537	12
18.	17.	Brandon Heath (So.)	532	05
		Kim Goetz (Sr.)	532	79
20.	-	Tony Pinkins (Sr.)	529	57
21.	-	Bernie Finlay (Sr.)	522	60
		Tony Pinkins (Jr.)	522	56
23.	18.	Shawn Jamison (Jr.)	520	90
		Steve Copp (Sr.)	520	76
25.	19.	Tony Bland (Jr.)	519	02
26.	20.	Mohamed Abukar (Sr.)	505	07
27.	21.	Kyle Spain (Sr.)	504	09
28.	22.	Marcus Slaughter (Jr.)	494	06
		Al Faux (Sr.)	494	02
		Marty Dow (Sr.)	494	91

27.		Marty Dow (Sr.)	17.0	91
28.	21.	Jamaal Franklin (Jr.)	16.97	13
29.	22.	Matt Bradley (Sr.)	19.94	22
30.	23.	Randy Holcomb (Sr.)	16.91	02

Rebounds

Rk	DI	Name (Class)	Rebs.	Yr.
1.	-	Al Skalecky (Jr.)	394	67
2.	1.	Kawhi Leonard (So.)	380	11
3.	-	Al Skalecky (So.)	356	66
4.	2.	Michael Cage (Fr.)	355	81
5.	3.	Michael Cage (Jr.)	354	83
6.	4.	Michael Cage (Sr.)	352	84
7.	5.	Chris McMurray (Jr.)	350	72
8.	-	Tony Pinkins (Jr.)	346	56
9.	6.	Josh Davis (Sr.)	342	14
10.	-	Al Skalecky (Sr.)	340	68
11.	7.	Kawhi Leonard (Fr.)	336	10
12.	8.	Marcus Slaughter (Jr.)	329	06
13.	9.	Jamaal Franklin (Jr.)	312	13
14.	10.	Malcolm Thomas (Sr.)	301	11
15.	11.	Randy Holcomb (Sr.)	296	02
16.	12.	Aerick Sanders (Sr.)	295	04
17.	13.	Jalen McDaniels (So.)	281	19
18.	-	Eric Martensen (Jr.)	278	69
19.	-	Larry Meek (So.)	277	63
20.	14.	Marty Dow (Sr.)	274	91
21.	15.	Steve Malovic (Sr.)	265	79
22.	16.	Malcolm Thomas (Jr.)	260	10
23.	17.	Will Connelly (Jr.)	258	76
24.	18.	Joel Kramer (Jr.)	257	77
25.	19.	Michael Cage (So.)	256	82
26.	20.	Joel Kramer (Sr.)	255	78
27.	21.	Jamaal Franklin (So.)	252	12
		Leonard Allen (Sr.)	252	85
29.	23.	Jalen McDaniels (Fr.)	248	18
		Steve Copp (Sr.)	248	76
		Will Connelly (So.)	248	75

Rebound Average

Rk	DI	Name (Class)	RPG	Yr.
1.	-	Al Skalecky (So.)	13.7	66
2.	-	Al Skalecky (Sr.)	13.6	67
3.	1.	Michael Cage (Fr.)	13.1	81
4.	2.	Michael Cage (Jr.)	12.64	83
5.	-	Al Skalecky (Sr.)	12.59	68
6.	3.	Michael Cage (Sr.)	12.57	84
7.	4.	Chris McMurray (Jr.)	12.50	72
8.	-	Tony Pinkins (Jr.)	11.9	56
9.	5.	Marcus Slaughter (Jr.)	11.0	06
10.	-	Larry Meek (Sr.)	10.68	65
11.	-	Larry Meek (So.)	10.654	63
12.	6.	Kawhi Leonard (So.)	10.56	11
13.	7.	Chris McMurray (Sr.)	10.1	73
14.	8.	Josh Davis (Sr.)	10.06	14
15.	9.	Kawhi Leonard (Fr.)	9.9	10
16.	10.	Aerick Sanders (Sr.)	9.83	04
17.	11.	Steve Malovic (Sr.)	9.81	79
18.	12.	Jamaal Franklin (Jr.)	9.45	13
19.	13.	Marty Dow (Sr.)	9.4	91
20.	14.	Will Connelly (So.)	9.19	75

21.	15.	Joel Kramer (Jr.)	9.18	77
22.	16.	Steve Copp (Jr.)	9.15	75
23.	17.	Joel Kramer (Sr.)	9.11	78
24.	18.	Randy Holcomb (Sr.)	8.97	02
25.	19.	Marcus Slaughter (So.)	8.96	05
26.	20.	Will Connelly (Jr.)	8.90	76
27.	21.	Eddy Gordon (Fr.)	8.85	80
28.	22.	Michael Cage (So.)	8.83	82
29.	23.	Gary Schneider (Sr.)	8.80	71
30.	24.	Larry Jones (Jr.)	8.7	72
31.	25.	Steve Copp (Sr.)	8.6	76

Assists

<i>in existence since 1972-73 season</i>				
Rk	Name (Class)	Assts.	Yr.	
1.	Tony Gwynn (Jr.)	221	80	
2.	Keith Smith (Jr.)	212	82	
3.	Dean Decker (Sr.)	176	78	
4.	Wesley Stokes (Jr.)	175	04	
5.	Creon Dorsey (Jr.)	171	85	
6.	Tony Gwynn (Sr.)	164	81	
7.	Malachi Flynn (Jr.)	163	20	
	Ray Leary (Sr.)	163	76	
9.	Tony Gwynn (So.)	153	79	
10.	Richie Williams (So.)	151	07	
11.	Raymond King (Fr.)	150	96	
12.	Bryan Williams (Jr.)	148	88	
13.	Devin Watson (Sr.)	142	19	
14.	Arthur Massey (Sr.)	139	91	
15.	Keith Smith (Sr.)	137	83	
16.	Jeff Kanek (Jr.)	132	84	
17.	Dean Decker (Jr.)	131	77	
18.	Xavier Thames (So.)	128	12	
19.	Richie Williams (Fr.)	127	06	
20.	Richie Williams (Sr.)	126	09	
21.	Michael Best (Sr.)	125	90	
22.	Devin Watson (Jr.)	124	18	
	Deandre Moore (So.)	124	03	
24.	Deandre Moore (Sr.)	122	01	
	Chad Nelson (Jr.)	122	96	

Assist Average

<i>in existence since 1972-73 season</i>				
Rk	Name (Class)	APG	Yr.	
1.	Tony Gwynn (Jr.)	8.2	80	
2.	Keith Smith (Jr.)	7.3	82	
3.	Tony Gwynn (Sr.)	6.31	81	
4.	Dean Decker (Sr.)	6.28	78	
5.	Wesley Stokes (Jr.)	5.8	04	
6.	Bryan Williams (Jr.)	5.8	88	
7.	Keith Smith (Sr.)	5.71	83	
8.	Tony Gwynn (So.)	5.67	79	
9.	Ray Leary (Sr.)	5.6	76	
10.	Creon Dorsey (Jr.)	5.5	85	

Field Goals

Rk	DI	Name (Class)	FG	Yr.
1.	1.	Michael Cage (Sr.)	250	84
2.	2.	Anthony Watson (Sr.)	246	86

3.	3.	Kim Goetz (Sr.)	229	79
4.	4.	Brandon Heath (Sr.)	225	07
5.	5.	Anthony Watson (Jr.)	222	85
6.	6.	Randy Holcomb (Sr.)	220	02
7.	7.	Jalen McDaniels (So.)	212	19
8.	8.	Kawhi Leonard (So.)	211	11
9.	9.	Marty Dow (Sr.)	207	91
		Steve Copp (Sr.)	207	76
11.	11.	Kim Goetz (Jr.)	206	78
12.	12.	Brandon Heath (Jr.)	204	06
13.	13.	Shawn Jamison (Jr.)	203	90
14.	14.	Chase Tapley (Jr.)	200	12
		Aerick Sanders (Sr.)	200	04
16.	16.	Will Connelly (So.)	196	75
17.	17.	Steve Malovic (Sr.)	192	79
18.	18.	Michael Cage (Jr.)	191	83
19.	19.	Xavier Thames (Sr.)	188	14
20.	20.	Will Connelly (Jr.)	187	76
21.	21.	Matt Bradley (Sr.)	186	22
22.	22.	Mohamed Abukar (Sr.)	185	07
23.	23.	Tony Bland (Jr.)	185	02
24.	24.	Malachi Flynn (Jr.)	184	20
25.	25.	Zach Jones (Jr.)	183	81

Field Goal Attempts

DI	Name (Class)	FGA	Yr.
1.	Brandon Heath (Sr.)	534	07
2.	Anthony Watson (Sr.)	520	86
3.	Brandon Heath (Jr.)	481	06
4.	Kawhi Leonard (So.)	475	11
	Anthony Watson (Jr.)	475	85
6.	Xavier Thames (Sr.)	457	14
7.	Jalen McDaniels (So.)	455	19
8.	Kim Goetz (Sr.)	451	79
9.	Michael Cage (Sr.)	445	84
10.	Chase Tapley (Jr.)	440	12
11.	Brandon Heath (So.)	432	05
12.	Chris McMurray (Jr.)	428	72
13.	Randy Holcomb (Sr.)	426	02
14.	Matt Bradley (Sr.)	425	22
15.	Devin Watson (Sr.)	421	19
16.	Malachi Flynn (Jr.)	417	20
	Steve Copp (Sr.)	417	76
18.	Tony Bland (Jr.)	416	02
19.	Jimmy Harris (Sr.)	413	72
20.	Will Connelly (So.)	410	75
21.	Jamaal Franklin (Jr.)	409	13
22.	Kim Goetz (Jr.)	401	78
23.	Jamaal Franklin (So.)	400	12
24.	Will Connelly (Jr.)	397	76
25.	Mohamed Abukar (Sr.)	392	07

Field Goal Percentage

<i>min. 5 FGA per game</i>				
Rk	DI	Name (Class)	Pct.	Yr.
1.	-	Danny Newport (Fr.)	79.9	54
2.	1.	Billy White (So.)	66.3	09
3.	2.	Billy White (Fr.)	61.5	08
4.	3.	Leon Carter (Sr.)	60.5	96

INTRODUCTION
 COACHES & STAFF
 PLAYERS
 2021-22 REVIEW
 RECORDS
 HISTORY
 UNIVERSITY
 AZTEC BASKETBALL MEDIA GUIDE

Individual Season Records



MOUNTAIN WEST-RECORD 14-TIME CONFERENCE CHAMPIONS




Danny Newport

5.	4.	Leonard Allen (Sr.)	60.1	85
6.	5.	Kevin Betts (Sr.)	59.8	98
7.	6.	Jerome Habel (Jr.)	59.6	07
8.	7.	Yanni Weitzell (Sr.)	59.2	20
9.	8.	Jalen McDaniels (Fr.)	58.6	18
10.	9.	Billy White (Jr.)	58.3	10
11.	10.	Mitch McMullen (Sr.)	58.0	89
12.	11.	Joe McNaull (So.)	57.9	92
13.	12.	Nathan Mensah (Jr.)	57.8	21
14.	13.	Van Jacobsen (Sr.)	57.3	71
15.	14.	Marty Dow (Sr.)	57.2	91
16.	15.	Michael Cage (Jr.)	57.0	83
17.	16.	Kevin Betts (Jr.)	56.9	97
18.	17.	Shawn Jamison (Jr.)	56.23	90
19.	18.	Leonard Allen (So.)	56.20	80
20.	19.	Billy White (Sr.)	56.18	11
		Michael Cage (Sr.)	56.18	84
22.	21.	Steve Malovic (Jr.)	56.0	78
23.	22.	Michael Kennedy (Sr.)	55.93	85
24.	23.	Leonard Allen (Jr.)	55.88	84
25.	24.	Roy Krusivvyk (Sr.)	55.84	98
26.	25.	Michael Cage (Fr.)	55.83	81



Leon Carter

10.		Chase Tapley (Sr.)	186	13
11.		Trey Kell (So.)	185	16
12.		Jordan Schakel (Sr.)	180	21
13.		Josko Visnjic (Jr.)	179	98
		Jason Richey (Sr.)	179	97
15.		Chase Tapley (Jr.)	178	12
16.		Michael Best (Sr.)	173	90
17.		Kyle Spain (Sr.)	171	09
18.		Xavier Thames (Sr.)	164	14
19.		Jordan Schakel (Jr.)	163	20
20.		Al Faux (Sr.)	161	02
21.		D.J. Gay (Jr.)	160	10
		Brandon Heath (Fr.)	160	04
23.		Jamaal Franklin (So.)	157	12
24.		Tony Ross (Jr.)	153	89
25.		Derric Croft (Jr.)	152	94



Jason Hamilton


Three-Point FG Percentage

min. 20 3FGs; in existence since 1986-87 season

Rk	Name (Class)	Pct.	Yr.
1.	Jason Hamilton (Fr.)	50.0	93
2.	Tony Ross (So.)	46.9	88
3.	Chad Nelson (Fr.)	46.7	94
4.	Tony Ross (Fr.)	46.6	87
5.	Jordan Schakel (Sr.)	46.1	21
6.	Richie Williams (So.)	45.8	07
7.	Jordan Schakel (Jr.)	43.6	20
8.	James Rahon (So.)	43.4	11
9.	Chase Tapley (Jr.)	43.3	12
10.	Tony Ross (Jr.)	43.1	89
11.	Michael Best (Jr.)	42.9	89
12.	Al Faux (Jr.)	42.1	01
13.	John Sharper (Sr.)	42.0	06
14.	Jordan Schakel (So.)	41.5	19
15.	Al Faux (Sr.)	41.0	02
16.	Brady Trenkle (So.)	40.84	97
17.	Brandon Heath (Jr.)	40.83	06
18.	Adam Seiko (Sr.)	40.43	22
19.	Steve Sir (Fr.)	40.4	03
20.	Terrell Gomez (Sr.)	40.2	21
21.	Matt Bradley (Sr.)	40.1	22
22.	John Sharper (So.)	40.0	04
23.	Matt Mitchell (Jr.)	39.3	20
24.	Chad Baker-Mazara (So.)	39.28	22
25.	Malik Pope (Jr.)	39.21	17

Free Throws

Rk	DI	Name (Class)	FT	Yr.
1.	-	Bob Brady (Jr.)	213	53
2.	1.	Xavier Thames (Sr.)	196	14
3.	2.	Marcus Slaughter (Jr.)	192	06
4.	3.	Michael Cage (Sr.)	186	84
		Bernie Finlay (Sr.)	186	60
6.	4.	Jamaal Franklin (Jr.)	180	13
7.	-	Tony Pinkins (So.)	170	55
8.	5.	Michael Cage (Jr.)	165	83
		Tony Pinkins (Sr.)	165	57
10.	6.	Jamaal Franklin (So.)	160	12
		Tony Pinkins (Jr.)	150	56
12.	-	Bob Brady (Sr.)	145	54
13.	7.	Chad Nelson (Sr.)	142	97
14.	8.	Marcus Slaughter (So.)	141	05
15.	9.	Anthony Watson (Sr.)	138	86
16.	10.	Winston Shepard (Sr.)	137	16



Tony Ross

		Kyle Spain (Sr.)	137	09
		Leonard Allen (Sr.)	137	85
19.	13.	Brandon Heath (So.)	132	05
20.	14.	John Martens (Sr.)	130	86
21.	15.	Matt Mitchell (Sr.)	123	21
22.	16.	Jason Richey (Jr.)	122	97
		Chad Nelson (So.)	122	95
24.	18.	Malachi Flynn (Sr.)	120	20
		Tony Bland (Jr.)	120	02
		Devin Watson (Sr.)	118	19

Free Throw Attempts

DI	Name (Class)	FTA	Yr.
1.	Marcus Slaughter (Jr.)	252	06
2.	Michael Cage (Sr.)	251	84
3.	Xavier Thames (Sr.)	235	14
4.	Shawn Jamison (Jr.)	232	90
5.	Jamaal Franklin (Jr.)	229	13
6.	Michael Cage (Jr.)	221	83
7.	Leonard Allen (Sr.)	204	85
8.	Winston Shepard (So.)	202	14
	Marcus Slaughter (So.)	202	05
10.	Jamaal Franklin (So.)	200	12
11.	Winston Shepard (Sr.)	194	16
12.	John Martens (Sr.)	183	86
13.	Anthony Watson (Sr.)	182	86
14.	Mitch McMullen (Jr.)	181	88
15.	Mitch McMullen (Sr.)	175	89
16.	Lorenzo Wade (Jr.)	173	08
17.	Myron Epps (So.)	172	00
18.	Tony Bland (Sr.)	171	03
19.	Tony Bland (Jr.)	169	04
20.	Malcolm Thomas (Jr.)	167	10
	Randy Holcomb (Sr.)	167	02
22.	Chad Nelson (Sr.)	166	97
23.	Kyle Spain (Sr.)	164	09
24.	Mike Mackell (Sr.)	164	03
25.	Malcolm Thomas (Sr.)	162	11

Free Throw Percentage

Rk	DI	Name (Class)	Pct.	Yr.
1.	1.	Kim Goetz (Sr.)	90.2	79
2.	2.	Matt Mitchell (Jr.)	87.3	20
3.	3.	Jason Richey (Sr.)	85.7	98
4.	4.	Malachi Flynn (Jr.)	85.7	20
5.	5.	Chad Nelson (Sr.)	85.5	97
6.	6.	Gary Schneider (Sr.)	85.2	71
7.	7.	Brandon Heath (Jr.)	84.9	06
8.	8.	Steve Malovic (Sr.)	83.7	79
9.	9.	Kyle Spain (Sr.)	83.5	09
10.	10.	Xavier Thames (Sr.)	83.4	14
11.	-	Mike Spilger (Sr.)	83.3	70
		Bob Brady (Sr.)	83.3	54
13.	11.	Mohamed Abukar (Sr.)	82.9	07
14.	12.	Xavier Thames (So.)	82.8	12
15.	-	Bernie Finlay (So.)	82.6	59
16.	13.	Brandon Heath (So.)	82.0	05
17.	14.	Courtie Miller (Jr.)	81.7	93
18.	15.	Mark Delsman (Sr.)	81.3	77
19.	16.	Courtie Miller (Sr.)	81.1	94
		Steve Malovic (Jr.)	81.1	78
21.	18.	Matt Mitchell (Sr.)	80.9	21
22.	19.	Jamaal Franklin (So.)	80.0	12



Kim Goetz



Jason Richey

		Kyle Spain (Jr.)	80.0	08
24.	21.	Chad Nelson (Jr.)	79.8	96
25.	22.	Tony Gwynn (Jr.)	79.0	80

Blocks

in existence since 1978-79 season				
Rk	Name (Class)	Blks.	Yr.	
1.	Skylar Spencer (Jr.)	91	15	
2.	Skylar Spencer (So.)	89	14	
3.	Leonard Allen (Sr.)	82	85	
4.	Malcolm Thomas (Sr.)	75	11	
5.	Skylar Spencer (Sr.)	72	16	
6.	Nathan Mensah (Jr.)	71	22	
7.	Valentine Izundu (Sr.)	53	17	
8.	Malcolm Thomas (Jr.)	52	10	
9.	Skylar Spencer (Fr.)	51	13	
10.	Michael Cage (Sr.)	47	84	

Steals

in existence since 1978-79 season				
Rk	Name (Class)	Stls.	Yr.	
1.	Richie Williams (Sr.)	77	09	
2.	Anthony Watson (Jr.)	74	85	
3.	Richie Williams (So.)	69	07	
4.	Matt Watts (Sr.)	65	99	
	Michael Best (Sr.)	65	90	
6.	Brandon Heath (Sr.)	64	07	
7.	Brandon Heath (So.)	63	05	
	Raymond King (Fr.)	63	96	
	Creon Dorsey (Jr.)	63	85	
10.	Lorenzo Wade (So.)	62	07	

Minutes Played

since 1978-79 season				
Rk	Name (Class)	Min.	Yr.	
1.	D.J. Gay (Sr.)	1,302	11	
2.	Brandon Heath (Sr.)	1,217	07	
3.	JJ O'Brien (Sr.)	1,183	15	
4.	D.J. Gay (Jr.)	1,175	10	
5.	Kawhi Leonard (So.)	1,172	11	
6.	Brandon Heath (Jr.)	1,164	06	
7.	Chase Tapley (Jr.)	1,157	12	
8.	Devin Watson (Sr.)	1,155	19	
9.	Tony Bland (Jr.)	1,140	02	
10.	Malcolm Thomas (Sr.)	1,126	11	
11.	Xavier Thames (Sr.)	1,126	14	
12.	Richie Williams (So.)	1,123	07	
13.	Jamaal Franklin (Jr.)	1,091	13	
14.	Richie Williams (Sr.)	1,090	09	
15.	Michael Cage (Sr.)	1,085	84	
16.	Trey Kell (So.)	1,084	16	
17.	Shawn Jamison (Jr.)	1,082	90	
18.	Michael Cage (So.)	1,076	82	
19.	Malachi Flynn (Jr.)	1,072	20	
20.	Michael Cage (Jr.)	1,070	83	
21.	Winston Shepard (Sr.)	1,067	16	
	Randy Holcomb (Sr.)	1,067	02	
23.	Kawhi Leonard (Fr.)	1,064	10	
24.	Malcolm Thomas (Jr.)	1,063	10	
25.	Mohamed Abukar (Sr.)	1,061	07	

Three-Point Field Goals

in existence since 1986-87 season

Rk	Name (Class)	3FGs	Yr.
1.	Tony Ross (Fr.)	104	87
2.	Tony Ross (So.)	100	88
3.	Brandon Heath (Jr.)	98	06
4.	Devin Watson (Sr.)	89	19
5.	Brandon Heath (Sr.)	87	07
6.	Jordan Schakel (Sr.)	83	21
7.	John Sharper (Sr.)	79	06
8.	Chase Tapley (Jr.)	77	12
9.	Malachi Flynn (Jr.)	76	20
10.	D.J. Gay (Sr.)	73	11
11.	Jason Richey (Sr.)	72	18
12.	Jordan Schakel (Jr.)	71	20
	Trey Kell (So.)	71	16
14.	Chase Tapley (Sr.)	70	13
15.	Kyle Spain (Sr.)	67	09
16.	Al Faux (Sr.)	66	02
	Tony Ross (Jr.)	66	89
18.	Jason Richey (Jr.)	64	97
19.	Xavier Thames (Sr.)	61	14
	D.J. Gay (Jr.)	61	10
21.	Matt Bradley (Sr.)	57	22
22.	Jeremy Hemsley (So.)	56	17
	Michael Best (Sr.)	56	90
24.	Josko Visnjic (Jr.)	55	98
25.	Aqeel Quinn (Sr.)	54	15

Three-Point Field Goal Atts.

in existence since 1986-87 season

Rk	Name (Class)	3FGA	Yr.
1.	Brandon Heath (Sr.)	247	07
2.	Brandon Heath (Jr.)	240	06
3.	Devin Watson (Sr.)	233	19
4.	Tony Ross (Fr.)	223	87
5.	Tony Ross (So.)	213	88
6.	Malachi Flynn (Jr.)	204	20
	D.J. Gay (Sr.)	204	11
8.	Jason Richey (Sr.)	202	98
9.	John Sharper (Sr.)	188	06

INTRODUCTION

COACHES & STAFF

PLAYERS

2021-22 REVIEW

RECORDS

HISTORY

UNIVERSITY

AZTEC BASKETBALL MEDIA GUIDE

Individual Season Records



MOUNTAIN WEST-RECORD 14-TIME CONFERENCE CHAMPIONS



Leonard Allen

Tony Bland

Aerick Sanders

Randy Holcomb

Steve Copp

Steve Malovic

Efficiency Points

since 1978-79 season

Rk	Name (Class)	Pts.	Yr.
1.	Michael Cage (Sr.)	820	84
2.	Kawhi Leonard (So.)	725	11
3.	Michael Cage (Jr.)	717	83
4.	Jamaal Franklin (Jr.)	659	13
5.	Marcus Slaughter (Jr.)	643	06
6.	Aerick Sanders (Sr.)	634	04
7.	Malcolm Thomas (Sr.)	628	11
8.	Steve Malovic (Sr.)	620	79
9.	Malachi Flynn (Sr.)	619	20
10.	Kawhi Leonard (Fr.)	597	10
11.	Jalen McDaniels (So.)	589	19
	Marty Dow (Sr.)	589	91
13.	Randy Holcomb (Sr.)	584	02
14.	Leonard Allen (Sr.)	584	85
15.	Xavier Thames (Sr.)	558	14
16.	Jamaal Franklin (So.)	545	12
17.	Michael Cage (Fr.)	537	81
18.	Anthony Watson (Sr.)	527	86
19.	Malcolm Thomas (Jr.)	525	10
20.	Jalen McDaniels (Fr.)	519	18
21.	Chase Tapley (Jr.)	517	12
22.	Leon Carter (Sr.)	504	96
23.	Brandon Heath (Sr.)	503	07
24.	Rodney Hawkins (Sr.)	503	98
25.	Marcus Slaughter (So.)	492	05

Efficiency Average

since 1978-79 season

Rk	Name (Class)	EPG	Yr.
1.	Michael Cage (Sr.)	29.29	84
2.	Michael Cage (Jr.)	25.61	83
3.	Steve Malovic (Sr.)	22.96	79
4.	Marcus Slaughter (Jr.)	21.43	06
5.	Aerick Sanders (Sr.)	21.13	04
6.	Marty Dow (Sr.)	20.31	91
7.	Kawhi Leonard (So.)	20.14	11
8.	Jamaal Franklin (Jr.)	19.97	13
9.	Michael Cage (Fr.)	19.89	81
10.	Malachi Flynn (Jr.)	19.34	20
11.	Leonard Allen (Sr.)	18.84	85
12.	Anthony Watson (Sr.)	18.82	86
13.	Kim Goetz (Sr.)	18.23	79
14.	Marcus Slaughter (So.)	18.22	05
15.	Randy Holcomb (Sr.)	17.70	02
16.	Kawhi Leonard (Fr.)	17.55	10
17.	Leon Carter (Sr.)	17.38	96
18.	Rodney Hawkins (Sr.)	17.34	88
19.	Jalen McDaniels (So.)	17.32	19
20.	Jamaal Franklin (So.)	17.03	12
21.	Malcolm Thomas (Sr.)	16.97	11
22.	Eddy Gordon (Fr.)	16.78	80
23.	Joe McNaull (So.)	15.93	92
24.	Michael Cage (So.)	15.86	82
25.	Jalen McDaniels (Fr.)	15.73	18

Pts.-Rebs.-Assists (PRA)

since 1972-73 season

Rk	Name (Class)	PRA	Yr.
1.	Michael Cage (Sr.)	1,050	84
2.	Kawhi Leonard (So.)	1,028	11
3.	Jamaal Franklin (Jr.)	981	13

4.	Michael Cage (Jr.)	932	83
5.	Randy Holcomb (Sr.)	911	02
6.	Jalen McDaniels (So.)	894	19
7.	Brandon Heath (Sr.)	884	07
8.	Marcus Slaughter (Jr.)	879	06
9.	Malachi Flynn (Jr.)	870	20
10.	Anthony Watson (Sr.)	868	86
11.	Jamaal Franklin (So.)	856	12
12.	Xavier Thames (Sr.)	853	14
13.	Kawhi Leonard (Fr.)	834	10
14.	Brandon Heath (Jr.)	832	06
	Steve Copp (Sr.)	832	76
16.	Aerick Sanders (Sr.)	808	04
17.	Malcolm Thomas (Sr.)	807	11
18.	Matt Bradley (Sr.)	801	22
19.	Steve Malovic (Sr.)	793	79
20.	Devin Watson (Sr.)	791	19
21.	Marty Dow (Sr.)	786	91
22.	Will Connelly (Jr.)	771	76
23.	Winston Shepard (Sr.)	768	16
24.	Tony Bland (Jr.)	762	02
25.	Chase Tapley (Jr.)	760	12

PRA Average

since 1972-73 season

Rk	Name (Class)	PRA/G	Yr.
1.	Michael Cage (Sr.)	37.50	84
2.	Michael Cage (Jr.)	33.29	83
3.	Anthony Watson (Sr.)	31.00	86
4.	Jamaal Franklin (Jr.)	29.73	13
5.	Steve Malovic (Sr.)	29.37	79
6.	Marcus Slaughter (Jr.)	29.30	06
7.	Steve Copp (Sr.)	28.69	76
8.	Chris McMurray (Jr.)	28.64	72
9.	Kawhi Leonard (So.)	28.56	11
10.	Marcus Slaughter (So.)	28.04	05
11.	Randy Holcomb (Sr.)	27.61	02
12.	Will Connelly (So.)	27.52	75
13.	Malachi Flynn (Jr.)	27.19	20
14.	Marty Dow (Sr.)	27.10	91
15.	Aerick Sanders (Sr.)	26.93	04
16.	Brandon Heath (Sr.)	26.78	07
17.	Kim Goetz (Sr.)	26.77	79
18.	Jamaal Franklin (So.)	26.75	12
19.	Will Connelly (Jr.)	26.59	76
20.	Jalen McDaniels	26.29	19
21.	Carlus Groves (Sr.)	25.95	94
22.	Brandon Heath (So.)	25.52	05
23.	Jason Richey (Jr.)	25.48	97
24.	Brandon Heath (Jr.)	25.21	06
25.	Steve Copp (Jr.)	25.11	75

Victories

DI	Name (Class)	Wins	Yr.
1.	Brian Carlwell (Sr.)	34	11
	D.J. Gay (Sr.)	34	11
	James Rahon (So.)	34	11
	Malcolm Thomas (Sr.)	34	11
5.	Kawhi Leonard (So.)	33	11
	Billy White (Sr.)	33	11
7.	Matt Shrigley (Fr.)	31	14
	Skylar Spencer (So.)	31	14
	Xavier Thames (Sr.)	31	14
	Chase Tapley (So.)	31	11

11.	Josh Davis (Sr.)	30	14
	JJ O'Brien (So.)	30	14
	Winston Shepard (So.)	30	14
	KJ Feagin (Sr.)	30	20
	Malachi Flynn (Jr.)	30	20
	Matt Mitchell (Jr.)	30	20
	Trey Pulliam (Jr.)	30	20
	Jordan Schakel (Jr.)	30	20
	Yanni Wetzell (Sr.)	30	20
20.	Dwayne Polee II (Jr.)	29	14
	Aqeel Quinn (Jr.)	29	14
22.	Dakarai Allen (Jr.)	28	16
	Angelo Chol (Sr.)	28	16
	Zylan Cheatham (Fr.)	28	16
	Trey Kell (So.)	28	16
	Malik Pope (So.)	28	16
	Skylar Spencer (Sr.)	28	16
	Tim Shelton (Jr.)	28	11
29.	Adam Seika (So.)	27	20
	Jeremy Hemsley (Fr.)	27	16
	Winston Shepard (Sr.)	27	16
	JJ O'Brien (Sr.)	27	16
	Winston Shepard (Jr.)	27	16
	Skylar Spencer (Jr.)	27	16

Win Shares

since 1995-96 season

Rk	Name (Class)	Win Shares	Yr.
1.	Xavier Thames (Sr.)	7.5	14
2.	Malachi Flynn (Jr.)	7.4	20
3.	Kawhi Leonard (So.)	6.8	11
4.	Malcolm Thomas (Sr.)	5.7	11
5.	Aerick Sanders (Sr.)	5.5	04
6.	Chase Tapley (Jr.)	5.4	12
	Billy White (So.)	5.4	09
	Marcus Slaughter (Jr.)	5.4	06
9.	Jamaal Franklin (Jr.)	5.3	13
	Kyle Spain (Sr.)	5.3	09
11.	Jordan Schakel (Sr.)	5.0	21
	JJ O'Brien (Sr.)	5.0	15
	Kawhi Leonard (Fr.)	5.0	10
14.	Matt Bradley (Sr.)	4.8	22
	Jamaal Franklin (So.)	4.8	12
	Billy White (Fr.)	4.8	08
	Leon Carter (Sr.)	4.8	96
18.	Matt Mitchell (Jr.)	4.7	20
	Chase Tapley (Sr.)	4.7	13
20.	D.J. Gay (Sr.)	4.6	11
	Billy White (Sr.)	4.6	11
22.	Randy Holcomb (Sr.)	4.5	02
	Yanni Wetzell (Sr.)	4.5	20
	Jalen McDaniels (Fr.)	4.5	18
	Malcolm Thomas (Jr.)	4.5	10
26.	Brandon Heath (Jr.)	4.4	06
27.	Jordan Schakel (Jr.)	4.2	20
28.	Josh Davis (Sr.)	4.1	14
29.	Jalen McDaniels (So.)	4.0	19
	Winston Shepard (Sr.)	4.0	16
31.	Matt Mitchell (Sr.)	3.9	21
	Trey Kell (So.)	3.9	16
	Lorreno Wade (Jr.)	3.9	08
	Kevin Betts (Sr.)	3.9	98

INTRODUCTION

COACHES & STAFF

PLAYERS

2021-22 REVIEW

RECORDS

HISTORY

UNIVERSITY

AZTEC BASKETBALL MEDIA GUIDE

Individual Career Records



MOUNTAIN WEST-RECORD 14-TIME CONFERENCE CHAMPIONS

San Diego State's all-time career records are listed below. The number beneath Rk., indicates the ranking on the all-time records list since SDSU started playing basketball in 1921 or since the statistic was created unless otherwise noted. Beneath the DI column is the ranking since San Diego State started competing at the Division I level in 1970-71. A complete key can be found on page 131. Current team member are noted in red.

Points

Rk	DI	Name	Years	GP	Points
1.	1.	Brandon Heath	04-05-06-07	125	2,189
2.	2.	Michael Cage	81-82-83-84	112	1,846
3.	3.	Anthony Watson	83-84-85-86	110	1,735
4.	4.	Chase Tapley	10-11-12-13	134	1,526
5.	-	Tony Pinkins	55-56-57	82	1,475
6.	5.	Matt Mitchell	18-19-20-21	124	1,471
7.	6.	Trey Kell	15-16-17-18	134	1,403
8.	7.	Winston Shepard	13-14-15-16	139	1,401
9.	8.	Jeremy Hemsley	16-17-18-19	134	1,392
10.	-	Bob Brady	52-53-54	74	1,389
11.	9.	Steve Copp	73-74-75-76	93	1,307
12.	10.	Billy White	08-09-10-11	134	1,294
13.	-	Al Skalecky	66-67-68	82	1,271
14.	11.	Tony Ross	87-88-89	85	1,259
15.	12.	Xavier Thames	12-13-14	97	1,232
16.	13.	Kyle Spain	06-07-08-09	115	1,230
17.	14.	Chad Nelson	94-95-96-97	112	1,225
18.	15.	Marcus Slaughter	04-05-06	87	1,211
19.	16.	Lorenzo Wade	07-08-09	92	1,200
20.	17.	Will Connelly	75-76-77	82	1,188
-	-	Von Jacobsen	69-70-71	78	1,188
22.	18.	Jamaal Franklin	11-12-13	87	1,181
23.	19.	D.J. Gay	08-09-10-11	140	1,178
24.	20.	Malik Pope	15-16-17-18	125	1,111
25.	-	Bernie Finlay	58-59-60	73	1,110
26.	21.	Myron Epps	99-00-01-02	113	1,090
27.	22.	Eddie Morris	80-81-82-83	105	1,089
28.	-	Danny Newport	54-55-56	76	1,048
29.	-	Milton Phelps	39-40-41	97	1,043
30.	23.	Jordan Schakel	18-19-20-21	121	1,034
-	-	Dave Miller	66-67-68	82	1,034
32.	24.	Leonard Allen	82-83-84-85	116	1,019
33.	25.	Tony Bland	02-03	63	1,012
34.	26.	Kim Goetz	78-79	54	1,005
35.	27.	Randy Holcomb	01-02	61	1,002
36.	28.	Kawhi Leonard	10-11	70	990

Scoring Average

Rk	DI	Name	Years	GP	PPG
1.	-	Bob Brady	52-53-54	74	18.8
2.	1.	Kim Goetz	78-79	54	18.6
3.	-	Tony Pinkins	55-56-57	83	18.1
4.	2.	Brandon Heath	04-05-06-07	125	17.51
5.	3.	Jason Richey	97-98	52	17.46
6.	4.	Michael Cage	81-82-83-84	112	16.5
7.	5.	Randy Holcomb	01-02	61	16.4
8.	6.	Tony Bland	02-03	63	16.1
9.	7.	Anthony Watson	83-84-85-86	110	15.8
10.	-	Al Skalecky	66-67-68	82	15.5
11.	-	Von Jacobsen	69-70-71	77	15.4
12.	8.	Chris McMurray	72-73	42	15.238
13.	9.	Steve Malovic	78-79	55	15.236
14.	-	Bernie Finlay	58-59-60	73	15.205
15.	10.	Mohamed Abukar	06-07	54	15.167
16.	-	Dick Maureau	61-62	49	15.1
17.	11.	Marty Dow	90-91	52	14.9
18.	12.	Jimmy Harris	71-72	54	14.814
19.	13.	Tony Ross	87-88-89	85	14.812
20.	14.	Zack Jones	81-82	54	14.7
21.	15.	Will Connelly	75-76-77	82	14.5
22.	-	Bob Lundgren	67-68	45	14.3
23.	16.	Devin Watson	18-19	67	14.18
24.	17.	Kawhi Leonard	10-11	70	14.14
25.	18.	Steve Copp	73-74-75-76	93	14.054

Rebounds

Rk	DI	Name	Years	GP	Rebs.
1.	1.	Michael Cage	81-82-83-84	112	1,317
2.	-	Al Skalecky	66-67-68	82	1,090
3.	2.	Marcus Slaughter	04-05-06	87	775
4.	-	Larry Meek	63-64-65	75	764
5.	3.	Steve Copp	73-74-75-76	93	737
6.	4.	Leonard Allen	82-83-84-85	116	724
7.	5.	Kawhi Leonard	10-11	70	716
8.	6.	Joel Kramer	74-76-77-79	99	711
9.	7.	Winston Shepard	13-14-15-16	139	708
10.	8.	Aeric Sanders	01-02-03-04	109	686
11.	9.	Nathan Mensah	19-20-21-22	107	667
12.	10.	Skylar Spencer	13-14-15-16	144	652
13.	-	Noel Mickelsen	54-55-56	79	642
14.	11.	Will Connelly	75-76-77	82	641
15.	12.	Malik Pope	15-16-17-18	125	636
16.	13.	Eddy Gordon	80-81-82-83	107	631
17.	14.	Billy White	08-09-10-11	134	614
18.	15.	Jamaal Franklin	11-12-13	87	605
19.	-	Tony Pinkins	55-56-57	82	604
20.	16.	Kyle Spain	06-07-08-09	115	596
21.	17.	Joe McNaull	91-92-93	86	572
22.	18.	Matt Mitchell	18-19-20-21	124	564
23.	19.	Malcolm Thomas	10-11	71	561
24.	20.	Jalen McDaniels	18-19	67	529
25.	21.	Marcelo Correa	97-98-99-00-01	112	522

Rebound Average

Rk	DI	Name	Years	GP	RPG
1.	-	Al Skalecky	66-67-68	82	13.3
2.	1.	Michael Cage	81-82-83-84	112	11.8
3.	2.	Kawhi Leonard	10-11	70	10.2
4.	3.	Marcus Slaughter	04-05-06	87	8.9
5.	4.	Steve Malovic	78-79	55	8.8
6.	5.	Marty Dow	90-91	52	7.98
7.	6.	Steve Copp	73-74-75-76	93	7.9247
8.	7.	Larry Jones	72-73	53	7.9245
9.	8.	Malcolm Thomas	10-11	71	7.90
10.	9.	Jalen McDaniels	18-19	67	7.896
11.	10.	Randy Holcomb	01-02	61	7.89
12.	11.	Will Connelly	75-76-77	82	7.82
13.	12.	Joel Kramer	74-76-77-78	99	7.2
14.	13.	Mitch McMullen	88-89	58	7.03
15.	14.	Jamaal Franklin	11-12-13	87	6.95
16.	15.	Leon Carter	95-96	57	6.93
17.	16.	John Anderson	73-74	52	6.8
18.	17.	Joe McNaull	91-92-93	86	6.7
19.	18.	Aeric Sanders	01-02-03-04	109	6.294
20.	19.	Roy Krusivyk	97-98	55	6.290

Assists

Rk	Name	Years	GP	Assists
1.	Tony Gwynn	78-79-80-81	107	590
2.	Richie Williams	06-07-08-09	127	479
3.	Chad Nelson	94-95-96-97	112	412
4.	Brandon Heath	04-05-06-07	125	394
5.	Mark Delsman	74-75-76-77	109	376
6.	Anthony Watson	83-84-85-86	110	356
7.	Keith Smith	82-83	53	349
8.	D.J. Gay	08-09-10-11	140	344
9.	Deandre Moore	01-02-03	88	339
10.	Trey Kell	15-16-17-18	134	320
11.	Xavier Thames	12-13-14	97	316
12.	Winston Shepard	13-14-15-16	139	315
13.	Dean Decker	77-78	56	307
14.	Chase Tapley	10-11-12-13	134	303
15.	Jeremy Hemsley	16-17-18-19	134	286
16.	Ray Leary	74-75-76	76	279
17.	Lorenzo Wade	07-08-09	92	275
18.	Mike Dodd	76-77-78-79	91	271
19.	Devin Watson	18-19	67	266
20.	Trey Pulliam	20-21-22	91	265

Assist Average

Rk	Name	Years	GP	APG
1.	Keith Smith	82-83	53	6.6
2.	Tony Gwynn	78-79-80-81	107	5.51
3.	Dean Decker	77-78	56	5.48
4.	Creon Dorsey	85-86	59	4.5
5.	Michael Best	89-90	56	4.3
6.	Devin Watson	18-19	67	3.97
7.	Deandre Moore	01-02-03	88	3.85
8.	Richie Williams	06-07-08-09	127	3.77
9.	Jeff Konek	85	57	3.702
10.	Chad Nelson	94-95-96-97	112	3.679

Field Goals

Rk	DI	Name	Years	GP	FG
1.	1.	Brandon Heath	04-05-06-07	125	749
2.	2.	Anthony Watson	83-84-85-86	110	702
3.	3.	Michael Cage	81-82-83-84	112	679
4.	4.	Chase Tapley	10-11-12-13	134	573
5.	5.	Billy White	08-09-10-11	134	529
6.	6.	Steve Copp	73-74-75-76	93	507
7.	-	Tony Pinkins	55-56-57	82	495
8.	7.	Jeremy Hemsley	16-17-18-19	134	483
-	-	Eddie Morris	80-81-82-83	105	483
10.	-	Al Skalecky	66-67-68	82	481
11.	9.	Will Connelly	75-76-77	82	477
12.	10.	Matt Mitchell	18-19-20-21	124	472
13.	11.	Winston Shepard	13-14-15-16	139	466
14.	12.	Trey Kell	15-16-17-18	134	461
-	-	Bob Brady	52-53-54	74	461
15.	13.	Von Jacobsen	69-70-71	78	457
16.	14.	Lorenzo Wade	07-08-09	92	448
17.	15.	Kim Goetz	78-79	54	435
18.	16.	Malik Pope	15-16-17-18	125	421
19.	17.	Tony Ross	87-88-89	85	413
20.	18.	Myron Epps	99-00-01-02	113	407

Field Goal Attempts

Rk	Name	Years	GP	FGA
1.	Brandon Heath	04-05-06-07	125	1,815
2.	Anthony Watson	83-84-85-86	110	1,576
3.	Chase Tapley	10-11-12-13	134	1,247
4.	Michael Cage	81-82-83-84	112	1,238
5.	Trey Kell	15-16-17-18	134	1,212
6.	Winston Shepard	13-14-15-16	139	1,164
7.	Jeremy Hemsley	16-17-18-19	134	1,135
8.	Steve Copp	73-74-75-76	93	1,126
9.	Eddie Morris	80-81-82-83	105	1,098
10.	Matt Mitchell	18-19-20-21	124	1,075
11.	D.J. Gay	08-09-10-11	140	1,046
12.	Will Connelly	75-76-77	82	1,020
13.	Lorenzo Wade	07-08-09	92	977
14.	Xavier Thames	12-13-14	97	949
15.	Tony Ross	87-88-89	85	933
16.	Kyle Spain	06-07-08-09	115	912
17.	Malik Pope	15-16-17-18	125	910
18.	Billy White	08-09-10-11	134	881
19.	Jamaal Franklin	11-12-13	87	857
20.	Kim Goetz	78-79	54	852

Field Goal Percentage

Rk	DI	Name	Years	FG/FGA	FG%
1.	1.	Billy White	08-09-10-11	529/881	60.0
2.	2.	Leonard Allen	82-83-84-85	396/692	57.2
3.	3.	Mitch McMullen	88-89	296/527	56.2
4.	4.	Marty Dow	90-91	309/557	55.5
5.	5.	Steve Malovic	78-79	337/609	55.3
6.	-	Danny Newport	54-55-56	379/686	55.2
7.	6.	Michael Cage	81-82-83-84	679/1,238	54.8
8.	7.	Aeric Sanders	01-02-03-04	334/619	54.0
9.	8.	Nathan Mensah	19-20-21-22	289/536	53.9

INTRODUCTION

COACHES & STAFF

PLAYERS

2021-22 REVIEW

RECORDS

HISTORY

UNIVERSITY

AZTEC BASKETBALL MEDIA GUIDE

Individual Career Records



MOUNTAIN WEST-RECORD 14-TIME CONFERENCE CHAMPIONS

10.	9.	Malcolm Thomas	10-11	298/553	53.88
11.	10.	Mike Mackell	02-03	291/543	53.6
12.	11.	Joe McNaull	91-92-93	333/627	53.1
13.	12.	Joel Kramer	74-76-77-78	406/779	52.1
14.	13.	Mike Dodd	76-77-78-79	392/758	51.7
15.	14.	Kim Goetz	78-79	435/852	51.1
16.	15.	Myron Epps	99-00-01-02	407/803	50.7
17.	16.	Jalen McDaniels	18-19	338/670	50.4
18.	17.	Marcelo Correa	97-98-99-00-01	273/546	50.0
19.	18.	Jimmy Wilkins	71-72	253/517	48.9
20.	19.	Zach Jones	81-82	323/668	48.4

15.	Brandon Heath	04-05-06-07	281/798	35.21
16.	James Rahon	11-12-13	129/368	35.05
17.	Jeremy Hemsley	16-17-18-19	153/443	34.53
18.	Matt Shrigley	14-15-16-17	138/420	32.85
19.	Trey Kell	15-16-17-18	150/485	30.92
20.	Jamaal Franklin	11-12-13	100/328	30.48

17.	15.	Kyle Spain	06-07-08-09	336/434	77.42
18.	16.	Chris McMurray	72-73	130/169	76.92
19.	17.	Chase Tapley	10-11-12-13	157/206	76.21
20.	18.	Jalen McDaniels	18-19	182/240	75.83

Three-Point Field Goals

in existence since 1986-87 season

Rk	Name	Years	GP	3FG
1.	Brandon Heath	04-05-06-07	125	281
2.	Tony Ross	87-88-89	85	270
3.	Jordan Schakel	18-19-20-21	121	225
4.	Chase Tapley	10-11-12-13	134	223
5.	D.J. Gay	08-09-10-11	140	219
6.	Matt Mitchell	18-19-20-21	124	166
7.	John Sharper	03-04-05-06	119	166
8.	Jeremy Hemsley	16-17-18-19	134	153
9.	Trey Kell	15-16-17-18	134	150
10.	Devin Watson	18-19	67	138
	Matt Shrigley	14-15-16-17	113	138
12.	Jason Richey	97-98	52	136
13.	Kyle Spain	06-07-08-09	115	130
14.	James Rahon	11-12-13	100	129
15.	Chad Nelson	94-95-96-97	112	122
16.	Xavier Thames	12-13-14	97	114
17.	Richie Williams	06-07-08-09	127	112
18.	Michael Best	89-90	56	107
19.	Al Faux	01-02	57	106
20.	Jamaal Franklin	11-12-13	87	100

Free Throws

Rk	DI	Name	Years	GP	FT
1.	1.	Michael Cage	81-82-83-84	112	488
2.	-	Tony Pinks	55-56-57	82	485
3.	-	Bob Brady	52-53-54	74	467
4.	2.	Winston Shepard	13-14-15-16	139	428
		Chad Nelson	94-95-96-97	112	415
6.	4.	Brandon Heath	04-05-06-07	125	410
7.	5.	Marcus Slaughter	04-05-06	87	388
8.	6.	Xavier Thames	12-13-14	97	372
9.	7.	Matt Mitchell	18-19-20-21	124	361
10.	-	Bernie Finlay	58-59-60	73	352
11.	8.	Jamaal Franklin	11-12-13	87	349
12.	9.	Kyle Spain	06-07-08-09	115	336
13.	10.	Trey Kell	15-16-17-18	134	331
		Anthony Watson	83-84-85-86	110	331
15.	-	Al Skalecky	66-67-68	82	309
16.	12.	Courtie Miller	90-91-92-93-94	101	302
17.	13.	Steve Copp	73-74-75-76	93	293
18.	-	Danny Newport	54-55-56	76	290
19.	14.	Myron Epps	99-00-01-02	113	274
20.	15.	Jeremy Hemsley	16-17-18-19	134	273
21.	16.	Tony Gwynn	78-79-80-81	107	245
22.	17.	Lorenzo Wade	07-08-09	92	240
23.	18.	Will Connelly	75-76-77	82	234
24.	19.	Tony Bland	02-03	63	233
25.	20.	Leonard Allen	82-83-84-85	116	227

Blocks

since 1978-79 season

Rk	Name	Years	GP	Blk.
1.	Skylar Spencer	13-14-15-16	144	303
2.	Leonard Allen	82-83-84-85	116	214
3.	Nathan Mensah	19-20-21-22	107	171
4.	Malcolm Thomas	10-11	71	127
5.	Michael Cage	81-82-83-84	112	118
6.	Joe McNaull	91-92-93	86	114
7.	Malik Pope	15-16-17-18	125	113
8.	Aerick Sanders	01-02-03-04	109	105
9.	Billy White	08-09-10-11	134	102
10.	Marcelo Correa	97-98-99-00-01	112	100
11.	Marcus Slaughter	04-05-06	87	78
12.	Lorenzo Wade	07-08-09	92	72
13.	Eddy Gordon	80-81-82-83	107	71
14.	Marty Dow	90-91	52	68
	Rodney Hawkins	86-87-88	70	68
16.	Dakarai Allen	14-15-16-17	133	66
17.	Leon Carter	95-96	57	58
18.	Marc Carter	94-95	56	55
19.	Chase Tapley	10-11-12-13	134	54
20.	Valentine Izundu	17	30	53

Steals

since 1978-79 season

Rk	Name	Years	GP	Steals
1.	Richie Williams	06-07-08-09	127	246
2.	Brandon Heath	04-05-06	125	217
3.	Anthony Watson	83-84-85-86	110	192
4.	Chase Tapley	10-11-12-13	134	187
5.	Chad Nelson	94-95-96-97	112	175
6.	Billy White	08-09-10-11	134	149
7.	Tony Gwynn	78-79-80-81	107	141
8.	Kyle Spain	06-07-08-09	115	137
9.	Eddie Morris	80-81-82-83	105	131
10.	Matt Mitchell	18-19-20-21	124	129
11.	Trey Kell	15-16-17-18	134	126
	D.J. Gay	08-09-10-11	140	126
	Matt Watts	98-99	53	126
	Michael Best	89-90	56	126
	Michael Cage	81-82-83-84	112	126
16.	Lorenzo Wade	07-08-09	92	125
17.	Dakarai Allen	14-15-16-17	133	121
18.	Xavier Thames	12-13-14	97	120
19.	Deandre Moore	01-02-03	88	114
20.	Eddy Gordon	80-81-82-83	107	111

Three-Point Field Goal Attempts

in existence since 1986-87 season

Rk	Name	Years	GP	3FGA
1.	Brandon Heath	04-05-06-07	125	798
2.	D.J. Gay	08-09-10-11	140	607
3.	Tony Ross	87-88-89	85	589
4.	Chase Tapley	10-11-12-13	134	565
5.	Jordan Schakel	18-19-20-21	121	527
6.	Trey Kell	15-16-17-18	134	485
7.	Matt Mitchell	18-19-20-21	124	469
8.	Jeremy Hemsley	16-17-18-19	134	443
9.	Matt Shrigley	14-15-16-17	113	420
10.	John Sharper	03-04-05-06	119	412
11.	Jason Richey	97-98	52	381
12.	James Rahon	11-12-13	100	368
13.	Devin Watson	18-19	67	359
14.	Chad Nelson	94-95-96-97	112	337
15.	Kyle Spain	06-07-08-09	115	332
16.	Jamaal Franklin	11-12-13	87	328
17.	Xavier Thames	12-13-14	97	320
18.	Richie Williams	06-07-08-09	127	303
19.	Michael Best	89-90	56	292
20.	David Abramowitz	99-00-01	79	284

Free Throw Attempts

DI	Name	Years	GP	FTA
1.	Michael Cage	81-82-83-84	112	667
2.	Winston Shepard	13-14-15-16	139	653
3.	Marcus Slaughter	04-05-06	87	530
4.	Brandon Heath	04-05-06-07	125	524
5.	Chad Nelson	94-95-96-97	112	519
6.	Trey Kell	15-16-17-18	134	468
7.	Myron Epps	99-00-01-02	113	466
8.	Matt Mitchell	18-19-20-21	124	449
9.	Jamaal Franklin	11-12-13	87	446
	Anthony Watson	83-84-85-86	110	446
11.	Xavier Thames	12-13-14	97	443
12.	Steve Copp	73-74-75-76	93	439
13.	Kyle Spain	06-07-08-09	115	434
14.	Jeremy Hemsley	16-17-18-19	134	406
15.	Courtie Miller	90-91-92-93-94	101	398
16.	Will Connelly	75-76-77	82	376
17.	Leonard Allen	82-83-84-85	116	369
18.	Mitch McMullen	88-89	58	356
19.	Lorenzo Wade	07-08-09	92	341
20.	Tony Bland	02-03	63	340

Games Played

Rk	DI	Name	Years	GP
1.	1.	Skylar Spencer	13-14-15-16	144
2.	2.	D.J. Gay	08-09-10-11	140
3.	3.	Winston Shepard	13-14-15-16	139
4.	4.	Jeremy Hemsley	16-17-18-19	134
		Trey Kell	15-16-17-18	134
		Chase Tapley	10-11-12-13	134
		Billy White	08-09-10-11	134
8.	8.	Dakarai Allen	14-15-16-17	133
9.	9.	Richie Williams	06-07-08-09	127
10.	10.	Malik Pope	15-16-17-18	125
		Brandon Heath	04-05-06-07	125
12.	12.	Matt Mitchell	18-19-20-21	124
13.	13.	Matt Thomas	05-06-07-08-09	124
14.	14.	Jordan Schakel	18-19-20-21	121
15.	15.	John Sharper	03-04-05-06	119
16.	16.	Adam Seiko	19-20-21-22	117
17.	17.	Leonard Allen	82-83-84-85	116
18.	18.	Kyle Spain	06-07-08-09	115
19.	19.	Matt Shrigley	14-15-16-17	113
		Myron Epps	99-00-01-02	113
		Berry Randle	93-94-95-96	113

Free Throw Percentage

min. 100 career free throws

Rk	DI	Name	Years	FT/FTA	FT%
1.	1.	Jordan Schakel	18-19-20-21	147/169	86.98
2.	2.	Malachi Flynn	20	120/140	85.71
3.	3.	Kim Goetz	78-79	135/158	85.44
4.	-	Mike Spigler	69-70	112/134	83.58
5.	4.	Xavier Thames	12-13-14	372/449	82.85
6.	5.	Steve Malovic	78-79	164/199	82.41
7.	6.	Mohamed Abukar	06-07	186/226	82.30
8.	7.	Jason Richey	97-98	218/271	80.44
9.	8.	Matt Mitchell	18-19-20-21	361/449	80.40
10.	9.	Tony Ross	87-88-89	163/203	80.30
11.	10.	Chad Nelson	94-95-96-97	415/519	79.96
12.	11.	Jamaal Franklin	11-12-13	349/446	78.25
13.	12.	Brandon Heath	04-05-06-07	410/524	78.24
14.	13.	Matt Bradley	22	113/145	77.93
15.	14.	Mike Dodd	76-77-78-79	144/185	77.84
16.	-	Bernie Finlay	58-59-60	352/453	77.70

Three-Point Field Goal Percentage

min. 100 career three-point field goals

Rk	Name	Years	3FG/3FGA	3FG%
1.	Tony Ross	87-88-89	270/589	45.84
2.	Jordan Schakel	18-19-20-21	225/527	42.69
3.	Al Faux	01-02	106/256	41.41
4.	John Sharper	03-04-05-06	166/412	40.29
5.	Chase Tapley	10-11-12-13	223/565	39.47
6.	Kyle Spain	06-07-08-09	130/332	39.16
7.	Devin Watson	18-19	138/359	38.44
8.	Richie Williams	06-07-08-09	112/303	36.96
9.	Michael Best	89-90	107/292	36.64
10.	Chad Nelson	94-95-96-97	122/337	36.20
11.	D.J. Gay	08-09-10-11	219/607	36.08
12.	Jason Richey	97-98	136/381	35.69
13.	Xavier Thames	12-13-14	114/320	35.62
14.	Matt Mitchell	18-19-20-21	166/469	35.39

Individual Career Records



MOUNTAIN WEST-RECORD 14-TIME CONFERENCE CHAMPIONS

Games Started

Rk	Name	Years	since 1978-79	
			GP	GS
1.	Billy White	08-09-10-11	134	124
2.	D.J. Gay	08-09-10-11	140	120
	Brandon Heath	04-05-06-07	125	120
4.	Chase Tapley	10-11-12-13	134	114
5.	Trey Kell	15-16-17-18	134	112
	Michael Cage	81-82-83-84	112	112
7.	Leonard Allen	82-83-84-85	116	110
8.	Richie Williams	06-07-08-09	127	109
9.	Matt Mitchell	18-19-20-21	124	108
10.	JJ O'Brien	13-14-15	105	104
11.	Chad Nelson	94-95-96-97	112	103
12.	Skylar Spencer	13-14-15	144	102
13.	Winston Shepard	13-14-15	139	101
14.	Jeremy Hemsley	16-17-18-19	134	95
	Kyle Spain	06-07-08-09	115	95
16.	Anthony Watson	83-84-85-86	110	93
17.	Nathan Mensah	19-20-21-22	107	92
18.	Xavier Thames	12-13-14	97	91
	Marcelo Correa	97-98-99-00-01	112	91
20.	Myron Epps	99-00-01-02	113	81

Consecutive Games Started

Rk	Name	Years	since 1980-81 season	
			GP	CGS
1.	Michael Cage	81-82-83-84	112	112
2.	Chad Nelson	94-95-96-97	112	103
3.	Brandon Heath	04-05-06-07	125	85
4.	Skylar Spencer	13-14-15-16	144	76
5.	D.J. Gay	08-09-10-11	140	71
6.	Leonard Allen	82-83-84-85	116	70
7.	Malcolm Thomas	10-11	71	68
8.	Devin Watson	2018-19	67	67
9.	Trey Kell	15-16-17	106	66
10.	Kawhi Leonard	10-11	70	64
11.	Winston Shepard	13-14-15-16	139	62
	JJ O'Brien	13-14-15	105	62
13.	Randy Holcomb	01-02	61	61
14.	Matt Mitchell	18-19-20-21	124	60
	Aerick Sanders	01-02-03-04	109	60
16.	Trey Pulliam	20-21-22	91	59
17.	Myron Epps	99-00-01-02	113	58
18.	Chris Walters	1993-94	57	57
	Joe McNaull	91-92-93	86	57
20.	Nathan Mensah	19-20-21-22	107	*55
	Jamaal Franklin	11-12-13	87	55
	Kevin Betts	97-98	55	55
	Anthony Watson	83-84-85-86	110	55

* - active streak

Minutes Played

Rk	Name	Years	since 1978-79 season	
			GP	Min.
1.	Brandon Heath	04-05-06-07	125	4,275
2.	Michael Cage	81-82-83-84	112	4,262
3.	D.J. Gay	08-09-10-11	140	4,222
4.	Chase Tapley	10-11-12-13	134	3,813
5.	Richie Williams	06-07-08-09	127	3,780
6.	Chad Nelson	94-95-96-97	103	3,692
7.	Trey Kell	15-16-17-18	134	3,640
8.	Jeremy Hemsley	16-17-18-19	134	3,632
9.	Winston Shepard	13-14-15-16	139	3,583
10.	Billy White	08-09-10-11	134	3,532
11.	Matt Mitchell	18-19-20-21	124	3,340
12.	Anthony Watson	83-84-85-86	110	3,330
13.	Leonard Allen	82-83-84-85	116	3,191
14.	Skylar Spencer	13-14-15-16	144	3,100
15.	JJ O'Brien	13-14-15	105	3,077
16.	Xavier Thames	12-13-14	97	3,035
17.	Myron Epps	99-00-01-02	113	2,971
18.	Kyle Spain	06-07-08-09	115	2,948
19.	Lorenzo Wade	07-08-09	92	2,911
20.	Jordan Schakel	18-19-20-21	121	2,771

Efficiency Points

Rk	Name	Years	since 1978-79 season		
			GP	Eff. Pts.	
1.	Michael Cage	81-82-83-84	112	2,534	
2.	Brandon Heath	04-05-06-07	125	1,652	
3.	Billy White	08-09-10-11	134	1,635	
4.	Chase Tapley	10-11-12-13	134	1,574	
5.	Marcus Slaughter	04-05-06	87	1,495	
6.	Matt Mitchell	18-19-20-21	124	1,485	
7.	Steve Copp	73-74-75-76	93	1,450	
8.	Joel Kramer	74-76-77-78	99	1,407	
9.	Leonard Allen	82-83-84-85	116	1,395	
10.	Chad Nelson	94-95-96-97	112	1,351	
11.	Winston Shepard	13-14-15-16	139	1,343	
12.	Anthony Watson	83-84-85-86	110	1,337	
13.	Kawhi Leonard	10-11	70	1,322	
14.	Malik Pope	15-16-17-18	125	1,311	
15.	Kyle Spain	06-07-08	115	1,308	
16.	Trey Kell	15-16-17-18	134	1,302	
17.	Aerick Sanders	01-02-03-04	109	1,276	
18.	Jamaal Franklin	11-12-13	87	1,282	
19.	Skylar Spencer	13-14-15-16	144	1,252	
20.	Lorenzo Wade	07-08-09	92	1,244	

Efficiency Average

Rk	Name	Years	min. 50 games; since 1978-79 season	
			GP	EPG
1.	Michael Cage	81-82-83-84	112	22.63
2.	Steve Malovic	78-79	55	20.67
3.	Kawhi Leonard	10-11	70	18.89
4.	Marty Dow	90-91	52	17.52
5.	Marcus Slaughter	04-05-06	87	17.18
6.	Jalen McDaniels	18-19	67	16.54
7.	Malcolm Thomas	10-11	71	16.24
8.	Kim Goetz	78-79	54	16.09
9.	Steve Copp	73-74-75-76	93	15.59
10.	Randy Holcomb	01-02	61	15.34
11.	Will Connelly	75-76-77	82	14.83
12.	Jamaal Franklin	11-12-13	87	14.74
13.	Jason Richey	97-98	52	14.40
14.	Joel Kramer	74-76-77-78	99	14.21
15.	Mohamed Abukar	06-07	54	14.20
16.	Leon Carter	95-96	57	13.82
17.	Mitch McMullen	88-89	58	13.78
18.	Lorenzo Wade	07-08-09	92	13.52
19.	Tony Bland	02-03	63	13.27
20.	Brandon Heath	04-05-06-07	125	13.22

Points-Rebounds-Assists

Rk	Name	Years	since 1972-73 season	
			GP	PRA
1.	Michael Cage	81-82-83-84	112	3,261
2.	Brandon Heath	04-05-06-07	125	3,002
3.	Anthony Watson	83-84-85-86	110	2,453
4.	Winston Shepard	13-14-15-16	139	2,424
5.	Matt Mitchell	18-19-20-21	124	2,259
6.	Trey Kell	15-16-17-18	134	2,241
7.	Chase Tapley	10-11-12-13	134	2,238
8.	Steve Copp	73-74-75-76	93	2,215
9.	Marcus Slaughter	04-05-06	87	2,099
10.	Billy White	08-09-10-11	134	2,069
11.	Chad Nelson	94-95-96-97	112	2,007
12.	Jeremy Hemsley	16-17-18-19	134	2,000
13.	Kyle Spain	06-07-08-09	115	1,959
14.	Jamaal Franklin	11-12-13	87	1,952
15.	Lorenzo Wade	07-08-09	92	1,918
16.	Will Connelly	75-76-77	82	1,901
17.	Malik Pope	15-16-17-18	124	1,869
18.	Kawhi Leonard	10-11	70	1,862
19.	Xavier Thames	12-13-14	97	1,833
20.	Joel Kramer	74-76-77-78	99	1,822

Key

For the purposes of this book, anytime a season is listed as one year, the back half of the season is designated. (e.g. 1989-90 is 90).
Efficiency Rating - ((PTS + REB + AST + STL + BLK) / ((FGA - FGM) + (FIA - FIM) + TO)) / G.

Victories

Rk	Name	Years	since 1975-76	
			GP	Wins
1.	Skylar Spencer	13-14-15-16	144	109
2.	D.J. Gay	08-09-10-11	140	105
3.	Winston Shepard	13-14-15-16	139	104
4.	Chase Tapley	10-11-12-13	134	103
5.	Billy White	08-09-10-11	134	101
6.	Dakarai Allen	14-15-16-17	133	99
7.	Matt Mitchell	18-19-20-21	124	96
8.	Trey Kell	15-16-17-18	134	92
9.	Adam Seiko	19-20-21-22	117	90
	Jordan Schakel	18-19-20-21	121	90
10.	Jeremy Hemsley	16-17-18-19	134	87
11.	Malik Pope	15-16-17-18	125	86
12.	Matt Shrigley	14-15-16-17	113	85
	Tim Shelton	08-09-10-11-12	109	85
	Richie Williams	06-07-08-09	127	85
15.	JJ O'Brien	13-14-15	105	80
	Kyle Spain	06-07-08-09	115	80
17.	James Rahon	11-12-13	100	78
18.	Leonard Allen	82-83-84-85	116	76
19.	Trey Pulliam	20-21-22	91	75
	Xavier Thames	12-13-14	97	75

Conference Victories

Rk	Name	Years	since 1975-76	
			CGP	Wins
1.	Winston Shepard	13-14-15-16	70	55
	Skylar Spencer	13-14-15-16	70	55
3.	Adam Seiko	19-20-21-22	65	51
4.	Dakarai Allen	14-15-16-17	68	51
5.	Matt Mitchell	18-19-20-21	66	50
6.	Matt Shrigley	14-15-16-17	64	49
7.	Trey Kell	15-16-17-18	68	48
	Malik Pope	15-16-17-18	67	48
9.	Jordan Schakel	18-19-20-21	63	47
10.	Jeremy Hemsley	16-17-18-19	69	45
	D.J. Gay	08-09-10-11	64	45
12.	Trey Pulliam	20-21-22	51	43
	Billy White	08-09-10-11	56	43
14.	Chase Tapley	10-11-12-13	59	41
15.	Aquek Arop	19-20-21-22	54	40
	Nathan Mensah	19-20-21-22	54	40
17.	JJ O'Brien	13-14-15	51	39
	Richie Williams	06-07-08-09	60	39
19.	Kyle Spain	06-07-08-09	51	36
	Leonard Allen	82-83-84-85	64	36

Win Shares

Rk	Name	Years	since 1995-96	
			CGP	WS
1.	Billy White	08-09-10-11	134	18.4
2.	Chase Tapley	10-11-12-13	134	17.1
3.	Nathan Mensah	19-20-21-22	107	14.0
4.	Matt Mitchell	18-19-20-21	124	13.7
5.	Jordan Schakel	18-19-20-21	121	13.2
6.	Xavier Thames	12-13-14	97	13.1
7.	Brandon Heath	04-05-06-07	125	12.5
8.	Trey Kell	15-16-17-18	134	12.4
9.	Kyle Spain	06-07-08-09	115	12.2
10.	Skylar Spencer	13-14-15-16	144	12.0
11.	Kawhi Leonard	10-11	70	11.8

INTRODUCTION
 COACHES & STAFF
 PLAYERS
 2021-22 REVIEW
 RECORDS
 HISTORY
 UNIVERSITY
 AZTEC BASKETBALL MEDIA GUIDE

Div. 1 Freshman Season Records



MOUNTAIN WEST-RECORD 14-TIME CONFERENCE CHAMPIONS

Points

Rk	Name	Points	Year
1.	Tony Ross	455	1987
2.	Jeremy Hemsley	443	2016
3.	Kawhi Leonard	433	2010
4.	Brandon Heath	413	2004
5.	Matt Mitchell	346	2018
6.	Jalen McDaniels	345	2018
7.	Eddy Gordon	345	1980
8.	Presnell Gilbert	338	1977
9.	Anthony Watson	319	1983
9.	Eddie Morris	319	1980

Scoring Average

Rk	Name	PPG	Year
1.	Tony Ross	16.3	1987
2.	Presnell Gilbert	15.4	1977
3.	Brandon Heath	13.8	2004
4.	Eddie Morris	13.3	1980
5.	Eddy Gordon	12.8	1980
6.	Kawhi Leonard	12.7	2010
7.	Jeremy Hemsley	12.0	2016
8.	Myron Epps	11.8	1999
9.	Anthony Watson	11.4	1983
10.	Michael Cage	10.9	1981

Rebounds

Rk	Name	Rebounds	Year
1.	Michael Cage	355	1981
2.	Kawhi Leonard	336	2010
3.	Jalen McDaniels	248	2018
4.	Eddy Gordon	239	1980
5.	Zylan Cheatham	205	2016
6.	Marcus Slaughter	204	2004
7.	Billy White	195	2008
8.	Nathan Mensah	187	2019
9.	Steve Copp	173	1973
10.	Tim Shelton	161	2009

Rebound Average

Rk	Name	RPG	Year
1.	Michael Cage	13.1	1981
2.	Kawhi Leonard	9.9	2010
3.	Eddy Gordon	8.9	1980
4.	Jalen McDaniels	7.5	2018
5.	Marcus Slaughter	6.8	2004
6.	Steve Copp	6.7	1973
7.	Presnell Gilbert	6.5	1977
8.	Billy White	5.9	2008
9.	Kyle Spain	5.6	2006
10.	Myron Epps	5.6	1999

Assists

Rk	Name	Assists	Year
1.	Raymond King	150	1996
2.	Richie Williams	127	2006
3.	Mark Delsman	120	1974
4.	Bradley Jackson	101	2000
5.	Jason Hamilton	97	1993
6.	Chad Nelson	90	1994
7.	Anthony Watson	85	1983
8.	Tracy Dildy	73	1986
9.	Chase Tapley	72	2010
10.	Jeremy Hemsley	68	2016

Assist Average

Rk	Name	APG	Year
1.	Raymond King	5.2	1996
2.	Mark Delsman	4.6	1974
3.	Richie Williams	3.8	2006
4.	Jason Hamilton	3.7	1993
5.	Bradley Jackson	3.6	2000
6.	Chad Nelson	3.2	1994
7.	Anthony Watson	3.0	1983
8.	Tracy Dildy	2.5	1986
9.	David Abramowitz	2.3	1999
10.	Chase Tapley	2.2	2010

Blocks

Rk	Name	Blocks	Year
1.	Skylar Spencer	51	2013
2.	Leonard Allen	45	1982
3.	Eddy Gordon	43	1980
4.	Nathan Mensah	39	2019
5.	Joe McNaull	32	1991
6.	Zylan Cheatham	26	2016
7.	Billy White	25	2008
8.	Evan Burns	25	2003
9.	Malik Pope	24	2015
10.	Kawhi Leonard	24	2010

Steals

Rk	Name	Steals	Year
1.	Raymond King	63	1996
2.	Richie Williams	58	2006
3.	Jason Hamilton	55	1993
4.	Kawhi Leonard	47	2010
5.	Billy White	47	2008
6.	Brandon Heath	41	2004
7.	Tracy Dildy	40	1986
8.	Bradley Jackson	38	2000
9.	Chase Tapley	37	2010
10.	Matt Mitchell	36	2018
11.	Chad Nelson	36	1994

Field Goals

Rk	Name	FG	Year
1.	Kawhi Leonard	166	2010
2.	Tony Ross	152	1987
3.	Eddy Gordon	149	1980
4.	Presnell Gilbert	148	1977
5.	Jeremy Hemsley	147	2016
6.	Brandon Heath	144	2004
7.	Eddie Morris	144	1980
8.	Anthony Watson	132	1983
9.	Jalen McDaniels	126	2018
10.	Billy White	118	2008

Field Goal Attempts

Rk	Name	FGA	Year
1.	Brandon Heath	368	2004
2.	Kawhi Leonard	365	2010
3.	Tony Ross	364	1987
4.	Jeremy Hemsley	342	2016
5.	Eddie Morris	326	1980
6.	Presnell Gilbert	321	1977
7.	Anthony Watson	320	1983
8.	Eddy Gordon	312	1980
9.	Matt Mitchell	258	2018
10.	Myron Epps	241	1999

Field Goal Percentage

Rk	Name	Pct.	Year
1.	Billy White	61.5	2008
2.	Jalen McDaniels	58.6	2018
3.	Michael Cage	55.8	1981
4.	Zylan Cheatham	52.8	2016
5.	Tim Shelton	50.2	2009
6.	Chase Tapley	50.0	2010
7.	Kyle Spain	49.5	2006
8.	Evan Burns	49.2	2003
9.	Myron Epps	48.1	1999
10.	Eddy Gordon	47.8	1980

Three-Point Field Goals

Rk	Name	3FGs	Year
1.	Tony Ross	104	1987
2.	Matt Mitchell	49	2018
3.	Brandon Heath	48	2004
4.	Steve Sir	46	2003
5.	D.J. Gay	45	2008
6.	Jeremy Hemsley	42	2016
7.	Matt Shrigley	40	2014

8.	Chase Tapley	35	2010
9.	David Abramowitz	29	1999
10.	Jason Hamilton	28	1993

Three-Point Field Goal Attempts

Rk	Name	3FGA	Year
1.	Tony Ross	223	1987
2.	Brandon Heath	160	2004
3.	Matt Mitchell	137	2018
4.	D.J. Gay	121	2008
5.	Jeremy Hemsley	118	2016
6.	Steve Sir	114	2003
7.	Matt Shrigley	113	2014
8.	Chase Tapley	93	2010
9.	David Abramowitz	87	1999
10.	Robert Ringo	84	1992

Three-Point Field Goal Pct.

Rk	Name	Pct.	Year
1.	Jason Hamilton	50.0	1993
2.	Chad Nelson	46.7	1994
3.	Tony Ross	46.6	1987
4.	Steve Sir	40.4	2003
5.	Chase Tapley	37.6	2010
6.	D.J. Gay	37.2	2008
7.	Matt Mitchell	35.8	2018
8.	Jeremy Hemsley	35.6	2016
9.	Matt Shrigley	35.4	2014
10.	Jordan Schakel	34.6	2018

Free Throws

Rk	Name	FT	Year
1.	Zylan Cheatham	111	2016
2.	Jeremy Hemsley	107	2016
3.	Jalen McDaniels	89	2018
4.	Kawhi Leonard	85	2010
5.	Brandon Heath	77	2004
6.	Myron Epps	76	1999
7.	Steve Copp	76	1973
8.	Matt Mitchell	65	2018
9.	Matt Thomas	65	2005
10.	Michael Cage	65	1981

Free Throw Attempts

Rk	Name	FTA	Year
1.	Zylan Cheatham	155	2016
2.	Myron Epps	147	1999
3.	Jeremy Hemsley	141	2016
4.	Kawhi Leonard	117	2010
5.	Jalen McDaniels	113	2018
6.	Steve Copp	113	1973
7.	Brandon Heath	110	2004
8.	Vincent Okotie	96	1999
9.	Matt Thomas	95	2005
10.	Kyle Spain	92	2006

Free Throw Percentage

Rk	Name	Pct.	Year
1.	Jalen McDaniels	78.8	2018
2.	Matt Mitchell	76.5	2018
3.	Jeremy Hemsley	75.9	2016
4.	Michael Cage	75.6	1981
5.	Bradley Jackson	74.0	2000
6.	Chad Nelson	73.2	1994
7.	Kawhi Leonard	72.6	2010
8.	Marcus Slaughter	72.4	2004
9.	Zylan Cheatham	71.6	2016
10.	Richie Williams	71.6	2006

Minutes Played

Rk	Name	Min.	Year
1.	Kawhi Leonard	1,064	2010
2.	Michael Cage	1,031	1981
3.	Raymond King	1,016	1996
4.	Jeremy Hemsley	1,014	2016
5.	Billy White	946	2008
6.	Richie Williams	935	2006
7.	Brandon Heath	897	2004
8.	Matt Mitchell	874	2018
9.	Jason Hamilton	874	1993
10.	Bradley Jackson	830	2000

Efficiency Points

Rk	Name	Points	Year
1.	Kawhi Leonard	597	2010
2.	Michael Cage	537	1981
3.	Jalen McDaniels	519	2018
4.	Eddy Gordon	453	1980
5.	Billy White	429	2008
6.	Zylan Cheatham	390	2016
7.	Marcus Slaughter	360	2004
8.	Matt Mitchell	350	2018
9.	Nathan Mensah	343	2019
10.	Jeremy Hemsley	339	2016

Efficiency Average

Rk	Name	EPG	Year
1.	Michael Cage	19.89	1981
2.	Kawhi Leonard	17.55	2010
3.	Eddy Gordon	16.78	1980
4.	Jalen McDaniels	15.73	2018
5.	Billy White	13.00	2008
6.	Marcus Slaughter	12.00	2004
7.	Evan Burns	11.69	2003
8.	Kyle Spain	11.43	2006
9.	Matt Mitchell	10.61	2018
10.	Jason Hamilton	10.42	1993

Points-Rebs.-Assists (PRA)

Rk	Name	PRA	Year
1.	Kawhi Leonard	834	2010
2.	Michael Cage	661	1981
3.	Eddy Gordon	630	1980
4.	Jalen McDaniels	622	2018
5.	Jeremy Hemsley	600	2016
6.	Tony Ross	551	1987
7.	Brandon Heath	546	2004
8.	Zylan Cheatham	541	2016
9.	Matt Mitchell	534	2018
10.	Presnell Gilbert	516	1977

PRA Average

Rk	Name	PRAPG	Year
1.	Kawhi Leonard	24.53	2010
2.	Michael Cage	24.48	1981
3.	Presnell Gilbert	23.45	1977
4.	Eddy Gordon	23.33	1980
5.	Tony Ross	19.68	1987
6.	Jalen McDaniels	18.85	2018
7.	Steve Copp	18.31	1973
8.	Brandon Heath	18.20	2004
9.	Eddie Morris	18.08	1980
10.	Myron Epps	17.96	1999

Key

For the purposes of this book, anytime a season is listed as one year, the back half of the season is designated. (e.g. 1989-90 is 90).

Efficiency Rating - ((PTS + REB + AST + STL + BLK) - ((FGA - FGM) + (FTA - FTM) + TO)) / G.

Mountain West Records



MOUNTAIN WEST-RECORD 14-TIME CONFERENCE CHAMPIONS

Team Single-Game

Points

Most Points

- 98 vs. Wyoming (98-71), Jan. 30, 2021
- 98 at Air Force (98-61), Jan. 22, 2021
- 98 at TCU (98-92, ot), March 3, 2012
- 97 vs. New Mexico (97-77), Jan. 15, 2019
- 97 vs. Colorado State (97-78), Jan. 24, 2018
- 96 vs. Wyoming (96-57), Jan. 29, 2011

Most Points/Both Teams

- 191 at Colorado State (89-102), March 3, 2003
- 190 at TCU (98-82, ot), March 3, 2012
- 190 at Brigham Young (90-100), Feb. 22, 2006
- 184 vs. UNLV (91-93), Feb. 12, 2005
- 181 at Colorado State (88-93), Feb. 19, 2005

Fewest Points Game

- 38 at Utah (38-86), Feb. 11, 1999
- 39 at Utah (39-58), Jan. 15, 2001
- 41 vs. Utah (41-61), Feb. 5, 2005
- 43 at Air Force (43-46), March 8, 2008
- 43 vs. Air Force (43-57), Jan. 31, 2004

Fewest Points/Both Teams

- 79 vs. Boise State (37-42), Jan. 22, 2022
- 87 vs. Air Force (49-38), Feb. 6, 2008
- 89 vs. Air Force (51-38), March 1, 2017
- 89 vs. New Mexico (55-34), Jan. 26, 2013
- 89 at Air Force (43-46), March 8, 2008

Fewest Points Allowed

- 34 vs. New Mexico (55-34), Jan. 26, 2013
- 34 vs. Air Force (65-34), Feb. 7, 2009
- 38 vs. Air Force (51-38), March 1, 2017
- 38 vs. Air Force (49-38), Feb. 6, 2008
- 41 vs. Wyoming (67-41), Feb. 11, 2015
- 41 vs. Air Force (62-41), Feb. 6, 2007

Most Points Allowed

- 102 at Colorado State (89-102), March 3, 2003
- 101 at Wyoming (66-101), Feb. 3, 2001
- 100 at Brigham Young (90-100), Feb. 22, 2006
- 93 at Colorado State (88-93, ot), Feb. 19, 2005
- 93 vs. UNLV (91-93, ot), Feb. 12, 2005

Largest Margin of Victory

- 39 vs. Wyoming (96-57), Jan. 29, 2011
- 38 vs. UNLV (94-56), Feb. 17, 2018
- 37 at Air Force (98-61), Jan. 22, 2021
- 36 vs. San José State (85-49), Jan. 9, 2018
- 36 vs. UNLV (92-56), March 5, 2016

Largest Margin of Defeat

- 35 at Wyoming (66-101), Feb. 3, 2001
- 29 at Brigham Young (50-79), Jan. 13, 2001
- 29 at New Mexico (49-78), Feb. 26, 2000
- 28 at Nevada (81-53), March 9, 2019
- 28 vs. Colorado State (46-74), Feb. 12, 2000
- 28 at UNLV (55-83), Jan. 22, 2000

Rebounding

Game

- 55 at UNLV (62-55), Jan. 1, 2022
- 54 vs. San José State (85-54), Feb. 8, 2021
- 52 vs. UNLV (92-56), March 5, 2016
- 50 vs. Wyoming (67-55), Dec. 30, 2015
- 50 at TCU (98-92, ot), March 3, 2012
- 50 at Air Force (70-58), Feb. 19, 2011
- 50 vs. Utah (85-53), Feb. 8, 2011
- 50 at New Mexico (81-74, ot), Feb. 20, 2007

Margin

- +24 (54-30) vs. San José State (85-24), Feb. 8, 2021
- +24 (42-18) at Air Force (91-59), Jan. 24, 2021
- +24 (50-26) vs. Wyoming (67-55), Dec. 30, 2015
- +23 (50-27) at Air Force (70-58), Feb. 19, 2011
- +21 (38-17) at Air Force (98-61), Jan. 22, 2021
- +21 (44-23) at TCU (76-57), Jan. 18, 2006

Field Goal Shooting

Most Field Goals

- 38 vs. New Mexico (97-77), Jan. 15, 2019
- 36 vs. Wyoming (87-57), Jan. 28, 2021

- 36 at Air Force (98-61), Jan. 22, 2021
- 36 vs. UNLV (94-56), Feb. 17, 2018
- 35 vs. Colorado State (97-78), Jan. 24, 2018
- 35 vs. San José State (85-49), Jan. 9, 2018
- 35 vs. Wyoming (96-57), Jan. 29, 2011

Most Field Goals Attempted

- 90 at Colorado State (82-92, 2ot), Jan. 24, 2004
- 83 vs. Wyoming (85-88), Jan. 21, 2002
- 73 vs. San José State (77-55), Feb. 10, 2021
- 72 at UNLV (70-72), Feb. 16, 2013
- 72 at Brigham Young (90-100), Feb. 22, 2006

Highest Field Goal Percentage

- 68.2 (30-of-44) vs. Wyoming (79-51), Feb. 19, 2013
- 63.8 (30-of-47) at Colorado State (85-81), Feb. 4, 2006
- 62.5 (25-of-40) vs. Air Force (76-65), Feb. 12, 2022
- 61.4 (27-of-44) vs. Air Force (67-53), Feb. 22, 2003
- 61.0 (25-of-41) at Fresno State (75-57), Feb. 20, 2021
- 61.0 (25-of-41) vs. Colorado State (78-73), March 3, 2001

Free Throw Shooting

Most Free Throws Made

- 33 vs. UNLV (91-93, ot), Feb. 12, 2005
- 31 vs. Wyoming (91-72), March 1, 2006
- 31 vs. UNLV (83-67), Jan. 14, 2006
- 28 vs. Wyoming (77-68), Jan. 31, 2017
- 28 at TCU (98-92, ot), March 3, 2012
- 28 vs. New Mexico (81-76), Jan. 21, 2009

Most Free Throws Attempted

- 46 at Air Force (61-44), Jan. 3, 2009
- 42 at Wyoming (86-73), March 1, 2003
- 41 vs. Fresno State (68-60), Jan. 15, 2014
- 40 vs. UNLV (91-93, ot), Feb. 12, 2005
- 39 vs. Wyoming (77-68), Jan. 31, 2017
- 39 vs. New Mexico (81-76), Jan. 21, 2009
- 39 vs. Wyoming (91-72), March 1, 2006

Highest Free-Throw Percentage (min. 12 FTA)

- 100.0 (12-of-12) at Air Force (63-48), Jan. 11, 2003
- 94.7 (18-of-19) vs. Colorado State (66-48), March 5, 2011
- 94.4 (17-of-18) at Nevada (83-76), Feb. 29, 2020
- 93.8 (15-of-16) vs. Brigham Young (66-69), Feb. 12, 2001
- 93.3 (14-of-15) at Wyoming (72-52), Jan. 8, 2020
- 93.3 (14-of-15) at UNLV (64-51), Jan. 17, 2017
- 92.9 (13-of-14) at Fresno State (64-55), Jan. 14, 2020

Three-Point Field Goals

Most Three-Point Field Goals

- 17 vs. Wyoming (96-57), Jan. 29, 2011
- 16 at Air Force (91-59), Jan. 24, 2021
- 15 at New Mexico (85-57), Jan. 29, 2020
- 14 vs. Colorado State (78-65), Jan. 4, 2021
- 14 vs. Colorado State (67-70), Jan. 2, 2021
- 14 vs. Utah State (80-68), Feb. 1, 2020
- 14 at Air Force (89-74), Feb. 8, 2020
- 14 vs. San José State (84-65), March 2, 2019

Most Three-Point Field Goals Attempted

- 35 at Nevada (69-72), Jan. 4, 2017
- 35 vs. Air Force (70-61), Feb. 13, 2016
- 34 at San José State (71-59), Feb. 24, 2018
- 33 vs. San José State (84-65), March 2, 2019
- 33 vs. Wyoming (96-57), Jan. 29, 2011
- 33 at New Mexico (85-57), Jan. 29, 2020
- 33 vs. Colorado State (66-60), Feb. 25, 2020

Highest Three-Point FG Percentage

- 69.2 (9-of-13) vs. New Mexico (75-69), Jan. 25, 2006
- 66.7 (8-of-12) at Fresno State (75-57), Feb. 20, 2021
- 62.5 (5-of-8) at Boise State (67-66), Feb. 5, 2014
- 62.5 (5-of-8) vs. New Mexico (68-62), Feb. 16, 2011
- 60.0 (9-of-15) at New Mexico (83-56), March 1, 2016
- 60.0 (9-of-15) at Fresno State (82-67), March 1, 2014
- 60.0 (9-of-15) at Colorado State (85-81), Feb. 4, 2006
- 60.0 (3-of-5) vs. Air Force (67-53), Feb. 22, 2003

Other Statistics

Most Assists

- 30 vs. New Mexico (97-77), Jan. 15, 2019

Most Turnovers

- 28 vs. UNLV (79-80), Jan. 26, 2002

Fewest Turnovers

- 4 vs. Nevada (73-58), Feb. 8, 2014; at Colorado State (65-56), Feb. 1, 2014; vs. Fresno State (68-60), Jan. 15, 2014; vs. Utah (85-53), Feb. 8, 2011

Most Blocked Shots

- 11 vs. Wyoming (96-57), Jan. 29, 2011
- 11 vs. Wyoming (85-88), Jan. 21, 2002

Most Steals

- 15 at Air Force (98-61), Jan. 22, 2021
- 15 vs. Wyoming (81-88, ot), Jan. 22, 2005

Individual Single-Game

Points

- 37, Brandon Heath at UNLV, Jan. 15, 2005
- 36, Malachi Flynn at Nevada, Jan. 29, 2020
- 35, Jamaal Franklin at TCU, March 3, 2012
- 32, Brandon Heath at New Mexico, Feb. 25, 2006
- 32, Myron Epps at Wyoming, Jan. 29, 2000
- 31, Xavier Thames at Utah State, Jan. 25, 2014
- 31, Jamaal Franklin vs. Colorado State, Feb. 25, 2012
- 31, Evan Burns vs. New Mexico, Feb. 24, 2003
- 30, Matt Bradley at Wyoming, Feb. 28, 2022
- 30, Jalen McDaniel vs. UNLV, Jan. 26, 2019
- 30, Jeremy Hemsley at Nevada, Jan. 4, 2017
- 30, D.J. Gay at New Mexico, Jan. 15, 2011
- 30, Kyle Spain vs. New Mexico, Jan. 21, 2009
- 30, Brandon Heath vs. Brigham Young, Feb. 24, 2007
- 30, Brandon Heath at New Mexico, Feb. 20, 2007
- 29, Brandon Heath vs. UNLV, Feb. 12, 2005
- 29, Brandon Heath vs. Wyoming, Jan. 22, 2005
- 28, Matt Bradley at San José State, Feb. 9, 2022
- 28, Jordan Schakel vs. Colorado State, Jan. 4, 2021
- 28, Matt Mitchell vs. Utah State, Feb. 1, 2020
- 28, Xavier Thames vs. Fresno State, Jan. 15, 2014
- 28, Malcolm Thomas vs. Utah, Feb. 20, 2010
- 28, Lorenzo Wade vs. Brigham Young, Feb. 23, 2008
- 28, Brandon Heath at Colorado State, Feb. 4, 2006
- 28, Brandon Heath at Colorado State, Feb. 19, 2005
- 28, Tony Bland vs. Air Force, Feb. 22, 2003
- 27, Matt Bradley at Colorado State, Feb. 4, 2022
- 27, Matt Bradley vs. UNLV, Jan. 24, 2022
- 27, Devin Watson at San José State, Feb. 2, 2019
- 27, Trey Kell vs. Fresno State, Jan. 19, 2016
- 27, Jamaal Franklin vs. UNLV, Jan. 16, 2013
- 27, Mohamed Abukar vs. Brigham Young, Feb. 24, 2007
- 27, Aerick Sanders vs. New Mexico, Feb. 2, 2004
- 27, Myron Epps vs. Air Force, Jan. 20, 2000
- 26, 10 times

Field Goals Made

- 14, Myron Epps at Wyoming, Jan. 29, 2000
- 13, Malachi Flynn at Nevada, Feb. 29, 2020
- 12, Jeremy Hemsley at Nevada, Jan. 4, 2017
- 12, Billy White vs. Wyoming, Feb. 14, 2009
- 12, Brandon Heath vs. Brigham Young, Feb. 24, 2007
- 12, Brandon Heath vs. Wyoming, Jan. 22, 2005
- 12, Brandon Heath at UNLV, Jan. 15, 2005
- 12, Evan Burns vs. New Mexico, Feb. 24, 2003

Field Goal Attempts

- 25, Jeremy Hemsley at Nevada, Jan. 4, 2017
- 24, Brandon Heath at New Mexico, Feb. 20, 2007
- 24, Brandon Heath at Colorado State, Feb. 19, 2005
- 23, Brandon Heath vs. Wyoming, Jan. 22, 2005
- 23, Myron Epps at Wyoming, Jan. 29, 2000

Field Goal Percentage (Min. 6 FGA)

- 100.0 (12-12), Billy White vs. Wyoming, Feb. 14, 2009
- 100.0 (7-7), Yanni Wetzell at Wyoming, Jan. 8, 2020
- 100.0 (7-7), Nathan Mensah vs. New Mexico, Jan. 15, 2019
- 100.0 (6-6) Lamont Butler vs. Georgetown, Nov. 25, 2021
- 100.0 (6-6), Trey Pulliam at UNLV, Jan. 26, 2020
- 100.0 (6-6), Kameron Rooks vs. Nevada, March 3, 2018
- 100.0 (6-6), Garrett Green vs. Wyoming, Feb. 22, 2012
- 100.0 (6-6), Billy White vs. Colorado State, March 5, 2011
- 100.0 (6-6), Mike Mackell vs. Colorado State, Jan. 19, 2002

Mountain West Records



MOUNTAIN WEST-RECORD 14-TIME CONFERENCE CHAMPIONS

90.9 (10-11), Chris Walton vs. Colorado State, Jan. 24, 2005

Free Throws Made

17, Brandon Heath vs. UNLV, Feb. 12, 2005
14, Jamaal Franklin at TCU, March 3, 2012
14, Jamaal Franklin vs. Colorado State, Feb. 25, 2012
12, Xavier Thames vs. Colorado State, Feb. 1, 2014
12, Lorenzo Wade vs. New Mexico, Jan. 21, 2009
12, Marcus Slaughter at Wyoming, Jan. 28, 2006
12, Marcus Slaughter vs. UNLV, Jan. 14, 2006
12, Matt Thomas vs. Air Force, Feb. 28, 2005
12, Brandon Heath at UNLV, Jan. 15, 2005

Free Throw Attempts

17, Jamaal Franklin at TCU, March 3, 2012
17, Brandon Heath vs. UNLV, Feb. 12, 2005
16, Marcus Slaughter at Wyoming, Jan. 28, 2006
15, Jamaal Franklin vs. Colorado State, Feb. 25, 2012
15, Lorenzo Wade vs. New Mexico, Jan. 21, 2009
15, Tony Bland at Colorado State, March 3, 2003

Free Throw Percentage (Min. 8 FTM)

100.0 (17-17), Brandon Heath vs. UNLV, Feb. 12, 2005
100.0 (12-12), Xavier Thames vs. Colorado State, Feb. 1, 2014
100.0 (12-12), Brandon Heath at UNLV, Jan. 15, 2005
100.0 (11-11), Matt Mitchell vs. Nevada, Jan. 9, 2021
100.0 (10-10), Malachi Flynn at Utah State, Jan. 4, 2020
100.0 (10-10), Jalen McDaniels at San José State, Feb. 24, 2018
100.0 (10-10), Jeremy Hemsley vs. New Mexico, Feb. 6, 2016
100.0 (10-10), Kyle Spain at TCU, Feb. 28, 2009
100.0 (9-9), Jordan Schakel vs. San Jose State, Feb. 8, 2021
100.0 (8-8), Matt Mitchell vs. Boise State, Feb. 25, 2021
100.0 (8-8), Jamaal Franklin vs. UNLV, Jan. 15, 2012
100.0 (8-8), Mohamed Abukar vs. Wyoming, Jan. 3, 2007
100.0 (8-8), Kyle Spain vs. Wyoming, March 1, 2006
100.0 (8-8), David Abramowitz vs. Colorado State, March 3, 2001
100.0 (8-8), Marcelo Correa vs. Brigham Young, Feb. 12, 2001

Three-Point Field Goals Made

8, Jordan Schakel vs. Colorado State, Jan. 4, 2021
8, Brandon Heath at New Mexico, Feb. 25, 2006
7, D.J. Gay at New Mexico, Jan. 15, 2011
7, David Abramowitz at Utah, Feb. 10, 2000
6, Jordan Schakel vs. San Jose State, Feb. 10, 2021
6, Jordan Schakel at Air Force, Jan. 24, 2021
6, KJ Feagin at New Mexico, Jan. 29, 2020
6, Jeremy Hemsley at Nevada, Jan. 4, 2017
6, D.J. Gay vs. Air Force, Jan. 19, 2011
6, D.J. Gay at New Mexico, Feb. 6, 2010
6, Brandon Heath vs. TCU, Feb. 18, 2006

Three-Point Field Goal Attempts

14, Brandon Heath at New Mexico, Feb. 20, 2007
13, Jordan Schakel vs. San Jose State, Feb. 10, 2021
13, Jordan Schakel at Air Force, Jan. 24, 2021
13, Malachi Flynn vs. UNLV, Feb. 22, 2020
13, Brandon Heath at New Mexico, Feb. 25, 2006
12, Jeremy Hemsley at Nevada, Jan. 4, 2017
12, Trey Kell vs. Air Force, Feb. 13, 2016
12, Matt Shrigley vs. Air Force, Dec. 31, 2014
12, Jamaal Franklin vs. Colorado State, Jan. 12, 2013
12, Brandon Heath vs. TCU, Feb. 18, 2006

Three-Point FG Percentage (Min. 4 3FGA)

100.0 (4-4), Jordan Schakel at Fresno State, Feb. 20, 2021
100.0 (4-4), Terrell Gomez vs. Wyoming, Jan. 28, 2021
100.0 (4-4), Matt Mitchell vs. Wyoming, Jan. 8, 2019
100.0 (4-4), Trey Kell at San José State, Feb. 21, 2016
100.0 (4-4), Malik Pope at Colorado State, Jan. 24, 2015
100.0 (4-4), Deandre Moore vs. Brigham Young, Feb. 11, 2002
83.3 (5-6), D.J. Gay at Utah, Feb. 16, 2008
83.3 (5-6), Brandon Heath at Utah, March 5, 2005
80.0 (4-5), Chad Baker-Mazara at Fresno State, Feb. 19, 2022
80.0 (4-5), Aqeel Quinn at New Mexico, Feb. 17, 2015
80.0 (4-5), Aqeel Quinn vs. Wyoming, Feb. 11, 2015

80.0 (4-5), Matt Shrigley at Colorado State, Jan. 24, 2015
80.0 (4-5), Matt Shrigley at Fresno State, Jan. 3, 2015
80.0 (4-5), Matt Shrigley at UNLV, March 5, 2014
80.0 (4-5), Aqeel Quinn at Fresno State, March 1, 2014
80.0 (4-5), Kyle Spain at New Mexico, Feb. 21, 2009
80.0 (4-5), Chris Manker at Colorado State, Feb. 19, 2005

Rebounds

20, Marcus Slaughter vs. UNLV, Jan. 14, 2006
18, Jamaal Franklin at Fresno State, Jan. 9, 2013
18, Marcus Slaughter at TCU, Jan. 18, 2006
17, Kawhi Leonard vs. UNLV, Jan. 12, 2011
16, Yanni Wetzell vs. Nevada, Jan. 18, 2020
16, Jamaal Franklin vs. Colorado State, Feb. 25, 2012
16, Malcolm Thomas vs. UNLV, Jan. 12, 2011
16, Aerick Sanders vs. Wyoming, Feb. 21, 2004
16, Aerick Sanders at Colorado State, Jan. 24, 2004

Assists

11, Lorenzo Wade vs. Colorado State, March 1, 2008
11, Deandre Moore vs. Wyoming, March 1, 2001
9, Jeremy Hemsley vs. New Mexico, Jan. 15, 2019
9, Matt Mitchell vs. New Mexico, Jan. 15, 2019
9, Trey Kell vs. Nevada, March 3, 2018
9, Trey Kell at San José State, Feb. 24, 2018
9, Richie Williams at Wyoming, Jan. 14, 2009

Steals

7, Deandre Moore vs. Colorado State, Feb. 1, 2003
6, Richie Williams vs. Utah, Jan. 27, 2007
5, 18 times (last: Nathan Mensah vs. New Mexico, Jan. 31, 2022)

Blocks

6, Skylar Spencer vs. Colorado State, Feb. 14, 2015
6, Malcolm Thomas vs. Wyoming, Jan. 29, 2011
5, Marcus Slaughter vs. UNLV, Jan. 14, 2006
4, 29 times (last: Yanni Wetzell at New Mexico, Jan. 29, 2020)



With 11 assists against Colorado State on March 1, 2008, Lorenzo Wade (2007-09) set the standard for a San Diego State men's basketball player in sharing the ball in a Mountain West game.

In his three-year Aztec's career, Wade stamped his name on the program's career lists. He is one of 35 players to have scored 1,000 points (1,200 total points & No. 19 all-time) and ranks in the top-20 in ten categories, including No. 15 in points, rebounds and assists (1,918), No. 16 in steals (125), No. 17 in assists (275), No. 19 in minutes (2,911) & free throw attempts (341).

INTRODUCTION

COACHES & STAFF

PLAYERS

2021-22 REVIEW

RECORDS

HISTORY

UNIVERSITY

AZTEC BASKETBALL MEDIA GUIDE

Viejas Arena Records



MOUNTAIN WEST-RECORD 14-TIME CONFERENCE CHAMPIONS

Team Single-Game

Points

Most Points

- 119 vs. Campbell (119-82), Dec. 12, 2006
- 118 vs. St. Katherine College (118-35), Dec. 27, 2013
- 103 vs. Texas Southern (103-64), Nov. 14, 2018
- 103 vs. Vanguard (103-49), Dec. 2, 1998
- 100 vs. Savannah State (100-67), Nov. 28, 2016
- Opp.:** 105 by TCU (61-105), Jan. 17, 1998
- NCAA:** 94 by West Virginia (94-71 Marshall), March 18, 2018

Most Points/Both Teams

- 201 vs. Campbell (119-82), Dec. 12, 2006
- 191 vs. Fresno State (94-97), Jan. 31, 1998
- 184 vs. UNLV (91-93, ot), Feb. 12, 2005
- 179 vs. Fresno State (84-95), Dec. 25, 1999
- 177 vs. Troy State (84-93), Nov. 30, 2003
- NCAA:** 175 by Alabama (90)/Marquette (85), March 16, 2006

Fewest Points Game

- 37 vs. Boise State (37-42), Jan. 22, 2022
- 41 vs. Utah (41-61), Feb. 5, 2005
- 42 vs. Stanford (42-63), Dec. 16, 1997
- 43 vs. Little Rock (43-49), Nov. 21, 2015
- 43 vs. Air Force (43-57), Jan. 31, 2004
- **Opp.:** 27 by CSU Bakersfield (51-27), Nov. 20, 2014
- NCAA:** 42 by Seton Hall (TCU 69-42), March 18, 2022

Fewest Points/Both Teams

- 78 vs. CSU Bakersfield (51-27), Nov. 20, 2014
- 79 vs. Boise State (37-42), Jan. 22, 2022
- 87 vs. Air Force (49-38), Feb. 6, 2008
- 89 vs. Air Force (51-38), March 1, 2017
- 89 vs. New Mexico (55-34), Jan. 26, 2013
- NCAA:** 109 by Cincinnati (66)/Kent State (43), March 17, 2001

Fewest Points Allowed

- 27 vs. CSU Bakersfield (51-27), Nov. 20, 2014
- 33 vs. UC Riverside (61-33), Dec. 22, 2014
- 34 vs. New Mexico (55-34), Jan. 26, 2013
- 34 vs. Air Force (65-34), Feb. 7, 2009
- 35 vs. St. Katherine College (118-35), Dec. 27, 2013
- Opp.:** 37 by Boise State (37-42), Jan. 22, 2022
- NCAA:** 42 by TCU (69-42 Seton Hall), March 18, 2022

Most Points Allowed

- 105 vs. TCU (61-105), Jan. 17, 1998
- 97 vs. Fresno State (94-97), Jan. 31, 1998
- 95 vs. Fresno State (84-95), Feb. 25, 1999
- 93 vs. UNLV (91-93, ot), Feb. 12, 2005
- 89 vs. Arizona (81-89), Dec. 7, 2002
- **Opp.:** 119 by Campbell (119-82), Dec. 12, 2006
- NCAA:** 97 by Montana State (Texas Tech 97-62), March 18, 2022

Largest Margin of Victory

- 83 vs. St. Katherine College (118-35), Dec. 27, 2013
- 54 vs. Vanguard (103-49), Dec. 2, 1998
- 53 vs. Cal State Dominguez Hills (99-46), Dec. 12, 2018
- 51 vs. Redlands (94-43), Dec. 30, 2011
- 45 vs. UC San Diego (98-53), Nov. 27, 2001
- Opp.:** 44 by TCU (61-105), Jan. 17, 1998
- NCAA:** 35 by Texas Tech (97-62 Montana State), March 18, 2022

Largest Margin of Defeat

- 44 vs. TCU (61-105), Jan. 17, 1998
- 33 vs. Southern California (54-87), Dec. 20, 1999
- 28 vs. Colorado State (46-74), Feb. 12, 2000
- 26 vs. Utah (53-79), Jan. 16, 1999
- 25 vs. New Mexico (60-85), Feb. 8, 1999

Rebounding

Game

- 62 vs. Texas Southern, Nov. 5, 2019
- 57 vs. St. Katherine College, Dec. 27, 2013
- 55 vs. Savannah State, Nov. 28, 2016
- 54 vs. San Jose State, Feb. 8, 2021

- 53 vs. Cal State Dominguez Hills (99-46), Dec. 12, 2018
- 53 vs. Redlands, Dec. 30, 2011
- 52 vs. UNLV, March 5, 2016
- Opp.:** 50 by San Diego (52-55), Dec. 9, 2000
- NCAA:** 50 by Clemson (84-53 Auburn), March 18, 2018

Margin

- +29 (42-13) vs. Occidental College, Dec. 31, 2010
- +26 (53-27) vs. Cal State Dominguez Hills, Dec. 12, 2018
- +25 (57-32) vs. St. Katherine College, Dec. 27, 2013
- +24 (54-30) vs. San Jose State, Feb. 8, 2021
- +24 (50-26) vs. Wyoming, Dec. 30, 2015
- +21 (62-41) vs. Texas Southern, Nov. 5, 2019
- +21 (47-26) vs. Bradley, Dec. 3, 2017
- +21 (37-16) vs. San Diego Christian, Jan. 5, 2012
- +21 (41-20) vs. Monmouth, Nov. 22, 2004
- +21 (46-25) vs. UC San Diego, Dec. 6, 2003
- +21 (45-24) vs. CSUN, Dec. 1, 2001
- Opp.:** +21 (22-43) by Hawai'i (78-72), Feb. 20, 1999
- NCAA:** +21 (46-25) by Arizona (87-70 Wright State), March 18, 2022;
- (42-21) by Cincinnati (66-43 Kent State), March 17, 2001

Field Goal Shooting

Most Field Goals

- 48 vs. Campbell, Dec. 12, 2006
- 43 vs. St. Katherine College, Dec. 27, 2013
- 40 vs. UC San Diego, Nov. 27, 2001
- 38 vs. New Mexico, Jan. 15, 2019
- 38 vs. San Diego Christian, Nov. 26, 2010
- 38 vs. Vanguard, Dec. 2, 1998
- Opp.:** 41 by TCU (61-105), Jan. 17, 1998
- NCAA:** 36 by Texas Tech (97-62 Montana State), March 18, 2022

Most Field Goals Attempted

- 83 vs. Savannah State, Nov. 28, 2016
- 83 vs. Wyoming, Jan. 21, 2002
- 75 vs. San Jose State, Feb. 10, 2021
- 75 vs. Cal Poly, Dec. 18, 2003
- 73 vs. Cal State Dominguez Hills, Dec. 12, 2018
- 73 vs. Arizona, Dec. 7, 2002
- Opp.:** 75 by Savannah State (100-67), Nov. 28, 2016; by Campbell (119-82), Dec. 12, 2007; TCU (61-105), Jan. 17, 1998
- NCAA:** 68 by Arizona (85-80 TCU), March 20, 2022

Highest Field Goal Percentage

- 69.6 (48-of-69) vs. Campbell, Dec. 12, 2006
- 68.2 (30-of-44) vs. Wyoming, Feb. 19, 2013
- 67.8 (40-of-59) vs. UC San Diego, Nov. 27, 2001
- 64.0 (32-of-50) vs. Oklahoma State, Dec. 30, 2000
- 62.5 (25-of-40) vs. Air Force, Feb. 12, 2022
- Opp.:** 57.9 (20-of-38) by San Diego (51-52), Dec. 19, 1998
- NCAA:** 66.7 (36-of-54) by Texas Tech (97-62 Montana State), March 18, 2022

Free Throw Shooting

Most Free Throws Made

- 33 vs. UNLV, Feb. 12, 2005
- 33 vs. CSUN, Dec. 1, 2001
- 33 vs. Rice, Dec. 21, 1998
- 31 vs. Wyoming, March 1, 2006
- 31 vs. UNLV, Jan. 14, 2006
- Opp.:** 26 by Brigham Young (69-80), Jan. 20, 2003
- NCAA:** 31 by Stanford (90-83 St. Joseph's), March 17, 2001

Most Free Throws Attempted

- 44 vs. CSUN, Dec. 1, 2001
- 41 vs. Fresno State, Jan. 15, 2014
- 41 vs. CSU Bakersfield, Jan. 2, 2013
- 40 vs. UNLV, Feb. 12, 2005
- 39 vs. Wyoming, Jan. 31, 2017
- 39 vs. San Diego Christian, Nov. 13, 2012
- 39 vs. New Mexico, Jan. 21, 2009
- 39 vs. Wyoming, March 1, 2006
- 39 vs. Florida Atlantic, Dec. 28, 2002
- 39 vs. IPFW, Jan. 2, 2002
- 39 vs. Rice, Feb. 21, 1998
- Opp.:** 34 by Brigham Young (69-80), Jan. 20, 2003
- NCAA:** 41 by Gonzaga (85-77 Oklahoma State), March 21, 2014

Highest Free-Throw Percentage

- 94.7 (18-of-19) vs. Colorado State, March 5, 2011
- 94.1 (16-of-17) vs. Tennessee State, Nov. 25, 2019
- 93.8 (15-of-16) vs. Brigham Young, Feb. 12, 2001
- 92.9 (13-of-14) vs. USC, Nov. 17, 2011
- 92.9 (13-of-14) vs. Campbell, Dec. 12, 2006
- 92.3 (12-of-13) vs. Pomona-Pitzer, Dec. 31, 2009
- 92.3 (24-of-26) vs. Pt. Loma Nazarene, Dec. 3, 2005
- **Opp.:** 100.0 (9-of-9) by San Diego Christian (88-69), Nov. 26, 2010;
- (5-of-5) by San Diego Christian (92-48), Dec. 18, 2019
- NCAA:** 90.9 (10-of-11) by Notre Dame (78-64 Alabama), March 18, 2022

Three-Point Field Goals

Most Three-Point Field Goals

- 17 vs. Wyoming, Jan. 29, 2011
- 16 vs. UC San Diego, Dec. 2, 2002
- 14 vs. Colorado State, Jan. 4, 2021
- 14 vs. Colorado State, Jan. 2, 2021
- 14 vs. San Jose State, March 2, 2019
- 14 vs. Cal State Dominguez Hills, Dec. 12, 2018
- 14 vs. Savannah State, Nov. 28, 2016
- 14 vs. St. Katherine College, Dec. 27, 2013
- 14 vs. South Dakota State, March 3, 2006
- **Opp.:** 19 by Troy State (93-84), Nov. 30, 2003
- NCAA:** 13 by Air Force (78-69 Illinois), March 16, 2006

Most Three-Point Field Goals Attempted

- 40 vs. Savannah State, Nov. 28, 2016
- 39 vs. Air Force, Feb. 13, 2016
- 33 vs. San Jose State, March 2, 2019
- 33 vs. Wyoming, Jan. 29, 2011
- 33 vs. UC San Diego, Dec. 2, 2002
- **Opp.:** 40, by Wyoming (87-57), Jan. 28, 2021; Boise State (78-66), Feb. 25, 2021; Troy (93-84), Nov. 30, 2003
- NCAA:** 32 by Auburn (Clemson 84-53), March 18, 2018

Highest Three-Point FG Percentage

- 81.8 (9-of-11) vs. UC San Diego, Nov. 15, 2006
- 69.2 (9-of-13) vs. New Mexico, Jan. 25, 2006
- 64.7 (11-of-17) vs. UC Santa Barbara, Dec. 6, 2012
- 63.6 (14-of-22) vs. St. Katherine College, Dec. 27, 2013
- 62.5 (5-of-8) vs. New Mexico, Feb. 16, 2011
- Opp.:** 61.5 (8-of-13) by UNLV (64-79), Feb. 11, 2003
- NCAA:** 62.5 (10-of-16) by Notre Dame (78-64 Alabama), March 18, 2022

Other Statistics

Most Assists

- 33 vs. Campbell, Dec. 12, 2006
- Opp.:** 24 by Washington, Dec. 27, 2003
- NCAA:** 24 by Arizona (84-61 Gonzaga), March 23, 2014

Most Steals

- 17 vs. St. Katherine College, Dec. 27, 2013
- **Opp.:** 17 by Southern California, Dec. 20, 1999
- NCAA:** 15 by Arizona (84-61 Gonzaga), March 23, 2014

Most Turnovers

- 28 vs. UNLV, Jan. 26, 2002
- **Opp.:** 29 by Hawai'i, Feb. 20, 1999
- NCAA:** 22 by Utah State (75-61 Washington), March 16, 2006, and by UNGC (89-60 Stanford), March 15, 2001

Fewest Turnovers

- 3 vs. Pomona-Pitzer, Dec. 31, 2009
- Opp.:** 5 by Colorado State, Feb. 25, 2012, UC Riverside, Dec. 19, 2011
- NCAA:** 6 by Wright State (70-87 Arizona), March 18, 2022; by Auburn (84-53 Clemson), March 18, 2018; by Arizona (84-61 Gonzaga), March 23, 2014

Most Blocked Shots

- 11 vs. Washington, Dec. 8, 2013
- 11 vs. Wyoming, Jan. 29, 2011
- 11 vs. Wyoming, Jan. 21, 2002
- Opp.:** 11 by Colorado State (69-72), Feb. 1, 2003
- **NCAA:** 12 by Arizona (68-59 Weber State), March 21, 2014

INTRODUCTION

COACHES & STAFF

PLAYERS

2021-22 REVIEW

RECORDS

HISTORY

UNIVERSITY

AZTEC BASKETBALL MEDIA GUIDE

Viejas Arena Records



MOUNTAIN WEST-RECORD 14-TIME CONFERENCE CHAMPIONS

Individual Single-Game

Points

- 35, Matt Mitchell vs. Brigham Young, Dec. 18, 2021
- 34, Aerick Sanders vs. Portland, Dec. 31, 2003
- 33, Tony Bland vs. Houston, Jan. 29, 2002
- 31, Matt Mitchell vs. Eastern Illinois, Nov. 20, 2017
- 31, Jamaal Franklin vs. Colorado State, Feb. 25, 2012
- 31, Jamaal Franklin vs. UC Davis, Nov. 13, 2011
- 31, Evan Burns vs. New Mexico, Feb. 24, 2003
- **Opp.:** 43, Ruben Douglas, New Mexico, Feb. 24, 2003
- NCAA:** 37, Marvin O'Connor, St. Joseph's vs. Stanford, March 17, 2001

Field Goals Made

- 13, Aerick Sanders vs. Portland, Dec. 31, 2003
- 12, Matt Mitchell vs. Brigham Young, Dec. 18, 2021
- 12, Billy White vs. Wyoming, Feb. 14, 2009
- 12, Brandon Heath vs. Brigham Young, Feb. 24, 2007
- 12, Brandon Heath vs. Wyoming, Jan. 22, 2005
- 12, Evan Burns vs. New Mexico, Feb. 24, 2003
- 12, Tony Bland vs. Houston, Jan. 29, 2002
- **Opp.:** 15, Courtney Alexander, Fresno State, Feb. 25, 1999
- NCAA:** 15, Marvin O'Connor, St. Joseph's vs. Stanford, March 17, 2001

Field Goal Attempts

- 24, Randy Holcomb vs. Florida Atl., Nov. 30, 2000
- 23, Brandon Heath vs. Wyoming, Jan. 22, 2005
- 22, Brandon Heath vs. Wyoming, Jan. 3, 2007
- 22, Brandon Heath vs. UCSB, Nov. 19, 2004
- 22, Randy Holcomb vs. Arizona State, Dec. 16, 2000
- 22, Matt Watts vs. Southern California, Nov. 29, 1997
- **Opp.:** 26, Ruben Douglas, New Mexico, Feb. 24, 2003
- NCAA:** 21, Kirk Haston, Indiana vs. Kent State, March 15, 2001

Field Goal Percentage (Min. 6 FGM)

- 100.0 (12-12), Billy White vs. Wyoming, Feb. 14, 2009
- 100.0 (11-11), Aerick Sanders vs. Eastern Washington, Dec. 20, 2003
- 100.0 (7-7), Nathan Mensah vs. New Mexico, Jan. 15, 2019
- 100.00 (6-6), Kameron Rooks vs. Nevada, March 3, 2018
- 100.00 (6-6), Zylan Cheatham vs. Savannah State, Nov. 28, 2016
- 100.0 (6-6), Garrett Green vs. Wyoming, Feb. 22, 2012
- 100.0 (6-6), Billy White vs. Colorado State, March 5, 2011
- 100.0 (6-6), Mike Mackell vs. Colorado State, Jan. 19, 2002
- NCAA:** 88.9 (8-9), Eddie Lampkin, TCU vs. Arizona, March 20, 2022; Jamaal Davis, Cincinnati vs. Kent State, March 17, 2001

Free Throws Made

- 17, Brandon Heath vs. UNLV, Feb. 12, 2005
- 14, Jamaal Franklin vs. Colorado State, Feb. 25, 2012
- 12, Devin Watson vs. Brigham Young, Dec. 22, 2018
- 12, Xavier Thames vs. Colorado State, Feb. 1, 2014
- 12, Lorenzo Wade vs. New Mexico, Jan. 21, 2009
- 12, Marcus Slaughter vs. UNLV, Jan. 14, 2006
- 12, Marcus Slaughter vs. Washington State, Dec. 10, 2005
- 12, Matt Thomas vs. Air Force, Feb. 28, 2005
- 12, Marcus Slaughter vs. UCSB, Nov. 19, 2004
- **Opp.:** 15, Ruben Douglas, New Mexico, Feb. 24, 2003
- NCAA:** 12, Marcus Smart, Oklahoma State vs. Gonzaga, March 21, 2014; Kevin Pangos, Gonzaga vs. Oklahoma State, March 21, 2014

Free Throw Attempts

- 17, Brandon Heath vs. UNLV, Feb. 12, 2004
- 16, Devin Watson vs. Brigham Young, Dec. 12, 2018
- 15, Winston Shepard vs. East Carolina, Nov. 23, 2015
- 15, Jamaal Franklin vs. Colorado State, Feb. 25, 2012
- 15, Lorenzo Wade vs. New Mexico, Feb. 21, 2009
- 15, Marcus Slaughter vs. Washington State, Dec. 10, 2005
- **Opp.:** 16, Ruben Douglas, New Mexico, Feb. 24, 2003
- NCAA:** 19, Marcus Smart, Oklahoma State vs. Gonzaga, March 21, 2014

Free Throw Percentage (Min. 9 FTA)

- 100.0 (17-17), Brandon Heath vs. UNLV, Feb. 12, 2005
- 100.0 (12-12), Xavier Thames vs. Colorado State, Feb. 1, 2014

- 100.0 (11-11), Matt Mitchell vs. Nevada, Jan. 9, 2021
- 100.0 (10-10), Jeremy Hemsley vs. New Mexico, Feb. 2, 2016
- 100.0 (9-9), Jordan Schakel vs. San Jose State, Feb. 8, 2021
- 100.0 (9-9), Jamaal Franklin vs. CSU Bakersfield, Jan. 2, 2013
- 100.0 (9-9), Marcus Slaughter vs. Point Loma Nazarene, Dec. 3, 2005
- **Opp.:** 100.0 (9-9), Deshon Taylor, Fresno State, Feb. 22, 2017; Brandon Ewing, Wyoming, Feb. 14, 2009
- NCAA:** 100.0 (10-10), Davion Berry, Weber State vs. Arizona, March 21, 2014; (9-9), Mike Miles, TCU vs. Arizona, March 20, 2022

Three-Point Field Goals Made

- 8, Jordan Schakel vs. Colorado State, Jan. 4, 2021
- 8, John Sharper vs. South Dakota State, March 3, 2006
- 7, Al Faux vs. Oklahoma State, Dec. 30, 2000
- 7, Matt Mitchell vs. Eastern Illinois, Nov. 20, 2018
- 6, Jordan Schakel vs. San Jose State, Feb. 10, 2021
- 6, Devin Watson vs. Arkansas-Pine Bluff, Nov. 6, 2018
- 6, Chase Tapley vs. UC Santa Barbara, Dec. 6, 2012
- 6, D.J. Gay vs. Air Force, Jan. 19, 2011
- 6, Brandon Heath vs. TCU, Feb. 18, 2006
- 6, Steve Sir vs. UC San Diego, Dec. 2, 2002
- 6, Jason Richey vs. SMU, Jan. 15, 1998
- 6, Josko Visnjic vs. Southwest Texas, Nov. 26, 1997
- **Opp.:** 7, Desmond Cambridge, Brown, Dec. 29, 2018; Jermaine Lewis, UNLV, Feb. 11, 2003; Adam Spanich, USC, Nov. 29, 1997
- NCAA:** 8, Jean Felix, Alabama vs. Marquette, March 16, 2006

Three-Point Field Goal Attempts

- 14, Jason Richey vs. BYU, Nov. 14, 1997
- 13, Jordan Schakel vs. San Jose State, Feb. 10, 2120
- 13, Malachi Flynn vs. UNLV, Feb. 22, 2020
- 13, Josko Visnjic vs. Fresno State, Jan. 31, 1998
- 12, Matt Shrigley vs. Savannah State, Nov. 28, 2016
- 12, Trey Kell vs. Air Force, Feb. 13, 2016
- 12, Matt Shrigley vs. Air Force, Dec. 31, 2014
- 12, Jamaal Franklin vs. Colorado State, Jan. 12, 2013
- 12, John Sharper vs. South Dakota St., March 3, 2006
- 12, Brandon Heath vs. TCU, Feb. 18, 2006
- **Opp.:** 16, Derrick Alston, Boise State, Feb. 25, 2021; Damon Jackson, Fresno State, Dec. 8, 2001
- NCAA:** 13, Chuck O'Bannon, TCU vs. Arizona, March 20, 2022

Three-Point FG Percentage (Min. 4 3FGA)

- 100.0 (4-4), Terrell Gomez vs. Wyoming, Jan. 28, 2021
- 100.0 (4-4), Matt Mitchell vs. Wyoming, Jan. 8, 2019
- 100.0 (4-4), Matt Shrigley vs. Washington, March 21, 2016
- 100.0 (4-4), Deandre Moore vs. BYU, Feb. 11, 2002
- 87.5 (7-8), Al Faux vs. Oklahoma St, Dec. 30, 2000
- 83.3 (5-6), David Abramowitz vs. SCC, Dec. 2, 1998
- 80.0 (4-5), Jordan Schakel vs. Texas Southern, Nov. 5, 2019
- 80.0 (4-5), Jordan Schakel vs. Wyoming, Feb. 14, 2018
- 80.0 (4-5), Trey Kell vs. Georgia Tech, March 23, 2016
- 80.0 (4-5), Trey Kell vs. UNLV, March 5, 2016
- 80.0 (4-5), Aqeel Quinn vs. Wyoming, Feb. 11, 2014
- 80.0 (4-5), D.J. Gay vs. San Diego, Dec. 11, 2010
- **Opp.:** 100.0 (4-4), Luis Salgado, San Diego Christian, Nov. 16, 2016; Keion Mitchem, TCU, Jan. 16, 2010
- NCAA:** 80.0 (4-5), Bryson Williams, Texas Tech vs. Montana State, March 18, 2022; Matt McCraw, Air Force vs. Illinois, March 16, 2006 and by Jay Joseph, UNCG vs. Stanford, March 15, 2001

Rebounds

- 20, Marcus Slaughter vs. UNLV, Jan. 14, 2006
- 18, Kawhi Leonard vs. CS Fullerton, Dec. 9, 2009
- 17, Josh Davis vs. McNeese State, Dec. 21, 2013
- 17, Kawhi Leonard vs. UNLV, Jan. 12, 2011
- 17, Marcus Slaughter vs. Washington State, Dec. 10, 2005
- **Opp.:** 18, John Konchar, IPFW, March 15, 2016
- NCAA:** 17, Terrell Miller, Jr., Murray State vs. West Virginia, March 16, 2018

Assists

- 12, Winston Shepard vs. IPFW, March 15, 2016
- 10, Malachi Flynn vs. LIU, Nov. 22, 2019
- 9, Malachi Flynn vs. Grand Canyon, Nov. 13, 2019
- 9, Jeremy Hemsley, vs. New Mexico, Jan. 15, 2019
- 9, Matt Mitchell vs. New Mexico, Jan. 15, 2019

- 9, Trey Kell vs. Nevada, March 3, 2018
- 9, Jeremy Hemsley vs. Savannah State, Nov. 28, 2016
- 9, Chase Tapley vs. Pomona Pitzer, Dec. 31, 2009
- 9, Brandon Heath vs. UC San Diego, Nov. 27, 2005
- 9, Tony Bland vs. Norfolk State, Nov. 21, 2001
- 9, Deandre Moore vs. New Mexico St., Nov. 21, 2000
- **Opp.:** 12, Sam Merrill, Utah State, Feb. 1, 2020
- NCAA:** 10, Dee Brown, Illinois vs. Air Force, March 16, 2006

Steals

- 7, Chase Tapley vs. UC Davis, Nov. 13, 2011
- 7, Deandre Moore vs. Colorado State, Feb. 1, 2003
- 6, Richie Williams vs. Utah, Jan. 27, 2007
- 6, Matt Watts vs. Vanguard, Dec. 19, 1997
- 5, 23 times (last: Nathan Mensah vs. New Mexico, Jan. 31, 2022)
- **Opp.:** 6, John Konchar, IPFW, March 15, 2016; Shane Rector, Utah State, Jan. 23, 2016; Marvelle Harris, Fresno State, Jan. 19, 2016; Mike Housman, UMBC, Dec. 20, 2005
- NCAA:** 6, Jevon Carter, West Virginia vs. Murray State, March 16, 2018; Briante Weber, VCU vs. Stephen F. Austin, March 21, 2014; Marcus Smart, Oklahoma State vs. Gonzaga, March 21, 2014

Blocks

- 6, Skylar Spencer vs. Colorado State, Feb. 14, 2015
- 6, Skylar Spencer vs. CSUN, Nov. 14, 2014
- 6, Malcolm Thomas vs. Wyoming, Jan. 29, 2011
- 6, Malcolm Thomas vs. Saint Mary's, Dec. 1, 2010
- 6, Malcolm Thomas vs. UC Riverside, Dec. 29, 2009
- **Opp.:** 7, Jakob Poehl, Utah, Nov. 18, 2014
- NCAA:** 5, Christian Koloko, Arizona vs. Wright State, March 18, 2022; Aaron Gordon, Arizona vs. Weber State, March 21, 2014, Kaleb Tarczewski, Arizona vs. Weber State, March 21, 2014



On Feb. 14, 2009, Billy White became the second Aztec to make double digit baskets with out missing a single shot in Viejas Arena history. He went 12-of-12 from the floor against Wyoming passing Aerick Sanders who hit all 11 shots he took against Eastern Washington on Dec. 20, 2003.

In that 2008-09 season, White shot 66.3 percent from the floor, the second highest single-season field goal percentage in program history, and finished his Aztec career ranked eighth in career points (1,294) and entering 2021-22, is 12th on the all-time scoring list.

INTRODUCTION

COACHES & STAFF

PLAYERS

2021-22 REVIEW

RECORDS

HISTORY

UNIVERSITY

AZTEC BASKETBALL MEDIA GUIDE

In the pantheon of San Diego State men's basketball players, Brandon Heath (2004-07) is the only one to score at least 2,000 points.

Heath finished his Aztecs career with 2,189 points and was inducted into the San Diego State Hall of Fame in 2013.



Inside:

Year-By-Year Results	130
vs. All Opponents	145
All-Time Series	146
vs. Division I Conferences	156
Series Superlatives	158
Jersey Numbers	160
Year-By-Year Summary	162
vs. Nationally Ranked Opponents	166
Statistical History	168
Awards & Honors	170
Aztec Hall of Fame	172
Retired Jerseys	175
1,000-Point Scorers	176
Annual Statistical Leaders	182
Letterwinners	184
Individual Division I Era Statistics	186
National Postseason	191
Conference Tournaments	202
Attendance/Home Record	205
Rallies/Clutch Shots	206

Year-By-Year Records



MOUNTAIN WEST-RECORD 14-TIME CONFERENCE CHAMPIONS

1921-22 • 14-8; 4-1 SCC

Home: 10-4, Away: 4-4

Head Coach: C.E. Peterson

D.20	San Diego County All Stars	W	30-13
D.23	at San Diego YMCA	L	27-32
D.26	Alumni at Stanford	L	3-24
D.30	Alumni at Stanford	L	19-23
	San Diego Rowing Club	W	23-21
J.12	First National Bank	W	24-20
J.13	*Santa Ana JC	W	27-16
	National City	W	62-22
J.17	San Diego High School	L	20-25
	San Diego State JV	W	64-10
J.24	at Coronado HS	W	43-16
J.27	San Diego HS	ot-L	21-22
J.30	Grossmont HS	W	70-15
F.3	*at Chaffey JC	L	15-20
F.7	Army-Navy Academy (JC)	W	29-9
F.10	*Pomona JC	W	37-5
F.17	Bank League All-Stars	W	24-22
	Total Points		538-315

1 win, 2 losses vs. unknown teams. Forfeit wins vs. Riverside & Fullerton JC.

* - Southern California JC Conference game

1922-23 • 17-5; 6-0 SCC

Home: 14-3, Away: 3-2

Head Coach: C.E. Peterson

D.14	at Coronado High School	W	42-13
D.19	at Fleet Air	L	16-37
D.22	Hancock's All-Comets	W	36-16
D.29	Cal Tech	W	30-19
J.3	Grossmont HS	W	35-14
J.6	at UCLA	L	20-39
J.9	Grossmont HS	W	43-18
J.11	First National Bank	W	27-21
J.12	Sweetwater HS	W	27-23
J.16	University Christian Church	W	30-11
J.18	San Diego State All-Stars	L	9-13
J.20	*at Pomona JC	W	45-12
J.24	*Fullerton JC	W	31-4
J.26	31st Division-Destroyers	L	30-54
J.29	First National Bank	W	22-21
J.31	San Diego HS (D)	W	25-17
F.2	*Chaffey JC	W	26-22
F.5	First National Bank	L	21-24
	San Diego State All-Stars	W	33-28
F.9	*at Santa Ana JC	W	34-18
F.16	*Riverside JC	W	23-9
F.24	*Citrus JC (D)	W	36-20
	Total Points		641-453

* - Southern California JC Conference game

1923-24 • 7-6; 5-1 SCC

Home: 5-5, Away: 2-1

Head Coach: C.E. Peterson

D.19	35th Division (D)	L	25-37
D.21	Whittier	L	9-28
D.26	Alumni at Stanford	L	9-12
J.5	Eta Omega Delta (Hods)	L	13-15
J.7	First National Bank	L	6-26
J.12	*Citrus JC (D)	W	28-18
J.26	*Santa Ana JC	W	41-10
J.30	San Diego Marines	W	34-13
F.2	*at Fullerton JC	W	25-16
	San Diego YMCA All-Stars	W	38-24
F.9	*at El Centro JC	W	38-11
F.16	*Pomona JC	W	48-18
F.23	*at Riverside JC	L	11-26
	Total Points		325-254

* - Southern California JC Conference game

1924-25 • 17-7; 3-0 SCC

Home: 16-4, Away: 1-3

Head Coach: C.E. Peterson

D.15	Ramona High School (D)	W	51-15
D.18	USS Omaha (D)	W	43-24
D.20	at Central Christian Church	L	34-45
D.22	32nd Division-Destroyers (D)	ot-L	41-44
D.27	at UCLA	L	33-53
J.3	at Whittier	L	19-23
J.8	San Diego Navy	W	50-24
J.10	*Riverside JC	W	27-20
J.14	First National Bank (D)	L	17-25
J.17	*at Citrus JC	W	42-17
J.24	Pasadena JC	W	31-18
J.29	USS Melville (D)	W	27-13
J.30	North Island NAS	W	42-17
F.4	San Diego Marines (D)	W	52-32
F.7	*Fullerton JC	W	51-6
F.11	San Diego High School (D)	W	46-14
F.13	USS Omaha (D)	L	22-33
F.18	First National Bank	L	23-31

SAN DIEGO COUNTY AAU TOURNAMENT

F.24	Bostonians	W	50-20
F.25	San Diego Marines	W	48-35
F.26	USS Omaha (CH)	W	32-16
	Total Points		781-525

Forfeit Wins vs. Santa Ana JC, El Centro JC & Pomona JC.

* - Southern California JC Conference game

1925-26 • 15-4 Independent

Home: 11-3, Away: 4-1

Head Coach: C.E. Peterson

D.19	UCLA	L	17-32
D.21	at Redlands	W	23-10
D.23	Fletcher Five	W	28-24
D.26	at National City Baptists	W	27-25
	Eta Omega Delta (Hods)	W	31-14
	San Diego YMCA	W	30-26
J.8	California 145's	W	28-24
J.13	Submarine Division	L	12-16
J.16	at Chapman College	W	44-5
J.20	Todd's All-Stars	W	29-11
J.23	at Loyola Marymount	L	14-20
J.27	at Grossmont H.S.	W	30-11
J.28	Todd's All-Stars	W	33-29
J.30	San Diego Marines	W	37-12
F.6	Loyola Marymount	W	24-17
F.9	San Diego Marines	W	34-22
F.13	Southwestern Law Univ. (Calif.)	W	31-14
F.20	USC Dentists	W	31-20

SAN DIEGO AAU TOURNAMENT

F.25	San Diego YMCA	L	14-33
	Total Points		517-365

1926-27 • 9-6; 5-6 SCIAA

Home: 9-0, Away: 0-6

Head Coach: Tom McMullen

D.22	*at Whittier	L	16-26
D.23	*at Whittier	L	20-32
D.27	DeMolay	W	26-19
J.8	*Pomona	W	26-14
J.14	*at UCLA	L	9-29
J.15	*at UCLA	L	19-28
J.21	*at Occidental	ot-L	22-24
J.22	*at Occidental	L	24-25
J.26	*La Verne	W	30-27
J.28	*La Verne	W	32-23
F.12	*Cal Tech	W	37-20
F.19	*Redlands	W	24-13

SAN DIEGO AAU TOURNAMENT

F.23	Grossmont HS Alumni	W	25-18
F.24	San Diego YMCA	W	31-13
F.26	San Diego Navy (CH)	W	42-25
	Total Points		383-336

* - Southern California Intercollegiate Athletic Conference game

1927-28 • 10-8; 2-6 SCIAA

Home: 7-4, Away: 3-4

Head Coach: Tom McMullen

D.30	USS Aroostock (D)	W	61-1
J.2	San Diego Navy	W	50-32
J.3	at Escondido Creamery	L	19-23
	San Diego Marines	W	22-20
J.7	*Occidental	L	22-29
J.14	at National City All-Stars	W	32-23
J.21	*at Redlands	W	25-21
J.28	*at Pomona	L	34-36
F.3	*Whittier	L	30-47
F.4	*Whittier	L	25-36
F.7	San Diego Naval Hospital	W	44-32
F.11	*at Cal Tech	L	28-42
F.24	*at La Verne	L	28-29
F.25	*at La Verne	W	40-32

SAN DIEGO YMCA TOURNAMENT

F.29	Sweetwater HS Alumni	W	46-28
M.1	DeMolay	W	28-19
M.2	San Diego Athletic Club	W	42-34
M.3	Submarines Pacific (CH)	L	23-28
	Total Points		599-512

* - Southern California Intercollegiate Athletic Conference game

1928-29 • 8-8; 3-4 SCIAA

Home: 7-3, Away: 1-5

Head Coach: Tom McMullen-Morris Gross

D.7	San Diego Naval Hospital (D)	W	33-30
D.13	San Diego Basketball Coaches (D)	W	45-32
D.15	DeMolay	L	26-36
D.22	at San Diego YMCA	L	42-47
D.28	Alumni (D)	W	43-36
J.5	Chapman College	L	25-37
J.12	*Pomona	W	32-18
J.18	*La Verne	W	31-28
J.19	*La Verne	L	27-37

J.29	San Diego Navy	W	38-27
J.30	at San Diego Athletic Club	W	29-28
F.1	*at Occidental	L	15-54
F.9	*Cal Tech	W	33-29
F.16	*at Whittier	L	25-34

SAN DIEGO YMCA TOURNAMENT

E.20	San Diego Athletic Club 'B'	L	24-28
M.2	*Redlands	L	13-20
	Total Points		481-521

McMullen coached the first seven games of the '28-'29 season.

* - Southern California Intercollegiate Athletic Conference game

1929-30 • 6-6; 2-5 SCIAA

Home: 6-3, Away: 0-3

Head Coach: Morris Gross

D.16	USS Aroostock (D)	W	83-42
D.18	USS Melville (D)	W	
J.4	Alumni (D)	W	32-25
J.9	San Diego Marines	L	25-34
J.18	*Pomona	L	18-20
J.25	*Cal Tech	W	23-19
F.8	Chapman College	W	24-17
F.14	*at La Verne	L	20-27
F.15	*at La Verne	L	24-54
F.21	*Whittier	L	20-26
F.22	*Whittier	W	33-20
M.1	*at Redlands	L	10-30
	Total Points		312-314

* - Southern California Intercollegiate Athletic Conference game

1930-31 • 7-3; 4-3 SCIAA

Home: 6-1, Away: 1-2

Head Coach: Morris Gross

D.23	Alumni (D)	W	28-24
	San Diego YMCA	W	
	DeMolay	W	
J.10	*at Cal Tech	W	29-16
F.6	*Occidental	W	28-25
F.14	*Pomona	W	44-24
F.21	*La Verne	W	36-21
F.28	*Redlands	L	25-43
M.6	*at Whittier	L	23-25
M.7	*at Whittier	L	24-30
	Total Points		237-208

* - Southern California Intercollegiate Athletic Conference game

1931-32 • 13-2-1; 5-1 SCIAA

Home: 9-1-1, Away: 4-1

Head Coach: Morris Gross

D.22	Bank of Italy	W	
D.23	North Island NAS (D)	W	
D.24	Alumni (D)	W	41-23
D.28	Fletcher Five (D)	W	26-14
D.29	Mannen's All-Stars	W	29-28
D.31	North Island NAS (D)	W	63-21
J.2	San Diego Marines (D)	W	33-21
J.6	San Diego YMCA (D)	T	34-34
J.9	*Whittier	W	37-33
J.16	Chapman College	W	41-36
J.29	Olson's Swedes	L	25-42
F.6	*at Occidental	W	39-35
F.13	*at Pomona	W	35-26
F.19	*at La Verne	L	25-29
F.20	*at La Verne	ot-W	29-28
F.27	*at Redlands	W	30-23
	Total Points		487-393

* - Southern California Intercollegiate Athletic Conference game

1932-33 • 5-6; 4-3 SCIAA

Home: 5-4, Away: 0-2

Head Coach: Morris Gross

D.30	Alumni (D)	W	28-26
J.21	Olson's Swedes	L	23-36
J.24	House of David	L	20-47
F.4	*Redlands	W	28-26
F.10	*at Whittier	L	26-28
F.11	*at Whittier	L	26-38
F.18	*Pomona	W	29-27
M.4	*Occidental	L	20-33
M.14	MCRD	L	27-44
M.17	*La Verne	W	35-34
M.18	*La Verne	W	43-33
	Total Points		305-372

* - Southern California Intercollegiate Athletic Conference game

1933-34 • 11-5; 10-2 SCIAA

Home: 6-3, Away: 5-2

Head Coach: Morris Gross

D.22	Alumni	L	16-24
D.29	Alhambra Athletic Club	W	43-26
J.6	Firestones	L	22-66

Year-By-Year Records



J.12	*at Redlands	L	18-23
J.13	*at Redlands	L	23-35
J.19	*at Whittier	W	34-28
J.20	*at Whittier	W	37-29
J.27	Olson's Swedes	L	23-29
E.3	*Cal Tech	W	45-9
F.9	*Santa Barbara State	W	40-21
F.10	*Santa Barbara State	W	49-25
F.16	*Occidental	W	33-22
F.17	*Occidental	W	27-23
F.24	*at Pomona	W	44-32
M.2	*at La Verne	ot-W	46-38
M.3	*at La Verne	W	32-26
Total Points			532-456

* - Southern California Intercollegiate Athletic Conference game

1934-35 • 13-7; 5-5 SCIAAC

Home: 9-5, Away: 4-2

Head Coach: Morris Gross

D.22	at Browley JC	W	41-18
D.23	at El Centro JC	W	55-16
D.29	Alumni	W	32-24
J.4	UCLA	ot-L	28-31
J.5	UCLA	L	25-34
J.12	Alhambra Athletic Club	W	39-32
J.18	*La Verne	W	34-27
J.19	*La Verne	W	28-20
J.31	Olson's Swedes	ot-W	51-47
F.1	Hanson's All-Stars	W	51-50
F.8	*at Whittier	L	33-42
F.9	*at Whittier	L	29-31
F.13	San Diego Marines (D)	W	42-37
F.16	Cal Tech	W	47-33
F.22	*at Santa Barbara State	W	37-23
F.23	*at Santa Barbara State	W	44-27
M.1	*Occidental	L	28-37
M.2	*Occidental	W	45-35
M.8	*Redlands	L	28-31
M.9	*Redlands	L	30-40
Total Points			747-635

* - Southern California Intercollegiate Athletic Conference game

1935-36 • 11-5; 7-3 SCIAAC

Home: 9-3, Away: 2-2

Head Coach: Morris Gross

J.4	Alumni	W	34-33
J.11	Alhambra Athletic Club	W	27-22
J.17	*Santa Barbara State	W	38-35
J.18	*Santa Barbara State	W	26-22
J.24	Broadway Clowns	W	30-17
F.1	Olson's Swedes	L	30-40
F.7	*at Redlands	L	37-43
F.8	*at Redlands	L	25-39
F.14	*Whittier	W	32-30
F.15	*Whittier	L	34-42
F.21	*at La Verne	W	38-18
F.22	*at La Verne	W	40-36
F.28	*Occidental	W	48-31
F.29	*Occidental	W	40-36
M.6	San Diego Marines	L	41-44
M.7	San Diego Marines	W	40-38
Total Points			560-526

* - Southern California Intercollegiate Athletic Conference game

1936-37 • 17-9; 9-1 SCIAAC

Home: 14-3, Away: 3-6

Head Coach: Morris Gross

D.14	at Chapman	W	46-44
D.16	at Chico State	L	38-41
D.17	at Chico State	L	42-56
D.18	at Southern Oregon	L	28-44
D.21	at Modesto JC	L	24-35
D.22	at San Jose State	L	32-34
D.23	at San Jose State	W	37-35
J.8	Alumni	W	40-26
J.9	Alumni	W	38-20
J.14	Broadway Clowns	L	38-44
J.22	*at Whittier	W	40-38
J.23	*at Whittier	ot-L	38-41
J.29	House of David	L	32-35
J.30	Chapman	W	47-32
F.5	*Redlands	W	37-26
F.8	*Redlands	W	48-43
F.12	*Santa Barbara State	W	50-31
F.13	*Santa Barbara State	W	49-33
F.19	*La Verne	W	44-30
F.20	*La Verne	W	37-20
F.23	Alhambra Athletic Club	W	48-22
F.26	*Occidental	W	48-42
F.27	*Occidental	W	43-40
M.2	San Diego Marines	W	49-22
M.4	San Diego Marines	L	34-38

M.6	San Diego Marines	W	42-31
Total Points			1,049-903

* - Southern California Intercollegiate Athletic Conference game

1937-38 • 20-8; 5-3 SCIAAC

Home: 18-7, Away: 2-1

Head Coach: Morris Gross

D.3	Alumni	W	40-24
D.7	Chico State	W	47-35
D.8	Chico State	W	49-31
D.10	Chapman	L	38-54
D.11	Pacific Coast Club	W	46-42
D.17	Whittier Junior Chamber of Commerce	W	37-21
D.27	Arizona State	W	55-46
D.28	Arizona State	W	47-27
D.29	Southern Oregon	W	39-34
J.7	New Mexico Mines	W	42-28
J.8	Chapman	L	36-43
J.12	at Loyola Marymount	W	34-31
J.14	Navy Officers Club	W	34-31
J.18	House of David	L	44-46
J.20	Harlem Globetrotters	W	38-36
J.22	Pacific Coast Club	W	47-46
J.25	Broadway Clowns	L	40-42
J.28	Loyola Marymount	L	21-39
F.4	*Whittier	L	41-46
F.5	*Whittier	L	29-43
F.11	*at Redlands	L	29-33
F.12	*at Redlands	W	32-22
F.18	Santa Barbara State	W	41-30
F.19	Santa Barbara State	W	57-36
F.25	*La Verne	W	49-37
F.26	*La Verne	W	55-25
M.4	*Occidental	W	54-44
M.5	*Occidental	W	42-29
Total Points			1,163-1,001

* - Southern California Intercollegiate Athletic Conference game

1938-39 • 24-7; 6-2 SCIAAC

NAIA CHAMPIONSHIP - NATIONAL FINALIST

Home: 15-6, Away: 5-0, Neutral: 4-1

Head Coach: Morris Gross

D.2	Alumni	W	35-21
D.5	Southern California	L	37-42
D.6	Southern California	L	34-44
D.9	UCLA	W	52-49
D.10	UCLA	W	56-43
D.16	at Chapman	W	61-32
D.22	Loyola Marymount	W	47-39
D.23	Loyola Marymount	L	27-30
J.5	University of Mexico	W	48-30
J.7	Chapman	W	46-27
J.13	at Santa Barbara State	W	37-35
J.14	at Santa Barbara State	W	47-42
J.17	House of David	W	46-44
J.21	Cal Tech	W	65-14
J.26	Broadway Clowns	L	41-42
J.28	New Mexico Mines	W	37-32
F.3	*Pomona	ot-L	35-36
F.4	*Pomona	W	49-27
F.10	*at Whittier	W	45-39
F.11	*at Whittier	W	40-32
F.17	*Redlands	W	47-34
F.18	*Redlands	W	44-38
F.24	*Occidental	W	37-35
F.25	*Occidental	L	43-44
M.3	San Jose State	W	38-33
M.4	San Jose State	W	57-28

NAIA TOURNAMENT (Kansas City, Mo.)

M.14	Northern State (S.D.)	W	49-25
M.15	East Texas State	W	41-36
M.16	Manchester	W	49-41
M.17	Peru State (Neb.)	W	49-29
M.18	Southwest College (Kan.)	L	31-32
Total Points			1,370-1,075

* - Southern California Intercollegiate Athletic Conference game

1939-40 • 22-6; 3-3 CCAA

NAIA CHAMPIONSHIP - NATIONAL FINALIST

Home: 18-3, Away: 0-2, Neutral: 4-1

Head Coach: Morris Gross

D.1	UCLA	W	46-24
D.2	UCLA	L	28-31
D.8	Alumni	W	42-30
D.12	Chico State	W	43-36
D.13	Chico State	W	39-25
J.5	*Fresno State	W	42-29
J.6	*Fresno State	W	62-24
J.11	Pomona	W	48-21
J.15	California	L	34-36
J.19	House of David	W	50-41
J.20	House of David	W	38-32

MOUNTAIN WEST-RECORD 14-TIME CONFERENCE CHAMPIONS

J.25	Broadway Clowns	W	46-35
J.26	Broadway Clowns	W	39-30
F.2	Occidental	W	38-27
F.3	Occidental	W	54-28
F.9	Loyola Marymount	W	29-28
F.10	Loyola Marymount	W	32-28
F.16	*Santa Barbara State	W	62-41
F.17	*Santa Barbara State	L	34-35
F.23	Whittier	W	46-43
F.24	Whittier	W	44-31
M.1	*at San Jose State	L	27-46
M.2	*at San Jose State	L	18-31

NAIA TOURNAMENT (Kansas City, Mo.)

M.12	East Central State (Okla.)	W	36-35
M.13	Appalachian State (N.C.)	W	48-46
M.14	Pittsburg State (Kan.)	W	32-30
M.15	Delta State (Miss.)	W	30-28
M.16	Tarkio College (Mo.)	L	42-52
Total Points			1,129-923

* - California Collegiate Athletic Association game

1940-41 • 24-7; 8-4 CCAA

NAIA CHAMPIONSHIP - NATIONAL CHAMPION

Home: 15-3, Away: 4-4, Neutral: 5-0

Head Coach: Morris Gross

D.6	UCLA	W	33-28
D.7	UCLA	W	34-31
D.13	New Mexico State	W	42-29
D.14	New Mexico State	W	39-28
D.19	Brigham Young	W	49-45
D.20	Brigham Young	W	42-40
D.27	Lockhead Air	L	36-40
J.4	at California	W	29-28
J.6	at Stanford	L	29-52
J.10	*Fresno State	W	45-31
J.11	*Fresno State	W	45-31
J.20	*San Jose State	L	27-44
J.21	*San Jose State	W	50-39
J.24	*at Fresno State	W	46-39
J.25	*at Fresno State	W	52-38
J.31	Broadway Clowns	W	46-32
F.1	Broadway Clowns	W	52-27
F.7	*Santa Barbara State	W	56-48
F.8	*Santa Barbara State	W	37-20
F.14	Whiskered Wizards	W	56-41
F.15	Whiskered Wizards	W	56-28
F.21	*at Santa Barbara State	W	60-40
F.22	*at Santa Barbara State	L	34-49
F.24	*at San Jose State	L	48-53
F.25	*at San Jose State	L	37-41
M.1	Lockhead Air	L	32-38

NAIA TOURNAMENT (Kansas City, Mo.)

M.11	Western Montana	W	46-29
M.12	Culver Stockton (Mo.)	ot-W	46-41
M.13	Texas Wesleyan	W	44-42
M.14	West Texas State	W	43-40
M.15	Murray State	W	36-34
Total Points			1,327-1,146

* - California Collegiate Athletic Association game

1941-42 • 13-9; 8-4 CCAA

NAIA CHAMPIONSHIP - SECOND ROUND

Home: 10-6, Away: 2-2, Neutral: 1-1

Head Coach: Morris Gross

D.9	Alumni	L	34-37
D.11	Chico State	W	39-37
J.6	Consolidated Aircraft	L	43-46
J.9	Loyola Marymount	W	36-29
J.10	Loyola Marymount	L	27-35
J.12	California	W	27-26
J.16	*at Santa Barbara State	W	39-29
J.17	*at Santa Barbara State	L	29-32
J.24	Consolidated Aircraft	L	41-44
J.30	Broadway Clowns	W	31-24
F.6	*Fresno State	W	36-35
F.7	*Fresno State	W	37-26
F.13	*Santa Barbara State	W	34-33
F.14	*Santa Barbara State	L	18-28
F.20	*at Fresno State	L	30-59
F.21	*at Fresno State	W	48-46
M.2	*San Jose State	W	35-33
M.3	*San Jose State	W	40-34
M.4	*San Jose State	L	45-46
M.5	*San Jose State	W	66-47

NAIA TOURNAMENT (Kansas City, Mo.)

M.10	Chadron State (Neb.)	W	39-36
M.11	Bemidji Teachers	L	32-41
Total Points			806-803

* - California Collegiate Athletic Association game

INTRODUCTION

COACHES & STAFF

PLAYERS

2021-22 REVIEW

RECORDS

HISTORY

UNIVERSITY

AZTEC BASKETBALL MEDIA GUIDE

Year-By-Year Records



MOUNTAIN WEST-RECORD 14-TIME CONFERENCE CHAMPIONS

1942-43 • 14-9; Independent

Home: 11-5, Away: 3-4

Head Coach: Don Delauer & Dick Mitchell

D.4	Section Base-Point Loma (D)	W	41-36
D.11	Air Base Group 2 (D)	W	55-37
D.30	Camp Callan 57th Battalion (D)	W	47-45
J.8	Loyola Marymount	W	36-34
J.9	Loyola Marymount	W	34-30
J.15	Pepperdine	W	40-35
J.16	Pepperdine	L	25-31
J.22	Santa Ana Army Air Base	L	34-36
J.23	Santa Ana Army Air Base	W	43-38
J.29	Kearney Flyers (D)	W	68-25
F.5	at Whittier	L	36-50
F.6	at Whittier	W	46-39
F.8	at Occidental	W	47-36
F.12	Section Base-Point Loma	L	32-42
F.13	Camp Callan 57th Battalion	W	56-40
F.19	Whittier	W	52-48
F.20	Whittier	L	42-46
F.26	at Pepperdine	L	38-40
F.27	at Pepperdine	L	45-48
M.1	at Santa Ana Army Air Base	W	48-30
M.2	at Santa Ana Army Air Base	ot-L	45-46
M.5	Wilmington Coast Guard	W	62-25
M.6	20th Century Fox	L	36-40
Total Points			1,008-877

1943-44 • 6-10; Independent

Home: 4-7, Away: 2-3

Head Coach: Alex Alexander

N.19	Alumni	L	18-39
D.3	San Diego Coast Guard	L	20-22
D.4	Veteran's Service League	W	33-24
D.10	at Pepperdine	L	36-47
D.11	at Pepperdine	L	33-48
D.17	Fleet Air	W	31-30
D.18	San Bernardino Army Air Base	W	50-10
D.29	at San Diego Navy	L	30-56
D.30	Rohr	W	39-32
J.6	at Santa Ana Army Air Base	L	33-36
J.7	at Whittier	W	51-24
J.8	at Veteran's Service League	W	44-36
J.14	Pepperdine	L	29-56
J.15	Pepperdine	L	36-61
J.29	North Island NAS	L	31-34
F.1	Harlem Globetrotters	L	37-43
Total Points			551-598

1944-45 • 11-16; Independent

Home: 6-12, Away: 5-4

Head Coach: Alex Alexander

D.1	Alumni	L	19-27
D.2	San Diego Naval Hospital	L	27-43
D.8	at Santa Barbara	W	41-35
D.9	at Santa Barbara	W	74-40
D.15	Ryan All-Stars	W	41-25
D.16	Veteran's Service League	L	25-26
D.22	San Diego Amphibious Training Base	L	30-44
D.29	at San Diego Amphibious Training Base	L	45-55
J.5	San Diego Amphibious Training Base	W	60-35
J.6	Ryan All-Stars	W	32-29
J.12	North Island NAS	L	37-47
J.13	Vultee Aircraft - Downey	L	44-46
J.19	at Veteran's Service League	W	49-36
J.19	at Occidental	L	40-42
J.26	San Diego Dons	L	28-47
J.27	San Diego Dons	L	35-37
F.2	North Island NAS	L	39-44
F.3	Santa Ana Army Air Base	W	43-39
F.6	Harlem Globetrotters	L	37-40
F.9	at Pepperdine	L	37-49
F.10	at Pepperdine	L	28-46
F.16	San Diego Naval Hospital	W	33-31
F.17	Convair Dominators	W	40-37
F.23	Pepperdine	L	43-62
F.24	Pepperdine	L	30-53
M.2	at Pomona	W	70-36
M.3	at Santa Ana Army Air Base	W	48-45
Total Points			1,075-1,096

1945-46 • 18-8; Independent

Home: 14-6, Away: 4-3

Head Coach: Charlie Smith

D.7	Alumni	W	41-31
D.8	at Whittier	L	44-48
D.15	at Pepperdine	L	40-47
D.21	Whittier	W	46-30
D.28	Arizona	W	39-36
D.29	Arizona	L	33-38
J.8	at San Diego Amphibious Training Base	W	29-26
J.11	at San Jose State	W	40-32

J.12	at San Jose State	L	40-51
J.18	Fresno State	W	48-29
J.19	Fresno State	W	57-33
J.25	Pepperdine	L	40-44
J.30	Fort Rosecrans	W	53-39
J.31	San Diego Amphibious Training Base	W	43-38
F.5	North Island NAS	W	52-33
F.8	at Fresno State	W	38-33
F.9	at Fresno State	W	52-40
F.12	at North Island NAS	W	45-39
F.16	Occidental	W	40-33
F.19	Kearney Flyers (Miramar NAS)	L	46-61
F.22	San Jose State	W	54-42
F.23	San Jose State	W	47-35
F.26	Harlem Globetrotters	L	35-42
	San Diego Navy	W	58-37
M.1	Miramar Marines	L	45-52
M.2	Kansas City All-Stars	W	56-49
Total Points			1,184-1,050

1946-47 • 13-15; 5-5 CCAA

Home: 12-7, Away: 1-8

Head Coach: Charlie Smith

D.10	Alumni	W	42-34
D.13	Occidental	W	45-41
D.15	Loyola Marymount	W	47-25
D.21	at Arizona	L	36-73
D.27	Chico State	W	48-45
D.28	Chico State	W	44-38
D.30	Northern Arizona	L	32-36
J.3	Pepperdine	W	39-38
J.10	*at Fresno State	W	51-29
J.11	*at Pacific	L	34-37
J.13	*at San Jose State	L	25-48
J.17	Whittier	L	52-55
J.20	*Pacific	L	52-65
J.31	at Whittier	L	50-56
F.1	at Loyola Marymount	L	45-51
F.4	San Diego Dons	L	40-45
F.7	*Cal Poly-SLO	W	57-38
F.8	*Cal Poly-SLO	W	55-34
F.11	at Pepperdine	L	43-60
F.14	*Fresno State	W	45-31
F.15	*Fresno State	L	35-37
F.17	*San Jose State	W	42-39
F.21	*Santa Barbara	W	52-43
F.22	*Santa Barbara	L	32-42
F.25	Chapman	W	55-50
F.28	*at Santa Barbara	L	28-59
M.1	*at Cal Poly-SLO	L	48-64
M.5	Alumni	L	49-50
Total Points			1,223-1,263

* - California Collegiate Athletic Association game

1947-48 • 14-13; 5-5 CCAA

Home: 11-4, Away: 3-9

Head Coach: Charlie Smith

D.9	Alumni	W	48-29
D.13	Occidental	W	52-44
D.19	at Drake	L	38-50
D.20	at Bradley	L	56-82
D.22	at Texas-El Paso	W	60-57
D.23	at Arizona	L	44-60
D.26	Broadway Clowns	W	44-39
D.29	New Mexico State	W	71-30
D.30	Whittier	L	52-56
J.2	Marshall	W	41-23
J.9	University of Mexico	W	63-42
J.12	*Pacific	W	60-43
J.17	*Cal Poly-SLO	W	49-39
J.24	Loyola Marymount	L	27-28
J.30	at Loyola Marymount	L	31-40
J.31	at Pepperdine	L	52-65
F.3	at Whittier	W	54-49
F.6	*Fresno State	W	43-38
F.7	Fresno State	W	57-47
F.9	*San Jose State	L	39-55
F.13	*Santa Barbara	W	51-37
F.20	*at Santa Barbara	L	49-60
F.21	*at Cal Poly-SLO	W	61-42
F.24	Pepperdine	L	64-66
F.27	*at Fresno State	L	64-70
F.28	*at Pacific	L	45-53
M.1	*at San Jose State	L	49-61
Total Points			1,364-1,305

* - California Collegiate Athletic Association game

1948-49 • 13-13; 6-4 CCAA

Home: 10-2, Away: 3-11

Head Coach: George Ziegenfuss

N.23	Alumni	W	56-44
D.1	Arizona State	L	54-58

D.10	Chapman	W	47-16
D.11	Whittier	W	55-38
D.14	at Arizona	L	41-60
D.16	at Creighton	L	33-47
D.18	at Lorain College	L	46-50
D.20	at Marquette	L	50-56
D.22	at Beloit	L	45-61
D.23	at Bradley	L	39-60
J.4	at Loyola Marymount	L	50-59
J.7	*San Jose State	2ot-L	52-55
J.8	*Cal Poly-SLO	W	58-48
J.14	*at Fresno State	W	63-54
J.15	*at Pacific	W	50-43
J.18	Pepperdine	W	55-46
J.21	*Pacific	W	47-43
J.28	*Santa Barbara	W	46-31
F.4	*at Cal Poly-SLO	L	42-44
F.5	*at San Jose State	L	55-65
F.8	Occidental	W	61-48
F.12	*at Santa Barbara	L	55-63
F.18	at Pepperdine	L	42-51
F.19	Loyola Marymount	W	50-49
F.25	*Fresno State	W	71-51
F.26	at Whittier	W	42-36
Total Points			1,305-1,276

* - California Collegiate Athletic Association game

1949-50 • 14-10; 5-5 CCAA

Home: 12-4, Away: 2-6

Head Coach: George Ziegenfuss

D.2	Alumni	L	42-49
D.3	Whittier	W	39-27
D.6	Arizona State	W	54-36
D.9	at UCLA	L	36-65
D.10	Chapman	W	50-40
D.13	Air Pac (Fleet Air)	W	72-40
D.16	Culver-Stockton	W	57-46
D.17	Redlands	W	63-57
D.27	at Loyola Marymount	L	49-52
D.30	at Whittier	W	54-43
J.7	Loyola Marymount	L	55-58
J.13	*San Jose State	L	52-60
J.14	*Cal Poly-SLO	W	51-35
J.17	Cal State Los Angeles	W	68-49
J.27	Peoria Caterpillar Diesels	L	61-68
J.31	Occidental	W	64-38
F.3	*at Santa Barbara	L	48-51
F.4	*at Cal Poly SLO	W	53-49
F.10	*Pepperdine	W	47-40
F.17	*at San Jose State	L	48-59
F.18	*at Fresno State	L	55-61
F.24	*Santa Barbara	W	58-56
F.25	*Fresno State	W	84-65
F.28	*at Pepperdine	L	55-64
Total Points			1,315-1,208

* - California Collegiate Athletic Association game

1950-51 • 9-19; 3-7 CCAA

Home: 6-8, Away: 3-10, Neutral: 0-1

Head Coach: George Ziegenfuss

D.1	Alumni	W	67-48
D.2	San Diego Marines	W	67-60
D.4	Arizona State	L	67-76
D.9	Whittier	W	59-43
D.12	Chapman	W	51-46
D.15	at Southern California	L	40-72
D.16	at Arizona	L	38-68
D.18	at Drake	W	57-50
D.20	at Peoria Diesels	L	47-69
PEPPERDINE INVITATIONAL (Malibu, Calif.)			
D.26	at Pepperdine	L	38-67
D.28	vs. Indiana State	L	57-65
D.30	Indiana State	L	48-53
J.5	*at Cal Poly-SLO	L	58-71
J.6	*at Santa Barbara	L	40-42
J.12	*Cal State Los Angeles	L	59-63
J.13	*Fresno State	W	69-52
J.20	*at Pepperdine	L	53-66
J.26	*at Cal State Los Angeles	W	58-51
J.27	*at Fresno State	W	54-49
F.2	Occidental	W	75-56
F.3	Loyola Marymount	L	50-52
F.9	*Pepperdine	L	60-63
F.10	at Whittier	L	42-46
F.17	*Cal Poly-SLO	L	56-61
F.23	at San Jose State	L	37-68
F.24	at San Jose State	L	46-50
M.2	*Santa Barbara	L	45-55
M.3	at Loyola Marymount	L	56-67
Total Points			1,494-1,629

* - California Collegiate Athletic Association game

Year-By-Year Records



1951-52 • 11-12; 3-5 CCAA

Home: 9-7, Away: 2-5

Head Coach: George Ziegenfuss

N.30	at Loyola Marymount	L	56-66
D.1	at Southern California	L	44-72
D.4	Southwest Missouri State	L	61-76
D.8	Redlands	W	59-51
D.14	San Diego Marines	L	64-78
D.15	Alumni	W	55-43
D.19	Wichita State	L	59-74
D.20	Wichita State	L	63-72
D.28	Whittier	W	70-65
D.29	Seattle	W	54-49
J.4	Occidental	W	76-60
J.5	Loyola Marymount	W	65-60
J.12	*Cal Poly-SLO	W	56-55
J.26	*at Cal State Los Angeles	L	61-72
F.2	*Pepperdine	L	69-81
F.9	*Cal State Los Angeles	L	53-55
F.15	*at Pepperdine	L	58-76
F.19	*Santa Barbara	W	71-58
F.22	*at Santa Barbara	W	59-39
F.23	*at Cal Poly-SLO	L	52-68
F.26	at Whittier	W	68-64
F.29	San Jose State	L	53-64
M.1	San Jose State	W	61-60
Total Points			1,387-1,458

*-California Collegiate Athletic Association game

1952-53 • 16-12; 7-3 CCAA

Home: 12-4, Away: 4-8

Head Coach: George Ziegenfuss

D.2	Alumni	W	77-74
D.5	at Loyola Marymount	L	68-79
D.12	Northern Arizona	W	65-54
D.13	Redlands	W	70-61
D.16	at Arizona	L	64-68
D.18	at Tulsa	L	40-57
D.20	at Fort Hays State	L	59-74
D.23	at Wichita State	L	56-78
D.27	New Mexico Western	W	69-63
J.2	Whittier	W	59-54
J.6	San Diego Marines	L	48-75
J.9	*at Cal Poly-SLO	W	84-76
J.10	*at Santa Barbara	W	54-42
J.12	*Fresno State	W	71-56
J.16	*Cal State Los Angeles	L	47-49
J.17	Loyola Marymount	W	60-59
J.24	*at Cal State Los Angeles	W	75-67
J.27	Chapman	W	89-51
J.30	at UCLA	L	48-77
F.6	*Pepperdine	L	72-74
F.7	Occidental	W	88-72
F.10	at Whittier	W	67-66
F.14	*at Pepperdine	L	59-62
F.20	*Santa Barbara	W	55-49
F.21	*Cal Poly-SLO	W	76-71
F.27	at San Jose State	L	54-66
F.28	at San Jose State	L	61-77
M.2	*at Fresno State	W	82-79
Total Points			1,817-1,830

*-California Collegiate Athletic Association game

1953-54 • 18-6; 8-2 CCAA

NAIA CHAMPIONSHIP - FIRST ROUND

Home: 11-2, Away: 7-4

Head Coach: George Ziegenfuss

D.1	at Southern California	L	66-83
D.4	Alumni	W	70-54
D.5	at Loyola Marymount	L	52-67
D.8	at Whittier	W	71-70
D.11	Arizona State	W	84-60
D.12	Occidental	W	89-58
D.19	Long Beach State	W	95-59
D.21	at Luke Air Force Base (Ariz.)	W	73-56
D.22	at Arizona State	W	69-59
J.9	*Fresno State	W	66-51
J.12	San Diego Marines	L	47-64
J.15	Chapman	W	140-37
J.16	*at Pepperdine	L	79-91
J.23	*at Cal State Los Angeles	W	75-68
J.30	*at Fresno State	W	78-67
F.2	Whittier	W	81-59
F.5	*Cal State Los Angeles	W	75-61
F.6	*Cal Poly-SLO	L	67-73
F.13	Loyola Marymount	W	59-58
F.19	*at Santa Barbara	W	72-70
F.20	*at Cal Poly-SLO	W	110-96
F.26	*Pepperdine	W	95-76
F.27	*Santa Barbara	W	91-74

NAIA TOURNAMENT (Pasadena, Calif.)

M.1	at Pasadena Nazarene	L	87-90
-----	----------------------	---	-------

Total Points 1,891-1,601

*-California Collegiate Athletic Association game

1954-55 • 17-9; 5-3 CCAA

Home: 9-2, Away: 8-7

Head Coach: George Ziegenfuss

D.3	Alumni	W	83-59
D.10	at Whittier	W	73-69
D.11	Pasadena Nazarene	W	84-59
D.14	at Loyola Marymount	L	67-71
D.16	at Portland	L	85-94
D.17	at Seattle	W	91-72
D.18	at Buchan Bakers	L	91-113
D.20	at Puget Sound	W	81-71
D.21	at Willamette	W	91-88
D.22	at Chico State	W	82-76
D.29	at San Francisco	L	56-70
J.6	Portland	W	82-60
J.11	Loyola Marymount	L	52-69
J.14	*Santa Barbara	W	59-57
J.15	*Cal Poly-SLO	L	70-75
J.22	*at Cal State Los Angeles	W	74-69
J.28	at San Jose State	L	46-59
J.29	*at Fresno State	W	73-56
F.1	Redlands	W	44-31
F.5	Pepperdine	W	79-75
F.8	Whittier	W	78-52
F.11	*Fresno State	W	82-64
F.18	*Cal State Los Angeles	W	59-54
F.19	at Pepperdine	W	69-65
F.25	*at Cal Poly-SLO	L	81-86
F.26	*at Santa Barbara	L	64-89
Total Points			1,896-1,803

*-California Collegiate Athletic Association game

1955-56 • 23-6; Independent

Home: 14-0, Away: 7-5, Neutral: 2-1

Head Coach: George Ziegenfuss

D.2	at Arizona	L	74-80
D.3	at Arizona State	L	76-82
D.6	at Loyola Marymount	L	70-74
D.9	at Pasadena Nazarene	W	74-56
D.10	at Whittier	W	79-69
D.13	Chico State	W	75-60
D.16	at Pepperdine	W	90-62
D.19	San Jose State	W	57-50
D.27	Arizona State	W	89-64
J.3	Alumni	W	93-65
J.5	at Cal State Los Angeles	W	91-72
J.7	San Diego Marines	W	88-61
J.14	Cal Poly-SLO	W	81-69
J.17	at Redlands	W	59-55
J.24	Loyola Marymount	W	90-81
J.27	at Fresno State	W	96-88
J.28	at Fresno State	L	86-88
F.3	at Long Beach State	W	74-38
F.4	at Cal Poly-SLO	L	64-67
F.10	Cal State Los Angeles	W	84-52
F.11	Whittier	W	79-58
F.17	San Diego Navy	W	81-63
F.24	Pepperdine	W	74-42
F.25	Long Beach State	W	91-60

NAIA DISTRICT (Aztec Gym/San Diego, Calif.)

M.2	Cal Poly-SLO	W	93-69
M.3	Pasadena Nazarene	W	78-62
M.7	at Humboldt State	W	91-63

NAIA TOURNAMENT (Kansas City, Mo.)

M.13	Alderson-Broadus	W	77-64
M.14	Gustavus Adolphus	L	60-69
Total Points			2,314-1,883

Division II Era

1956-57 • 17-10; 6-2 CCAA

NCAA DIVISION II CHAMPIONSHIP - QUARTERFINALS

Home: 10-4, Away: 5-5, Neutral: 2-1

Head Coach: George Ziegenfuss

N.30	Alumni	W	64-62
D.1	at Loyola Marymount	W	61-47
D.4	San Diego Marines	W	58-55
D.7	at Whittier	L	70-71
D.12	at Chico State	W	91-62
D.13	at Sacramento State	L	56-60
D.14	at Nevada-Reno	W	80-72
D.15	at Nevada-Reno	W	74-64
D.28	Redlands	W	75-42
J.4	*at UC Santa Barbara	L	64-83
J.5	*at Cal Poly-SLO	L	67-72
J.11	*Long Beach State	W	79-69

MOUNTAIN WEST-RECORD 14-TIME CONFERENCE CHAMPIONS

J.12	*Cal State Los Angeles	W	84-73
J.19	Pepperdine	W	70-62
J.25	Pasadena Nazarene	L	71-76
J.26	at Pepperdine	L	77-92
F.1	Whittier	L	58-64
F.2	*at Long Beach State	W	71-64
F.8	*Fresno State	L	78-83
F.9	*Fresno State	L	55-71
F.16	*Cal Poly-SLO	W	65-60
F.21	at *Cal State Los Angeles	W	66-61
F.23	*UC Santa Barbara	W	82-69
F.26	Loyola Marymount	W	76-64

NCAA DIVISION II CHAMPIONSHIP

M.2	Chapman (FR) (Aztec Gym)	W	75-56
M.9	at Regis (Colo.) (SR) (Denver Civic Auditorium.)	W	81-78
M.13	vs. Cal State Los Angeles (QF) (Evansville, Ind.)	L	55-57
Total Points			1,903-1,789

*-California Collegiate Athletic Association game

1957-58 • 17-8; 9-1 CCAA

Home: 10-3, Away: 7-4, Neutral: 0-1

Head Coach: George Ziegenfuss

N.30	Alumni	L	57-62
D.3	at Pasadena Nazarene	L	72-98
D.6	San Diego Marines	L	52-56
D.7	San Francisco Presidio	W	64-54
D.13	at Whittier	L	60-70
D.18	Loyola Marymount	W	79-56
D.28	Whittier	ot-W	70-62
J.3	at Redlands	ot-W	60-50
J.4	Pepperdine	L	68-84
J.10	*Fresno State	ot-W	73-71
J.11	Arizona	W	83-76
J.18	*at Long Beach State	W	73-53
J.24	Arizona State	W	74-72
J.25	*at Cal State Los Angeles	W	64-62
J.31	*at Fresno State	L	65-93
F.1	at San Jose State	L	60-63
F.7	*Cal State Los Angeles	W	67-60
F.8	*Cal Poly-SLO	W	82-60
F.14	at Loyola Marymount	W	76-58
F.15	at Pepperdine	W	70-59
F.21	*at Cal Poly-SLO	W	81-60
F.22	*at UC Santa Barbara	W	83-58
F.28	*Long Beach State	W	67-59
M.1	*UC Santa Barbara	W	50-42

CCAA PLAYOFF (Los Angeles, Calif.)

M.4	vs. Fresno State	ot-L	73-76
Total Points			1,723-1,614

*-California Collegiate Athletic Association game

1958-59 • 17-8; 7-3 CCAA

Home: 12-2, Away: 5-6

Head Coach: George Ziegenfuss

D.1	Alumni	W	73-57
D.3	Whittier	W	69-40
D.5	at Pepperdine	L	69-71
D.9	at Loyola Marymount	W	54-48

POINSETTIA TOURNAMENT (San Diego, Calif.)

D.12	San Jose State	W	63-50
D.13	San Diego Marines	L	66-72
D.20	Chapman	W	69-51
D.27	at Arizona State	L	65-74
D.30	Denver	W	61-43
J.3	Pepperdine	W	67-54
J.6	at Whittier	W	53-40
J.9	*UC Santa Barbara	W	66-41
J.10	*Cal Poly-SLO	W	73-54
J.16	*at Long Beach State	W	71-63
J.17	*at Cal State Los Angeles	W	86-79
J.24	Loyola Marymount	W	59-49
J.30	*at Fresno State	L	59-73
J.31	at San Jose State	L	39-48
F.7	San Diego Marines	L	69-73
F.10	Pasadena Nazarene	W	81-79
F.13	*at UC Santa Barbara	W	76-63
F.14	*at Cal Poly-SLO	L	53-67
F.20	*Fresno State	W	74-69
F.21	*Long Beach State	W	84-64
F.27	*Cal State Los Angeles	L	73-84
Total Points			1,672-1,506

*-California Collegiate Athletic Association game

1959-60 • 9-17; 2-8 CCAA

Home: 6-7, Away: 3-9, Neutral: 0-1

Head Coach: George Ziegenfuss

D.1	Alumni	W	76-63
D.4	at Loyola Marymount	L	54-69
D.5	San Francisco State	W	63-56
D.8	Loyola Marymount	ot-W	59-57
D.12	at Whittier	W	65-62
D.15	at Arizona	L	50-65

INTRODUCTION

COACHES & STAFF

PLAYERS

2021-22 REVIEW

RECORDS

HISTORY

UNIVERSITY

AZTEC BASKETBALL MEDIA GUIDE

Year-By-Year Records



MOUNTAIN WEST-RECORD 14-TIME CONFERENCE CHAMPIONS

TOURNAMENT OF ROSES (Portland, Ore.)

D.18	at Portland	L	46-63
D.19	vs. Gonzaga	L	69-72
D.21	at San Francisco State	L	59-66
D.30	San Diego Marines	W	82-75
J.2	Redlands	L	53-56
J.5	at Pasadena Nazarene	L	67-76
J.9	*Long Beach State	W	67-61
J.15	*at Cal Poly-SLO	W	81-64
J.16	*at UC Santa Barbara	L	63-69
J.22	*Cal State Los Angeles	L	88-104
J.23	*Fresno State	L	57-61
J.29	*at Fresno State	L	62-80
J.30	at San Jose State	L	52-57
F.6	Whittier	W	58-51
F.8	at Pepperdine	W	74-71
F.12	*at Long Beach State	L	72-104
F.13	Pepperdine	L	58-63
F.19	*Cal Poly-SLO	L	64-68
F.20	*UC Santa Barbara	L	52-66
F.26	*at Cal State Los Angeles	L	71-98
Total Points			1,662-1,797

* - California Collegiate Athletic Association game

1960-61 • 10-14; 3-7 CCAA

Home: 10-6, Away: 0-8

Head Coach: George Ziegenfuss

D.2	Alumni	W	79-59
D.3	at Pepperdine	L	60-77
D.9	at Whittier	L	65-84
D.16	at Redlands	L	50-51
D.22	Colorado State Teachers College	W	72-66
D.23	Colorado State Teachers College	W	68-67
D.30	San Diego Marines	ot-W	91-89
D.31	Pasadena Nazarene	W	75-71
J.6	*Long Beach State	W	72-71
J.7	Chapman	L	47-70
J.13	*at Cal Poly-SLO	L	50-61
J.14	*at Fresno State	L	53-54
J.20	Whittier	W	68-66
J.21	Pepperdine	L	48-50
J.27	*Cal State Los Angeles	W	74-73
J.28	*UC Santa Barbara	L	62-65
E.3	St. Mary's	L	58-81
F.10	*at Long Beach State	L	73-79
F.11	Cal State Northridge	W	63-52
F.17	*Cal Poly-SLO	W	67-60
F.18	*Fresno State	L	60-64
E.21	Loyola Marymount	L	47-73
E.24	*at Cal State Los Angeles	L	50-63
F.25	*at UC Santa Barbara	L	57-70
Total Points			1,509-1,616

* - California Collegiate Athletic Association game

1961-62 • 10-16; 5-7 CCAA

Home: 7-7, Away: 3-9

Head Coach: George Ziegenfuss

D.1	Redlands	W	67-54
D.2	at Pepperdine	ot-W	80-78
D.5	at Loyola Marymount	L	54-90
D.8	Evansville	L	84-89
D.9	Whittier	W	63-60
D.14	at Evansville	L	61-83
D.15	at Bradley	L	64-88
D.18	at Toledo	L	70-78
D.20	at Western Michigan	L	60-81
D.21	at Drake	L	51-82

SAN DIEGO KIWANIS CHRISTMAS TOURNAMENT

D.29	Nevada-Reno	W	83-62
D.30	Colorado State	L	57-72
J.5	*at Long Beach State	L	55-80
J.6	*at Cal State Northridge	W	74-66
J.12	*Cal Poly-SLO	W	60-49
J.13	*Fresno State	L	65-77
J.20	Pasadena Nazarene	W	88-71
J.26	*at Cal State Los Angeles	W	81-77
J.27	*at UC Santa Barbara	L	55-59
F.2	Pepperdine	L	58-64
F.9	*Long Beach State	L	78-79
F.10	*Cal State Northridge	W	88-80
F.16	*at Cal Poly-SLO	L	84-87
F.17	*at Fresno State	L	69-73
F.23	*Cal State Los Angeles	W	85-65
F.24	*UC Santa Barbara	L	75-77
Total Points			1,809-1,921

* - California Collegiate Athletic Association game

1962-63 • 17-9; 8-4 CCAA

Home: 12-2, Away: 5-7

Head Coach: George Ziegenfuss

D.1	Cal Poly-Pomona	W	68-58
D.4	at Pepperdine	L	66-74

D.7	at Whittier	W	67-64
D.8	San Diego	W	68-49
D.12	at Denver	L	55-81
D.13	at Regis College	L	52-58
D.15	*at Northern Colorado	ot-W	74-73
D.17	at Utah State	L	57-101
D.19	Regis College	ot-W	65-64

AZTEC KIWANIS BASKETBALL FESTIVAL (San Diego, Calif.)

D.22	Iowa State	L	59-72
D.28	San Francisco State	W	73-63
D.29	Redlands	W	77-59
J.5	*at Cal State Los Angeles	W	82-81
J.11	*Fresno State	ot-W	65-60
J.12	*Cal Poly-SLO	W	65-58
J.18	Whittier	W	84-81
J.25	*at Cal State Northridge	W	65-59
J.26	*at UC Santa Barbara	L	60-71
F.1	*Long Beach State	ot-W	85-80
F.2	Pepperdine	W	55-51
F.9	*Cal State Los Angeles	ot-W	86-83
F.15	*at Fresno State	L	56-64
F.16	*at Cal Poly-SLO	W	75-63
F.22	*Cal State Northridge	W	86-77
F.23	*UC Santa Barbara	L	66-71
M.1	*at Long Beach State	L	63-78
Total Points			1,774-1,793

* - California Collegiate Athletic Association game

1963-64 • 15-11; 6-4 CCAA

Home: 9-3, Away: 6-8

Head Coach: George Ziegenfuss

N.30	at Pepperdine	L	65-79
D.6	at San Diego	W	70-69
D.7	at Whittier	W	84-63
D.10	Pepperdine	W	77-75
D.14	at Iowa State	L	56-93
D.16	at Drake	L	49-79
D.17	at Nebraska Wesleyan	L	73-78
D.20	UC Davis	W	76-47
D.27	Chapman	W	72-68
D.28	Redlands	L	46-48
J.3	*Long Beach State	W	74-70
J.10	*at Cal Poly-SLO	W	84-72
J.11	*at Fresno State	L	63-74
J.16	Whittier	W	81-75
J.18	Cal State Fullerton	W	94-64
J.24	*Cal State Los Angeles	L	84-91
J.25	*Cal State Northridge	W	94-74
J.31	at Cal State Fullerton	W	89-64
F.1	at Cal Poly-Pomona	L	68-96
F.7	*at Long Beach State	W	80-69
F.8	Cal Poly-Pomona	W	86-75
F.14	*Cal Poly-SLO	W	90-64
F.15	*Fresno State	L	61-68
F.21	*at Cal State Los Angeles	L	82-89
F.22	*at Cal State Northridge	W	82-72
F.28	at Pasadena Nazarene	L	86-88
Total Points			1,966-1,884

* - California Collegiate Athletic Association game

1964-65 • 14-11; 5-5 CCAA

Home: 9-3, Away: 5-8

Head Coach: George Ziegenfuss

D.1	Cal Western	W	51-47
D.4	at Whittier	W	73-71
D.12	at Cal State Fullerton	W	96-71
D.18	at San Francisco State	L	72-74
D.19	at Seattle Pacific	L	58-72
D.22	at Portland	L	73-76
D.23	at Portland	L	61-62
D.29	at Redlands	W	61-53
J.2	Pasadena Nazarene	W	97-66
J.8	*at Long Beach State	W	69-62
J.15	*Cal Poly-SLO	W	77-76
J.16	*Fresno State	W	69-67
J.22	San Diego	2ot-L	85-89
J.23	Cal Poly-Pomona	W	65-64
J.29	*at Cal State Northridge	L	59-68
J.30	*at Cal State Los Angeles	L	80-95
F.5	at Cal Poly-Pomona	L	54-69
F.6	Whittier	W	83-71
F.12	*Long Beach State	L	66-72
F.13	Cal State Fullerton	W	96-59
F.19	*at Cal Poly-SLO	W	83-65
F.20	*at Fresno State	L	72-90
F.23	Chapman	W	69-63
F.26	*Cal State Northridge	L	63-69
F.27	*Cal State Los Angeles	W	88-72
Total Points			1,820-1,743

* - California Collegiate Athletic Association game

1965-66 • 14-12; 6-4 CCAA

Home: 10-3, Away: 4-9

Head Coach: George Ziegenfuss

D.3	at Cal Western	L	60-71
D.4	at Cal Poly-Pomona	L	80-82
D.10	at Whittier	W	76-72
D.11	Redlands	W	91-70
D.14	Nebraska Wesleyan	W	89-63
D.16	at San Diego	L	47-54
D.18	at Southern Illinois	L	35-64
D.20	at Kentucky Wesleyan	L	61-94
D.22	at Evansville	L	76-89
D.28	Cal State Fullerton	2ot-W	87-86
D.31	Cal Western	L	58-69
J.7	*Long Beach State	W	102-81
J.8	UNLV	W	91-62
J.14	*at Fresno State	L	49-86
J.15	*at Cal Poly-SLO	L	71-77
J.22	Cal Poly-Pomona	L	66-79
J.28	*Cal State Los Angeles	L	78-80
J.29	*Cal State Northridge	W	91-79
F.4	Claremont-Mudd	W	70-42
F.5	at Cal State Fullerton	W	105-72
F.8	Whittier	W	80-63
F.11	*at Long Beach State	W	84-65
F.18	*Fresno State	W	69-66
F.19	*Cal Poly-SLO	W	83-52
F.25	*at Cal State Los Angeles	L	75-86
F.26	*at Cal State Northridge	W	94-78
Total Points			1,968-1,882

* - California Collegiate Athletic Association game

1966-67 • 24-5; 9-1 CCAA

NCAA DIVISION II CHAMPIONSHIP - QUARTERFINALS

Home: 16-0, Away: 8-4, Neutral: 0-1

Head Coach: George Ziegenfuss

D.2	NW Missouri State	W	78-55
D.3	at Whittier	W	109-70
D.10	at Cal State Fullerton	W	80-64
D.13	Evansville	W	105-83
D.15	San Diego	ot-W	55-50
D.17	at SW Missouri State	L	63-73
D.19	at Tulsa	W	59-57
D.20	at Wichita State	L	54-68
D.23	Cal State Fullerton	W	96-68
D.30	Redlands	W	83-60
J.6	*at Long Beach State	W	74-56
J.7	Cal Poly-Pomona	W	78-66
J.13	*Cal Poly-SLO	W	96-69
J.14	*Fresno State	W	84-63
J.21	Cal Western	W	53-52
J.27	*at Cal State Northridge	W	76-68
J.28	*at Cal State Los Angeles	W	95-72
F.3	at UNLV	L	64-68
F.7	Whittier	W	79-68
F.10	*Long Beach State	W	84-66
F.11	at Cal Poly-Pomona	W	76-66
F.17	*at Cal Poly-SLO	W	66-64
F.18	*at Fresno State	L	62-76
F.24	*Cal State Northridge	W	102-58
F.25	*Cal State Los Angeles	W	89-69
M.3	UC Riverside	W	90-68

NCAA COLLEGE DIVISION REGIONALS

M.10	Portland State (SR)	W	101-73
M.11	UNLV (RC)	W	88-71

NCAA DIVISION II TOURNAMENT (Evansville, Ind.)

M.15	vs. Illinois State (QF) (D)	3ot-L	76-77
Total Points			2,315-1,918

* - California Collegiate Athletic Association game

1967-68 • 21-6; 11-3 CCAA

NCAA DIV. II CHAMPIONSHIP - SUB-REGIONAL

Home: 9-2, Away: 11-3, Neutral: 1-1

Head Coach: George Ziegenfuss

D.1	at Redlands	W	97-59
D.2	SW Missouri State	W	70-67
D.5	at Whittier	W	84-63
D.9	at San Diego	W	69-59
D.16	Athletes in Action	W	102-91
D.18	at Indiana State	L	69-84
D.20	at Bradley	L	76-95
D.21	at Northern Illinois	ot-W	72-69
D.28	Claremont-Mudd	W	88-57
J.5	*Cal Poly-Pomona	L	72-75
J.6	*Cal State Fullerton	W	87-74
J.12	*at Fresno State	W	71-60
J.13	*at Cal Poly-SLO	L	77-89
J.20	at Cal Western	W	65-53
J.26	*Cal State Los Angeles	W	73-72
J.27	*Cal State Northridge	W	97-70
F.2	*Long Beach State	L	57-62
F.3	Whittier	W	78-60

INTRODUCTION

COACHES & STAFF

PLAYERS

2021-22 REVIEW

RECORDS

HISTORY

UNIVERSITY

AZTEC BASKETBALL MEDIA GUIDE

Year-By-Year Records



F.9	*at Cal Poly-Pomona	W	68-64
F.10	*at Cal State Fullerton	W	84-60
F.16	*Fresno State	W	86-70
F.17	*Cal Poly-SLO	W	94-75
F.23	*at Cal State Northridge	W	94-69
F.24	*at Cal State Los Angeles	W	85-79
M.1	*at Long Beach State	W	84-72
NCAA COLLEGE DIVISION REGIONALS			
M.8	UC Irvine (SR)	L	69-78
M.9	UC Davis (SR-3rd)	W	79-72
Total Points			2,147-1,898

* - California Collegiate Athletic Association game

1968-69 • 10-15; Independent

Home: 5-7, Away: 4-8, Neutral: 1-0

Head Coach: George Ziegenfuss

D.6	at Whittier	W	73-72
D.7	at Cal State Los Angeles	W	101-89
D.14	Redlands	W	79-53
D.17	at Ball State	L	73-75
D.19	at Kentucky Wesleyan	L	63-86
D.21	at Evansville	L	87-94
D.23	Minnesota	L	60-73

NEVADA SOUTHERN TOURNAMENT (Las Vegas, Nev.)

D.27	at UNLV	L	74-101
D.28	vs. Montana	W	71-61
J.3	at Cal Poly-Pomona	W	76-66
J.4	at Cal State Fullerton	L	59-65
J.10	Cal Poly-SLO	W	74-58
J.11	Fresno State	L	78-91
J.18	Cal Western	W	87-70
J.24	Northern Illinois	L	73-81
J.31	Whittier	L	96-103
F.1	UC Santa Barbara	L	80-93
F.7	Cal Poly-Pomona	W	99-98
F.8	Chapman	W	99-90
F.14	at Cal Poly-SLO	W	77-76
F.15	at Fresno State	L	69-87
F.20	San Diego	L	65-72
F.22	at Chapman	L	92-94
F.25	at UC Irvine	L	56-89
F.28	Cal State Fullerton	L	62-76
Total Points			1,923-2,013

1969-70 • 13-13; 3-7 PCAA

Home: 8-5, Away: 5-8

Head Coach: Dick Davis

Leading Scorers: Von Jacobsen (G, Jr., 16.4, 6.5), Joe Lavender (F, Jr., 15.2, 7.6), Jon Borchert (F, Jr., 11.7, 8.6), Mike Spilger (G, Sr., 9.6, 2.0), Gary Schneider (F, Jr., 8.8, 6.8)

AZTEC INVITATIONAL (San Diego Sports Arena)

D.3	Pomona College (SA)	W	81-74
D.5	UC San Diego (SA)	W	70-65
D.6	Tahoe College (SA)	W	92-87
D.12	Cal State Northridge (PG)	L	74-84
D.13	UC Irvine (PG)	W	80-68
D.20	at Southern Illinois	L	53-67
D.22	at Northern Illinois	L	65-85
D.23	at Minnesota	L	68-79
D.27	San Francisco State (PG)	W	73-59
J.2	at Cal State Fullerton	W	75-60
J.3	Cal Poly-Pomona (PG)	W	86-78
J.9	*Long Beach State (PG)	L	56-60
J.16	*at Cal State Los Angeles	W	90-69
J.17	*at UC Santa Barbara	L	59-62
J.24	at Cal Poly-Pomona	L	71-83
J.30	*Fresno State (PG)	L	86-88
J.31	*San Jose State (PG)	W	85-74
F.3	at San Diego	W	70-67
F.6	at Cal State Northridge	L	71-77
F.7	at U.S. International	W	96-74
F.10	Cal State Fullerton (PG)	W	112-66
F.13	*at Fresno State	L	91-100
F.14	*at San Jose State	W	85-74
F.20	*Cal State Los Angeles (PG)	L	92-97
F.21	*UC Santa Barbara (PG)	L	77-87
F.27	*at Long Beach State	L	55-74
Total Points			2,013-1,958

* - Pacific Coast Athletic Association game

Division I Era

1970-71 • 12-14; 3-7 PCAA

Home: 10-4, Away: 2-10

Head Coach: Dick Davis

Leading Scorers: Gary Schneider (C, Sr., 15.1, 8.8), Jimmy Harris (G, Jr., 13.6, 2.7), Von Jacobsen (G, Sr., 11.6, 4.4), Joe Lavender (F, Sr., 11.6, 5.6), Jimmy Wilkins (G, Jr., 10.1, 3.1)

D.1	at Texas Tech	L	86-93
D.3	at Arizona State	L	79-117
D.11	at Loyola Marymount	L	85-91
D.18	North Dakota State (PG)	W	92-86

D.19	Ball State (PG)	W	86-75
D.21	at Tulsa	L	87-113
D.23	at Creighton	L	68-73
J.4	Colorado (PG)	L	77-85
J.8	*Long Beach State (PG)	L	73-83
J.9	Seattle (PG)	W	100-85
J.15	*UC Santa Barbara (PG)	L	75-81
J.16	*Cal State Los Angeles (PG)	L	87-97
J.22	Louisiana Tech (PG)	W	88-78
J.23	Loyola Marymount (PG)	W	100-75
J.26	San Diego (PG)	W	97-82
J.29	*at San Jose State	W	102-83
J.30	*at Fresno State	L	96-97
F.4	Hawaii (PG)	W	107-95
F.6	at UC Irvine	W	71-67
F.8	at Pacific	L	83-110
F.12	*San Jose State (PG)	W	115-102
F.13	*Fresno State (PG)	W	106-95
F.19	*at UC Santa Barbara	L	86-96
F.20	*at Cal State Los Angeles	L	70-77
F.23	U.S. International (PG)	W	84-64
F.26	*at (20) Long Beach State	L	61-63
Total Points			2,261-2,263

* - Pacific Coast Athletic Association game

1971-72 • 18-10; 7-5 PCAA

Home: 11-2, Away: 6-8, Neutral: 1-0

Head Coach: Dick Davis

Leading Scorers: Chris McMurray (C, Jr., 16.1, 12.5), Jimmy Harris (G, Sr., 15.9, 3.8), Jimmy Wilkins (G, Sr., 14.8, 5.4), Jeff Pete (F, Jr., 10.8, 5.7), Larry Jones (F, Jr., 9.1, 8.7)

D.1	at Colorado	W	79-68
D.3	at Nebraska	W	63-61
D.4	at North Dakota State	W	83-71
D.9	at Arizona	W	69-67
D.11	Northern Colorado (SA)	W	104-75
D.13	Wheaton (SA)	W	100-88
D.15	North Dakota State (SA)	W	86-69
D.17	at Oregon State	L	90-96

UC IRVINE TOURNAMENT (Irvine, Calif.)

D.21	vs. Chapman	W	99-79
D.22	at UC Irvine	L	77-83
J.6	* (8) Long Beach State (SA)	L	75-89
J.13	*UC Santa Barbara (SA)	W	73-64
J.15	*Cal State Los Angeles (SA)	W	90-85
J.21	*at UC Santa Barbara	W	69-66
J.22	Arizona State (PG)	L	73-76
J.25	San Diego (SA)	W	87-69
J.28	*at Pacific	L	72-92
J.29	*at San Jose State	at-L	63-65
F.4	*Fresno State (SA)	W	73-72
F.12	*at (8) Long Beach State	L	68-85
F.15	UC Irvine (SA)	W	109-95
F.17	*Pacific (SA)	W	84-82
F.19	*San Jose State (PG)	W	80-73
F.21	U.S. International (SA)	W	83-68
F.25	at (17) Hawaii	L	75-94
F.26	at (17) Hawaii	L	83-91
M.3	*at Cal State Los Angeles	L	85-92
M.4	*at Fresno State	W	90-80
Total Points			2,282-2,195

* - Pacific Coast Athletic Association game

1972-73 • 15-11; 7-5 PCAA

Home: 11-2, Away: 4-9

Head Coach: Dick Davis

Leading Scorers: Geoff Pete (G, Sr., 12.1, 4.1), John Anderson (F, Jr., 11.0, 6.9), Steve Copp (F, Jr., 10.4, 6.7), Larry Jones (F/C, Sr., 10.3, 7.1), Brad McNamara (G, Jr., 9.5, 1.8)

N.27	at (17) Kansas State	L	67-79
D.4	Hardin-Simmons (SA)	W	70-67
D.9	Loyola Marymount (SA)	W	88-67
D.15	Portland State (SA)	W	86-53
D.16	Oral Roberts (SA)	L	75-87
D.19	at DePaul	L	75-89
D.21	at Northern Illinois	W	85-74
D.23	at Illinois State	L	82-99
J.2	Colorado (SA)	W	65-60
J.5	*at Pacific	L	67-81
J.6	*at San Jose State	L	50-52
J.13	*at Fresno State	W	79-71
J.15	Arizona (PG)	W	81-68
J.18	Creighton (PG)	W	73-68
J.20	at Arizona State	L	70-95
J.26	at U.S. International	W	58-55
J.31	*Cal State Los Angeles (SA)	W	78-77
F.3	*UC Santa Barbara (SA)	W	68-65
F.7	*at (3) Long Beach State	L	76-97
F.10	* (3) Long Beach State (SA)	L	66-84
F.15	*Pacific (SA)	W	99-86
F.17	*San Jose State (PG)	W	76-73
F.23	*at UC Santa Barbara	L	65-87
F.24	*at Cal State Los Angeles	W	88-87
F.27	at San Diego	L	67-78

MOUNTAIN WEST-RECORD 14-TIME CONFERENCE CHAMPIONS

M.3	*Fresno State (SA)	W	76-75
Total Points			1,930-1,974

* - Pacific Coast Athletic Association game

1973-74 • 7-19; 4-8 PCAA

Home: 5-6, Away: 1-12, Neutral: 1-1

Head Coach: Dick Davis

Leading Scorers: John Anderson (F, Sr., 12.1, 6.7), Brad McNamara (G, Sr., 11.6, 1.5), Allen Bunting (C/F, So., 9.8, 6.7), Dan Teague (G, Sr., 9.0, 3.8), Gary Earle (G, So., 7.5, 3.1)

CREIGHTON INVITATIONAL TOURNAMENT (Omaha, Neb.)

D.7	vs. Oklahoma	L	57-92
D.8	vs. Air Force	W	87-68
D.11	at (14) Arizona	L	79-109
D.13	at Oral Roberts	L	78-95
D.15	at Colorado	L	69-82
D.21	(13) Kansas State (SA)	W	88-75
D.28	Rice (PG)	L	64-75
D.29	Illinois State (PG)	W	97-88
J.3	at Creighton	L	61-79
J.5	at Oklahoma	L	66-91
J.8	at (7) Marquette	L	66-90
J.10	*at San Jose State	L	69-81
J.12	*at Pacific	L	63-64
J.17	*Cal State Los Angeles (PG)	L	72-75
J.19	*Fresno State (PG)	W	57-56
J.22	at Loyola Marymount	L	59-65
J.24	Northern Illinois (SA)	at-L	80-89
F.2	*UC Santa Barbara (PG)	L	73-76
F.7	* (9) Long Beach State	L	48-64
F.9	* (9) Long Beach State (SA)	L	72-98
F.15	*at Cal State Los Angeles	L	52-77
F.16	*at Fresno State	W	80-78
F.21	*at UC Santa Barbara	L	70-85
F.26	Arizona State (SA)	L	68-78
F.28	*Pacific (PG)	W	78-75
M.2	*San Jose State (PG)	W	73-71
Total Points			1,826-2,076

* - Pacific Coast Athletic Association game

1974-75 • 14-13; 6-4 PCAA

NCAA TOURNAMENT - FIRST ROUND

Home: 9-5, Away: 4-6, Neutral: 1-2

Head Coach: Tim Vezie

Leading Scorers: Will Connelly (C, So., 17.7, 9.2), Steve Copp (F, Jr., 13.8, 9.1), Bob Kovach (F, Jr., 12.3, 5.7), Allen Bunting (F, Jr., 8.3, 5.7), Gary Earle (G, Jr., 7.0, 3.1)

D.2	Washington State (SA)	L	67-76
D.5	Idaho State (PG)	W	76-67
D.7	(18) Arizona (SA)	L	79-81
D.9	(12) Purdue (SA)	L	87-91
D.14	at Rice	W	83-75
D.17	at Arizona State	L	86-96
D.19	at Colorado	L	84-85
D.23	Western Michigan (PG)	W	60-58

ORAL ROBERTS CLASSIC (Tulsa, Okla.)

D.27	vs. Bowling Green	L	68-73
D.28	vs. Harvard	W	69-53
J.2	Oklahoma (SA)	at-L	74-79
J.4	Loyola Marymount (PG)	W	57-55
J.6	(13) Marquette (SA)	L	54-58
J.18	at UC Santa Barbara	W	68-67
J.25	*Cal State Fullerton (PG)	W	72-65
J.30	*Fresno State (PG)	W	73-60
F.1	*Long Beach State (PG)	W	84-77
F.6	*at Pacific	W	74-72
F.8	*at San Jose State	L	73-77
F.13	*San Jose State (PG)	W	95-77
F.15	*Pacific (PG)	W	78-70
F.20	UC Santa Barbara (PG)	W	77-76
F.22	*at Cal State Fullerton	L	71-72
F.25	at San Diego	W	84-61
F.27	*at Long Beach State	L	74-97
M.2	*at Fresno State (D)	L	64-68

NCAA TOURNAMENT (Tempe, Ariz.)

M.15	vs. (17) UNLV	L	80-90
Total Points			2,011-1,976

* - Pacific Coast Athletic Association game

1975-76 • 16-13; 5-5 PCAA

NCAA TOURNAMENT - FIRST ROUND

Home: 10-3, Away: 4-9, Neutral: 2-1

Head Coach: Tim Vezie

Leading Scorers: Steve Copp (F, Sr., 17.9, 8.6), Will Connelly (C, Jr., 16.6, 8.9), Bob Kovach (F, Sr., 9.8, 4.9), Ray Leary (G, Sr., 8.3, 2.2), Joel Kramer (F, So., 7.7, 6.0)

N.28	at Washington State (SC)	L	81-86
D.1	at Idaho State	L	65-73
D.10	at Purdue	W	81-79

UTAH CLASSIC (Salt Lake City, Utah)

D.12	vs. Nevada-Reno	W	86-65
D.13	at Utah	L	89-98
D.15	at (5) UCLA	L	86-101
D.17	Central Michigan (PG)	W	73-59
D.19	San Diego (PG)	W	78-62

INTRODUCTION
COACHES & STAFF
PLAYERS
2021-22 REVIEW
RECORDS
HISTORY
UNIVERSITY
AZTEC BASKETBALL MEDIA GUIDE

Year-By-Year Records



MOUNTAIN WEST-RECORD 14-TIME CONFERENCE CHAMPIONS

D.27	at Nevada-Reno	L	89-90
D.30	St. Francis (Pa.) (PG)	W	95-87
J.2	New Mexico (SA)	W	78-58
J.5	Colorado (SA)	W	78-72
J.8	Iowa State (PG)	W	92-78
J.10	Portland State (PG)	W	110-80
J.15	at UC Santa Barbara	L	78-83
J.24	*Cal State Fullerton (PG)	W	63-60
J.29	*Long Beach State (PG)	W	79-52
J.31	*Fresno State (PG)	W	103-84
E.5	*at San Jose State	W	73-71
E.8	*at Pacific (D)	L	64-70
F.12	*Pacific (PG)	L	62-68
F.14	*San Jose State (PG)	L	74-82
F.19	UC Santa Barbara (PG)	L	73-76
E.21	*at Cal State Fullerton	L	61-71
E.26	*at Fresno State	L	82-87
F.28	*at Long Beach State	ot-W	67-62
PCAA TOURNAMENT (Stockton, Calif.)			
M.6	vs. San Jose State (SF)	W	67-64
M.7	at Pacific (CH)	W	76-64
NCAA TOURNAMENT (Eugene, Ore.)			
M.13	vs. (6) UCLA (FR)	L	64-74
Total Points			2,267-2,156

* - Pacific Coast Athletic Association game

1976-77 • 13-15; 9-3 PCAA			
Home: 8-4, Away: 4-9, Neutral: 1-2			
Head Coach: Tim Vezie			
Leading Scorers: Presnell Gilbert (G, Fr., 15.4, 6.5), Brian Frishman (G/F, Sr., 14.7, 4.8), Joel Kramer (F, Jr., 11.3, 9.2), Mark Delsman (G, Sr., 8.9, 2.9), Will Connelly (F, Sr., 8.8, 5.2)			
N.26	at (4) UCLA	L	64-74
N.29	Northern Arizona (PG)	W	89-65
SUN DEVIL CLASSIC (Tempe, Ariz.)			
D.3	at Arizona State	L	65-86
D.4	vs. Wichita State	L	62-75
D.8	at San Diego	L	63-67
D.11	(5) UNLV (SA)	L	113-118
D.16	Boise State (PG)	W	78-68
D.20	at New Mexico	L	104-107
CABRILLO CLASSIC (San Diego Sports Arena)			
D.28	La Salle (SA)	L	84-88
D.29	Texas-El Paso (SA)	W	76-58
J.3	North Texas State (PG)	L	100-108
J.6	at (11) Arizona	L	77-80
J.8	at Drake	L	80-103
J.10	at Missouri	L	69-84
J.15	*at Cal State Fullerton	W	73-70
J.20	*Pacific (PG)	ot-W	83-76
J.22	*San Jose State (PG)	W	88-80
J.27	*at Fresno State	L	61-77
J.29	*at Long Beach State	L	83-85
J.31	*UC Santa Barbara (PG)	W	76-66
E.5	*Cal State Fullerton (PG)	W	61-59
F.12	*at UC Santa Barbara	W	87-76
F.17	*Long Beach State (PG)	L	73-75
F.19	*Fresno State (PG)	W	80-58
F.24	*at San Jose State	W	73-64
E.26	*at Pacific	W	64-63
PCAA TOURNAMENT (Anaheim, Calif.)			
M.2	Fresno State (PG) (FR)	W	51-41
M.5	vs. San Jose State (SF)	L	74-75
Total Points			2,151-2,146

* - Pacific Coast Athletic Association game

1977-78 • 19-9; 11-3 PCAA			
Home: 12-1, Away: 6-6, Neutral: 1-2			
Head Coach: Tim Vezie			
Leading Scorers: Kim Goetz (F, Jr., 16.9, 2.8), Joel Kramer (F, Sr., 13.5, 9.1), Steve Malovic (C, Jr., 13.1, 7.8), Mike Dodd (G, Jr., 14.1, 2.3), Hilton Hale (4.8, 2.5)			
N.25	Drake (SA)	W	100-72
D.2	Arizona (SA)	L	79-80
D.3	Nevada-Reno (SA)	W	113-88
D.10	at (10) UNLV	L	95-101
DAYTON INVITATIONAL (Dayton, Ohio)			
D.16	at Dayton	L	71-80
D.17	vs. Oregon	L	89-91
D.19	at Toledo	L	66-75
D.23	Brigham Young (SA)	W	104-88
CABRILLO CLASSIC (San Diego Sports Arena)			
D.29	Fordham (SA)	W	104-74
D.30	Purdue (SA)	W	91-84
J.7	at Arizona State	W	77-74
J.9	at Northern Arizona	W	76-69
J.12	*at Pacific	L	71-72
J.14	*at San Jose State	W	68-66
J.19	*UC Irvine (SA)	W	90-65
J.21	*at Fresno State	L	49-59
J.26	*Cal State Fullerton (SA)	W	94-69
J.28	*UC Santa Barbara (SA)	W	80-56
E.2	*Long Beach State (SA)	W	88-82
F.4	*at Long Beach State	L	79-89

F.9	*at UC Santa Barbara	W	87-71
F.11	*at Cal State Fullerton	W	76-70
F.16	*Fresno State (SA)	W	45-41
F.18	*at UC Irvine	W	48-42
F.23	*San Jose State (SA)	W	81-77
F.25	*Pacific (SA)	W	84-69
PCAA TOURNAMENT (SF in Anaheim, Calif.)			
M.2	vs. UC Santa Barbara (FR)	W	96-70
M.3	vs. Cal State Fullerton (SF)	L	50-64
Total Points			2,251-2,038

* - Pacific Coast Athletic Association game

1978-79 • 15-12; 4-8 Western Athletic			
Home: 13-4, Away: 2-8			
Head Coach: Tim Vezie			
Starting Lineup: Kim Goetz (F, Sr., 20.5, 4.4), Steve Malovic (C, Sr., 17.4, 9.8), Mike Dodd (G, Sr., 12.6, 3.7), Tony Gwynn (G, So., 9.7, 2.3), Presnell Gilbert (F, Jr., 11.2, 5.4)			
N.24	at Oregon	L	64-75
N.28	Idaho State (SA)	W	104-83
D.1	Wisconsin-Parkside (SA)	W	79-61
D.5	at (17) San Francisco	W	77-75
D.9	Toledo (SA)	W	65-57
D.16	at (5) UCLA	L	73-97
D.21	Missouri (SA)	W	83-77
D.23	(7) Kansas (SA)	W	81-69
CABRILLO CLASSIC (San Diego Sports Arena)			
D.29	Stanford (SA)	L	84-85
D.30	Pennsylvania (SA)	W	110-86
J.4	UNLV (SA)	L	80-85
J.5	Portland State (SA)	W	88-54
J.12	*at Wyoming	L	71-78
J.13	*at Colorado State	L	76-82
J.16	Cal State Northridge (SA)	W	82-73
J.22	Arizona State (SA)	W	80-73
J.25	*New Mexico (SA)	W	78-72
J.27	*Texas-El Paso (SA)	W	62-61
F.2	*at Utah	L	74-76
F.3	*at Brigham Young	L	80-88
F.9	*Colorado State (SA)	W	90-83
F.10	*Wyoming (SA) (D)	W	79-71
F.17	at UNLV	W	94-91
F.23	*at Texas-El Paso	L	66-79
F.24	*at New Mexico	L	78-84
M.1	*Brigham Young (SA)	L	95-96
M.3	*Utah (SA)	L	87-100
Total Points			2,180-2,111

* - Western Athletic Conference game

1979-80 • 6-21; 3-11 Western Athletic			
Home: 6-11, Away: 0-10			
Head Coach: Smokey Gaines			
Starting Lineup: Eddy Gordon (F, Fr., 13.1, 8.9), Joe Mendoza (G, Jr., 12.0, 2.5), Tony Gwynn (G, Jr., 11.1, 2.7), Drew Head (C, Jr., 5.1, 4.2), Chris Holden (F, So., 8.3, 6.0)			
D.1	Fort Hays State (PG)	W	101-77
D.4	San Diego (SA)	ot-W	67-58
D.6	at Idaho State	L	87-99
D.8	at (19) Kansas	L	66-79
D.11	Northern Arizona (SA)	L	90-94
D.13	Oklahoma State (SA)	W	104-100
D.18	Cal State Fullerton (SA)	L	53-68
D.22	San Francisco (SA)	L	77-91
CABRILLO CLASSIC (San Diego Sports Arena)			
D.28	Brown (SA)	L	64-71
D.29	Tennessee (SA)	L	77-96
J.3	*Colorado State (SA)	W	86-71
J.5	*Wyoming (SA)	W	65-57
J.8	*Hawaii (SA)	ot-L	76-78
J.11	at UNLV	L	86-88
J.17	*at Texas-El Paso	L	68-73
J.19	*at New Mexico	L	72-73
J.24	* (20) Brigham Young (SA)	L	91-123
J.26	*Utah (SA) (D) (TV)	L	83-102
J.31	*at Wyoming	L	58-79
F.2	*at Colorado State	L	66-68
F.5	Nevada-Las Vegas (SA)	L	86-98
F.9	*at Hawaii (SA)	L	69-79
F.14	*New Mexico (SA)	W	76-74
F.16	*Texas-El Paso (SA)	L	88-94
F.23	Grand Canyon (SA)	L	68-86
F.28	*at Utah	L	91-112
M.1	*at (12) Brigham Young	L	81-114
Total Points			2,096-2,302

* - Western Athletic Conference game

1979-80 • 6-21; 3-11 Western Athletic			
Home: 6-11, Away: 0-10			
Head Coach: Smokey Gaines			
Starting Lineup: Eddy Gordon (F, Fr., 13.1, 8.9), Joe Mendoza (G, Jr., 12.0, 2.5), Tony Gwynn (G, Jr., 11.1, 2.7), Drew Head (C, Jr., 5.1, 4.2), Chris Holden (F, So., 8.3, 6.0)			
D.1	Fort Hays State (PG)	W	101-77
D.4	San Diego (SA)	ot-W	67-58
D.6	at Idaho State	L	87-99
D.8	at (19) Kansas	L	66-79
D.11	Northern Arizona (SA)	L	90-94
D.13	Oklahoma State (SA)	W	104-100
D.18	Cal State Fullerton (SA)	L	53-68
D.22	San Francisco (SA)	L	77-91
CABRILLO CLASSIC (San Diego Sports Arena)			
D.28	Brown (SA)	L	64-71
D.29	Tennessee (SA)	L	77-96
J.3	*Colorado State (SA)	W	86-71
J.5	*Wyoming (SA)	W	65-57
J.8	*Hawaii (SA)	ot-L	76-78
J.11	at UNLV	L	86-88
J.17	*at Texas-El Paso	L	68-73
J.19	*at New Mexico	L	72-73
J.24	* (20) Brigham Young (SA)	L	91-123
J.26	*Utah (SA) (D) (TV)	L	83-102
J.31	*at Wyoming	L	58-79
F.2	*at Colorado State	L	66-68
F.5	Nevada-Las Vegas (SA)	L	86-98
F.9	*at Hawaii (SA)	L	69-79
F.14	*New Mexico (SA)	W	76-74
F.16	*Texas-El Paso (SA)	L	88-94
F.23	Grand Canyon (SA)	L	68-86
F.28	*at Utah	L	91-112
M.1	*at (12) Brigham Young	L	81-114
Total Points			2,096-2,302

* - Western Athletic Conference game

1980-81 • 15-12; 8-8 Western Athletic			
Home: 9-5, Away: 6-7			
Head Coach: Smokey Gaines			
Starting Lineup: Zack Jones (G, Jr., 17.1, 3.6), Michael Cage (F, Fr., 10.9, 13.1), Eddy Gordon (F, So., 8.2, 6.2), Tony Gwynn (G, Sr., 9.5, 1.5), Drew Head (C, Sr., 3.1, 2.7)			
N.29	at UC Santa Barbara	W	67-57
D.2	UC Santa Barbara (SA)	W	60-52
D.4	Idaho State (PG)	W	96-80

D.11	at Northern Arizona	L	68-76
D.13	at Cal State Fullerton	W	70-64
D.27	at Long Beach State	W	71-68
CABRILLO CLASSIC (San Diego Sports Arena)			
D.29	La Salle (SA)	W	93-67
D.30	(1) DePaul (SA)	L	69-85
J.2	*Wyoming (SA)	L	51-69
J.5	*Colorado State (SA)	W	78-66
J.7	Navy (SA)	W	90-77
J.8	*at (17) Brigham Young	L	73-84
J.10	*at (18) Utah (D)	L	74-97
J.15	*Air Force (SA)	W	58-43
J.17	Nevada-Las Vegas (SA)	L	77-78
J.30	*at New Mexico	L	98-100
J.31	*at Texas-El Paso	L	66-81
E.5	*at Colorado State	W	53-51
E.7	*at Wyoming (D)	L	57-102
F.12	* (6) Utah (SA)	L	53-62
F.14	* (15) Brigham Young (SA)	W	73-72
F.20	at Nevada-Las Vegas	L	67-68
F.21	*at Air Force	2ot-W	63-61
F.24	*Hawaii (SA)	W	90-77
F.28	*at Hawaii	W	80-65
M.5	*Texas-El Paso (SA)	L	70-72
M.7	*New Mexico (SA)	W	92-84
Total Points			1,957-1,958

* - Western Athletic Conference game

1981-82 • 20-9; 11-5 Western Athletic			
Home: 16-2, Away: 4-7			
Head Coach: Smokey Gaines			
Starting Lineup: Keith Smith (G, Jr., 12.8, 2.7), Zack Jones (G, Sr., 12.3, 3.3), Michael Cage (F, So., 11.0, 8.8), Leonard Allen (C, Fr., 4.5, 3.7), Eddie Morris (F, Jr., 7.7, 1.9)			
N.27	UC Santa Barbara (PG)	W	95-60
H.30	UC San Diego (PG)	W	105-70
D.3	at (13) Arkansas	L	68-85
D.5	at (20) Georgetown (D)	L	53-71
D.8	Cal State Los Angeles (PG)	W	99-60
D.10	San Diego (SA)	W	41-36
D.12	Oregon (SA)	W	87-74
D.22	Long Beach State (SA)	W	92-84
CABRILLO CLASSIC (San Diego Sports Arena)			
D.29	Baylor (SA)	W	77-54
D.30	Temple (SA)	W	75-64
J.2	at UNLV	L	71-77
J.9	*at Hawaii	L	63-70
J.14	*New Mexico (SA)	W	78-62
J.16	*Texas-El Paso (SA)	W	65-61
J.21	*at Wyoming	L	64-77
J.23	*at Colorado State	W	57-50
J.25	*at Air Force	W	58-57
J.28	*Brigham Young (SA)	W	80-66
J.30	*Utah (SA)	W	75-62
F.4	*Air Force (SA)	W	67-55
F.6	UNLV (SA)	W	81-68
F.13	*Hawaii (SA)	W	79-60
F.18	*at Texas-El Paso	ot-L	60-62
F.20	*at New Mexico	W	86-79
F.25	*at Utah	W	74-72
F.27	*at Brigham Young (D)	L	66-106
M.4	*Colorado State (SA)	W	68-62
M.6	*Wyoming (SA)	ot-L	64-66
NATIONAL INVITATION TOURNAMENT			
M.12	UC Irvine (SA)	L	69-70
Total Points			2,117-1,940

* - Western Athletic Conference game

1982-83 • 18-10; 8-8 Western Athletic			
Home: 14-3, Away: 4-7			
Head Coach: Smokey Gaines			
Starting Lineup: Michael Cage (F, Jr., 19.5, 12.6), Keith Smith (G, Sr., 11.5, 2.1), Anthony Watson (G, Fr., 11.4, 1.9), Eddie Morris (F, Sr., 9.6, 3.7), Leonard Allen (C, So., 6.9, 6.0)			
H.26	San Francisco State (PG)	W	75-58
D.1	at Long Beach State	W	93-80
D.4	Prairie View A&M (SA)	W	105-83
D.7	Doane College (PG)	W	100-88
D.9	San Diego (SA)	W	47-45
D.11	at Oregon	W	49-47
D.21	Howard (PG)	W	89-61
D.23	at Arizona	L	44-46
CABRILLO CLASSIC (San Diego Sports Arena)			
D.29	Florida State (SA)	W	89-85
D.30	(16) Villanova (SA)	L	57-63
J.6	St. Mary's (PG)	W	80-55
J.14	*at Brigham Young	L	74-96
J.15	*at Utah	L	57-64
J.22	*at Hawaii	L	75-98
J.27	*Colorado State (PG)	W	59-45
J.29	*Wyoming (SA)	W	64-57
J.31	*Air Force (SA)	W	71-47
F.3	*at New Mexico	W	61-37

INTRODUCTION
 COACHES & STAFF
 PLAYERS
 2021-22 REVIEW
 RECORDS
 HISTORY
 UNIVERSITY
 AZTEC BASKETBALL MEDIA GUIDE

Year-By-Year Records



E.5	*at Texas-El Paso (D)	L	50-52
F.9	*Utah (SA)	W	63-61
F.12	*Brigham Young (SA)	L	67-69
F.19	*Hawaii (SA)	W	74-71
F.22	Long Beach State (SA)	W	91-76
F.24	*at Wyoming	L	56-66
F.26	*at Air Force	W	64-58
F.28	*at Colorado State	L	55-70
M.3	*Texas-El Paso (SA)	L	66-68
M.5	*New Mexico (SA) (D)	W	77-73
Total Points			1,952-1,819

* - Western Athletic Conference game

1983-84 • 15-13; 6-10 Western Athletic

Home: 11-5, Away: 3-8, Neutral: 1-0

Head Coach: Smokey Gaines

Starting Lineup: Michael Cage (F/C, Sr., 24.5, 12.6), Leonard Allen (C, Jr., 8.7, 7.0), Jeff Konek (F, Jr., 8.3, 2.1), Andre Ross (F, Jr., 5.5, 5.2), Anthony Watson (G, So., 10.5, 2.8)

N.28	at St. Mary's	ot-W	72-67
D.3	UC Irvine (SA)	L	76-79
D.6	Long Beach State (SA)	W	91-76

FIRST TULSA CLASSIC (Tulsa, Okla.)

D.9	vs. Oklahoma City	W	68-58
D.10	at Tulsa	L	80-91
D.17	Arizona (SA)	W	90-80
D.20	at Texas	W	91-77
D.27	Oral Roberts (SA)	ot-W	85-75

CABRILLO CLASSIC (San Diego Sports Arena)

D.29	East Tennessee State (SA)	W	80-58
D.30	Virginia (SA)	L	65-81
J.3	Navy (SA)	W	88-81
J.5	San Diego (SA)	W	61-47
J.12	*at (8) Texas-El Paso	L	59-75
J.14	*at New Mexico	W	74-68
J.19	*Utah (SA)	L	68-74
J.21	*Brigham Young (SA)	W	79-75
J.28	*Hawaii (SA) (D)	W	73-68
F.2	*at Air Force	L	43-55
F.4	*at Colorado State	L	63-68
F.6	*at Wyoming	ot-L	73-83
F.9	*at (7) Texas-El Paso (SA)	W	73-62
F.11	*New Mexico (SA) (D)	W	61-60
F.16	*at Brigham Young	ot-L	92-94
F.18	*at Utah	L	63-72
F.25	*at Hawaii	L	55-57
F.29	*Colorado State (PG)	L	59-61
M.1	*Wyoming (SA)	L	64-65
M.3	*Air Force (SA)	W	74-58
Total Points			2,020-1,965

* - Western Athletic Conference game

1984-85 • 23-8; 11-5 Western Athletic

NCAA TOURNAMENT - FIRST ROUND

Home: 12-3, Away: 8-4, Neutral: 3-1

Head Coach: Smokey Gaines

Starting Lineup: Leonard Allen (C, Sr., 14.6, 8.1), Anthony Watson (G, Jr., 17.5, 3.3), Michael Kennedy (F/G, Sr., 10.8, 5.3), Creon Dorsey (G, Jr., 8.3, 3.7), Andre Ross (F, Sr., 8.7, 4.7)

N.29	at UC Irvine	W	86-77
D.1	Morgan State (SA)	W	128-68
D.6	San Diego (SA)	W	57-53
D.11	UC Santa Barbara (SA)	W	84-69
D.15	at Long Beach State	W	62-60

UNLV ROUNDUP (Las Vegas, Nev.)

D.20	vs. McNeese State	W	91-85
D.21	vs. SW Louisiana	W	86-73
D.22	Texas (SA)	W	71-65

CABRILLO CLASSIC (San Diego Sports Arena)

D.28	TCU (SA)	L	70-72
D.29	Michigan State (SA)	L	61-77
J.3	*at Wyoming	W	60-57
J.5	*at Air Force	W	88-73
J.10	*Utah (SA)	W	76-67
J.12	*Brigham Young (SA)	W	89-70
J.18	*at New Mexico	L	85-94
J.19	*at Texas-El Paso	L	81-87
J.22	at U.S. International	W	112-74
J.24	*at Hawaii	W	70-66
J.28	*Air Force (SA)	W	74-64
J.31	*at Brigham Young	W	77-71
F.2	*at Utah	L	65-67
F.7	*Colorado State (SA)	W	75-72
F.9	*Wyoming (SA)	W	79-70
F.12	Long Beach State (SA)	W	86-69
F.14	*Texas-El Paso (SA)	W	76-63
F.16	*New Mexico (SA)	W	99-80
F.21	*Hawaii (SA)	L	68-69
F.23	*at Colorado State	L	72-78

WAC CHAMPIONSHIP (El Paso, Texas)

M.8	vs. (#3) New Mexico (SF)	W	98-84
M.9	at (#1) Texas-El Paso (CH)	W	87-81

NCAA TOURNAMENT (Salt Lake City, Utah)

M.14	vs. (#) (4) Nevada-Las Vegas (FR)	L	80-85
Total Points			2,493-2,240

* - Western Athletic Conference game

1985-86 • 10-19; 7-9 Western Athletic

Home: 7-5, Away: 1-11, Neutral: 2-3

Head Coach: Smokey Gaines

Starting Lineup: Anthony Watson (G, Sr., 22.5, 5.1), John Martens (F, Sr., 12.2, 7.3), Creon Dorsey (G, Sr., 8.2, 2.8), Kevin Brown (C, Fr., 2.9, 4.6), Steffond Johnson (F, Sr., 15.7, 8.4)

SUN-MET CLASSIC (Fresno, Calif.)

N.29	vs. Louisiana Tech	L	72-74
N.30	vs. Eastern Washington	ot-L	79-81
D.3	at Arkansas	L	64-76
D.4	at Oral Roberts	L	77-89
D.12	at Arizona	L	66-72
D.14	San Diego (SA)	L	64-81

UNLV REBEL ROUNDUP (Las Vegas, Nev.)

D.20	at (12) UNLV	L	85-105
D.21	vs. Florida	W	63-62

HOLIDAY BOWL CLASSIC (San Diego Sports Arena)

D.27	UNC Charlotte (SA)	L	76-77
D.28	Fresno State (SA)	L	49-61
J.2	*Air Force (SA)	W	69-50
J.4	*Colorado State (SA)	W	72-56
J.10	*at Utah	ot-L	89-93
J.11	*at Brigham Young	L	70-82
J.16	*New Mexico (SA)	W	71-68
J.18	*at (17) Texas-El Paso (SA)	W	67-66
J.23	*at Hawaii	L	80-83
J.27	*Wyoming (SA)	W	88-82
J.30	*at Colorado State	L	72-75
J.31	*at Air Force	W	69-63
F.6	*Brigham Young (SA)	L	71-81
F.8	*Utah (SA)	L	58-59
F.13	*at Wyoming	L	71-89
F.15	*Hawaii (SA) (D)	W	80-70
F.20	U.S. International (SA)	W	138-93
F.27	*at Texas-El Paso	L	64-91
M.1	*at New Mexico	ot-L	92-95

WAC CHAMPIONSHIP (Arena-Auditorium, Laramie, Wyo.)

M.6	vs. (#3) Utah (QF)	W	73-71
M.7	vs. (#2) Texas-El Paso (SF)	L	76-78
Total Points			2,165-2,223

* - Western Athletic Conference game

1986-87 • 5-25; 2-14 Western Athletic

Home: 5-12, Away: 0-10, Neutral: 0-3

Head Coach: Smokey Gaines

Starting Lineup: Rodney Hawkins (F, Jr., 9.2, 6.0), Josh Lowery (G, So., 11.8, 2.1), Gerald Murray (C, Jr., 10.1, 7.9), Tony Ross (G, Fr., 16.3, 2.2), Juan Espinoza (F, Jr., 7.2, 4.2)

D.1	at UC Santa Barbara	L	70-87
D.4	(20) Arizona (SA)	L	78-110
D.11	San Diego (SA)	L	67-83
D.13	Cal State Los Angeles (SA)	W	64-60

VOLUNTEER CLASSIC (Knoxville, Tenn.)

D.19	vs. UNC Charlotte	L	66-81
D.20	vs. Ball State	L	84-86
D.22	at Memphis State	L	75-101

HOLIDAY BOWL CLASSIC (San Diego Sports Arena)

D.27	Manhattan (SA)	W	77-69
D.28	Mississippi (SA)	L	77-88
D.29	Northern Iowa (SA)	L	66-68
J.3	*New Mexico (SA)	L	84-88
J.5	*Texas-El Paso (SA)	L	58-77
J.8	*at Air Force	L	75-86
J.10	*at Colorado State	L	79-84
J.15	*at Brigham Young	L	82-94
J.17	*at Utah (D)	L	65-93
J.22	*Wyoming (SA)	L	70-79
J.26	*at Hawaii	L	67-76
J.29	U.S. International (SA)	L	81-87
J.31	Miami (Fla.) (SA)	ot-L	82-83
F.5	*Colorado State (SA)	L	62-64
F.7	*Air Force (SA)	L	77-81
F.13	at Texas-El Paso	L	73-79
F.14	*at New Mexico	L	66-76
F.19	*at Wyoming	L	73-85
F.21	*Hawaii (SA)	W	92-89
F.26	*Brigham Young (SA)	L	68-85
F.28	*Utah (SA)	W	75-62

WAC CHAMPIONSHIP (QF in The Pit; Albuquerque, N.M.)

M.3	(#8) Hawaii (FR) (SA)	W	93-90
M.5	vs. (#1) Texas-El Paso (QF)	L	65-85
Total Points			2,211-2,476

* - Western Athletic Conference game

1987-88 • 12-17; 5-11 Western Athletic

Home: 9-6, Away: 2-8, Neutral: 1-3

Head Coach: Jim Brandenburg

Starting Lineup: Rodney Hawkins (F, Sr., 12.1, 7.9), Bryan Williams (G, Jr., 9.7, 2.9), Tony Ross (G, So., 15.9, 3.2), Sam Johnson (F, Jr., 6.7, 4.2), Mitch McMullen (C, Jr., 13.0, 6.1)

SUN-MET CLASSIC (Fresno, Calif.)

N.27	vs. Kansas State	L	68-79
N.28	vs. Northern Arizona	W	78-73
D.1	Cal Poly Pomona (SA)	W	76-65

KACTUS KLASSIC (Tempe, Ariz.)

MOUNTAIN WEST-RECORD 14-TIME CONFERENCE CHAMPIONS

D.4	at Arizona State	L	68-91
D.5	vs. Tulsa	L	59-67
D.10	U.S. International (SA)	W	103-68
D.19	San Diego (SA)	L	53-76
D.21	Dartmouth (SA)	W	86-59
D.23	Rhode Island (SA)	ot-L	76-77

HOLIDAY BOWL CLASSIC (San Diego Sports Arena)

D.27	Bucknell (SA)	W	87-70
D.28	Texas Tech (SA)	W	72-63
J.7	*at Utah	L	56-83
J.9	*at Brigham Young	L	65-92
J.14	*at (18) New Mexico (SA)	W	64-59
J.16	*Texas-El Paso (SA)	L	53-75
J.21	*at Air Force	L	57-60
J.22	*at Colorado State	L	54-78
J.28	*Wyoming (SA)	L	56-57
E.1	*at Hawaii	W	59-58
E.6	at Miami (Fla.)	W	56-49
F.12	*at New Mexico	L	85-93
F.13	*at Texas-El Paso	L	61-68
F.18	*at (7) Brigham Young (SA)	ot-W	82-80
F.20	*Utah (SA) (D)	L	48-50
F.25	*Hawaii (SA)	W	74-71
F.27	*at (16) Wyoming (D)	L	59-85
M.3	*Colorado State (SA)	L	59-76
M.5	*Air Force (SA)	W	79-67

WAC CHAMPIONSHIP (Marriott Center; Provo, Utah)

M.10	vs. (14) (#2) Wyoming (QF)	L	76-83
Total Points			1,969-2,072

* - Western Athletic Conference game

1988-89 • 12-17; 4-12 Western Athletic

Home: 11-6, Away: 1-10, Neutral: 0-1

Head Coach: Jim Brandenburg

Starting Lineup: Mitch McMullen (C, Sr., 14.6, 7.9), Shawn Bell (F, Sr., 12.2, 6.0), Michael Best (G, Jr., 12.5, 4.4), Sam Johnson (F, Sr., 9.4, 6.7), Bryan Williams (G, Sr., 8.7, 2.3)

N.26	Delaware (SA)	W	74-61
N.29	at Baylor	W	83-58
D.2	UC Irvine (SA)	W	102-88
D.5	at Texas Tech	L	43-58
D.17	at Arizona State	L	72-77

MCDONALD'S CLASSIC (San Diego Sports Arena)

D.20	Hardin-Simmons (SA)	W	88-59
D.21	(16) Tennessee (SA)	L	75-72
D.27	St. Francis (N.Y.) (SA)	W	91-72
D.29	(7) North Carolina (SA)	L	92-103
D.31	Vermont (SA)	W	83-76
J.5	*Colorado State (SA)	L	62-57
J.7	*Air Force (SA)	W	64-61
J.12	*at Brigham Young	L	81-85
J.14	*at Utah	L	61-80
J.19	*Texas-El Paso (SA)	L	65-76
J.21	*New Mexico (SA) (D) (WAC-TV)	L	76-83
J.26	*at Hawaii	L	62-65
J.30	*Wyoming (SA)	W	69-61
F.2	*at Colorado State	L	47-67
F.4	*at Air Force (D) (WAC-TV)	L	69-87
F.9	*Brigham Young (SA) (ESPN)	W	89-74
F.11	*Utah (SA) (D) (WAC-TV)	L	77-80
F.16	*Hawaii (SA)	L	60-73
F.18	*at Wyoming	L	67-71
F.22	Florida International (SA)	W	93-78
F.25	U.S. International (SA)	W	97-82
M.2	*at New Mexico	L	72-102
M.4	*at Texas-El Paso	L	69-93

WAC CHAMPIONSHIP (Huntsman Center; Salt Lake City, Utah)

M.9	at (#8) Utah (FR)	L	57-70
Total Points			2,140-2,174

* - Western Athletic Conference game

1989-90 • 13-18; 4-12 Western Athletic

Home: 10-6, Away: 1-10, Neutral: 2-2

Head Coach: Jim Brandenburg

Starting Lineup: Shawn Jamison (C, Jr., 16.8, 6.9), Rodney Jones (G, Sr., 4.1, 2.3), Marty Dow (C, Jr., 12.3, 6.1), Vern Thompson (G/F, Jr., 4.5, 2.5), Michael Best (G, Sr., 11.1, 4.0)

MAUI CLASSIC (Lahaina, Hawaii)

N.24	vs. Villanova (D)	L	58-66
N.25	vs. James Madison (D)	L	53-56
N.26	at Chamizado (D)	W	63-49
N.30	UC Riverside (SA)	W	67-61
D.4	Texas Tech (SA)	W	51-50
D.6	San Diego (SA)	W	85-75
D.9	Southern California (SA)	W	79-73
D.16	at UC Irvine	L	62-75

UAB INVITATIONAL (Birmingham, Ala.)

D.22	vs. Southwest Texas State	W	67-53
D.23	at Alabama-Birmingham	L	46-91

TEXACO STAR

Year-By-Year Records



MOUNTAIN WEST-RECORD 14-TIME CONFERENCE CHAMPIONS

J.6	*Brigham Young (SA)	L	60-63
J.11	*at Wyoming	L	60-76
J.13	*at Air Force	W	72-68
J.18	*New Mexico (SA)	W	78-62
J.20	*Texas-El Paso (SA)	L	63-71
J.25	*at Hawai'i	L	63-75
J.30	*Wyoming (SA)	W	68-59
F.1	*at Brigham Young	L	58-75
F.3	*at Utah (D) (WAC-TV)	L	49-61
F.10	U.S. International (SA)	W	108-97
F.15	*Air Force (SA)	L	59-65
F.18	*Colorado State (SA) (Prime Ticket)	L	57-64
F.22	*at Texas-El Paso	L	55-70
F.24	*at New Mexico	L	69-91
M.1	*Hawai'i (SA)	L	61-74
M.3	*at Colorado State	L	45-62
WAC CHAMPIONSHIP (Haskins Center; El Paso, Texas)			
M.7	vs. (#9) Air Force (FR)	ot-L	64-70
Total Points			1,987-2,096

1990-91 • 13-16; 6-10 Western Athletic
Home: 10-6, Away: 2-9, Neutral: 1-1
Head Coach: Jim Brandenburg
Starting Lineup: Marty Dow (C, Sr., 17.0, 9.5), Arthur Massey (G, Sr., 14.6, 4.4), Vern Thompson (G/F, Sr., 5.1, 2.6), Chris McKinney (G, Fr., 5.4, 2.1), Courtie Miller (F, Fr., 6.8, 2.6)

N.24	at (5) North Carolina	L	63-99
N.27	San Diego (SA)	L	74-75
D.4	at Southern California	L	66-77
D.6	Midwestern State (PG)	W	95-58
D.8	Cal Poly Pomona (PG)	W	94-78
D.15	UC Irvine (PG) (Prime Ticket-TD)	W	87-73
TEXACO STAR CLASSIC (San Diego Sports Arena)			
D.21	Arkansas State (SA)	W	59-57
D.22	Lamar (SA)	L	70-71
D.27	Baylor (SA)	W	84-70
D.29	at (10) UCLA (Prime Ticket-TD)	L	74-94
J.3	*Brigham Young (SA) (ESPN)	L	61-73
J.5	*Utah (SA)	L	62-68
J.10	*at Air Force	W	52-48
J.12	*at Colorado State	L	51-61
J.17	*New Mexico (SA) (Prime Ticket-TD)	W	52-51
J.19	*Texas-El Paso (SA) (Prime Ticket)	W	58-55
J.24	*at New Mexico	L	68-79
J.19	*at Texas-El Paso	L	67-73
F.3	*Wyoming (SA) (Prime Ticket)	2ot-W	87-84
F.7	*at Brigham Young	L	55-75
F.9	*at (17) Utah	L	60-67
F.14	*Colorado State (SA)	L	50-67
F.16	*Air Force (SA)	W	76-59
F.21	*Hawai'i (SA)	ot-L	79-84
F.23	*at Wyoming	W	95-83
F.27	U.S. International (SA)	W	123-103
M.2	*at Hawai'i	L	58-65
WAC CHAMPIONSHIP (Arena-Auditorium; Laramie, Wyo.)			
M.6	vs. (#9) Air Force (FR)	W	58-51
M.7	vs. (8) (#1) Utah (QF)	L	56-67
Total Points			2,034-2,065

1991-92 • 2-26; 0-16 Western Athletic
Home: 1-13, Away: 0-13, Neutral: 1-0
Head Coach: Jim Brandenburg
Starting Lineup: Joe McNaull (C, So., 13.1, 7.9), Courtie Miller (F, So., 10.8, 3.5), Nelson Stewart (F, Sr., 7.5, 5.7), Ray Barefield (G, Sr., 6.1, 2.9), Virgil Smith (G, Jr., 4.6, 1.9)

N.22	at San Diego (SA)	L	57-60
N.24	Richmond (SA)	L	68-78
N.30	at UC Irvine	L	64-79
TEXAS LONGHORN Classic (Austin, Texas)			
D.6	vs. Texas Southern	W	79-64
D.7	at Texas	W	58-85
D.14	(3) UCLA (SA) (Prime Ticket-TD)	L	64-84
TEXACO STAR CLASSIC (San Diego Sports Arena)			
D.20	Florida A&M (SA)	W	94-90
D.21	South Carolina (SA) (Prime Ticket-TD)	2ot-L	69-71
D.28	at Southern Utah	L	82-104
D.30	at Nevada-Las Vegas	L	72-88
J.2	Yale (SA)	L	62-69
J.9	*Wyoming (SA) (Prime Ticket)	L	72-85
J.11	Southern Utah (SA)	L	78-87
J.16	*at New Mexico	L	68-90
J.18	*at (23) Texas-El Paso (ESPN)	L	58-72
J.23	* (19) Texas-El Paso (SA)	L	54-77
J.25	*New Mexico (SA) (D) (Prime Ticket)	L	61-71
J.30	*at Colorado State	L	63-76
F.1	*at Air Force (ESPN)	L	47-65
F.6	*Brigham Young (SA) (Prime Ticket-TD)	W	59-89
F.8	*Utah (SA)	L	53-72
F.13	*at Wyoming	L	66-92
F.15	*Hawai'i (SA) (D) (Prime Ticket)	L	58-66
F.20	*Air Force (SA)	L	58-60
F.22	*Colorado State (SA) (D) (Prime Ticket-TD)	L	66-74

1992-93 • 8-21; 3-15 Western Athletic
Home: 6-9, Away: 1-11, Neutral: 1-1
Head Coach: Tony Fuller
Starting Lineup: Joe McNaull (C, Jr., 11.7, 8.2), Chris Walters (G, Jr., 9.0, 2.4), Jason Hamilton (G, Fr., 8.4, 3.3), Keith Balzer (F, Sr., 9.9, 5.9), Courtie Miller (F, Jr., 10.7, 3.4)

D.1	vs. San Diego (SA)	L	60-85
D.4	Cal Poly Pomona (PG)	W	72-68
D.8	at Arizona State	L	64-67
D.10	Westmont (PG)	W	106-91
D.12	(22) Nevada-Las Vegas (PG) (Prime Ticket-TD)	L	77-89
TEXACO STAR CLASSIC (Peterson Gym)			
D.18	North Florida (PG) (D)	W	90-79
D.19	Washington State (PG) (Prime Ticket)	L	51-73
D.22	at Lamar	L	65-90
D.28	UC Riverside (PG)	W	63-52
J.3	*at Hawai'i (Prime Ticket)	L	67-81
J.7	*at Wyoming	L	54-77
J.9	*at Colorado State (D)	L	67-82
J.15	*Texas-El Paso (PG)	L	54-76
J.17	*New Mexico (PG) (D) (Prime Ticket)	L	52-77
J.21	*at Brigham Young (ESPN)	L	64-76
J.23	*at (22) Utah	L	53-78
J.28	*Air Force (PG)	W	59-51
J.30	*Fresno State (PG) (D) (Prime Ticket)	L	67-72
F.4	*at Air Force	W	72-62
F.6	*at Fresno State	L	70-78
F.11	* (16) Utah (PG) (Prime Ticket-TD)	L	77-88
F.13	*Brigham Young (PG) (D) (Prime Ticket)	L	73-80
F.18	*at Texas-El Paso	L	60-77
F.20	*at New Mexico	L	55-71
F.25	*Wyoming (PG)	W	64-62
F.27	*Colorado State (PG) (D)	L	78-79
M.6	*Hawai'i (PG) (D) (Prime Ticket)	L	58-72
WAC CHAMPIONSHIP (Delta Center; Salt Lake City, Utah)			
M.10	vs. (#8) Wyoming (FR)	W	59-57
M.11	at (15) (#1) Utah (QF)	L	64-85
Total Points			1,915-2,175

1993-94 • 12-16; 6-12 Western Athletic
Home: 7-6, Away: 4-9, Neutral: 1-1
Head Coach: Tony Fuller
Starting Lineup: Carlos Groves (F, Sr., 18.3, 6.5), Chad Nelson (G, Fr., 5.7, 2.7), Derric Croft (G, Jr., 13.1, 6.5), Marc Carter (F, Jr., 12.1, 5.6), Chris Walters (G, Sr., 7.3, 2.6)

N.30	Cal Poly Pomona (PG)	W	86-58
D.2	Westmont (D)	W	104-80
D.4	at Pepperdine (D) (Prime Ticket)	L	61-89
D.7	at Southern California (Prime Ticket-TD)	L	56-75
D.11	Southern Utah (PG) (D)	W	70-69
D.21	at Cal State Northridge	ot-W	90-85
D.23	at Loyola Marymount	ot-W	88-84
J.3	*Hawai'i (PG)	L	73-78
J.8	*Colorado State (PG)	L	60-74
J.10	*Wyoming (PG)	W	73-71
J.13	*at New Mexico	L	59-72
J.15	*at Texas-El Paso	L	64-83
J.20	*Brigham Young (PG) (Prime Ticket-TD)	ot-L	82-83
J.22	*Utah (PG) (Prime Ticket)	W	76-73
J.27	*at Fresno State	L	59-76
J.29	*at Air Force	W	68-60
F.3	*Fresno State (PG)	L	79-93
F.5	*Air Force (PG)	W	82-69
F.10	*at Brigham Young	L	87-101
F.12	*at Utah	L	62-77
F.17	*New Mexico (PG) (Prime Ticket-TD)	L	61-65
F.19	*Texas-El Paso (PG) (Prime Ticket-TD)	W	100-85
F.24	*at Colorado State	L	83-98
F.26	*at Wyoming (D)	L	70-85
M.3	Cal State Northridge (PG)	L	87-95
M.5	*at Hawai'i (Prime Ticket-TD)	W	84-74
WAC CHAMPIONSHIP (Delta Center; Salt Lake City, Utah)			
M.9	vs. (#8) Wyoming (FR)	W	54-51
M.10	vs. (#1) New Mexico (QF)	L	46-61
Total Points			2,064-2,164

1994-95 • 11-17; 5-13 Western Athletic
Home: 9-5, Away: 1-11, Neutral: 1-1
Head Coach: Fred Trenkle
Starting Lineup: Marc Carter (F, Sr., 13.3, 6.7), Chad Nelson (G, So., 12.0, 4.2), Berry Randle (G, Jr., 11.3, 4.0), Ron Martin (F, Jr., 7.5, 3.4), Leon Carter (C, Jr., 6.6, 6.3)

N.28	Vanguard (PG)	W	76-54
N.30	Cal Poly Pomona (PG) (Prime Ticket)	W	80-71
D.3	at Sacramento State (D)	W	67-61
D.7	Loyola Marymount (PG)	L	67-75
D.9	at Cal State Northridge	L	68-73

F.27	*at Utah	L	70-84
F.29	*at Brigham Young	L	78-98
M.6	*at Hawai'i	L	54-69
Total Points			1,832-2,199

* - Western Athletic Conference game

1995-96 • 15-14; 8-10 Western Athletic
Home: 11-4, Away: 3-10, Neutral: 1-0
Head Coach: Fred Trenkle
Starting Lineup: Kareem Anderson (F, Sr., 13.7, 4.9), Paul Jarrett (F, Sr., 13.6, 5.3), Leon Carter (C, Sr., 12.9, 7.5), Chad Nelson (G, Jr., 11.6, 2.8), Raymond King (G, Fr., 7.7, 2.9)

N.24	Northwestern (SA) (D) (Prime Sports)	W	83-63
N.28	at Loyola Marymount	W	62-61
D.2	at San Diego (D) (Prime Sports)	L	65-69
D.5	Cal State Fullerton (SA) (Prime Sports)	ot-L	83-85
D.8	Cal Poly Pomona (SA)	W	67-48
D.16	Westmont (SA)	W	79-78
D.22	at Ohio State	L	56-72
J.2	*Colorado State (SA)	W	87-67
J.4	*Wyoming (SA)	W	80-77
J.8	*at (25) New Mexico	L	74-77
J.10	*at Texas-El Paso	ot-W	72-71
J.13	*Brigham Young (PG) (Prime Sports)	W	83-76
J.15	* (15) Utah (SA) (Prime Sports)	L	59-67
J.18	*at Fresno State	L	67-79
J.20	*at Air Force	W	77-69
J.24	Sacramento State (SA)	W	85-55
J.28	*at Hawai'i	L	79-88
J.30	Cal State Northridge (SA)	W	80-47
F.3	*Hawai'i (SA) (Prime Sports-TD)	W	103-94
F.8	*Fresno State (SA) (Prime Sports)	ot-L	89-99
F.10	*Air Force (SA)	W	81-72
F.15	*at Brigham Young	L	68-81
F.17	*at (7) Utah	L	74-88
F.22	*New Mexico (SA)	L	78-83
F.24	*Texas-El Paso (SA) (ESPN2)	W	72-69
F.29	*at Colorado State	L	74-87
M.2	*at Wyoming (-15) (D)	L	68-69
WAC CHAMPIONSHIP (The Pit; Albuquerque, N.M.)			
M.6	vs. (#10) Air Force (D) (FR)	W	80-69
M.7	at (#2) New Mexico (QF)	L	75-94
Total Points			2,200-2,154

1996-97 • 12-15; 4-12 Western Athletic
Home: 9-5, Away: 3-10, Neutral: 0-0
Head Coach: Fred Trenkle
Starting Lineup: Jason Richey (G, Jr., 17.6, 4.0), Kevin Betts (G/F, Jr., 9.0, 5.7), Roy Kruswyk (F/C, Jr., 5.3, 4.1), Jacobi Thompson (G, Jr., 9.6, 3.6), Chad Nelson (G, Sr., 14.7, 3.6)

N.22	UC Irvine (SA)	W	100-88
N.26	at Oregon	L	66-91
N.30	Eastern Washington (SA)	W	80-55
D.3	at Northwestern	ot-W	82-70
D.8	San Diego (SA)	W	87-70
D.10	at Southwest Texas	ot-L	77-81
D.14	Loyola Marymount (PG)	W	93-81
D.20	Yanquard (SA)	W	98-81
D.23	Ohio State (SA) (Fox Sports West-TD)	W	81-75
D.31	at Brigham Young (D)	ot-W	89-86
J.4	*Texas-El Paso (SA) (Fox Sports West-TD)	W	74-70
J.9	*at UNLV	L	59-79
J.11	*at Air Force (ESPN2)	ot-W	77-69
J.16	*Wyoming (SA)	W	82-75
J.18	*Colorado State (PG)	ot-L	90-93
J.23	*at Texas-El Paso	L	68-84
J.25	*Hawai'i (SA) (Fox Sports West)	L	63-85
J.30	*at Fresno State	L	71-87
F.1	*at San Jose State	L	72-76
F.6	*Air Force (SA)	W	83-67
F.8	*UNLV (SA) (Fox Southwest)	L	71-78
F.13	*at Colorado State	L	74-87

* - Western Athletic Conference game

1997-98 • 11-17; 5-13 Western Athletic
Home: 9-5, Away: 1-11, Neutral: 1-1
Head Coach: Fred Trenkle
Starting Lineup: Marc Carter (F, Sr., 13.3, 6.7), Chad Nelson (G, So., 12.0, 4.2), Berry Randle (G, Jr., 11.3, 4.0), Ron Martin (F, Jr., 7.5, 3.4), Leon Carter (C, Jr., 6.6, 6.3)

N.28	Vanguard (PG)	W	76-54
N.30	Cal Poly Pomona (PG) (Prime Ticket)	W	80-71
D.3	at Sacramento State (D)	W	67-61
D.7	Loyola Marymount (PG)	L	67-75
D.9	at Cal State Northridge	L	68-73

* - Western Athletic Conference game

1998-99 • 11-17; 5-13 Western Athletic
Home: 9-5, Away: 1-11, Neutral: 1-1
Head Coach: Fred Trenkle
Starting Lineup: Marc Carter (F, Sr., 13.3, 6.7), Chad Nelson (G, So., 12.0, 4.2), Berry Randle (G, Jr., 11.3, 4.0), Ron Martin (F, Jr., 7.5, 3.4), Leon Carter (C, Jr., 6.6, 6.3)

N.28	Vanguard (PG)	W	76-54
N.30	Cal Poly Pomona (PG) (Prime Ticket)	W	80-71
D.3	at Sacramento State (D)	W	67-61
D.7	Loyola Marymount (PG)	L	67-75
D.9	at Cal State Northridge	L	68-73

* - Western Athletic Conference game

1999-00 • 11-17; 5-13 Western Athletic
Home: 9-5, Away: 1-11, Neutral: 1-1
Head Coach: Fred Trenkle
Starting Lineup: Marc Carter (F, Sr., 13.3, 6.7), Chad Nelson (G, So., 12.0, 4.2), Berry Randle (G, Jr., 11.3, 4.0), Ron Martin (F, Jr., 7.5, 3.4), Leon Carter (C, Jr., 6.6, 6.3)

N.28	Vanguard (PG)	W	76-54
N.30	Cal Poly Pomona (PG) (Prime Ticket)	W	80-71
D.3	at Sacramento State (D)	W	67-61
D.7	Loyola Marymount (PG)	L	67-75
D.9	at Cal State Northridge	L	68-73

* - Western Athletic Conference game

2000-01 • 11-17; 5-13 Western Athletic
Home: 9-5, Away: 1-11, Neutral: 1-1
Head Coach: Fred Trenkle
Starting Lineup: Marc Carter (F, Sr., 13.3, 6.7), Chad Nelson (G, So., 12.0, 4.2), Berry Randle (G, Jr., 11.3, 4.0), Ron Martin (F, Jr., 7.5, 3.4), Leon Carter (C, Jr., 6.6, 6.3)

N.28	Vanguard (PG)	W	76-54
N.30	Cal Poly Pomona (PG) (Prime Ticket)	W	80-71
D.3	at Sacramento State (D)	W	67-61
D.7	Loyola Marymount (PG)	L	67-75
D.9	at Cal State Northridge	L	68-73

* - Western Athletic Conference game

2001-02 • 11-17; 5-13 Western Athletic
Home: 9-5, Away: 1-11, Neutral: 1-1
Head Coach: Fred Trenkle
Starting Lineup: Marc Carter (F, Sr., 13.3, 6.7), Chad Nelson (G, So., 12.0, 4.2), Berry Randle (G, Jr., 11.3, 4.0), Ron Martin (F, Jr., 7.5, 3.4), Leon Carter (C, Jr., 6.6, 6.3)

N.28	Vanguard (PG)	W	76-54
N.30	Cal Poly Pomona (PG) (Prime Ticket)	W	80-71
D.3	at Sacramento State (D)	W	67-61
D.7	Loyola Marymount (PG)	L	67-75
D.9	at Cal State Northridge	L	68-73

* - Western Athletic Conference game

2002-23 SAN DIEGO STATE MEN'S BASKETBALL

D.17	UC Riverside (PG)	W	65-62
D.20	at Cal State Fullerton	ot-L	73-83
D.22	Pepperdine (PG)	W	61-58
J.2	*at Wyoming	L	56-64
J.4	*at Colorado State	L	64-80
J.7	*Texas-El Paso (PG) (Prime Ticket)	L	61-83
J.9	*New Mexico (PG)	ot-W	72-69
J.12	*at Brigham Young	L	57-66
J.14	*at Utah	L	56-67
J.19	*Air Force (PG) (Prime Ticket)	W	69-49
J.21	*Fresno State (PG) (Prime Ticket)		

Year-By-Year Records



F.15	*at Wyoming (D)	L	50-67
F.19	*at Hawai'i	L	62-74
F.24	at (25) Stanford	L	50-97
F.27	*San Jose State (SA)	L	63-65
M.1	*Fresno State (SA)(D) (Fox Sports West)	L	92-103
Total Points			2,054-2,134

* - Western Athletic Conference game

1997-98 • 13-15; 5-9 Western Athletic

Home: 7-7, Away: 5-6, Neutral: 1-2

Head Coach: Fred Trenkle

Starting Lineup: Josko Visnjic (F, Jr., 9.4, 2.5), Matt Watts (G/F, Jr., 12.9, 4.1), Ron Krusivsky (F/C, Sr., 11.7, 8.4), Kevin Belts (G/F, Sr., 11.6, 6.0), Jason Richey (G, Sr., 17.4, 3.9)

N.14	Brigham Young	L	59-73
N.22	at Eastern Washington	L	52-69
N.26	Southwest Texas (Ch. 4 San Diego)	W	79-57
N.29	Southern California (Ch. 4 San Diego)	L	72-76
D.2	Oregon	W	80-68
D.6	vs. Utah State (DC)	L	61-64
D.13	at UC Irvine	W	69-66
D.16	(9) Stanford (Fox Sports West)	L	42-63
D.19	Vanguard (Ch. 4 San Diego)	W	74-64
D.23	at Long Beach State	W	66-63
J.3	*at Tulsa (D) (Fox Sports West-TD)	L	57-77
J.5	at Air Force	W	84-81
J.10	* (21) Hawai'i (D) (Fox Sports West)	W	81-72
J.15	*Southern Methodist (Ch. 4 San Diego)	L	78-80
J.17	*TCU (D) (Fox Sports West)	L	61-105
J.24	*at Rice	W	62-59
J.29	*San Jose State (Ch. 4 San Diego)	W	88-75
J.31	*Fresno State (Fox Sports West)	L	94-97
F.4	*at Hawai'i	W	76-67
F.7	Air Force (ESPN2)	W	66-55
F.12	*at SMU	ot-L	81-88
F.14	*at (19) TCU	L	69-91
F.19	*Tulsa	L	60-65
F.21	*Rice	W	75-66
F.26	*at Fresno State	L	70-86
F.28	*at San Jose State	L	66-74

WAC CHAMPIONSHIP (Thomas & Mack Center; Las Vegas, Nev.)

M.3	vs. (#M3) Wyoming (FR)	ot-W	60-57
M.5	vs. (#P2) Fresno State (QF) (Ch. 4 San Diego)	L	57-92
Total Points			1,939-2,050

* - Western Athletic Conference game. DC - Delta Center (Salt Lake City, Utah). All home games beginning in 1997-98 were played at Cox Arena at Aztec Bowl.

1998-99 • 4-22; 2-12 Western Athletic

Home: 4-11, Away: 0-11, Neutral: 0-0

Head Coach: Fred Trenkle

Starting Lineup: Myron Epps (F, Fr., 11.8, 5.6), Vince Okotie (F, Fr., 8.5, 4.7), Marcelo Correa (C, So., 6.9, 4.6), Matt Watts (G, Sr., 14.5 ppg, 3.4 rpg), Dante Wilson (G, Jr., 8.7, 2.1)

N.14	Nevada	ot-L	71-76
N.17	at Southern California	L	54-101
N.21	at Cal State Fullerton	L	76-79
N.24	Utah State	L	60-63
N.28	Long Beach State (D)	L	70-75
D.2	Vanguard	W	103-49
D.5	at Loyola Marymount (D)	L	65-73
D.9	at Nevada	L	75-94
D.19	San Diego (:02) (Ch. 4 San Diego)	L	51-52
D.22	New Mexico State (Ch. 4 San Diego)	L	55-66
D.27	Arkansas State	L	62-70
J.2	Pacific (Ch. 4 San Diego)	W	68-63
J.7	*at (15) New Mexico	L	60-90
J.9	*at Texas-El Paso	L	66-82
J.14	*Brigham Young (Ch. 4 San Diego)	L	76-83
J.16	*Utah (Ch. 4 San Diego)	L	53-79
J.23	*at Hawai'i	L	67-87
J.28	*at Fresno State	L	80-101
J.30	*at San Jose State (D)	L	57-82
F.6	*Texas-El Paso (Ch. 4 San Diego)	L	65-71
F.8	* (17) New Mexico (ESPN)	L	60-85
F.11	*at (14) Utah	L	38-86
F.13	*at Brigham Young	L	76-93
F.20	*Hawai'i (Ch. 4 San Diego)	W	78-72
F.25	*Fresno State (Ch. 4 San Diego)	L	84-95
F.27	*San Jose State	W	75-72
Total Points			1,745-2,039

* - Western Athletic Conference game

1999-2000 • 5-23; 0-14 Mountain West

Home: 5-10, Away: 0-13, Neutral: 0-0

Head Coach: Steve Fisher

Starting Lineup: Myron Epps (F, So., 14.4 ppg, 5.9 rpg), Vincent Okotie (F, So., 6.6, 2.6), Marcelo Correa (C, Jr., 10.2, 6.4), Bradley Jackson (G, Fr., 7.1, 2.7), Dante Wilson (G, Sr., 4.5, 2.0)

N.24	UC Riverside	W	73-57
N.30	at New Mexico State	L	49-66
D.4	at San Diego (Ch. 4 San Diego)	L	45-73
D.12	at (17/17) Oklahoma State (D) #	L	63-97
D.16	South Carolina State	W	72-57
D.18	at Arizona State (D) (Fox Sports Arizona)	L	85-99
D.20	Southern California	L	54-87

D.22	UC Santa Barbara	W	60-57
D.27	Ball State	L	65-82
D.30	Loyola Marymount	W	70-63
J.2	High Point (D)	W	74-63
J.5	Cal State Fullerton	L	66-72
J.8	at Pacific (Media One)	L	63-74
J.10	* (/:24) Utah (ESPN)	L	55-70
J.20	*Air Force (SportsWest)	3ot-L	77-81
J.22	*at UNLV (SportsWest)	L	55-83
J.27	*at Colorado State (SportsWest)	L	67-75
J.29	*at Wyoming (SportsWest)	L	87-93
F.3	*Brigham Young	L	50-72
F.5	*New Mexico (D) (ESPN Regional)	L	57-78
F.10	*at (21/20) Utah	L	65-83
F.12	*Colorado State	L	46-74
F.19	*Wyoming (D) (ESPN Regional)	L	57-71
F.24	*at Air Force	L	55-63
F.26	*at New Mexico (SportsWest)	L	49-78
M.2	*UNLV (SportsWest)	L	64-85
M.4	*at Brigham Young (SportsWest)	L	50-67

MW CHAMPIONSHIP (Thomas & Mack Center; Las Vegas, Nev.)

M.9	at (#1) UNLV (QF) (ESPN)	L	72-77
Total Points			1,745-2,097

* - Mountain West game. # - Oklahoma City, Okla.

2000-01 • 14-14; 4-10 Mountain West

Home: 12-5, Away: 2-8, Neutral: 0-1

Head Coach: Steve Fisher

Starting Lineup: Randy Holcomb (F, Jr., 15.9 ppg, 6.6 rpg), Myron Epps (F, Jr., 11.1, 4.5), Marcelo Correa (C, Sr., 6.4, 4.0), Deandre Moore (G, So., 6.8, 3.4), Al Faux (G, Jr., 10.5, 3.5)

N.18	UC San Diego	W	80-48
N.21	New Mexico State	W	77-62
N.27	at Fresno State	L	62-70
N.30	Florida Atlantic	W	90-57
D.2	Sacramento State	W	92-69
D.6	at UC Santa Barbara	3ot-L	77-80
D.9	San Diego	L	52-55
D.16	Arizona State (:02.1) (Fox Sports Arizona)	W	64-62
D.18	Morgan State	W	78-64
D.21	Norfolk State	W	79-69
D.30	Oklahoma State	W	87-66
J.4	Texas A&M-Corpus Christi	W	84-70
J.6	at Loyola Marymount	W	61-58
J.8	*New Mexico (SportsWest)	L	67-75
J.13	*at Brigham Young (D) (ESPN+Plus)	L	50-79
J.15	*at Utah (KJZZ-TV)	L	39-58
J.20	*Air Force (SportsWest)	W	67-43
J.27	*at UNLV (SportsWest)	ot-L	72-82
F.3	*at Wyoming (D) (SportsWest)	L	66-101
F.5	*at Colorado State	L	56-77
F.10	*Utah (Ch. 4 San Diego/KJZZ-TV)	L	63-76
F.12	*Brigham Young (SportsWest)	L	66-69
F.17	*at New Mexico (D) (ESPN+Plus)	L	54-72
F.19	*at Air Force	W	62-48
F.24	*UNLV (SportsWest)	W	83-66
M.1	*Wyoming	L	62-69
M.3	*Colorado State	W	78-73

MW CHAMPIONSHIP (Thomas & Mack Center; Las Vegas, Nev.)

M.8	vs. (#3) Wyoming (QF) (ESPN+Plus)	L	58-73
Total Points			1,925-1,891

* - Mountain West game

2001-02 • 21-12; 7-7 Mountain West

NCAA TOURNAMENT - FIRST ROUND

Home: 12-3, Away: 6-8, Neutral: 3-1

Head Coach: Steve Fisher

Starting Lineup: Randy Holcomb (F, Sr., 16.9 ppg, 9.0 rpg), Mike Mackell (C, Jr., 10.6, 4.4), Tony Bland (G, Jr., 15.7, 4.0), Al Faux (G, Sr., 17.0, 3.6), Deandre Moore (G, Jr., 3.6, 1.9)

FORD RED RAIDER CLASSIC (United Spirit Arena; Lubbock, Texas)

N.16	vs. Northern Iowa (SF)	W	71-57
N.17	at Texas Tech (CH) (Red Raider TV)	L	71-81
N.21	Norfolk State (Ch. 4 San Diego)	W	78-71
N.24	at New Mexico State	L	79-94
N.27	UC San Diego (Ch. 4 San Diego)	W	98-53
D.1	Cal State Northridge	W	80-70
D.5	at San Diego (Ch. 4 San Diego)	L	67-72
D.8	(21/16) Fresno State (Ch. 4 San Diego/KFRE-TV)	W	93-78
D.14	at Hawai'i (KFYE-TV)	W	61-58
D.20	Eastern Washington	W	86-58
D.29	at (1/1) Duke (D) (ABC-SN)	L	79-92
D.31	Columbia (D)	W	75-59
J.2	IPFW (Ch. 4 San Diego)	W	90-72
J.8	at Texas A&M-Corpus Christi	W	82-79
J.12	*at Brigham Young (D) (SportsWest)	L	64-75
J.14	*at Utah (Ch. 4 San Diego/KJZZ-TV)	L	70-76
J.19	*Colorado State (Ch. 4 San Diego)	W	81-69
J.21	*Wyoming (ESPN)	ot-L	85-88
J.26	*UNLV (:02.4) (SportsWest)	ot-L	79-80
J.29	Houston (Ch. 4 San Diego)	W	78-66
F.2	*at New Mexico (SportsWest)	W	78-65
F.4	*at Air Force	L	54-67
F.9	*Utah (D) (ESPN+Plus)	L	53-70

MOUNTAIN WEST-RECORD 14-TIME CONFERENCE CHAMPIONS

F.11	*Brigham Young (SportsWest)	W	77-73
F.16	*Colorado State	W	75-63
F.18	*at Wyoming (Ch. 4 San Diego)	W	68-64
F.23	*at UNLV (SportsWest)	ot-L	76-83
F.28	*New Mexico (SportsWest)	W	84-71
M.2	*Air Force (:02.6) (Ch. 4 San Diego)	W	49-47
MW CHAMPIONSHIP (Thomas & Mack Center; Las Vegas, Nev.)			
M.7	vs. (#4) Brigham Young (QF) (D) (ESPN+Plus)	W	62-51
M.8	vs. (#1) Wyoming (SF) (ESPN+Plus)	W	70-69
M.9	at (#3) UNLV (CH) (ESPN)	W	78-75
NCAA FIRST & SECOND ROUNDS (United Center; Chicago, Ill.)			
M.15	vs. (13/16) (#4) Illinois (FR)(D)(CBS-Reg.)	L	64-93
Total Points			2,455-2,339

* - Mountain West game

2002-03 • 16-14; 6-8 Mountain West

NIT - SECOND ROUND

Home: 11-6, Away: 5-8, Neutral: 0-0

Head Coach: Steve Fisher

Starting Lineup: Evan Burns (F, Fr., 9.2 ppg, 5.1 rpg), Aerick Sanders (F, Jr., 6.1 ppg, 7.6 rpg), Mike Mackell (C, Sr., 14.4 ppg, 4.6 rpg), Tony Bland (G, Sr., 16.4 ppg, 3.5 rpg), Deandre Moore (G, Sr., 8.3 ppg, 3.7 rpg)

N.23	Eastern Washington (Ch. 4 San Diego)	L	70-75
N.27	at Portland	L	86-91
N.30	at Cal Poly	W	65-62
D.2	UC San Diego	W	87-57
D.7	(1/1) Arizona (ESPN)	L	81-89
D.10	at Long Beach State (Ch. 4 San Diego)	W	64-55
D.14	Hawai'i	W	60-49
D.21	at Houston (D)	W	71-61
D.28	Florida Atlantic (Ch. 4 San Diego)	W	91-75
D.30	IPFW (Ch. 4 San Diego)	W	74-58
J.3	Loyola Marymount (Ch. 4 San Diego)	W	79-69
J.6	(23/21) Texas Tech (ESPN)	L	63-75
J.8	San Diego (Ch. 4 San Diego)	W	78-72
J.11	*at Air Force (D)	W	63-48
J.18	*Utah (D) (ESPN+Plus)	W	58-56
J.20	*Brigham Young (SportsWest)	L	69-80
J.25	*at New Mexico (SportsWest)	L	62-66
F.1	*Colorado State (Ch. 4 San Diego)	L	69-72
F.3	*Wyoming (ESPN)	W	80-70
F.11	*UNLV (SportsWest)	L	64-79
F.15	*at Utah (Ch. 4 San Diego/KJZZ-TV)	L	62-76
F.17	*at Brigham Young (SportsWest)	L	64-66
F.22	*Air Force (Ch. 4 San Diego)	W	67-53
F.24	*New Mexico (SportsWest)	W	89-73
M.1	*at Wyoming (D) (Ch. 4 San Diego)	W	86-73
M.3	*at Colorado State (Ch. 4 San Diego)	L	89-102
M.8	*at UNLV (ABC-Reg.) (D)	L	67-83

MW CHAMPIONSHIP (Thomas & Mack Center; Las Vegas, Nev.)

M.13	at (#4) UNLV (QF) (ESPN)	L	67-83
------	--------------------------	---	-------

NATIONAL INVITATION TOURNAMENT

M.19	UC Santa Barbara (FR)	ot-W	67-62
M.21	at Texas Tech (SR)	L	48-57
Total Points			2,145-2,087

* - Mountain West game

2003-04 • 14-16; 5-9 Mountain West

Home: 11-4, Away: 2-10, Neutral: 1-2

Head Coach: Steve Fisher

Starting Lineup: Marcus Slaughter (F, Fr., 7.9 ppg, 6.8 rpg), Chris Walton (F, Jr., 8.7 ppg, 4.9 rpg), Aerick Sanders (F, Sr., 16.1 ppg, 9.8 rpg), Brandon Heath (G, Fr., 13.8 ppg, 2.7 rpg), Wesley Stokes (G, Jr., 12.1 ppg, 2.3 rpg)

N.21	Long Beach State (Ch. 4 San Diego)	W	74-44
EA SPORTS MAUI INVITATIONAL (Lahaina Civic Center; Lahaina, Hawaii)			
N.24	vs. Ohio State (D) (ESPN2) (QF)	W	83-61
N.25	vs. Dayton (D) (ESPN) (SF)	L	71-76
N.26	at Chaminade (D) (ESPN2) (3P)	W	75-67
N.30	Troy (D) (Ch. 4 San Diego)	L	84-93
D.3	at San Diego (Ch. 4 San Diego)	W	66-63
D.6	UC San Diego	W	76-51
D.13	at Texas Tech (D) (Texas Tech TV)	L	68-78
D.18	Cal Poly (Ch. 4 San Diego)	W	90-71
D.20	Eastern Washington (Ch. 4 San Diego)	W	79-66
D.22	at (5/5) Arizona (Fox Sports Arizona)	L	71-83
D.27	Washington (Ch. 4 San Diego)	L	81-92
D.31	Portland (D)	W	67-61
J.3	Iowa State (Ch. 4 San Diego)	W	86-76
J.6	at Saint Mary's	L	66-80
J.12	*Brigham Young (SportsWest)	W	65-61
J.17	*UNLV (D) (ESPN+Plus)	W	83-78
J.24	*at Colorado State (Ch. 4 San Diego)	2ot-L	82-92
J.26	*at Wyoming (SportsWest)	L	71-79
J.31	*Air Force (Ch. 4 San Diego)	L	43-57
F.2	*New Mexico (SportsWest)	W	72-68
F.7	*at Utah (Ch. 4 San Diego)	L	61-65
F.9	*at Brigham Young (ESPN)	ot-L	69-83
F.17	*at UNLV (SportsWest)	L	65-68
F.21	*Wyoming (Ch. 4 San Diego)	W	74-66
F.23	*Colorado State (Ch. 4 San Diego)	W	72-64
F.28	*at New Mexico (SportsWest)	L	60-72
M.1	*at Air Force (Ch. 4 San Diego)	L	49-61

INTRODUCTION
COACHES & STAFF
PLAYERS
2021-22 REVIEW
RECORDS
HISTORY
UNIVERSITY
AZTEC BASKET

Year-By-Year Records



MOUNTAIN WEST-RECORD 14-TIME CONFERENCE CHAMPIONS

M.6 *Utah (D) (ESPN+Plus) L 53-66
MW CHAMPIONSHIP (Pepsi Center; Denver, Colo.)
M.11 vs. (#3) Utah (QF) (D) (ESPN+Plus) L 69-75
 Total Points 2,125-2,117
 * - Mountain West game

2004-05 • 11-18; 4-10 Mountain West

Home: 7-9, Away: 3-8, Neutral: 1-1
Head Coach: Steve Fisher
Starting Lineup: Marcus Slaughter (F, So., 17.8 ppg, 9.0 rpg), Chris Walton (F, Sr., 6.3 ppg, 2.6 rpg), Mohamed Camara (C, Jr., 2.4 ppg, 3.8 rpg), John Sharper (G, Jr., 6.0 ppg, 1.1 rpg), Brandon Heath (G, So., 18.3 ppg, 3.5 rpg)
N.19 UC Santa Barbara (Ch. 4 San Diego) ot-L 72-80
N.22 Monmouth (Ch. 4 San Diego) W 69-65
N.27 UC San Diego W 86-51
D.1 San Diego (Ch. 4 San Diego) W 83-63
D.4 at UC Santa Barbara (D) W 73-55
D.7 at (16/21) Washington L 69-98

SAN DIEGO SLAM (Cox Arena; San Diego, Calif.)
D.11 California (Ch. 4 San Diego) L 57-60
D.14 Saint Mary's L 64-73
D.18 at Loyola Marymount (Ch. 4 San Diego) L 68-72
D.21 Cal State Fullerton (Ch. 4 San Diego) W 63-60
D.28 at Iowa State (ESPN+Plus) L 59-69
D.31 Providence (D) (Ch. 4 San Diego) L 67-76
J.3 South Dakota State (Ch. 4 San Diego) W 64-49
J.8 *at Brigham Young (:00) (SportsWest) W 59-57
J.15 *at UNLV (SportsWest) W 81-73
J.22 *Wyoming (SportsWest) ot-L 81-88
J.24 *Colorado State (ESPN) W 84-77
J.29 *at Air Force (D) (Ch. 4 San Diego) L 50-62
J.31 *at New Mexico (SportsWest) L 71-88
F.5 *(21/22) Utah (Ch. 4 San Diego/KJZZ-TV) L 41-61
F.7 *Brigham Young (SportsWest) W 66-58
F.12 *UNLV (D) (ESPN+Plus) ot-L 91-93
F.19 *at Colorado State (Ch. 4 San Diego) ot-L 88-93
F.21 *at Wyoming (ESPN) L 65-69
F.26 *New Mexico (SportsWest) L 61-78
F.28 *Air Force (Ch. 4 San Diego) L 57-77
M.5 *at (16/15) Utah (D) (ESPN+Plus) L 67-77

MW CHAMPIONSHIP (Pepsi Center; Denver, Colo.)
M.10 vs. (#3) Air Force (QF) (ESPN) W 73-68
M.11 vs. (#2) New Mexico (SF) (ESPN) L 67-77
 Total Points 1,989-2,062
 * - Mountain West game

2005-06 • 24-9; 13-3 Mountain West

NCAA TOURNAMENT - FIRST ROUND
Home: 13-2, Away: 7-5, Neutral: 4-2
Head Coach: Steve Fisher
Starting Lineup: Marcus Slaughter (F, Jr., 16.5 ppg, 11.0 rpg), Mohamed Abukar (F, Jr., 14.3 ppg, 4.7 rpg), Kyle Spain (F, Jr., 9.2 ppg, 5.6 rpg), Brandon Heath (G, Jr., 18.4 ppg, 3.4 rpg), Richie Williams (G, Fr., 6.6 ppg, 3.8 rpg)
BP TOP OF THE WORLD CLASSIC (Carlson Center; Fairbanks, Alaska)
N.17 at Alaska Fairbanks (QF) W 67-55
N.19 vs. Illinois-Chicago (D) (SF) L 63-66
N.20 vs. Southern Mississippi (D) (3P) W 79-51
N.26 Albany (Ch. 4 San Diego) W 80-53
N.30 at San Diego (Ch. 4 San Diego) L 80-90
D.3 Point Loma Nazarene W 88-77
D.6 at California L 64-82

San Diego SLAM (Cox Arena; San Diego, Calif.)
D.10 Washington State (Ch. 4 San Diego) L 49-60
D.17 UC Santa Barbara (Ch. 4 San Diego) W 66-54
D.20 UMBC W 58-45
D.27 at Providence (Cox Sports TV 3) L 65-80
D.31 Loyola Marymount (D) (Ch. 4 San Diego) W 84-68
J.4 *Colorado State (Ch. 4 San Diego) W 83-75
J.7 *at Air Force L 62-65
J.11 *at Utah (Ch. 4 San Diego) W 72-67
J.14 *UNLV (SportsWest) W 83-67
J.18 *at TCU W 76-57
J.21 *Brigham Young (SportsWest) W 88-61
J.25 *New Mexico (SportsWest) W 75-69
J.28 *at Wyoming (D) (:00.3) (Ch. 4 San Diego) ot-W 78-77
F.4 *at Colorado State W 85-81
F.8 *Air Force (Ch. 4 San Diego) W 61-51
F.11 *Utah (D) (ESPN+Plus) L 65-67
F.16 *at UNLV (ESPN2) W 81-70
F.18 *TCU (Ch. 4 San Diego) W 83-71
F.22 *at Brigham Young (SportsWest) L 90-100
F.25 *at New Mexico (D) (ESPN+Plus) W 73-66
M.1 *Wyoming (Ch. 4 San Diego) W 91-72
M.3 South Dakota State W 88-63

MW CHAMPIONSHIP (Pepsi Center; Denver, Colo.)
M.9 vs. (#8) Colorado State (QF) (D) (ESPN+Plus) W 64-52
M.10 vs. (#4) UNLV (SF) (ESPN+Plus) W 63-60
M.11 vs. (#7) Wyoming (CH) (ESPN) ot-W 69-64
NCAA FIRST & SECOND ROUNDS (Huntsman Center; Salt Lake City, Utah)
M.15 vs. (#6) Indiana (FR) (CBS-Reg.) L 83-87
 Total Points 2,456-2,223
 * - Mountain West game

2006-07 • 22-11; 10-6 Mountain West

NIT - SECOND ROUND
Home: 14-2, Away: 6-8, Neutral: 2-1
Head Coach: Steve Fisher
Starting Lineup: Kyle Spain (F, Sr., 15.8 ppg, 5.8 rpg), Jerome Habel (F, Jr., 10.9 ppg, 6.2 rpg), Lorenzo Wade (F, So., 10.5 ppg, 5.3 rpg), Brandon Heath (G, Sr., 19.3 ppg, 3.8 rpg), Richie Williams (G, So., 7.0 ppg, 4.6 rpg)
SHAMROCK INVITATIONAL (McKeon Pavilion; Moraga, Calif.)
N.10 vs. Murray State (:00.0) W 87-84
N.11 at Saint Mary's W 74-73
N.12 vs. Seattle Pacific W 76-73
N.15 UC San Diego (The Mtn.) W 84-48
N.18 California (VERSUS) W 86-79
N.21 UC Riverside W 79-45
N.25 at UC Santa Barbara W 76-72
N.29 San Diego (Ch. 4 San Diego) W 79-76
D.2 at Western Michigan (D) L 73-84

SAN DIEGO SLAM (Cox Arena; San Diego, Calif.)
D.9 (14/15) Arizona (Ch. 4 San Diego) L 48-69
D.12 Campbell W 119-82
D.16 Loyola Marymount (The Mtn.) W 74-63
D.21 at Washington State (KA) (FSN Northwest) L 54-64
D.30 Lafayette (The Mtn.) W 78-68
J.3 *Wyoming (:04.9) (Ch. 4 San Diego) L 65-66
J.6 *at Brigham Young (D) (VERSUS) L 58-80
J.13 *Colorado State (D) (CSTV) W 81-76
J.17 *New Mexico (The Mtn.) W 73-68
J.20 *at (13/11) Air Force (D) (VERSUS) L 51-56
J.23 *at UNLV (VERSUS) L 61-68
J.27 *Utah (D) (CSTV) W 63-53
J.31 *at TCU (The Mtn.) W 76-71
F.6 *(15/13) Air Force (CSTV) W 62-41
F.10 *at Colorado State (D) (The Mtn.) W 81-66
F.13 *UNLV (The Mtn.) W 67-52
F.17 *at Wyoming (D) (The Mtn.) L 71-80
F.20 *at New Mexico (The Mtn.) ot-W 81-74
F.24 *(21/22) Brigham Young (D) (CSTV) W 86-74
F.27 *at Utah (The Mtn.) L 68-74
M.3 *TCU (D) (The Mtn.) W 56-51

MW CHAMPIONSHIP (Thomas & Mack Center; Las Vegas, Nev.)
M.8 vs. (#6) Colorado State (QF) (The Mtn.) L 64-69
MASTERCARD NIT - SOUTH REGION
M.14 at (#3) Missouri St. (:05.3) (FR) (ESPN) W 74-70
M.19 at (#2) Syracuse (SR) (ESPN) L 64-80
 Total Points 2,389-2,249
 * - Mountain West game

2007-08 • 20-13; 9-7 Mountain West

NIT - FIRST ROUND
Home: 11-3, Away: 6-8, Neutral: 3-2
Head Coach: Steve Fisher
Starting Lineup: Billy White (F, Fr., 8.5 ppg, 5.9 rpg), Lorenzo Wade (F, Jr., 14.8 ppg, 4.5 rpg), Ryan Amoroso (C, Jr., 11.4 ppg, 6.5 rpg), D.J. Gay (G, Fr., 5.8 ppg, 1.7 rpg), Kyle Spain (G, Jr., 13.2 ppg, 5.4 rpg)
WORLD VISION CLASSIC (Save Mart Center; Fresno, Calif.)
N.9 vs. Liberty W 62-50
N.10 vs. Portland W 78-64
N.11 at Fresno State (D) W 89-72
N.17 UC San Diego W 76-60
N.19 at San Diego (4SD) W 69-64
N.24 at California (D) L 69-77
N.28 at Loyola Marymount W 78-56
D.1 Western Michigan W 72-61
D.4 UC Riverside W 59-46

WOODEN CLASSIC (Honda Center; Anaheim, Calif.)
D.8 vs. Saint Mary's (D) (Ch. 4 SD, HDNET) L 64-69
D.17 Navy (CSTV) W 86-76
FIESTA BOWL CLASSIC (McKale Center; Tucson, Ariz.)
D.22 (19/19) at Arizona (D) (FSN Arizona/West) L 58-74
D.28 Sam Houston State (The Mtn.) ot-W 79-78
J.5 *TCU (The Mtn.) W 64-57
J.9 Northern Colorado L 56-62
J.12 *at New Mexico (The Mtn.) W 72-67
J.16 *Utah (The Mtn.) ot-W 64-56
J.19 *Wyoming (CSTV) W 70-43
J.23 *at Brigham Young (The Mtn.) L 56-59
J.26 *UNLV (D) (VERSUS) L 69-72
J.29 *at Colorado State (:20.9) (The Mtn.) W 83-82
F.6 *Air Force (The Mtn.) W 49-38
F.9 *at TCU (D) (The Mtn.) L 62-68
F.13 *New Mexico (The Mtn.) L 63-73
F.16 *at Utah (D) (VERSUS) L 66-72
F.19 *at Wyoming (The Mtn.) W 79-68
F.23 *Brigham Young (CSTV) W 69-65
F.26 *at UNLV (CSTV) L 58-68
M.1 *Colorado State (The Mtn.) W 86-62
M.8 *at Air Force (D) (The Mtn.) L 43-46

MW CHAMPIONSHIP (Thomas & Mack Arena; Las Vegas, Nev.)
M.13 vs. (#5) Air Force (D) (QF) (The Mtn., 4SD) W 53-49
M.14 vs. (#1) (24/23) Brigham Young (SF) (CBS C, 4SD) L 54-63

MASTERCARD NIT
M.19 at (#2) Florida (FR) (ESPN2) L 49-73
 Total Points 2,204-2,090
 * - Mountain West game

2008-09 • 26-10; 11-5 Mountain West

NIT - SEMIFINALS
Home: 16-2, Away: 6-5, Neutral: 4-3
Head Coach: Steve Fisher
Starting Lineup: Kyle Spain (F, Sr., 14.0 ppg, 5.3 rpg), Billy White (F, So., 8.8 ppg, 3.8 rpg), Ryan Amoroso (C, Sr., 7.5 ppg, 4.5 rpg), D.J. Gay (G, So., 6.0 ppg, 1.5 rpg), Richie Williams (G, Sr., 7.2 ppg, 3.5 rpg)
N.15 UC San Diego W 59-40
N.18 (15/15) Arizona State L 52-59
N.22 Fresno State W 80-56

GREAT ALASKA SHOOTOUT (Sullivan Arena; Anchorage, Alaska)
N.27 vs. Western Carolina (QF) (:11.2) (KCFE-Alaska) W 59-58
N.28 vs. Seattle (SF) (KCFE-Alaska) W 75-56
N.29 vs. Hampton (CH) (KCFE-Alaska) W 76-47
D.3 at Northern Colorado W 73-62
D.6 San Diego (The Mtn., 4SD) W 57-46
D.10 at Arizona (FS Arizona) L 56-69
WOODEN CLASSIC (Honda Center; Anaheim, Calif.)
D.13 vs. Saint Mary's (D) (HDNET, 4SD) L 64-67
D.20 UC Santa Barbara (The Mtn.) W 68-51
D.22 Cal State Northridge W 72-56
D.29 Arkansas Pine-Bluff W 93-61
J.3 *at Air Force W 61-44
J.10 *Utah (VERSUS) W 72-63
J.14 *at Wyoming (The Mtn.) L 79-83
J.21 *New Mexico (The Mtn.) W 81-76
J.24 *at Brigham Young (The Mtn., 4SD) L 71-77
J.28 *TCU (CBS C) W 67-50
J.31 *at Colorado State (The Mtn.) W 78-59
F.3 *at UNLV (The Mtn., 4SD) ot-W 68-66
F.7 *Air Force (CBS C) W 65-34
F.11 *at Utah (The Mtn.) L 55-67
F.14 *Wyoming (The Mtn.) W 71-60
F.21 *at New Mexico (VERSUS) L 49-75
F.24 *Brigham Young (The Mtn.) L 59-69
F.28 *at TCU (The Mtn., 4SD) ot-W 79-77
M.4 *Colorado State (The Mtn.) W 68-59
M.7 *UNLV (CBS C) W 57-46

MW CHAMPIONSHIP (Thomas & Mack Center; Las Vegas, Nev.)
M.12 at (#5) UNLV (QF) (The Mtn., CBS C, 4SD) W 71-57
M.13 vs. (#1) (25/-) Brigham Young (SF) (CBS C, 4SD) W 64-62
M.14 vs. (2) Utah (CH) (D) (VERSUS) L 50-52

NATIONAL INVITATION TOURNAMENT
M.17 (#8) Weber State (FR) W 65-49
M.20 (#4) Kansas State (SR) ^ W 70-52
M.25 (#2) Saint Mary's (QF) (ESPN2) W 70-66
M.31 +vs. (#3) Baylor (SF) (ESPN2) L 62-76
 Total Points 2,416-2,147
 * - Mountain West game. ^ - Jenny Craig Pavilion (San Diego, Calif.). + - Madison Square Garden (New York, N.Y.)

2009-10 • 25-9; 11-5 Mountain West

NCAA TOURNAMENT - FIRST ROUND
Home: 14-1, Away: 9-7, Neutral: 2-1
Head Coach: Steve Fisher
Starting Lineup: Kawai Leonard (F, Fr., 12.7 ppg, 9.9 rpg), Billy White (F, Jr., 11.1 ppg, 4.3 rpg), Malcolm Thomas (F, Jr., 10.9 ppg, 7.6 rpg), D.J. Gay (G, Jr., 10.5 ppg, 3.2 rpg), Chase Topley (G, Fr., 7.6 ppg, 2.1 rpg)
N.14 UC San Diego (D) W 77-52
N.16 at Saint Mary's (ESPN) L 58-80
WEST COAST CLASSIC (Campus Sites)
N.19 Santa Clara W 86-53
N.23 at Fresno State W 62-58
N.25 at Pacific L 63-71
N.28 Northern Arizona W 89-48
D.2 at San Diego (4SD) ot-W 69-62
D.5 at UC Santa Barbara W 69-61
D.9 Cal State Fullerton W 82-68
D.12 Arizona (The Mtn.) W 63-46
D.19 at Arizona State (D) (FS Arizona, Fox College) L 52-55
D.22 at Drake W 76-73
D.29 UC Riverside W 58-53
D.31 Pomona-Pitzer (D) W 89-54
J.5 *(15/14) New Mexico (The Mtn.) W 74-64
J.9 *at Wyoming (:04.9) (The Mtn., 4SD) L 83-85
J.13 *at UNLV (CBS C) L 66-76
J.16 *TCU (The Mtn.) W 67-62
J.19 *at Utah (The Mtn., 4SD) W 70-68
J.23 *(14/13) Brigham Young (The Mtn.) L 69-71
J.30 *at Colorado State (The Mtn., 4SD) W 64-52
F.2 *Air Force (CBS C) W 70-48
F.6 *at (15/23) New Mexico (:02.7) (D) (The Mtn., 4SD) ot-L 86-88
F.10 *Wyoming (The Mtn.) W 88-57
F.13 *(23/25) UNLV (D) (VERSUS) W 68-58
F.16 *at TCU (The Mtn., 4SD) W 68-51
F.20 *Utah (The Mtn.) W 68-61
F.24 *at (13/11) Brigham Young (CBS C) L 68-82
M.3 *Colorado State (The Mtn.) W 68-55
M.6 *at Air Force (The Mtn.) W 61-42

MW CHAMPIONSHIP (Thomas & Mack Center; Las Vegas, Nev.)
M.11 vs. (#5) Colorado State (QF) (D) (The Mtn., CBS C, 4SD) W 72-71
M.12 vs. (#1) (8/8) New Mexico (SF) (CBS C, 4SD) W 72-69

INTRODUCTION
 COACHES & STAFF
 PLAYERS
 2021-22 REVIEW
 RECORDS
 HISTORY
 UNIVERSITY
 AZTEC BASKETBALL MEDIA GUIDE

Year-By-Year Records



M.13	at (#3) UNLV (CH) (D) (VERSUS)	W	55-45
NCAA FIRST/SECOND ROUNDS (Dunkin' Donuts Center; Providence, R.I.)			
M.18	vs. (#6) (15/14) Tennessee (FR) (CBS)	L	59-62
Total Points			2,389-2,101

2010-11 • 34-3; 14-2 Mountain West

NCAA TOURNAMENT - SWEET 16
Home: 14-1, **Away:** 12-1, **Neutral:** 8-1
Final National Ranking (AP/Coaches): 6/11
Head Coach: Steve Fisher
Starting Lineup: Kawhi Leonard (F, So., 15.5 ppg, 10.6 rpg), Malcolm Thomas (F, Sr., 11.4 ppg, 8.1 rpg), Billy White (F, Sr., 10.3 ppg, 4.4 rpg), D.J. Gay (G, Sr., 10.3 ppg, 3.1 rpg), Chase Tapley (G, So., 8.6 ppg, 2.4 rpg)

N.13	25/-	at Long Beach State (D)	W	81-65
O'REILLY AUTO PARTS CBE CLASSIC (Campus Sites)				
N.16	25/-	at (11/12) Gonzaga (ESPN2)	W	79-76
N.20	25/-	vs. Green Bay +	W	79-70
N.21	25/-	vs. IUPUI +	W	61-46
N.22	18/22	at Miami (Ohio)	W	77-56
N.26	18/22	San Diego Christian College	W	88-69
D.1	17/19	Saint Mary's (The Mtn.)	W	69-55
D.4	17/19	Wichita State (The Mtn.)	W	83-69
D.8	14/15	at California (CSN California, 4SD)	W	77-57
D.11	14/15	San Diego (4SD)	W	77-49
D.13	11/10	Cal Poly	W	51-45
D.18	11/10	UC Santa Barbara	W	90-64

LAS VEGAS HOLIDAY HOOPS CLASSIC (South Point Arena; Las Vegas, Nev.)

D.21	7/7	vs. San Francisco	W	62-56
D.22	7/7	vs. IUPUI	W	56-54
D.31	7/7	Occidental College (D)	W	93-50
J.5	6/6	*at TCU (The Mtn.)	W	66-53
J.8	6/6	*at Utah (D) (VERSUS)	W	71-62
J.12	6/6	*UNLV (CBS, 4SD)	W	55-49
J.15	6/6	*at New Mexico (D) (CBS, 4SD)	W	87-77
J.19	6/6	*Air Force (4SD)	W	68-55
J.26	4/4	*(9/9) at Brigham Young (CBS, 4SD)	L	58-71
J.29	4/4	*Wyoming (The Mtn.)	W	96-57
E.2	7/6	*at Colorado State (-01.8) (CBS, 4SD)	W	56-54
F.5	7/6	*TCU (The Mtn.)	W	60-53
F.8	6/6	*Utah (The Mtn.)	W	85-53
F.12	6/6	*at UNLV (VERSUS)	W	63-57
F.16	6/6	*New Mexico (The Mtn.)	W	68-62
F.19	6/6	*at Air Force (The Mtn.)	W	70-58
F.26	6/4	* (7/7) Brigham Young (D) (CBS)	L	67-80
M.1	9/9	*at Wyoming (The Mtn.)	W	85-58
M.5	9/9	*Colorado State (The Mtn.)	W	66-48

MW CHAMPIONSHIP (Thomas & Mack Center; Las Vegas, Nev.)

M.10	7/6	vs. (#7) Utah (QF) (The Mtn., 4SD)	W	64-50
M.11	7/6	at (#2) at UNLV (SF) (-04.9) (CBS, 4SD)	W	74-72
M.12	7/6	vs. (#1) (8/8) Brigham Young (CH) (D) (VERSUS)	W	72-54

NCAA SECOND/THIRD ROUNDS (McKale Center; Tucson, Ariz.)

M.17	6/5	vs. (#15) Northern Colorado (2R) (D) (TNT)	W	68-50
M.19	6/5	vs. (#7) Temple (3R) (D) (TNT)	2ot-W	71-64

NCAA WEST REGIONAL (Honda Center; Anaheim, Calif.)

M.24	6/5	vs. (#3) (9/8) Connecticut (R-SF) (D) (CBS)	L	67-74
Total Points				2,660-2,192

* - Mountain West game. + - Oxford, Ohio.

2011-12 • 26-8; 10-4 Mountain West

NCAA TOURNAMENT - SECOND ROUND
Home: 17-2, **Away:** 7-4, **Neutral:** 2-2
Final National Ranking (AP/Coaches): 22/19
Head Coach: Steve Fisher
Starting Lineup: Tim Shelton (F, Sr., 5.2 ppg, 4.6 rpg), Jamaal Franklin (G, So., 17.4 ppg, 7.9 rpg), Chase Tapley (G, Jr., 15.8 ppg, 4.3 rpg), Xavier Thames (G, So., 10.1 ppg, 4.1 rpg), James Rahon (G, Jr., 8.9 ppg, 2.7 rpg)

BASKETBALL TRAVELERS CLASSIC (Viejas Arena; San Diego, Calif.)

N.11		Bryant	W	75-63
N.12		Southern Utah	W	70-37
N.13		UC Davis (D)	W	89-74
N.15		at (11/12) Baylor (D) (ESPN)	L	67-77
N.17		USC (-01.8) (The Mtn., 4SD)	W	56-54
N.19		Long Beach State (D) (4SD)	ot-W	77-73
N.23		at (23/23) Arizona (FS Arizona Plus)	W	61-57
N.26		at UC Santa Barbara	ot-W	76-75
N.30		(-/22) Creighton (The Mtn., 4SD)	L	83-85
D.4		(24/23) California (D) (The Mtn., 4SD)	W	64-63
D.7		at San Diego (4SD)	W	74-62
D.19		UC Riverside (4SD)	W	80-55
D.22		Flon (D)	W	81-55
D.30	25/-	Redlands	W	94-43
J.5	24/25	San Diego Christian	W	83-52
J.10	22/22	Chicago State (4SD, The Mtn.)	W	73-65
J.14	22/22	* (12/12) UNLV (-00.3) (D) (NBCSN)	W	69-67
J.18	16/16	* at New Mexico (CBSN, 4SD)	W	75-70
J.21	16/16	* Air Force (The Mtn., 4SD)	W	57-44
J.24	13/12	* at Wyoming (The Mtn., 4SD)	W	52-42
J.28	13/12	* at Colorado State (D) (NBCSN)	L	60-77
F.1	17/17	* Boise State (CBSN, 4SD)	W	58-56
F.4	17/17	* TCU (The Mtn., 4SD)	W	83-73
F.11	13/14	* at (14/16) UNLV (D) (NBCSN)	L	60-62

E.15	13/15	*New Mexico (CBSN, 4SD)	L	67-77
E.18	13/15	*at Air Force (D) (NBCSN)	L	56-58
F.22	24/25	*Wyoming (The Mtn., 4SD)	ot-W	67-58
F.25	24/25	*Colorado State (The Mtn., 4SD)	W	74-66
F.29	21/23	*at Boise State (The Mtn., 4SD)	W	66-53
M.3	21/23	*at TCU (The Mtn., 4SD)	ot-W	98-92

MW CHAMPIONSHIP (Thomas & Mack Center; Las Vegas, Nev.)

M.8	18/21	vs. (#8) Boise State (QF) (D) (The Mtn., 4SD)	W	65-62
M.9	18/21	vs. (#4) Colorado State (SF) (CBSN, 4SD)	W	79-69
M.10	18/21	vs. (#2) New Mexico (CH) (D) (NBCSN)	L	59-68

NCAA SECOND/THIRD ROUNDS (Nationwide Arena; Columbus, Ohio)

M.16	22/23	vs. (#11) North Carolina State (SR) (D) (truTV)	L	65-79
Total Points				2,416-2,166

* - Mountain West game

2012-13 • 23-11; 9-7 Mountain West

NCAA TOURNAMENT - THIRD ROUND
Home: 14-1, **Away:** 4-6, **Neutral:** 5-4
Head Coach: Steve Fisher
Starting Lineup: JJ O'Brien (F, So., 7.2 ppg, 4.5 rpg), DeShawn Stephens (F, Sr., 6.1 ppg, 5.1 rpg), Jamaal Franklin (G, Jr., 17.0 ppg, 9.5 rpg), Chase Tapley (G, Sr., 13.5 ppg, 3.2 rpg), Xavier Thames (G, Jr., 9.5 ppg, 2.7 rpg)

NORTHROP GRUMMAN PRESENTS BATTLE ON THE MIDWAY (USS Midway; San Diego, Calif.)

N.11	20/20	vs. (9/9) Syracuse (D) (FSSD)	L	49-62
N.13	25/23	San Diego Christian (FSSD)	W	91-57
N.17	25/23	at Missouri State (D)	W	60-44
N.21	25/25	Arkansas-Pine Bluff (FSSD)	W	79-43
N.25	25/25	at USC (FSN)	W	66-60

WOODEN CLASSIC (Honda Center; Anaheim, Calif.)

D.1	23/21	vs. (-/24) UCLA (ESPN)	W	78-69
D.3	17/15	Texas Southern (TWCN)	W	74-62
D.6	17/15	UC Santa Barbara (TWCN)	W	84-70
D.15	18/15	San Diego (4SD)	W	72-56
D.18	18/15	Point Loma Nazarene (FSSD)	W	76-49

HAWAIIAN AIRLINES DIAMOND HEAD CLASSIC (Stan Sheriff Center; Honolulu, Hawaii)

D.22	18/15	vs. San Francisco (QF) (D) (ESPN)	W	80-58
D.23	18/15	vs. Indiana State (SF) (D) (ESPN)	W	62-55
D.25	17/16	vs. (3/3) Arizona (CH) (ESPN2) (1:3)	L	67-68
J.2	19/17	CSU Bakersfield (TWCN)	W	72-57
J.9	16/15	*at Fresno State (TWCN)	W	65-62
J.12	16/15	*Colorado State (NBCSN)	ot-W	79-72
J.16	15/14	* (-/23) UNLV (CBSN)	L	75-82
J.19	15/14	* at Wyoming (TWCN)	L	45-58
J.23	-/25	* at Nevada (CBSN)	W	78-57
J.26	-/25	* (15/17) New Mexico (NBCSN)	W	55-34
F.2	22/20	* at Air Force (TWCN)	L	67-70
F.6	-/25	* Boise State (-02.8) (TWCN)	W	63-62
F.9	-/25	* Fresno State (CBSN)	W	75-53
F.13	-/22	* at (24/24) Colorado State (CBSN)	L	60-66
F.16	-/22	* at UNLV (NBCSN)	L	70-72
F.19		* Wyoming (TWCN)	W	79-51
F.23		* Nevada (NBCSN)	W	88-75
F.27		* at (14/14) New Mexico (CBSN)	L	60-70
M.6		* Air Force (TWCN)	W	58-51
M.9		* at Boise State (NBCSN)	L	65-69

MW CHAMPIONSHIP (Thomas & Mack Center; Las Vegas, Nev.)

M.13		vs. (#5) Boise State (QF) (CBSN)	W	73-67
M.15		vs. (#1) (15/14) New Mexico (SF) (CBSN)	L	50-60

NCAA SECOND/THIRD ROUNDS (Wells Fargo Center; Philadelphia, Pa.)

M.22		vs. (#10) Oklahoma (SR) (TBS)	W	70-55
M.24		vs. (#15) Florida Gulf Coast (3R) (TBS)	L	71-81
Total Points				2,356-2,077

* - Mountain West game

2013-14 • 31-5; 16-2 Mountain West

NCAA TOURNAMENT - SWEET 16
Home: 15-1, **Away:** 10-2, **Neutral:** 6-2
Final National Ranking (AP/Coaches): 13/12
Head Coach: Steve Fisher
Starting Lineup: Josh Davis (F, Sr., 7.7 ppg, 10.1 rpg), JJ O'Brien (F, Jr., 7.8 ppg, 4.7 rpg), Winston Shepard (F, So., 11.6 ppg, 4.9 rpg), Skylar Spencer (F, So., 4.8 ppg, 4.3 rpg), Xavier Thames (G, Sr., 17.6 ppg, 2.9 rpg)

N.8		UC Riverside	W	77-41
N.14		(6/5) Arizona (CBSN)	L	60-69
N.20		San Diego Christian	W	93-41

DIRECTV WOODEN LEGACY (Titan Gym; Fullerton, Calif. - N.28-29 | Honda Center; Anaheim, Calif. - D.1)

N.28		vs. College of Charleston (QF) (ESPN)	W	72-52
N.29		vs. (20/18) Creighton (SF) (ESPN2)	W	86-80
D.1		vs. (25/-) Marquette (CH) (ESPN2)	W	67-59
D.5	24/-	at San Diego (FSSD)	W	65-64
D.8	24/-	Washington (D) (CBSN)	W	70-63
D.18	24/23	Southern Utah (4SD)	W	76-39
D.21	24/23	McNeese State (FSSD)	W	65-36
D.27	20/20	St. Katherine College (FSSD)	W	118-35
J.1	21/19	* at Colorado State (CBSN)	W	71-61
J.5	21/19	* at (16/17) Kansas (D) (CBS)	W	61-57
J.8	13/15	* Boise State (ESPN)	W	69-66
J.12	13/15	* at Air Force (D) (ESPN3)	W	79-72
J.15	10/11	* Fresno State (ESPN3)	W	68-60
J.18	10/11	* UNLV (D) (CBSN)	W	63-52

MOUNTAIN WEST-RECORD 14-TIME CONFERENCE CHAMPIONS

J.22	7/7	*at San Jose State (ESPN3)	W	75-50
J.25	7/7	*at Utah State (ESPN)	ot-W	74-69
F.1	5/5	*Colorado State (D) (ESPN)	W	65-56
F.5	5/5	*at Boise State (-04.2) (CBSN)	W	67-65
F.8	5/5	*Nevada (ESPN3)	W	73-58
F.11	5/5	*at Wyoming (ESPN)	L	62-68
F.15	5/5	*Air Force (CBSN)	W	64-56
F.18	6/7	*Utah State (ESPN)	W	60-45
F.22	6/7	*at New Mexico (ESPN2)	L	44-58
F.25	13/13	*San Jose State (CBSN)	W	90-64
M.1	13/13	*at Fresno State (CBSN)	W	82-67
M.5	10/10	* at UNLV (CBSN)	W	73-64
M.8	10/10	* (21/21) New Mexico (CBSN)	W	51-48

MW CHAMPIONSHIP (Thomas & Mack Center; Las Vegas, Nev.)

M.13	18/7	vs. (#8) Utah State (QF) (D) (CBSN)	W	73-39
M.14	18/7	at (#4) UNLV (SF) (CBSN)	W	59-51
M.15	18/7	at (#2) (20/20) New Mexico (CH) (D) (CBS)	L	58-64

NCAA SECOND/THIRD ROUNDS (Spokane Veterans Memorial Arena; Spokane, Wash.)

M.20	13/11	vs. (#13) New Mexico State (SR) (truTV)	ot-W	73-69
M.22	13/11	vs. (#12) North Dakota State (3R) (TNT)	W	63-44

NCAA WEST REGIONAL (Honda Center; Anaheim, Calif.)

M.27	13/11	vs. (#1) (4/5) Arizona (R-SF) (TBS)	L	64-70
Total Points				2,530-2,052

* - Mountain West game

2014-15 • 27-9; 14-4 Mountain West

NCAA TOURNAMENT - THIRD ROUND
Home: 16-1, **Away:** 7-5, **Neutral:** 4-3
Head Coach: Steve Fisher
Starting Lineup: JJ O'Brien (F, Sr., 10.3 ppg, 5.2 rpg), Winston Shepard (F, Jr., 11.1 ppg, 5.3 rpg), Matt Shrigley (F, So., 5.1 ppg, 1.6 rpg), Skylar Spencer (F, Jr., 3.7 ppg, 5.1 rpg), Aqeel Quinn (G, Sr., 10.7 ppg, 2.8 rpg)

N.14	16/17	CSUN (FSSD)	W	79-58
N.18	16/16	(25/-) Utah (D) (ESPN)	W	53-49
N.20				

Year-By-Year Records



MOUNTAIN WEST-REGO 14-TIME CONFERENCE CHAMPIONS

D.7	Biola	W	73-53
D.10	Nicholls (Campus Insiders)	W	84-47
D.18	Grand Canyon (Campus Insiders)	L	45-52
D.22	(2/3) Kansas (CBSSN)	L	57-70
D.30	*Wyoming (CBSSN)	W	67-55
J.2	*at Utah State (ESPNU)	W	70-67
J.6	*San Jose State (ESPN3)	W	77-62
J.13	*at Colorado State (CBSSN)	W	69-62
J.16	*at Boise State (ESPN2)	W	56-53
J.19	*Fresno State (ESPNU)	at-W	73-67
J.23	*Utah State (D) (CBSSN)	W	70-55
J.26	*at Nevada (ESPNU)	W	57-54
J.30	*at UNLV (CBSSN)	W	67-52
F.2	*Colorado State (ESPN2)	W	69-67
F.6	*New Mexico (D) (CBSSN)	at-W	78-71
F.10	*at Fresno State (CBSSN)	L	57-58
F.13	*Air Force (CBSSN)	W	70-61
F.21	*at San Jose State (D) (CBSSN)	W	78-56
F.24	*at Wyoming (CBSSN)	W	73-61
F.27	*Boise State (D) (CBSSN)	L	63-66
M.1	*at New Mexico (CBSSN)	W	83-56
M.5	*UNLV (CBSSN)	W	92-56

MW CHAMPIONSHIP (Thomas & Mack Center; Las Vegas, Nev.)

M.10	vs. (#9) Utah State (QF) (D) (CBSSN)	W	71-65
M.11	vs. (#5) Nevada (SF) (CBSSN)	W	67-55
M.12	vs. (#2) Fresno State (CH) (D) (CBS)	L	63-68

NATIONAL INVITATION TOURNAMENT

M.16	(#7) IPFW (FR) (ESPN3)	W	79-55
M.21	(#3) Washington (SR) (ESPN2)	W	93-78
M.23	(#4) Georgia Tech (QF) (ESPN2)	W	72-56
M.29	vs. (#4) George Washington (SF) (ESPN2)	L	46-65
Total Points			2,605-2,303

* - Mountain West game. + - Petco Park (San Diego, Calif.). + - Madison Square Garden (New York, N.Y.)

2016-17 • 19-14; 9-9 Mountain West

Home: 10-4, Away: 4-9, Neutral: 5-1
Head Coach: Steve Fisher

Starting Lineup: Zylan Cheatham (F, So., 9.1 ppg, 6.3 rpg), Malik Pope (F, Jr., 11.0 ppg, 6.1 rpg), Dakarai Allen (G, Sr., 8.3 ppg, 4.2 rpg), Jeremy Hemsley (G, So., 12.9 ppg, 2.4 rpg), Trey Kell (G, Jr., 13.2 ppg, 4.9 rpg)

N.11	San Diego (ESPNU)	W	69-59
N.14	at (14/14) Gonzaga (ESPN2)	L	48-69
N.16	San Diego Christian	W	81-58
N.21	+vs. California (Pac-12 Network)	W	77-65
N.28	Savannah State	W	100-67
D.3	at Loyola-Chicago (D) (ESPN3)	L	59-65
D.7	at Grand Canyon (CW6-Phoenix, 4SD)	L	72-76
D.10	Arizona State (D) (CBSSN)	L	63-74
D.12	Alabama State (Campus Insiders)	W	73-41

HAWAIIAN AIRLINES DIAMOND HEAD CLASSIC (Stan Sheriff Center; Honolulu, Hawaii)

D.22	vs. Southern Miss (QF) (D) (ESPN2)	W	66-51
D.23	vs. Tulsa (SF) (D) (ESPN2)	W	82-63
D.25	vs. San Francisco (CH) (D) (ESPN2)	W	62-48
J.1	*New Mexico (D) (CBSSN)	L	62-68
J.4	*at Nevada (ESPN2)	L	69-72
J.7	*at Boise State (ESPNU)	L	68-78
J.10	*San Jose State (ESPNU)	W	76-61
J.14	*Utah State (ESPN3)	W	74-55
J.17	*at UNLV (ESPN3)	W	64-51
J.24	*at Air Force (ESPN3)	L	67-70
J.28	*Colorado State (D) (CBSSN) (-03.8)	L	77-78
J.31	*Wyoming (CBSSN)	W	77-68
F.4	*at Fresno State (D) (ESPN3)	W	70-67
F.7	*at San Jose State (CBSSN)	L	71-76
F.12	*Nevada (D) (CBSSN)	W	70-56
F.15	*at Utah State (CBSSN)	W	66-62
F.19	*UNLV (D) (CBSSN)	W	77-64
F.22	*Fresno State (CBSSN)	L	55-63
F.25	*at Colorado State (CBSSN) (-04.1)	L	55-56
M.1	*Air Force (CBSSN)	W	51-38
M.4	*at New Mexico (CBSSN)	L	59-64

MW CHAMPIONSHIP (Thomas & Mack Center; Las Vegas, Nev.)

M.8	at (#11) UNLV (FR) (D) (MWN)	at-W	62-52
M.9	vs. (#3) Boise State (QF) (CBSSN)	W	87-68
M.10	vs. (#2) Colorado State (SF) (CBSSN)	L	63-71
Total Points			2,260-2,064

* - Mountain West game. + - Golden 1 Center (Sacramento, Calif.)

2017-18 • 22-11; 11-7 Mountain West

NCAA TOURNAMENT - FIRST ROUND
Home: 13-2, Away: 4-7, Neutral: 5-2
Head Coach: Brian Dutcher

Starting Lineup: Jalen McDaniels (F, Fr., 10.5 ppg, 7.5 rpg), Matt Mitchell (F, Fr., 10.5 ppg, 4.0 rpg), Malik Pope (F, Sr., 12.8 ppg, 6.8 rpg), Trey Kell (G, Sr., 10.5 ppg, 4.1 rpg), Devin Watson (G, Jr., 12.2 ppg, 2.6 rpg)

N.10	San Diego Christian	W	91-52
N.14	at Arizona State (Pac-12 Network)	L	68-90
N.17	McNeese (FSSD/Prime Ticket)	W	83-52
N.20	Eastern Illinois (FSSD/Prime Ticket)	W	94-63

2018-19 • 21-13; 11-7 Mountain West

Home: 14-3, Away: 5-7, Neutral: 2-3
Head Coach: Brian Dutcher

Starting Lineup: Jalen McDaniels (F, So., 15.9 ppg, 8.3 rpg), Matt Mitchell (F, So., 10.3 ppg, 4.1 rpg), Nathan Mensah (F, Fr., 5.6 ppg, 5.5 rpg), Jeremy Hemsley (G, Sr., 9.2 ppg, 3.0 rpg), Devin Watson (G, Sr., 16.0 ppg, 4.2 rpg)

N.10	Arkansas-Pine Bluff	W	76-60
N.14	Texas Southern	W	103-64

2019-20 • 30-2; 17-1 Mountain West

Home: 14-1, Away: 11-0, Neutral: 5-1
Head Coach: Brian Dutcher

Starting Lineup: Matt Mitchell (F, Jr., 12.2 ppg, 4.8 rpg), Yanni Wetzell (F, Sr., 11.6 ppg, 6.5 rpg), Malachi Flynn (G, Sr., 17.6 ppg, 5.1 rpg), KJ Feagin (G, Sr., 9.1 ppg, 3.3 rpg)

N.5	Texas Southern	W	77-42
N.9	at Brigham Young (D) (BYUtv)	W	76-71
N.13	Grand Canyon (STADIUM/Facebook)	W	86-61
N.20	at San Diego (FS West)	W	66-49
N.22	LIU (MWN)	W	81-64
N.25	Tennessee State (MWN)	W	62-49

WOODEN LEGACY (Titan Gym; Fullerton, Calif.)

N.23	vs. Sacramento State (QF) (ESPNU)	W	89-52
N.24	vs. Georgia (SF) (D) (ESPN2)	W	75-68
N.26	vs. Washington State (CH) (ESPN2)	L	86-93
N.30	at San Diego (FSW)	W	66-57
D.3	Bradley (D) (STADIUM on Facebook Watch)	W	75-52
D.9	California (D) (CBSSN)	L	62-63
D.21	(12/15) Gonzaga (CBSSN)	W	72-70
D.27	*at Wyoming (ESPN3)	L	69-82
D.30	*Utah State (ESPN3)	W	79-59
J.2	*at Colorado State (CBSSN)	W	77-68
J.9	*San Jose State (CBSSN)	W	85-49
J.13	*at Boise State (ESPN2)	L	80-83
J.17	*Fresno State (ESPNU)	L	73-77
J.20	*at New Mexico (0-22) (CBSSN)	L	75-79
J.24	*Colorado State (CBSSN)	W	97-78
J.27	*at UNLV (CBSSN)	L	78-88
F.3	*Air Force (ESPN3)	W	81-50
F.6	*at Fresno State (CBSSN)	L	61-79
F.10	*at (23/23) Nevada (ESPN2)	L	58-83
F.14	*Wyoming (CBSSN)	W	87-77
F.17	*UNLV (D) (CBSSN)	W	94-56
F.21	*at Air Force (CBSSN)	W	67-56
F.24	*at San Jose State (ESPN3)	W	71-59
F.27	*Boise State (CBSSN)	W	72-64
M.3	* (21/21) Nevada (CBSSN)	W	79-74

MW CHAMPIONSHIP (Thomas & Mack Center; Las Vegas, Nev.)

M.8	vs. (#4) Fresno State (D) (QF) (CBSSN)	W	64-52
M.9	vs. (#1) (22/22) Nevada (SF) (CBSSN)	W	90-73
M.10	vs. (#3) New Mexico (CH) (D) (CBS)	W	82-75

NCAA FIRST/SECOND ROUNDS (INTRUST Bank Arena; Wichita, Kan.)

M.15	vs. (#6) (21/19) Houston (FR) (TBS)	L	65-67
Total Points			2,545-2,240

* - Mountain West game

2020-21 • 23-5; 14-3 Mountain West

Home: 13-2, Away: 6-2, Neutral: 4-1
Head Coach: Brian Dutcher

Starting Lineup: Matt Mitchell (F, Sr., 15.4 ppg, 5.6 rpg, 2.0 app), Nathan Mensah (F, Jr., 8.1 ppg, 6.1 rpg, 1.4 bpg), Terrill Gomez (G, Sr., 8.6 ppg, 1.5 rpg, 2.3 app), Trey Pulliam (G, Sr., 7.3 ppg, 3.0 rpg, 3.5 app, 1.4 spg), Jordan Schakel (G, Sr., 14.4, 4.4 rpg, 1.0 app, 1.0 spg)

M.25	(22/21) UCLA (CBSSN)	W	73-58
M.27	UC Irvine (D) (YurView CA)	W	77-58
D.2	St. Katherine (MWN)	W	83-41
D.6	Pepperdine (D) (YurView CA/MWN)	W	65-60
D.10	24/-- at (23/23) Arizona State (FS1)	W	80-68
D.18	18/20 Brigham Young (D) (CBSSN)	L	62-72

NEUTRAL SITE GAME (Mott Athletics Center; San Luis Obispo, Calif.)

D.22	vs. Saint Mary's (CBSSN)	W	74-49
J.2	--/23 *Colorado State (D) (CBS)	L	67-70
J.4	*Colorado State (FS1)	W	78-65
J.7	*Nevada (CBSSN)	W	65-60
J.9	*Nevada (CBSSN) (-00)	W	68-67
J.14	*at Utah State (CBSSN)	L	45-57
J.16	*at Utah State (D) (CBS)	L	59-64
J.22	*at Air Force (FS1)	W	98-61
J.24	*at Air Force (FS1)	W	91-59
J.28	*Wyoming (FS1)	W	87-57
J.30	*Wyoming (CBSSN)	W	98-71

MW CHAMPIONSHIP (Thomas & Mack Center; Las Vegas, Nev.)

E.3	*at New Mexico	game declared forfeit, does not count as a win	
E.5	*at New Mexico	game declared forfeit, does not count as a win	
F.8	*San Jose State (FS1)	W	85-54
F.10	*San Jose State (CBSSN)	W	77-55
F.18	25/-- *at Fresno State (CBSSN)	W	67-53
E.20	25/-- *at Fresno State (CBSSN)	W	75-57
F.25	22/25 *Boise State (FS1)	at-W	78-66
F.27	22/25 *Boise State (D) (CBSSN)	W	62-58
M.3	19/21 *at UNLV (CBSSN)	W	+ 71-62

NCAA FIRST ROUND (Hinkle Fieldhouse; Indianapolis, Ind.)

M.11	19/T-19 vs. (#8) Wyoming (QF) (D) (CBSSN)	W	71-62
M.12	19/T-19 vs. (#5) Nevada (SF) (CBSSN)	W	69-66
M.13	19/T-19 vs. (#2) Utah State (CH) (CBS)	W	77-70

Total Points 2,062-1,713

* - Mountain West game. + - indicates San Diego State clinched Mountain West regular-season outright title.

2021-22 • 23-9; 13-4 Mountain West

Home: 14-1, Away: 6-2, Neutral: 4-1
Head Coach: Brian Dutcher

Starting Lineup: Matt Bradley (G, Sr., 16.9 ppg, 5.4 rpg, 2.7 app), Nathan Mensah (F, Sr., 7.0 ppg, 6.9 rpg, 2.2 bpg), Trey Pulliam (G, Sr., 8.7 ppg, 2.5 rpg, 3.4 app), Keshad Johnson (F, Jr., 7.2 ppg, 4.5 rpg, 1.0 app), Lamont Butler (G, So., 7.3, 2.1 rpg, 2.1 app, 1.7 spg)

N.9	UC Riverside (YurView)	W	66-53
N.12	at Brigham Young (BYUtv)	L	60-66
N.18	Arizona State (CBSSN)	W	65-63
N.20	UT Arlington (YurView)	W	68-62

PAYCOM WODDEN LEGACY (Anaheim Convention Center; Anaheim, Calif.)

N.25	vs. Georgetown (ESPN2)	W	73-56
------	------------------------	---	-------

CONTINENTAL TIRE LAS VEGAS INVITATIONAL (Orleans Arena; Las Vegas, Nev.)

N.28	vs. Creighton (SF) (FS1)	W	83-52
N.29	vs. Iowa (CH) (FS1)	W	83-73
D.4	*at Colorado State (STADIUM on Facebook)	W	79-57
D.8	*San Jose State (D) (FSSD) (-00.9)	W	59-57
D.18	20/20 San Diego Christian (MWN)	W	92-48

BASKETBALL HALL OF FAME CLASSIC (STAPLES Center; Los Angeles, Calif.)

D.21	20/20 vs. Utah (Pac-12 Networks)	W	80-52
D.28	15/14 Cal Poly (FSSD)	W	73-57
J.1	13/12 *Fresno State (STADIUM on Facebook)	W	61-52
J.4	13/12 *at Utah State (CBSSN)	W	77-68
J.8	7/7 *at Wyoming (MWN)	W	72-52
J.11	7/7 *Boise State (ESPN3)	W	83-65
J.14	7/6 *at Fresno State (ESPN2)	W	64-55
J.18	7/6 *Nevada (CBSSN)	W	68-55
J.21	4/4 *Wyoming (CBSSN)	W	72-55
J.26	4/4 *at UNLV (CBSSN)	W	71-67
J.29	4/4 *at New Mexico (CBSSN)	W	85-57
F.1	4/4 *Utah State (CBSSN)	W	80-68
F.8	4/4 *at Air Force (CBSSN)	W	89-74
F.11	4/4 *New Mexico (ESPN2)	W	+ 82-59
F.16	4/4 *at Boise State (CBSSN)	W	77-55
F.22	4/4 *UNLV (CBSSN)	L	63-66
F.25	5/5 *Colorado State (CBSSN)	W	66-60
F.29	5/5 *at Nevada (ESPN2)	W	83-76

MW CHAMPIONSHIP (Thomas & Mack Center; Las Vegas, Nev.)

M.5	5/5 vs. (#9) Air Force (QF) (D) (CBSSN)	W	73-60
M.6	5/5 vs. (#5) Boise State (SF) (CBSSN)	W	81-68
M.7	5/5 vs. (#2) Utah State (CH) (CBS) (-02.5)	L	56-59
Total Points			2,395-1,919

* - Mountain West game. + - indicates San Diego State clinched Mountain West regular-season outright title.

2020-21 • 23-5; 14-3 Mountain West

Home: 13-2, Away: 6-2, Neutral: 4-1
Head Coach: Brian Dutcher

Starting Lineup: Matt Mitchell (F, Sr., 15.4 ppg, 5.6 rpg, 2.0 app), Nathan Mensah (F, Jr., 8.1 ppg, 6.1 rpg, 1.4 bpg), Terrill Gomez (G, Sr., 8.6 ppg, 1.5 rpg, 2.3 app), Trey Pulliam (G, Sr., 7.3 ppg, 3.0 rpg, 3.5 app, 1.4 spg), Jordan Schakel (G, Sr., 14.4, 4.4 rpg, 1.0 app, 1.0 spg)

M.25	(22/21) UCLA (CBSSN)	W	73-58
M.27	UC Irvine (D) (YurView CA)	W	77-58
D.2	St. Katherine (MWN)	W	83-41
D.6	Pepperdine (D) (YurView CA/MWN)	W	65-60
D.10	24/-- at (23/23) Arizona State (FS1)	W	80-68
D.18	18/20 Brigham Young (D) (CBSSN)	L	62-72

NEUTRAL SITE GAME (Mott Athletics Center; San Luis Obispo, Calif.)

D.22	vs. Saint Mary's (CBSSN)	W	74-49
J.2	--/23 *Colorado State (D) (CBS)	L	67-70
J.4	*Colorado State (FS1)	W	78-65
J.7	*Nevada (CBSSN)	W	65-60
J.9	*Nevada (CBSSN) (-00)	W	68-67
J.14	*at Utah State (CBSSN)	L	45-57
J.16	*at Utah State (D) (CBS)	L	59-64
J.22	*at Air Force (FS1)	W	98-61
J.24	*at Air Force (FS1)	W	91-59
J.28	*Wyoming (FS1)	W	87-57
J.30	*Wyoming (CBSSN)	W	98-71

MW CHAMPIONSHIP (Thomas & Mack Center; Las Vegas, Nev.)

E.3	*at New Mexico	game declared forfeit, does not count as a win	
E.5	*at New Mexico	game declared forfeit, does not count as a win	
F.8	*San Jose State (FS1)	W	85-54
F.10	*San Jose State (CBSSN)	W	77-55
F.18	25/-- *at Fresno State (CBSSN)	W	67-53
E.			

Year-By-Year Records



MOUNTAIN WEST-RECORD 14-TIME CONFERENCE CHAMPIONS

N.26	vs. (24/25) Southern California (ESPN2)	L	43-58
N.30	Long Beach State (STADIUM)	W	72-47
D.4	at (20/20) Michigan (CBS)	L	58-72
D.8	Cal State Fullerton (YurView)	W	66-56

JERRY COLANGELO CLASSIC (Footprint Center; Phoenix, Ariz.)

D.17	vs. Saint Mary's (FloSports)	W	63-53
D.22	UC San Diego (STADIUM)	W	78-57
J.1	*at UNLV (CBS)	W	62-55
J.8	* (20/19) Colorado State (CBS)	W	79-49
J.15	* at New Mexico (CBSSN)	<i>Postponed</i>	
J.22	*Boise State (CBSSN)	L	37-42
J.24	*UNLV (CBSSN)	W	80-55
J.26	*at Utah State (FS1)	L	57-75
J.21	*New Mexico (FS1)	W	72-47
F.4	*at Colorado State (FS1)	L	57-58
F.6	*Nevada (CBSSN)	W	65-63
F.9	*at San Jose State (CBSSN)	W	72-62
F.12	*Air Force (CBSSN)	W	76-64
F.15	*Utah State (CBSSN)	W	75-56
F.19	*at Fresno State (CBSSN)	W	61-44
F.22	*at Boise State (CBSSN)	L	57-58
F.25	*San Jose State (FS1)	W	77-52
F.28	*at Wyoming (CBSSN)	W	73-66
M.3	*Fresno State (CBSSN)	2ot-W	65-64
M.5	*at Nevada (CBSSN)	W	79-78

MW CHAMPIONSHIP (Thomas & Mack Center; Las Vegas, Nev.)

M.10	vs. (#6) Fresno State (QF) (CBSSN)	W	53-46
M.11	vs. (#2) (23/24) Colorado State (SF) (CBSSN)	W	63-58
M.12	vs. (#1) Boise State (CH) (CBS)	L	52-53

NCAA FIRST ROUND (Dickies Arena; Fort Worth, Texas)

M.17	vs. (#9) Creighton (FR) (TruTV)	ot-L	69-72
Total Points			2,093-1,860

* - Mountain West game.

Key
 D - Day game. 0:00 - Time remaining when winning shot was made in the final 10 seconds.
 AP/USA Today Polls - Opponent national ranking at game time. Prior to 1999-2000, ranking refers to the AP poll. AG - Aztec Gym. PG - Peterson Gym. SA - San Diego Sports Arena. SC - at Spokane Coliseum. KA - KeyArena. #0 - Indicates seed of opponent in a tournament. FR - First round; 2R - Second round; 3R - Third round; C-SF - Consolation Semifinal. R-SF - Regional Semifinal. QF - Quarterfinal; SF - Semifinal; CH - Championship game; 3P - Third-place. TD - Tape delay. Reg. - Regional. SN - Split-national. Shaded seasons - Postseason appearance.

INTRODUCTION

COACHES & STAFF

PLAYERS

2021-22 REVIEW

RECORDS

HISTORY

UNIVERSITY

AZTEC BASKETBALL MEDIA GUIDE

Year-By-Year Records



In-Season Tournaments (Division I Era)

1971-72 (1-1)

UC IRVINE TOURNAMENT (Irvine, California)

D.21	vs. Chapman	W	99-79
D.22	at UC Irvine	L	77-83

1973-74 (1-1)

CREIGHTON INVITATIONAL (Omaha, Nebraska)

D.7	vs. Oklahoma	L	57-92
D.8	vs. Air Force	W	87-68

1974-75 (1-1)

ORAL ROBERTS CLASSIC (Tulsa, Oklahoma)

D.27	vs. Bowling Green	L	68-73
D.28	vs. Harvard	W	69-53

1975-76 (1-1)

UTAH CLASSIC (Salt Lake City, Utah)

D.12	vs. Nevada	W	86-65
D.13	at Utah	L	89-98

1976-77 (2-2)

SUN DEVIL CLASSIC (Tempe, Arizona)

D.16	at Arizona State	L	65-86
D.17	vs. Wichita State	L	62-75

CABRILLO CLASSIC (San Diego Sports Arena, San Diego, California)

D.28	La Salle	L	84-88
D.29	Texas-El Paso	W	76-58

1977-78 (2-2)

DAYTON INVITATIONAL (Dayton, Ohio)

D.16	at Dayton	L	71-80
D.17	vs. Oregon	L	89-91

CABRILLO CLASSIC (San Diego Sports Arena, San Diego, California)

D.29	Fordham	W	104-74
D.30	Purdue	W	91-84

1978-79 (1-1)

CABRILLO CLASSIC (San Diego Sports Arena, San Diego, California)

D.29	Stanford	L	84-85
D.30	Pennsylvania	W	110-86

1979-80 (0-2)

CABRILLO CLASSIC (San Diego Sports Arena, San Diego, California)

D.28	Brown	L	64-71
D.29	Tennessee	L	77-96

1980-81 (1-1)

CABRILLO CLASSIC (San Diego Sports Arena, San Diego, California)

D.29	La Salle	W	93-67
D.30	(1) DePaul	L	69-85

1981-82 (2-0)

CABRILLO CLASSIC (San Diego Sports Arena, San Diego, California)

D.29	Baylor	W	77-54
D.30	Temple	W	75-64

1982-83 (1-1)

CABRILLO CLASSIC (San Diego Sports Arena, San Diego, California)

D.29	Florida State	W	89-85
D.30	(16) Tennessee	L	57-63

1983-84 (2-2)

FIRST TULSA CLASSIC (Tulsa, Oklahoma)

D.20	vs. Oklahoma City	W	68-58
D.21	at Tulsa	L	80-91

CABRILLO CLASSIC (San Diego Sports Arena, San Diego, California)

D.28	East Tennessee State	W	80-58
D.29	Virginia	L	65-81

1984-85 (2-2)

UNLV REBEL ROUNDUP (Las Vegas, Nevada)

D.20	vs. McNeese State	W	91-85
D.21	vs. Southwest Louisiana	W	86-73

CABRILLO CLASSIC (San Diego Sports Arena, San Diego, California)

D.28	TCU	L	70-72
D.29	Michigan State	L	61-77

1985-86 (1-5)

SUN-MET CLASSIC (Fresno, California)

N.29	vs. Louisiana Tech	L	72-74
N.30	vs. Eastern Washington	at-L	79-81

UNLV REBEL ROUNDUP (Las Vegas, Nevada)

D.20	at (12) UNLV	L	85-105
D.21	vs. Florida	W	63-32

HOLIDAY BOWL CLASSIC (San Diego Sports Arena, San Diego, California)

D.27	UNC Charlotte	L	76-77
D.28	Fresno State	L	49-61

1986-87 (1-3)

VOLUNTEER CLASSIC (Knoxville, Tennessee)

D.19	vs. UNC Charlotte	L	66-81
D.20	vs. Ball State	L	84-86

HOLIDAY BOWL CLASSIC (San Diego Sports Arena, San Diego, California)

D.27	Manhattan	W	77-69
D.28	Mississippi	L	77-88

1987-88 (3-3)

SUN-MET CLASSIC (Fresno, California)

N.27	vs. Kansas State	L	68-79
N.28	vs. Northern Arizona	W	78-73

KACTUS KLASSIC (Tempe, Arizona)

D.4	at Arizona State	L	68-91
D.5	vs. Tulsa	L	59-67

HOLIDAY BOWL CLASSIC (San Diego Sports Arena, San Diego, California)

D.27	Bucknell	W	87-70
D.28	Texas Tech	W	72-63

1988-89 (1-1)

MCDONALD'S CLASSIC (San Diego Sports Arena, San Diego, California)

D.20	Hardin-Simmons	W	88-59
D.21	(16) Tennessee	L	75-77

1989-90 (2-2)

MAUI CLASSIC (Lahaina Civic Center, Lahaina, Hawaii)

N.24	vs. Villanova	L	58-66
N.25	vs. James Madison	L	53-56
N.26	at Chamblaine	W	63-49

UAB INVITATIONAL (Birmingham, Alabama)

D.22	vs. Southwest Texas State	W	67-53
D.23	at Alabama-Birmingham	L	46-91

TEXACO STAR CLASSIC (San Diego Sports Arena, San Diego, California)

D.27	Niagra	W	78-67
D.28	Villanova	L	52-57

1990-91 (1-1)

TEXACO STAR CLASSIC (San Diego Sports Arena, San Diego, California)

D.21	Arkansas State	W	59-57
D.22	Lamar	L	70-71

1991-92 (2-2)

TEXAS LONGHORN CLASSIC (Austin, Texas)

D.6	vs. Texas Southern	W	79-64
D.7	at Texas	L	58-85

TEXACO STAR CLASSIC (San Diego Sports Arena, San Diego, California)

D.20	Florida A&M	W	94-90
D.21	South Carolina (Prime Ticket-TD)	2ot-L	69-71

1992-93 (1-1)

TEXACO STAR CLASSIC (Peterson Gym, San Diego, California)

D.18	North Florida (D)	W	90-79
D.19	Washington State (Prime Ticket)	L	51-73

2001-02 (1-1)

FORD RED RAIDER CLASSIC (United Spirit Arena, Lubbock, Texas)

N.16	vs. Northern Iowa (SF)	W	71-57
N.17	vs. Texas Tech (CH) (Red Raider TV)	L	71-81

2003-04 (2-1)

EA SPORTS MAUI INVITATIONAL (Lahaina Civic Center, Lahaina, Hawaii)

N.24	vs. Ohio State (D) (ESPN2) (QF)	W	83-61
N.25	vs. Dayton (D) (ESPN) (SF)	L	71-76
N.26	at Chamblaine (D) (ESPN2) (3P)	W	75-67

2004-05 (0-1)

SAN DIEGO SLAM (Cox Arena, San Diego, Calif.)

D.11	California (Ch. 4 San Diego)	L	57-60
------	------------------------------	---	-------

2005-06 (2-2)

BP TOP OF THE WORLD CLASSIC (Carson Center, Fairbanks, Alaska)

N.17	at Alaska Fairbanks (QF)	W	67-55
N.19	vs. Illinois-Chicago (D) (SF)	L	63-66
N.20	vs. Southern Mississippi (D) (3P)	W	79-51

SAN DIEGO SLAM (Cox Arena, San Diego, Calif.)

D.10	Washington State (Ch. 4 San Diego)	L	49-60
------	------------------------------------	---	-------

2006-07 (3-1)

SHAMROCK INVITATIONAL (McKeon Pavilion, Moraga, Calif.)

N.10	vs. Murray State (-00.0)	W	87-84
N.11	at Saint Mary's	W	74-73
N.12	vs. Seattle Pacific	W	76-73

SAN DIEGO SLAM (Cox Arena, San Diego, Calif.)

D.9	(14/15) Arizona (Ch. 4 San Diego)	L	48-69
-----	-----------------------------------	---	-------

2007-08 (3-2)

WORLD VISION CLASSIC (Save Mart Center, Fresno, Calif.)

N.9	vs. Liberty	W	62-50
N.10	vs. Portland	W	78-64
N.11	at Fresno State (D)	W	89-72

WOODEN CLASSIC (Honda Center, Anaheim, Calif.)

D.8	vs. Saint Mary's (D) (Ch. 4 SD, HDNET)	L	64-69
-----	--	---	-------

FIESTA BOWL CLASSIC (McKale Center, Tucson, Ariz.)

MOUNTAIN WEST-RECORD 14-TIME CONFERENCE CHAMPIONS

D.22	at (19/19) Arizona (D) (FSN Arizona/West)	L	58-74
------	---	---	-------

2008-09 (3-1)

GREAT ALASKA SHOOTOUT (Sullivan Arena, Anchorage, Alaska)

N.27	vs. Western Carolina (QF) (:11.2) (KCFT-Alaska)	W	59-58
N.28	vs. Seattle (SF) (KCFT-Alaska)	W	75-56
N.29	vs. Hampton (CH) (KCFT-Alaska)	W	76-47

WOODEN CLASSIC (Honda Center, Anaheim, Calif.)

D.13	vs. Saint Mary's (D) (HDNET, 4SD)	L	64-67
------	-----------------------------------	---	-------

2009-10 (3-1)

WEST COAST CLASSIC (Campus Sites)

N.19	Santa Clara	W	86-53
N.23	at Fresno State	W	62-58
N.25	at Pacific	L	63-71
N.28	Northern Arizona	W	89-48

2010-11 (5-0)

LAS VEGAS HOLIDAY HOOPS CLASSIC (South Point Arena; Las Vegas, Nev.)

D.21	7/7 vs. San Francisco	W	62-56
D.22	7/7 vs. IUPUI	W	56-54

O'REILLY AUTO PARTS CBE CLASSIC (Oxford, Ohio)

N.20	25/- vs. Green Bay	W	79-70
N.21	25/- vs. IUPUI	W	61-46
N.22	18/22 at Miami (Ohio)	W	77-56

2011-12 (3-0)

BASKETBALL TRAVELERS CLASSIC (Viejas Arena; San Diego, Calif.)

N.11	Bryant	W	75-63
N.12	Southern Utah	W	70-37
N.13	UC Davis (D)	W	89-74

2012-13 (3-2)

NORTHROP GRUMMAN BATTLE ON THE MIDWAY (USS Midway, San Diego, Calif.)

N.11	vs. (9/9) Syracuse (D) (FSSD)	L	49-62
------	-------------------------------	---	-------

WOODEN LEGACY (Honda Center; Anaheim, Calif.)

D.1	vs. (-/24) UCLA (ESPN)	W	78-69
-----	------------------------	---	-------

HAWAIIAN AIRLINES DIAMOND HEAD CLASSIC (Stan Sheriff Center; Honolulu, Hawaii) (2nd of 8)

D.22	18/15 vs. San Francisco (D) (ESPN)	W	80-58
D.23	18/15 vs. Indiana State (D) (ESPN)	W	62-55
D.25	17/16 vs. (3/3) Arizona (ESPN2)	L	67-68

2013-14 (3-0/Champions)

DIRECTV WOODEN LEGACY (Titan Gym; Fullerton, Calif. | Honda Center; Anaheim, Calif.)

N.28	vs. College of Charleston (ESPN)	W	72-52
N.29	vs. (20/18) Creighton (ESPN2)	W	86-80
D.1	vs. (25/-) Marquette (ESPN2)	W	67-59

2014-15 (2-1/2nd of 8)

EA SPORTS MAUI INVITATIONAL (Lahaina Civic Center; Lahaina, Hawaii)

N.24	15/15 vs. Brigham Young (ESPN2)	2ot-W	92-87
N.25	15/15 vs. Pittsburgh (ESPN)	W	74-57
N.26	15/15 vs. (3/4) Arizona (ESPN)	L	59-61

2015-16 (1-1/2nd of 4)

CONTINENTAL TIRE LAS VEGAS INVITATIONAL (Orleans Arena; Las Vegas, Nev.)

vs. All Opponents



MOUNTAIN WEST-RECORD 14-TIME CONFERENCE CHAMPIONS

Team	GP	W	L	First	Last
20th Century Fox	1	0	1	M.6.43	M.6.43
31st Div.-Destroyers	1	0	1	J.26.23	J.26.23
32nd Div.-Destroyers	1	0	1	D.22.24	D.22.24
35th Division	1	0	1	D.19.23	D.19.23
Air Base Group 2	1	1	0	D.11.42	D.11.42
Air Force •	86	62	24	D.8.73	F.12.22
Air Pac (Fleet Air)	3	2	1	D.19.22	D.13.49
Alabama State	1	1	0	D.12.16	D.12.16
Alaska Fairbanks •	1	1	0	N.17.05	N.17.05
Albany •	1	1	0	N.26.05	N.26.05
Alderson-Broaddus	1	1	0	M.13.56	M.13.56
Alhambra Athletic Club	4	4	0	D.29.33	F.23.37
Alliant International +	17	14	3	D.1.64	F.27.91
Alumni	33	26	7	D.28.28	D.2.60
Appalachian State •	1	1	0	M.13.40	M.13.40
Arizona	31	7	24	D.28.45	N.26.14
Arizona State •	30	12	18	D.27.37	N.18.21
Arkansas	2	0	2	D.3.81	D.3.85
Arkansas-Pine Bluff •	3	3	0	D.29.08	N.26.18
Arkansas State •	2	1	1	D.21.90	D.27.98
Athletes in Action	1	1	0	D.16.67	D.16.67
Ball State •	5	2	3	D.17.68	D.20.14
Bank League All-Stars	1	1	0	F.17.22	F.17.22
Bank of Italy	1	1	0	D.22.31	D.22.31
Baylor •	5	3	2	D.29.81	N.15.11
Beloit	1	0	1	D.22.48	D.22.48
Bemidji State	1	0	1	M.11.42	M.11.42
Biola •	1	1	0	D.7.15	D.7.15
Boise State •	27	17	10	D.16.76	M.12.22
Bostonians	1	1	0	F.24.25	F.24.25
Bowling Green •	1	0	1	D.27.74	D.27.74
Bradley •	5	1	4	D.20.47	D.3.17
Bradley JC	1	1	0	D.22.34	D.22.34
Brigham Young •	75	25	50	D.19.40	N.12.21
Broadway Clowns	10	7	3	J.24.36	D.26.47
Brown •	1	0	2	D.28.79	D.29.18
Bryant •	1	1	0	N.11.11	N.11.11
Buchan Bakers	1	0	1	D.18.54	D.18.54
Bucknell •	1	1	0	D.27.87	D.27.87
Cal Poly •	52	36	16	F.7.47	D.28.19
Cal Poly Pomona •	21	15	6	D.1.62	D.8.95
CS Dominguez Hills •	1	1	0	D.12.18	D.12.18
CS Fullerton •	32	22	10	J.18.64	D.8.21
CS Los Angeles •	51	31	20	J.17.50	D.13.86
CSU Bakersfield •	2	2	0	J.2.13	N.20.14
CSUN **	26	20	6	F.11.61	J.1.19
California	13	7	6	J.15.40	D.8.18
California 145's	1	1	0	J.8.26	J.8.26
Caltech	9	8	1	D.29.22	J.21.39
Campbell •	1	1	0	D.12.06	D.12.06
Camp Callan 57th Battalion	2	2	0	D.30.42	F.13.43
Central Christian Church	1	0	1	D.20.24	D.20.24
Central Conn. State •	1	1	0	D.30.89	D.30.89
Central Michigan •	1	1	0	D.17.75	D.17.75
Chadron State	1	1	0	M.10.42	M.10.42
Chaffey College	1	1	1	F.32.22	F.23.23
Chicago State •	1	1	0	J.10.12	J.10.12
Chico State	12	10	2	D.16.36	D.12.56
Chaminade •	2	2	0	N.26.89	N.26.03
Chapman •	24	19	5	J.16.26	D.21.71
Charlotte •	2	0	2	D.27.85	D.19.86
Cincinnati •	1	0	1	D.17.14	D.17.14
Citrus JC	3	3	0	F.24.23	J.17.25
Claremont-Mudd-Scripps	2	2	0	F.4.66	D.28.67
College of Charleston •	1	1	0	N.28.13	N.28.13
Colorado •	6	3	3	J.4.71	J.5.76
Colorado State •	91	48	43	D.30.61	M.11.22
Columbia •	1	1	0	D.31.01	D.31.01
Connecticut •	1	0	1	M.24.11	M.24.11
Consolidated Aircraft	2	0	2	J.6.42	J.4.42
Conair Dominators	1	1	0	F.17.45	F.17.45
Coronado High	2	2	0	J.24.22	D.14.22
Creighton •	8	3	5	D.16.48	M.17.22
Culver-Stockton	2	2	0	M.12.41	M.16.49
Dartmouth •	1	1	0	D.21.87	D.21.87
Dayton •	2	0	2	D.16.77	N.25.03
Delaware •	1	1	0	N.26.88	N.26.88
Delta State	1	1	0	M.15.40	M.15.40
DelMar	4	3	1	D.27.26	1930-31
Denver •	2	1	1	D.30.58	D.12.62
DePaul •	2	0	2	D.19.72	D.30.80
Doane College •	1	1	0	D.7.82	D.7.82
Drake •	7	3	4	D.19.47	D.22.09
Duke •	3	0	3	D.29.01	N.19.18
East Carolina •	1	1	0	N.23.15	N.23.15
East Central	1	1	0	M.12.40	M.12.40
East Tennessee State •	1	1	0	D.29.83	D.29.83
East Texas Baptist	1	1	0	M.15.39	M.15.39
Eastern Illinois •	1	1	0	N.20.17	N.20.17
Eastern Washington •	6	3	3	N.30.85	D.20.03
El Centro JC	3	3	0	F.9.24	D.23.34
Elon •	1	1	0	D.22.11	D.22.11

Team	GP	W	L	First	Last
Escandido	1	0	1	J.3.28	J.3.28
Eta Omega Delta (Hods)	2	1	1	J.5.24	1925-26
Evansville •	5	1	4	D.8.61	D.21.68
Firestones	1	0	1	J.6.34	J.6.34
First National Bank	7	3	4	J.12.22	F.18.25
Fletcher Five	2	2	0	D.23.25	D.28.31
Florida •	2	1	1	D.21.85	M.19.08
Florida A&M •	1	1	0	D.20.91	D.20.91
Florida Atlantic •	2	2	0	N.30.00	D.28.02
Florida Gulf Coast •	1	0	1	M.24.13	M.24.13
Florida International •	1	1	0	F.22.89	F.22.89
Florida State •	1	1	0	D.29.82	D.29.82
Fort Hays State •	1	1	0	D.29.77	D.29.77
Fort Hays State •	1	1	0	D.20.52	D.1.79
Fort Rosecrans	1	1	0	J.30.46	J.30.46
Fresno State •	125	69	56	J.5.40	M.10.22
Fullerton College	4	4	0	1921-22	F.7.25
George Washington •	1	0	1	M.29.16	M.29.16
Georgetown •	2	1	1	D.5.81	N.25.21
Georgia •	1	1	0	N.24.17	N.24.17
Georgia Tech •	1	1	0	M.23.16	M.23.16
Gonzaga •	4	2	2	D.19.59	D.21.17
Grand Canyon •	4	1	3	F.23.80	N.13.19
Green Bay •	1	1	0	N.20.10	N.20.10
Grossmont High (+ alumni)	5	5	0	J.30.22	F.23.27
Gustavus Adolphus	1	0	1	M.14.56	M.14.56
Hampton •	1	1	0	N.29.08	N.29.08
Hancock's All-Comets	1	1	0	D.22.22	D.22.22
Hanson's All-Stars	1	1	0	F.1.35	F.1.35
Hardin-Simmons •	2	2	0	D.4.72	D.20.88
Harlem Globetrotters	4	1	3	J.20.38	F.26.46
Harvard •	1	1	0	D.28.74	D.28.74
Hawaii •	46	19	27	F.4.71	D.14.02
High Point •	1	1	0	J.2.00	J.2.00
House of David	6	3	3	J.24.33	J.20.40
Houston •	3	2	1	J.29.01	M.15.18
Howard •	1	1	0	D.21.82	D.21.82
Humboldt State	1	1	0	M.7.56	M.7.56
IPFW •	3	3	0	J.2.02	M.16.16
Idaho State •	5	3	2	D.5.74	D.4.80
Illinois •	1	0	1	M.15.02	M.15.02
Illinois-Chicago •	1	0	1	N.19.05	N.19.05
Illinois State •	5	3	2	M.15.67	D.1.18
Indiana •	1	0	1	M.16.06	M.16.06
Indiana State •	4	1	3	D.28.50	D.23.12
Iowa •	1	1	0	N.29.19	N.29.19
Iowa State •	6	2	4	D.22.62	N.21.18
IUPUI •	2	2	0	N.21.10	D.22.10
Jackson State •	1	1	1	N.27.18	N.27.18
James Madison •	1	0	1	N.25.89	N.25.89
Kansas •	4	2	2	D.23.78	D.22.15
Kansas City All-Stars	1	1	0	M.2.46	M.2.46
Kansas State •	4	2	2	N.27.72	M.20.09
Kearney Flyers	2	2	0	J.29.43	F.19.46
Kentucky Wesleyan	2	0	2	D.20.65	D.19.68
Lafayette •	1	1	0	D.30.06	D.30.06
LIU •	1	1	0	N.22.19	N.22.19
La Salle •	2	1	1	D.28.76	D.29.80
La Verne	23	18	5	J.26.27	F.26.38
Lamar •	2	0	2	D.22.90	D.22.92
Liberty •	1	1	0	N.9.07	N.9.07
Little Rock •	1	0	1	N.21.15	N.21.15
Lockhead Air	2	0	2	D.27.40	M.1.41
Long Beach State •	61	39	22	D.19.53	N.30.21
Loras •	1	0	1	D.18.48	D.18.48
Louisiana Tech •	2	1	1	J.22.71	N.29.85
Louisiana-Lafayette •	1	1	0	D.21.84	D.21.84
Luke Air Force Base (Ariz.)	1	1	0	D.21.53	D.21.53
Loyola-Chicago •	1	0	1	D.3.16	D.3.16
Loyola Marymount •	59	33	26	J.23.26	N.28.07
MCRD	1	1	0	M.14.33	M.14.33
Manchester	1	1	0	M.16.39	M.16.39
Manhattan •	1	1	0	D.27.86	D.27.86
Manner's All-Stars	1	1	0	D.29.31	D.29.31
Marquette •	4	1	3	D.20.48	D.1.13
Marshall •	1	1	0	J.2.48	J.2.48
McNeese •	3	3	0	D.20.84	N.17.17
Mempis •	1	0	1	D.22.86	D.22.86
Mexico, University of	2	2	0	J.5.39	J.9.48
Miami (Fla.) •	2	1	1	J.31.87	F.6.88
Miami (Ohio) •	1	1	0	N.22.10	N.22.10
Michigan •	1	0	1	D.4.21	D.4.21
Michigan State •	1	0	1	D.29.84	D.29.84
Midwestern State •	1	1	0	D.6.90	D.6.90
Minnesota •	2	0	2	D.23.68	D.23.69
Miramar Marines	1	0	1	M.1.46	M.1.46
Mississippi •	1	0	1	D.28.86	D.28.86
Missouri •	2	1	1	J.10.77	D.21.78
Missouri State •	5	3	2	D.4.51	N.17.12
Modesto JC	1	0	1	D.21.36	D.21.36
Monmouth •	1	1	0	N.22.04	N.22.04
Montana •	1	1	0	D.28.68	D.28.68

Team	GP	W	L	First	Last
Montana State •	1	1	0	M.11.41	M.11.41
Morgan State •	2	2	0	D.1.84	D.18.00
Murray State •	2	2	0	M.15.41	N.10.06
National City	1	1	0	1921-22	1921-22
National City All-Stars	1	1	0	J.14.28	J.14.28
National City Baptists	1	1	0	D.26.25	D.26.25
Navy •	3	3	0	J.7.81	D.17.07
Navy Officers Club	1	1	0	J.14.38	J.14.38
Nebraska •	1	1	0	D.3.71	D.3.71
Nebraska Wesleyan •	2	1	1	D.17.63	D.14.65
Nevada •	30	24	6	D.14.56	M.5.22
New Mexico •	91	43	48	J.2.76	J.31.22
New Mexico Mines	2	2	0	J.7.38	J.28.39
New Mexico State •	8	5	3	D.13.40	M.20.14
New Mexico Western	1	1	0	D.27.52	D.27.52
Niagara •	1	1	0	D.27.89	D.27.89
Nicholls •	1	1	0	D.10.15	D.10.15
Norfolk State •	2	2	0	D.21.00	N.21.01
North Carolina •	2	0	2	D.29.88	N.24.90
North Carolina State •	1	0	1	M.16.12	M.16.12
North Dakota State •	4	4	0	D.18.70	M.22.14
North Florida •	1	1	0	D.18.92	D.18.92
North Island NAS	8	5	3	J.30.25	F.12.46
North Texas •	1	0	1	J.3.77	J.3.77
Northern Arizona •	8	5	3	D.30.46	N.28.09
Northern Colorado #	7	6	1	D.22.60	M.17.11
Northern Illinois •	5	2	3	D.21.67	J.24.74
Northern Iowa •	2	1	1	D.29.86	N.16.01
Northern State •	1	1	0	M.14.39	M.14.39
Northwest Missouri State	1	1	0	D.2.66	D.2.66
Northwestern •	2	2	0	N.24.95	D.3.96
Occidental	33	25	8	J.21.27	D.31.10
Ohio State •	3	2	1	D.22.95	N.24.03
Oklahoma •	4	1	3	D.7.73	M.22.13
Oklahoma City •	1	1	0	D.9.83	D.9.83
Oklahoma State •	3	2	1	D.	

All-Time Series



MOUNTAIN WEST-RECORD 14-TIME CONFERENCE CHAMPIONS

Air Force

Series: San Diego State leads, 62-24
Home (Viejas Arena).....34-6 (19-3)
Away (Lune Arena).....23-17 (23-17)
Neutral (Thomas & Mack).....5-1 (2-0)
SDSU as Top 25 Team.....7-2 (H: 3-0, A: 3-2, N: 1-0)
vs. Top 25 AFA Team.....1-1 (H: 1-0, A: 0-1)
MWC Era.....San Diego State leads, 32-14
Dutcher vs. AFA.....8-1 (H: 3-0, A: 4-1, N: 1-0)

Date	SD	AF	Location	Score
D.8.73			N-Omaha, Neb. (CI)	W 87-68
J.15.81	*		San Diego (SA)	W 58-43
F.21.81	*		USFAA	2ot-W 63-61
J.25.82	*		USFAA	W 58-57
F.4.82	*		San Diego (SA)	W 67-55
J.31.83	*		San Diego (SA)	W 71-47
F.26.83	*		USFAA	W 64-58
F.2.84	*		USFAA	L 43-55
M.3.84	*		San Diego (SA)	W 74-58
J.5.85	*		USFAA	W 88-73
J.28.85	*		San Diego (SA)	W 74-64
J.2.86	*		San Diego (SA)	W 69-50
J.31.86	*		USFAA	W 69-63
J.8.87	*		USFAA	L 75-86
F.7.87	*		San Diego (SA)	L 77-81
J.21.88	*		USFAA	L 57-60
M.5.88	*		San Diego (SA)	W 79-67
J.7.89	*		San Diego (SA)	W 64-61
F.4.89	*		USFAA (d)	L 69-87
J.13.90	*		USFAA	W 72-68
F.15.90	*		San Diego (SA)	L 59-65
M.7.90	^		N-El Paso (1R)	ot-L 64-70
J.10.91	*		USFAA	W 52-48
F.16.91	*		San Diego (SA)	W 76-59
M.6.91	^		N-Laramie (1R)	W 58-51
F.1.92	*		USFAA	L 47-65
F.20.92	*		San Diego (SA)	L 58-60
J.28.93	*		San Diego (PG)	W 59-51
F.4.93	*		USFAA	W 72-62
J.29.94	*		USFAA	W 68-60
F.5.94	*		San Diego (PG)	W 82-69
J.19.95	*		San Diego (PG)	W 69-49
F.9.95	*		USFAA	L 53-81
J.20.96	*		USFAA	W 77-69
F.10.96	*		San Diego (SA)	W 81-72
M.6.96	^		N-Albuquerque (1R)	W 80-69
J.11.97	*		USFAA	ot-W 77-69
F.6.97	*		San Diego (SA)	W 83-67
J.5.98			USFAA	W 84-81
F.7.98			San Diego (CA)	W 66-55
J.20.00	*		San Diego (CA)	3ot-L 77-81
F.24.00	*		USFAA	L 55-63
J.20.01	*		San Diego (CA)	W 67-43
F.19.01	*		USFAA	W 62-48
F.4.02	*		USFAA	L 54-67
M.2.02	*		San Diego (CA) (:02.6)	W 49-47
J.11.03	*		USFAA (d)	W 63-48
F.22.03	*		San Diego (CA)	W 67-53
J.31.04	*		San Diego (CA)	L 43-57
M.1.04	*		USFAA	L 49-61
J.29.05	*		USFAA (d)	L 50-62
F.28.05	*		San Diego (CA)	L 57-77
M.10.05	^		N-Denver (QF)	W 73-68
J.7.06	*		USFAA	L 62-65
F.8.06	*		San Diego (CA)	W 61-51
J.20.07	13	*	USFAA (d)	L 51-56
F.6.07	15	*	San Diego (CA)	W 62-41
F.6.08	*		San Diego (CA)	W 49-38
M.8.08	*		USFAA (d)	L 43-46
M.13.08	^		N-Las Vegas (d) (QF)	W 53-49
J.3.09	*		USFAA	W 61-44
F.7.09	*		San Diego (CA)	W 65-34
F.2.10	*		San Diego (VA)	W 70-48
M.6.10	*		USFAA	W 61-42
J.19.11	6	*	San Diego (VA)	W 68-55
F.19.11	6	*	USFAA	W 70-58
J.21.12	16	*	San Diego (VA)	W 57-44
F.18.12	13	*	USFAA (d)	L 56-58
F.2.13	22	*	USFAA (d)	L 67-70
M.6.13	*		San Diego (VA)	W 58-51
J.12.14	13	*	USFAA (d)	W 79-72
F.15.14	5	*	San Diego (VA)	W 64-56
D.31.14	*		San Diego (VA) (d)	W 53-49
J.20.15	*		USFAA	W 77-45
F.13.16	*		San Diego (VA)	W 70-61
J.24.17	*		USFAA	L 67-70
M.1.17	*		San Diego (VA)	W 51-38

F.3.18	*		San Diego (VA)	W 81-50
F.21.18	*		USFAA	W 67-56
J.12.19	*		USFAA (d)	L 48-62
J.30.19	*		San Diego (VA)	W 66-61
F.8.20	4	*	USFAA	W 89-74
M.5.20	5	^	N-Las Vegas (d) (QF)	W 73-60
J.22.21	*		USFAA	W 98-61
J.24.21	*		USFAA	W 91-59
F.12.22	*		San Diego (VA)	W 76-64

UAB (Alabama-Birmingham)

Series: UAB leads, 1-0
Home: 0-0, **Away**: 0-1, **Neutral**: 0-0
Date **SD** **AB** **Location** **Score**
D.23.89 Birmingham (AB) (CH) L 46-91

Alabama State

Series: San Diego State leads, 1-0
Home: 1-0, **Away**: 0-0, **Neutral**: 0-0
Date **SD** **AS** **Location** **Score**
D.12.16 San Diego (VA) W 73-41

Alaska Fairbanks

Series: San Diego State leads, 1-0
Home: 0-0, **Away**: 1-0, **Neutral**: 0-0
Date **SD** **AF** **Location** **Score**
N.17.05 Fairbanks (TW) (QF) W 67-55

Albany

Series: San Diego State leads, 1-0
Home: 1-0, **Away**: 0-0, **Neutral**: 0-0
Date **SD** **A** **Location** **Score**
N.26.05 San Diego (CA) W 80-53

Alliant International

(formerly U.S. International)
Series: San Diego State leads, 14-3
Home: 10-2, **Away**: 4-1, **Neutral**: 0-0
Date **SD** **AI** **Location** **Score**
D.1.64 San Diego (so) W 51-47
D.3.65 U.S. International (so) L 60-71
D.31.65 San Diego L 58-69
J.21.67 San Diego W 53-52
J.20.68 U.S. International W 65-53
J.18.69 San Diego W 87-70
F.7.70 U.S. International W 96-74
F.23.71 San Diego (PG) W 84-64
F.21.72 San Diego (SA) W 83-68
J.26.73 U.S. International W 58-55
J.22.85 U.S. International W 112-74
F.20.86 San Diego (SA) W 138-93
J.29.87 San Diego (SA) L 81-87
D.10.87 San Diego (SA) W 103-68
F.25.89 San Diego (SA) W 97-82
F.10.90 San Diego (SA) W 108-97
F.27.91 San Diego (SA) W 123-103

Appalachian State

Series: San Diego State leads, 1-0
Home: 0-0, **Away**: 0-0, **Neutral**: 1-0
Date **SD** **AS** **Location** **Score**
M.13.40 ^N-Kansas City W 48-46

Arizona

Series: Arizona leads, 24-7
Home: 5-7, **Away**: 2-14, **Neutral**: 0-3
Date **SD** **UA** **Location** **Score**
D.28.45 San Diego (AG) W 39-36
D.29.45 San Diego (AG) L 33-38
D.21.46 Tucson L 36-73
D.23.47 Tucson L 44-60
D.14.48 Tucson L 41-60
D.16.50 Tucson L 38-68
D.16.52 Tucson L 64-88
D.2.55 Tucson (so) L 74-80
J.11.58 San Diego (AG) W 83-76
D.15.59 Tucson L 50-65
D.9.71 Tucson W 69-67
J.15.73 San Diego (PG) W 81-68
D.11.73 14 Tucson L 79-109
D.7.74 18 San Diego (SA) L 79-81
J.6.77 Tucson (11) L 77-80
D.2.77 San Diego (SA) L 79-80
D.23.82 Tucson L 44-46
D.17.83 San Diego (SA) W 90-80
D.12.85 Tucson L 66-72
D.4.86 20 San Diego (SA) L 78-110

D.7.02	1		San Diego (CA)	L 81-89
D.22.04	5		Tucson	L 71-83
D.9.06	14		San Diego (CA) (SL)	L 48-69
D.22.07	19		Tucson (d) (FB)	L 58-74
D.10.08			Tucson	L 56-69
D.12.09			San Diego (VA)	W 63-46
N.23.11	23		Tucson	W 61-57
D.25.12	17	3	N-Honolulu (d) (DH)	L 67-68
N.14.13	6		San Diego (VA)	L 60-69
M.27.14	13	4	+N-Anaheim (S16)	L 64-70
N.26.14	15	3	N-Lahaina (MI-CH)	L 59-61

Arizona State

Series: Arizona State leads, 18-12
Home: 9-6, **Away**: 3-12, **Neutral**: 0-0
Date **SD** **AS** **Location** **Score**
D.27.37 San Diego (AG) W 55-46
D.28.37 San Diego (AG) W 47-27
D.1.48 San Diego (AG) L 54-58
D.6.49 San Diego (AG) W 54-36
D.4.50 San Diego (AG) L 67-76
D.11.53 San Diego (AG) W 84-60
D.22.53 Tempe W 69-59
D.3.55 Tempe L 76-82
D.27.55 San Diego (AG) W 89-64
J.24.58 San Diego (AG) W 74-72
D.27.58 Tempe L 65-74
D.3.70 Tempe L 79-117
J.22.72 San Diego (PG) L 73-76
D.20.73 Tempe L 70-95
F.26.74 San Diego (SA) L 68-78
D.17.74 Tempe L 86-96
D.3.76 Tempe (SD) (SF) L 65-86
J.7.78 Tempe W 77-74
J.22.79 San Diego (SA) W 80-73
D.4.87 Tempe (KK) (SF) L 68-91
D.17.88 Tempe L 72-77
D.8.92 Tempe L 64-67
D.18.99 Tempe (d) L 85-99
D.16.00 San Diego (CA) (:02.1) W 64-62
N.18.08 15 San Diego (CA) L 52-59
D.19.09 Tempe (d) L 52-55
D.10.16 San Diego (d) (VA) L 63-74
N.14.17 Tempe L 68-90
D.10.20 24 23 Tempe W 80-68
N.18.21 San Diego (VA) W 65-63

Arkansas

Series: Arkansas leads, 2-0
Home: 0-0, **Away**: 0-2, **Neutral**: 0-0
Date **SD** **AK** **Location** **Score**
D.3.81 13 Fayetteville L 68-85
D.3.85 Fayetteville L 64-76

Arkansas-Pine Bluff

Series: San Diego State leads, 3-0
Home: 3-0, **Away**: 0-0, **Neutral**: 0-0
Date **SD** **PB** **Location** **Score**
D.29.08 San Diego (CA) W 93-61
N.21.12 San Diego (VA) W 79-43
N.6.18 San Diego (VA) (so) W 76-60

Arkansas State

Series: tied, 1-1
Home: 1-1, **Away**: 0-0, **Neutral**: 0-0
Date **SD** **AS** **Location** **Score**
D.21.90 San Diego (SA) (TS) W 59-57
D.27.98 San Diego (CA) L 62-70

Ball State

Series: Ball State leads, 3-2
Home: 2-1, **Away**: 0-1, **Neutral**: 0-1
Date **SD** **BS** **Location** **Score**
D.17.68 Muncie L 73-75
D.19.70 San Diego (PG) W 86-75
D.20.86 N-Knoxville, Tenn. (VC) L 84-86
D.27.99 San Diego (CA) L 65-82
D.20.14 19 San Diego (VA) W 70-57

Baylor

Series: San Diego State leads, 3-2
Home: 2-0, **Away**: 1-1, **Neutral**: 0-1
Date **SD** **BU** **Location** **Score**
D.29.81 San Diego (SA) (CC) W 77-54
N.29.88 Waco W 83-58
D.27.90 San Diego (SA) W 84-70
M.31.09 -N-New York City (SF) L 62-76

N.15.11	11		Waco (d)	L 67-77
---------	----	--	----------	---------

Biola

Series: San Diego State leads, 1-0
Home: 1-0, **Away**: 0-0, **Neutral**: 0-0
Date **SD** **BI** **Location** **Score**
D.7.15 San Diego (VA) W 73-53

Boise State

Series: San Diego State leads, 17-10
Home (Viejas Arena).....9-3 (8-3)
Away (ExtraMile Arena).....4-6 (4-6)
Neutral (Thomas & Mack).....4-1 (4-1)
SDSU as Top 25 Team.....10-1 (H: 5-1, A: 3-0, N: 2-0)
vs. Top 25 Boise State Team.....0-0
MWC Era.....San Diego State leads, 16-10
Dutcher vs. Boise State.....7-5 (H: 5-1, A: 1-3, N: 1-1)

Date	SD	BS	Location	Score
D.16.76			San Diego (PG)	W 78-68
F.1.12	17	*	San Diego (VA)	W 58-56
F.29.12	21	*	Boise	W 66-53
M.8.12	18	^	N-Las Vegas (QF) (d)	W 65-62
F.6.13	*		San Diego (VA) (:02.8)	W 63-62
M.9.13	*		Boise (d)	L 65-69
M.13.13	^		N-Las Vegas (QF)	W 73-67
J.8.14	13	*	San Diego (VA)	W 69-66
F.5.14	5	*	Boise (:04.2)	W 67-65
F.8.15	*		Boise (d)	L 46-61
F.28.15	24	*	San Diego (VA)	L 46-56
J.16.16	*		Boise	W 56-53
F.27.16	*		San Diego (VA) (d)	L 63-66
J.7.17	*		Boise	L 68-78
M.9.17	^		N-Las Vegas (QF)	W 87-68
J.13.18	*		Boise	L 80-83
F.27.18	*		San Diego (VA)	W 72-64
J.5.19	*		Boise	L 64-88
F.16.19	*		San Diego (VA)	W 71-65
J.11.20	7	*	San Diego (VA)	W 83-65
F.16.20	4	*	Boise	W 72-55
M.6.20	5	^	N-Las Vegas (SF)	W 81-68
F.25.21	22	*	San Diego (VA)	ot-W 78-66
F.27.21	22	*	San Diego (VA)	W 62-58
J.22.22	*		San Diego (VA)	L 37-42
F.22.22	*		Boise	L 57-58
M.12.22			N-Las Vegas (d)	L 52-53

Bowling Green

Series: Bowling Green leads, 1-0
Home: 0-0, **Away**: 0-0, **Neutral**: 0-1
Date **SD** **BG** **Location** **Score**
D.27.74 N-Tulsa, Okla. (OR) L 68-73

Bradley

Series: Bradley leads, 4-1
Home: 1-0, **Away**: 0-4, **Neutral**: 0-0
Date **SD** **BU** **Location** **Score**
D.20.47 Peoria L 56-82
D.23.48 Peoria L 39-60
D.15.61 Peoria L 64-88
D.20.67 Peoria L 76-95
D.3.17 San Diego (VA) (d) W 75-52

Brigham Young

Series: Brigham Young leads, 50-25
Home (Viejas Arena).....17-19 (7-9)
Away (Marriott Center).....4-30 (4-30)
Neutral (Thomas & Mack).....4-1 (3-1)
SDSU as Top 25 Team.....2-3 (H: 0-2, A: 0-1, N: 2-0)
vs. Top 25 BYU Team.....5-8 (H: 3-3, A: 0-4, N: 2-1)
Dutcher vs. BYU.....2-2 (H: 1-1, A: 1-1)
Date **SD** **BY** **Location** **Score**
D.19.40 San Diego (AG) W 49-45
D.20.40 San Diego (AG) W 42-40
D.23.77 San Diego (SA) W 104-88
F.3.79 Provo L 80-88
M.1.79 *San Diego (SA) L 95-96
J.24.80 20 *San Diego (SA) L 91-123
M.1.80 12 *Provo L 81-114
J.8.81 17 *Provo L 73-84
F.14.81 15 *San Diego (SA) W 73-72
J.28.82 *San Diego (SA) W 80-66
F.27.82 *Provo (d) L 66-106
J.14.83 *Provo L 74-96
F.12.83 *San Diego (SA) L 67-69
J.21.84 *San Diego (SA) W 79-75
F.16.84 *Provo ot-L 92-94
J.12.85 *San Diego (SA) W 89-70

All-Time Series



MOUNTAIN WEST-RECORD 14-TIME CONFERENCE CHAMPIONS

J.31.85	*Provo	W	77-71
J.11.86	*Provo	L	70-82
F.6.86	*San Diego (SA)	L	71-81
J.15.87	*Provo	L	82-84
F.26.87	*San Diego (SA)	L	68-85
J.9.88	*Provo	L	65-92
F.18.88	7 *San Diego (SA)	ot-W	82-80
J.12.89	*Provo	L	81-85
F.9.89	*San Diego (SA)	W	89-74
J.6.90	*San Diego (SA)	L	60-63
F.1.90	*Provo	L	58-75
J.3.91	*San Diego (SA)	L	61-73
F.7.91	*Provo	L	55-75
F.6.92	*San Diego (SA)	L	59-89
F.29.92	*Provo	L	78-98
J.21.93	*Provo	L	64-76
F.13.93	*San Diego (PG) (d)	L	73-80
J.20.94	*San Diego (PG)	ot-L	82-83
F.10.94	*Provo	L	87-101
J.12.95	*Provo	L	57-66
F.18.95	*San Diego (PG)	W	58-52
J.13.96	*San Diego (PG)	W	83-76
F.15.96	*Provo	L	68-81
D.31.96	Provo (d)	ot-W	89-86
N.14.97	San Diego (SA) (so)	L	59-73
J.14.99	*San Diego (CA)	L	76-83
F.13.99	*Provo	L	76-93
F.3.00	*San Diego (CA)	L	50-72
M.4.00	*Provo	L	50-67
J.13.01	*Provo (d)	L	50-79
F.12.01	*San Diego (CA)	L	66-69
J.12.02	*Provo (d)	L	64-75
F.11.02	*San Diego (CA)	W	77-73
M.7.02	^N-Las Vegas (QF) (d)	W	62-51
J.20.03	*San Diego (CA)	L	69-80
F.17.03	*Provo	L	64-66
J.12.04	*San Diego (CA)	W	65-61
F.9.04	*Provo	ot-L	69-83
J.8.05	*Provo (-00)	W	59-57
F.7.05	*San Diego (CA)	W	66-58
J.21.06	*San Diego (CA)	W	88-61
F.22.06	*Provo	L	90-100
J.6.07	*Provo (d)	L	58-80
F.24.07	21 *San Diego (CA) (d)	W	86-74
J.23.08	*Provo	L	56-59
F.23.08	*San Diego (CA)	W	69-65
M.14.08	24 ^N-Las Vegas (SF)	L	54-63
J.24.09	*Provo	L	71-77
F.24.09	*San Diego (CA)	L	59-69
M.13.09	25 ^N-Las Vegas (CF)	W	64-62
J.23.10	14 *San Diego (VA)	L	69-71
F.24.10	13 *Provo	L	68-82
J.26.11	4 9 *Provo	L	58-71
F.26.11	6 7 *San Diego (VA) (d)	L	67-80
M.12.11	7 8 ^N-Las Vegas (CH) (d)	W	72-54
N.24.14	15 N-Lahaina (MI-QF)	2ot-W	92-87
D.22.18	San Diego (VA) (d)	W	90-81
N.9.19	Provo (d)	W	76-71
D.18.20	18 San Diego (VA) (d)	L	62-72
N.12.21	Provo	L	60-66

Brown

Series: Brown leads, 2-0
Home: 0-2, Away: 0-0, Neutral: 0-0

Date	SD	BR	Location	Score
D.28.79	San Diego (SA) (CC) (SF)	L	64-71	
D.29.18	San Diego (VA)	L	61-82	

Bryant

Series: San Diego State leads, 1-0
Home: 1-0, Away: 0-0, Neutral: 0-0

Date	SD	BR	Location	Score
N.11.11	San Diego (VA) (BT) (so)	W	75-63	

Bucknell

Series: San Diego State leads, 1-0
Home: 1-0, Away: 0-0, Neutral: 0-0

Date	SD	BU	Location	Score
D.27.87	San Diego (SA) (HB) (SF)	W	87-70	

Cal Poly

(formerly Cal Poly-SLO)
 Series: San Diego State leads, 36-16
Home: 24-4, Away: 12-12, Neutral: 0-0

Date	SD	CP	Location	Score
F.7.47	*San Diego (AG)	W	57-38	
F.8.47	*San Diego	W	55-34	

M.1.47	^San Luis Obispo	L	48-64
J.17.48	*San Diego (AG)	W	49-39
F.21.48	*San Luis Obispo	W	61-42
J.8.49	*San Diego (AG)	W	58-48
F.4.49	*San Luis Obispo	L	42-44
J.14.50	*San Diego (AG)	W	51-35
F.4.50	*San Luis Obispo	W	53-49
J.5.51	*San Luis Obispo	L	58-71
F.17.51	*San Diego (AG)	L	56-61
J.12.52	*San Diego (AG)	W	56-55
F.23.52	*San Luis Obispo	L	52-68
J.9.53	*San Luis Obispo	W	84-76
F.21.53	*San Diego (AG)	W	76-71
F.6.54	*San Diego (AG)	L	67-73
E.20.54	*San Luis Obispo	W	110-96
J.15.55	*San Diego (AG)	L	70-75
F.25.55	*San Luis Obispo	L	81-86
J.14.56	San Diego (AG)	W	81-69
F.4.56	San Luis Obispo	L	64-67
M.2.56	*San Diego (AG)	W	93-69
J.5.57	*San Luis Obispo	L	67-72
F.16.57	*San Diego (AG)	W	65-60
F.8.58	*San Diego (AG)	W	82-60
F.21.58	*San Luis Obispo	W	81-60
J.10.59	*San Diego (AG)	W	73-54
F.14.59	*San Luis Obispo	L	53-67
J.15.60	*San Luis Obispo	W	81-64
F.19.60	*San Diego (AG)	L	64-68
J.13.61	*San Luis Obispo	L	50-61
F.17.61	*San Diego (AG)	W	67-60
J.12.62	*San Diego (PG)	W	60-49
F.16.62	*San Luis Obispo	L	84-87
J.12.63	*San Diego (PG)	W	65-58
F.16.63	*San Luis Obispo	W	75-63
J.10.64	*San Luis Obispo	W	84-72
F.14.64	*San Diego (PG)	W	90-64
J.15.65	*San Diego (PG)	W	77-76
F.19.65	*San Luis Obispo	W	83-65
J.15.66	*San Luis Obispo	L	71-77
F.19.66	*San Diego (PG)	W	83-52
J.13.67	*San Diego (PG)	W	96-69
F.17.67	*San Luis Obispo	W	66-64
J.13.68	*San Luis Obispo	L	77-89
F.17.68	*San Diego (PG)	W	94-75
J.10.69	San Diego (PG)	W	74-58
F.14.69	San Luis Obispo	W	77-76
N.30.02	San Luis Obispo	W	65-62
D.18.03	San Diego (CA)	W	90-71
D.13.10	11 San Diego (VA)	W	51-45
D.28.19	15 San Diego (VA)	W	73-57

Cal Poly Pomona

Series: San Diego State leads, 15-6
Home: 12-2, Away: 3-4, Neutral: 0-0

Date	SD	PO	Location	Score
D.1.62	San Diego (PG) (so)	W	68-58	
F.1.64	Pomona	L	68-96	
F.8.64	San Diego (PG)	W	86-75	
J.23.65	San Diego (PG)	W	65-64	
F.5.65	Pomona	L	54-69	
D.4.65	Pomona	L	80-82	
J.22.66	San Diego (PG)	L	66-79	
J.7.67	San Diego (PG)	W	78-66	
F.11.67	Pomona	W	76-66	
J.5.68	*San Diego (PG)	L	72-75	
F.9.68	*Pomona	W	68-64	
J.3.69	Pomona	W	76-66	
F.7.69	San Diego (PG)	W	99-98	
J.3.70	San Diego (PG)	W	86-78	
J.24.70	Pomona	L	71-83	
D.1.87	San Diego (SA)	W	76-65	
D.8.90	San Diego (PG)	W	94-78	
D.4.92	San Diego (PG)	W	72-68	
N.11.93	San Diego (PG) (so)	W	86-58	
N.30.94	San Diego (PG)	W	80-71	
D.8.95	San Diego (SA)	W	67-48	

Cal State Dominguez Hills

Series: San Diego State leads, 1-0
Home: 1-0, Away: 0-0, Neutral: 0-0

Date	SD	DH	Location	Score
D.12.18	San Diego (VA)	W	99-46	

Cal State Fullerton

Series: San Diego State leads, 22-10
Home: 13-4, Away: 9-5, Neutral: 0-1

Date	SD	SF	Location	Score
J.18.64	San Diego (PG)	W	94-64	
J.31.64	Fullerton	W	89-64	
D.12.64	Fullerton	W	96-71	
F.13.65	San Diego (PG)	W	96-59	
D.28.65	San Diego (PG)	2ot-W	87-86	
F.5.65	Fullerton	W	105-72	
D.10.66	Fullerton	W	80-64	
D.23.66	San Diego (PG)	W	96-68	
J.6.68	*San Diego (PG)	W	87-74	
F.10.68	*Fullerton	W	84-60	
J.4.69	Fullerton	L	59-65	
F.28.69	San Diego (PG)	L	62-76	
J.2.70	Fullerton	W	75-60	
F.10.70	San Diego (PG)	W	112-66	
J.25.75	*San Diego (PG)	W	72-65	
F.22.75	*Fullerton	L	71-72	
J.24.76	*San Diego (PG)	W	63-60	
F.21.76	*Fullerton	L	61-71	
J.15.77	*Fullerton	W	73-70	
F.5.77	*San Diego (PG)	W	61-59	
J.26.78	*San Diego (SA)	W	94-69	
F.11.78	*Fullerton	W	76-70	
M.3.78	^N-Anaheim (PC) (SF)	L	50-64	
D.18.79	San Diego (SA)	L	53-68	
D.13.80	Fullerton	W	70-64	
D.20.94	Fullerton	ot-L	73-83	
D.5.95	San Diego (SA)	ot-L	83-85	
N.21.98	Fullerton	L	76-79	
J.5.00	San Diego (CA)	L	66-72	
D.21.04	San Diego (CA)	W	63-60	
D.9.09	San Diego (VA)	W	82-68	
D.8.22	San Diego (VA)	W	66-56	

Cal State Los Angeles

Series: San Diego State leads, 31-20
Home: 16-10, Away: 15-9, Neutral: 0-1

Date	SD	LA	Location	Score
J.17.50	San Diego (AG)	W	68-49	
J.12.51	*San Diego (AG)	L	59-63	
J.26.51	*Los Angeles	W	58-51	
J.26.52	*Los Angeles	L	61-72	
F.9.52	*San Diego (AG)	L	53-55	
J.16.53	*San Diego (AG)	L	47-49	
J.24.53	*Los Angeles	W	75-67	
J.23.54	*Los Angeles	W	75-68	
F.5.54	*San Diego (AG)	W	75-61	
J.22.55	*Los Angeles	W	74-69	
F.18.55	*San Diego (AG)	W	59-54	
J.5.56	Los Angeles	W	91-72	
F.10.56	San Diego (AG)	W	84-52	
J.12.57	*San Diego (AG)	W	84-73	
F.21.57	*Los Angeles	W	66-61	
M.13.57	^N-Evansville, Ind. (QF)	L	55-57	
J.25.58	*Los Angeles	W	64-62	
F.7.58	*San Diego (AG)	W	67-60	
J.17.59	*Los Angeles	W	86-79	
F.27.59	*San Diego (AG)	L	73-84	
J.22.60	*San Diego (AG)	L	88-104	
F.26.60	*Los Angeles	L	71-98	
J.27.61	*San Diego (AG)	W	74-73	
F.24.61	*Los Angeles	L	50-63	
J.26.62	*Los Angeles	W	81-77	
F.23.62	*San Diego (PG)	W	85-65	
J.5.63	*Los Angeles	W	82-81	
F.9.63	*San Diego (PG)	ot-W	86-83	
J.24.64	*San Diego (PG)	L	84-91	
F.21.64	*Los Angeles	L	82-89	
J.30.65	*Los Angeles	L	80-95	
F.27.65	*San Diego (PG)	W	88-72	
J.28.66	*San Diego (PG)	L	78-80	
F.25.66	*Los Angeles	L	75-86	
J.28.67	*Los Angeles	W	95-72	
F.25.67	*San Diego (PG)	W	89-69	
J.26.68	*San Diego (PG)	W	73-72	
F.24.68	*Los Angeles	W	85-79	
D.7.68	Los Angeles	W	101-89	
J.16.70	*Los Angeles	W	90-69	
F.20.70	*San Diego (PG)	L	92-97	
J.16.71	*San Diego (PG)	L	87-97	
F.20.71	*Los Angeles	L	70-77	
J.15.72	*San Diego (SA)	W	90-85	
M.3.72	*Los Angeles	L	85-92	
J.31.73	*San Diego (SA)	W	78-77	

F.24.73	*Los Angeles	W	88-82
J.17.74	*San Diego (PG)	L	72-75
F.15.74	*Los Angeles	L	52-77
D.8.81	San Diego (PG)	W	99-60
D.13.86	San Diego (SA)	W	64-60

CSU Bakersfield

Series: San Diego State leads, 2-0
Home: 2-0, Away: 0-0, Neutral: 0-0

Date	SD	BA	Location	Score
J.2.13	19 San Diego (VA)	W	72-57	
N.20.14	16 San Diego (VA)	W	51-27	

CSUN

(formerly Cal State Northridge & San Fernando Valley St.)
 Series: San Diego State leads, 20-6
Home: 13-3, Away: 7-3, Neutral: 0-0

Date	SD	NO	Location	Score
F.11.61	San Diego (AG)	W	63-52	
J.6.62	*Northridge	W	74-66	
F.10.62	*San Diego (PG)	W	88-80	
J.25.63	*Northridge	W	65-59	
F.22.63	*San Diego (PG)	W	86-77	
J.25.64	*San Diego (PG)	W	94-74	
F.22.64	*Northridge	W	82-72	
J.29.65	*Northridge	L	59-68	
F.26.65	*San Diego (PG)	L	63-69	
J.29.66	*San Diego (PG)	W	91-79	
F.26.66	*Northridge	W	94-78	
J.27.67	*Northridge	W	76-68	
F.24.67	*San Diego (PG)	W	102-58	
J.27.68	*San Diego (PG)	W	97-70	
F.23.68	*Northridge	W	94-69	
D.12.69	San Diego (PG)	L	74-84	
F.6.70	Northridge	L	71-77	
J.16.79	San Diego (SA)	W	82-73	
D.21.93	Northridge	ot-W	90-85	
M.3.94	San Diego (PG)	L	87-95	
D.9.94	Northridge	L	68-73	
J.30.96	San Diego (SA)	W	80-47	
D.1.01	San Diego (CA)	W	80-70	
D.22.08	San Diego (CA)	W	72-56	
N.14.14	16 San Diego (VA)	W	79-58	
J.1.19	San Diego (VA)	W	65-60	

California

Series: San Diego State leads, 7-6
Home: 3-3, Away: 2-3, Neutral: 2-0

Date	SD	CA	Location	Score
J.15.40	San Diego (AG)	L	34-36	
J.4.41	Berkeley	W	29-28	
J.12.42	San Diego (AG)	W	27-26	
D.11.04	San Diego			

All-Time Series



MOUNTAIN WEST-RECORD 14-TIME CONFERENCE CHAMPIONS

Chaminade
 Series: San Diego State leads, 2-0
 Home: 0-0, Away: 2-0, Neutral: 0-0

Date	SD	CH	Location	Score
N.26.89		Lahaina, Hawaii (MI) (7P) (d)	W	63-49
N.26.03		Lahaina, Hawaii (MI) (3P) (d)	W	75-67

Chapman
 (formerly Chapman College)
 Series: San Diego State leads, 19-5
 Home: 15-4, Away: 3-1, Neutral: 1-0

Date	SD	CH	Location	Score
J.16.26		Los Angeles	W	44-5
J.5.29		San Diego (YM)	L	25-37
F.8.30		San Diego (HS)	W	24-17
J.16.32		San Diego (HS)	W	41-36
D.14.36		Los Angeles (so)	W	46-44
J.30.37		San Diego (AG)	W	47-32
D.10.37		San Diego (AG)	L	38-54
J.8.38		San Diego (AG)	L	36-43
D.16.38		Los Angeles	W	61-32
J.7.39		San Diego (AG)	W	46-27
F.25.47		San Diego (AG)	W	55-50
D.10.48		San Diego (AG)	W	47-16
D.10.49		San Diego (AG)	W	50-40
D.12.50		San Diego (AG)	W	51-46
J.27.53		San Diego (AG)	W	89-51
J.15.54		San Diego (AG)	W	140-37
M.2.57		San Diego (AG) (1R)	W	75-56
D.20.58		San Diego (AG)	W	69-51
J.7.61		San Diego (AG)	L	47-70
D.27.63		San Diego (PG)	W	72-48
F.23.65		San Diego (PG)	W	69-63
F.8.69		San Diego (PG)	W	99-90
F.22.69		Orange	L	92-94
D.21.71		N-Irvine (UC) (SF)	W	99-79

Charlotte
 Series: Charlotte leads, 2-0
 Home: 0-1, Away: 0-0, Neutral: 0-1

Date	SD	CH	Location	Score
D.27.85		San Diego (SA) (HB)	L	76-77
D.19.86		N-Knoxville (VC)	L	66-81

Chicago State
 Series: San Diego State leads, 1-0
 Home: 1-0, Away: 0-0, Neutral: 0-0

Date	SD	CS	Location	Score
J.10.12	22		San Diego (VA)	W 73-65

Cincinnati
 Series: Cincinnati leads, 1-0
 Home: 0-0, Away: 0-1, Neutral: 0-0

Date	SD	UC	Location	Score
D.17.14	19		Cincinnati	ot-L 62-71

College of Charleston
 Series: San Diego State leads, 1-0
 Home: 0-0, Away: 0-0, Neutral: 1-0

Date	SD	CC	Location	Score
N.28.13		N-Fullerton (WL) (QF)	W	72-52

Colorado
 Series: tied, 3-3
 Home: 2-1, Away: 1-2, Neutral: 0-0

Date	SD	CU	Location	Score
J.4.71		San Diego (PG)	L	77-85
D.1.71		Boulder (so)	W	79-68
J.2.73		San Diego (SA)	W	65-60
D.15.73		Boulder	L	69-82
D.19.74		Boulder	L	84-85
J.5.76		San Diego (SA)	W	78-72

Colorado State
 Series: San Diego State leads, 48-43
 Home (Viejas Arena).....29-14 (19-4)
 Away (Moby Arena).....14-27 (14-27)
 Neutral (Thomas & Mack).....5-2 (4-2)
 SDSU as Top 25 Team.....8-1 (H: 5-0, A: 2-1, N: 1-0)
 vs. Top 25 CSU Team.....2-1 (H: 1-0, A: 0-1, N: 1-0)
 MWC Era.....San Diego State leads, 36-16
 Dutcher vs. CSU.....8-2 (H: 4-1, A: 3-1, N: 1-0)

Date	SD	CS	Location	Score
D.30.61		San Diego (PG) (KI)	L	57-72
J.13.79		*Fort Collins	L	76-82
F.9.79		*San Diego (SA)	W	90-83
J.3.80		*San Diego (SA)	W	86-71

Charlotte
 Series: Charlotte leads, 2-0
 Home: 0-1, Away: 0-0, Neutral: 0-1

Date	SD	CH	Location	Score
D.27.85		San Diego (SA) (HB)	L	76-77
D.19.86		N-Knoxville (VC)	L	66-81

E.2.80		*Fort Collins	L	66-68
J.5.81		*San Diego (SA)	W	78-66
F.5.81		*Fort Collins	W	53-51
J.23.82		*Fort Collins	W	57-50
M.4.82		*San Diego (SA)	W	68-62
J.27.83		*San Diego (PG)	W	59-45
F.28.83		*Fort Collins	L	55-70
F.4.84		*Fort Collins	L	63-68
F.29.84		*San Diego (PG)	L	59-61
F.7.85		*San Diego (SA)	W	75-72
F.23.85		*Fort Collins	L	72-78
J.4.86		*San Diego (SA)	W	72-56
J.30.86		*Fort Collins	L	72-75
J.10.87		*Fort Collins	L	79-84
E.5.87		*San Diego (SA)	L	62-64
J.22.88		*Fort Collins	L	54-78
M.3.88		*San Diego (SA)	L	59-76
J.5.89		*San Diego (SA)	W	62-57
F.2.89		*Fort Collins	L	47-67
F.18.90		*San Diego (SA)	L	57-64
M.3.90		*Fort Collins	L	45-62
J.12.91		*Fort Collins	L	51-61
F.14.91		*San Diego (SA)	L	50-67
J.30.92		*Fort Collins	L	63-76
F.22.92		*San Diego (SA) (d)	L	66-74
J.9.93		*Fort Collins (d)	L	67-82
F.27.93		*San Diego (PG) (d)	L	78-79
H.8.94		*San Diego (PG)	L	60-74
E.24.94		*Fort Collins	L	83-98
J.4.95		*Fort Collins	L	64-80
M.4.95		*San Diego (PG)	W	75-58
J.2.96		*San Diego (SA)	W	87-67
F.29.96		*Fort Collins	L	74-87
J.18.97		*San Diego (PG)	ot-L	90-93
F.13.97		*Fort Collins	L	74-87
J.27.00		*Fort Collins	L	67-75
F.12.00		*San Diego (CA)	L	46-74
F.5.01		*Fort Collins	L	56-77
M.3.01		*San Diego (CA)	W	78-73
J.19.02		*San Diego (CA)	W	81-69
F.16.02		*Fort Collins	W	75-63
F.1.03		*San Diego (CA)	L	69-72
M.3.03		*Fort Collins	L	89-102
J.24.04		*Fort Collins	2ot-L	82-92
F.23.04		*San Diego (CA)	W	72-64
J.24.05		*San Diego (CA)	W	84-77
F.19.05		*Fort Collins	ot-L	88-93
J.4.06		*San Diego (CA)	W	83-75
F.4.06		*Fort Collins	W	85-81
M.9.06		*N-Denver (QF)	W	64-52
J.13.07		*San Diego (CA) (d)	W	81-76
F.10.07		*Fort Collins (d)	W	81-66
M.8.07		*N-Las Vegas (QF)	L	64-69
J.29.08		*Fort Collins (:20.9)	W	83-82
M.1.08		*San Diego (CA)	W	86-62
J.31.09		*Fort Collins	W	78-59
M.4.09		*San Diego (CA)	W	68-59
J.30.10		*Fort Collins	W	64-52
M.3.10		*San Diego (VA)	W	68-55
M.11.10		*N-Las Vegas (QF) (d)	W	72-71
F.2.11	7	*Fort Collins (:01.8)	W	56-54
M.5.11	9	*San Diego (VA)	W	66-48
J.28.12	13	*Fort Collins (d)	L	60-77
F.25.12	24	*San Diego (VA)	W	74-66
M.9.12	18	*N-Las Vegas (SF)	W	79-69
J.12.13	16	*San Diego (VA)	ot-W	79-72
F.13.13	24	*Fort Collins (24/24)	L	60-66
J.1.14	21	*Fort Collins	W	71-61
F.1.14	5	*San Diego (VA) (d)	W	65-56
J.24.15		*Fort Collins	L	73-79
F.14.15		*San Diego (VA)	W	72-63
M.13.15		*N-Las Vegas (SF)	W	56-43
J.13.16		*Fort Collins	W	69-62
F.2.16		*San Diego (VA)	W	69-67
J.28.17		*San Diego (:03.8) (VA) (d)	L	77-78
F.25.17		*Fort Collins (:04.1)	L	55-56
M.10.17		*N-Las Vegas (SF)	L	63-71
J.2.18		*Fort Collins	W	77-68
J.24.18		*San Diego (VA)	W	97-78
F.12.19		*Fort Collins	W	71-60
D.4.19		*Fort Collins	W	79-57
E.25.20	5	*San Diego (VA)	W	66-60
J.2.21		*San Diego (VA)	L	67-70
J.4.21		*San Diego (VA)	W	78-65
J.8.22	20	*San Diego (VA) (d)	W	79-49
F.4.22		*Fort Collins	L	57-58
M.11.22	23	N-Las Vegas (SF)	W	63-58

Columbia
 Series: San Diego State leads, 1-0
 Home: 1-0, Away: 0-0, Neutral: 0-0

Date	SD	CO	Location	Score
D.31.01		San Diego (CA) (d)	W	75-59

Connecticut
 Series: Connecticut leads, 1-0
 Home: 0-0, Away: 0-0, Neutral: 0-1

Date	SD	UC	Location	Score
M.24.11	6	9	+N-Anaheim (S16) (d)	L 67-74

Creighton
 Series: Creighton leads, 5-3
 Home: 1-1, Away: 0-3, Neutral: 3-0

Date	SD	CR	Location	Score
D.16.48		Omaha	L	33-47
D.23.70		Omaha	L	68-73
J.18.73		San Diego (PG)	W	73-68
J.3.74		Omaha	L	61-79
N.30.11		San Diego (VA)	L	83-85
N.29.13	20	N-Fullerton (WL) (SF)	W	86-80
N.28.19		N-Las Vegas (LV) (SF)	W	83-52
M.17.22		+N-Fort Worth (1R)	ot-L	69-72

Dartmouth
 Series: San Diego State leads, 1-0
 Home: 1-0, Away: 0-0, Neutral: 0-0

Date	SD	DA	Location	Score
D.21.87		San Diego (SA)	W	86-59

Dayton
 Series: Dayton leads, 2-0
 Home: 0-0, Away: 0-1, Neutral: 0-1

Date	SD	UD	Location	Score
D.16.77		Dayton (DI) (SF)	L	71-80
N.25.03		N-Lahaina, Hawaii (MI) (SF) (d)	L	71-76

Delaware
 Series: San Diego State leads, 1-0
 Home: 1-0, Away: 0-0, Neutral: 0-0

Date	SD	UD	Location	Score
N.26.88		San Diego (SA) (so)	W	74-61

Denver
 Series: tied, 1-1
 Home: 1-0, Away: 0-1, Neutral: 0-0

Date	SD	DU	Location	Score
D.30.58		San Diego (AG)	W	61-43
D.12.62		Denver	L	55-81

DePaul
 Series: DePaul leads, 2-0
 Home: 0-1, Away: 0-1, Neutral: 0-0

Date	SD	DP	Location	Score
D.19.72		Chicago	L	75-89
D.30.80	1	San Diego (SA) (CC)	L	69-85

Doane College
 Series: San Diego State leads, 1-0
 Home: 1-0, Away: 0-0, Neutral: 0-0

Date	SD	DC	Location	Score
D.7.82		San Diego (PG)	W	100-88

Drake
 Series: Drake leads, 4-3
 Home: 1-0, Away: 2-4, Neutral: 0-0

Date	SD	DU	Location	Score
D.19.47		Des Moines	L	38-50
D.18.50		Des Moines	W	57-50
D.21.61		Des Moines	L	51-82
D.16.63		Des Moines	L	49-79
J.8.77		Des Moines	L	80-103
N.25.77		San Diego (SA) (so)	W	100-72
D.22.09		Des Moines	ot-W	76-73

Duke
 Series: Duke leads, 3-0
 Home: 0-0, Away: 0-1, Neutral: 0-2

Date	SD	DU	Location	Score
D.29.01		1 Durham (d)	L	79-92
M.22.15	4	+N-Charlotte (3R)	L	49-68
N.19.18	1	N-Maui (MI) (d)	L	64-90

East Carolina
 Series: San Diego State leads, 1-0
 Home: 1-0, Away: 0-0, Neutral: 0-0

Date	SD	EC	Location	Score
N.23.15		San Diego (VA)	W	79-54

East Tennessee State
 Series: San Diego State leads, 1-0
 Home: 1-0, Away: 0-0, Neutral: 0-0

Date	SD	ET	Location	Score
D.29.83		San Diego (SA) (CC)	W	80-58

Eastern Illinois
 Series: San Diego State leads, 1-0
 Home: 1-0, Away: 0-0, Neutral: 0-0

Date	SD	EL	Location	Score
N.20.17		San Diego (VA)	W	94-63

Eastern Washington
 Series: tied, 3-3
 Home: 3-1, Away: 0-1, Neutral: 0-1

Date	SD	EW	Location	Score
N.30.85		N-Fresno (SM)	ot-L	79-81
N.30.96		San Diego (SA)	W	80-55
N.22.97		Cheney	L	52-69
D.20.01		San Diego (CA)	W	86-58
N.23.02		San Diego (CA) (so)	L	70-75
D.20.03		San Diego (CA)	W	79-66

Elon
 Series: San Diego State leads, 1-0
 Home: 1-0, Away: 0-0, Neutral: 0-0

Date	SD	EL	Location	Score
D.22.11		San Diego (VA) (d)	W	81-55

Evansville
 Series: Evansville leads, 4-1
 Home: 1-1, Away: 0-3, Neutral: 0-0

Date	SD	EV	Location	Score
D.8.61		San Diego	L	84-89
D				

All-Time Series



MOUNTAIN WEST-RECORD 14-TIME CONFERENCE CHAMPIONS

Fordham
Series: San Diego State leads, 1-0
Home: 1-0, **Away:** 0-0, **Neutral:** 0-0

Date	SD	FO	Location	Score
D.29.77			San Diego (SA) (CC)	W 104-74

Fort Hays State
Series: tied, 1-1
Home: 1-0, **Away:** 0-1, **Neutral:** 0-0

Date	SD	FH	Location	Score
D.20.52			Hays	L 59-74
D.1.79			San Diego (PG) (so)	W 101-77

Fresno State
Series: San Diego State leads, 69-56
Home (Viejas Arena): 41-20 (8-5)
Away (Save Mart Center): 25-33 (9-4)
Neutral (Thomas & Mack): 3-3 (2-2)

SDSU as Top 25 Team: 7-0 (H: 2-0, A: 5-0)
vs. Top 25 Fresno Team: 1-0 (H: 1-0)

MWC Era: San Diego State leads, 15-8
Dutcher vs. Fresno: 8-4 (H: 2-2, A: 4-2, N: 2-0)

Date	SD	FS	Location	Score
J.5.40			*San Diego (AG)	W 42-29
J.6.40			*San Diego (AG)	W 62-24
J.10.41			*San Diego (AG)	W 45-31
J.11.41			*San Diego (AG)	W 45-31
J.24.41			*Fresno	W 46-39
J.25.41			*Fresno	W 52-38
F.6.42			*San Diego (AG)	W 36-35
F.7.42			*San Diego (AG)	W 37-26
F.20.42			*Fresno	L 30-59
F.21.42			*Fresno	W 48-46
J.18.46			San Diego (AG)	W 48-29
J.19.46			San Diego (AG)	W 57-33
F.8.46			Fresno	W 38-33
F.9.46			Fresno	W 52-40
J.10.47			*Fresno	W 51-29
F.14.47			*San Diego (AG)	W 45-31
F.15.47			*San Diego (AG)	L 35-37
F.6.48			*San Diego (AG)	W 43-38
F.7.48			*San Diego (AG)	W 57-47
E.27.48			*Fresno	L 64-70
J.14.49			*Fresno	W 63-54
F.25.49			*San Diego (AG)	W 71-51
F.18.50			*Fresno	L 55-61
F.25.50			*San Diego (AG)	W 84-65
J.13.51			*San Diego (AG)	W 69-52
J.27.51			*Fresno	W 54-49
J.12.53			*San Diego (AG)	W 71-56
M.2.53			*Fresno	W 82-79
J.9.54			*San Diego (AG)	W 66-51
J.30.54			*Fresno	W 78-67
J.29.55			*Fresno	W 73-56
F.11.55			*San Diego (AG)	W 82-64
J.27.56			Fresno	W 96-88
J.28.56			Fresno	L 86-88
F.8.57			*San Diego (AG)	L 78-83
F.9.57			*San Diego (AG)	L 55-71
J.10.58			*San Diego (AG)	ot-W 73-71
J.31.58			*Fresno	L 65-93
M.4.58			^N-Los Angeles	ot-L 73-76
J.30.59			*Fresno	L 59-73
F.20.59			*San Diego (AG)	W 74-69
J.23.60			*San Diego (AG)	L 57-61
J.29.60			*Fresno	L 62-80
J.14.61			*Fresno	L 53-54
F.18.61			*San Diego (AG)	L 60-64
J.13.62			*San Diego (PG)	L 65-77
F.17.62			*Fresno	L 69-73
J.11.63			*San Diego (PG)	ot-W 65-60
F.15.63			*Fresno	L 56-64
J.11.64			*Fresno	L 63-74
F.15.64			*San Diego (PG)	L 61-68
J.16.65			*San Diego (PG)	W 69-67
F.20.65			*Fresno	L 72-90
J.14.66			*Fresno	L 49-86
F.18.66			*San Diego (PG)	W 69-66
J.14.67			*San Diego (PG)	W 84-63
F.18.67			*Fresno	L 62-76
J.12.68			*Fresno	W 71-60
F.16.68			*San Diego (PG)	W 86-70
J.11.69			San Diego (PG)	L 78-91
F.15.69			Fresno	L 69-87
J.30.70			*San Diego (PG)	L 86-88
F.13.70			*Fresno	L 91-100
J.30.71			*Fresno	L 96-97

F.13.71			*San Diego (PG)	W 106-95
F.4.72			*San Diego (SA)	W 73-72
M.4.72			*Fresno	W 90-80
J.13.73			*Fresno	W 79-71
M.3.73			*San Diego (SA)	W 76-75
J.19.74			*San Diego (PG)	W 57-56
F.16.74			*Fresno	W 80-78
J.30.75			*San Diego (PG)	W 73-60
M.2.75			*Fresno (d)	L 64-68
J.31.76			*San Diego (PG)	W 103-84
F.26.76			*Fresno	L 82-87
J.27.77			*Fresno	L 61-77
F.19.77			*San Diego (PG)	W 80-58
M.2.77			^San Diego (PG) (1R)	W 51-41
J.21.78			*Fresno	L 49-59
F.16.78			*San Diego (SA)	W 45-41
D.28.85			San Diego (SA) (HB)	L 49-61
J.30.93			*San Diego (PG) (d)	L 67-72
F.6.93			*Fresno	L 70-78
J.27.94			*Fresno	L 59-76
F.3.94			*San Diego (PG)	L 79-93
J.21.95			*San Diego (PG)	L 65-69
F.11.95			*Fresno	L 58-66
M.8.95			^N-Albuquerque (1R)	W 71-57
J.18.96			*Fresno	L 67-79
F.8.96			*San Diego (SA)	ot-L 89-99
J.30.97			*Fresno	L 71-87
M.1.97			*San Diego (SA) (d)	L 92-103
J.31.98			*San Diego (CA)	L 94-97
F.26.98			*Fresno	L 70-86
M.5.98			^N-Las Vegas (QF)	L 57-92
J.28.99			*Fresno	L 80-101
F.25.99			*San Diego (CA)	L 84-95
N.27.00			Fresno	L 62-70
D.8.01			21 San Diego (CA)	W 93-78
N.11.07			Fresno (d) (WV)	W 89-72
N.22.08			San Diego (CA) (d)	W 80-56
N.23.09			Fresno (WV)	W 62-58
J.9.13			16 Fresno	W 65-62
F.9.13			*San Diego (VA) (d)	W 75-53
J.15.14			10 *San Diego (VA)	W 68-60
M.1.14			13 *Fresno	W 82-67
J.3.15			*Fresno	L 57-59
J.27.15			*San Diego (VA)	W 58-47
J.19.16			*San Diego (VA)	ot-W 73-67
F.10.16			*Fresno	L 57-58
M.12.16			^N-Las Vegas (CH) (d)	L 63-68
F.4.17			*Fresno (d)	W 70-67
F.22.17			*San Diego (VA)	L 55-63
J.17.18			*San Diego (VA)	L 73-77
F.6.18			*Fresno	L 61-79
M.8.18			^N-Las Vegas (QF) (d)	W 64-52
J.22.19			*Fresno	L 62-66
M.6.19			*San Diego (VA)	L 74-76
J.1.20			13 *San Diego (VA) (d)	W 61-52
J.14.20			7 Fresno	W 64-55
F.18.21			25 *Fresno	W 67-53
E.20.21			25 *Fresno	W 75-57
F.19.22			*Fresno	W 61-44
M.3.22			*San Diego (VA)	2ot-W 65-64
M.10.22			N-Las Vegas (QF)	W 53-46

George Washington
Series: George Washington leads, 1-0
Home: 0-0, **Away:** 0-0, **Neutral:** 0-1

Date	SD	GW	Location	Score
M.29.16			~N-New York City (SF)	L 46-65

Georgetown
Series: tied, 1-1
Home: 0-0, **Away:** 0-1, **Neutral:** 1-0

Date	SD	GT	Location	Score
D.5.81			20 Washington, D.C. (d)	L 53-71
N.25.21			N-Anaheim (WL)	W 73-56

Georgia
Series: San Diego State leads, 1-0
Home: 0-0, **Away:** 0-0, **Neutral:** 1-0

Date	SD	GA	Location	Score
N.24.17			N-Fullerton (WL) (SF) (d)	W 75-68

Georgia Tech
Series: San Diego State leads, 1-0
Home: 1-0, **Away:** 0-0, **Neutral:** 0-0

Date	SD	GT	Location	Score
M.23.16			~San Diego (QF) (VA)	W 72-56

Gonzaga
Series: tied, 2-2
Home: 1-0, **Away:** 1-1, **Neutral:** 0-1

Date	SD	GT	Location	Score
D.19.59			N-Portland (TR)	L 69-72
N.16.10			25 11 Spokane (CB)	W 79-76
N.14.16			14 Spokane	L 48-69
D.21.17			12 San Diego	W 72-70

Grand Canyon
Series: Grand Canyon leads, 3-1
Home: 1-2, **Away:** 0-1, **Neutral:** 0-0

Date	SD	GC	Location	Score
F.23.80			San Diego (SA)	L 68-86
D.18.15			San Diego (VA)	L 45-52
D.7.16			Phoenix	L 72-76
N.13.19			San Diego (VA)	W 86-61

Green Bay
Series: San Diego State leads, 1-0
Home: 0-0, **Away:** 0-0, **Neutral:** 1-0

Date	SD	GB	Location	Score
N.20.10			25 N-Oxford (CB)	W 79-70

Hampton
Series: San Diego State leads, 1-0
Home: 0-0, **Away:** 0-0, **Neutral:** 1-0

Date	SD	HA	Location	Score
N.29.08			N-Anchorage (GA) (CH)	W 76-47

Hardin-Simmons
Series: San Diego State leads, 2-0
Home: 2-0, **Away:** 0-0, **Neutral:** 0-0

Date	SD	HS	Location	Score
D.4.72			San Diego (SA)	W 70-67
D.20.88			San Diego (SA) (MD)	W 88-59

Harvard
Series: San Diego State leads, 1-0
Home: 0-0, **Away:** 0-0, **Neutral:** 1-0

Date	SD	H	Location	Score
D.28.74			*N-Tulsa (OR)	W 69-53

Hawaii
Series: Hawaii leads, 27-19
Home: 13-10, **Away:** 6-17, **Neutral:** 0-0

Date	SD	UH	Location	Score
F.4.71			San Diego (PG)	W 107-95
F.25.72			17 Honolulu	L 75-94
F.26.72			17 Honolulu	L 83-91
J.8.80			*San Diego (SA)	ot-L 76-78
F.9.80			*Honolulu	L 69-79
F.24.81			*San Diego (SA)	W 90-77
F.28.81			*Honolulu	W 80-65
J.9.82			*Honolulu	L 63-70
F.13.82			*San Diego (SA)	W 79-60
J.22.83			*Honolulu	L 75-98
F.19.83			*San Diego (SA)	W 74-71
J.28.84			*San Diego (SA) (d)	W 73-68
F.25.84			*Honolulu	L 55-57
J.24.85			*Honolulu	W 70-66
F.21.85			*San Diego (SA)	L 68-69
J.23.86			*Honolulu	L 80-83
F.15.86			*San Diego (SA) (d)	W 80-70
J.26.87			*Honolulu	L 67-76
F.21.87			*San Diego (SA)	W 92-89
M.3.87			^San Diego (SA) (1R)	W 93-90
F.1.88			*Honolulu	W 59-58
F.25.88			*San Diego (SA)	W 74-71
J.26.89			*Honolulu	L 62-65
F.16.89			*San Diego (SA)	L 60-73
J.25.90			*Honolulu	L 63-75
M.1.90			*San Diego (SA)	L 61-74
F.21.91			*San Diego (SA)	ot-L 79-84
M.2.91			*Honolulu	L 58-65
F.15.92			*San Diego (SA) (d)	L 58-66
M.6.92			*Honolulu	L 54-69
J.3.93			*Honolulu	L 67-81
M.6.93			*San Diego (PG) (d)	L 58-72
J.3.94			*San Diego (PG)	L 73-78
M.5.94			*Honolulu	W 84-74
J.28.95			*Honolulu	L 62-91
F.4.95			*San Diego (PG)	L 58-65
J.28.96			*Honolulu	L 79-88
F.3.96			*San Diego (SA)	W 103-94
J.25.97			*San Diego (SA)	L 63-85
F.19.97			*Honolulu	L 62-74

J.10.98			21 *San Diego (CA) (d)	W 81-72
F.4.98			*Honolulu	W 76-67
J.23.99			*Honolulu	L 67-87
F.20.99			*San Diego (CA)	W 78-72
D.14.01			Honolulu	W 61-58
D.14.02			San Diego (CA)	W 60-49

High Point
Series: San Diego State leads, 1-0
Home: 1-0, **Away:** 0-0, **Neutral:** 0-0

Date	SD	HP	Location	Score
J.2.00			San Diego (CA) (d)	W 74-63

Houston
Series: San Diego State leads, 2-1
Home: 1-0, **Away:** 1-0, **Neutral:** 0-1

Date	SD	UH	Location	Score
J.29.02			San Diego (CA)	W 78-66
D.21.02			Houston (d)	W 71-61
M.15.18			21 +N-Wichita (1R)	L 65-67

Howard
Series: San Diego State leads, 1-0
Home: 1-0, **Away:** 0-0, **Neutral:** 0-0

Date	SD	HW	Location	Score
D.21.82			San Diego (PG)	W 89-61

IPFW
Series: San Diego State leads, 3-0
Home: 3-0, **Away:** 0-0, **Neutral:** 0-0

Date	SD	FW	Location	Score
J.2.02			San Diego (CA)	W 90-72
D.30.02		</		

All-Time Series



MOUNTAIN WEST-RECORD 14-TIME CONFERENCE CHAMPIONS

D.23.12 18 N-Honolulu (DH) (SF) (d) W 62-55

Iowa

Series: San Diego State leads, 1-0
Home: 0-0, Away: 0-0, Neutral: 1-0

Date	SD	UI	Location	Score
N.29.19		N-Las Vegas (LV) (CH)	W	83-73

Iowa State

Series: Iowa State leads, 4-2
Home: 2-1, Away: 0-2, Neutral: 0-1

Date	SD	IS	Location	Score
D.22.62		San Diego (PG) (BF)	L	59-72
D.14.63		Ames	L	56-93
J.8.76		San Diego (PG)	W	92-78
J.3.04		San Diego (CA)	W	86-76
D.28.04		Ames	L	59-69
N.21.18		N-Maui (MI) (SP) (d)	L	57-87

Jackson State

Series: San Diego State leads, 1-0
Home: 1-0, Away: 0-0, Neutral: 0-0

Date	SD	JS	Location	Score
N.27.18		San Diego (VA)	W	87-44

James Madison

Series: James Madison leads, 1-0
Home: 0-0, Away: 0-0, Neutral: 0-1

Date	SD	JM	Location	Score
N.25.89		N-Maui (MC-C/SF) (d)	L	53-56

Kansas

Series: tied, 2-2
Home: 1-1, Away: 1-1, Neutral: 0-0

Date	SD	KU	Location	Score
D.23.78	7	San Diego (SA)	W	81-69
D.8.79	19	Lawrence	L	66-79
J.5.14	21	16 Lawrence (d)	W	61-57
D.22.15	2	San Diego (VA)	L	57-70

Kansas State

Series: tied, 2-2
Home: 2-0, Away: 0-1, Neutral: 0-1

Date	SD	KS	Location	Score
N.27.72	17	Manhattan (so)	L	67-79
D.21.73	13	San Diego (13)	W	88-75
N.27.87		N-Fresno (SM-SF) (so)	L	68-79
M.20.09		~H-Jenny Craig Pavilion (2R)	W	70-52

LIU

Series: San Diego State leads, 1-0
Home: 1-0, Away: 0-0, Neutral: 0-0

Date	SD	LI	Location	Score
N.22.19		San Diego (VA)	W	81-64

La Salle

Series: tied, 1-1
Home: 1-1, Away: 0-0, Neutral: 0-0

Date	SD	LS	Location	Score
D.28.76		San Diego (SA) (CC)	L	84-88
D.29.80		San Diego (SA) (CC)	W	93-67

Lafayette

Series: San Diego State leads, 1-0
Home: 1-0, Away: 0-0, Neutral: 0-0

Date	SD	LA	Location	Score
D.30.06		San Diego (CA)	W	78-68

Lamar

Series: Lamar leads, 2-0
Home: 0-1, Away: 0-1, Neutral: 0-0

Date	SD	LA	Location	Score
D.22.90		San Diego (SA) (TS)	L	70-71
D.22.92		Beaumont	L	65-90

Liberty

Series: San Diego State leads, 1-0
Home: 0-0, Away: 0-0, Neutral: 1-0

Date	SD	LU	Location	Score
N.9.07		N-Fresno (so) (WV)	W	62-50

Little Rock

Series: Little Rock leads, 1-0
Home: 0-1, Away: 0-0, Neutral: 0-0

Date	SD	LR	Location	Score
N.21.15		San Diego (VA) (d)	L	43-49

Long Beach State

Series: San Diego State leads, 39-22

Home: 21-10, Away: 18-12, Neutral: 0-0

Date	SD	LB	Location	Score
D.19.53		San Diego (AG)	W	95-59
F.3.56		Long Beach	W	74-38
F.25.56		San Diego (AG)	W	91-60
J.11.57		*San Diego (AG)	W	79-69
E.2.57		*Long Beach	W	71-64
J.18.58		*Long Beach	W	73-53
F.28.58		*San Diego (AG)	W	67-59
J.16.59		*Long Beach	W	71-63
E.21.59		*San Diego (AG)	W	84-64
J.9.60		*San Diego (AG)	W	67-61
F.12.60		*Long Beach	L	72-104
J.6.61		*San Diego (AG)	W	72-71
F.10.61		*Long Beach	L	73-79
J.5.62		*Long Beach	L	55-80
E.9.62		*San Diego (PG)	L	78-79
F.1.63		*San Diego (PG)	ot-W	85-80
M.1.63		*Long Beach	L	63-78
J.3.64		*San Diego (PG)	W	74-70
E.7.64		*Long Beach	W	80-69
J.8.65		*Long Beach	W	69-62
F.12.65		*San Diego (PG)	L	66-72
J.7.66		*San Diego (PG)	W	102-81
F.11.66		*Long Beach	W	84-65
J.6.67		*Long Beach	W	74-56
F.10.67		*San Diego (PG)	W	84-66
E.2.68		*San Diego (PG)	L	57-62
M.1.68		*Long Beach	W	84-72
J.9.70		*San Diego (PG)	L	56-60
F.27.70		*Long Beach	L	55-74
J.8.71		*San Diego (PG)	L	73-83
F.26.71	20	*Long Beach	L	61-63
J.6.72	8	*San Diego (SA)	L	75-89
F.12.72	8	*Long Beach	L	68-85
F.7.73	3	*Long Beach	L	76-97
F.10.73	3	*San Diego (SA)	L	66-84
F.7.74	9	*Long Beach	L	48-64
E.9.74	9	*San Diego (SA)	L	72-98
F.1.75		*San Diego (PG)	W	84-77
F.27.75		*Long Beach	L	74-97
J.29.76		*San Diego (PG)	W	79-52
F.28.76		*Long Beach	ot-W	67-62
J.29.77		*Long Beach	L	83-85
F.17.77		*San Diego (PG)	L	73-75
E.2.78		*San Diego (SA)	W	88-82
F.4.78		*Long Beach	L	79-89
D.27.80		Long Beach	W	71-68
D.22.81		San Diego (SA)	W	92-84
D.1.82		Long Beach	W	93-80
F.22.83		San Diego (SA)	W	91-76
D.6.83		San Diego (SA)	W	91-76
D.15.84		Long Beach	W	62-60
F.12.85		San Diego (SA)	W	86-69
D.23.97		Long Beach	W	66-63
N.28.98		San Diego (d)	L	70-75
D.10.02		Long Beach	W	64-55
N.21.03		San Diego (CA) (so)	W	74-44
N.13.10	25	Long Beach (d)	W	81-65
N.19.11		San Diego (VA) (d)	ot-W	77-73
D.10.14	18	San Diego (VA)	W	60-59
D.1.15		Long Beach	W	76-72
N.30.21		San Diego (VA)	W	72-47

Louisiana Tech

Series: tied, 1-1
Home: 1-0, Away: 0-0, Neutral: 0-1

Date	SD	LT	Location	Score
J.22.71		San Diego (PG)	W	88-78
N.29.85		N-Fresno (SM-SF)	L	72-74

Louisiana-Lafayette

Series: San Diego State leads, 1-0
Home: 0-0, Away: 0-0, Neutral: 1-0

Date	SD	LL	Location	Score
D.21.84		N-Las Vegas (LV)	W	86-73

Loyola-Chicago

Series: Loyola-Chicago leads, 1-0
Home: 0-0, Away: 0-1, Neutral: 0-0

Date	SD	LC	Location	Score
D.3.16		Chicago (d)	L	59-65

Loyola Marymount

Series: San Diego State leads, 33-26

Home: 25-9, Away: 8-17, Neutral: 0-0

Date	SD	LM	Location	Score
J.23.26		Los Angeles	L	14-20
F.6.26		San Diego (AN)	W	24-17
J.12.38		Los Angeles	W	34-31
D.23.38		San Diego (AG)	L	21-39
D.22.38		San Diego (AG)	W	47-39
D.23.38		San Diego (AG)	L	27-30
F.9.40		San Diego (AG)	W	29-28
F.10.40		San Diego (AG)	W	32-28
J.9.42		San Diego (AG)	W	36-29
J.10.42		San Diego (AG)	L	27-35
J.8.43		San Diego (HS)	W	36-34
J.9.43		San Diego (HS)	W	34-30
D.15.46		San Diego (AG)	W	47-25
F.1.47		Los Angeles	L	45-51
J.24.48		San Diego (AG)	L	27-28
J.30.48		Los Angeles	L	31-40
J.4.49		Los Angeles	L	50-59
F.19.49		San Diego (AG)	W	50-49
D.27.49		Los Angeles	L	49-52
J.7.50		San Diego (AG)	L	55-58
F.3.51		San Diego (AG)	L	50-52
M.3.51		Los Angeles	L	56-67
N.30.51		Los Angeles (so)	L	56-66
J.5.52		San Diego (AG)	W	65-60
D.5.52		Los Angeles	L	68-79
J.17.53		San Diego (AG)	W	60-59
D.5.53		Los Angeles	L	52-67
F.13.54		San Diego (AG)	W	59-58
D.14.54		Los Angeles	L	67-71
J.11.55		San Diego (AG)	L	52-69
D.6.55		Los Angeles	L	70-74
J.24.56		San Diego (AG)	W	90-81
D.1.56		Los Angeles	W	61-47
F.26.57		San Diego (AG)	W	76-64
D.18.57		San Diego (AG)	W	79-56
F.14.58		Los Angeles	W	76-58
D.9.58		Los Angeles	W	54-48
J.24.59		San Diego (AG)	W	59-49
D.4.59		Los Angeles	L	54-69
D.8.59		San Diego (AG)	ot-W	59-57
F.21.61		San Diego (AG)	L	47-73
D.5.61		Los Angeles	L	54-90
D.11.70		Los Angeles	L	85-91
J.23.71		San Diego (PG)	W	100-75
D.9.72		San Diego (SA)	W	88-67
J.22.73		Los Angeles	L	59-65
J.4.75		San Diego (PG)	W	57-55
D.23.93		Los Angeles	ot-W	88-84
D.7.94		San Diego (PG)	L	67-75
N.28.95		Los Angeles	W	62-61
D.14.96		San Diego (PG)	W	93-81
D.5.98		Los Angeles (d)	L	65-73
D.30.99		San Diego (CA)	W	70-63
J.6.01		Los Angeles	W	61-58
J.3.03		San Diego (CA)	W	79-69
D.18.04		Los Angeles	L	68-72
D.31.05		San Diego (CA) (d)	W	84-68
D.16.06		San Diego (CA)	W	74-63
N.28.07		Los Angeles	W	78-56

Manhattan

Series: San Diego State leads, 1-0
Home: 1-0, Away: 0-0, Neutral: 0-0

Date	SD	MA	Location	Score
D.27.86		San Diego (SA) (HB)	W	77-69

Marquette

Series: Marquette leads, 3-1
Home: 0-1, Away: 0-2, Neutral: 1-0

Date	SD	MU	Location	Score
D.20.48		Milwaukee	L	50-56
J.8.74	7	Milwaukee	L	66-90
J.6.75	13	San Diego (SA)	L	54-58
D.1.13	25	N-Anneheim (WL) (CH)	W	67-59

UMBC

Series: San Diego State leads, 1-0
Home: 1-0, Away: 0-0, Neutral: 0-0

Date	SD	BC	Location	Score
D.20.05		San Diego (CA)	W	58-45

Marshall

All-Time Series



MOUNTAIN WEST-RECORD 14-TIME CONFERENCE CHAMPIONS

Montana
Series: San Diego State leads, 1-0
Home: 0-0, Away: 0-0, Neutral: 1-0

Date	SD	MT	Location	Score
D.28.68			N-Las Vegas (NV)	W 71-61

Montana State
Series: San Diego State leads, 1-0
Home: 0-0, Away: 0-0, Neutral: 1-0

Date	SD	MS	Location	Score
M.11.41			"N-Kansas City	W 46-29

Morgan State
Series: San Diego State leads, 2-0
Home: 2-0, Away: 0-0, Neutral: 0-0

Date	SD	MS	Location	Score
D.1.84			San Diego (SA)	W 128-68
D.18.00			San Diego (CA)	W 78-64

Murray State
Series: San Diego State leads, 2-0
Home: 0-0, Away: 0-0, Neutral: 2-0

Date	SD	MS	Location	Score
M.15.41			"N-Kansas City	W 36-34
N.10.06			N-Moraga (:00.0) (SI) (so)	W 87-84

Navy
Series: San Diego State leads, 3-0
Home: 3-0, Away: 0-0, Neutral: 0-0

Date	SD	NV	Location	Score
J.7.81			San Diego (SA)	W 90-77
J.3.84			San Diego (SA)	W 88-81
D.17.07			San Diego (CA)	W 86-76

Nebraska
Series: San Diego State leads, 1-0
Home: 0-0, Away: 1-0, Neutral: 0-0

Date	SD	UN	Location	Score
D.3.71			Lincoln	W 63-61

UNLV
(formerly Nevada Southern)
Series: San Diego State leads, 40-37

Date	SD	LV	Location	Score
J.8.66			San Diego (PG)	W 91-62
F.3.67			Las Vegas	L 64-68
M.11.67			"San Diego (PG) (RC)	W 88-71
D.27.68			Las Vegas (NV)	L 74-101
M.15.75	17		+N-Tempe	L 80-90
D.11.76	5		San Diego (SA)	L 113-118
D.10.77	10		Las Vegas	L 95-101
J.4.79			San Diego (SA)	L 80-85
F.17.79			Las Vegas	W 94-91
J.11.80			Las Vegas	L 86-88
F.5.80			San Diego (SA)	L 86-98
J.17.81			San Diego (SA)	L 77-78
F.20.81			Las Vegas	L 67-68
J.2.82			Las Vegas	L 71-77
F.6.82			San Diego (SA)	W 81-68
M.14.85	9		+N-Salt Lake City	L 80-85
D.20.85	12		Las Vegas (LV)	L 85-105
D.30.91			Las Vegas	L 72-88
D.12.92	22		San Diego (PG)	L 77-89
J.9.97			"Las Vegas	L 59-79
F.8.97			"San Diego (SA)	L 71-78
J.22.00			"Las Vegas	L 55-83
M.2.00			"San Diego (CA)	L 64-85
M.9.00			"Las Vegas (QF)	L 72-77
J.27.01			"Las Vegas	ot-L 72-82
F.24.01			"San Diego (CA)	ot-L 79-86
J.26.02			"San Diego (CA) (:02.4)	ot-L 83-60
F.23.02			"Las Vegas	ot-L 76-83
M.09.02			"Las Vegas (CH)	W 78-75
F.11.03			"San Diego (CA)	L 64-79
M.8.03			"Las Vegas (d)	L 67-83
M.13.03			"Las Vegas (QF)	L 67-83
J.17.04			"San Diego (CA) (d)	W 83-78
F.17.04			"Las Vegas	L 65-68
J.15.05			"Las Vegas	W 81-73
F.12.05			"San Diego (CA) (d)	ot-L 91-93

J.14.06			"San Diego (CA)	W 83-67
F.16.06			"Las Vegas	W 81-70
M.10.06			"N-Denver (SF)	W 63-60
J.23.07			"Las Vegas	L 61-68
F.13.07			"San Diego (CA)	W 67-52
J.26.08			"San Diego (CA) (d)	L 69-72
F.26.08			"Las Vegas	L 58-68
F.3.09			"Las Vegas	ot-W 68-66
M.7.09			"San Diego (CA)	W 57-46
M.12.09			"Las Vegas (QF) (d)	W 71-57
J.13.10			"Las Vegas	L 66-76
F.13.10	23		"San Diego (VA) (d)	W 68-58
M.13.10			"Las Vegas (CH) (d)	W 55-45
J.12.11	6		"San Diego (VA)	W 55-49
F.12.11	6		"Las Vegas	W 63-57
M.11.11	7		"Las Vegas (SF) (:04.9)	W 74-72
J.14.12	22	12	"San Diego (VA) (d) (:00.3)	W 69-67
F.11.12	13	14	"Las Vegas (d)	L 63-65
J.16.13	15		"San Diego (VA)	L 75-82
F.16.13			"Las Vegas	L 70-72
J.18.14	10		"San Diego (VA) (d)	W 63-52
M.5.14	10		"Las Vegas	W 73-64
M.14.14	8		"Las Vegas (SF)	W 59-51
J.17.15			"San Diego (VA) (d)	W 53-47
M.4.15			"Las Vegas	W 60-58
M.12.15			"Las Vegas (QF)	W 67-64
J.30.16			"Las Vegas	W 67-52
M.5.16			"San Diego (VA)	W 92-56
J.17.17			"Las Vegas	W 64-51
F.19.17			"San Diego (VA) (d)	W 77-64
M.8.17			"Las Vegas (FR) (d)	ot-W 62-52
J.27.18			"Las Vegas	L 78-88
F.17.18			"San Diego (VA) (d)	W 94-56
J.26.19			"San Diego (VA)	W 94-77
F.23.19			"Las Vegas	W 60-59
M.14.19			"Las Vegas (QF) (d)	W 63-55
J.26.20	4		"Las Vegas (d)	W 71-67
F.22.20	4		"San Diego (VA)	L 63-66
M.3.21	19		"Las Vegas %	W 71-62
J.1.22			"Las Vegas	W 62-55
J.24.22			"San Diego (VA)	W 80-55

% - clinched outright regular-season title.

Nevada
Series: San Diego State leads, 24-6

Date	SD	UN	Location	Score
D.14.56			Reno	W 80-72
D.15.56			Reno	W 74-64
D.29.61			San Diego (KI)	W 83-62
D.12.75			N-Salt Lake City (UT)	W 86-65
D.27.75			Reno	L 89-90
D.3.77			San Diego (SA)	W 113-88
N.14.98			San Diego (CA) (so)	ot-L 71-76
D.9.98			Reno	L 75-94
J.23.13			"Reno	W 78-57
F.23.13			"San Diego (VA) (d)	W 88-75
F.8.14			"San Diego (VA)	W 73-58
F.4.15			"Reno	W 65-63
M.7.15			"San Diego (VA)	W 67-43
J.26.16			"Reno	W 57-54
M.11.16			"N-Las Vegas (SF)	W 67-55
J.4.17			"Reno	L 69-72
F.12.17			"San Diego (VA) (d)	W 70-56
F.10.18	23		"Reno	L 58-83
M.3.18	21		"San Diego (VA)	W 79-74
M.9.18	22		"N-Las Vegas (SF)	W 90-73
F.20.19	6		"San Diego (VA) (d)	W 65-57
M.3.19	17		"Reno	L 53-81
M.9.19	14		"N-Las Vegas (SF)	W 65-56
J.18.20	7		"San Diego	W 68-55
F.29.20	5		"Reno	W 83-76
J.7.21			"San Diego (VA)	W 65-60
J.9.21			"San Diego (VA) (:00)	W 69-67
M.12.21	19		"N-Las Vegas (SF)	W 77-70
F.6.22			"San Diego (VA) (d)	W 65-63
M.5.22			"Reno	W 79-78

New Mexico
Series: New Mexico leads, 48-43

Date	SD	NM	Location	Score
J.2.76			San Diego (SA)	W 78-58
D.20.76			Albuquerque	L 104-107
J.25.79			"San Diego (SA)	W 78-72
F.24.79			"Albuquerque	L 78-84
J.19.80			"Albuquerque	L 72-73
F.14.80			"San Diego (SA)	W 76-74
J.30.81			"Albuquerque	L 98-100
M.7.81			"San Diego (SA)	W 92-84
J.14.82			"San Diego (SA)	W 78-62
F.20.82			"Albuquerque	W 86-79
F.3.83			"Albuquerque	W 61-37
M.5.83			"San Diego (SA) (d)	W 77-73
J.14.84			"Albuquerque	W 74-68
F.11.84			"San Diego (SA) (d)	W 61-60
J.18.85			"Albuquerque	L 85-94
F.16.85			"San Diego (SA)	W 99-80
M.8.85			"N-El Paso, Texas (SF)	W 98-84
J.16.86			"San Diego (SA)	W 71-68
M.1.86			"Albuquerque	ot-L 92-95
J.3.87			"San Diego (SA)	L 84-88
F.14.87			"Albuquerque	L 66-76
J.14.88	18		"San Diego (SA)	W 64-59
F.12.88			"Albuquerque	L 85-93
J.21.89			"San Diego (SA) (d)	L 76-83
M.2.89			"Albuquerque	L 72-102
J.18.90			"San Diego (SA)	W 78-62
F.24.90			"Albuquerque	L 69-91
J.17.91			"San Diego (SA)	W 52-51
J.24.91			"Albuquerque	L 68-79
J.16.92			"Albuquerque	L 68-90
J.25.92			"San Diego (SA) (d)	L 61-71
J.17.93			"San Diego (PG) (d)	L 52-77
F.20.93			"Albuquerque	L 55-71
J.13.94			"Albuquerque	L 59-72
F.17.94			"San Diego (PG)	L 61-65
M.10.94			"N-Salt Lake City (QF)	L 46-61
J.9.95			"San Diego (PG)	ot-W 72-69
F.25.95			"Albuquerque	L 42-67
J.8.96	25		"Albuquerque	L 74-77
F.22.96			"San Diego (SA)	L 78-83
M.7.96			"Albuquerque (QF)	L 75-94
F.7.99	15		"Albuquerque	L 60-90
J.8.99	17		"San Diego (CA)	L 60-85
F.5.00			"San Diego (CA) (d)	L 57-78
F.26.00			"Albuquerque	L 49-78
J.8.01			"San Diego (CA)	L 67-75
F.17.01			"Albuquerque (d)	L 54-72
F.2.02			"Albuquerque	W 78-65
F.28.02			"San Diego (CA)	W 84-71
J.25.03			"Albuquerque	L 62-66
F.24.03			"San Diego (CA)	W 89-73
F.2.04			"San Diego (CA)	W 72-68
F.28.04			"Albuquerque	L 60-72
J.31.05			"Albuquerque	L 71-88
F.26.05			"San Diego (CA)	L 61-78
M.11.05			"N-Denver (PCI) (SF)	L 67-77
J.25.06			"San Diego (CA)	W 75-69
F.25.06			"Albuquerque (d)	W 73-66
J.17.07			"San Diego (CA)	W 73-68
F.20.07			"Albuquerque	ot-W 81-74
J.12.08			"Albuquerque	W 72-67
F.13.08			"San Diego (CA)	L 63-73
J.21.09			"San Diego (CA)	W 81-76
F.21.09			"Albuquerque (d)	L 49-75
J.5.10	15		"San Diego (VA)	W 74-64
F.6.10	15		"Albuquerque (d) (:02.7)	ot-L 86-88
M.12.10	8		"N-Las Vegas (SF)	W 72-69
J.15.11	6		"Albuquerque (d)	W 87-77
F.16.11	6		"San Diego (VA)	W 68-62
J.18.12	16		"Albuquerque	W 75-70
F.15.12	13		"San Diego (VA)	L 67-77
M.10.12	18		"N-Las Vegas (CH) (d)	L 59-68
J.26.13	15		"San Diego (VA) (d)	W 55-34
F.27.13	14		"Albuquerque	L 60-70
M.15.13	15		"N-Las Vegas (SF)	L 50-60
F.22.14	6		"Albuquerque	L 44-58
M.8.14	10	21	"San Diego (VA) %	W 51-48

M.15.14	8	20	"N-Las Vegas (CH) (d)	L 58-64
J.6.15			"San Diego (VA)	W 56-42
F.17.15			"Albuquerque	W 63-46
F.6.16			"San Diego (VA) (d)	ot-W 78-71
M.1.16			"Albuquerque	W 83-56
J.1.17			"San Diego (VA) (d)	L 62-68
M.4.17			"Albuquerque	L 59-64
J.20.18			"Albuquerque	L 75-79
M.10.18			"N-Las Vegas (CH) (d)	W 82-75
J.15.19			"San Diego (VA)	W 97-77
F.5.19			"Albuquerque	L 70-83
J.29.20	4		"Albuquerque	W 85-57
F.11.20	4		"San Diego (VA) %	W 82-59
F.3.21			"N-Lubbock, Texas	NM forfeit, no contest
F.5.21			"N-Lubbock, Texas	

All-Time Series



MOUNTAIN WEST-RECORD 14-TIME CONFERENCE CHAMPIONS

Northern Arizona

Series: San Diego State leads, 5-3
Home: 3-2, Away: 1-1, Neutral: 1-0

Date	SD	NA	Location	Score
D.30.46		San Diego (AG)	L	32-36
D.12.52		San Diego (AG)	W	65-54
N.29.76		San Diego (PG)	W	89-65
J.9.78		Flagstaff	W	76-69
D.11.79		San Diego (SA)	L	90-94
D.11.80		Flagstaff	L	68-76
N.28.87		N-Fresno (SM)	W	78-73
N.28.09		San Diego (VA) (WW)	W	89-48

Northern Colorado

Series: San Diego State leads, 6-1
Home: 3-1, Away: 2-0, Neutral: 1-0

Date	SD	NC	Location	Score
D.22.60		San Diego (AG)	W	72-66
D.23.60		San Diego (AG)	W	68-67
D.15.62		Greeley	ot-W	74-73
D.11.71		San Diego (SA)	W	104-75
J.9.08		San Diego (CA)	L	56-62
D.3.08		Greeley	W	73-62
M.17.11	6	+N-Tucson (d) (2R)	W	68-50

Northern Illinois

Series: Northern Illinois leads, 3-2
Home: 0-2, Away: 2-1, Neutral: 0-0

Date	SD	NI	Location	Score
D.21.67		DeKalb	ot-W	72-69
J.24.69		San Diego (PG)	L	73-81
D.22.69		DeKalb	L	65-85
D.21.72		DeKalb	W	85-74
J.24.74		San Diego (SA)	ot-L	80-89

Northern Iowa

Series: tied, 1-1
Home: 0-1, Away: 0-0, Neutral: 1-0

Date	SD	NI	Location	Score
D.29.86		San Diego (SA)	L	66-68
N.16.01		N-Lubbock (RR) (SF) (so)	W	71-57

Northwestern

Series: San Diego State leads, 2-0
Home: 1-0, Away: 1-0, Neutral: 0-0

Date	SD	NU	Location	Score
N.24.95		San Diego (SA) (d) (so)	W	83-63
D.3.96		Evanston	ot-W	82-70

Ohio State

Series: San Diego State leads, 2-1
Home: 1-0, Away: 0-1, Neutral: 1-0

Date	SD	OS	Location	Score
D.22.95		Columbus	L	56-72
D.23.96		San Diego (SA)	W	81-75
N.24.03		N-Lahaina (MI-QF) (d)	W	83-61

Oklahoma

Series: Oklahoma leads, 3-1
Home: 0-1, Away: 0-1, Neutral: 1-1

Date	SD	OU	Location	Score
D.7.73		N-Omaha (CI) (so)	L	57-92
J.5.74		Norman	L	66-91
J.2.75		San Diego (SA)	ot-L	74-79
M.22.13		+N-Philadelphia (2R)	W	70-55

Oklahoma City

Series: San Diego State leads, 1-0
Home: 0-0, Away: 0-0, Neutral: 1-0

Date	SD	OC	Location	Score
D.9.83		N-Tulsa (FT)	W	68-58

Oklahoma State

Series: San Diego State leads, 2-1
Home: 2-0, Away: 0-1, Neutral: 0-0

Date	SD	OS	Location	Score
D.13.79		San Diego (SA)	W	104-100
D.12.99	17	A-Oklahoma City (d)	L	63-97
D.30.00		San Diego (CA)	W	87-66

Oral Roberts

Series: Oral Roberts leads, 3-1
Home: 1-1, Away: 0-2, Neutral: 0-0

Date	SD	OR	Location	Score
D.16.72		San Diego (SA)	L	75-87
D.13.73		Tulsa	L	78-95
D.27.83		San Diego (SA)	ot-W	85-75

D.4.85 Tulsa L 77-89

Oregon

Series: tied, 3-3
Home: 2-0, Away: 1-2, Neutral: 0-1

Date	SD	UO	Location	Score
D.17.77		N-Dayton (DI)	L	89-91
N.24.78		Eugene (so)	L	64-75
D.12.81		San Diego (SA)	W	87-74
D.11.82		Eugene	W	49-47
N.26.96		Eugene	L	66-91
D.2.97		San Diego (CA)	W	80-68

Oregon State

Series: Oregon State leads, 1-0
Home: 0-0, Away: 0-1, Neutral: 0-0

Date	SD	OS	Location	Score
D.17.71		Corvallis	L	90-96

Pacific

Series: San Diego State leads, 13-12
Home: 9-2, Away: 4-10, Neutral: 0-0

Date	SD	UP	Location	Score
J.11.47		*Stockton	L	34-37
J.20.47		*San Diego (AG)	L	52-65
J.12.48		*San Diego (AG)	W	60-43
F.28.48		*Stockton	L	45-53
J.15.49		*Stockton	W	50-43
J.21.49		*San Diego (AG)	W	47-43
F.8.71		Stockton	L	83-110
J.28.72		*Stockton	L	72-92
F.17.72		*San Diego (SA)	W	84-82
J.5.73		*Stockton	L	67-81
F.15.73		*San Diego (SA)	W	99-86
J.12.74		*Stockton	L	63-64
F.28.74		*San Diego (PG)	W	78-75
F.6.75		*Stockton	W	74-72
F.15.75		*San Diego (PG)	W	78-70
F.8.76		*Stockton (d)	L	64-70
F.12.76		*San Diego (PG)	L	62-68
M.7.76		*Stockton (CH)	W	76-64
J.20.77		*San Diego (PG)	ot-W	83-76
F.26.77		*Stockton	W	64-63
J.12.78		*Stockton	L	71-72
F.25.78		*San Diego (SA)	W	84-69
J.2.99		San Diego (CA)	W	68-63
J.8.00		Stockton	L	63-74
N.25.09		Stockton (WW)	L	63-71

Pennsylvania

Series: San Diego State leads, 1-0
Home: 1-0, Away: 0-0, Neutral: 0-0

Date	SD	PA	Location	Score
D.30.78		San Diego (SA) (CC)	W	110-86

Pepperdine

Series: Pepperdine leads, 36-18
Home: 13-14, Away: 5-22, Neutral: 0-0

Date	SD	P	Location	Score
J.15.43		San Diego (AG)	W	40-35
J.16.43		San Diego (HS)	L	25-31
F.26.43		Malibu	L	38-40
F.27.43		Malibu	L	45-48
D.10.43		Malibu	L	36-47
D.11.43		Malibu	L	33-48
J.14.44		San Diego (AG)	L	29-56
J.15.44		San Diego (HS)	L	36-61
F.9.45		Malibu	L	37-49
F.10.45		Malibu	L	28-46
F.23.45		San Diego (AG)	L	43-62
F.24.45		San Diego (AG)	L	30-53
D.15.45		Malibu	L	40-47
J.25.46		San Diego (AG)	L	40-44
J.3.47		San Diego (AG)	W	39-38
E.11.47		Malibu	L	43-60
J.31.48		Malibu	L	52-65
F.24.48		San Diego (AG)	L	64-66
J.18.49		San Diego (AG)	W	55-46
F.18.49		Malibu	L	42-51
F.10.50		*San Diego (AG)	W	47-40
F.28.50		*Malibu	W	55-64
D.26.50		Malibu (PI)	L	38-67
J.20.51		*Malibu	L	53-66
F.9.51		*San Diego (AG)	L	60-63
F.2.52		*San Diego (AG)	L	69-81
F.15.52		*Malibu	L	58-76
F.6.53		*San Diego (AG)	L	72-74

F.14.53		*Malibu	L	59-62
J.16.54		*Malibu	L	79-91
F.26.54		*San Diego (AG)	W	95-76
F.5.55		San Diego (AG)	W	79-75
F.19.55		Malibu	W	69-65
D.16.55		Malibu	W	90-62
F.24.56		San Diego (AG)	W	74-42
J.19.57		San Diego (AG)	W	70-62
J.26.57		Malibu	L	77-92
J.4.58		San Diego (AG)	L	68-84
F.15.58		Malibu	W	70-59
D.5.58		Malibu	L	69-71
J.3.59		San Diego (AG)	W	67-54
F.8.60		Malibu	W	74-71
E.13.60		San Diego (AG)	L	58-63
D.3.60		Malibu	L	60-77
J.21.61		San Diego (AG)	L	48-50
D.2.61		Malibu	ot-W	80-78
F.2.62		San Diego (PG)	L	58-64
D.4.62		Malibu	L	66-74
F.2.63		San Diego (PG)	W	55-51
N.30.63		Malibu (so)	L	65-79
D.10.63		San Diego (PG)	W	77-75
D.4.93		Malibu (d)	L	61-89
D.22.94		San Diego (PG)	W	61-58
D.6.20		San Diego (VA)	W	65-60

Pittsburgh

Series: San Diego State leads, 1-0
Home: 0-0, Away: 0-0, Neutral: 1-0

Date	SD	PI	Location	Score
N.25.14		N-Lahaina (MI-SF)	W	74-57

Point Loma Nazarene

(formerly Pasadena Nazarene)
Series: San Diego State leads, 9-5
Home: 8-1, Away: 1-4, Neutral: 0-0

Date	SD	PL	Location	Score
M.1.54		*Pasadena	L	87-90
D.11.54		San Diego (AG)	W	84-59
D.9.55		Pasadena	W	74-56
M.3.56		*San Diego (AG)	W	78-62
J.25.57		San Diego (AG)	L	71-76
D.3.57		Pasadena	L	72-98
F.10.59		San Diego (AG)	W	81-79
J.5.60		Pasadena	L	67-76
D.31.60		San Diego (AG)	W	75-71
J.20.62		San Diego (PG)	W	88-71
F.28.64		Pasadena	L	86-88
J.2.65		San Diego (PG)	W	97-66
D.3.05		San Diego (CA)	W	88-77
D.18.12	18	San Diego (VA)	W	76-49
D.6.20		San Diego (VA) (d)	W	65-60

Pomona-Pitzer

Series: San Diego State leads, 1-0
Home: 1-0, Away: 0-0, Neutral: 0-0

Date	SD	PP	Location	Score
D.31.09		San Diego (VA)	W	89-54

Portland

Series: Portland leads, 5-3
Home: 2-0, Away: 0-5, Neutral: 1-0

Date	SD	PS	Location	Score
D.16.54		Portland	L	85-94
J.6.55		San Diego (AG)	W	82-60
D.18.59		Portland (TR)	L	46-63
D.22.64		Portland	L	73-76
D.23.64		Portland	L	61-62
N.27.02		Portland	L	86-91
D.31.03		San Diego (CA) (d)	W	67-61
N.10.07		N-Fresno (WV)	W	78-64

Portland State

Series: San Diego State leads, 4-0
Home: 4-0, Away: 0-0, Neutral: 0-0

Date	SD	PS	Location	Score
M.10.67		**San Diego (SF-R) (PG)	W	101-73
D.15.72		San Diego (SA)	W	86-53
J.10.76		San Diego (PG)	W	110-80
J.5.79		San Diego (SA)	W	88-54

Prairie View

Series: San Diego State leads, 1-0
Home: 1-0, Away: 0-0, Neutral: 0-0

All-Time Series



MOUNTAIN WEST-RECORD 14-TIME CONFERENCE CHAMPIONS

D.22.21 N-Phoenix, Ariz. W 63-53

Sam Houston State

Series: San Diego State leads, 1-0

Home: 1-0, Away: 0-0, Neutral: 0-0

Date	SD	SH	Location	Score
D.28.07			San Diego (CA)	ot-W 79-78

San Diego

Series: San Diego State leads, 32-19

Home (Viejas Arena).....21-9 (8-3)

Away (Jenny Craig Pavilion).....11-8 (7-2)

Neutral.....0-2

SDSU as Top 25 Team.....4-0 (H: 3-0, A: 1-0)

vs. Top 25 USD Team.....0-0

Dutcher vs. USD.....2-1 (H: 0-1, A: 2-0)

Date	SD	U	Location	Score
------	----	---	----------	-------

D.8.62 H-Peterson Gym W 68-49

D.6.63 A-USD Sports Center W 70-69

J.22.65 H-Peterson Gym 2ot-L 85-89

D.16.65 A-USD Sports Center L 47-54

D.15.66 H-Peterson Gym ot-W 55-50

D.9.67 A-USD Sports Center W 69-59

F.20.69 H-Peterson Gym L 65-72

F.3.70 A-USD Sports Center W 70-67

J.26.71 H-Peterson Gym W 97-82

J.25.72 H-Sports Arena W 87-69

F.27.73 A-USD Sports Center L 67-78

F.25.75 A-USD Sports Center W 84-61

D.19.75 H-Peterson Gym W 78-62

D.8.76 A-USD Sports Center L 63-67

D.4.79 H-Sports Arena ot-W 67-58

D.2.80 H-Sports Arena W 60-52

D.10.81 H-Sports Arena W 41-36

D.9.82 H-Sports Arena W 47-45

J.5.84 H-Sports Arena W 61-47

D.6.84 H-Sports Arena W 57-53

D.14.85 H-Sports Arena L 64-81

D.11.86 H-Sports Arena L 67-83

D.19.87 H-Sports Arena L 53-76

D.6.89 H-Sports Arena W 85-75

N.27.90 H-Sports Arena L 74-75

N.22.91 A-Sports Arena (so) L 57-60

D.1.92 N-Sports Arena (so) L 60-85

D.2.95 A-USD Sports Center (d) L 65-69

D.8.96 H-Sports Arena W 87-70

D.19.98 H-Cox Arena (:02) L 51-52

D.4.99 A-USD Sports Center L 45-73

D.9.00 H-Cox Arena L 52-55

D.5.01 A-Jenny Craig Pavilion L 67-72

J.8.03 H-Cox Arena W 78-72

D.3.03 A-Jenny Craig Pavilion W 66-63

D.1.04 H-Cox Arena W 83-63

N.30.05 A-Jenny Craig Pavilion L 80-90

N.29.06 H-Cox Arena W 79-76

N.19.07 A-Jenny Craig Pavilion W 69-64

D.6.08 H-Cox Arena W 57-46

D.2.09 A-Jenny Craig Pavilion ot-W 69-62

D.11.10 14 H-Viejas Arena W 77-49

D.7.11 A-Jenny Craig Pavilion W 74-62

D.15.12 18 H-Viejas Arena W 72-56

D.5.13 24 A-Jenny Craig Pavilion W 65-64

D.4.14 13 H-Viejas Arena W 57-48

D.6.15 N-Petco Park (d) L 48-53

N.11.16 H-Viejas Arena W 69-59

N.30.17 A-Jenny Craig Pavilion W 66-57

D.5.18 H-Viejas Arena L 61-73

N.20.19 A-Jenny Craig Pavilion W 66-49

San Diego Christian

Series: San Diego State leads, 9-0

Home: 9-0, Away: 0-0, Neutral: 0-0

Date	SD	C	Location	Score
------	----	---	----------	-------

N.26.10 18 San Diego (VA) W 88-69

J.5.12 24 San Diego (VA) W 83-52

N.13.12 25 San Diego (VA) W 91-57

N.20.13 San Diego (VA) W 93-41

D.27.14 San Diego (VA) W 72-50

N.18.15 San Diego (VA) W 71-61

N.16.16 San Diego (VA) W 81-58

N.10.17 San Diego (VA) (so) W 91-52

D.18.19 20 San Diego (VA) W 92-48

San Francisco

Series: San Diego State leads, 4-2

Home: 0-1, Away: 1-1, Neutral: 3-0

Date	SD	SF	Location	Score
------	----	----	----------	-------

D.29.54 San Francisco L 56-70

D.5.78 17 San Francisco W 77-75

D.22.79 San Diego (SA) L 77-91

D.21.10 7 N-Las Vegas (LH) W 62-56

D.22.12 18 N-Honolulu (d), (DH-QF) W 80-58

D.25.16 N-Honolulu (d), (DH-CH) W 62-48

San Francisco State

Series: San Diego State leads, 4-2

Home: 4-0, Away: 0-2, Neutral: 0-0

Date	SD	SF	Location	Score
------	----	----	----------	-------

D.5.59 San Diego (AG) W 63-56

D.21.59 San Francisco L 59-66

D.28.62 San Diego (PG) W 73-63

D.18.64 San Francisco L 72-74

D.27.69 San Diego (PG) W 73-59

N.26.82 San Diego (PG) (so) W 75-58

San Jose State

Series: San Diego State leads, 45-35

Home (Viejas Arena).....31-8 (11-0)

Away (Event Center).....13-26 (6-4)

Neutral (Thomas & Mack Center).....1-1 (0-0)

SDSU as Top 25 Team.....2-0 (H: 1-0, A: 1-0)

vs. Top 25 SJSU Team.....0-0

MWC Era.....San Diego State leads, 15-1

Dutcher vs. San Jose State.....9-0 (H: 6-0, A: 3-0)

Date	SD	SJ	Location	Score
------	----	----	----------	-------

D.22.36 San Jose L 32-34

D.23.36 San Jose W 37-35

M.3.39 San Diego W 38-33

M.4.39 San Diego W 57-28

M.1.40 *San Jose L 27-46

M.2.40 *San Jose L 18-31

J.20.41 *San Diego L 27-44

J.21.41 *San Diego W 50-39

F.24.41 *San Jose L 48-53

F.25.41 *San Jose L 37-41

M.2.42 *San Diego W 35-33

M.3.42 *San Diego W 40-34

M.4.42 *San Diego L 45-46

M.5.42 *San Diego W 66-47

J.11.46 San Jose W 40-32

J.12.46 San Jose L 40-51

F.22.46 San Diego W 54-42

F.23.46 San Diego W 47-35

J.13.47 *San Jose L 25-48

F.17.47 *San Diego W 42-39

F.9.48 *San Diego L 39-55

M.1.48 *San Jose L 49-61

J.7.49 *San Diego 2ot-L 52-55

F.5.49 *San Jose L 55-65

J.13.50 *San Diego L 52-60

F.17.50 *San Jose L 48-59

F.23.51 San Jose L 37-68

F.24.51 San Jose L 46-50

F.29.52 San Diego L 53-64

M.1.52 San Diego W 61-60

F.27.53 San Jose L 54-66

F.28.53 San Jose L 61-77

J.28.55 *San Jose L 46-59

D.19.55 San Diego W 57-50

F.1.58 San Jose L 60-63

D.12.58 San Diego (PO) W 63-50

J.31.59 San Jose L 39-48

J.30.60 San Jose L 52-57

J.31.70 *San Diego (PG) W 85-74

F.14.70 *San Jose W 85-74

J.29.71 *San Jose W 102-83

F.12.71 *San Diego (PG) W 115-102

J.29.72 *San Jose ot-L 63-65

F.19.72 *San Diego (PG) W 80-73

J.6.73 *San Jose L 50-52

F.17.73 *San Diego (PG) W 76-73

J.10.74 *San Jose L 69-81

M.2.74 *San Diego (PG) W 73-71

F.8.75 *San Jose L 73-77

F.13.75 *San Diego (PG) W 95-77

F.5.76 *San Jose W 73-71

F.14.76 *San Diego (PG) L 74-82

M.6.76 N-Stockton (SF) (PC) W 67-64

J.22.77 *San Diego (PG) W 88-80

F.24.77 *San Jose W 73-64

M.5.77 N-Anaheim (SF) (PC) L 74-75

J.14.78 *San Jose W 68-66

F.23.78 *San Diego (SA) W 81-77

F.1.97 *San Jose L 72-76

F.27.97 *San Diego (SA) L 63-65

J.29.98 *San Diego (CA) W 88-75

F.28.98 *San Jose L 66-74

J.30.99 *San Jose (d) L 57-82

F.27.99 *San Diego (CA) W 75-72

J.22.14 7 *San Jose W 75-50

F.25.14 13 *San Diego (VA) W 90-64

F.21.15 *San Jose W 74-56

J.6.16 *San Diego (VA) W 77-62

F.21.16 *San Jose (d) W 78-56

J.10.17 *San Diego (VA) W 76-61

F.7.17 *San Jose L 71-76

J.9.18 *San Diego (VA) W 85-49

F.24.18 *San Jose W 71-59

F.2.19 *San Jose W 67-56

M.2.19 *San Diego (VA) W 84-56

D.8.19 *San Diego (d) (VA) (:00.9) W 59-57

F.8.20 *San Diego (VA) W 85-54

F.10.20 *San Diego (VA) W 77-55

F.9.22 *San Jose W 72-62

F.25.22 *San Diego (VA) W 77-52

Santa Clara

Series: San Diego State leads, 1-0

Home: 1-0, Away: 0-0, Neutral: 0-0

Date	SD	SC	Location	Score
------	----	----	----------	-------

N.19.09 San Diego (VA) (WW) W 86-53

Savannah State

Series: San Diego State leads, 1-0

Home: 1-0, Away: 0-0, Neutral: 0-0

Date	SD	SS	Location	Score
------	----	----	----------	-------

N.28.16 San Diego (VA) W 100-67

Seattle

Series: San Diego State leads, 4-0

Home: 2-0, Away: 1-0, Neutral: 1-0

Date	SD	SU	Location	Score
------	----	----	----------	-------

D.29.51 San Diego W 54-49

D.17.54 Seattle W 91-72

J.9.71 San Diego (PG) W 100-85

N.28.08 N-Anchorage (GA-SF) (d) W 75-56

Seattle Pacific

Series: San Diego State leads, 1-0

Home: 0-0, Away: 0-0, Neutral: 1-0

Date	SD	SP	Location	Score
------	----	----	----------	-------

N.12.06 N-Moraga (SI) W 76-73

SMU

Series: SMU leads, 2-0

Home: 0-1, Away: 0-1, Neutral: 0-0

Date	SD	SM	Location	Score
------	----	----	----------	-------

J.15.98 *San Diego (CA) L 78-80

F.12.98 *Dallas ot-L 81-88

South Carolina

Series: South Carolina leads, 1-0

Home: 0-1, Away: 0-0, Neutral: 0-0

Date	SD	SC	Location	Score
------	----	----	----------	-------

All-Time Series



MOUNTAIN WEST-RECORD 14-TIME CONFERENCE CHAMPIONS

Tennessee State
 Series: San Diego State leads, 1-0
 Home: 1-0, Away: 0-0, Neutral: 0-0

Date	SD	TS	Location	Score
N.25.19			San Diego (VA)	W 62-49

Texas
 Series: San Diego State leads, 2-1
 Home: 1-0, Away: 1-1, Neutral: 0-0

Date	SD	UT	Location	Score
D.20.83			Austin	W 91-77
D.22.84			San Diego (SA)	W 71-65
D.7.91			Austin (LC)	L 58-85

Texas A&M-Corpus Christi
 Series: San Diego State leads, 2-0
 Home: 1-0, Away: 1-0, Neutral: 0-0

Date	SD	CC	Location	Score
J.4.01			San Diego (CA)	W 84-70
J.8.02			Corpus Christi	W 82-79

Texas-El Paso
 Series: Texas El-Paso leads, 32-13
 Home: 9-11, Away: 4-19, Neutral: 0-2

Date	SD	EP	Location	Score
D.22.47			El Paso	W 60-57
D.29.76			San Diego (SA) (CC)	W 76-58
J.27.79			*San Diego (SA)	W 62-61
F.23.79			*El Paso	L 66-79
J.17.80			*El Paso	L 68-73
F.16.80			*San Diego (SA)	L 88-94
J.31.81			*El Paso	L 66-81
M.5.81			*San Diego (SA)	L 70-72
J.16.82			*San Diego (SA)	W 65-61
F.18.82			*El Paso	ot-L 60-62
F.5.83			*El Paso (d)	L 50-52
M.3.83			*San Diego (SA)	L 66-68
J.12.84	8		*El Paso	L 59-75
F.9.84	7		*El Paso (SA)	W 73-62
J.19.85			*El Paso	L 81-87
F.14.85			*San Diego (SA)	W 76-63
M.9.85			*El Paso (CH)	W 87-81
J.18.86	17		*San Diego (SA)	W 67-66
F.27.86			*El Paso	L 64-91
M.7.86			*N-Laramie (SF)	L 76-78
J.5.87			*San Diego (SA)	L 58-77
F.13.87			*El Paso	L 73-79
M.5.87			*N-Albuquerque (QF)	L 65-85
J.16.88			*San Diego (SA)	L 53-75
F.13.88			*El Paso	L 61-68
J.19.89			*San Diego (SA)	L 65-76
M.4.89			*El Paso	L 69-93
J.20.90			*San Diego (SA)	L 63-71
F.22.90			*El Paso	L 55-70
J.19.91			*San Diego (SA)	W 58-55
J.29.91			*El Paso	L 67-73
J.18.92	23		*El Paso	L 58-72
J.23.92	19		*San Diego (SA)	L 54-77
J.15.93			*San Diego (PG)	L 54-76
F.18.93			*El Paso	L 60-77
J.15.94			*El Paso	L 64-83
F.19.94			*San Diego (PG)	W 100-85
J.7.95			*San Diego (PG)	L 61-83
F.23.95			*El Paso	ot-L 71-73
J.10.96			*El Paso	ot-W 72-71
F.24.96			*San Diego (SA)	W 72-69
J.4.97			*San Diego (SA)	W 74-70
J.23.97			*El Paso	L 68-84
J.9.99			*El Paso	L 66-82
F.6.99			*San Diego (CA)	L 65-71

Texas Southern
 Series: San Diego State leads, 4-0
 Home: 3-0, Away: 0-0, Neutral: 1-0

Date	SD	TS	Location	Score
D.6.91			N-Austin (TL)	W 79-64
D.3.12			San Diego (VA)	W 74-62
N.14.18			San Diego (VA)	W 103-64
N.5.19			San Diego (VA) (so)	W 77-42

Texas State
 (formerly Southwest Texas)
 Series: San Diego State leads, 2-1
 Home: 1-0, Away: 0-1, Neutral: 1-0

Date	SD	TS	Location	Score
D.22.89			N-Birmingham, Ala. (AB)	W 67-53
D.10.96			San Marcos	ot-L 77-81

N.26.97 San Diego (CA) W 79-57

Texas Tech
 Series: Texas Tech leads, 6-2
 Home: 2-1, Away: 0-5, Neutral: 0-0

Date	SD	TT	Location	Score
D.1.70			Lubbock (so)	L 86-93
D.28.87			San Diego (SA) (HBC)	W 72-63
D.5.88			Lubbock	L 43-58
D.4.89			San Diego (SA)	W 51-50
N.17.01			Lubbock (RR-CH)	L 71-81
J.6.03	23		San Diego (CA)	L 63-75
M.21.03			~Lubbock (2R)	L 48-57
D.13.04			Lubbock (d)	L 68-78

Toledo
 Series: Toledo leads, 2-1
 Home: 1-0, Away: 0-2, Neutral: 0-0

Date	SD	TO	Location	Score
D.18.61			Toledo	L 70-78
D.19.77			Toledo	L 66-75
D.9.78			San Diego (SA)	W 65-57

Troy
 (formerly Troy State)
 Series: Troy leads, 1-0
 Home: 0-1, Away: 0-0, Neutral: 0-0

Date	SD	TR	Location	Score
N.30.03			San Diego (CA)	L 84-93

Tulsa
 Series: Tulsa leads, 6-2
 Home: 0-1, Away: 1-4, Neutral: 1-1

Date	SD	TU	Location	Score
D.18.52			Tulsa	L 40-57
D.19.66			Tulsa	W 59-57
D.21.70			Tulsa	L 87-113
D.10.83			Tulsa (FT)	L 80-91
D.5.87			N-Tempe (KK)	L 59-67
J.3.98			*Tulsa (d)	L 57-77
F.19.98			*San Diego (CA)	L 60-65
D.23.16			N-Honolulu (d) (DH-SF)	W 82-63

UC Davis
 Series: San Diego State leads, 3-0
 Home: 3-0, Away: 0-0, Neutral: 0-0

Date	SD	D	Location	Score
D.20.63			San Diego	W 76-47
M.8.68			San Diego	W 79-72
N.13.11			San Diego (VA) (BT) (d)	W 89-74

UC Irvine
 Series: San Diego State leads, 11-7
 Home: 7-3, Away: 4-4, Neutral: 0-0

Date	SD	I	Location	Score
M.8.68			*San Diego (SR)	L 69-78
E.25.69			Irvine	L 56-89
D.13.69			San Diego (PG)	W 80-68
F.6.71			Irvine	W 71-67
D.22.71			Irvine (UC)	L 77-83
F.15.72			San Diego (SA)	W 109-95
J.19.78			*San Diego (SA)	W 90-65
F.18.78			*Irvine	W 48-42
M.12.82			~San Diego (SA)	L 69-70
D.3.83			San Diego (SA)	L 76-79
N.29.84			Irvine (so)	W 86-77
D.2.88			San Diego (SA)	W 102-88
D.16.89			Irvine	L 62-75
D.15.90			San Diego (PG)	W 87-73
N.30.91			Irvine	L 64-79
N.22.96			San Diego (SA) (so)	W 100-88
D.13.97			Irvine	W 69-66
N.27.20			San Diego (VA) (d)	W 77-58

UCLA
 Series: UCLA leads, 16-7
 Home: 6-5, Away: 0-10, Neutral: 1-1

Date	SD	LA	Location	Score
J.6.22			Los Angeles	L 20-39
D.27.24			Los Angeles	L 33-53
D.19.25			*San Diego (so)	L 17-32
J.14.27			*Los Angeles	L 9-29
J.15.27			*Los Angeles	L 19-28
J.4.35			San Diego	ot-L 28-31
J.5.35			San Diego	L 25-34
D.9.38			San Diego	W 52-39
D.10.38			San Diego	W 56-43

D.1.39			San Diego (so)	W 46-24
D.2.39			San Diego	L 28-31
D.6.40			San Diego (so)	W 33-28
D.7.40			San Diego	W 34-31
D.9.49			Los Angeles	L 36-65
J.30.52			Los Angeles	L 48-77
D.15.75	5		Los Angeles	L 86-101
M.13.76	6		+N-Eugene, Ore. (1R)	L 64-74
N.26.76	4		Los Angeles (so)	L 64-74
D.16.78	5		Los Angeles	L 73-97
D.29.90	10		Los Angeles	L 74-94
D.14.91	3		San Diego (SA)	L 64-84
D.1.12	23		N-Anaheim (WC)	W 78-69
N.25.21	22		San Diego (VA) (so)	W 73-58

UC Riverside
 Series: San Diego State leads, 12-0
 Home: 12-0, Away: 0-0, Neutral: 0-0

Date	SD	UC	Location	Score
M.3.67			San Diego	W 90-68
N.30.89			San Diego (SA)	W 67-61
D.28.92			San Diego (PG)	W 63-52
D.17.94			San Diego (PG)	W 65-62
N.24.99			San Diego (CA) (so)	W 73-57
N.21.06			San Diego (CA)	W 79-45
D.4.07			San Diego (CA)	W 59-46
D.29.09			San Diego (VA)	W 58-53
D.19.11			San Diego (VA)	W 80-55
N.8.13			San Diego (VA)	W 77-41
D.22.14			San Diego (VA)	W 61-33
N.9.21			San Diego (VA) (so)	W 66-53

UC San Diego
 Series: San Diego State leads, 12-0
 Home: 12-0, Away: 0-0, Neutral: 0-0

Date	SD	UC	Location	Score
D.5.69			H-Sports Arena (AI)	W 70-65
N.30.81			H-Peterson Gym	W 105-70
N.18.00			H-Cox Arena (so)	W 80-48
N.27.01			H-Cox Arena	W 98-53
D.2.02			H-Cox Arena	W 87-57
D.6.03			H-Cox Arena	W 76-51
N.27.04			H-Cox Arena	W 86-51
N.15.06			H-Cox Arena	W 84-48
N.17.07			H-Cox Arena	W 76-60
N.15.08			H-Cox Arena (so) (d)	W 59-40
N.14.09			H-Viejas Arena (so) (d)	W 77-52
D.22.21			H-Viejas Arena	W 78-57

UC Santa Barbara
 Series: San Diego State leads, 59-34
 Home: 34-14, Away: 24-20, Neutral: 1-0

Date	SD	SB	Location	Score
F.9.34			*San Diego	W 40-21
F.10.34			*San Diego	W 49-25
F.22.35			*Santa Barbara	W 37-23
E.23.35			*Santa Barbara	W 44-27
J.17.36			*San Diego	W 38-35
J.18.36			*San Diego	W 26-22
F.12.37			*San Diego	W 50-31
F.13.37			*San Diego	W 49-33
F.18.38			San Diego	W 41-30
F.19.38			San Diego	W 57-36
J.13.39			Santa Barbara	W 37-35
J.14.39			Santa Barbara	W 47-42
F.16.40			*San Diego	W 62-41
F.17.40			*San Diego	L 34-35
F.7.41			*San Diego	W 56-48
F.8.41			*San Diego	W 37-20
F.21.41			*Santa Barbara	W 60-40
F.22.41			*Santa Barbara	L 34-49
J.16.42			*Santa Barbara	W 39-29
J.17.42			*Santa Barbara	L 29-32
F.13.42			*San Diego	W 34-33
E.14.42			*San Diego	L 18-28
D.8.44			Santa Barbara	W 41-35
D.9.44			Santa Barbara	W 74-40
F.21.47			*San Diego	W 52-43
F.22.47			*San Diego	L 32-42
F.28.47			*Santa Barbara	L 28-59
F.13.48			*San Diego	W 51-37
E.20.48			*Santa Barbara	L 49-60
J.28.49			*San Diego	W 46-31
F.12.49			*Santa Barbara	L 55-63
F.3.50			*Santa Barbara	L 48-51
F.24.50			*San Diego	W 58-56
J.6.51			*Santa Barbara	L 40-42

M.2.51			*San Diego	L 45-55
F.19.52			*San Diego	W 71-58
F.22.52			*Santa Barbara	W 59-39
J.10.53			*Santa Barbara	W 54-42
F.20.53			*San Diego	W 55-49
F.19.54			*Santa Barbara	W 72-70
F.27.54			*San Diego	W 91-74
J.14.55			*San Diego	W 59-57
F.26.55			*Santa Barbara	L 64-89
J.4.57			*Santa Barbara	L 64-83
F.23.57			*San Diego	W 82-69
F.22.58			*Santa Barbara	W 83-58
M.1.58			*San Diego	W 50-42
F.9.59			*San Diego	W 66-41
F.13.59			*Santa Barbara	W 76-63
J.16.60			*Santa Barbara	L 63-69
F.20.60			*San Diego	L 52-66
J.28.61			*San Diego	L 62-65
F.25.61			*Santa Barbara	L 57-70
J.27.62			*Santa Barbara	L 55-59
F.24.62			*San Diego	L 75-77
J.26.63			*Santa Barbara	L 60-71
F.23.63			*San Diego	L 66-71
F.1.69				

All-Time Series



MOUNTAIN WEST-RECORD 14-TIME CONFERENCE CHAMPIONS

M.6.86	^N-Laramie (QF)	W	73-71
J.17.87	*Salt Lake City (d)	L	65-93
F.28.87	*San Diego (SA)	W	75-62
J.7.88	*Salt Lake City	L	56-83
F.20.88	*San Diego (SA) (d)	L	48-50
J.14.89	*Salt Lake City	L	61-80
F.11.89	*San Diego (SA) (d)	L	77-80
M.9.89	^Salt Lake City (1R)	L	57-70
J.4.90	*San Diego (SA)	W	67-60
F.3.90	*Salt Lake City (d)	L	49-61
J.5.91	*San Diego (SA)	L	62-68
F.9.91	17 *Salt Lake City	L	60-67
M.7.91	8 ^N-Laramie (QF)	L	56-67
F.8.92	*San Diego (SA)	L	53-72
E.27.92	*Salt Lake City	L	70-84
J.23.93	22 *Salt Lake City	L	53-78
F.11.93	16 *San Diego (PG)	L	77-88
M.11.93	15 ^N-Salt Lake City (DC) (QF)	L	64-85
J.22.94	*San Diego (PG)	W	76-73
F.12.94	*Salt Lake City	L	62-77
J.14.95	*Salt Lake City	L	56-67
F.16.95	*San Diego (PG)	L	51-61
M.9.95	22 ^N-Albuquerque (QF)	L	63-72
J.15.96	15 *San Diego (SA)	L	59-67
F.17.96	7 *Salt Lake City	L	74-88
J.16.99	*San Diego (CA)	L	53-79
F.11.99	14 *Salt Lake City	L	38-86
J.10.00	*San Diego (CA)	L	55-70
F.10.00	21 *Salt Lake City	L	65-83
J.15.01	*Salt Lake City	L	39-58
F.10.01	*San Diego (CA)	L	63-76
J.14.02	*Salt Lake City	L	70-76
F.09.02	*San Diego (CA) (d)	L	53-70
J.18.03	*San Diego (CA) (d)	W	58-56
F.15.03	*Salt Lake City	L	62-76
F.7.04	*Salt Lake City	L	61-65
M.6.04	*San Diego (CA) (d)	L	53-66
M.11.04	^N-Denver (QF) (d)	L	69-75
F.5.05	21 *San Diego (CA)	L	41-61
M.5.05	16 *Salt Lake City	L	60-72
J.11.06	*Salt Lake City	W	72-67
F.11.06	*San Diego (CA) (d)	L	65-67
J.27.07	*San Diego (CA) (d)	W	63-53
F.27.07	*Salt Lake City	L	68-74
J.16.08	*Salt Lake City	ot-W	64-56
F.16.08	*Salt Lake City (d)	L	66-72
J.10.09	*San Diego (CA) (d)	W	72-63
F.11.09	*Salt Lake City	L	55-67
M.14.09	^N-Las Vegas (CH) (d)	L	50-52
J.19.10	*Salt Lake City	W	70-68
F.20.10	*San Diego (VA)	W	68-61
J.8.11	6 *Salt Lake City	W	71-62
F.8.11	6 *San Diego (VA)	W	85-53
M.10.11	7 ^N-Las Vegas (QF)	W	64-50
N.18.14	16 25 San Diego (VA) (d)	W	53-49
N.16.15	16 Salt Lake City	L	76-81
D.21.19	20 N-Staples Center (HOF)	W	80-52

Utah State

Series: San Diego State leads, 15-9

Home (Viejas Arena)	8-1 (8-1)
Away (Dee Glen Smith Spectrum)	4-5 (4-4)
Neutral (Thomas & Mack Center)	3-3 (3-2)

SDSU as Top 25 Team..... 6-1 (H: 2-0, A: 2-0, N: 2-1)

vs. Top 25 Utah State Team..... 0-0

MWC Era..... San Diego State leads, 15-6

Dutcher vs. Utah State..... 6-6 (H: 4-0, A: 1-4, N: 1-2)

Date	SD	US	Location	Score
D.17.62	Logan	L	57-101	
D.6.97	N-Salt Lake City (DC)	L	61-64	
N.24.98	San Diego (CA)	L	60-63	
J.25.14	7 *Logan	ot-W	74-69	
F.18.14	6 *San Diego (VA)	W	60-45	
M.13.14	8 ^N-Las Vegas (QF) (d)	W	73-39	
J.31.15	*San Diego (VA)	W	62-42	
J.2.16	*Logan	W	70-67	
J.23.16	*San Diego (VA) (d)	W	70-55	
M.10.16	^N-Las Vegas (QF) (d)	W	71-65	
J.14.17	*San Diego (VA)	W	74-55	
F.15.17	*Logan	W	66-62	
D.30.17	*San Diego (VA)	W	79-59	
F.9.19	*San Diego (VA)	W	68-63	
F.26.19	*Logan	L	54-70	
M.16.19	^N-Las Vegas (CH) (d)	L	57-64	
J.4.20	13 *Logan	W	77-68	
F.1.20	4 *San Diego (VA)	W	80-68	
M.7.20	5 ^N-Las Vegas (CH) (d)	L	56-59	

J.14.21	*Logan	L	45-57
J.16.21	*Logan (d)	L	59-64
M.19.21	19 ^N-Las Vegas (CH) (d)	W	68-57
J.26.22	*Logan	L	57-75
F.15.22	*San Diego (VA)	W	75-56

Vanguard

(formerly Southern California College)

Series: San Diego State leads, 4-0

Date	SD	V	Location	Score
N.28.94	San Diego (PG)	(so)	W	76-54
D.20.96	San Diego (SA)	W	98-81	
D.19.97	San Diego (CA)	W	74-64	
D.2.98	San Diego (CA)	W	103-49	

Vermont

Series: San Diego State leads, 1-0

Date	SD	V	Location	Score
D.31.88	San Diego (SA)	W	83-76	

Villanova

Series: Villanova leads, 3-0

Date	SD	V	Location	Score
D.30.82	San Diego (SA) (16)	(CC)	L	57-63
N.24.89	N-Lahaina (d)	(MC-QF)	L	58-66
D.28.89	San Diego (SA) (TS)	L	52-57	

Virginia

Series: Virginia leads, 1-0

Date	SD	VA	Location	Score
D.30.83	San Diego (SA) (CC)	L	65-81	

Washington

Series: Washington leads, 3-2

Date	SD	W	Location	Score
D.27.03	San Diego (CA)	L	81-92	
D.7.04	16 Seattle	L	69-98	
D.8.13	24 San Diego (VA) (d)	W	70-63	
D.7.14	13 Seattle	L	36-49	
M.21.16	-San Diego (2R) (VA)	W	93-78	

Washington State

Series: Washington State leads, 6-0

Date	SD	WS	Location	Score
D.2.74	San Diego (SA) (so)	L	67-76	
N.28.75	Pullman (so)	L	81-86	
D.19.92	San Diego (PG) (TS)	L	51-73	
D.10.05	San Diego (SL) (CA)	L	49-60	
D.21.06	Seattle	L	54-64	
N.26.17	N-Fullerton (WL)	L	86-93	

Weber State

Series: San Diego State leads, 1-0

Date	SD	W	Location	Score
M.17.09	-San Diego (1R) (CA)	W	65-49	

West Virginia

Series: West Virginia leads, 1-0

Date	SD	WM	Location	Score
N.27.15	N-Las Vegas (LI-CH)	L	50-72	

Western Carolina

Series: San Diego State leads, 1-0

Date	SD	WC	Location	Score
N.27.08	N-Anchorage (GA-QF) (:11.2)	W	59-58	

Western Michigan

Series: tied, 2-2

Date	SD	WM	Location	Score
D.20.61	Kalamazoo	L	60-81	
D.23.74	San Diego (PG)	W	60-58	
D.2.06	Kalamazoo (d)	L	73-84	
D.1.07	San Diego (CA)	W	72-61	

Westmont

Series: San Diego State leads, 3-0

Date	SD	W	Location	Score
D.10.92	San Diego (PG)	W	106-91	
D.2.93	San Diego (PG)	W	104-80	
D.16.95	San Diego (SA)	W	79-78	

Wheaton

Series: San Diego State leads, 1-0

Date	SD	W	Location	Score
D.13.71	San Diego (SA)	W	100-88	

Wichita State

Series: Wichita State leads, 5-1

Date	SD	W	Location	Score
D.19.51	San Diego	L	59-74	
D.20.51	San Diego	L	63-72	
D.23.52	Wichita	L	56-78	
D.20.66	Wichita	L	54-68	
D.4.76	N-Tempe (SD)	L	62-75	
D.4.10	17 San Diego (VA)	W	83-69	

Wisconsin-Parkside

Series: San Diego State leads, 1-0

Date	SD	W	Location	Score
D.1.78	San Diego (SA)	W	79-61	

Wyoming

Series: San Diego State leads, 48-41

Home	Away	Neutral
(Viejas Arena)	(Arenas-Auditorium)	(Thomas & Mack Center)
30-11 (17-5)	12-27 (12-23)	6-3 (3-1)
SDSU as Top 25 Team..... 7-2 (H: 3-0, A: 3-2, N: 1-0)		
vs. Top 25 Wyoming Team..... 1-2 (A: 1-1, N: 0-1)		
MWC Era..... San Diego State leads, 30-17		
Dutcher vs. Wyoming..... 8-1 (H: 5-0, A: 2-1, N: 1-0)		

Date	SD	W	Location	Score
J.12.79	*Laramie	L	71-78	
F.10.79	*San Diego (SA) (d)	W	79-71	
J.5.80	*San Diego (SA)	W	65-57	
J.31.80	*Laramie	L	58-79	
J.2.81	*San Diego (SA)	L	51-69	
F.7.81	*Laramie (d)	L	57-102	
J.21.82	*Laramie	L	64-77	
M.6.82	*San Diego (SA)	ot-L	64-66	
J.29.83	*San Diego (SA)	W	64-57	
F.24.83	*Laramie	L	56-66	
F.6.84	*Laramie	ot-L	73-83	
M.1.84	*San Diego (SA)	L	64-65	
J.3.85	*Laramie	W	60-57	
F.9.85	*San Diego (SA)	W	79-70	
F.27.86	*San Diego (SA)	W	88-82	
F.13.86	*Laramie	L	71-89	
J.22.87	*San Diego (SA)	L	70-79	
F.19.87	*Laramie	L	73-85	
J.28.88	*San Diego (SA)	L	56-57	
F.18.88	16 *Laramie (d)	L	59-85	
M.10.88	14 ^N-Pravo (QF)	L	76-83	
J.30.89	*San Diego (SA)	W	69-61	
F.18.89	*Laramie	L	67-71	
J.11.90	*Laramie	L	60-76	
J.30.90	*San Diego (SA)	W	68-59	
F.3.91	*San Diego (PG)	2ot-W	87-84	
F.23.91	*Laramie	W	95-83	
J.9.92	*San Diego (SA)	L	72-85	
F.13.92	*Laramie	L	66-92	
J.7.93	*Laramie	L	54-77	
F.25.93	*San Diego (PG)	W	64-62	
M.10.93	^N-Salt Lake City (1R)	W	59-57	
J.10.94	*San Diego (PG)	W	73-71	
F.26.94	*Laramie (d)	L	70-85	
M.9.94	^N-Salt Lake City (1R)	W	54-51	
J.2.95	*Laramie	L	56-64	
M.2.95	*San Diego (PG)	W	52-51	
J.4.96	*San Diego (SA)	W	80-77	
M.2.96	*Laramie (:15) (d)	L	68-69	
J.16.97	*San Diego (SA)	W	82-75	
F.15.97	*Laramie (d)	L	50-67	
M.3.98	^N-Las Vegas (1R)	ot-W	60-57	
J.29.00	*Laramie	L	87-93	
F.19.00	*San Diego (CA) (d)	L	57-71	
F.3.01	*Laramie (d)	L	66-101	
M.1.01	*San Diego (CA)	L	62-69	

Date	SD	X	Location	Score
M.8.01	^N-Las Vegas (QF)	L	58-73	
J.21.02	*San Diego (CA)	ot-L	85-88	
F.18.02	*Laramie	W	68-64	
M.8.02	^N-Las Vegas (SF)	W	70-69	
F.3.03	*San Diego (SA)	W	80-70	
M.1.03	*Laramie (d)	W	86-73	
F.21.04	*Laramie	L	71-79	
J.22.05	*San Diego (CA)	ot-L	81-88	
F.21.05	*Laramie	L	65-69	
J.28.06	*Laramie (d) (:00.3)	ot-W	78-77	
M.1.06	*San Diego (CA)	W	91-72	
M.11.06	^N-Denver (CH)	ot-W	69-64	
J.3.07	*San Diego (CA) (:04.9)	L	65-66	
F.17.07	*Laramie (d)	L	71-80	
J.19.08	*San Diego (CA)	W	70-43	
F.19.08	*Laramie	W	79-68	
J.14.09	*Laramie	L	79-83	
F.14.09	*San Diego (CA)	W	71-60	
J.9.10	*Laramie (d) (:04.9)	L	83-85	
F.10.10	*San Diego (VA)	W	88-57	
J.29.11	4 *San Diego (VA)	W	96-57	
M.1.11	9 *Laramie	W	85-58	
J.24.12	13 *Laramie	W	52-42	
F.22.12	24 *San Diego (VA)	ot-W	67-58	
J.19.13	15 *Laramie	L	45-58	
F.19.13	*San Diego (VA)	W	79-51	
F.1.14	5 *Laramie	L	62-68	
J.14.15	25 *Laramie	W	60-52	
F.11.15	*San Diego (VA)	W	67-41	
M.14.15	^N-Las Vegas (CH) (d)	L	43-45	
D.30.15	*San Diego (VA)	W	67-55	
F.24.16	*Laramie	W	73-61	
J.31.17	*San Diego (VA)	W	77-68	
D.27.17	*Laramie	L	69-82	
F.14.18	*San Diego (VA)	W	87-77	
J.8.19	*San Diego (VA)	W	84-54	
J.8.20	7 *Laramie	W	72-52	
J.21.20	4 *San Diego (VA)	W	72-55	
J.28.21	*San Diego (VA)	W	87-57	
J.30.21	*San Diego (VA)	W		

All-Time Series By D-1 Conference



MOUNTAIN WEST-RECORD 14-TIME CONFERENCE CHAMPIONS

vs. Mountain West Conference

Opponent	Membership	All-Time			MW Overall			MW Home			MW Away			MW Tourney			Dutcher Era			
		W	L	Pct.	W	L	Pct.	W	L	Pct.	W	L	Pct.	W	L	Pct.	W	L	Pct.	Strk.
Air Force	2000-current	62	24	.721	32	14	.696	18	3	.857	11	11	.500	3	0	1.000	8	1	.889	W6
Boise State	2012-current	17	10	.630	16	10	.615	8	3	.727	4	6	.400	4	1	.800	7	5	.583	L3
Colorado State	2000-current	48	43	.527	36	16	.692	19	4	.826	12	10	.545	5	2	.714	8	2	.800	W1
Fresno State	2013-current	69	56	.552	15	8	.652	6	3	.667	7	4	.636	2	1	.667	8	4	.667	W7
Nevada	2013-current	24	6	.800	19	3	.864	10	0	1.000	5	3	.625	4	0	1.000	11	2	.846	W8
New Mexico	2000-current	43	48	.473	26	22	.542	15	6	.714	9	12	.429	2	4	.333	5	2	.714	W3
San Jose State	2014-current	45	35	.563	15	1	.938	9	0	1.000	6	1	.857	0	0	.000	9	0	1.000	W9
UNLV	2000-current	40	37	.519	36	20	.643	15	7	.682	20	13	.606	6	4	.600	8	2	.800	W3
Utah State	2014-current	15	9	.625	15	6	.714	8	0	1.000	4	4	.500	3	2	.600	6	6	.500	W1
Wyoming	2000-current	48	41	.539	30	17	.638	17	5	.773	10	10	.500	3	2	.600	8	1	.889	W8
vs. Current MW Teams		411	309	.571	240	117	.672	125	31	.801	85	74	.535	32	16	.667	78	25	.757	
Brigham Young	2000-11	26	49	.347	10	18	.122	6	6	.500	1	11	.083	3	1	.750	2	1	.667	L1
TCU	2006-12	13	4	.765	13	1	.929	7	0	1.000	6	1	.857	0	0	.000	0	0	.000	W8
Utah	2000-11	20	54	.270	10	17	.370	6	6	.500	3	9	.250	1	2	.333	1	0	1.000	W1
vs. Former MW Teams		59	107	.355	33	36	.478	19	12	.613	10	21	.323	4	3	.571	3	1	.750	
vs. All MW Teams		470	416	.530	273	153	.641	144	43	.770	95	95	.500	36	19	.655	81	26	.757	

America East

vs. AE: 3-0 (H: 3-0)

Streak: W3 (Last: D.20.05 vs. UMBC)

	W	L
Albany	1	0
Binghamton		
Hartford		
Maine		
New Hampshire		
Stony Brook		
UMBC	1	0
UMass Lowell		
Vermont	1	0
TOTAL	3	0

American Athletic

vs. AAC: 8-17 (H: 5-4, A: 2-8, N: 1-5)

Streak: L1 (last: M.13.18 vs. Houston)

	W	L
Cincinnati	0	1
Connecticut	0	1
East Carolina	1	0
Houston	2	1
Memphis	0	1
SMU	0	2
South Florida		
Temple	2	0
Tulane		
Tulsa	2	6
UCF		
Wichita State	1	5
TOTAL	8	17

ASUN

vs. ASUN: 2-1 (H: 1-0, N: 1-1)

Streak: L1 (last: M.24.13 vs. Florida Gulf Coast)

	W	L
Florida Gulf Coast	0	1
Jacksonville		
Kennesaw State		
Liberty	1	0
Lipscomb		
NJIT		
North Alabama		
North Florida	1	0
Stetson		
TOTAL	2	1

Atlantic 10

vs. A10: 2-6 (H: 2-3, A: 0-1, N: 0-2)

Streak: L2 (last: N.25.03 vs. Dayton)

	W	L
Davidson		
Dayton	0	2
Duquesne		
Fordham	1	0

George Mason		
George Washington	0	1
La Salle	1	1
Massachusetts		
Rhode Island	0	1
Richmond	0	1
St. Bonaventure		
Saint Joseph's		
Saint Louis		
VCU		
TOTAL	2	6

Atlantic Coast

vs. ACC: 4-11 (H: 2-3, A: 1-3, N: 1-6)

Streak: L2 (last: M.19.21 vs. Syracuse)

	W	L
Boston College		
Clemson		
Duke	0	3
Florida State	1	0
Georgia Tech	1	0
Louisville		
Miami (Fla.)	1	1
North Carolina	0	2
North Carolina State	0	1
Notre Dame		
Pittsburgh	1	0
Syracuse	0	3
Virginia	0	1
Virginia Tech		
Wake Forest		
TOTAL	4	11

Big 12

vs. Big12: 29-26 (H: 19-6, A: 9-15, N: 1-5)

Streak: L3 (last: N.21.18 vs. Iowa State)

	W	L
Baylor	3	2
Iowa State	2	4
Kansas	2	2
Kansas State	2	2
Oklahoma	1	3
Oklahoma State	2	1
TCU	13	4
Texas	2	1
Texas Tech	2	6
West Virginia	0	1
TOTAL	29	26

Big East

vs. BE: 6-16 (H: 1-6, A: 0-8, N: 5-2)

Streak: L1 (last: M.17.22 vs. Creighton)

	W	L
Butler		
Creighton	3	5
DePaul	0	2
Georgetown	1	1

Marquette	1	3
Providence	0	2
Seton Hall		
St. John's		
Villanova	0	3
Xavier	1	0
TOTAL	6	16

Big Sky

vs. BSC: 27-11 (H: 20-5, A: 3-5, N: 4-1)

Streak: W6 (last: D.3.08 at Northern Colorado)

	W	L
Eastern Washington	3	3
Idaho		
Idaho State	3	2
Montana	1	0
Montana State	1	0
Northern Arizona	5	3
Northern Colorado	6	1
Portland State	4	0
Sacramento State		
Southern Utah	3	2
Weber State	1	0
TOTAL	27	11

Big South

vs. BSC: 3-0 (H: 2-0, N: 1-0)

Streak: W3 (last: N.29.08 vs. Hampton)

	W	L
Campbell	1	0
Charleston Southern		
Gardner-Webb		
Hampton	1	0
High Point	1	0
Longwood		
Presbyterian		
Radford		
South Carolina Upstate		
UNC Asheville		
Winthrop		
TOTAL	3	0

Big Ten

vs. B10: 8-8 (H: 3-3, A: 3-3, N: 2-2)

Streak: L1 (last: D.4.22 at Michigan)

	W	L
Illinois	0	1
Indiana	0	1
Iowa	1	0
Maryland		
Michigan	0	1
Michigan State	0	1
Minnesota	0	2
Nebraska	1	0
Northwestern	2	0
Ohio State	2	1
Penn State		

Purdue	2	1
Rutgers		
Wisconsin		
TOTAL	8	8

Big West

vs. BW: 233-122 (H: 152-48, A: 80-73, N: 1-1)

Streak: W31 (last: D.22.22 vs. UC San Diego)

	W	L
Cal Poly	36	16
Cal State Fullerton	22	10
CSUN	20	6
Hawai'i	19	27
Long Beach State	39	22
UC Davis	3	0
UC Irvine	11	7
UC Riverside	12	0
UC San Diego	12	0
UC Santa Barbara	59	34
TOTAL	233	122

Colonial

vs. CAC: 2-1 (H: 2-0, N: 0-1)

Streak: W1 (last: F.22.11 vs. Elon)

	W	L
Charleston		
Delaware	1	0
Drexel		
Elon	1	0
Hofstra		
James Madison	0	1
Northeastern		
Towson		
UNC Wilmington		
William & Mary		
TOTAL	2	1

Conference USA

vs. CUSA: 23-38 (H: 15-14, A: 6-20, N: 2-4)

Streak: W4 (last: D.22.16 vs. Southern Mississippi)

	W	L
Charlotte	0	2
Florida Atlantic	2	0
Florida International	1	0
Louisiana Tech	1	1
Marshall	1	0
Middle Tennessee		
North Texas	0	1
Old Dominion		
Rice	3	1
Southern Mississippi	2	0
UAB	0	1
UTEP	13	32
UTSA		
Western Kentucky		
TOTAL	23	38

INTRODUCTION

COACHES & STAFF

PLAYERS

2021-22 REVIEW

RECORDS

HISTORY

UNIVERSITY

AZTEC BASKETBALL MEDIA GUIDE

All-Time Series By D-1 Conference



MOUNTAIN WEST-RECORD 14-TIME CONFERENCE CHAMPIONS

Horizon
vs. HC: 3-1 (N: 3-1)
Streak: W3 (last: D.22.10 vs. IUPUI)

	W	L
Cleveland State		
Detroit Mercy		
Green Bay	1	0
IUPUI	2	0
Milwaukee		
Northern Kentucky		
Oakland		
UIC	0	1
Wright State		
Youngstown State		
TOTAL	3	1

Ivy
vs. IL: 4-3 (H: 3-3, N: 1-0)
Streak: L1 (last: D.29.18 vs. Brown)

	W	L
Brown	0	2
Columbia	1	0
Cornell		
Dartmouth	1	0
Harvard	1	0
Penn	1	0
Princeton		
Yale	0	1
TOTAL	4	3

Metro Atlantic
vs. MAAC: 3-0 (H: 3-0)
Streak: W3 (last: N.22.04 vs. Monmouth)

	W	L
Canisius		
Fairfield		
Iona		
Manhattan	1	0
Marist		
Monmouth	1	0
Niagara	1	0
Quinnipiac		
Rider		
Saint Peter's		
Siena		
TOTAL	3	0

Mid-American
vs. MAC: 9-11 (H: 6-3, A: 3-6, N: 0-2)
Streak: W3 (last: D.20.14 vs. Ball State)

	W	L
Akron		
Ball State	2	3
Bowling Green	0	1
Buffalo		
Central Michigan	1	0
Eastern Michigan		
Kent State		
Miami (Ohio)	1	0
Northern Illinois	2	3
Ohio		
Toledo	1	2
Western Michigan	2	2
TOTAL	9	11

MEAC
vs. MEAC: 7-0 (H: 5-0, N: 2-0)
Streak: W7 (last: N.21.01 vs. Norfolk State)

	W	L
Bethune-Cookman		
Coppin State		
Delaware State		
Florida A&M	1	0
Howard	1	0
Maryland-Eastern Shore		
Morgan State	2	0
Norfolk State	2	0
North Carolina A&T		
North Carolina Central		

South Carolina State 1 0
TOTAL 7 0

Missouri Valley
vs. MVC: 13-23 (H: 6-4, A: 5-17, N: 2-2)
Streak: W2 (last: D.1.18 at Illinois State)

	W	L
Bradley	1	4
Drake	3	4
Evansville	1	4
Illinois State	3	2
Indiana State	1	3
Loyola Chicago	0	1
Missouri State	3	2
Northern Iowa	1	1
Southern Illinois	0	2
Valparaiso		
TOTAL	13	23

Northeast
vs. NEC: 5-0 (H: 5-0)
Streak: W5 (last: N.22.19 vs. LIU)

	W	L
Bryant	1	0
Central Connecticut	1	0
Fairleigh Dickinson		
LIU	1	0
Merrimack		
Mt. St. Mary's		
Robert Morris		
Sacred Heart		
Saint Francis (Pa.)	1	0
St. Francis (Brooklyn)	1	0
Wagner		
TOTAL	5	0

Ohio Valley
vs. OVC: 4-2 (H: 2-0, A: 0-2, N: 2-0)
Streak: W3 (last: N.25.19 vs. Tennessee State)

	W	L
Austin Peay		
Belmont		
Eastern Illinois	1	0
Eastern Kentucky		
Jacksonville State		
Morehead State		
Murray State	2	0
SE Missouri State		
SIU-Edwardsville	0	2
Tennessee State	1	0
Tennessee Tech		
UT Martin		
TOTAL	4	2

Pac-12
vs. P12: 64-149 (H: 44-51, A: 14-86, N: 6-12)
Streak: L1 (last: N.26.21 vs. Southern California)

	W	L
Arizona	7	24
Arizona State	11	18
California	7	6
Colorado	3	3
Oregon	3	3
Oregon State	0	1
Stanford	0	4
UCLA	7	16
USC	3	10
Utah	20	54
Washington	2	3
Washington State	0	6
TOTAL	64	149

Patriot
vs. PL: 5-0 (H: 4-0, N: 1-0)
Streak: W5 (last: D.17.07 vs. Navy)

	W	L
American		
Army West Point		
Boston		

Bucknell 1 0
Colgate
Holy Cross
Lafayette 1 0
Lehigh
Loyola (Md.)
Navy 3 0
TOTAL 5 0

Southeast
vs. SEC: 3-9 (H: 1-4, A: 0-4, N: 2-1)
Streak: W1 (last: N.24.17 vs. Georgia)

	W	L
Alabama		
Arkansas	0	2
Auburn		
Florida	1	1
Georgia	1	0
Kentucky		
LSU		
Mississippi State		
Missouri	1	1
Ole Miss	0	1
South Carolina	0	1
Tennessee	0	3
Texas A&M		
Vanderbilt		
TOTAL	3	9

Southern
vs. SC: 2-0 (H: 1-0, N: 1-0)
Streak: W2 (last: N.27.08 vs. Western Carolina)

	W	L
Chattanooga		
East Tennessee State	1	0
Furman		
Mercer		
Samford		
The Citadel		
UNC Greensboro		
VMI		
Western Carolina	1	0
Wofford		
TOTAL	2	0

Southeastern
vs. SC: 7-2 (H: 5-1, A: 1-1, N: 1-0)
Streak: W6 (last: N.17.17 vs. McNeese)

	W	L
Abilene Christian		
Central Arkansas		
Houston Baptist		
Incarnate Word		
Lamar	0	2
McNeese	3	0
New Orleans		
Nicholls	1	0
Northwestern State		
Sam Houston State	1	0
Southeast Louisiana		
Stephen F. Austin		
Texas A&M-Corpus Christi	2	0
TOTAL	7	2

SWAC
vs. SWAC: 10-0 (H: 9-0, N: 1-0)
Streak: W10 (last: N.5.19 vs. Texas Southern)

	W	L
Alabama A&M		
Alabama State	1	0
Alcorn State		
Arkansas-Pine Bluff	3	0
Grambling		
Jackson State	1	0
Mississippi Valley State		
Prairie View A&M	1	0
Southern		
Texas Southern	4	0
TOTAL	10	0

Summit
vs. SL: 11-4 (H: 9-1, A: 1-3, N: 1-0)
Streak: W6 (last: M.16.16 vs. IPFW)

	W	L
Denver	1	1
North Dakota		
North Dakota State	4	0
Omaha		
Oral Roberts	1	3
IPFW	3	0
South Dakota		
South Dakota State	2	0
Western Illinois		
TOTAL	11	4

Sun Belt
vs. SBC: 6-4 (H: 3-3, A: 0-1, N: 3-0)
Streak: W1 (last: N.20.21 vs. UT Arlington)

	W	L
Appalachian State	1	0
Arkansas State	1	1
Coastal Carolina		
Georgia Southern		
Georgia State		
Little Rock	0	1
Louisiana	1	0
South Alabama		
Texas State	2	1
Troy	0	1
UL Monroe		
UT Arlington	1	0
TOTAL	6	4

West Coast
vs. WCC: 138-157 (H: 89-55, A: 39-96, N: 10-6)
Streak: W1 (last: D.22.20 vs. Saint Mary's)

	W	L
Brigham Young	25	50
Gonzaga	2	2
Loyola Marymount	33	26
Pacific	13	12
Pepperdine	18	35
Portland	3	5
Saint Mary's	7	6
San Diego	32	19
San Francisco	4	2
Santa Clara	1	0
TOTAL	138	157

Western Athletic
vs. WAC: 13-6 (H: 10-3, A: 1-3, N: 12-0)
Streak: W1 (last: N.13.19 vs. Grand Canyon)

	W	L
Cal Baptist		
Chicago State	1	0
CSU Bakersfield	2	0
Grand Canyon	1	3
New Mexico State	5	3
Seattle	4	0
UMKC		
UT Rio Grande Valley		
Utah Valley		
TOTAL	13	6

INTRODUCTION

COACHES & STAFF

PLAYERS

2021-22 REVIEW

RECORDS

HISTORY

UNIVERSITY

AZTEC BASKETBALL MEDIA GUIDE

Series Superlatives



MOUNTAIN WEST-RECORD 14-TIME CONFERENCE CHAMPIONS

Longest Active Winning Streaks

Rank	Opponent	No.	First	Last
1.	La Verne	13	Feb. 20, 1932	Feb. 26, 1938
2.	UC Riverside	12	March 3, 1967	Nov. 9, 2021
	UC San Diego	12	Dec. 5, 1969	Dec. 22, 2021
4.	Occidental	10	Feb. 16, 1946	Dec. 31, 2010
	Chico State	10	Dec. 7, 1937	Dec. 12, 1956
6.	San Diego Christian	9	Nov. 26, 2010	Dec. 18, 2019

Longest Active Losing Streaks

Rank	Opponent	No.	First	Last
1.	Washington State	6	Dec. 2, 1974	Nov. 26, 2017
2.	Arizona	4	Dec. 25, 2012	Nov. 26, 2014
	Texas Tech	4	Nov. 17, 2001	Dec. 13, 2004
	Stanford	4	Jan. 6, 1941	Dec. 16, 1997

Longest All-Time Win Streaks

Rank	Opponent	No.	First	Broken
1.	Whittier	15	Jan. 20, 1961	Jan. 31, 1969
2.	La Verne	13	Feb. 20, 1932	Active
	UC Santa Barbara	13	Feb. 9, 1934	Feb. 17, 1940
4.	UC Riverside	12	March 3, 1967	Active
	UC San Diego	12	Dec. 5, 1969	Active
6.	UNLV	11	Jan. 18, 2014	Jan. 27, 2018
7.	Utah State	10	Jan. 25, 2014	Feb. 26, 2019
	Occidental	10	Feb. 16, 1946	Active
	Chico State	10	Dec. 7, 1937	Active
	Cal State Fullerton	10	Jan. 18, 1964	Jan. 4, 1969
	Chapman	10	Dec. 16, 1938	Jan. 7, 1961
	Fresno State	10	Feb. 25, 1950	Jan. 28, 1956
	Long Beach State	10	Dec. 19, 1953	Feb. 12, 1960
	Redlands	10	Feb. 12, 1938	Jan. 2, 1960

Longest All-Time Losing Streaks

Rank	Opponent	No.	First	Broken
1.	Utah	14	Feb. 12, 1994	Jan. 18, 2003
2.	Pepperdine	13	Jan. 16, 1943	Jan. 3, 1947
	UC Santa Barbara	13	Jan. 16, 1960	Jan. 13, 1972
4.	Colorado State	12	Feb. 2, 1989	March 4, 1995
5.	Brigham Young	11	Jan. 6, 1990	Feb. 18, 1995
	Hawai'i	11	Jan. 26, 1989	March 5, 1994
	Texas-El Paso	11	Feb. 27, 1986	Jan. 19, 1991
8.	Fresno State	10	Jan. 18, 1996	Dec. 8, 2001
	Long Beach State	10	Jan. 9, 1970	Feb. 1, 1975
	New Mexico	10	Feb. 25, 1995	Feb. 2, 2002
	UNLV	10	March 14, 1985	Feb. 24, 2001

Most Series Meetings


Rank	Opponent	No.	Record	Last Meeting
1.	Fresno State	125	69-56	March 10, 2022
2.	UC Santa Barbara	93	59-34	Dec. 6, 2013
3.	New Mexico	91	43-48	Jan. 3, 2022
	Colorado State	91	48-43	March 11, 2022
5.	Wyoming	89	48-41	Feb. 28, 2022
6.	Air Force	86	62-24	Feb. 12, 2022
7.	Whittier	80	49-31	Jan. 31, 1969
	San Jose State	80	45-35	Feb. 25, 2022
9.	UNLV	77	40-37	Jan. 24, 2022
10.	Brigham Young	76	25-50	Nov. 12, 2021
11.	Utah	74	20-54	Dec. 21, 2019

Most Frequent Overtime Opponents

Rank	Opponent	No.	Record	Meetings	OT	2OT	3OT
1.	Wyoming	9	5-4	89	4-4	1-0	0-0
2.	UNLV	6	2-4	77	2-4	0-0	0-0
	Brigham Young	6	3-3	75	2-3	1-0	0-0
4.	Fresno State	6	4-2	125	3-2	1-0	0-0
	New Mexico	5	3-2	91	3-2	0-0	0-0
6.	Colorado State	4	1-3	91	1-2	0-1	0-0
	San Diego	4	3-1	51	3-0	0-1	0-0
	Air Force	4	2-2	86	1-1	1-0	0-1
	UC Santa Barbara	4	2-2	93	2-1	0-0	0-1
10.	Long Beach State	3	3-0	61	3-0	0-0	0-0
	Cal State Fullerton	3	1-2	32	0-2	1-0	0-0
	Texas-El Paso	3	1-2	45	1-2	0-0	0-0

No Overtime Meetings

Rank	Opponent	No.	Record
1.	Cal Poly	52	36-16
2.	Redlands	38	25-13
3.	Alumni	33	26-7
4.	Arizona	31	7-24
5.	Arizona State	30	12-18
7.	Chapman	24	19-5
8.	Cal Poly Pomona	21	15-6
10.	UC Irvine	18	11-7



Al Skalecky (1966-68), a 2003 Aztec Hall of Fame inductee, was the first and is now one of two players in program history to score 1,000 points and grab 1,000 rebounds in his career.

INTRODUCTION
 COACHES & STAFF
 PLAYERS
 2021-22 REVIEW
 RECORDS
 HISTORY
 UNIVERSITY
 AZTEC BASKETBALL MEDIA GUIDE

Year-By-Year Win Order



MOUNTAIN WEST-RECORD 14-TIME CONFERENCE CHAMPIONS

San Diego State Win Order (since 1978-79)

Wins Thru	1	2	3	4	5	6	7	8	9	10	11	12	13	14	15	16	17	18	19	20	21	22	23	24	25	26	27	28	29	30	31	32	Final			
1978-79	0	1	2	3	4	5	6	6	7	7	8	8	8	9	10	11	12	12	12	12	13	14	15	15	15	15								15-12		
1979-80	1	2	2	2	2	3	3	3	3	3	4	5	5	5	5	5	5	5	5	5	5	5	6	6	6	6	6							6-21		
1980-81	1	2	3	3	4	5	6	6	6	7	8	8	8	9	9	9	9	10	10	10	11	11	12	13	14	14	15							15-21		
1981-82	1	2	2	2	3	4	5	6	7	8	8	8	9	10	10	11	12	13	14	15	16	17	18	18	19	19	20	20						20-9		
1982-83	1	2	3	4	5	6	7	7	8	8	9	9	9	10	10	11	12	13	13	14	14	15	16	16	17	17	18							18-10		
1983-84	1	1	2	3	3	4	5	6	7	8	9	9	10	10	11	12	12	12	12	13	14	14	14	14	14	14	15							15-13		
1984-85	1	2	3	4	5	6	7	8	8	8	9	10	11	12	12	12	13	14	15	16	16	17	18	19	20	21	21	21	22	23	23			23-8		
1985-86	0	0	0	0	0	0	0	1	1	1	2	3	3	3	4	5	5	6	6	7	7	7	7	8	9	9	9	10	10						10-19	
1986-87	0	0	0	1	1	1	1	2	2	2	2	2	2	2	2	2	2	2	2	2	2	2	2	2	2	3	3	4	5	5					5-25	
1987-88	0	1	2	2	2	3	3	4	4	5	6	6	6	7	7	7	7	8	9	9	9	9	10	10	11	11	11	12	12						12-17	
1988-89	1	2	3	3	3	4	4	5	5	6	7	8	8	8	8	8	8	9	9	9	9	10	10	10	10	11	12	12	12						12-17	
1989-90	0	0	1	2	3	4	5	5	6	6	7	7	8	9	9	9	10	11	11	11	12	12	12	13	13	13	13	13	13	13	13	13			13-18	
1990-91	0	0	0	1	2	3	4	4	5	5	5	6	6	7	8	8	8	9	9	9	9	10	10	11	12	12	13	13							13-16	
1991-92	0	0	0	1	1	1	2	2	2	2	2	2	2	2	2	2	2	2	2	2	2	2	2	2	2	2	2	2							2-26	
1992-93	0	1	1	2	2	3	3	3	4	4	4	4	4	4	4	4	5	5	6	6	6	6	6	6	7	7	7	8	8						8-21	
1993-94	1	2	2	2	3	4	5	5	5	6	6	6	6	7	7	8	8	9	9	9	9	10	10	10	10	11	12	12							12-16	
1994-95	1	2	3	3	3	4	4	5	5	5	6	6	6	7	7	7	7	8	8	8	8	8	8	8	9	10	11	11							11-17	
1995-96	1	2	2	2	3	4	4	5	6	6	7	8	8	8	9	10	10	11	12	12	13	13	13	13	14	14	14	15	15							15-14
1996-97	1	1	2	3	4	4	5	6	7	8	9	9	10	11	11	11	11	11	11	12	12	12	12	12	12	12	12								12-15	
1997-98	0	0	1	1	2	2	3	3	4	5	5	6	7	7	7	8	9	9	10	11	11	11	11	12	12	12	13	13							13-15	
1998-99	0	0	0	0	0	1	1	1	1	1	1	2	2	2	2	2	2	2	2	2	2	2	2	3	3	4								4-22		
1999-00	1	1	1	1	2	2	2	3	3	4	5	5	5	5	5	5	5	5	5	5	5	5	5	5	5	5	5	5							5-23	
2000-01	1	2	2	3	4	4	4	5	6	7	8	9	10	10	10	10	11	11	11	11	11	11	11	12	13	13	14	14							14-14	
2001-02	1	1	2	2	3	4	4	5	6	7	7	8	9	10	10	10	11	11	11	12	13	13	13	14	15	16	16	17	18	19	20	21			21-12	
2002-03	0	0	1	2	2	3	4	5	6	7	8	8	9	10	11	11	11	12	12	12	12	13	14	15	15	15	15	16	16							16-14
2003-04	1	2	2	3	3	4	5	5	6	7	7	7	8	9	9	10	11	11	11	12	12	12	12	12	13	14	14	14	14							14-16
2004-05	0	1	2	3	4	4	4	4	4	4	5	5	5	6	7	8	8	9	9	9	9	9	10	10	10	10	10	11	11							11-18
2005-06	1	1	2	3	3	4	4	4	5	6	6	7	8	8	9	10	11	12	13	14	15	16	16	17	18	18	19	20	21	22	23	24			24-9	
2006-07	1	2	3	4	5	6	7	8	8	8	9	10	10	11	11	12	13	13	13	14	15	16	17	18	18	19	20	20	21	21	22	22			22-11	
2007-08	1	2	3	4	5	5	6	7	8	8	9	9	10	11	11	12	13	14	14	14	15	16	16	16	16	17	18	18	19	19	20	20	20			20-13
2008-09	1	1	2	3	4	5	6	7	7	7	8	9	10	11	12	12	13	13	14	15	16	17	17	18	18	18	19	20	21	22	23	23			26-10	
2009-10	1	1	2	3	3	4	5	6	7	8	8	9	10	11	12	12	13	14	14	15	16	16	17	18	19	20	21	22	23	24	25	26	27			25-9
2010-11	1	2	3	4	5	6	7	8	9	10	11	12	13	14	15	16	17	18	19	20	21	22	23	24	25	26	27	27	28	29	30	30			34-3	
2011-12	1	2	3	3	4	5	6	7	7	8	9	10	11	12	13	14	15	16	17	18	18	19	20	20	20	21	22	23	24	25	26	26			26-8	
2012-13	0	1	2	3	4	5	6	7	8	9	10	11	11	12	13	14	14	14	15	16	6	17	18	18	18	19	20	20	21	21	22	22			23-11	
2013-14	1	1	2	3	4	5	6	7	8	9	10	11	12	13	14	15	16	17	18	19	20	21	21	22	23	24	25	26	27	28	29				31-5	
2014-15	1	2	3	4	5	6	6	7	7	8	9	10	11	11	12	13	14	15	15	16	17	18	18	19	20	21	22	22	26	24	25				27-9	
2015-16	1	1	2	2	3	4	4	5	5	6	7	7	8	9	10	11	12	13	14	15	16	17	18	18	19	20	21	21	22	23	24	25			28-10	
2016-17	1	1	2	3	4	4	4	4	5	6	7	8	8	8	8	9	10	11	11	11	12	13	13	14	15	16	16	16	17	17	18	19			19-14	
2017-18	1	1	2	3	4	5	5	6	7	7	8	8	9	10	11	11	11	11	12	12	13	13	13	14	15	16	17	18	19	20	21	22			22-11	
2018-19	1	2	2	3	3	4	5	5	6	7	7	8	8	9	10	11	12	13	14	15	16	17	18	18	19	19	19	20	21	22	23	24			21-13	
2019-20	1	2	3	4	5	6	7	8	9	10	11	12	13	14	15	16	17	18	19	20	21	22	23	24	25	26	26	27	28	29	30	30			30-2	
2020-21	1	2	3	4	5	5	6	6	7	8	9	9	9	10	11	12	13	14	15	16	17	18	19	20	21	22	23	23							23-5	
2021-22	1	1	2	3	4	4	5	5	6	7	8	9	10	10	11	12	12	13	14	15	16	17	17	18	19	20	21	22	23	23	23				23-9	
Wins Thru	1	2	3	4	5	6	7	8	9	10	11	12	13	14	15	16	17	18	19	20	21	22	23	24	25	26	27	28	29	30	31	32			Final	

San Diego State Mountain West Conference Win Order (since 1999-2000)

Wins Thru	1	2	3	4	5	6	7	8	9	10	11	12	13	14	15	16	17	18	19	20	Final	Note
1999-00	0	0	0	0	0	0	0	0	0	0	0	0	0	0							0-14	
2000-01	0	0	0	1	1	1	1	1	1	1	2	3	3	4							4-10	
2001-02	0	0	1	1	1	2	2	2	3	4	5	5	6	7							7-7	Tournament Champion
2002-03	1	2	2	2	2	3	3	3	3	4	5	6	6	6							6-8	
2003-04	1	2	2	2	2	3	3	3	3	4	5	5	5	5							5-9	
2004-05	1	2	2	3	3	3	3	4	4	4	4	4	4	4							4-10	
2005-06	1	1	2	3	4	5	6	7	8	9	9	10	11	11	12	13					13-3	Regular Season & Tournament Champion
2006-07	0	0	1	2	2	2	3	4	5													

Jersey Numbers



MOUNTAIN WEST-RECORD 14-TIME CONFERENCE CHAMPIONS

00

Leonard Allen	1982-83-84-85
Brett Hoerner	2006-07

0

Jim Roban	2001
Tommy Johnson	2002-03-04-05
Alex Williams	2010-11-12
Skylar Spencer	2013-14-15-16
Devin Watson	2018-19
Keshad Johnson	2020-21-22

1

Deandre Moore	2001-02-03
Brandon Heath	2004-05-06-07

2

Wesley Stokes	2004
Jer'Vaughn Johnson	2007-08
Tim Island	2009
Xavier Thames	2012-13-14
Kevin Zabo	2015
Adam Seiko	2019-20-21-22

3

Shawn Bell	1989
Shawn Jamison	1990
Robert Ringo	1992-93
Marc Carter	1994-95
Jason Richey	1997-98
Jim Roban	2000
Chris Walton	2001-02-04-05
Richie Williams	2006-07-08-09
Tyrone Shelley	2010
LaBradford Franklin	2011-12-13
Angelo Chol	2015-16
Trey Kell	2017-18
Aguek Arop	2019-20
Terrell Gomez	2021
Matt Bradley	2022

4

Berry Randle	1995-96
Tony Bland	2002-03

Jerome Habel	2007
Malcolm Thomas	2010-11
Ryan Staten	2013
Dakarai Allen	2014-15-16-17
Michael Sahikish	2018-19
Trey Pulliam	2020-21-22

5

Bob Brady	^1971
Brady Trenkle	1997-99
Bradley Jackson	2000
Al Faux	2001-02
Travis Hanour	2003-04-05
Jon Pastorek	2007-08
Brian Carlwell	2010-11
Garrett Green	2012
Dwayne Polee II	2013-14-15
Jalen McDaniel	2018-19
Yanni Wetzell	2020
Lamont Butler	2021-22

10

Joe Lavender	~1971
Pete Geoff	1973
Ray Leary	~1974-75-76
Brian Frishman	1977
Hilton Hale	1978-79
Jimmie Ranson	1980
Mark Smith	1981
Keith Smith	1982-83
Anthony Sands	1984-85
Jonny Scruggs	1986-87
Kevin Honaker	1989-90
Chris McKinney	1991
Virgil Smith	1992
Chad Nelson	1994-95-96-97
Karlo Kovacic	2001-02
Shawn Weinstein	2005
Brandon Martin	2007
Bryan Horton	2009-10
Tim Shelton	2011-12
Aqeel Quinn	2014-15
Max (Hoetzel) Montana	2017-18
KJ Feagin	2020
Keith Dinwiddie Jr.	2021-22



Jeremy Hemsley (2016-19) wore No. 42 throughout his collegiate career. He scored 1,392 points in his career; was the 33rd player in program history to surpass the 1,000-point milestone and ranks ninth all-time on the program's career scoring list.

11

Joe Lavender	^1971
Ray Leary	^1974-75
Tracy Dildy	1986-87
Bryan Williams	1988-89
Arthur Massey	1990
Ray Barefield	1991-92-93
Brady Trenkle	1995
Raymond King	1996
Jasko Visnjic	1998
David Abramowitz	1999-00-01
Steve Sir	2003-04
Tyler Smith	2005
James Rahon	2011-12-13
D'Eryll Williams	2014-15-16-17
Matt Mitchell	2018-19-20-21

12

Chris Smith	~1972
Brod McNamara	~1973-74
Raul Conteras	~1975-76
Howard Avery	1979
Kevin Bond	1981-82
Anthony Watson	1983-84-85-86
William Campbell	1987
Jason Hamilton	1993-94
Trent Gardner	1995-96
Will Porter	1997-98
Julien Sarmonte	1999
Andre Torres	2001
James Johnson	2013-14
Trey Kell	2015-16
Emmanuel Wilson	2017
Nolan Narain	2020
Che Evans	2021-22

13

Chris Smith	^1972
Raul Contreras	^1975
Winston Shepard	2013-14-15-16
Caleb Giordano	2019-20

14

Jimmy Harris	~1971-72
Dan Teague	~1973-74
Mike Dodd	1977-78-79
Eddie Morris	1980-81-82-83
Norm Baker	1984
Creon Dorsey	1985-86
Frank Williams	1987
Zylan Cheatham	2016-17
Cade Alger	2021-22

15

James Harris	^1971-72
Dan Teague	^1974
Bart Brandenburg	1992
Jeremy Lewis	1997
David Kaplansky	1998-99
John Sharper	2003-04-05-06
Kyle Spain	2008-09
Kawhi Leonard (jersey retired 2-1-20)	2010-11
Ben Perez	2016

20

Randy Brown	~1972
Ted Tibbs	~1974
Bob Green	^1975
Josh Lowery	1986-87
Courtie Miller	1990-91-92-93-94
Aaron Brown	1998
Jeffrey Berokoff	1999
Andre Torres	2000
Ben Wardrop	2001
Trimaime Davis	2003-04-05-06
Jason Deutchman	2009-10
JJ O'Brien	2013-14-15
Matt Shrigley	2016-17
Jordan Schakel	2018-19-20-21
Chad Baker-Mazara	2022

21

Evan Burns	2003
Matt Thomas	2005-06-07-08-09
Jamaal Franklin	2011-12-13

Malik Pope	2015-16-17-18
Jared Barnett	2020-21-22

22

Chris Marlowe	~1971
Jeff Pete	~1972
Mike Honz	~1974
Gary Earle	1974-75-76
Jimmie Ranson	1979
Mark Smith	1980
Chris Manker	2003
Chase Tapley	2010-11-12-13
Josh Davis	2014
Parker U'u	2015-16
Malachi Flynn	2020
Tahirou Diabate	2022

23

Chris Marlowe	^1971
Jeff Pete	^1972
Mike Honz	^1974
Rodney Hawkins	1987-88
Arthur Massey	1991
Berry Randle	1993-94
Matt Watts	1998-99
Randy Holcomb	2001-02
D.J. Gay	2008-09-10-11
DeShawn Stephens	2012-13
Kibret Woldemichael	2014-15
Montague Gill-Caesar	2017
Ed Chang	2019
Joshua Tomaic'	2021-22

24

James Wilkins	~1971-72
Mark Delsman	~1974-75-76-77
Tony Gwynn	1978-79-80-81
Dana Jackson	1989
Tim McGrath	2006
Tim Shelton	2008-09-10
Ryan Staten	2012-14-15
Nolan Narain	2017-18-19
Tyler Broughton	2021-22



Aerick Sanders (2001-04) wore No. 34 as an Aztec and in 2003-04 led the team in scoring (16.1/g), rebounding (9.8/g), field goal percentage (.554/g) and blocked shots (1.2/g).

INTRODUCTION
 COACHES & STAFF
 PLAYERS
 2021-22 REVIEW
 RECORDS
 HISTORY
 UNIVERSITY
 AZTEC BASKETBALL MEDIA GUIDE

Jersey Numbers



MOUNTAIN WEST-RECORD 14-TIME CONFERENCE CHAMPIONS



Tony Gwynn (1978-81) wore No. 24 throughout his Aztec basketball career. He set the program record for career assists (590), which still stands today. In addition, the Aztec Hall of Famer (class of 1989), set a then NCAA single-game record with 18 assists against UNLV on Feb. 5, 1980.

25

Nelson Stewart	1990-91-92
Jacobi Thompson	1997
Walter Small	1999-00
Bryce Smith	2009
Narbeh Ebrahiman	2012-13

30

Russ Northcutt	~1971
Bob Gottschalk	~1972
Jeff Lipscomb	^1973
Vince Carson	~1975
Paul DeBolt	1976
Jerry Brown	1977-79-80
Kevin Gilbert	1981
David Ward	1982-83
Andre Ross	1984-85
Ty Walker	1988
Matt Amrose	1994
Robert Archie	1997
Mike Mackell	2002
Chris Lamb	2006-07-08

31

Russ Northcutt	^1971
Bob Gottschalk	^1972
Vince Bean	^1974
Vince Carson	^1975
Kent Bryant	1987
Neal Pollard	1992
Paul Jarrett	1996
Eric Rohwer	2000
Andre Torres	2002-03
Jared Ines	2005
Lorenzo Wade	2007-08-09
Montaque Gill-Caesar	2018
Nathan Mensah	2019-20-21-22

32

Sid Smith	^1971
Steve Leech	^1972
Steve Copp	^1974-75
Zack Jones	1981-82

Steffond Johnson	1986
J.T. Debs	1987
Caldin Rogers	1988
Eric White	1989-90
John Molle	1992
Deon Taylor	1993
Carlus Groves	1994
Brian Reinhardt	1996-97
Myron Epps	1999-00-01
Ben Wardrop	2002-03
David Velasquez	2007
Billy White	2008-09-10-11
Aaron Douglas	2013
Desmond Maxwell	2014

33

Sid Smith	^1971
Steve Leech	^1972
Steve Copp	^1973-74-75-76
Steffond Johnson	1986
J.T. Debs	1987
Caldin Rogers	1988
Eric White	1989-90
John Molle	1992
Deon Taylor	1993
Carlus Groves	1994
Brian Reinhardt	1996-97
Myron Epps	1999-00-01
Chris Manker	2004-05
Kyle Spain	2006-07
Ben Kneller	2010
Jeremy Castleberry	2012-13
Niksha Federico	2014-15-16
Aguek Arop	2021-22

34

Von Jacobsen	~1971
Dave Riley	~1974
Kim Goetz	1978-79
Joe Mendoza	1980-81
Ira Harge	1984-85
Jeff Bobin	1986
Gary Kline	1987
Terrence Hamilton	1991-92-93-94

Leon Carter	1995-96
Armiri Johnson	1997
Vince Okotie	1999-00
Aerrick Sanders	2001-02-03-04
Mohamed Abukar	2006-07

35

Dave Riley	~1974
Jeff Welshans	~1975
Marty Dow	1990-91
Derric Croft	1994
Joel Mensah	2019-20

40

Tom Egerer	~1971
Larry Jones	~1972-73
Gary Earle	~1974
Bob Kovach	1975-76
Michael Gay	1978-80-81
Alvin Attles	1984
Rodney Hawkins	1986
Juan Espinoza	1987-88
Joe McNaull	1991-92-93
Ron Martin	1995
Fred Ross	1998
Markee White	2002
Kelvin Davis	2008-09-10
Aaron Douglas	2012
Matt Shrigley	2014-15

41

Tom Egerer	^1971
Larry Jones	^1972
Gary Earle	^1974
Bob Kovach	^1975

42

Ray Samuelson	~1971
Jerry Tassielli	~1972
John Service	~1973
Willie Stanley	~1974-75
Jerry Brown	1976
Presnell Gilbert	1977-78-79

Paul McKinney	1980
John Garwood	1981-82
Michael Kennedy	1984-85
Sam Johnson	1988-89
Keith Balzer	1991-92-93
Ron Martin	1996
Marcelo Correa	1997-98-99-00-01
Marcus Slaughter	2004-05-06
Mehdi Cheriet	2009-11
Jeremy Hemsley	2016-17-18-19
Triston Broughton	2021-22

43

Ray Samuelson	^1971
Jerry Tassielli	^1972
Willie Stanley	1974-75
Alex Sund	1989
Kareem Anderson	1996
Ryan Amoroso	2008-09

44

Jeff Pete	~1971
Chris Marlowe	~1972-73
John Anderson	~1973-74
Will Connelly	~1975-76-77
Rock Lee	1978
Ken Blackman	1979-80
Michael Cage	1981-82-83-84

45

Jeff Pete	^1971-72
Chris Marlowe	^1972
John Anderson	^1974
Will Connelly	^1975-76-77
Mark Pollard	1988-91-92
Stephen Clark	1997-98
Valentine Izundu	2017
Kameron Rooks	2018

50

Steve Leech	~1971
Chris McMurray	~1972-73
Joel Kramer	~1974-76-77-78
Chris Holden	1979-80-81-82
Gerald Murray	1984-85-87
Tye Fields	1997
Mohamed Camara	2005-06



Steve Copp (1973-76) completed his collegiate career as San Diego State's third-leading scorer (1,352 pts.). He was the PCAA Player of the Year in 1976 & the only player in program history to earn Academic All-America status.

51

Steve Leech	^1971
Chris McMurray	^1972
Joel Kramer	^1974

52

Gary Schneider	~1971
Willie Stanley	~1972
Jerry Brucks	1973
Mike Dodd	1976
Brett Davis	1977
Brett Barnett	1978
Drew Head	1980-81
John Martens	1983-84-85-86
Mitch McMullen	1988-89
Roy Krusiwyk	1997-98
Joe Mann	1999-00

53

Gary Schneider	^1971
Willie Stanley	^1972
Craig Knudsen	^1975
Chris Davis	1992-94-95
Darius Rutledge	1996

54

Joel Borchert	~1971
Ken Barstow	~1972-73
Allen Bunting	~1974-75-76
Fred Branch	1977-78
David Bradley	1981
Steve Kopicki	1983
David Grissom	1984
Jon Baskin	1987
Neal Steinly	1988-89-90-91

55

Joel Borchert	~1971
Ken Barstow	~1972-73
Allen Bunting	~1974-75
Marcus Banks	1992-93
Tye Fields	1996

^ - home jersey number. ~ - road jersey number.
BOLD RED indicates member of the 2022-23 team.

INTRODUCTION

COACHES & STAFF

PLAYERS

2021-22 REVIEW

RECORDS

HISTORY

UNIVERSITY

AZTEC BASKETBALL MEDIA GUIDE

Year-By-Year Summary



MOUNTAIN WEST-RECORD 14-TIME CONFERENCE CHAMPIONS

Year	Conference	All Games			Conference			Regular-Season				Conference Tournament	Postseason Results	Head Coach
		W	L	T	W	L	Place	H	A	N	NC			
1921-22	Southern Calif. JC	14	8		4	1	2nd	10-4	4-4	0-0	10-7		C.E. Peterson	
1922-23	Southern Calif. JC	17	5		6	0	1st	14-3	3-2	0-0	11-5		C.E. Peterson	
1923-24	Southern Calif. JC	7	6		5	1	2nd	5-5	2-1	0-0	2-5		C.E. Peterson	
1924-25	Southern Calif. JC	17	7		3	0	1st	16-4	1-3	0-0	14-7		C.E. Peterson	
1925-26	independent	15	4					11-3	4-1	0-0	15-4		C.E. Peterson	
1926-27	So. Calif. Intercollegiate	9	6		5	6	4th	9-0	0-6	0-0	4-0		Tom McMullen	
1927-28	So. Calif. Intercollegiate	10	8		2	6	6th	7-4	3-4	0-0	8-2		Tom McMullen	
1928-29	So. Calif. Intercollegiate	8	8		3	4	4th	7-3	1-5	0-0	5-4		*McMullen/Gross	
1929-30	So. Calif. Intercollegiate	6	6		2	5	5th	6-3	0-3	0-0	4-1		Morris Gross	
1930-31	So. Calif. Intercollegiate	7	3		4	3	3rd	6-1	1-2	0-0	3-0		Morris Gross	
1931-32	So. Calif. Intercollegiate	13	2	1	5	1	1st	9-1-1	4-1	0-0	8-2-1		Morris Gross	
1932-33	So. Calif. Intercollegiate	5	6		4	3	3rd	5-4	0-2	0-0	1-3		Morris Gross	
1933-34	So. Calif. Intercollegiate	11	5		10	2	1st	6-3	5-2	0-0	1-3		Morris Gross	
1934-35	So. Calif. Intercollegiate	13	7		5	5	4th	9-5	4-2	0-0	8-2		Morris Gross	
1935-36	So. Calif. Intercollegiate	11	5		7	3	2nd	9-3	2-2	0-0	4-2		Morris Gross	
1936-37	So. Calif. Intercollegiate	17	9		9	1	1st	14-3	3-6	0-0	8-8		Morris Gross	
1937-38	So. Calif. Intercollegiate	20	8		5	3	2nd	18-7	2-1	0-0	15-5		Morris Gross	
1938-39	So. Calif. Intercollegiate	24	7		6	2	1st	15-6	5-0	4-1	14-4	NAIB Finalist (4-1)	Morris Gross	
1939-40	Calif. Collegiate Athletic	22	6		3	3	3rd	18-3	0-2	4-1	15-2	NAIB Finalist (4-1)	Morris Gross	
1940-41	Calif. Collegiate Athletic	24	7		8	4	T-1st	15-3	4-4	5-0	11-3	NAIB Champions (5-0)	Morris Gross	
1941-42	Calif. Collegiate Athletic	13	9		8	4	1st	10-6	2-2	1-1	4-4	NAIB 2nd Round (1-1)	Morris Gross	
1942-43	independent	14	9					11-5	3-4	0-0	14-9		DeLauer/Mitchell	
1943-44	independent	6	10					4-7	2-3	0-0	6-10		Alex Alexander	
1944-45	independent	11	16					6-12	5-4	0-0	11-16		Alex Alexander	
1945-46	independent	18	8					14-6	4-3	0-0	18-8		Charlie Smith	
1946-47	Calif. Collegiate Athletic	13	15		5	5	T-2nd	12-7	1-8	0-0	8-10		Charlie Smith	
1947-48	Calif. Collegiate Athletic	14	13		5	5	3rd	11-4	3-9	0-0	9-8		Charlie Smith	
1948-49	Calif. Collegiate Athletic	13	13		6	4	2nd	10-2	3-11	0-0	7-9		George Ziegenfuss	
1949-50	Calif. Collegiate Athletic	14	10		5	5	3rd	12-4	2-6	0-0	9-5		George Ziegenfuss	
1950-51	Calif. Collegiate Athletic	9	19		3	7	5th	6-8	3-10	0-1	6-12		George Ziegenfuss	
1951-52	Calif. Collegiate Athletic	11	12		3	5	4th	9-7	2-5	0-0	8-7		George Ziegenfuss	
1952-53	Calif. Collegiate Athletic	16	12		7	3	2nd	12-4	4-8	0-0	9-9		George Ziegenfuss	
1953-54	Calif. Collegiate Athletic	18	6		8	2	1st	11-2	7-4	0-0	10-3	NAIA 1st Round (0-1)	George Ziegenfuss	
1954-55	Calif. Collegiate Athletic	17	9		5	3	T-2nd	9-2	8-7	0-0	12-6		George Ziegenfuss	
1955-56	independent	23	6		-	-	-	14-0	7-5	2-1	19-5	NAIA 2nd Round (1-1)	George Ziegenfuss	
1956-57	Calif. Collegiate Athletic	17	10		6	2	1st	10-4	5-5	2-1	9-7	D-II Quarterfinalist (2-1)	George Ziegenfuss	
1957-58	Calif. Collegiate Athletic	17	8		9	1	T-1st	10-3	7-4	0-1	8-6		George Ziegenfuss	
1958-59	Calif. Collegiate Athletic	17	8		7	3	2nd	12-2	5-6	0-0	10-5		George Ziegenfuss	
1959-60	Calif. Collegiate Athletic	9	17		2	3	6th	6-7	3-9	0-1	7-9		George Ziegenfuss	
1960-61	Calif. Collegiate Athletic	10	14		3	7	6th	10-6	0-8	0-0	7-7		George Ziegenfuss	
1961-62	Calif. Collegiate Athletic	10	16		5	7	5th	7-7	3-9	0-0	5-9		George Ziegenfuss	
1962-63	Calif. Collegiate Athletic	17	9		8	4	T-2nd	12-2	5-7	0-0	9-5		George Ziegenfuss	
1963-64	Calif. Collegiate Athletic	15	11		6	4	3rd	9-3	6-8	0-0	9-7		George Ziegenfuss	
1964-65	Calif. Collegiate Athletic	14	11		5	5	T-3rd	9-3	5-8	0-0	9-6		George Ziegenfuss	
1965-66	Calif. Collegiate Athletic	14	12		6	4	T-2nd	10-3	4-9	0-0	8-8		George Ziegenfuss	
1966-67	Calif. Collegiate Athletic	24	5		9	1	1st	16-0	8-4	0-1	13-3	D-II Quarterfinalist (2-1)	George Ziegenfuss	
1967-68	Calif. Collegiate Athletic	21	6		11	3	1st	9-2	11-3	1-1	9-2	D-II Reg. Third Place (1-1)	George Ziegenfuss	
1968-69	independent	10	15		-	-	-	5-7	4-8	1-0	10-15		George Ziegenfuss	
1969-70	Pacific Coast Ath. Assoc.	13	13		3	7	5th	8-5	5-8	0-0	10-6		Dick Davis	
1970-71	Pacific Coast Ath. Assoc.	12	14		3	7	5th	10-4	2-10	0-0	9-7		Dick Davis	
1971-72	Pacific Coast Ath. Assoc.	18	10		7	5	3rd	11-2	6-8	1-0	11-5		Dick Davis	
1972-73	Pacific Coast Ath. Assoc.	15	11		7	5	3rd	11-2	4-9	0-0	8-6		Dick Davis	
1973-74	Pacific Coast Ath. Assoc.	7	19		4	8	T-4th	5-6	1-12	1-1	3-11		Dick Davis	
1974-75	Pacific Coast Ath. Assoc.	14	13		6	4	2nd	9-5	4-6	1-2	8-8	NCAA 1st Round (0-1)	Tim Vezie	
1975-76	Pacific Coast Ath. Assoc.	16	13		5	5	T-3rd	10-3	4-9	2-1	9-7	Champion (2-0)	NCAA 1st Round (0-1)	Tim Vezie
1976-77	Pacific Coast Ath. Assoc.	13	15		9	3	T-1st	8-4	4-9	1-2	3-11	First Round (1-1)	Tim Vezie	
1977-78	Pacific Coast Ath. Assoc.	19	9		11	3	T-1st	12-1	6-6	1-2	7-5	Semifinalist (1-1)	Tim Vezie	

INTRODUCTION

COACHES & STAFF

PLAYERS

2021-22 REVIEW

RECORDS

HISTORY

UNIVERSITY

AZTEC BASKETBALL MEDIA GUIDE

Year-By-Year Summary



MOUNTAIN WEST-RECORD 14-TIME CONFERENCE CHAMPIONS

Year	Conference	All Games			Conference			Regular-Season				Conference Tournament	Postseason Results	Head Coach
		W	L	T	W	L	Place	H	A	N	NC			
1978-79	Western Athletic	15	12		4	8	T-5th	13-4	2-8	0-0	0-0			Tim Vezie
1979-80	Western Athletic	6	21		3	11	T-7th	6-11	0-10	0-0	3-10			Smokey Gaines
1980-81	Western Athletic	15	12		8	8	5th	9-5	6-7	0-0	7-4			Smokey Gaines
1981-82	Western Athletic	20	9		11	5	T-2nd	16-2	4-7	0-0	9-4		NIT 1st Round (0-1)	Smokey Gaines
1982-83	Western Athletic	18	10		8	8	T-5th	14-3	4-7	0-0	10-2			Smokey Gaines
1983-84	Western Athletic	15	13		6	10	T-6th	11-5	3-8	1-0	9-3			Smokey Gaines
1984-85	Western Athletic	23	8		11	5	2nd	12-3	8-4	3-1	10-2	Champion (2-0)	NCAA 1st Round (0-1)	Smokey Gaines
1985-86	Western Athletic	10	19		7	9	6th	7-5	1-11	2-3	2-9	Semifinalist (1-1)		Smokey Gaines
1986-87	Western Athletic	5	25		2	14	T-8th	5-12	0-10	0-3	2-10	Quarterfinalist (1-1)		Smokey Gaines
1987-88	Western Athletic	12	17		5	11	7th	9-6	2-8	1-3	7-5	Quarterfinalist (0-1)		Jim Brandenburg
1988-89	Western Athletic	12	17		4	12	9th	11-6	1-10	0-1	8-4	First Round (0-1)		Jim Brandenburg
1989-90	Western Athletic	13	18		4	12	8th	10-6	1-10	2-2	9-5	First Round (0-1)		Jim Brandenburg
1990-91	Western Athletic	13	16		6	10	T-7th	10-6	2-9	1-1	6-5	Quarterfinalist (1-1)		Jim Brandenburg
1991-92	Western Athletic	2	26		0	16	9th	1-13	0-13	1-0	2-10			*Brandenburg/Harrick
1992-93	Western Athletic	8	21		3	15	T-9th	6-9	1-11	1-1	4-5	Quarterfinalist (1-1)		Tony Fuller
1993-94	Western Athletic	12	16		6	12	9th	7-6	4-9	1-1	5-3	Quarterfinalist (1-1)		Tony Fuller
1994-95	Western Athletic	11	17		5	13	9th	9-5	1-11	1-1	5-3	Quarterfinalist (1-1)		Fred Trenkle
1995-96	Western Athletic	15	14		8	10	T-6th	11-4	3-10	1-0	6-3	Quarterfinalist (1-1)		Fred Trenkle
1996-97	Western Athletic	12	15		4	12	7th	9-5	3-10	0-0	8-3			Fred Trenkle
1997-98	Western Athletic	13	15		5	9	6th	7-7	5-6	1-2	7-5	Quarterfinalist (1-1)		Fred Trenkle
1998-99	Western Athletic	4	22		2	12	8th	4-11	0-11	0-0	2-10			Fred Trenkle
1999-00	Mountain West	5	23		0	14	8th	5-10	0-13	0-0	5-8	Quarterfinalist (0-1)		Steve Fisher
2000-01	Mountain West	14	14		4	10	7th	12-5	2-8	0-1	10-3	Quarterfinalist (0-1)		Steve Fisher
2001-02	Mountain West	21	12		7	7	T-4th	12-3	6-8	3-1	11-4	Champion (3-0)	NCAA 1st Round (0-1)	Steve Fisher
2002-03	Mountain West	16	14		6	8	5th	11-6	5-8	0-0	9-4	Quarterfinalist (0-1)	NIT 2nd Round (1-1)	Steve Fisher
2003-04	Mountain West	14	16		5	9	T-5th	11-4	2-10	1-2	9-6	Quarterfinalist (0-1)		Steve Fisher
2004-05	Mountain West	11	18		4	10	6th	7-9	3-8	1-1	6-7	Semifinalist (1-1)		Steve Fisher
2005-06	Mountain West	24	9		13	3	1st	13-2	7-5	4-2	8-5	Champion (3-0)	NCAA 1st Round (0-1)	Steve Fisher
2006-07	Mountain West	22	11		10	6	T-3rd	14-2	6-8	2-1	11-3	Quarterfinalist (0-1)	NIT 2nd Round (1-1)	Steve Fisher
2007-08	Mountain West	20	13		9	7	4th	11-3	6-8	3-2	10-4	Semifinalist (1-1)	NIT 1st Round (0-1)	Steve Fisher
2008-09	Mountain West	26	10		11	5	4th	16-2	6-5	4-3	10-3	Finalist (2-1)	NIT Semifinals (3-1)	Steve Fisher
2009-10	Mountain West	25	9		11	5	T-3rd	14-1	9-7	2-1	11-3	Champion (3-0)	NCAA 1st Round (0-1)	Steve Fisher
2010-11	Mountain West	34	3		14	2	T-1st	14-1	12-1	8-1	15-0	Champion (3-0)	NCAA Sweet 16 (2-1)	Steve Fisher
2011-12	Mountain West	26	8		10	4	T-1st	17-2	7-4	2-2	14-2	Finalist (2-1)	NCAA 2nd Round (0-1)	Steve Fisher
2012-13	Mountain West	23	11		9	7	T-4th	14-1	4-6	5-4	12-2	Semifinalist (1-1)	NCAA 3rd Round (1-1)	Steve Fisher
2013-14	Mountain West	31	5		16	2	1st	15-1	10-2	6-2	11-1	Finalist (2-1)	NCAA Sweet 16 (2-1)	Steve Fisher
2014-15	Mountain West	27	9		14	4	T-1st	16-1	7-5	4-3	10-3	Finalist (2-1)	NCAA 3rd Round (1-1)	Steve Fisher
2015-16	Mountain West	28	10		16	2	1st	16-4	9-2	3-4	7-6	Finalist (2-1)	NIT Semifinals (3-1)	Steve Fisher
2016-17	Mountain West	19	14		9	9	6th	10-4	4-9	5-1	8-4	Semifinalist (2-1)		Steve Fisher
2017-18	Mountain West	22	11		11	7	T-4th	13-2	4-7	5-2	8-3	Champion (3-0)	NCAA 1st Round (0-1)	Brian Dutcher
2018-19	Mountain West	21	13		11	7	T-4th	14-3	5-7	2-3	8-5	Finalist (2-1)		Brian Dutcher
2019-20	Mountain West	30	2		17	1	1st	14-1	11-0	5-1	11-0	Finalist (2-1)	NCAA Tournament canceled	Brian Dutcher
2020-21	Mountain West	23	5		14	3	1st	13-2	6-2	4-1	6-1	Champion (3-0)	NCAA 1st Round (0-1)	Brian Dutcher
2021-22	Mountain West	23	9		13	4	3rd	14-1	5-5	4-3	8-3	Finalist (2-1)	NCAA 1st Round (0-1)	Brian Dutcher

* - Harrick replaced Brandenburg for final seven games of '91-92 season. McMullen coached first seven games of the '28-29 season. All 2019-20 postseason tournaments were canceled due to the coronavirus (COVID-19) pandemic.

INTRODUCTION

COACHES & STAFF

PLAYERS

2021-22 REVIEW

RECORDS

HISTORY

UNIVERSITY

AZTEC BASKETBALL MEDIA GUIDE

Year-By-Year Rankings



MOUNTAIN WEST-RECORD 14-TIME CONFERENCE CHAMPIONS

• NCAA Division I Rankings

Year	Div. I Teams	Score Off.	Score Def.	Score Mar.	FG Pct.	FG Def.	3FG Gm	3FG Pct.	FT Pct.	Reb. Mar.	Ast.	BS	Stl.	W-L Pct.	TO	PF	Final RPI*	RPI SoS*	Sagarin
1999-00	310																278	94	273
2000-01	318																159	153	143
2001-02	321	95	175	103	22	137	300	101	256	66	133	97	188	T-80	190	---	47	25	66
2002-03	325	127	164	130	85	216	165	126	221	29	113	205	238	141	177	200	105	76	108
2003-04	326	132	207	174	217	231	187	243	135	146	132	208	71	185	61	132	116	64	111
2004-05	326	172	230	225	222	283	238	234	150	244	265	191	63	252	130	95	189	75	165
2005-06	326	51	136	47	62	178	130	12	55	53	188	168	107	37	195	46	61	116	68
2006-07	325	105	155	96	51	126	254	169	120	173	84	69	42	60	195	12	60	69	71
2007-08	328	214	52	107	146	208	271	245	203	88	199	246	67	100	109	102	85	94	97
2008-09	330	176	15	45	124	60	195	125	114	105	169	242	52	37	73	47	31	34	42
2009-10	334	134	36	36	25	46	258	241	320	10	130	54	96	34	141	35	25	45	45
2010-11	336	81	7	10	43	17	179	145	156	12	125	43	195	2	16	2	3	21	6
2011-12	338	96	82	51	88	39	201	170	132	43	217	288	266	30	87	32	31	60	61
2012-13	345	121	44	47	144	32	185	218	210	65	185	51	146	66	74	13	35	25	37
2013-14	345	196	2	6	212	8	280	103	284	26	329	35	35	5	13	21	13	58	18
2014-15	351	299	2	37	263	7	278	271	331	72	305	24	91	21	65	4	26	59	33
2015-16	351	268	3	47	263	1	284	278	216	32	325	10	239	39	139	37	30	43	45
2016-17	351	281	15	68	299	8	207	318	187	141	324	34	94	122	61	90	99	106	76
2017-18	351	79	59	31	114	54	217	243	162	39	93	189	167	66	91	98	64	96	50
2018-19	351	200	64	101	220	38	179	89	146	123	94	174	236	93	129	259	87	92	87
2019-20	353	76	3	3	34	10	33	13	16	80	46	231	108	2	16	121	4	98	9
2020-21	347	109	8	13	107	12	57	43	133	59	109	220	29	12	36	261	26	110	27
2021-22	350	305	2	60	229	4	297	79	265	122	239	39	79	46	193	241	30	96	33

* - Final NCAA RPI or NET (beginning in 2018-19). RED - indicates the highest national ranking in the Mountain West

• Mountain West All-Games Rankings

Year	Conf. Place	Scoring Off.	Scoring Def.	Scoring Mar.	FT Pct.	FG Pct.	FG Def.	3FG Pct.	3G Def.	Reb. Off.	Reb. Def.	Reb. Mar.	BS	Ast.	Stl.	TO Mar.	A/TO Ratio	3FG Gm	MW Record
1999-00	8	8	6	8	7	7	7	8	7	7	6	8	6	6	5	8	8	8	0-14
2000-01	7	7	6	6	7	7	5	5	2	4	7	7	6	4	4	5	5	5	4-10
2001-02	T-4	3	6	4	8	2	3	6	4	2	7	4	4	4	4	5	6	7	7-7
2002-03	5	5	4	6	7	5	4	7	6	4	1	1	6	4	3	6	7	5	6-8
2003-04	T-5	3	6	7	7	8	6	8	8	2	7	6	7	3	1	2	4	3	5-9
2004-05	6	5	7	7	6	7	7	8	6	7	6	7	6	8	2	2	6	6	4-10
2005-06	1	2	6	2	2	5	4	2	3	3	3	3	5	7	3	6	6	3	13-3
2006-07	T-3	6	4	4	6	5	3	7	2	4	6	4	3	5	1	4	5	7	10-6
2007-08	4	7	5	5	6	5	7	8	5	6	2	3	7	6	3	4	6	9	9-7
2008-09	4	7	1	3	6	5	4	7	2	5	5	4	6	5	1	4	4	8	11-5
2009-10	T-3	5	1	4	9	2	2	7	8	3	1	1	2	5	4	5	4	8	11-5
2010-11	1	3	1	2	4	3	1	4	1	2	1	1	2	6	7	3	3	5	14-2
2011-12	1	4	4	3	4	4	2	6	5	3	5	2	6	5	7	7	4	8	10-4
2012-13	T-4	5	4	3	7	4	3	7	5	3	6	4	2	6	3	6	6	7	9-7
2013-14	1	7	1	1	10	8	1	3	1	3	3	3	2	11	1	1	10	11	16-2
2014-15	1	8	1	3	11	9	1	8	2	4	6	4	2	9	2	3	9	9	14-4
2015-16	1	10	1	1	8	11	1	9	1	3	3	1	2	11	8	6	11	10	16-2
2016-17	6	11	1	2	9	10	1	11	4	5	7	4	1	11	2	2	11	7	9-9
2017-18	T-4	6	1	2	7	5	1	8	2	3	4	3	5	5	3	3	3	7	11-7
2018-19	T-4	7	3	4	5	7	2	2	2	6	7	4	6	4	8	4	4	8	11-7
2019-20	1	6	1	1	1	2	1	2	2	7	2	3	6	5	2	1	1	3	17-1
2020-21	1	5	1	1	5	3	2	1	7	5	6	2	7	5	1	1	1	2	14-3
2021-22	3	9	1	3	8	9	1	2	1	?	?	5	1	8	1	2	10	11	13-4

• Record By Conference Affiliation

By Conference	Seasons	First Yr.	Last Yr.	All Games				Conference		
				W	L	T	Pct.	W	L	Pct.
Southern California JC Conference	4	1922	1925	55	26		.691	18	2	.900
Independent/No Conference	7	1926	1969	97	68		.588			
Southern California Intercollegiate Athletic Conference (SCIAC)	13	1927	1939	154	80	1	.658	67	44	.604
California Collegiate Athletic Association (CCAA)	4	1940	1968	369	258		.589	143	94	.603
Pacific Coast Athletic Association (PCAA)	9	1970	1978	127	117		.520	55	47	.539
Western Athletic Conference (WAC)	21	1979	1999	254	343		.425	112	222	.335
Mountain West Conference (MWC)	22	2000	2022	505	249		.670	234	136	.632
TOTAL	101			1,561	1,141	1	.578	629	545	.536

• Record By Decade

By Decade	All Games			Conference			All Games			Conference		
	W	L	Pct.	W	L	Pct.	W	L	Pct.	W	L	Pct.
1922-29	97	52	.651	28	23	.549				59	55	.518
1930-39#	127	58	.685	57	28	.671				65	93	.411
1940-49	148	106	.583	35	25	.583				43	121	.262
1950-59	159	100	.614	53	31	.631				69	79	.487
1960-69	144	116	.554	55	38	.591				121	49	.712
2020-Present	76	16	.826							44	8	.846

- includes tie.

INTRODUCTION

COACHES & STAFF

PLAYERS

2021-22 REVIEW

RECORDS

HISTORY

UNIVERSITY

AZTEC BASKETBALL MEDIA GUIDE

AP National Rankings



MOUNTAIN WEST-RECORD 14-TIME CONFERENCE CHAMPIONS

SDSU IN AP TOP-25

Rk.	Weeks	Last Time
1.		
2.		
3.		
4.	6	Feb. 17, 2020
5.	5	Mar. 2, 2020
6.	10	Mar. 16, 2020
7.	7	Jan. 13, 2020
8.	1	Mar. 10, 2014
9.	1	Feb. 28, 2011
10.	2	Mar. 3, 2014
11.	1	Dec. 13, 2010
12.		
13.	8	Dec. 30, 2019
14.	1	Dec. 6, 2010
15.	3	Dec. 23, 2019
16.	4	Nov. 17, 2014
17.	5	Mar. 15, 2021
18.	6	Dec. 14, 2020
19.	4	Mar. 8, 2021
20.	3	Dec. 16, 2019
21.	2	Dec. 30, 2013
22.	4	Feb. 22, 2021
23.	1	Nov. 26, 2012
24.	6	Dec. 7, 2020
25.	8	Feb. 15, 2021
TOTAL	88	

Top-5	11 weeks	Mar. 2, 2020
Top-10	32 weeks	Mar. 16, 2020
Top-15	45 weeks	Mar. 16, 2020
Top-20	67 weeks	Mar. 15, 2021

SDSU AS AP NATIONALLY-RANKED TEAM

Date*	AP	Pts.	CO	Record	Consecutive
2010-11 season - 19 weeks Highest Rank: 4 Final Rank: 6					
Oct. 28, 2010	25	158	--	0-0	PS 1
Nov. 15, 2010	25	162	--	1-0	2
Nov. 22, 2010	18	567	22	4-0	3
Nov. 29, 2010	17	594	19	6-0	4
Dec. 6, 2010	14	759	15	8-0	5
Dec. 13, 2010	11	914	10	10-0	6
Dec. 20, 2010	7	1,134	7	12-0	7
Dec. 27, 2010	7	1,157	7	14-0	8
Jan. 3, 2011	6	1,198	6	15-0	9
Jan. 10, 2011	6	1,249	6	17-0	10
Jan. 17, 2011	6	1,294	6	19-0	11
Jan. 24, 2011	4	1,386	4	20-0	12
Jan. 31, 2011	7	1,218	7	21-1	13
Feb. 7, 2011	6	1,259	6	23-1	14
Feb. 14, 2011	6	1,256	6	25-1	15
Feb. 21, 2011	6	1,327	4	27-1	16
Feb. 28, 2011	9	1,151	9	27-2	17
Mar. 7, 2011	7	1,197	6	29-2	18
Mar. 14, 2011	6	1,322	5	32-2	F 19
2011-12 season - 12 weeks Highest Rank: 13 Final Rank: 22					
Dec. 26, 2011	25	119	--	11-2	1
Jan. 2, 2012	24	196	25	12-2	2
Jan. 9, 2012	22	313	22	13-2	3
Jan. 16, 2012	16	621	16	15-2	4
Jan. 23, 2012	13	832	12	17-2	5
Jan. 30, 2012	17	566	17	18-3	6
Feb. 6, 2012	13	728	14	20-3	7
Feb. 13, 2012	13	688	15	20-4	8
Feb. 20, 2012	24	176	25	20-6	9
Feb. 27, 2012	21	304	23	22-6	10
Mar. 5, 2012	18	441	21	24-6	11
Mar. 12, 2012	22	223	23	26-7	F 12

2012-13 season - 12 weeks Highest Rank: 15					
Oct. 26, 2012	20	463	20	0-0	PS 13
Nov. 12, 2012	25	128	23	0-1	14
Nov. 19, 2012	25	98	25	2-1	15
Nov. 26, 2012	23	182	21	4-1	16
Dec. 3, 2012	17	410	15	5-1	17
Dec. 10, 2012	18	491	15	7-1	18
Dec. 17, 2012	18	493	15	8-1	19
Dec. 24, 2012	17	557	16	11-1	20
Dec. 31, 2012	19	437	17	11-2	21
Jan. 7, 2013	16	591	15	12-2	22
Jan. 14, 2013	15	704	14	14-2	23
Jan. 28, 2013	22	302	20	16-4	1

2013-14 season - 16 weeks Highest Rank: 5 Final Rank: 13					
Dec. 2, 2013	24	150	--	5-1	1
Dec. 9, 2013	25	159	24	7-1	2
Dec. 16, 2013	24	176	23	7-1	3
Dec. 23, 2013	20	378	20	9-1	4
Dec. 30, 2013	21	371	19	10-1	5
Jan. 6, 2014	13	823	15	12-1	6
Jan. 13, 2014	10	1,020	11	14-1	7
Jan. 20, 2014	7	1,211	7	16-1	8
Jan. 27, 2014	5	1,337	5	18-1	9
Feb. 3, 2014	5	1,370	5	19-1	10
Feb. 10, 2014	5	1,373	5	21-1	11
Feb. 17, 2014	6	1,232	7	22-2	12
Feb. 24, 2014	13	886	13	23-3	13
Mar. 3, 2014	10	995	10	25-3	14
Mar. 10, 2014	8	1,143	7	27-3	15
Mar. 17, 2014	13	890	11	29-4	F 16

2014-15 season - 7 weeks Highest Rank: 13					
Oct. 31, 2014	16	560	17	0-0	PS 17
Nov. 17, 2014	16	564	16	1-0	18
Nov. 24, 2014	15	736	15	3-0	19
Dec. 1, 2014	13	784	14	5-1	20
Dec. 8, 2014	18	390	16	6-2	21
Dec. 15, 2014	19	424	17	7-2	22
Feb. 23, 2015	24	117	22	22-6	1

2019-20 season - 15 weeks Highest Rank: 4 Final Rank: 6					
Dec. 9, 2019	25	197	24	10-0	1
Dec. 16, 2019	20	431	20	10-0	2
Dec. 23, 2019	15	763	14	12-0	3
Dec. 30, 2019	13	780	12	13-0	4
Jan. 6, 2020	7	1,130	7	15-0	5
Jan. 13, 2020	7	1,266	6	17-0	6
Jan. 20, 2020	4	1,422	4	19-0	7
Jan. 27, 2020	4	1,408	4	21-0	8
Feb. 3, 2020	4	1,447	4	23-0	9
Feb. 10, 2020	4	1,422	4	24-0	10
Feb. 17, 2020	4	1,404	4	26-0	11
Feb. 24, 2020	5	1,287	5	26-1	12
Mar. 2, 2020	5	1,375	5	28-1	13
Mar. 9, 2020	6	1,261	6	30-2	14
Mar. 16, 2020	6	1,279	6	30-2	F 15

2020-21 season - 7 weeks Highest Rank: 16 Final Rank: 16					
Dec. 7, 2020	24	123	--	4-0	1
Dec. 14, 2020	18	455	20	5-0	2
Feb. 15, 2021	25	75	--	15-4	1
Feb. 22, 2021	22	222	25	17-4	2
Mar. 1, 2021	19	406	21	19-4	3
Mar. 8, 2021	19	462	T-19	20-4	4
Mar. 15, 2021	16	521	18	23-4	F 5

* - indicates date of poll. PS - Indicates preseason poll, F - indicates final AP Poll (released prior to the NCAA Tournament).

SDSU RANKED IN FINAL POLL

Season	AP	USAT
2010-11	6	5
2011-12	22	23
2013-14	13	11
2019-20	6	6
2020-21	16	--

SDSU RANKED IN PRESEASON POLL

Season	AP	USAT
2010-11	25	--
2012-13	20	20
2014-15	16	17



In the championship game of the 2011 Mountain West Tournament, Billy White (2008-11) scored 21 points and grabbed 12 rebounds as the No. 7 Aztecs handed the No. 8 BYU Cougars a 72-54 defeat on the way to the program's first Sweet 16 appearance in the NCAA Tournament.

INTRODUCTION

COACHES & STAFF

PLAYERS

2021-22 REVIEW

RECORDS

HISTORY

UNIVERSITY

AZTEC BASKETBALL MEDIA GUIDE

vs. Nationally Ranked Opponents



MOUNTAIN WEST-RECORD 14-TIME CONFERENCE CHAMPIONS

Division I Era: 38-104 vs. AP Ranked Teams

Date	AP	CO	Opponent	Result
1970-71 (0-1)				
F.26.71	20		*at Long Beach State	L 61-63
1971-72 (0-4)				
J.6.72	8		*Long Beach State (SA)	L 75-89
F.12.72	8		*at Long Beach State	L 68-85
F.25.72	17		*at Hawai'i	L 75-94
F.26.72	17		*at Hawai'i	L 83-91
1972-73 (0-3)				
N.27.72	17		at Kansas State	L 67-79
F.7.73	3		*at Long Beach State	L 76-97
F.10.73	3		*Long Beach State (SA)	L 66-84
1973-74 (1-4)				
D.11.73	14		at Arizona	L 79-109
D.21.73	13		Kansas State (SA)	W 88-75
J.8.74	7		at Marquette	L 66-90
F.7.74	9		*at Long Beach State	L 48-64
F.9.74	9		*Long Beach (SA)	L 66-84
1974-75 (0-4)				
D.7.74	18		Arizona (SA)	L 79-81
D.9.74	12		Purdue (SA)	L 87-91
J.1.75	13		Marquette (SA)	L 54-58
M.15.75	17		vs. UNLV (NCAA-FR)	L 80-90
1975-76 (0-2)				
D.15.75	5		at UCLA	L 86-101
M.13.76	6		vs. UCLA (NCAA-FR)	L 64-74
1976-77 (0-2)				
N.26.76	4		at UCLA	L 64-74
J.6.77	11		at Arizona	L 77-80
1977-78 (0-1)				
D.10.77	10		at UNLV	L 95-101
1978-79 (2-1)				
D.5.78	17		at San Francisco	W 77-75
D.16.78	5		at UCLA	L 73-97
D.23.78	7		Kansas (SA)	W 81-69
1979-80 (0-3)				
D.8.79	19		at Kansas	L 66-79
J.24.80	20		*Brigham Young (SA)	L 91-123
M.1.80	12		*at Brigham Young	L 81-114
1980-81 (1-4)				
D.30.80	1		DePaul (SA)	L 69-85
J.8.81	17		*at Brigham Young	L 73-84
J.10.81	18		*at Utah	L 74-97
F.12.81	6		*Utah (SA)	L 53-62
F.14.81	15		*Brigham Young (SA)	W 73-72
1981-82 (0-2)				
D.3.81	13		at Arkansas	L 68-85
D.20.81	20		at Georgetown	L 53-71
1982-83 (0-1)				
D.30.82	16		Villanova (SA)	L 57-63
1983-84 (1-1)				
J.12.84	8		*at UTEP	L 59-75
F.9.84	7		*UTEP (SA)	W 73-62
1984-85 (0-1)				
M.14.85	9		vs. UNLV (NCAA-1R)	L 80-85
1985-86 (1-1)				
D.20.85	12		at UNLV	L 85-105
J.18.86	17		*UTEP (SA)	W 67-66
1986-87 (0-1)				
D.4.86	20		Arizona (SA)	L 78-110
1987-88 (2-2)				
J.14.88	18		*New Mexico (SA)	W 64-59
F.18.88	7		*Brigham Young (SA)	at-W 82-80
E.27.88	16		*at Wyoming	L 59-85
M.9.88	14		vs. Wyoming (WAC-QF)	L 76-83

1988-89 (0-2)				
D.21.88	16		Tennessee (SA)	L 75-77
D.29.88	7		North Carolina (SA)	L 92-103
1990-91 (0-4)				
N.24.90	5		at North Carolina	L 63-99
D.29.90	10		at UCLA	L 74-94
F.9.91	17		*at Utah	L 60-67
M.7.91	8		vs. Utah (WAC-QF)	L 56-67
1991-92 (0-3)				
D.14.91	3		UCLA (SA)	L 64-84
J.18.92	23		*at UTEP	L 58-72
J.23.92	19		*UTEP (SA)	L 54-77
1992-93 (0-4)				
D.12.92	22		UNLV (PG)	L 77-89
J.23.92	22		*at Utah	L 53-78
F.11.93	16		*Utah (PG)	L 77-88
M.11.93	15		at Utah (WAC-QF)	L 64-85
1994-95 (0-1)				
M.9.95	22		vs. Utah (WAC-QF)	L 63-72
1995-96 (0-3)				
J.8.96	25		*at New Mexico	L 74-77
J.15.96	15		*Utah (SA)	L 59-67
F.17.96	7		*at Utah	L 74-88
1996-97 (0-1)				
F.24.97	25		at Stanford	L 50-97
1997-98 (1-2)				
D.16.97	9		Stanford (CA)	L 42-63
J.10.98	21		*Hawai'i (CA)	W 81-72
F.14.98	19		*at TCU	L 69-91
1998-99 (0-3)				
J.7.99	15		*at New Mexico	L 60-90
F.8.99	17		*New Mexico	L 60-85
F.11.99	14		*at Utah	L 38-86
1999-00 (0-2)				
D.12.99	17		at Oklahoma State	L 63-97
J.10.00	--		*Utah (CA)	L 55-70
F.10.00	21		*at Utah	L 65-83
2001-02 (1-2)				
D.8.01	21		Fresno State (CA)	W 93-78
D.29.01	1		at Duke	L 79-92
M.15.02	13		vs. Illinois (NCAA-1R)	L 64-93
2002-03 (0-2)				
D.7.02	1		Arizona (CA)	L 81-89
J.6.03	23		Texas Tech (CA)	L 63-75
2003-04 (0-1)				
D.22.03	5		at Arizona	L 71-83
2004-05 (0-3)				
D.7.04	16		at Washington	L 69-98
F.5.05	21		*Utah (CA)	L 41-61
M.5.05	16		*at Utah	L 67-77
2006-07 (2-2)				
D.9.06	14		Arizona (CA)	L 48-69
J.20.07	13		*at Air Force	L 51-56
F.6.07	15		*Air Force (CA)	W 62-41
F.24.07	21		*Brigham Young (CA)	W 86-74
2007-08 (0-2)				
D.22.07	19		at Arizona	L 58-74
M.19.08	24		vs. Brigham Young (MWC-SF)	L 54-63
2008-09 (1-1)				
N.18.08	15		Arizona State (CA)	L 52-59
M.13.09	25		vs. Brigham Young (MWC-SF)	W 64-62
2009-10 (3-4)				
J.9.10	15		*New Mexico (VA)	W 74-64
J.23.10	14		*Brigham Young (VA)	L 69-71
F.6.10	15		*at New Mexico	ot-L 86-88
F.13.10	23		*UNLV (VA)	W 68-58
F.24.10	13		*at Brigham Young	L 68-82
M.12.10	8		vs. New Mexico (MWC-SF)	W 72-69
M.18.10	15		vs. Tennessee (NCAA-1R)	L 59-62

2010-11 (2-3)				
N.16.10	11		at Gonzaga	W 79-76
J.26.11	9		at BYU	L 58-71
F.26.11	7		Brigham Young (VA)	L 67-80
M.12.11	8		vs. Brigham Young (MWC-CH)	W 72-54
F.24.11	9		vs. Connecticut (NCAA-S16)	L 67-74
2011-12 (3-2)				
N.15.11	11		at Baylor	L 67-77
N.23.11	23		at Arizona	W 61-57
N.30.11	--		Creighton (VA)	L 83-85
D.4.11	24		California (VA)	W 64-63
J.14.12	12		UNLV (VA)	W 69-67
F.11.12	14		at UNLV	L 63-65
2012-13 (1-5)				
N.11.12	9		vs. Syracuse (USS)	L 49-62
D.1.12	--		vs. UCLA (HC)	W 78-69
D.25.12	3		vs. Arizona (SS)	L 67-68
J.16.13	--		UNLV (VA)	L 75-82
J.26.13	15		New Mexico (VA)	W 55-34
F.13.13	24		at Colorado State	L 60-66
F.27.13	14		at New Mexico	L 60-70
M.15.13	15		vs. New Mexico (MW-SF)	L 50-60
2013-14 (4-3)				
N.14.13	6		Arizona (VA)	L 60-69
N.29.13	20		vs. Creighton (TG)	W 86-80
D.1.13	25		vs. Marquette (HC)	W 67-59
J.5.14	16		at Kansas	W 61-57
M.8.14	21		New Mexico (VA)	W 51-48
M.15.14	20		vs. New Mexico (MW-CH)	L 58-64
M.27.14	4		vs. Arizona (HC) (NCAA-S16)	L 64-70
2014-15 (2-2)				
N.18.14	25		Utah (VA)	W 53-49
N.26.14	3		vs. Arizona (LC)	L 59-61
J.14.15	25		at Wyoming	W 60-52
M.22.15	4		vs. Duke (TW) (NCAA-3R)	L 49-68
2015-16 (1-2)				
N.16.15	16		at Utah	L 76-81
N.26.15	14		vs. California (OA)	W 72-58
N.27.15	--		vs. West Virginia (OA)	L 50-72
D.22.15	2		Kansas (VA)	L 57-70
2016-17 (0-1)				
N.14.16	14		at Gonzaga	L 48-69
2017-18 (3-2)				
D.21.17	12		Gonzaga (VA)	W 72-70
F.10.18	23		at Nevada	L 58-83
M.3.18	21		Nevada (VA)	W 79-74
M.9.18	22		vs. Nevada (MW-SF)	W 90-73
M.15.18	21		vs. Houston (IB) (NCAA-1R)	L 65-67
2018-19 (2-2)				
N.19.18	1		vs. Duke (LC)	L 64-90
F.20.19	6		Nevada (VA)	W 65-57
M.9.19	17		at Nevada	L 53-81
M.15.19	14		vs. Nevada (MW-SF)	W 65-56
2020-21 (2-0)				
N.25.20	22		UCLA (VA) (so)	W 73-58
D.10.20	23		at Arizona State	W 80-68
2021-22 (2-2)				
N.26.21	24		vs. Southern California (AC)	L 56-73
D.4.21	24		at Michigan	L 58-72
J.8.22	20		Colorado State (VA)	W 79-49
M.11.22	23		vs. Colorado State (TM)	W 63-58

Key
 AP - AP poll. CO - Coaches poll. SA - San Diego Sports Arena. CA - Cox Arena. VA - Viejas Arena. AC - Anaheim Convention Center (Anaheim, Calif.). USS - USS Midway (San Diego, Calif.). HC - Honda Center (Anaheim, Calif.). LC - Lahaina Civic Center (Lahaina, Hawaii). OA - Orleans Arena (Las Vegas, Nev.). SS - Stan Sheriff Center (Honolulu, Hawaii). TG - Titan Gym (Fullerton, Calif.). TM - Thomas & Mack Center (Las Vegas, Nev.). TW - Time Warner Cable Arena (Charlotte, N.C.). IB - INTRUST Bank Arena (Wichita, Kan.). 1R - First round. 3R - Third round. S16 - Sweet 16. QF - Quarterfinal. SF - Semifinal. CH - Championship game.

vs. Nationally Ranked Opponents



MOUNTAIN WEST-RECORD 14-TIME CONFERENCE CHAMPIONS

Top-25 Record By Coach

Pl.	Name	Gms.	W	L	Pct.
1.	Brian Dutcher	15	9	6	.600
2.	Steve Fisher	57	20	37	.351
3.	Smokey Gaines	17	3	14	.176
4.	Tim Vezie	12	2	10	.167
5.	Jim Brandenburg	13	2	11	.154
6.	Fred Trenkle	11	1	10	.091
7.	Dick Davis	13	1	12	.077
8.	Tony Fuller	4	0	4	.000
TOTAL		138	36	102	

Top-25 Record By Location

Location	Gms.	W	L	Pct.
Home	52	23	29	.442
Away	62	6	56	.097
Neutral	28	9	19	.321
TOTAL	142	38	104	

Top-25 Record By Home Venue

Venue	Gms.	W	L	Pct.
Viejas/Cox Arena	27	16	11	.593
Sports Arena	23	7	16	.304
Peterson Gym	2	0	2	.000
TOTAL	52	23	29	

Highest-Ranked Victories

Pl.	Opponent	AP	CO	Date	Result	Note
1.	*Nevada	6	6	F.20.19	W, 65-57	
2.	*Brigham Young	7		F.18.88	ot-W, 82-80	
	*UTEP	7		F.9.84	W, 73-62	
	Kansas	7		D.23.78	W, 81-69	
5.	vs. Brigham Young	8	8	M.12.11	W, 72-54	MW Championship (Las Vegas)
	vs. New Mexico	8	8	M.12.10	W, 72-69	MW Semifinals (Las Vegas, Nev.)
7.	at Gonzaga	11	12	N.16.10	W, 79-76	
8.	Gonzaga	12	15	D.21.17	W, 72-70	
	UNLV	12	12	J.14.12	W, 69-67	
10.	Kansas State	13		D.21.73	W, 88-75	
11.	vs. Nevada	14	17	M.15.19	W, 65-56	MW Semifinal (Las Vegas, Nev.)
	vs. California	14	13	N.26.15	W, 72-58	Las Vegas Inv. Semis. (Las Vegas, Nev.)
13.	*New Mexico	15	17	J.26.13	W, 55-34	
	*New Mexico	15	14	J.9.10	W, 74-64	
	*Air Force	15	13	F.6.07	W, 62-41	
	*Brigham Young	15		F.14.81	W, 73-72	
17.	at Kansas	16	17	J.5.14	W, 61-57	
18.	*UTEP	17		J.18.86	W, 67-66	
	at San Francisco	17		D.5.78	W, 77-75	
20.	*New Mexico	18		J.14.88	W, 64-59	
21.	*Colorado State	20	19	J.8.22	W, 79-49	
	vs. Creighton	20	18	N.29.13	W, 86-80	Wooden Legacy Semis (Anaheim, Calif.)
23.	*Nevada	21	21	M.3.18	W, 79-74	
	*New Mexico	21	21	M.8.14	W, 51-48	
	*Brigham Young	21	22	F.24.07	W, 86-74	
	Fresno State	21	16	D.8.01	W, 93-78	
	*Hawaii	21		J.10.98	W, 81-72	
28.	UCLA	22	21	N.25.20	W, 73-58	
	vs. Nevada	22	22	M.9.18	W, 90-73	MW Semifinal (Las Vegas, Nev.)
30.	vs. Colorado State	23	24	M.11.22	W, 63-58	MW Semifinal (Las Vegas, Nev.)
	at Arizona State	23	23	D.10.20	W, 80-68	
	at Arizona	23	23	N.23.11	W, 61-57	
	*UNLV	23	25	F.13.10	W, 68-58	
34.	California	24	24	D.4.11	W, 64-63	
35.	*at Wyoming	25	--	J.14.15	W, 60-52	
	Utah	25	--	N.14.13	W, 53-49	
	vs. Marquette	25	--	D.1.13	W, 67-59	Wooden Legacy Championship (Anaheim, Calif.)
	vs. Brigham Young	25	--	M.13.09	W, 64-62	MW Semifinal (Las Vegas, Nev.)

* - indicates conference game.

Coaching Ledger

By Chronology	Years	Seasons	W	L	T	Pct.	CH	NCAA App.	PS App.
C.E. Peterson (HOF Class of 1988)	5	1922-26	70	30		.700	2		0
Tom McMullen*	2+	1927-29	23	17		.575	0		0
Morris Gross (HOF Class of 1989)	12+	1929-42	190	85	1	*.690	6		4
Don DeLauer & Dick Mitchell	1	1943	14	9		.609			0
Alex Alexander	2	1944-45	17	26		.395			0
Charlie Smith	3	1946-48	45	36		.563	0		0
George Ziegenfuss (HOF Class of 1994)	21	1949-69	316	229		.580	5	3	5
Dick Davis	5	1970-74	65	67		.492	0	0	0
Tim Vezie	5	1975-79	77	62		.554	3	2	0
Smokey Gaines	8	1980-87	112	117		.489	1	1	1
Jim Brandenburg	4+	1988-92	52	87		.356	0	0	0
Jim Harrick, Jr.**	0+	1992	0	7		.000	0	0	0
Tony Fuller	2	1993-94	20	37		.351	0	0	0
Fred Trenkle	5	1995-99	55	83		.399	0	0	0
Steve Fisher (HOF Class of 2017)	18	2000-17	386	209		.649	10	8	13
Brian Dutcher	5	2018-22	119	40		.748	4	3	3

* - McMullen coached first seven games of the 1928-29 season (4-3 record). ** - Harrick, Jr. replaced Brandenburg for final seven games of '91-92 season.
 CH - conference championships (regular & tournament); NCAA App. - NCAA appearances (Division I and Division II); PS App. - Postseason appearances.
 Note: Individual seasons are denoted by the year in which the season ended, i.e. 1921-22 is denoted as 1922.

Highest Winning Percentage

Pl.	Name	Seasons	Gms.	W	L	Pct.
1.	Brian Dutcher	2018-22	159	119	40	.748
2.	C.E. Peterson	1922-26	100	70	30	.700
3.	Morris Gross*	1929-42	276	190	85	*.690
4.	Steve Fisher	2000-17	595	386	209	.649
5.	George Ziegenfuss	1949-69	545	316	229	.580
6.	Tom McMullen*	1927-29	40	23	17	.575
7.	Charlie Smith	1946-48	81	45	36	.563
8.	Tim Vezie	1975-79	139	77	62	.554
9.	Dick Davis	1970-74	132	65	67	.492
10.	Smokey Gaines	1980-87	229	112	117	.489

Most Victories

Pl.	Name	Seasons	Gms.	W	L	Pct.
1.	Steve Fisher	2000-17	595	386	209	.649
2.	George Ziegenfuss	1949-69	545	316	229	.580
3.	Morris Gross	1929-42	276	*190	85	.690
4.	Brian Dutcher	2018-22	159	119	40	.748
5.	Smokey Gaines	1980-87	229	112	117	.489
6.	Tim Vezie	1975-79	139	77	62	.554
7.	C.E. Peterson	1922-26	100	70	30	.700
8.	Dick Davis	1970-74	132	65	67	.492
9.	Fred Trenkle	1995-99	138	55	83	.399
10.	Jim Brandenburg	1988-92	139	52	87	.356

* - Tom McMullen coached the first seven games of the 1928-29 season (4-3 record) & Morris Gross finished the season (4-5 record).

INTRODUCTION

COACHES & STAFF

PLAYERS

2021-22 REVIEW

RECORDS

HISTORY

UNIVERSITY

AZTEC BASKETBALL MEDIA GUIDE

Statistical History



MOUNTAIN WEST-RECORD 14-TIME CONFERENCE CHAMPIONS

Division I Era

Season	Overall			Conference			FG-FGA	SDSU Pct.	Opp. Pct.	3FG-FGA	SDSU Pct.	Opp. Pct.	FT-FTA	SDSU Pct.	Opp. Pct.	SDSU Reb.	SDSU Avg.	Opp. Rebs.
	G	W-L	Pct.	W-L	Pct.	PL.												
1970-71	26	12-14	.462	3-7	.300	5th	852-1,793	.475	.470				557-784	.711	.688	1,165	44.8	1,222
1971-72	28	18-10	.643	7-5	.583	3rd	882-2,099	.420	.422				518-757	.684	.662	1,489	53.2	1,381
1972-73	26	15-11	.577	7-5	.583	3rd	758-1,774	.427	.425				414-584	.709	.702	1,254	48.2	1,174
1973-74	26	7-19	.269	4-8	.333	T-4th	747-1,817	.411	.480				332-480	.692	.708	1,104	42.5	1,188
1974-75	27	14-13	.519	6-4	.600	2nd	823-1,865	.441	.440				365-579	.630	.675	1,295	48.0	1,172
1975-76	29	16-13	.551	5-5	.500	T-3rd	927-2,054	.451	.452				413-603	.685	.689	1,362	47.0	1,197
1976-77	28	13-15	.464	9-3	.750	T-1st	900-1,953	.461	.440				351-502	.699	.687	1,308	46.7	1,191
1977-78	28	19-9	.679	11-3	.786	T-1st	919-1,810	.508	.473				413-570	.725	.661	1,129	40.3	1,036
1978-79	27	15-12	.556	4-8	.333	T-5th	890-1,865	.477	.482				400-554	.722	.712	1,018	37.7	1,056
1979-80	27	6-21	.222	3-11	.214	T-7th	854-1,962	.435	.477				388-606	.640	.712	1,128	41.8	1,240
1980-81	27	15-12	.556	8-8	.500	5th	779-1,687	.462	.445				399-605	.660	.698	1,079	40.0	1,019
1981-82	29	20-9	.690	11-5	.688	T-2nd	829-1,745	.475	.442				459-713	.644	.652	1,099	37.9	1,092
1982-83	28	18-10	.643	8-8	.500	T-5th	778-1,647	.472	.464				396-623	.636	.653	1,049	37.5	918
1983-84	28	15-13	.536	6-10	.375	T-6th	789-1,681	.469	.443				442-656	.674	.697	1,120	40.0	961
1984-85	31	23-8	.742	11-5	.688	2nd	976-1,934	.505	.464				541-804	.673	.642	1,202	38.8	1,085
1985-86	29	10-19	.345	7-9	.438	6th	835-1,834	.455	.476				495-774	.640	.646	1,086	37.4	1,209
1986-87	30	5-25	.167	2-14	.125	T-8th	809-1,874	.431	.515	197-521	.378	.354	396-642	.617	.696	1,093	36.4	1,084
1987-88	29	12-17	.414	5-11	.313	7th	705-1,472	.479	.458	131-300	.437	.383	428-697	.614	.713	965	33.3	933
1988-89	29	12-17	.414	4-12	.250	9th	807-1,657	.487	.453	141-359	.393	.348	385-609	.632	.683	1,058	36.5	990
1989-90	31	13-18	.419	4-12	.250	8th	717-1,588	.452	.456	118-376	.314	.310	435-686	.634	.715	996	32.1	1,025
1990-91	29	13-16	.448	6-10	.375	T-7th	769-1,674	.459	.442	86-302	.285	.340	410-616	.666	.713	1,058	36.5	1,013
1991-92	28	2-26	.071	0-16	.000	9th	649-1,577	.412	.467	121-397	.305	.432	413-681	.607	.713	977	34.9	1,051
1992-93	29	8-21	.276	3-15	.167	T-9th	680-1,614	.421	.475	102-315	.324	.395	453-674	.672	.711	1,029	35.5	972
1993-94	28	12-16	.429	6-12	.333	9th	701-1,671	.420	.463	148-444	.333	.372	514-777	.662	.712	1,056	37.7	1,048
1994-95	28	11-17	.393	5-13	.278	9th	623-1,555	.401	.427	112-382	.293	.313	413-683	.605	.649	1,043	37.3	1,041
1995-96	29	15-14	.517	8-10	.444	T-6th	793-1,774	.447	.465	157-457	.344	.371	457-635	.720	.710	1,024	35.3	1,042
1996-97	27	12-15	.444	4-12	.250	7th	670-1,611	.416	.479	186-554	.336	.377	528-748	.706	.736	914	33.9	1,059
1997-98	28	13-15	.464	5-9	.357	6th	661-1,602	.413	.441	175-580	.302	.333	442-670	.660	.665	999	35.7	1,112
1998-99	26	4-22	.153	2-12	.143	8th	615-1,498	.411	.490	131-437	.300	.370	384-627	.612	.674	844	32.5	1,042
1999-00	28	5-23	.179	0-14	.000	8th	619-1,513	.409	.456	120-401	.299	.370	387-569	.680	.707	884	31.6	1,062
2000-01	28	14-14	.500	4-10	.286	7th	671-1,508	.445	.421	164-467	.351	.319	419-636	.659	.658	973	34.8	1,015
2001-02	33	21-12	.636	7-7	.500	T-4th	906-1,902	.476	.429	147-409	.359	.332	496-752	.660	.675	1,219	36.9	1,107
2002-03	30	16-14	.533	6-8	.429	5th	778-1,697	.458	.447	187-526	.356	.364	402-593	.678	.726	1,051	35.0	903
2003-04	30	14-16	.467	5-9	.357	T-5th	786-1,841	.427	.448	181-565	.320	.361	372-533	.698	.714	1,077	35.9	1,053
2004-05	29	11-18	.379	4-10	.286	6th	696-1,629	.427	.462	161-495	.325	.358	436-628	.694	.724	935	32.2	1,003
2005-06	33	24-9	.727	13-3	.813	1st	839-1,823	.460	.438	220-556	.396	.334	558-767	.728	.667	1,176	35.6	1,048
2006-07	33	22-11	.667	10-6	.625	T-3rd	887-1,896	.468	.431	185-534	.346	.329	430-608	.707	.664	1,138	34.5	1,132
2007-08	33	20-13	.606	9-7	.563	4th	793-1,789	.443	.443	181-549	.330	.351	437-644	.679	.669	1,110	33.6	1,026
2008-09	36	26-10	.722	11-5	.688	4th	868-1,953	.444	.410	212-607	.349	.315	468-664	.705	.700	1,220	33.9	1,145
2009-10	34	25-9	.735	11-5	.688	T-3rd	875-1,846	.474	.404	179-564	.317	.350	460-741	.621	.693	1,257	37.0	1,035
2010-11	37	34-3	.919	14-2	.875	T-1st	991-2,141	.463	.396	223-639	.349	.319	455-653	.697	.720	1,396	37.7	1,146
2011-12	34	26-8	.765	10-4	.714	T-1st	863-1,903	.453	.405	197-578	.341	.338	493-703	.701	.690	1,253	36.9	1,103
2012-13	34	23-11	.676	9-7	.563	T-4th	839-1,916	.438	.393	202-618	.327	.323	476-697	.683	.678	1,253	36.9	1,128
2013-14	36	31-5	.861	16-2	.889	1st	873-2,009	.435	.386	186-519	.358	.288	598-902	.663	.675	1,364	37.9	1,180
2014-15	36	27-9	.750	14-4	.778	T-1st	800-1,916	.418	.384	189-591	.320	.303	437-694	.630	.695	1,270	35.3	1,152
2015-16	38	28-10	.737	16-2	.889	1st	885-2,100	.421	.373	222-687	.323	.300	613-892	.687	.726	1,475	38.8	1,266
2016-17	33	19-14	.576	9-9	.500	6th	782-1,878	.416	.388	233-736	.317	.324	463-663	.698	.707	1,199	36.3	1,157
2017-18	33	22-11	.667	11-7	.611	T-4th	902-1,967	.459	.417	239-709	.337	.327	502-702	.715	.727	1,250	37.9	1,077
2018-19	34	21-13	.618	11-7	.611	T-4th	845-1,940	.436	.410	261-721	.362	.324	486-679	.716	.695	1,228	36.1	1,171
2019-20	32	30-2	.938	17-1	.944	1st	852-1,820	.468	.387	291-765	.380	.298	400-519	.771	.728	1,121	35.0	1,015
2020-21	28	23-5	.821	14-3	.824	1st	719-1,596	.451	.392	240-651	.369	.336	384-534	.719	.735	1,003	35.8	895
2021-22	32	23-9	.719	13-4	.765	3rd	761-1,761	.432	.384	192-542	.354	.300	379-548	.692	.680	1,121	35.0	1,056

RED indicates Division I era best (SDSU best and opponent low).

Record By Decade

By Decade	All Games			Conference		
	W	L	Pct.	W	L	Pct.
1922-29	97	52	.651	28	23	.549
1930-39	#127	58	.686	57	28	.671
1940-49	148	106	.583	35	25	.583
1950-59	159	100	.614	53	31	.631
1960-69	144	116	.554	55	38	.591
1970-79	142	129	.524	59	55	.518

By Decade	All Games			Conference		
	W	L	Pct.	W	L	Pct.
1980-89	136	151	.474	65	93	.411
1990-99	103	180	.364	43	121	.262
2000-09	173	140	.553	69	79	.487
2010-19	256	93	.734	121	49	.712
2020-present	76	16	.826	44	9	.830

- Includes tie.

INTRODUCTION
 COACHES & STAFF
 PLAYERS
 2021-22 REVIEW
 RECORDS
 HISTORY
 UNIVERSITY
 AZTEC BASKETBALL MEDIA GUIDE

Statistical History



MOUNTAIN WEST-RECORD 14-TIME CONFERENCE CHAMPIONS

Opp.	PF-Dq.	SDSU Ast.	SDSU Avg.	Opp. Ast.	SDSU TO	Opp. TO	SDSU BS	Opp. BS	SDSU ST	Opp. ST	Opp. Points	SDSU Points	Opp. Avg.	SDSU Avg.	Scoring Margin	Reb. Margin	Season
47.0	568-na										2,261	2,263	86.9	87.0	-0.1	-2.2	1970-71
49.3	565-19										2,282	2,195	81.5	78.4	+3.1	+2.9	1971-72
45.2	503-16	299	7.7	394							1,930	1,967	74.2	75.6	-1.4	+3.0	1972-73
45.4	537-21	400	15.4	481							1,826	2,076	70.2	79.9	-9.7	-2.9	1973-74
43.4	510-11	380	14.1	383							2,011	1,976	74.5	73.2	+1.3	+4.6	1974-75
41.3	578-22	533	18.4	552							2,267	2,153	78.1	74.2	+3.9	+5.7	1975-76
42.5	601-30	490	17.5	484							2,151	2,146	76.8	76.6	+0.2	+4.2	1976-77
37.0	616-27	602	21.5	444							2,251	2,038	80.4	72.8	+7.6	+3.3	1977-78
39.1	579-24	523	19.4	403	452	539	83	73	257	188	2,180	2,111	80.7	78.2	+2.5	-1.4	1978-79
45.9	644-20	489	18.1	485	473	509	91	89	194	181	2,096	2,302	77.6	85.3	-7.7	-4.1	1979-80
37.7	577-19	389	14.4	460	445	417	71	82	209	185	1,957	1,958	72.5	72.5	-0.0	+2.6	1980-81
37.7	607-18	461	15.9	445	448	517	102	61	237	158	2,117	1,940	73.0	66.9	+6.1	+0.2	1981-82
32.8	487-13	389	13.9	411	432	404	81	73	190	208	1,952	1,819	69.7	65.0	+4.7	+4.7	1982-83
34.3	535-13	412	14.7	412	489	390	124	69	204	213	2,020	1,965	72.1	70.2	+1.9	+5.7	1983-84
35.0	619-8	488	15.7	499	519	526	133	92	282	234	2,493	2,240	80.4	72.3	+8.1	+3.8	1984-85
41.7	660-23	415	14.3	493	488	491	53	104	258	188	2,165	2,223	74.7	76.7	-2.0	-4.3	1985-86
37.4	642-14	416	14.3	539	495	387	74	110	202	259	2,211	2,391	73.7	82.4	-8.4	-1.3	1986-87
32.2	599-28	420	14.5	407	476	364	102	78	179	227	1,969	2,072	67.9	71.4	-3.5	+1.1	1987-88
34.1	599-31	471	16.2	434	475	389	62	67	199	198	2,140	2,174	73.8	75.0	-1.2	+2.4	1988-89
33.1	621-26	416	13.4	420	456	411	68	73	225	198	1,987	2,096	64.1	67.6	-3.5	-1.0	1989-90
34.9	549-9	460	15.9	401	431	385	126	100	175	212	2,034	2,065	70.1	71.2	-1.1	+1.6	1990-91
37.5	602-18	333	11.9	432	453	391	121	84	152	225	1,832	2,199	65.4	78.5	-13.1	-2.6	1991-92
33.5	550-21	346	11.9	440	504	430	134	104	197	271	1,915	2,175	66.0	75.0	-9.0	+2.0	1992-93
37.4	558-21	334	11.9	430	414	413	106	101	214	217	2,064	2,164	73.7	77.3	-3.6	+0.3	1993-94
37.2	548-17	298	10.6	350	411	402	85	140	176	196	1,771	1,878	63.3	67.1	-3.8	+0.1	1994-95
35.9	537-8	455	15.7	445	393	461	67	118	254	210	2,200	2,154	75.9	74.3	+1.6	-0.6	1995-96
39.2	535-16	326	12.1	465	386	512	71	131	221	185	2,054	2,134	76.1	79.0	-2.9	-5.3	1996-97
39.7	500-16	326	11.6	445	475	502	72	91	221	228	1,939	2,050	69.3	73.2	-3.9	-4.0	1997-98
40.1	468-19	333	12.8	465	452	493	58	112	206	243	1,745	2,039	67.1	78.4	-11.3	-7.6	1998-99
37.9	548-17	376	13.4	460	494	449	64	114	202	266	1,745	2,097	62.3	74.9	-12.6	-6.3	1999-00
36.2	520-11	422	15.1	407	427	421	89	89	183	199	1,925	1,891	68.8	67.5	+1.3	-1.4	2000-01
33.5	689-21	472	14.3	449	508	499	123	114	225	264	2,455	2,339	74.4	70.9	+3.5	+3.4	2001-02
30.1	587-22	431	14.4	423	453	423	84	99	188	226	2,145	2,087	71.5	69.6	+1.9	+4.9	2002-03
35.1	559-21	423	14.1	422	399	478	82	108	246	195	2,125	2,117	70.8	70.6	+0.2	+0.8	2003-04
34.6	509-11	346	11.9	432	409	440	86	94	241	197	1,989	2,062	68.6	71.1	-3.5	-2.4	2004-05
31.8	545-10	432	13.1	444	498	484	101	113	251	226	2,456	2,223	74.4	67.4	+7.0	+3.8	2005-06
34.3	501-8	483	14.6	459	492	525	134	107	271	220	2,389	2,249	72.4	68.2	+4.2	+0.2	2006-07
31.1	583-9	420	12.7	407	448	500	83	107	260	199	2,204	2,090	66.8	63.3	+3.5	+2.5	2007-08
31.8	600-15	467	13.0	406	455	527	90	129	287	213	2,416	2,147	67.1	59.6	+7.5	+2.1	2008-09
30.4	552-8	458	13.5	420	453	453	156	106	251	202	2,389	2,101	70.3	61.8	+8.5	+6.6	2009-10
31.0	542-8	499	13.5	402	402	461	170	100	227	186	2,660	2,192	71.9	59.2	+12.6	+6.8	2010-11
32.4	543-9	417	12.3	414	426	435	79	106	189	185	2,416	2,166	71.1	63.7	+7.4	+4.4	2011-12
33.2	497-5	425	12.5	425	410	429	155	102	235	180	2,356	2,077	69.3	61.1	+8.2	+0.7	2012-13
32.8	600-9	356	9.9	357	355	490	183	151	274	154	2,530	2,052	70.3	57.0	+13.3	+5.1	2013-14
32.0	506-4	377	10.5	332	410	470	179	139	247	198	2,226	1,939	61.8	53.9	+7.9	+3.3	2014-15
33.3	648-14	405	10.7	393	467	463	207	135	212	227	2,605	2,303	68.6	60.6	+8.0	+5.5	2015-16
35.1	572-15	360	10.9	366	387	424	164	116	227	175	2,260	2,064	68.5	62.5	+6.0	+1.2	2016-17
32.6	564-6	488	14.8	440	394	443	107	109	206	201	2,545	2,240	77.1	67.9	+9.2	+5.2	2017-18
34.4	639-20	487	14.3	429	424	444	113	91	197	199	2,437	2,291	71.7	67.4	+4.3	+1.7	2018-19
31.7	534-4	474	14.8	353	344	453	88	61	221	175	2,395	1,903	74.8	59.5	+15.5	+3.3	2019-20
32.0	517-6	392	14.0	349	310	421	78	81	229	127	2,062	1,713	73.6	61.2	+12.5	+3.9	2020-21
33.0	559-6	382	11.9	336	409	463	152	97	239	187	2,093	1,860	65.4	58.1	+7.3	+2.0	2021-22

RED indicates Division I era best (SDSU best and opponent low).

San Diego State NBA Draft List

Year	Player	Franchise	Round	Overall Pick	Year	Player	Franchise	Round	Overall Pick	Year	Player	Franchise	Round	Overall Pick
1950	Dick Barnes	New York Knicks	5th, n/a	n/a	1976	Ken Smith	Golden State Warriors	10th, 16th	173rd	1986	Anthony Watson	Denver Nuggets	4th, 17th	89th
1954	Bob Brady	Philadelphia Warriors	7th, 3rd	57th	1978	Joel Kramer	Phoenix Suns	3rd, 19th	63rd		Steffond Johnson	Los Angeles Clippers	5th, 7th	99th
1960	Bernie Finlay	Syracuse Nationals	9th, 5th	67th		Steve Malovic	Phoenix Suns	7th, 18th	149th	2002	Randy Holcomb	San Antonio Spurs	2nd, 29th	57th
1968	Dave Miller	San Diego Rockets	17th, 1st	198th	1979	Kim Goetz	New York Knicks	2nd, 12th	34th	2011	Kawhi Leonard	Indiana Pacers	1st, 15th	15th
1971	Gary Schneider	San Diego Rockets	19th, 1st	236th		Mike Dadd	San Diego Clippers	9th, 10th	176th	2013	Jamaal Franklin	Memphis Grizzlies	2nd, 11th	41st
1972	Jimmy Wilkins	Portland Trailblazers	11th, 1st	157th	1981	Tony Gwynn	San Diego Clippers	10th, 7th	210th	2014	Xavier Thames	Toronto Raptors	2nd, 29th	59th
1973	Chris McMurray	Cleveland Cavaliers	12th, 4th	178th	1983	Keith Smith	San Diego Clippers	10th, 4th	210th	2019	Jalen McDaniels	Charlotte Hornets	2nd, 22nd	52nd
1976	Steve Copp	New Orleans Jazz	3rd, 8th	42nd	1984	Michael Cage	Los Angeles Clippers	1st, 14th	14th	2020	Malachi Flynn	Toronto Raptors	1st, 29th	29th
	Bob Kovach	Atlanta Hawks	9th, 2nd	142nd	1985	Leonard Allen	Dallas Mavericks	3rd, 3rd	51st					

INTRODUCTION

COACHES & STAFF

PLAYERS

2021-22 REVIEW

RECORDS

HISTORY

UNIVERSITY

AZTEC BASKETBALL MEDIA GUIDE

Awards & Honors



MOUNTAIN WEST-RECORD 14-TIME CONFERENCE CHAMPIONS

All-Americans

1939	Milton Phelps <i>Honorable Mention, NAIA Little</i>
1940	Milton Phelps <i>First Team, NAIA Little</i>
1940	Don DeLauer <i>First Team, NAIA Little</i>
1941	Milton Phelps <i>First Team, NAIA Little; First-Team Helms</i>
1941	Kenny Hale <i>First Team NAIA Little</i>
1941	Dick Mitchell <i>Second Team NAIA Little</i>
1941	Harry Hodgetts <i>Second Team NAIA Little</i>
1967	Al Skalecky <i>Third Team NABC Div. II; Honorable Mention AP and UPI</i>
1968	Al Skalecky <i>Second Team NABC Div. II</i>
1983	Michael Cage <i>Honorable Mention AP and UPI</i>
1984	Michael Cage - Consensus* Second-Team <i>Second Team AP*, UPI* and Basketball Weekly; Wooden Award All-American Team</i>
2006	Brandon Heath <i>Honorable Mention AP</i>
2011	Kawhi Leonard - Consensus* Second-Team <i>Associated Press*, The Sporting News* and FOXSports.com Second Team; State Farm Coaches** and SI.com Third Team</i>
2012	Jamaal Franklin <i>Honorable Mention AP</i>
2013	Jamaal Franklin <i>Honorable Mention AP</i>
2014	Xavier Thames <i>Honorable Mention AP, CBSSports.com Third Team</i>
2020	Malachi Flynn - Consensus* Second-Team <i>Sports Illustrated, STADIUM - First Team AP*, NABC*, The Sporting News*, USBWA*, The Athletic, CBS Sports, ESPN, NBC Sports and USA Today - Second Team; Wooden Award All-American Team</i>
2021	Matt Mitchell <i>Honorable Mention AP</i>

Academic All-Americans

1975	Steve Copp 2T
1976	Steve Copp 1T

Conference Players of the Year

1976	Steve Copp PCAA
1978	Joel Kramer PCAA
1983	Michael Cage co-WAC
1984	Michael Cage WAC
1986	Anthony Watson WAC
2006	Brandon Heath Mountain West
2012	Jamaal Franklin Mountain West
2014	Xavier Thames Mountain West
2020	Malachi Flynn Mountain West
2021	Matt Mitchell Mountain West

National Coach of the Year

2011	Steve Fisher <i>Naismith, NABC, Adolph Rupp Cup</i>
2020	Brian Dutcher <i>USA Today</i>

District Coach of the Year

2011	Steve Fisher <i>NABC, USBWA</i>
2012	Steve Fisher <i>NABC, USBWA, Basketball Times</i>
2014	Steve Fisher <i>NABC, Basketball Times</i>
2020	Brian Dutcher <i>NABC, USBWA</i>
2021	Brian Dutcher <i>NABC</i>

Conference Coaches of the Year

1985	Smokey Gaines WAC
2011	Steve Fisher co-MWC
2012	Steve Fisher MWC
2014	Steve Fisher MWC
2016	Steve Fisher MWC (coaches, media)
2020	Brian Dutcher MWC (coaches, media)
2021	Brian Dutcher MWC (coaches)

USBWA District Team

2001	Randy Holcomb
2002	Randy Holcomb
2003	Tony Bland
2004	Aerick Sanders
2006	Brandon Heath, Marcus Slaughter
2007	Brandon Heath
2010	Kawhi Leonard
2011	Kawhi Leonard
2012	Jamaal Franklin
2014	Xavier Thames
2020	Malachi Flynn
2021	Matt Mitchell

NABC District Team

1967	Al Skalecky Div. II, 1T
1967	Gary McCoy Div. II, 1T
1967	Bob Lundgren Div. II, 2T
1968	Al Skalecky Div. II, 1T
1968	David Miller Div. II, 2T
1975	Steve Copp 3T
1976	Steve Copp 3T
1982	Michael Cage 1T
1983	Michael Cage 1T
1986	Anthony Watson 2T
1991	Marty Dow 2T
2002	Randy Holcomb 1T
2003	Tony Bland 2T
2004	Aerick Sanders 1T
2006	Brandon Heath 1T
	Marcus Slaughter 1T
2007	Brandon Heath 1T
2008	Lorenzo Wade 2T
2009	Kyle Spain 1T
	Lorenzo Wade 1T
2010	Kawhi Leonard 1T
	Malcolm Thomas 2T
2011	D.J. Gay 1T
	Kawhi Leonard 1T
2012	Jamaal Franklin 1T
	Chase Tapley 1T
2013	Jamaal Franklin 1T
	Chase Tapley 2T
2014	Xavier Thames 1T
	Josh Davis 2T
2015	JJ O'Brien 1T
2016	Trey Kell 2T
	Winston Shepard 2T
2017	Trey Kell 2T
2019	Jalen McDaniels 1T
2020	Malachi Flynn 1T
	Yanni Wetzell 1T
	Matt Mitchell 2T
2021	Matt Mitchell 1T
	Jordan Schakel 2T
2022	Matt Bradley 2T

NABC Honors Court

2010	Mehdi Cheriet
2017	D'Erryl Williams
2020	Malachi Flynn

All-Conference Players

Southern California Junior College Conference

1922	John Hancock
1923	Alvin Morrison

Southern California Intercollegiate Athletic Conference

1930	Al DeWeese
1932	Bob Tucker, Art Linkletter, Terry Miles
1934	Charles Wilson, Art Linkletter

1935	Clinton Moss
1936	Byron Lindsay
1937	Byron Lindsay
1939	Milton Phelps, Don DeLauer
California Collegiate Athletic Association	
1940	Milton Phelps, Don DeLauer
1941	Milton Phelps, Kenny Hale
1942	Jim Ahler, Joe Davis
1949	Dick Barnes, Tom Keesey
1950	Dick Barnes
1953	Bob Brady
1954	Bob Brady
1955	Tony Pinkins
1956	Tony Pinkins
1957	Tony Pinkins
1958	Bernie Finlay
1959	Bernie Finlay
1960	Bernie Finlay
1963	Jack Shawcroft
1964	Jack Shawcroft
1965	Larry Meek
1966	Al Skalecky, Rip Barrett
1967	Bob Lundgren
1968	Al Skalecky, Dave Miller
Pacific Coast Athletic Association	
1972	Chris McMurray
1975	Steve Copp
1976	Steve Copp (Co-MVP), Will Connelly
1977	Joel Kramer
1978	Joel Kramer (MVP), Steve Malovic
Western Athletic Conference	
1979	Kim Goetz 1T
	Steve Malovic 1T
1980	Tony Gwynn 2T
1981	Tony Gwynn 2T
1982	Zack Jones 2T
	Michael Cage 2T
1983	Michael Cage TT/Co-MVP
1984	Michael Cage TT/MVP
1985	Leonard Allen 1T
	Anthony Watson 1T
1986	Anthony Watson TT/MVP
1991	Marty Dow 2T
1993	Joe McNaull one team, 10 members
1996	Leon Carter one team, 10 members
1997	Jason Richey PD-2T
Mountain West Conference	
2002	Randy Holcomb 1T
	Al Faux 2T
	Tony Bland HM
2003	Tony Bland 2T
	Evan Burns HM
	Mike Mackell HM
	Deandre Moore HM
2004	Aerick Sanders 2T
	Brandon Heath HM
	Marcus Slaughter HM
	Wesley Stokes HM
2005	Brandon Heath 2T
	Marcus Slaughter 2T
	Matt Thomas HM
2006	Brandon Heath 1T/PoY
	Marcus Slaughter 1T
	Mohamed Abukar 2T
2007	Brandon Heath 1T
	Mohamed Abukar 2T
	Jerome Habel HM
	Lorenzo Wade HM
2008	Lorenzo Wade 1T
	Ryan Amoroso 3T
	Billy White 3T
2009	Kyle Spain 2T
	Lorenzo Wade 2T
	Richie Williams 3T
	Billy White HM
2010	Kawhi Leonard 1T
	Malcolm Thomas 2T
	D.J. Gay HM
	Billy White HM
2011	D.J. Gay 1T
	Kawhi Leonard 1T
	Malcolm Thomas 2T

INTRODUCTION
COACHES & STAFF
PLAYERS
2021-22 REVIEW
RECORDS
HISTORY
UNIVERSITY
AZTEC BASKETBALL MEDIA GUIDE

Awards & Honors



MOUNTAIN WEST-RECORD 14-TIME CONFERENCE CHAMPIONS

2012	Billy White.....	HM
	Jamaal Franklin.....	1T/PoY
	Chase Tapley.....	2T
	Tim Shelton.....	HM
	Xavier Thames.....	HM
2013	Jamaal Franklin.....	1T
	Chase Tapley.....	3T
2014	Xavier Thames.....	1T/PoY
	Josh Davis.....	3T
	JJ O'Brien.....	HM
	Winston Shepard.....	HM
2015	JJ O'Brien.....	1T (coaches), 2T (media)
	Winston Shepard.....	2T (coaches, media)
	Aqeel Quinn.....	3T (coaches, media)
2016	Trey Kell.....	1T (coaches), 3T (media)
	Winston Shepard.....	2T (coaches, media)
	Jeremy Hemsley.....	3T (coaches, media)
	Skylar Spencer.....	HM (media)
2017	Trey Kell.....	3T (coaches, media)
	Jeremy Hemsley.....	HM (coaches)
	Dakarai Allen.....	HM (media)
	Zylan Cheatham.....	HM (media)
2018	Malik Pope.....	2T (coaches), HM (media)
	Jalen McDaniels.....	3T (media), HM (coaches)
2019	Jalen McDaniels.....	2T (coaches, media)
	Devin Watson.....	2T (coaches), 3T (media)
2020	Malachi Flynn.....	PoY/1T (coaches, media)
	Matt Mitchell.....	1T (coaches), 2T (media)
	Yanni Wetzell.....	2T (coaches), 3T (media)
	KJ Feagin.....	HM (coaches, media)
2021	Matt Mitchell.....	PoY (coaches), 1T (coaches, media)
	Jordan Schakel.....	2T (coaches, media)
	Nathan Mensah.....	HM (coaches, media)
	Trey Pulliam.....	HM (media)
2022	Matt Bradley.....	1T (coaches), 2T (media)
	Nathan Mensah.....	3T (media), HM (coaches)

Other All-League Honors

Western Athletic Conference

1993	Jason Hamilton.....	Freshman of the Year
1994	Marc Carter.....	Newcomer Team
1996	Paul Jarrett.....	Newcomer Team
1998	Roy Krusiwyk.....	PD-Newcomer Team

Mountain West Conference

2001	Randy Holcomb.....	Newcomer Team
2003	Evan Burns.....	Freshman of the Year
2008	Billy White.....	Freshman of the Year
2009	Richie Williams.....	Defensive Team
2010	Kawhi Leonard.....	Freshman of the Year
2011	Kawhi Leonard.....	Defensive Team
	Malcolm Thomas.....	Defensive Team
2012	Tim Shelton.....	Defensive Team
2014	Josh Davis.....	Newcomer of the Year
	Dwayne Polee II.....	Sixth Man of the Year
	Skylar Spencer.....	Defensive Team
	Xavier Thames.....	Defensive Team
2015	Skylar Spencer.....	Defensive Player of the Year (media)
		Co-Defensive Player of the Year (coaches)
		Defensive Team
	JJ O'Brien.....	Defensive Team
2016	Skylar Spencer.....	Defensive Player of the Year (coaches, media)
		Defensive Team
	Jeremy Hemsley.....	Freshman of the Year (coaches)
	Winston Shepard.....	Defensive Team
2017	Dakarai Allen.....	Defensive Player of the Year (coaches)
		Defensive Team
2019	Jeremy Hemsley.....	Defensive Team
2020	Malachi Flynn.....	Male Athlete of the Year
		Defensive Player of the Year (coaches, media)
		Defensive Team (coaches, media)
		Newcomer of the Year (media)
	KJ Feagin.....	Defensive Team (coaches)
2021	Matt Mitchell.....	Defensive Team (coaches)
	Nathan Mensah.....	Defensive Team (coaches)
2022	Chad Baker-Mazara.....	Sixth Man of the Year
	Matt Bradley.....	Newcomer of the Year (coaches, media)
	Lamont Butler.....	Defensive Team (coaches)
	Nathan Mensah.....	Defensive Player of the Year (coaches, media)
		Defensive Team (coaches)

League All-Tournament Team

Western Athletic Conference

1985	Leonard Allen, Anthony Watson
1986	Anthony Watson

Mountain West Conference

2002	Randy Holcomb (MVP), Al Faux
2005	Marcus Slaughter
2006	Marcus Slaughter (MVP), Brandon Heath
2009	Lorenzo Wade
2010	Kawhi Leonard (MVP), Billy White
2011	D.J. Gay, Kawhi Leonard, Billy White
2012	Jamaal Franklin, Chase Tapley
2014	Dwayne Polee II, Xavier Thames
2015	JJ O'Brien, Winston Shepard
2016	Trey Kell, Malik Pope, Winston Shepard
2018	Trey Kell (MVP), Devin Watson
2019	Jalen McDaniels, Devin Watson
2020	KJ Feagin, Malachi Flynn
2021	Matt Mitchell (MVP), Jordan Schakel
2022	Matt Bradley, Nathan Mensah

League Players of the Week

Western Athletic Conference

Year	Player	Season	Career	Date
1983	Michael Cage.....		2	2.14.83
1984	Michael Cage.....		2	1.23.84
	Michael Cage.....	2	3	1.30.84
	Michael Cage.....	3	4	2.13.84
1985	Anthony Watson.....			1.7.85
	Leonard Allen.....			1.14.85
	Anthony Watson.....	2	2	2.18.85
1986	John Martens.....			1.20.86
	Anthony Watson.....		3	2.2.86
1989	Mitch McMullen.....			12.5.88
1991	Marty Dow.....			1.21.91
	Arthur Massey.....			2.25.91
1996	Paul Jarrett.....			1.15.96
1997	Jason Richey (Pacific Division).....			12.9.96

Mountain West Conference

Year	Player	Season	Career	Date
2001	Randy Holcomb.....			12.18.00
	Randy Holcomb.....	2	2	1.8.01
2002	Tony Bland.....			12.3.01
	Al Faux.....			12.10.01
	Randy Holcomb.....		3	1.14.02
2003	Aerick Sanders.....			2.10.03
	Evan Burns.....			3.3.03
2004	Aerick Sanders.....	2	2	12.1.03
	Aerick Sanders.....	3	3	12.22.03
	Aerick Sanders.....	4	4	1.5.04
2005	Brandon Heath.....	2	2	12.6.04
	Brandon Heath.....	3	3	1.17.05
2006	Marcus Slaughter.....			12.12.05
	Kyle Spain.....			12.19.05
	Brandon Heath.....	3	3	1.16.06
	Marcus Slaughter.....	2	2	1.23.06
	Brandon Heath.....	2	4	2.2.06
	Brandon Heath.....	3	5	2.20.06
2007	Brandon Heath.....	6	6	11.13.06
	Brandon Heath.....	2	7	12.18.06
	Brandon Heath.....	3	8	2.26.07
2008	Kyle Spain.....	2	2	11.12.07
	Billy White.....			12.31.07
	Lorenzo Wade.....			1.21.08
	Billy White.....	2	2	2.25.08
2009	Kyle Spain.....	2	2	12.1.08
	Lorenzo Wade.....	2	2	2.2.09
2010	Kawhi Leonard.....			12.14.09
	Kawhi Leonard.....	2	2	2.15.10
	Kawhi Leonard.....	3	3	3.8.10
2011	Kawhi Leonard.....	4	4	11.15.10
	Malcolm Thomas.....			12.6.10
	Malcolm Thomas.....	2	2	12.20.10
	Malcolm Thomas.....	3	3	1.10.11
	Kawhi Leonard.....	2	5	2.7.11
	D.J. Gay.....			2.14.11
	Malcolm Thomas.....	4	4	2.21.11
2012	Chase Tapley.....			11.14.11
	Chase Tapley.....	2	2	12.5.11
	Jamaal Franklin.....			1.16.12
	Jamaal Franklin.....	2	2	2.6.12
	Jamaal Franklin.....	3	3	3.5.12

Year	Player	Season	Career	Date
2013	Jamaal Franklin.....		4	1.14.13
	JJ O'Brien.....			1.28.13
2014	Xavier Thames.....			12.2.13
	Xavier Thames.....	2	2	1.6.14
	Xavier Thames.....	3	3	2.10.14
2015	Winston Shepard.....			12.1.14
	Winston Shepard.....	2	2	2.16.15
2016	Trey Kell.....			1.25.16
2018	Jalen McDaniels.....			2.19.18
	Trey Kell.....	2	2	3.4.18
2019	Jalen McDaniels.....			2.1.19
	Jalen McDaniels.....	2	3	1.28.19
	Devin Watson.....			2.25.19
2020	Yanni Wetzell.....			11.25.19
	Malachi Flynn.....			12.2.19
	Yanni Wetzell.....	2	2	1.13.20
	Malachi Flynn.....	2	2	3.2.20
2021	Matt Mitchell.....	1	1	11.30.20
	Jordan Schakel.....			12.14.20
	Jordan Schakel.....	2	2	2.15.21
2022	Keshad Johnson.....	1	1	1.3.22
	Matt Bradley.....			1.10.22
	Matt Bradley.....	2	2	1.6.22

League All-Academic Team

Mountain West Conference

2001	Karlo Kovacic.....	* 3.93
	Chris Walton.....	3.08
2002	Karlo Kovacic.....	* 3.94
	Chris Walton.....	3.13
2004	Chris Walton.....	3.11
2005	Tyler Smith.....	3.05
	Chris Walton.....	3.19
2008	Jon Pastorek.....	3.07
2009	Mehdi Cheriet.....	3.38
2012	Garrett Green.....	3.18
2014	D'Erryl Williams.....	3.00
2015	JJ O'Brien.....	N/A
	D'Erryl Williams.....	N/A
2016	D'Erryl Williams.....	3.03
2017	D'Erryl Williams.....	3.23
2018	Kameron Rooks.....	3.17
	Jordan Schakel.....	3.20
2019	Nathan Mensah.....	3.17
	Jordan Schakel.....	3.09
2020	Malachi Flynn.....	3.04
	Jordan Schakel.....	3.02
	Yanni Wetzell.....	3.15
2021	Cade Alger.....	3.34
	Jared Barnett.....	3.11
	Triston Broughton.....	3.48
	Tyler Broughton.....	3.25
	Lamont Butler.....	3.51
	Derek Morhar.....	3.67
	Joshua Tomaic.....	3.61

* - Indicates highest GPA on league team.

INTRODUCTION

COACHES & STAFF

PLAYERS

2021-22 REVIEW

RECORDS

HISTORY

UNIVERSITY

AZTEC BASKETBALL MEDIA GUIDE



AZTEC HALL OF FAME

Student-Athletes

Dick Barnes - Class of 2011


First-team All-CCAA Center in 1949-50... SDSU MVP in 1950... Led team in scoring with 12.4 ppg.... First Aztec drafted by the NBA (New York in the 5th round)... Attended Hoover High School... Also played professional baseball.

Bob Brady (1952-54) - Class of 1995

Completed his collegiate career as the Aztecs all-time leading scorer with 1,389 points... Was his team's leading scorer and Most Valuable Player three straight seasons... Two-time all-league player that led the Aztecs to the 1954 California Collegiate Athletic Association title... Set a school record by converting 213 free throws in a season.

Michael Cage (1981-84) - Class of 1993

Second-team All-American (1984)... In 1984, became San Diego State's first basketball consensus All-American (Associated Press, United Press International, and Basketball Weekly)... Honorable mention All-American as a junior (1983) as named by the AP and UPI... Aztec captain and three-time team MVP... 1984 WAC Player of the Year and Co-Player of the Year in 1983... Completed his collegiate career and the program's leading scorer (1,845 points) and rebounder (1,317) & enters 2020-21 ranked second in scoring and still first in rebounds... One of two players in San Diego State men's basketball history to score more than 1,000 points and grab more than 1,000 rebounds (Al Skalecky)... Left SDSU as the all-time leading rebounder in WAC history... Third nationally in rebounding as a freshman (355) and junior (354)... In 1984, was the only player in America ranked in the top-ten in scoring (24.5 pts./game) and rebounding (12.6 rebs./game)... Held the mantle of Aztecs all-time leading scorer for 27 years, from 1984-2007... Still holds the Aztec record in the following categories: single-season scoring (686), scoring average (24.5), field goals made (250), and points, rebounds & assists (1,050), rebounds in a game (26), career free throws made (488), free throw attempts (667) and consecutive games started (112)... A starter in all 112 games in his collegiate career... Member of the gold-medal winning team in the 1983 Pan American Games.



Michael Cage

Steve Copp (1973-76) - Class of 1991

A team MVP, team captain and academic All-American... A first-team All-Pacific Coast Athletic Association (PCAA) and co-PCAA Player of the Year honoree... Led the PCAA in scoring in 1976... On the program's single-season and career records lists he is still in the top-25 in 21 categories, including in the top-10 in 10 of them... Completed his career with 1,307 points... Interviewed for Rhodes Scholarship.

Mike Dodd (1976-79) - Class of 2007

A two-sport standout in the late 1970s, starting in both basketball (1975-79) and volleyball (1978-80)... A guard who led the team in field-goal percentage (.518) in 1976-77 and averaged 12.6 points and 3.7 rebounds per game as a senior (1978-79)... Served as team captain in his senior season, playing alongside the likes of Tony Gwynn, Steve Malovic and Kim Goetz under head coach Tim Vezie.

Bernie Finlay (1958-60) - Class of 2005

Completed his collegiate career with 1,110 points, at the time the third Aztec to reach the 1,000-point milestone... A three-time all conference selection... Averaged 20.1 points per game, the fifth-best single-season scoring average in school history... Was the program's top career free throw percentage shooter upon completion of his collegiate career (.777) and No. 2 in single-season percentage (.826 - 1959), currently ranks No. 16 and No. 15, respectively entering 2020-21... Selected by the Syracuse Nationals' in the 1960 NBA draft.

Jamaal Franklin (2011-13) - Class of 2018

A three-year letterwinner who went from seldom-used freshman into a two-time All-American (AP Honorable Mention), SDSU's first since Michael Cage... Played in three straight NCAA tournaments... Was a member of the record-setting 2010-11 club that reached the Sweet 16 and posted a 34-3 record... Named the nation's Most Improved Player by CBSsports.com in 2012 after finishing with the second-highest improvement in points (+14.49) and rebounds (+6.96) from the previous season... Named 2012 Mountain West Player of the Year and finished his career as a two-time first-team all-MW performer... Posted the largest scoring improvement from year No. 1 to year No. 3 among all 1,000-point scorers in Aztec history (+14.1)... Scored in double figures 61 times and grabbed 10 or more rebounds 27 times... Had 26 double-doubles... Led the team in scoring 38 times, rebounding 43 times and assists 21 times... Was the 11th Aztec to have 1,000 points and 500 rebounds in a career... SDSU Division I rankings at the end of his collegiate career: No. 9 in free-throw percentage, No. 11 in rebounds, No. 13 in points and in three-point field goals and No. 16 in blocked shots.

D.J. Gay (2008-11) - Class of 2017

Head coach Steve Fisher called him, "The Most Important Player on the Team"... Started as a shooting guard and finished as one of the top point guards in SDSU history... Played in all 140 games and made 120 starts, including 71 straight to end his career... Finished his career ranked No. 1 in games played, No. 2 in three-point attempts and games started, No. 3 in three-point field goals and minutes played, No. 4 in consecutive games started, No. 6 in field-goal attempts, No. 8 in assists, tied for No. 9 in steals, No. 12 in points and three-point field-goal percentage, No. 19 in field goals and No. 20 in free throws... Guided SDSU to the postseason all four seasons (2008, '09 NIT, 2010, '11 NCAA), including a trip to the Sweet 16 in 2011... Helped SDSU win 105 games, the most in a four-year period, including a school-record 34 games in 2011... Instrumental in SDSU winning back-to-back MW tournament titles (2010, '11) and a share of the MW regular-season crown in 2011... Was a 2010 honorable mention all-MW choice, 2011 all-MW first team and MW all-tourney selection, 2011 NABC all-district honoree... One of 10 finalists for the 2011 Bob Cousy Award... Produced 56 double-digit scoring games, including nine 20-point efforts... Led the team in scoring 18 times and in assists 53 times.



D.J. Gay

Kim Goetz (1978-79) - Class of 2006

One of the greatest shooters in San Diego State men's basketball history, known during his playing days as "The Long Ranger"... Led team in scoring in both of his seasons in the Scarlet and Black... Was an All-Western Athletic Conference selection in 1979, averaging over 20 points/game and shot a school-record 90.2 free-throw percentage... Owns three of the top-10 scoring games in school history, including a career-best and then program-high 44-point effort against Utah on March, 3 1979... One of two Aztecs whose career was two years in length and scored at least 1,000 points (1,005).

Morris Gross (1923-27) - Class of 1989

Won six conference basketball titles, the most by an Aztec coach... Coached the Aztecs to three straight NAIA national championship games, including winning the 1941 title... Served as Director of Athletics from 1935-1941... Won nine varsity letters in three sports... Served as football and baseball team captain... Served as an assistant football coach and head coach for baseball.

Tony Gwynn (1978-81) - Class of 1989

A two-sport standout who earned all-conference honors in basketball and All-America honors in baseball... Set a then NCAA record with 18 assists in a basketball game vs. UNLV on Feb. 5, 1980 which still stands as the SDSU single-game record... His 16 games with 10 or more assists also are an Aztec record... Completed his collegiate career with a school-record 590 assists and is still more than 100 assists ahead of the second place total (479)... Appears in the top-20 in career categories in assists average, steals, free throws and free throw attempts... Owns the program's single-season records for assists (221) & assist average (8.2) and appears in the top-25 in free throw percentage and two more times each in assists and assist average... On the career lists was a career .399 hitter in baseball... Drafted on the same day by the San Diego Padres (MLB) and San Diego Clippers (NBA).

INTRODUCTION
COACHES & STAFF
PLAYERS
2021-22 REVIEW
RECORDS
HISTORY
UNIVERSITY
AZTEC BASKETBALL MEDIA GUIDE

Aztec Hall of Fame



MOUNTAIN WEST-RECORD 14-TIME CONFERENCE CHAMPIONS

Kenny Hale (1941, 1946-47) - Class of 1997

A first-team Little All-American guard... Was an all-tournament selection after SDSU's run to the 1941 national title... Led the Aztecs in scoring three times in five tournament games... Known for his outside shooting and quickness... Left school to join the Navy in World War II and returned in 1946 to finish his college career.

Brandon Heath (2004-07) - Class of 2013

A four-year letterwinner who finished as the Aztecs' all-time leader in the following statistical categories: scoring, field goals, field goals attempted, three-point field goals, three-point field goals attempted, steals, games played, games started, double-digit scoring games (112) and minutes played... Also finished among the school's all-time leaders in victories (2nd - 71), assists (3rd), conference victories (3rd - 32), scoring average (4th), three-point field goal percentage (10th), and rebounds (17th)... Finished as the only player in the DI era to rank among SDSU's top 20 players in scoring (1st), rebounding (17th) and assists (3rd)... Finished as the only player in the then 86-season history of the program to produce a 30-point scoring game in each of his four seasons... Won 71 games during his career, the second-highest total during a four-year span in school history... Guided SDSU to the 2006 NCAA tournament and to the second round of the 2007 NIT... SDSU's 2006 outright MW title was its first in the DI era and first since 1967-68... Became the first player in SDSU history to earn all-MW accolades all four seasons (Fr.: honorable mention, So.: second team; Jr.: player of the year and first team; Sr.: first team)... One of only four players in school history to have five 30-point scoring games... Played in 125 games and recorded 112 double-digit scoring games, 54 20-point scoring games and five 30-point games... Led the Aztecs in scoring 60 times, in assists 45 times and rebounds nine times... Eight-time MW player of the week... Hit 13 big shots that either gave the Aztecs a lead it did not relinquish or forced overtime in the final 1:45 of the game... Completed his Aztec career as the all-time MW leader in scoring and steals and having scored in double figures a school-record 58 consecutive games and having started 85 straight games.

Harry Hodgetts (1939-41) - Class of 1999

Helped lead SDSU to two national runner-up finishes and the NAIA 1941 national championship... Was the defensive stopper... Guarded Jackie Robinson in the Aztecs' 1941 win over UCLA... Prepped locally at Hoover High School... Recipient of the 1998 Hoopla Award for lifetime commitment to San Diego State.

Randy Holcomb (2001-02) - Class of 2012



Randy Holcomb

Signaled the beginning of a new era in SDSU basketball when the nationally prominent player elected to sign with the Aztecs out of junior college... In his two seasons carried much of the offensive burden for the Aztecs... Played for two coaches who won national titles in Fresno State's Jerry Tarkanian and Fisher... Started all 61 games after transferring from L.A. City College... Led SDSU to a 35-26 record in his two seasons, when the Aztecs posted a 9-45 record the two years before his arrival... Helped SDSU advance to the 2002 NCAA Tournament, the first time since 1985... In two seasons he recorded 19 double-doubles, led SDSU in rebounding 40 times, in scoring 31 times and in assists seven times... Had 63 career double-figure scoring games; 56 came while at SDSU... Career SDSU ranks upon the completion of his eligibility: 19th in scoring, tied for 10th in blocked shots, tied for ninth in career starts since the 1978-79 season... Only MWC player selected in the 2002 NBA Draft; picked in the second round (57th overall) by the San Antonio Spurs.

Joel Kramer (1974-78) - Class of 1997

Named the 1978 Pacific Coast Athletic Association Most Valuable Player... A two-time team MVP... Completed his collegiate career by playing in 85 straight games, after recovering from a broken foot... Totaled over 700 rebounds for his Aztec career and averaged over nine per game his last two seasons... Spent five seasons with the Phoenix Suns... A Patrick Henry High School product.

Kawhi Leonard (2010-11) - Class of 2016

Started 69 of the 70 games in which he competed... Finished with 64 straight starts... Led SDSU to the 2010 Mountain West (MW) Tournament title, 2011 MW regular-season title and 2011 MW Tournament title... Helped the Aztecs to the 2010 NCAA Tournament First Round and 2011 NCAA Tournament Sweet 16... Led SDSU to its first NCAA Tournament win in school history in 2011... 2011 All-American (second team by AP, Sporting News, FOXSports.com, third team by State Farm Coaches and SI.com)... Was the program's second consensus All-American... Logged 40 career double-doubles, which is the second most in school history behind Michael Cage's 61... Tied Andrew Bogut for the most career double-doubles in MW history... Set the MW all-time mark

for career double-doubles in MW games (21) and double-doubles in a single season in MW games (12)... Posted 56 career double-figure scoring games and 42 career double-figure rebounding efforts (nine with 15+)... Led the team in scoring 27 times, rebounding 43 times and assists 16 times... Scored at least 20 points 12 times in his career... In 2010: MW Tournament MVP and first-team selection... The only freshman in MW history to earn first-team all-conference honors... MW Freshman of the Year ... Sporting News All-Freshman second team... NABC All-District 17 selection... Only freshman in the then 11-year history of the MW to earn conference player of the week accolades three times... One of only four freshmen in Division I to lead his team in scoring and rebounding... In 2011: Voted first-team All-MW, MW All-Tournament Team, MW All-Defensive Team, NABC All-District 17 and USBWA All-District IX teams... Was one of 10 candidates for Naismith Award and one of 20 candidates for Wooden Award... Was a two-time MW Player of the Week... Voted the CBE Classic Oxford Subregional MVP... Ended the campaign with 23 double-doubles, the fourth most in America ... SDSU Division I career rankings at time of departure: second in rebound average, fifth in rebounds, seventh in consecutive games started, 14th in field-goal attempts, 16th in scoring average, 16th in games started, 18th in blocks, 19th in points, 20th in field goals and 20th in steals.

Art Linkletter (1932-34) - Class of 1990

A three-year starter on the men's basketball team who led the squad in scoring as a junior and a senior... A first-team all-conference pick... Also left school as the Aztec record holder in the backstroke (men's swimming)... Received the NCAA's highest honor, the Teddy Roosevelt Award, in 1980... Long-time national television personality and author.

Chris Marlowe (1971-73) - Class of 1994

A two-time volleyball All-American that led SDSU to the 1973 national title... Competed in 80 games with 45 victories as a member of the basketball team and averaged 5.0 points and 3.3 rebounds for his career... A member of the U.S. National team and the MVP of the 1976 U.S. Olympic team in Montreal... Captain of the Olympic gold-medal squad in 1984... A five-time U.S. Volleyball Association MVP... Ultra-successful pro beach volleyball player... Went on to a successful career in television broadcasting.

Dick Mitchell (1940-42) - Class of 1998

Center for the 1941 national championship team... A 1941 second-team All-American... Left the San Diego State as its third all-time scorer... Won 59 of 81 games in which he competed... Participated in the NAIA Tournament in each of his three years... Earned three varsity letters in baseball and was an all-conference pick in that sport in 1942... Was a national caliber badminton player in the 1950s... Inducted into the Badminton Hall of Fame in 1974.

Paul Mott (1925-28) - Class of 1996

A three-sport star (basketball, football, track & field)... A two-time team captain in basketball and led the team in scoring twice... Leading scorer in football for three seasons and led the team in rushing twice... Left the school as the record holder in the javelin and shot put... Was an all-conference selection in all three sports... Taught school in San Diego for 28 years.

Graig Nettles (1964-65) - Class of 1998

A two-year basketball letterman... Led the baseball squad in hitting and homers in 1965 and set the school record for fielding percentage by a shortstop at .951... A big-leaguer with the Twins, Indians, Yankees, Padres and Braves... Retired as the American League record holder for homers by a third baseman with 319.

Milton Phelps (1938-41) - Class of 1988

"Milky" was the first Aztec athlete to achieve first-team, major-college All-America honors... Three-time team MVP... His double-figure scoring average led the team in each of his first three years... Led SDSU to the NAIA national title in 1941... He died in an aviation training accident during World War II.

Tony Pinkins (1955-57) - Class of 1992

Broke the SDSU scoring record in 1957 (1,475 points) and held the mark as the school's top scorer for 27 years... Remains the top Aztec scorer in a three-year career and fifth overall in program history... Ranks third all-time in career scoring average (18.1)... A three-time all-CCAA selection... Sits in second place with 485 career free throws and holds the record for free throws in a three-year career... Led SDSU to the NAIA national tournament in 1956 and the college division playoffs in 1957... His 495 career field goals are the seventh most all-time and the record for a three-year career and 485 career free throws are also second all-time at San Diego State.

Jack Shawcroft (1963-65) - Class of 2020

Won three letters for the Scarlet and Black ... Garnered all-CCAA accolades in 1963 and 1964 ... Was named the Aztecs' most valuable player in all three seasons he played ... Also served as team captain during the 1963-64 campaign ... Led Aztecs in scoring in '62-63 (11.7 ppg) and 63-64 (14.0 ppg) ... Helped SDSU to three consecutive winning seasons, as the team posted records of 17-9, 15-11 and 14-11 in his career ... The Aztecs' CCAA finishes in those years were T-2nd, 3rd, T-3rd.

INTRODUCTION

COACHES & STAFF

PLAYERS

2021-22 REVIEW

RECORDS

HISTORY

UNIVERSITY

AZTEC BASKETBALL MEDIA GUIDE

Aztec Hall of Fame



MOUNTAIN WEST-RECORD 14-TIME CONFERENCE CHAMPIONS

Al Skalecky (1966-68) - Class of 1988

More than 50 years after his final game as an Aztec, Al Skalecky continues to have an impact on the SDSU record book... Rebounding averages of 13.7 and 13.6 per game, in 1966 & 1967 respectively, still rank as the two best in school history... His 394 rebounds are the most in a season by an Aztec... Ranks 12th in career scoring (1,271 points), an incredible feat considering he played in an era that did not feature the three-point line or freshman eligibility... Led SDSU to a 20-4 California Collegiate Athletic Association mark, including two championships, during his junior and senior seasons.

Willie Steele (1947) - Class of 1988

Willie Steele attended Hoover High School in San Diego, where as a senior in 1941 he jumped 24 feet, 3/4 inches (24-00.75) at the Southern Section Championships... That mark qualified him for the California State Meet at San Jose State College, where he took second with a 23-03.50 leap... He then competed as a freshman at SJSU in 1942, where he long jumped 25-08.00... After his first year of college, Steele enlisted in the military and fought in World War II... At the conclusion of the war, he moved back to San Diego, where he resumed his college studies and track and field career at San Diego State in 1946 under Aztec Hall of Fame coach Charles Peterson... That year he was the conference champion with a 23-06.50 mark and won the AAU National Championship with a 24-00.25 leap... His longest jump in 1946 was 25-01.875 - a school record... In 1947, after Charles "Choc" Sportsman became the track and field coach, Steele won the 1947 NCAA Track and Field Long Jump Championship with a 26-06.00 leap that broke Jesse Owens' NCAA record by over four inches... He went on to win the AAU National Championship again in 1947 with a 24-09.25 jump... In 1948, Steele won the 1948 NCAA Track and Field Long Jump Championship (24-11.25) as well as the 1948 U.S. Olympic Trials (26-02.25)... He went on to win the gold medal at the 1948 Olympics (25-08.00)... Steele was the first Aztec to win an Olympic medal... He also batted .317 for the Aztec baseball team and was a center on the basketball squad... An Olympic gold medal winner, three-time national champion, and two-time NCAA All-American, Steele won the long jump title 27 times in the 29 major track meets in which he competed... He was inducted into the San Diego Hall of Champions in 1958 and the USA Track and Field Hall of Fame in 2009.

Xavier Thames (2012-14) - Class of 2019

Played three seasons at San Diego State after seeing action in 31 games, which included four starts as a true freshman at Washington State (2009-10)... Played in 97 games, starting 91... Guided SDSU to two MW titles (2012 co-regular season, 2014 regular season) and three NCAA berths, including the 2014 Sweet 16... Scored in double figures 59 times with 15 of at least 20 points... Had two double-doubles... Led the team in scoring 31 times, rebounding four times and assists 53 times... Helped the Aztecs to three seasons of 23 wins or more (26 in 2012, 23 in 2013, 31 in 2014)... SDSU Division I career rankings: 3rd in free-throw percentage, 5th in free-throws, 7th in conference victories, 8th in scoring, 9th in victories, 10th in assists, 10th in three-point field goals, 10th in minutes played, 11th in games started, 14th in three-point field-goal percentage, 14th in points-rebounds-assists, 15th in steals, 19th in efficiency points, 24th in scoring average... 2014 AP Honorable Mention All-American, CBSsports.com Third-Team All-American, NCAA West Region all-tournament, MW Player of the Year, first-team all-conference, MW all-defensive team, MW all-tournament, NABC and USBWA all-district, Bob Cousy Award finalist, midseason Oscar Robertson and Naismith Trophy Watch List, three-time MW Player of the Week, two-time national player of the week... 2012 Honorable Mention all-Mountain West.

Anthony Watson (1983-86) - Class of 2015

Played in 110 games posting a 66-50 record... Leading scorer on the 1985 NCAA Tournament team and third-leading scorer in SDSU history (1,735 points)... Last Aztec player to earn league most valuable player honors (1985-86 WAC Player of the Year) until 2006... A two-time first-team all-WAC selection (1985 & 1986)... In both 1985 and 1986 he was named to the WAC All-Tournament Team and was the first Aztec Division I player to be named to an all-conference tournament team twice... Ended his career as the fourth-leading scorer in WAC history trailing only Devin Durrant, Danny Ainge and SDSU's Michael Cage. He combined for 93 starts and his 22.5 points per game average in the 1985-86 season is second highest in school history... His 702 career field goals were the most by any Aztec player until 2007... Is one of eight players in SDSU Division I history to earn league player-of-the-year accolades.

Coaches

Steve Fisher (Head Coach from 2000-2017) - Class of 2017

Head coach of the Aztecs for 18 seasons, guiding SDSU to a Mountain West-record 10 conference titles, eight NCAA tournaments among 13 postseason appearances... Had an Aztec career record of 386-209 and finished as the school's all-time winningest coach... 2011 Naismith, NABC and Adolph Rupp National Coach of the Year Award honoree... Designated a District Coach of the Year nine times (NABC & USBWA in 2011, NABC, USBWA & Basketball Times in 2014 and NABC & Basketball Times in 2014)... Led San Diego State to its first Division I NCAA tournament win in 2011 and reached the Sweet 16 and finished with a school-record 34 victories (34-3)... Recipient of the 2015 John R. Wooden Legends of Coaching Award... Returned the Aztecs to the NCAA Sweet 16 in 2014 when they compiled a 31-5 record... Helped the program to its first top-25 ranking in 2011 when it opened at No. 25 in the preseason poll and peaked as high as No. 4... Coached Aztec Hall of Fame inductees Jamaal Franklin, D.J. Gay, Brandon Heath, Randy Holcomb, Kawhi Leonard & Xavier Thames.



Steve Fisher

C. E. Peterson (Head Coach from 1921-26) - Class of 1998

The "Grand old man of San Diego State"... Carved out a 71-30 mark as head basketball coach in five seasons... Was the first Aztec football coach and finished with a 44-31-4 mark... Led the Aztec track team to seven conference titles during his 25-year career... Was the Dean of Men from 1928 to 1953... Peterson Gym, the on-campus facility, is named for him... Coached Aztec Hall of Fame inductees Morris Gross & Paul Mott.

George Ziegenfuss (Head Coach from 1948-69) - Class of 1994



George Ziegenfuss

Won 316 games in 21 years as the Aztec coach, the most victories in program history until Steve Fisher surpassed him in the 2014-15 campaign... Had only two seasons where he did not reach double digit wins and enjoyed 16 seasons of a .500 or better record... Qualified for two NAIA National Tournaments (1954 & 1956) and three NCAA Division I Tournaments (1957, 1967 & 1968) with his 1957 and 1967 teams reaching the quarterfinals... Led the SDSU to five California Collegiate Athletic Association championships (1953-54, 1956-57, 1957-58, 1966-67 & 1967-68) and six runner-up finishes... Coached Aztec Hall of Fame inductees Dick Barnes, Bob Brady, Bernie Finlay, Graig Nettles, Tony Pinkins and Al Skalecky... Also served San Diego State as a long-time physical education instructor.

Teams

1940-41 NAIA National Championship Team - Class of 2002

San Diego State's only team national champion was the 1940-41 men's basketball team... Squad was led by Aztec Hall of Fame members 1,000-point scorer Milton Phelps, Harry Hodgetts, Dick Mitchell and Kenny Hale and coached by Hall of Famer Morris Gross... Posted a 24-7 record... Traveled to Kansas City and won four games in the National Association of Intercollegiate Athletics (NAIA) Tournament to bring home the national title... Its 24 wins were tied for the most in a single season by an Aztec team until 2008-09 (68 seasons).

INTRODUCTION

COACHES & STAFF

PLAYERS

2021-22 REVIEW

RECORDS

HISTORY

UNIVERSITY

AZTEC BASKETBALL MEDIA GUIDE




#15 KAWHI LEONARD (2010-11)

SDSU HALL OF FAME CLASS OF 2017
 2011 CONSENSUS ALL-AMERICAN (2ND IN PROGRAM HISTORY)
 2-TIME USWBA & NABC ALL-DISTRICT
 2-TIME FIRST-TEAM ALL-MOUNTAIN WEST
 2010 MW FRESHMAN OF THE YEAR & 2011 MW ALL-DEFENSIVE TEAM
 2010 MW TOURNAMENT MVP & 2-TIME ALL-MW TOURNAMENT
 LED TEAM TO ITS FIRST NCAA TOURNAMENT VICTORY & FIRST SWEET-16
 40 DOUBLE DOUBLE (2ND ALL-TIME) IN 70 CAREER GAMES
 1-OF-4 FRESHMAN IN 2010 TO LEAD HIS TEAM IN SCORING & REBOUNDING
 IN 70 GAMES HAD 56 DOUBLE FIGURE SCORING AND 42 DOUBLE FIGURE REBOUNDING GAMES
 No. 36 ALL-TIME SCORER (990 POINTS)

#22 MILTON PHELPS (1938-41)

SDSU HALL OF FAME CLASS OF 1988
 No. 28 ALL-TIME SCORER (1,043 POINTS)
 FIRST PLAYER IN SDSU HISTORY TO SCORE 1,000 POINTS
 THREE-TIME ALL-AMERICAN
 LED SDSU TO THE 1941 NAIA NATIONAL CHAMPIONSHIP
 LED SDSU TO THE 1939 & 1940 NAIA NATIONAL CHAMPIONSHIP GAMES



#44 MICHAEL CAGE (1981-81)

SDSU HALL OF FAME CLASS OF 2013
 No. 1 ALL-TIME REBOUNDER (1,317 REBOUNDS)
 No. 2 ALL-TIME SCORER (1,846 POINTS)
 1984 CONSENSUS ALL-AMERICAN (1ST IN PROGRAM HISTORY)
 2-TIME WAC PLAYER OF THE YEAR
 3-TIME TEAM CAPTAIN & MVP
 1-OF-2 AZTECS TO SCORE 1,000 POINTS AND GRAB 1,000 REBOUNDS
 HELD PROGRAMS CAREER-SCORING RECORD FOR 27 YEARS (1984-2007)
 STARTED EACH OF 112 CAREER GAMES
 LEFT SDSU AS THE PROGRAM & WAC CAREER LEADER IN REBOUNDING
 IN 1984 WAS THE ONLY PLAYER IN THE US TO BE RANKED IN THE TOP-25 IN SCORING & REBOUNDING



INTRODUCTION

COACHES & STAFF

PLAYERS

2021-22 REVIEW

RECORDS

HISTORY

UNIVERSITY

AZTEC BASKETBALL MEDIA GUIDE

1,000-Point Scorers



MOUNTAIN WEST-RECORD 14-TIME CONFERENCE CHAMPIONS

1. Brandon Heath | Los Angeles, California | 2004-05-06-07

2,189 points

A four-year letterwinner who finished as the Aztecs' all-time leader in the following statistical categories: scoring, field goals, field goals attempted, three-point field goals, three-point field goals attempted, steals, games played, games started, double-digit scoring games (112) and minutes played... Also finished among the school's all-time leaders in victories (2nd - 71), assists (3rd), conference victories (3rd - 32), scoring average (4th), three-point field goal percentage (10th), and rebounds (17th)... He finished as the only player in the DI era to rank among SDSU's top 20 players in scoring (1st), rebounding (17th) and assists (3rd)... Finished as the only player in the 86-season history of the program to produce a 30-point scoring game in each of his four seasons... Won 71 games during his career, the second-highest total during a four-year span in school history... Guided SDSU to the 2006 NCAA tournament and to the second round of the 2007 NIT... SDSU's 2006 outright MW title was its first in the DI era and first since 1967-68... Became the first player in SDSU history to earn all-MW accolades all four seasons (Fr.: honorable mention, So.: second team; Jr.: player of the year and first team; Sr.: first team)... One of only four players in school history to have five 30-point scoring games... Played in 125 games and recorded 112 double-digit scoring games, 54 20-point scoring games and five 30-point games... Led the Aztecs in scoring 60 times, in assists 45 times and rebounds nine times... Eight-time MW player of the week... Hit 13 big shots that either gave the Aztecs a lead it did not relinquish or forced overtime in the final 1:45 of the game... Left as the all-time MW leader in scoring and steals... Left SDSU having scored in double figures a school-record 58 consecutive games and having started 85 straight games... Inducted into the Aztec Hall of Fame in 2013.

Year	G-GS	Min.-Avg.	FG-FGA	Pct.	3P-3PA	Pct.	FT-FTA	Pct.	Reb	Avg.	PF-D	AT	TO	BS	ST	Pts.	Avg.
2003-04	30-26	897-29.9	144-368	.391	48-160	.300	77-110	.700	80	2.7	58-0	53	66	0	41	413	13.8
2004-05	29-28	997-34.4	176-432	.407	48-151	.318	132-161	.820	101	3.5	53-1	107	104	3	63	532	18.3
2005-06	33-33	1,164-35.3	204-481	.424	98-240	.408	101-119	.849	111	3.4	54-1	114	119	1	49	607	18.4
2006-07	33-33	1,217-36.9	225-534	.421	87-247	.352	100-134	.746	127	3.8	54-0	120	104	2	64	637	19.3
Totals	125-120	4,275-34.2	749-1,815	.413	281-798	.352	410-524	.782	419	3.4	219-2	394	393	6	217	2,189	17.5

2. Michael Cage | West Memphis, Arkansas | 1981-82-83-84

1,846 points

The player most associated with SDSU, Cage is the school's second all-time leading scorer (1,846) and top rebounder (1,317)... Brandon Heath broke Cage's scoring record in 2007... Selected a second-team All-American in 1984 by the AP, UPI and Basketball Weekly... Honorable mention All-American as a junior as named by the AP and UPI... Earned co-WAC player of the year honors in 1983 and won the award outright in 1984... Ranked third nationally in rebounding as both a freshman and junior and as a senior was the only player to rank among the top 10 in scoring and rebounding... Member of the 1983 U.S. Pan American gold-medal winning team... First-round draft pick in the 1984 NBA Draft by the L.A. Clippers... Among the many school records he set, he still holds the Aztec lead in the following categories: single-season scoring (686), single-season scoring average (24.5), career rebounding, rebounds in a game (26), single-season field goals made (250), career free throws made (488) and consecutive games started (112)... He played on Aztec teams which posted a 68-44 record with four straight winning seasons... Inducted into the Aztec Hall of Fame in 1993.

Year	G-GS	Min.-Avg.	FG-FGA	Pct.	3P-3PA	Pct.	FT-FTA	Pct.	Reb	Avg.	PF-D	AT	TO	BS	ST	Pts.	Avg.
1980-81	27-27	1,031-38.2	115-206	.558			65-86	.756	355	13.1	56-1	11	60	20	28	295	10.9
1981-82	29-29	1,076-37.1	123-252	.488			72-109	.661	256	8.8	46-0	44	51	25	34	318	11.0
1982-83	28-28	1,070-38.2	191-335	.570			165-221	.747	354	12.6	42-1	31	70	26	29	547	19.5
1983-84	28-28	1,085-38.8	250-445	.562			186-251	.741	352	12.6	62-0	12	52	47	35	686	24.5
Totals	112-112	4,262-38.1	679-1,238	.548			488-667	.732	1,317	11.8	206-2	98	233	118	126	1,846	16.5

3. Anthony Watson | Detroit, Michigan | 1983-84-85-86

1,735 points

One of the finest players in SDSU history, Watson played in 110 games in his four seasons from the 1982-83 campaign through the 1985-86 season... Before Brandon Heath in 2006, he was the last Aztec player to earn league MVP honors (WAC - 1985-86) and was a two-time first-team all-WAC selection (1985 and 1986)... In both 1985 and 1986 he was named to the all-WAC tournament team and is still today the only Aztec DI player to be named to the all-conference tournament team twice... Ended his career as the fourth-leading scorer in WAC history trailing only Devin Durrant, Danny Ainge and SDSU's Michael Cage... Broke the school record for points in a game when he tallied 54 points against U.S. International on Feb. 20, 1986... That is an SDSU record that still stands today... Inducted into the Aztec Hall of Fame in 2015.

Year	G-GS	Min.-Avg.	FG-FGA	Pct.	3P-3PA	Pct.	FT-FTA	Pct.	Reb	Avg.	PF-D	AT	TO	BS	ST	Pts.	Avg.
1982-83	28-20	766-27.4	132-320	.413			55-79	.696	54	1.9	63-2	85	93	1	27	319	11.4
1983-84	23-15	628-27.3	102-261	.391			38-57	.667	64	2.8	59-4	70	78	8	36	242	10.5
1984-85	31-30	971-31.3	222-475	.467			100-128	.781	102	3.3	73-2	105	82	3	74	544	17.6
1985-86	28-28	965-34.5	246-520	.473			138-182	.758	142	5.1	96-7	96	84	6	55	630	22.5
Totals	110-93	3,330-30.3	702-1,576	.445			331-446	.742	362	3.3	291-15	356	337	18	192	1,735	15.8

4. Chase Tapley | Sacramento, California | 2010-11-12-13

1,526 points

A four-year starter... Became the first Aztec to play in four consecutive NCAA tournaments when San Diego State advanced to the Big Dance in 2013... Started as a true freshman in 2009-10 when SDSU compiled a 25-9 record, won the Mountain West tournament title and narrowly upset No. 15/14 Tennessee in the first round of the NCAA tournament... Started for the record-setting 2010-11 squad that finished with a 34-3 mark after sharing the MWC regular-season championship, winning the conference tournament crown and advancing to the Sweet 16... Helped the 2010-11 team win the program's first-ever Division I NCAA tournament game and produce a school-record 34 victories... Averaged a career-high 15.8 points and 4.3 rebounds in 2011-12 to guide the Aztecs back to the NCAA tournament after they shared the MW regular-season championship... Guided SDSU to the third round of the NCAA tournament, which made him a part of every NCAA win in school history at the time of his departure... Earned second-team all-MW honors in 2011-12 and third-team accolades in 2012-13... Career SDSU ranks upon the completion of his eligibility: 2nd in victories, 2nd in games played, 3rd in three-point field goals, 4th in points, 4th in steals, 4th in games started, 4th in minutes played, 5th in three-point field-goal percentage, 11th in assists, 15th in blocks.

Year	G-GS	Min.-Avg.	FG-FGA	Pct.	3P-3PA	Pct.	FT-FTA	Pct.	Reb	Avg.	PF-D	AT	TO	BS	ST	Pts.	Avg.
2009-10	33-17	773-23.4	98-196	.500	35-93	.376	20-28	.714	76	2.3	50-0	72	39	13	37	251	7.6
2010-11	34-31	867-25.5	113-233	.485	41-108	.380	24-29	.828	82	2.4	45-0	64	45	8	44	291	8.6
2011-12	34-34	1,157-34.0	200-440	.455	77-178	.433	60-83	.723	146	4.3	58-0	77	55	15	60	537	15.8
2012-13	33-32	1,016-30.8	162-378	.429	70-186	.376	53-66	.803	105	3.2	55-0	90	43	18	46	447	13.5
Totals	134-114	3,813-28.5	573-1,247	.460	223-565	.395	157-206	.762	409	3.1	208-0	303	182	54	187	1,526	11.4

5. Tony Pinkins | East Chicago, Indiana | 1955-56-57

1,475 points

Broke the SDSU scoring record in 1957 and held the mark as the school's top scorer for 27 years... Remains the top Aztec scorer in a three-year career... Ranks third all-time in career scoring average (18.1)... A three-time all-CCAA selection... Sits in second place with 485 career free throws and holds the record for free throws in a three-year career.

Year	G-GS	Min.-Avg.	FG-FGA	Pct.	3P-3PA	Pct.	FT-FTA	Pct.	Reb	Avg.	PF-D	AT	TO	BS	ST	Pts.	Avg.
1954-55	26-na		126-353	.357			170-222	.766	258	9.9	77-4					422	16.2
1955-56	29-na		187-395	.473			150-208	.721	346	11.9	75-4					524	18.1
1956-57	27-na		182-447	.407			165-228	.724								529	19.6
Totals	82-na		495-1,195	.414			485-658	.737								1,475	18.0

INTRODUCTION
COACHES & STAFF
PLAYERS
2021-22 REVIEW
RECORDS
HISTORY
UNIVERSITY
AZTEC BASKETBALL MEDIA GUIDE

1,000-Point Scorers



MOUNTAIN WEST-RECORD 14-TIME CONFERENCE CHAMPIONS

6. Matt Mitchell | Riverside, California | 2018-19-20-21

1,471 points

A starter from the first day he stepped on campus... Became the 34th member of the 1,000-point club on Feb. 11, 2020... Is the third Aztec, in program history, to score at least 1,000 points, grab 500 rebounds, dish out 200 assists and total 100 steals in his career... Won four Mountain West Championships (two regular season - 2019-20 & 2021-21, and two tournament - 2018 & 2021)... Garnered honorable mention AP All-American honors, Mountain West Player of the Year, first-team All-Mountain West, Mountain West All-Defensive Team, NABC first-team All-District 17, USBWA first-team All-District IX, *Basketball Times* West Coast All-District Team, Mountain West Tournament Most Valuable Player, Mountain West All-Tournament Team in his senior season... Was the sixth player, and first Aztec, in Mountain West history to earn Player of the Year & Tournament MVP in the same year... Completed his Aztec career ranked No. 3 in conference victories,, No. 5 in points-rebounds-assists & No. 5 in consecutive starts, No. 6 in points, No. 6 in 3-point field goals, No. 7 in 3-point field goal attempts & victories, No. 8 in free throw attempts, No. 9 in games started & free throws, No. 10 in free throw percentage, field goal attempts & steals (129), No. 11 in minutes, No. 12 in field goals, No. 12 in 3-point field goal percentage & rebounds.

Year	G-GS	Min.-Avg.	FG-FGA	Pct.	3P-3PA	Pct.	FT-FTA	Pct.	Reb	Avg.	PF-D	AT	TO	BS	ST	Pts.	Avg.
2017-18	33-32	874-26.5	116-258	.450	49-137	.358	65-85	.765	131	4.0	82-3	57	66	8	36	346	10.5
2018-19	34-33	898-26.4	115-284	.405	42-128	.328	77-102	.755	140	4.1	96-4	61	67	7	23	349	10.3
2019-20	32-19	822-25.7	125-267	.468	44-112	.393	96-110	.873	154	4.8	91-1	55	54	11	34	390	12.2
2020-21	25-24	745-29.8	116-266	.436	31-92	.337	123-152	.809	139	5.6	58-0	51	57	6	36	386	15.4
Totals	124-108	3,340-26.9	472-1075	.439	166-469	.354	361-449	.804	564	4.5	327-8	224	244	32	129	1,471	11.9

7. Trey Kell | San Diego, California | 2015-16-17-18

1,403 points

A staple in the starting lineup, beginning with his freshman season under head coach Steve Fisher and ending with his senior campaign under Brian Dutcher... Was a two-time all-Mountain West performer and two-time MW all-tournament team selection, earning MVP honors as a senior... Helped the Aztecs win the 2014-15 and 2015-16 Mountain West regular-season titles and the 2018 MW tournament crown... Guided SDSU to the round of 32 in the 2015 NCAA tournament and the first round of the 2018 NCAA tourney... Part of a 2016 team that reached the semifinals of the NIT... Hit the 1,000-point mark during his junior campaign... Ended his career as one of two Aztecs in the last 20 years to accumulate at least 1,400 points, 500 rebounds, 300 assists and 100 steals... Also finished his career as one of 10 active players with at least 1,400 points, 500 rebounds, 300 assists and 100 steals... Had 73 double-figure scoring games with two double-doubles... Career SDSU ranks upon the completion of his eligibility: 4th in games played, 5th in points, 5th in field goal attempts, 5th in points-rebounds-assists, T-5th in games started, T-5th in conference victories, 6th in three-point field goals, 6th in free throw attempts, 7th in three-point field goal attempts, 7th in minutes played, 7th in victories, T-9th in free throws, 10th in assists, T-10th in steals, 12th in field goals, 15th in efficiency points, 19th in rebounds.

Year	G-GS	Min.-Avg.	FG-FGA	Pct.	3P-3PA	Pct.	FT-FTA	Pct.	Reb	Avg.	PF-D	AT	TO	BS	ST	Pts.	Avg.
2014-15	35-15	709-20.3	62-186	.333	15-68	.221	58-91	.637	98	2.8	33-0	56	38	3	20	197	5.6
2015-16	38-38	1,084-28.5	158-390	.405	71-185	.384	90-135	.667	142	3.7	51-1	54	68	7	30	477	12.6
2016-17	33-32	1,050-31.8	143-381	.375	38-142	.268	111-145	.766	162	4.9	56-2	96	57	14	45	435	13.2
2017-18	28-27	797-28.5	98-255	.384	26-90	.289	72-97	.742	116	4.1	36-0	114	44	6	31	294	10.5
Totals	134-112	3,640-27.2	461-1,212	.380	150-485	.309	331-468	.707	518	3.9	176-3	320	207	30	126	1,403	10.5

8. Winston Shepard | Houston, Texas | 2013-14-15-16

1,401 points

Played in 139 games and made 101 starts in four seasons... Became the 30th player in school history to score 1,000 career points... Helped the Aztecs to four postseason appearances (3 NCAA, 1 NIT), highlighted by an NCAA Sweet 16 berth in 2014 and a run to the NIT semifinals in 2016... Guided SDSU to three straight Mountain West regular-season titles his final three years... Scored in double figures 76 times, including four with at least 20 points... Had nine double-doubles and the school's only triple-double... Led the team in scoring 28 times, in rebounding 28 times and assists 48 times... Became the only player in program history with at least 1,000 points, 700 rebounds and 300 assists... SDSU Division I career rankings at time of departure: 1-1st in conference victories (55), 2nd in free throws, 2nd in free throws attempted, 3rd in games played, 3rd in victories (104), 4th in points-rebounds-assists (2,424), 5th in scoring, 5th in field-goal attempts, 7th in rebounds, 7th in minutes played, 9th in field goals, 9th in consecutive games started (62), 10th in efficiency points (1,343), 11th in assists, 11th in games started, 21st in blocked shots, 21st in steals.

Year	G-GS	Min.-Avg.	FG-FGA	Pct.	3P-3PA	Pct.	FT-FTA	Pct.	Reb	Avg.	PF-D	AT	TO	BS	ST	Pts.	Avg.
2012-13	31-2	629-20.3	57-145	.393	7-28	.250	57-99	.576	110	3.5	39-0	61	63	12	13	178	5.7
2013-14	35-34	932-26.6	136-330	.412	7-38	.184	128-202	.634	170	4.9	45-0	74	80	12	35	407	11.6
2014-15	36-36	955-26.5	138-339	.407	17-57	.298	106-158	.671	190	5.3	54-1	67	88	10	22	399	11.1
2015-16	37-29	1,067-28.8	135-350	.386	10-46	.217	137-194	.706	238	6.4	60-1	113	77	13	33	417	11.3
Totals	139-101	3,583-25.8	466-1,164	.400	41-169	.243	428-653	.655	708	5.1	198-2	315	308	47	103	1,401	10.1

9. Jeremy Hemsley | Rancho Cucamonga, California | 2016-17-18-19

1,392 points

Reached the 1,000-point plateau during his junior season... Played in all but four games during his career... Named to the all-Mountain West third team by the coaches and media as a freshman, and was an honorable mention choice by the coaches at the end of his sophomore season and an all-defensive team member as a senior... Helped the Aztecs win the 2015-16 Mountain West regular-season title and reach the semifinals of the 2016 NIT... Guided SDSU to the 2018 MW tournament championship and the first round of the NCAA tournament.

Year	G-GS	Min.-Avg.	FG-FGA	Pct.	3P-3PA	Pct.	FT-FTA	Pct.	Reb	Avg.	PF-D	AT	TO	BS	ST	Pts.	Avg.
2015-16	37-25	1,014-27.4	147-342	.430	42-118	.356	107-141	.759	89	2.4	82-3	68	71	12	27	443	12.0
2016-17	32-31	917-28.7	146-352	.415	56-150	.373	64-102	.627	78	2.4	67-1	66	64	9	20	412	12.9
2017-18	32-7	698-21.8	81-188	.431	21-79	.266	49-80	.613	55	1.7	58-0	67	55	5	21	232	7.3
2018-19	33-32	1,003-30.4	109-253	.431	34-96	.354	53-83	.639	100	3.0	60-1	85	70	16	38	305	9.2
Totals	134-95	3,632-27.1	483-1,135	.426	153-443	.345	273-406	.672	322	2.4	267-5	286	260	42	106	1,392	10.4

10. Bob Brady | York, Pennsylvania | 1952-53-54

1,389 points

One of the first great scorers in SDSU history and only the second Aztec to eclipse the 1,000-point mark... Holds the record for career scoring average (18.8)... SDSU's all-time leading scorer when he finished his career in 1954 and held the honor until 1957... A two-time All-CCAA selection... Made a SDSU single-season record 213 free throws in 1952-53.

Year	G-GS	Min.-Avg.	FG-FGA	Pct.	3P-3PA	Pct.	FT-FTA	Pct.	Reb	Avg.	PF-D	AT	TO	BS	ST	Pts.	Avg.
1951-52	23-na	133-na					109-na									375	16.3
1952-53	28-na		186-437	.426			213-280	.761	189	6.8	88-7					585	20.9
1953-54	23-na		142-281	.505			145-174	.833								429	18.7
Totals	74-na		461-na				467-na									1,389	18.8

11. Steve Copp | Chula Vista, California | 1973-74-75-76

1,352 points

One of the truly great student-athletes in SDSU history... Finished career as third-leading scorer in school history... The only Academic All-American in SDSU history, as he garnered first-team plaudits in 1976 and second-team honors in 1975... Pacific Coast Athletic Association (PCAA) Player of the Year as a senior, and a two-time first team all-PCAA member... Scored 39 points against Kansas State as a sophomore, which ranks eighth all-time and is the second highest total against a ranked opponent... Also ranks fourth in career rebounds and still holds the record for rebounds in an NCAA tournament game with 17 against UNLV in 1975... Posted a 3.92 GPA in zoology... Member of the Aztec Hall of Fame.

Year	G-GS	Min.-Avg.	FG-FGA	Pct.	3P-3PA	Pct.	FT-FTA	Pct.	Reb	Avg.	PF-D	AT	TO	BS	ST	Pts.	Avg.
1972-73	26-na		97-234	.415			76-113	.673	173	6.7	71-2	33				270	10.4
1973-74	11-na		59-138	.428			26-38	.684	69	6.3	35-3	16				144	13.1
1974-75	27-na		144-337	.427			85-128	.664	247	9.1	88-3	58				373	13.8
1975-76	29-na		207-417	.496			106-160	.663	248	8.6	87-4	64				520	17.9
Totals	93-na		507-1,126	.450			293-439	.667	737	7.9	281-12	171				1,307	14.1

INTRODUCTION
COACHES & STAFF
PLAYERS
2021-22 REVIEW
RECORDS
HISTORY
UNIVERSITY
AZTEC BASKETBALL MEDIA GUIDE

1,000-Point Scorers



MOUNTAIN WEST-RECORD 14-TIME CONFERENCE CHAMPIONS

12. Billy White | Las Vegas, Nevada | 2008-09-10-11

1,294 points

One of the most athletic players to ever compete at SDSU... Never shot below 56 percent from the field and left as the school's all-time leader in career field-goal percentage... Left school as the No. 1 player in Division I school history in career games started, and was second in games played, fourth in field goals, fifth in points, fifth in steals, sixth in blocks, sixth in minutes, 10th in rebounds, 11th in field goals, 15th in free throws and 16th in free throws attempted... Guided SDSU to the postseason all four seasons (2008-09 NIT, 2010-11 NCAA), including a trip to the Sweet 16 in 2011... Helped SDSU win 105 games, the most in a four-year period, including a school-record 34 games in 2011... Instrumental in SDSU winning back-to-back MW tournament titles (2010-11) and a share of the MW regular-season crown in 2011... Four-year all-MW pick and 2008 freshman of the year... Produced 64 double-digit scoring games and eight double-figure rebounding performances... Registered five career double-doubles... Led the team in scoring and rebounding 21 times.

Year	G-GS	Min.-Avg.	FG-FGA	Pct.	3P-3PA	Pct.	FT-FTA	Pct.	Reb	Avg.	PF-D	AT	TO	BS	ST	Pts.	Avg.
2007-08	33-28	946-28.7	118-192	.615	0-2	.000	43-67	.642	195	5.9	105-5	34	53	25	47	279	8.5
2008-09	33-30	746-22.6	124-187	.663	0-1	.000	44-66	.667	126	3.8	79-2	26	43	26	31	292	8.8
2009-10	32-30	883-27.6	137-235	.583	6-21	.286	74-117	.632	136	4.3	79-2	44	67	24	33	354	11.1
2010-11	36-36	957-26.6	150-267	.562	9-26	.346	60-82	.732	157	4.4	103-3	57	59	27	38	369	10.3
Totals	134-124	3,532-26.4	529-881	.600	15-50	.300	221-332	.666	614	4.6	366-12	161	222	102	149	1,294	9.7

13. Al Skalecky | La Mesa, California | 1966-67-68

1,271 points

One of only two players in SDSU history to score 1,000 points and grab 1,000 rebounds... Earned all-CCAA honors in 1966 & 1968 and was a NIAA third team All-American in 1967... Leads SDSU career rebounding average list at 11.8 rebounds per game and tops the single season list with 13.6 rebounds per game... Ranks second on the all-time rebounding list (1,090) and is the top rebounder at SDSU in a three-year career... 2003 Aztec Hall of Fame inductee.

Year	G-GS	Min.-Avg.	FG-FGA	Pct.	3P-3PA	Pct.	FT-FTA	Pct.	Reb	Avg.	PF-D	AT	TO	BS	ST	Pts.	Avg.
1965-66	26-na		172-366	.470			104-172	.605	356	13.7	97-8					448	17.2
1966-67	29-na		154-385	.400			106-182	.582	394	13.6	102-na					414	14.3
1967-68	27-na		155-305	.508			99-175	.566	340	12.6	92-na					409	15.1
Totals	82-na		481-1,056	.455			309-529	.584	1,090	13.3	291-na					1,271	15.5

14. Tony Ross | Portland, Oregon | 1987-88-89

1,259 points

The top three-point artist in SDSU history as he holds nearly every record associated with shots from behind the arc including the following categories: career made (270), single season made (103), career percentage (.458), single season percentage (.469), and threes made in a single game (9)... Scored 455 points in his first season to set the Aztec record for freshmen, which stands today.

Year	G-GS	Min.-Avg.	FG-FGA	Pct.	3P-3PA	Pct.	FT-FTA	Pct.	Reb	Avg.	PF-D	AT	TO	BS	ST	Pts.	Avg.
1986-87	28-21	757-27.0	152-364	.418	104-223	.466	47-63	.746	61	2.2	72-3	35	62	1	18	455	16.3
1987-88	29-25	987-34.0	150-338	.444	100-213	.469	61-75	.813	93	3.2	76-3	41	62	5	26	461	15.9
1988-89	28-11	658-23.5	111-231	.481	66-153	.431	55-65	.846	61	2.2	58-2	28	30	2	12	343	12.3
Totals	85-57	2,402-28.3	413-933	.443	270-589	.458	163-203	.803	215	2.5	206-8	104	154	8	56	1,259	14.8

15. Xavier Thames | Sacramento, California | 2012-13-14

1,232 points

Played three seasons at San Diego State after seeing action in 31 games, which included four starts as a true freshman at Washington State (2009-10)... Played in 97 games, starting 91... Guided SDSU to two MW titles (2012 co-regular season, 2014 regular season) and three NCAA berths, including the 2014 Sweet 16... Scored in double figures 59 times with 15 of at least 20 points... Had two double-doubles... Led the team in scoring 31 times, rebounding four times and assists 53 times... Helped the Aztecs to three seasons of 23 wins or more (26 in 2012, 23 in 2013, 31 in 2014)... SDSU Division I career rankings: 3rd in free-throw percentage, 5th in free-throws, 7th in conference victories, 8th in scoring, 9th in victories, 10th in assists, 10th in three-point field goals, 10th in minutes played, 11th in games started, 14th in three-point field-goal percentage, 14th in points-rebounds-assists, 15th in steals, 19th in efficiency points, 24th in scoring average... 2014 AP Honorable Mention All-American, CBSsports.com Third-Team All-American, NCAA West Region all-tournament, MW Player of the Year, first-team all-conference, MW all-defensive team, MW all-tournament, NABC and USBWA all-district, Bob Cousy Award finalist, midseason Oscar Robertson and Naismith Trophy Watch List, three-time MW Player of the Week, two-time national player of the week... 2012 Honorable Mention all-Mountain West.

Year	G-GS	Min.-Avg.	FG-FGA	Pct.	3P-3PA	Pct.	FT-FTA	Pct.	Reb	Avg.	PF-D	AT	TO	BS	ST	Pts.	Avg.
2011-12	31-30	1,048-33.8	98-244	.402	16-52	.308	101-122	.828	100	3.2	69-1	128	78	7	30	313	10.1
2012-13	30-25	861-28.7	87-248	.351	37-104	.356	75-92	.815	81	2.7	42-0	72	53	9	31	286	9.5
2013-14	36-36	1,126-31.3	188-457	.411	61-164	.372	196-235	.834	104	2.9	71-1	116	51	5	59	633	17.6
Totals	97-91	3,035-31.3	373-949	.393	114-320	.356	372-449	.829	285	2.9	182-2	316	182	21	120	1,232	12.7

16. Kyle Spain | Newark, California | 2006-07-08-09

1,230 points

A four-year player who could score from anywhere on the court, he ended his career ranked ninth in points, fifth in three-point field goals, fifth in three-point field-goal percentage, sixth in steals, sixth in games played, sixth in games started, eighth in free throws, eighth in minutes played, ninth in rebounds, 11th in free-throw percentage and 17th in field goals... He also finished second in victories (80) and conference victories (36)... Helped SDSU to the postseason each of his four seasons, including the 2006 NCAA tournament and the 2007, 2008 and 2009 NIT... Guided SDSU to the 2006 MW regular season and tournament titles, the second round of the 2007 NIT and the semifinals of the 2009 NIT... Helped SDSU record four consecutive 20-win seasons, including a then school-record 24 wins in 2006 and a program-record 26 victories in 2009... Was a 2009 all-MW second-team selection and NABC first-team all-district 17 member... A three-time MW Player of the Week... Posted 62 career double-figure scoring efforts, including seven 20-plus scoring performances... Finished with four career double-doubles... Led the team in scoring 26 times, in rebounding 19 times and in assists nine times.

Year	G-GS	Min.-Avg.	FG-FGA	Pct.	3P-3PA	Pct.	FT-FTA	Pct.	Reb	Avg.	PF-D	AT	TO	BS	ST	Pts.	Avg.
2005-06	28-25	719-25.7	90-182	.495	15-29	.517	63-92	.685	158	5.6	59-1	29	49	10	35	258	9.2
2006-07	31-18	734-23.7	64-161	.398	16-49	.327	60-83	.723	142	4.6	62-1	29	42	14	35	204	6.6
2007-08	20-19	517-25.9	78-196	.398	32-83	.386	76-95	.800	107	5.4	44-1	23	39	9	22	264	13.2
2008-09	36-33	978-27.2	150-373	.402	67-171	.392	137-164	.835	189	5.3	73-0	52	74	11	45	504	14.0
Totals	115-95	2,948-25.6	382-912	.419	130-332	.392	336-434	.774	596	5.2	238-3	133	204	44	137	1,230	10.7

17. Chad Nelson | Carlsbad, California | 1994-95-96-97

1,225 points

A classic overachiever as he started in 103 straight games at SDSU after not being heavily recruited out of high school... Ranks second in San Diego State annals in both career assists (412), and career steals (175)... Hit 85.5 percent of his free throws his senior year, the third highest single-season percentage in school history.

Year	G-GS	Min.-Avg.	FG-FGA	Pct.	3P-3PA	Pct.	FT-FTA	Pct.	Reb	Avg.	PF-D	AT	TO	BS	ST	Pts.	Avg.
1993-94	28-19	707-25.3	39-88	.443	21-45	.467	60-82	.732	75	2.7	50-2	90	48	4	36	159	5.7
1994-95	28-28	1,044-37.3	93-222	.419	27-77	.351	122-157	.777	117	4.2	58-1	105	89	1	43	335	12.0
1995-96	29-29	1,019-35.1	102-237	.430	40-112	.357	91-114	.798	81	2.8	61-0	122	62	1	38	335	11.6
1996-97	27-27	922-34.1	110-267	.412	34-103	.330	142-166	.855	97	3.6	63-2	95	67	3	58	396	14.7
Totals	112-103	3,692-33.0	344-814	.423	122-337	.362	415-519	.800	370	3.3	232-5	412	266	9	175	1,225	10.9

INTRODUCTION
COACHES & STAFF
PLAYERS
2021-22 REVIEW
RECORDS
HISTORY
UNIVERSITY
AZTEC BASKETBALL MEDIA GUIDE

1,000-Point Scorers



MOUNTAIN WEST-RECORD 14-TIME CONFERENCE CHAMPIONS

18. Marcus Slaughter | Riverside, California | 2004-05-06

1,211 points

One of the greatest scorers and rebounders at SDSU, he ended his career ranked 10th in points, second in rebound average and third in rebounds... He also finished sixth in blocks, seventh in minutes played and 16th in scoring average... Was the school's 22nd member of the 1,000-point club... Left school after his junior season... Helped SDSU to the 2006 NCAA tournament after capturing the '06 MW regular season and tournament titles... That season, the Aztecs finished with a 24-9 record, their most victories in Division I school history... Named 2006 MW Tournament MVP and first-team All-MW... Overall, was a three-time all-MW selection, earning honorable mention honors as a freshman, second-team accolades as a sophomore and first-team recognition as a junior... As a junior, ranked first in rebounding and offensive rebounding and second in defensive rebounding... Ended '06 ranked tied for sixth nationally in rebounding and was the third-best junior rebounder... Earned MW player of the week honors twice as a junior... Set a Cox Arena and MW record with 20 rebounds vs. UNLV; also added 20 points... Posted 30 career double-doubles, the second most in school history... Set Mountain West championship records for most rebounds in a game (19) and the championship (46), breaking Andrew Bogut's mark of 45 boards.

Year	G-GS	Min.-Avg.	FG-FGA	Pct.	3P-3PA	Pct.	FT-FTA	Pct.	Reb	Avg.	PF-D	AT	TO	BS	ST	Pts.	Avg.
2003-04	30-18	755-25.2	87-184	.473	8-24	.333	55-76	.724	204	6.8	67-2	22	36	17	34	237	7.9
2004-05	27-27	922-34.1	165-352	.469	9-39	.231	141-202	.698	242	9.0	87-4	35	84	30	37	480	17.8
2005-06	30-29	982-32.7	151-308	.490	0-1	.000	192-252	.762	329	11.0	94-4	56	86	31	36	494	16.5
Totals	87-74	2,659-30.6	403-844	.477	17-64	.266	388-530	.732	775	8.9	248-10	113	206	78	107	1,211	13.9

19. Lorenzo Wade | Las Vegas, Nevada | 2007-08-09

1,200 points

One of the top all-around players to don an Aztec jersey at SDSU, he ended his career ranked 12th in points, seventh in blocks, 11th in assists, 11th in steals, 11th in free throws, 12th in field goals, 18th in rebounds and 21st in scoring average... He also finished seventh in conference victories (29), ninth in minutes played, 10th in victories (60) and 11th in games started... Was the school's 24th member of the 1,000-point club... Transferred to San Diego State after one season at Louisville... During his time, SDSU won 20 or more games three straight seasons (68 wins total) and advanced to the NIT in each of those years... In 2008-09, he led the Aztecs to a school-record 26 victories and an NIT semifinal berth... Overall, was a three-time all-MW selection, earning honorable mention honors as a sophomore, first-team accolades as a junior and second-team recognition as a senior... He was also named to the 2009 MW All-Tournament Team... Voted twice to the NABC All-District 17 squad (second team as a junior, first team as a senior)... Finished his career with seven double-doubles... Scored 20 or more points 13 times, including five times as a senior... Had 68 double-figure scoring efforts and seven games with at least 10 rebounds... Led SDSU in scoring 24 times, rebounding 20 times and assists 27 times.

Year	G-GS	Min.-Avg.	FG-FGA	Pct.	3P-3PA	Pct.	FT-FTA	Pct.	Reb	Avg.	PF-D	AT	TO	BS	ST	Pts.	Avg.
2006-07	33-24	1,037-31.4	143-303	.472	19-73	.260	41-58	.707	174	5.3	63-1	85	76	39	62	346	10.5
2007-08	33-31	1,059-32.1	174-387	.450	23-72	.319	116-173	.671	150	4.5	85-0	119	94	20	33	487	14.8
2008-09	26-18	815-31.3	131-287	.456	22-67	.328	83-110	.755	119	4.6	54-1	71	71	13	30	367	14.1
Totals	92-73	2,911-31.6	448-977	.459	64-212	.302	240-341	.704	443	4.8	202-2	275	241	72	125	1,200	13.0

T-20. Von Jacobsen | San Diego, California | 1969-70-71

1,188 points

The top Aztec scorer in 1969 and 1970 including one of the best sophomore campaigns in SDSU history... Scoring average of 18.4 in 1970 still tops the sophomore-scoring list... Set the single-game scoring record with 40 points against Chapman in 1969, and held the record for 10 seasons and remains the top scoring effort for a sophomore... Father of former NBA player Casey Jacobsen of Stanford.

Year	G-GS	Min.-Avg.	FG-FGA	Pct.	3P-3PA	Pct.	FT-FTA	Pct.	Reb	Avg.	PF-D	AT	TO	BS	ST	Pts.	Avg.
1968-69	25-na		189-402	.470			83-120	.692	95	3.8	65-na					461	18.4
1969-70	26-na		158-316	.500			110-150	.733	169	6.5	77-na					426	16.4
1970-71	26-na		110-192	.573			81-115	.704	115	4.4	75-na					301	11.6
Totals	77-na		457-910	.502			274-385	.712	379	4.9	217-na					1,188	15.4

T-20. Will Connelly | Brooklyn, New York | 1975-76-77

1,188 points

Leading scorer on SDSU's first ever NCAA Division I tournament team in 1975 and led the Aztecs back to NAAs again in 1976... First-team all-PCAA and conference tournament MVP in 1976... Holds the record for points by a sophomore (479) when he averaged 17.7 points... Set the Aztec record for points scored in a game when he racked up 40 against Purdue in 1974... The mark currently ranks fifth in SDSU annals but remains the top game against a ranked opponent and the top scoring effort by a sophomore.

Year	G-GS	Min.-Avg.	FG-FGA	Pct.	3P-3PA	Pct.	FT-FTA	Pct.	Reb	Avg.	PF-D	AT	TO	BS	ST	Pts.	Avg.
1974-75	27-na		196-410	.478			87-159	.547	248	9.2	61-0	16				479	17.7
1975-76	29-na		187-397	.471			107-153	.699	258	8.9	79-0	32				481	16.6
1976-77	26-na		94-213	.441			40-64	.625	135	5.2	48-0	24				228	8.8
Totals	82-na		477-1,020	.468			234-376	.622	641	7.8	188-0	72				1,188	14.5

22. Jamaal Franklin | Hawthorne, California | 2011-12-13

1,181 points

A three-year letterwinner who went from seldom-used freshman into a two-time All-American (AP Honorable Mention), SDSU's first since Michael Cage... Played in three straight NCAA tournaments... Was a member of the record-setting 2010-11 club that reached the Sweet 16 and posted a 34-3 record... Named the nation's Most Improved Player by CBSsports.com in 2012 after finishing with the second-highest improvement in points (+14.49) and rebounds (+6.96) from the season before... Named 2012 MW Player of the Year and finished his career as a two-time first-team All-MW performer... Posted the largest scoring improvement from Year No. 1 to Year No. 3 among all SDSU 1,000-point scorers in Aztec history (+14.1)... Scored in double figures 61 times and grabbed 10 or more rebounds 27 times... Had 26 double-doubles... Led the team in scoring 38 times, rebounding 43 times and assists 21 times... Was the 11th Aztec to have 1,000 points and 500 rebounds in a career... SDSU Division I career rankings at the end of his career: ninth in free-throw percentage, 11th in rebounds, 13th in points, 13th in three-point field goals, 16th in blocked shots.

Year	G-GS	Min.-Avg.	FG-FGA	Pct.	3P-3PA	Pct.	FT-FTA	Pct.	Reb	Avg.	PF-D	AT	TO	BS	ST	Pts.	Avg.
2010-11	22-0	178-8.1	24-48	.500	7-21	.333	9-17	.529	41	1.9	18-0	10	14	5	4	64	2.9
2011-12	32-22	968-30.3	173-400	.433	51-157	.325	160-200	.800	252	7.9	81-0	47	95	20	31	557	17.4
2012-13	33-33	1,091-33.1	169-409	.413	42-150	.280	180-229	.786	312	9.5	85-1	109	112	26	53	560	17.0
Totals	87-55	2,237-25.7	366-857	.427	100-328	.305	349-446	.783	605	7.0	184-1	166	221	51	88	1,181	13.6

23. D.J. Gay | Sun Valley, California | 2008-09-10-11

1,178 points

Head coach Steve Fisher called him, "The Most Important Player on the Team"... Started as a shooting guard and finished as one of the top points guards in SDSU history... Played in all 140 games and made 120 starts, including 71 straight to end his career... Finished his career ranked first in games played, second in three-point attempts, second in games started, third in three-point field goals, third in minutes played, fourth in consecutive games started, sixth in field-goal attempts, eighth in assists, tied for ninth in steals, 12th in points, 12th in three-point field-goal percentage, 19th in field goals and 20th in free throws... Guided SDSU to the postseason all four seasons (2008-09 NIT, 2010-11 NCAA), including a trip to the Sweet 16 in 2011... Helped SDSU win 105 games, the most in a four-year period, including a school-record 34 games in 2011... Instrumental in SDSU winning back-to-back MW tournament titles (2010-11) and a share of the MW regular-season crown in 2011... Was a 2010 honorable mention all-MW choice, 2011 all-MW first team and MW all-tourney selection, 2011 NABC all-district honoree... One of 10 finalists for the 2011 Bob Cousy Award... Produced 56 double-digit scoring games, including nine 20-point efforts... Led the team in scoring 18 times and in assists 53 times... Inducted into the Aztec Hall of Fame in 2017.

Year	G-GS	Min.-Avg.	FG-FGA	Pct.	3P-3PA	Pct.	FT-FTA	Pct.	Reb	Avg.	PF-D	AT	TO	BS	ST	Pts.	Avg.
2007-08	33-26	784-23.8	66-183	.361	45-121	.372	16-25	.640	49	1.5	41-1	57	40	2	24	193	5.8
2008-09	36-23	961-26.7	68-204	.333	40-122	.328	41-58	.707	55	1.5	34-0	63	44	3	26	217	6.0
2009-10	34-34	1,175-34.6	108-292	.370	61-160	.381	79-110	.718	76	2.2	51-0	108	60	3	37	356	10.5
2010-11	37-37	1,302-35.2	137-367	.373	73-204	.358	65-95	.684	81	2.2	30-0	116	47	2	39	412	11.1
Totals	140-120	4,222-30.2	379-1,046	.362	219-607	.361	201-288	.698	261	1.9	156-1	344	191	10	126	1,178	8.4

INTRODUCTION
COACHES & STAFF
PLAYERS
2021-22 REVIEW
RECORDS
HISTORY
UNIVERSITY
AZTEC BASKETBALL MEDIA GUIDE

1,000-Point Scorers



MOUNTAIN WEST-RECORD 14-TIME CONFERENCE CHAMPIONS

24. Malik Pope | Sacramento, California | 2015-16-17-18

1,111 points

One of the most versatile players to step foot on campus... Was able to shoot, rebound, pass and dribble all at a high level... Could guard either forward position and the center position... Battled injuries his first three seasons on campus... Was a Mountain West champion in 2014-15 and 2015-16 (regular-season), and 2017-18 (tournament)... Helped SDSU reach the third round of the NCAA tournament in 2015, the semifinals of the NIT in 2016 and to the first round in 2018... Earned all-Mountain West second-team honors from the league's head coaches and was an honorable mention choice by the media at the end of his season campaign... SDSU Division I career rankings at the end of his eligibility: 1-5th in conference victories, 6th in blocked shots, 8th in three-point field-goal percentage, 8th in victories, 9th in games played, 11th in rebounds, 13th in efficiency points, 14th in field goals, 15th in field goal attempts, 15th in points-rebounds-assists, 18th in points, 18th minutes played, 20th in three-point field goals.

Year	G-GS	Min.-Avg.	FG-FGA	Pct.	3P-3PA	Pct.	FT-FTA	Pct.	Reb	Avg.	PF-D	AT	TO	BS	ST	Pts.	Avg.
2014-15	31-0	459-14.8	56-123	.455	20-49	.408	27-40	.675	84	2.7	30-0	19	25	24	8	159	5.1
2015-16	38-16	810-21.3	101-252	.401	38-102	.373	37-57	.649	189	5.0	56-1	29	41	29	10	277	7.3
2016-17	24-21	621-25.9	96-212	.453	20-51	.392	52-74	.703	147	6.1	52-1	36	34	23	18	264	11.0
2017-18	32-32	842-26.3	168-323	.520	14-39	.359	61-89	.685	216	6.8	71-0	38	58	37	23	411	12.8
Totals	125-69	2,732-21.9	421-910	.463	92-241	.382	177-260	.681	636	5.1	209-2	122	158	113	59	1,111	8.9

25. Bernie Finlay | Syracuse, New York | 1958-59-60

1,110 points

A three-time all-CCAA selection including an outstanding senior season that saw the Aztec captain score 20.1 points per game, the fifth-best single-season scoring average in school history... Excellent free-throw shooter who shot 77.7 percent for his career, which ranks seventh in Aztec history... Knocked down 82.6 percent of his shots from the charity stripe in 1959, the eighth best single-season percentage at SDSU.

Year	G-GS	Min.-Avg.	FG-FGA	Pct.	3P-3PA	Pct.	FT-FTA	Pct.	Reb	Avg.	PF-D	AT	TO	BS	ST	Pts.	Avg.
1957-58	23-na		95-197	.482			66-98	.673	113	4.9	57-na					256	11.1
1958-59	24-na		116-266	.436			100-121	.826	150	6.2	62-na					332	13.8
1959-60	26-na		168-426	.394			186-234	.795	167	6.4	76-na					522	20.1
Totals	73-na		379-889	.426			352-453	.777	430	5.9	195-na					1,110	15.2

26. Myron Epps | Tulare, California | 1999-00-01-02

1,090 points

A four-year staple on the Aztec roster... The only player from the pre-Steve Fisher era on the 2002 NCAA tournament team... Played a variety of roles in his career from point production (led the team in scoring as a sophomore and was second on the squad as a freshman and junior), to developing into the Aztecs' key defensive stopper his senior campaign... Epps saw his team's record improve all four seasons, going 4-22 as a freshman, 5-23 as a sophomore, 14-14 as a junior and 21-12 as a senior... Was the 18th player in school history to record 1,000 career points... Had 54 career double-digit scoring games and led the Aztecs in scoring and rebounding 27 times... Had a streak of 58 consecutive games started... First Aztec player to average double-figures in scoring for three consecutive years since Chad Nelson did it in the 1994-95, 1995-96 and 1996-97 seasons... Led SDSU in field-goal percentage in each of his first three seasons, joining Von Jacobsen (1968-69, 1969-70 and 1970-71) as the only Aztec players to do that in the Division I era... Career SDSU rankings at the time he left the program: 1-2nd in games, 5th in starts, 5th in minutes played, 10th in field-goal percentage, 12th in scoring, fifth-longest consecutive start streak since the 1980-81 season (58).

Year	G-GS	Min.-Avg.	FG-FGA	Pct.	3P-3PA	Pct.	FT-FTA	Pct.	Reb	Avg.	PF-D	AT	TO	BS	ST	Pts.	Avg.
1998-99	26-20	758-29.2	116-241	.481	0-2	.000	76-147	.517	145	5.6	56-1	14	48	4	10	308	11.8
1999-00	28-25	932-33.3	149-291	.512	2-4	.500	104-172	.605	165	5.9	77-1	18	68	7	10	404	14.4
2000-01	28-28	818-29.2	118-215	.549	0-2	.000	75-118	.636	126	4.5	53-0	27	52	2	10	311	11.1
2001-02	31-8	463-14.9	24-56	.429	0-1	.000	19-29	.655	72	2.3	47-0	22	32	3	1	67	2.2
Totals	113-81	2,971-26.3	407-803	.507	2-9	.222	274-466	.588	508	4.5	233-2	81	200	16	31	1,090	9.7

27. Eddie Morris | Memphis, Tennessee | 1980-81-82-83

1,089 points

Led SDSU in scoring in each of his first two seasons coming off the bench and remained a scoring spark during his final two campaigns... Holds the freshman single-game scoring record with 41 points against UNLV in 1980, when he went 20-for-25 from the field... The total remains the fourth best scoring effort in Aztec history... Also ranks fourth on the career steals list with 136.

Year	G-GS	Min.-Avg.	FG-FGA	Pct.	3P-3PA	Pct.	FT-FTA	Pct.	Reb	Avg.	PF-D	AT	TO	BS	ST	Pts.	Avg.
1979-80	24-12	665-27.7	144-326	.442			31-54	.574	85	3.5	69-3	30	41	13	24	319	13.3
1980-81	25-9	603-24.1	124-280	.443			38-51	.745	65	2.6	70-2	28	34	14	30	286	11.4
1981-82	28-18	554-19.8	93-213	.437			30-44	.682	53	1.9	66-3	35	27	1	44	216	7.7
1982-83	28-23	805-28.8	122-279	.437			24-33	.727	103	3.7	85-4	35	42	4	38	268	9.6
Totals	105-62	2,627-25.0	483-1,098	.440			123-182	.676	306	2.9	290-12	127	144	32	136	1,089	10.4

28. Danny Newport | San Diego, California | 1954-55-56

1,048 points

Helped lead SDSU to a 58-21 (.734) record in his three years on The Mesa... Instrumental component of the 1954 Aztecs that advanced to the NAIA tournament... Made an amazing 79.9 percent of his field goals in his freshman season of 1954, which tops the SDSU list and is better than the all-time NCAA record for a season... Career field-goal percentage of 55.2 percent ranks fifth on the SDSU all-time list.

Year	G-GS	Min.-Avg.	FG-FGA	Pct.	3P-3PA	Pct.	FT-FTA	Pct.	Reb	Avg.	PF-D	AT	TO	BS	ST	Pts.	Avg.
1953-54	24-na		107-134	.799			75-113	.664	92	3.8	68-1					289	12.0
1954-55	23-na		124-250	.496			84-110	.764	128	5.6	41-1					332	14.4
1955-56	29-na		148-302	.490			131-168	.780	110	3.8	54-0					427	14.7
Totals	76-na		379-686	.552			290-391	.742	330	4.3	163-2					1,048	13.8

29. Milton Phelps | East Chicago, Indiana | 1938-39-40-41

1,043 points

The first great scorer in SDSU history as he was the first Aztec to break the 1,000 mark in 1941... Held the career scoring record for 13 seasons... A three-time NAIA All-American including a two-time first-team selection, the only Aztec to boast either accomplishment... Led SDSU to the NAIA national title in 1941 and the national title game in each of the previous two seasons.

Year	G-GS	Min.-Avg.	FG-FGA	Pct.	3P-3PA	Pct.	FT-FTA	Pct.	Reb	Avg.	PF-D	AT	TO	BS	ST	Pts.	Avg.
1937-38	16-na		83-na				36-na									202	12.6
1938-39	31-na		157-na				81-na									395	12.7
1939-40	28-na		110-na				62-na									282	10.1
1940-41	22-na		64-na				36-na									164	7.5
Totals	97-na		414-na				215-na									1,043	10.8

INTRODUCTION
COACHES & STAFF
PLAYERS
2021-22 REVIEW
RECORDS
HISTORY
UNIVERSITY
AZTEC BASKETBALL MEDIA GUIDE

1,000-Point Scorers



MOUNTAIN WEST-RECORD 14-TIME CONFERENCE CHAMPIONS

T-30. David Miller | San Diego, California | 1966-67-68

1,034 points

Assisted SDSU to two straight NCAA Division II Tournament appearances including a run to the quarters in 1967... Led SDSU in scoring as a senior in 1968 (15.4).

Year	G-GS	Min.-Avg.	FG-FGA	Pct.	3P-3PA	Pct.	FT-FTA	Pct.	Reb	Avg.	PF-D	AT	TO	BS	ST	Pts.	Avg.
1966-66	26-na		129-280	.461			69-104	.663	140	5.4	63-2				327	12.6	
1966-67	29-na		117-245	.478			58-99	.586	145	5.0	71-na				292	10.1	
1967-68	27-na		168-329	.511			79-132	.598	123	4.6	72-na				415	15.4	
Totals	82-na		414-854	.485			206-335	.615	408	5.0	206-na				1,034	12.6	

T-30. Jordan Schakel | Torrance, Calif. | 2018-19-20-21

1,034 points

One of the deadliest sharpshooters in program history... Was the 35th player in program history to score 1,000-career points and the fifth to make at least 200 3-pointers... Won four Mountain West Championships (two regular season - 2019-20 & 2021-21, and two tournament - 2018 & 2021) and made two NCAA tournament appearances (2018 & 2021)... Following his senior campaign was second-team All-Mountain West, NABC second-team All-District 17 & a Mountain West All-Tournament Team honoree... Completed his Aztec career ranked No. 1 in free throw percentage, No. 2 in 3-point field goal percentage, No. 3 in 3-point field goals, No. 5 in 3-point field goal attempts, No. 8 in conference victories, No. 9 in victories, No. 13 in games played, No. 19 in minutes, & No. 20 in starts.

Year	G-GS	Min.-Avg.	FG-FGA	Pct.	3P-3PA	Pct.	FT-FTA	Pct.	Reb	Avg.	PF-D	AT	TO	BS	ST	Pts.	Avg.
2017-18	33-0	455-13.8	33-100	.330	27-78	.346	13-19	.684	68	2.1	66-1	19	9	3	12	106	3.2
2018-19	28-16	651-23.3	63-141	.447	44-106	.415	37-44	.841	102	3.6	85-5	30	15	4	22	207	7.4
2019-20	32-31	849-26.5	105-232	.453	71-163	.436	38-41	.927	110	3.4	66-1	18	17	2	27	319	10.0
2020-21	28-28	816-29.1	130-275	.473	80-180	.461	59-65	.908	123	4.4	55-1	27	21	4	28	402	14.4
Totals	121-75	2,771-22.9	331-748	.443	225-527	.427	147-169	.870	403	3.3	272-8	94	62	13	89	1,034	8.5

32. Leonard Allen | Port Arthur, Texas | 1982-83-84-85

1,019 points

One of the top big-men in SDSU history... Earned first team all-WAC as a senior in 1985... Is second on the Aztec career field-goal percentage list... Also ranks sixth in career rebounds.

Year	G-GS	Min.-Avg.	FG-FGA	Pct.	3P-3PA	Pct.	FT-FTA	Pct.	Reb	Avg.	PF-D	AT	TO	BS	ST	Pts.	Avg.
1981-82	29-26	545-18.8	57-106	.538			16-31	.516	107	3.7	57-0	1	47	45	8	130	4.5
1982-83	28-28	823-29.4	86-153	.562			21-48	.438	168	6.0	67-1	8	36	41	5	193	6.9
1983-84	28-25	823-29.4	95-170	.559			53-86	.616	197	7.0	71-2	5	46	46	9	243	8.7
1984-85	31-31	1,000-32.3	158-263	.601			137-204	.672	252	8.1	79-2	8	53	82	14	453	14.6
Totals	116-110	3,191-27.5	396-692	.572			227-369	.615	724	6.2	274-5	22	182	214	36	1,019	8.8

33. Tony Bland | Los Angeles, California | 2002-03

1,012 points

Transferred to SDSU after playing in 64 games and making 33 starts in two seasons at Syracuse... All four of his collegiate seasons resulted in winning records and postseason appearances... Three times in his career his team won 21 or more games and advanced to the NCAA tournament... A natural two guard who also played the point to benefit the team... Played for two coaches that won national titles in Syracuse's Jim Boeheim and Steve Fisher... In 2001-02, he became the first player in MW history to rank in the league's top 10 in scoring and assists and top 20 in rebounding in the same season... Ended his college career (including two seasons at Syracuse) with 1,368 points, 331 rebounds, 319 assists and 127 steals... Bland played in 127 games and made 95 career starts... Played in all 63 games for SDSU in his two seasons... Started 62 of those 63 contests (did not start on Senior Day as a junior)... Led the Aztecs to a 37-26 record in his two seasons and guided SDSU to consecutive postseason appearances for the second time in the school's DI history... Helped the Aztecs advance to the 2002 NCAA tournament, SDSU's first appearance since 1985 and led it to the 2003 NIT... SDSU advanced to the second round of the '03 NIT and recorded the school's first DI postseason victory... In his two seasons at SDSU, Bland led the Aztecs in points 27 times, rebounds seven times and assists 26 times... He had 56 double-figure scoring games at SDSU (70 career, counting 14 at Syracuse)... Career SDSU ranks upon the completion of his eligibility: 18th in scoring (1,012, most among two-year players), 7th in career scoring average and ninth in minutes played since the 1978-79 season.

Year	G-GS	Min.-Avg.	FG-FGA	Pct.	3P-3PA	Pct.	FT-FTA	Pct.	Reb	Avg.	PF-D	AT	TO	BS	ST	Pts.	Avg.
2001-02	33-32	1,140-34.5	185-416	.445	29-81	.358	120-169	.710	131	4.0	52-0	112	95	11	34	519	15.7
2002-03	30-30	1,042-34.7	180-392	.459	20-72	.278	113-171	.661	104	3.5	37-1	101	67	10	33	493	16.4
Totals	63-62	2,182-34.6	365-808	.452	49-153	.320	233-340	.685	235	3.7	89-1	213	162	21	67	1,012	16.1

34. Kim Goetz | Moscow, Idaho | 1978-79

1,005 points

One of the best scorers in SDSU history... Second in career scoring average (18.6) in his two years with the Aztecs... Left SDSU as the record holder for points in a two-year career... Holds two of the top three scoring efforts in SDSU history as he posted 42 against Colorado State and followed with 44 against Utah in 1979... The 44 points vs. Utah is the top scoring effort against an SDSU conference foe... Averaged 20.5 points his senior season which ranks fourth on the single-season list... The top free-throw shooter in school history with a school-record 85.2-percent career average and 90.2-percent single-season mark from the line.

Year	G-GS	Min.-Avg.	FG-FGA	Pct.	3P-3PA	Pct.	FT-FTA	Pct.	Reb	Avg.	PF-D	AT	TO	BS	ST	Pts.	Avg.
1977-78	28-na		206-401	.514			61-76	.803	79	2.8	81-3	53	55	13	19	473	16.9
1978-79	26-25	809-31.1	229-451	.508			74-82	.902	115	4.4	86-3	49	41	17	32	532	20.5
Totals	54		435-852	.511			135-158	.854	194	3.6	167-6	102	96	30	51	1,005	18.6

35. Randy Holcomb | Chicago, Illinois | 2001-02

1,002 points

Signaled the beginning of a new era in SDSU basketball when the nationally prominent player elected to sign with the Aztecs out of junior college... Athletically gifted player who carried much of the offensive burden for the Aztecs... Played for two coaches who won national titles in Fresno State's Jerry Tarkanian and Fisher... Only MWC player selected in the 2002 NBA Draft, as he was picked in the second round (57th overall) by the San Antonio Spurs... Started all 61 games after transferring from L.A. City College... Led SDSU to a 35-26 record in his two seasons, when the Aztecs posted a 9-45 record the two years before his arrival... Helped SDSU advance to the 2002 NCAA Tournament for the first time since 1985... In two seasons he recorded 19 double-doubles, led SDSU in rebounding 40 times, in scoring 31 times and in assists seven times... Had 63 career double-figure scoring games; 56 came while at SDSU... Career SDSU ranks upon the completion of his eligibility: 19th in scoring, tied for 10th in blocked shots, tied for ninth in career starts since the 1978-79 season.

Year	G-GS	Min.-Avg.	FG-FGA	Pct.	3P-3PA	Pct.	FT-FTA	Pct.	Reb	Avg.	PF-D	AT	TO	BS	ST	Pts.	Avg.
2000-01	28-28	863-30.8	163-386	.422	19-65	.292	99-145	.683	185	6.6	73-1	40	91	19	24	444	15.9
2001-02	33-33	1,067-32.3	220-426	.516	12-40	.300	106-167	.635	296	9.0	83-1	57	116	32	24	558	16.9
Totals	61-61	1,930-31.6	383-812	.472	31-105	.295	205-312	.657	481	7.9	156-2	97	207	51	48	1,002	16.4

INTRODUCTION

COACHES & STAFF

PLAYERS

2021-22 REVIEW

RECORDS

HISTORY

UNIVERSITY

AZTEC BASKETBALL MEDIA GUIDE

Annual Statistical Leaders



MOUNTAIN WEST-RECORD 14-TIME CONFERENCE CHAMPIONS

Scoring Average

Year	Name	Gms	FG	3PT	FT	Pts.	Avg.
22-23	Alden Ross	-	-	-	-	-	-
23-24	Byron Bryant	-	-	-	-	-	-
24-25	Paul Mott	22	-	-	-	259	11.8
25-26	Paul Mott	19	-	-	-	249	13.1
26-27	Paul Mott	14	-	-	-	123	8.8
28-29	Bob Tucker	11	-	-	-	164	14.9
32-33	Art Linkletter	10	29	-	12	70	7.0
33-34	Art Linkletter	16	53	-	35	141	8.8
34-35	Clinton Moss	17	77	-	26	180	10.6
35-36	Byron Lindsley	14	55	-	23	133	9.5
36-37	Byron Lindsley	24	108	-	50	266	11.1
37-38	Milton Phelps	16	83	-	36	202	12.6
38-39	Milton Phelps	31	157	-	81	395	12.7
39-40	Milton Phelps	28	110	-	62	282	10.0
40-41	Dick Mitchell	28	-	-	-	213	7.6
41-42	Jim Ahler	22	67	-	60	194	8.8
42-43	Jim Ahler	23	101	-	64	266	11.6
43-44	Bob Crumley	15	-	-	-	203	13.5
44-45	Bob Crumley	27	-	-	-	328	12.1
45-46	Dick Barnes	16	83	-	43	209	13.1
46-47	Kenny Hale	27	80	-	58	219	8.1
47-48	Tom Keesey	27	130	-	68	328	12.1
48-49	Tom Keesey	26	110	-	71	291	11.2
49-50	Dick Barnes	24	114	-	69	297	12.4
50-51	Bill Meyer	26	103	-	53	259	10.0
51-52	Bob Brady	23	133	-	109	375	16.3
52-53	Bob Brady	28	186	-	213	585	20.9
53-54	Bob Brady	23	142	-	145	429	18.7
54-55	Tony Pinkins	26	126	-	170	422	16.2
55-56	Tony Pinkins	29	187	-	150	524	18.1
56-57	Tony Pinkins	27	182	-	165	529	19.6
57-58	Arch Rambeau	18	107	-	67	281	15.6
58-59	Bernie Finlay	24	116	-	100	332	13.8
59-60	Bernie Finlay	26	168	-	186	522	20.1
60-61	Dick Maureau	24	119	-	107	345	14.4
61-62	Carl Hunter	26	141	-	117	399	15.3
62-63	Jack Shawcroft	26	111	-	83	305	11.7
63-64	Jack Shawcroft	26	136	-	91	363	14.0
64-65	Larry Meek	25	156	-	86	398	15.9
65-66	Al Skalecky	26	172	-	104	448	17.2
66-67	Bob Lundgren	26	176	-	86	438	16.8
67-68	Dave Miller	27	168	-	79	415	15.4
68-69	Von Jacobsen	25	189	-	83	461	18.4
69-70	Von Jacobsen	26	158	-	110	426	16.4
70-71	Gary Schneider	25	154	-	69	377	15.1
71-72	Chris McMurray	28	177	-	98	452	16.1
72-73	Geoff Pete	26	120	-	75	315	12.1
73-74	John Anderson	26	124	-	67	315	12.1
74-75	Will Connelly	27	196	-	87	479	17.7
75-76	Steve Copp	29	207	-	106	520	17.9
76-77	Presnell Gilbert	22	148	-	42	338	15.4
77-78	Kim Goetz	28	206	-	61	473	16.9
78-79	Kim Goetz	26	229	-	74	532	20.5
79-80	Eddie Morris	24	144	-	31	319	13.3
80-81	Zack Jones	27	183	-	96	462	17.1
81-82	Keith Smith	29	135	-	100	370	12.8
82-83	Michael Cage	28	191	-	165	547	19.5
83-84	Michael Cage	28	250	-	186	686	24.5
84-85	Anthony Watson	31	222	-	100	544	17.5
85-86	Anthony Watson	28	246	-	138	630	22.5
86-87	Tony Ross	28	152	104	47	455	16.3
87-88	Tony Ross	29	150	100	61	461	15.9
88-89	Mitch McMullen	29	159	-	104	422	14.6
89-90	Shawn Jamison	31	203	-	114	520	16.8
90-91	Marty Dow	29	207	1	79	494	17.0
91-92	Joe McNaull	28	146	-	74	366	13.1
92-93	Joe McNaull	29	131	-	78	340	11.7
93-94	Carlus Groves	22	147	21	87	402	18.3
94-95	Marc Carter	28	148	6	70	372	13.3
95-96	Kareem Anderson	23	121	24	49	315	13.7
96-97	Jason Richey	27	144	64	122	474	17.6
97-98	Jason Richey	25	133	72	96	434	17.4
98-99	Matt Watts	25	141	30	51	363	14.5
99-00	Myron Epps	28	149	2	104	404	14.4
00-01	Randy Holcomb	28	163	19	99	444	15.9
01-02	Al Faux	29	171	66	86	494	17.0
02-03	Tony Bland	30	180	20	113	493	16.4
03-04	Aerick Sanders	30	200	-	82	482	16.1
04-05	Brandon Heath (48th)	29	176	48	132	532	18.3

05-06	• Brandon Heath (66th)	33	204	98	101	607	18.4
06-07	Brandon Heath (33rd)	33	225	87	100	637	19.3
07-08	Lorenzo Wade	33	174	23	116	487	14.8
08-09	Lorenzo Wade	26	131	22	83	367	14.1
09-10	Kawhi Leonard	34	166	16	85	433	12.7
10-11	Kawhi Leonard (175th)	36	211	25	110	557	15.5
11-12	• Jamaal Franklin (59th)	32	173	51	160	557	17.4
12-13	Jamaal Franklin (89th)	33	169	42	180	560	17.0
13-14	Xavier Thames (100th)	36	188	61	196	633	17.6
14-15	Winston Shepard	36	138	17	106	399	11.1
15-16	Trey Kell	38	158	71	90	477	12.6
16-17	Trey Kell	33	143	38	111	435	13.2
17-18	Malik Pope	32	168	14	61	411	12.8
18-19	Devin Watson (201st)	34	168	89	118	543	16.0
19-20	Malachi Flynn (93rd)	32	184	76	120	564	17.6
20-21	Matt Mitchell (219th)	28	116	31	123	386	15.4
21-22	Matt Bradley (104th)	32	186	57	113	542	16.9

Rebounding Average

Year	Name	Gms	Reb.	Avg.
57-58	Ray Waters	25	194	7.8
58-59	Ed Davidson	18	177	9.8
59-60	Carl Hunter	20	159	8.0
60-61	Norm Ostapinski	24	199	8.3
61-62	Carl Hunter	26	197	7.6
62-63	Larry Meek	26	277	10.7
63-64	Larry Meek	24	220	9.2
64-65	Larry Meek	25	267	10.7
65-66	Al Skalecky	26	356	13.7
66-67	Al Skalecky	29	394	13.6
67-68	Al Skalecky	27	340	12.6
68-69	Eric Martensen	25	278	11.1
69-70	Jon Borchert	26	223	8.6
70-71	Gary Schneider	25	220	8.8
71-72	Chris McMurray	28	350	12.5
72-73	Chris McMurray	14	142	10.1
73-74	Allen Bunting	26	175	6.7
74-75	Will Connelly	27	248	9.2
75-76	Will Connelly	29	258	8.9
76-77	Joel Kramer	28	257	9.2
77-78	Joel Kramer	28	255	9.1
78-79	Steve Malovic	27	265	9.8
79-80	Eddy Gordon	27	239	8.9
80-81	• Michael Cage	27	355	13.1
81-82	Michael Cage	29	256	8.8
82-83	• Michael Cage	28	354	12.6
83-84	• Michael Cage	28	352	12.6
84-85	• Leonard Allen	31	252	8.1
85-86	Stefford Johnson	17	143	8.4
86-87	Gerald Murray	30	238	7.9
87-88	Rodney Hawkins	29	229	7.9
88-89	Mitch McMullen	29	230	7.9
89-90	Shawn Jamison	31	213	6.9
90-91	Marty Dow	29	274	9.5
91-92	Joe McNaull	28	220	7.9
92-93	Joe McNaull	29	238	8.2
93-94	Marc Carter	28	156	5.6
94-95	Marc Carter	28	188	6.7
95-96	Leon Carter	29	218	7.5
96-97	Kevin Betts	27	155	5.7
97-98	Roy Kruswyk	28	235	8.4
98-99	Myron Epps	26	145	5.6
99-00	Marcelo Correa	28	179	6.4
00-01	Randy Holcomb	28	185	6.6
01-02	• Randy Holcomb (46th)	33	296	9.0
02-03	Aerick Sanders	30	228	7.6
03-04	Aerick Sanders (16th)	30	295	9.8
04-05	Marcus Slaughter (34th)	27	242	9.0
05-06	• Marcus Slaughter (6th)	30	329	11.0
06-07	Jerome Habel	29	181	6.2
07-08	Ryan Amoroso	33	216	6.5
08-09	Kyle Spain	36	189	5.3
09-10	• Kawhi Leonard (22nd)	34	336	9.9
10-11	• Kawhi Leonard (9th)	36	380	10.6
11-12	Jamaal Franklin (100th)	32	252	7.9
12-13	Jamaal Franklin (28th)	33	312	9.5
13-14	Josh Davis (15th)	34	342	10.1
14-15	Winston Shepard	36	190	5.3
15-16	Winston Shepard	37	238	6.4
16-17	Zylan Cheatham	31	194	6.3
17-18	Jalen McDaniels (135th)	33	248	7.5
18-19	Jalen McDaniels (83rd)	34	281	8.3

19-20	Yanni Wetzell	32	209	6.5
20-21	Nathan Mensah (314th)	28	170	6.1
21-22	Nathan Mensah (168th)	32	221	6.9

Assist Average

Year	Name	Gms	Ast.	Avg.
72-73	Chris Marlowe	26	56	2.2
73-74	Mark Delsman	26	120	4.6
74-75	Ray Leary	27	99	3.7
75-76	Ray Leary	29	163	5.6
76-77	Dean Decker	28	131	4.7
77-78	Dean Decker	28	176	6.3
78-79	• Tony Gwynn	27	153	5.7
79-80	• Tony Gwynn	27	221	8.2
80-81	Tony Gwynn	26	164	6.3
81-82	• Keith Smith	29	212	7.3
82-83	• Keith Smith	24	137	5.7
83-84	Jeff Konek	28	132	4.7
84-85	• Creon Dorsey	31	171	5.5
85-86	Anthony Watson	28	96	3.4
86-87	Tracy Dildy	28	82	2.9
87-88	Bryan Williams	28	148	5.3
88-89	Bryan Williams	20	95	4.8
89-90	Michael Best	30	125	4.2
90-91	Arthur Massey	28	139	5.0
91-92	Virgil Smith	28	113	4.0
92-93	Jason Hamilton	26	97	3.7
93-94	Chad Nelson	28	90	3.2
94-95	Chad Nelson	28	105	3.8
95-96	Raymond King	29	150	5.2
96-97	Jason Richey	27	106	3.9
97-98	Matt Watts	28	106	3.8
98-99	Donte Wilson	26	75	2.9
99-00	Bradley Jackson	28	101	3.6
00-01	Deandre Moore	25	124	5.0
01-02	Tony Bland	33	112	3.4
02-03	Deandre Moore	30	122	4.1
03-04	Wesley Stokes (25th)	30	175	5.8
04-05	Brandon Heath	29	107	3.7
05-06	Richie Williams	33	127	3.8
06-07	Richie Williams (87th)	33	151	4.6
07-08	Lorenzo Wade	33	119	3.6
08-09	Richie Williams	36	126	3.5
09-10	D.J. Gay	34	108	3.2
10-11	D.J. Gay	37	116	3.1
11-12	Xavier Thames (130th)	31	128	4.1
12-13	Jamaal Franklin	33	109	3.3
13-14	Xavier Thames	36	116	3.2
14-15	JJ O'Brien	36	88	2.4
15-16	Winston Shepard	37	113	3.1
16-17	Trey Kell	33	96	2.9
17-18	Trey Kell (159th)	28	114	4.1
18-19	Devin Watson (129th)	34	142	4.2

Annual Statistical Leaders



MOUNTAIN WEST-RECORD 14-TIME CONFERENCE CHAMPIONS

00-01	Deandre Moore	25	38	1.5
01-02	Al Faux	29	42	1.4
02-03	Deandre Moore	30	43	1.4
03-04	• Wesley Stokes	30	49	1.6
04-05	• Brandon Heath (43rd)	29	63	2.2
05-06	Richie Williams	33	58	1.8
06-07	• Richie Williams (37th)	33	69	2.1
07-08	Richie Williams	25	42	1.7
08-09	• Richie Williams (35th)	36	77	2.1
09-10	Kawhi Leonard	34	47	1.4
10-11	Kawhi Leonard (218th)	36	51	1.4
11-12	Chase Tapley (85th)	34	60	1.8
12-13	Jamaal Franklin (160th)	33	53	1.6
13-14	• Xavier Thames (104th)	36	59	1.6
14-15	JJ O'Brien (210th)	36	51	1.4
15-16	Dakarai Allen	38	40	1.1
16-17	Trey Kell (226th)	33	45	1.4
17-18	Trey Kell	28	31	1.1
18-19	Jeremy Hemsley	33	38	1.2
19-20	• Malachi Flynn (79th)	32	56	1.8
20-21	Matt Mitchell (192nd)	25	39	1.4
21-22	Lamont Butler (104th)	27	46	1.7

Blocked Shots

Year	Name	Gms	Blocks	Avg.
78-79	Steve Malovic	27	34	1.3
79-80	Eddy Gordon	27	43	1.6
80-81	Michael Cage	27	20	0.7
81-82	Leonard Allen	29	45	1.6
82-83	Leonard Allen	28	41	1.5
83-84	Michael Cage	28	47	1.7
84-85	Leonard Allen	31	82	2.6
85-86	Steffond Johnson	17	11	0.6
86-87	Rodney Hawkins	30	34	1.1
87-88	Rodney Hawkins	29	33	1.1
88-89	Mitch McMullen	29	23	0.8
89-90	Marty Dow	23	22	1.0
90-91	Marty Dow	29	46	1.6
91-92	Joe McNaull	28	41	1.5
92-93	Joe McNaull	29	41	1.4
93-94	Marc Carter	28	32	1.1
94-95	Leon Carter	28	25	0.9
95-96	Leon Carter	29	33	1.1
96-97	Kevin Betts	27	24	0.9
97-98	Roy Kruswyk	28	21	0.8
98-99	Marcelo Correa	26	26	1.0
99-00	Marcelo Correa	28	27	0.9
00-01	Marcelo Correa	28	32	1.1
01-02	Randy Holcomb	33	32	1.0
02-03	Evan Burns	26	25	1.0
	Aerick Sanders	30	25	0.8
03-04	Aerick Sanders	30	36	1.2
04-05	Marcus Slaughter	27	30	1.1
05-06	Marcus Slaughter	30	31	1.0
06-07	Jerome Habel	29	41	1.4
07-08	Billy White	33	25	0.8
08-09	Billy White	33	26	0.8
09-10	Malcolm Thomas (101st)	34	52	1.5
10-11	Malcolm Thomas (50th)	37	75	2.0
11-12	Jamaal Franklin	32	20	0.6
12-13	Skylar Spencer (114th)	34	51	1.5
13-14	Skylar Spencer (34th)	36	89	2.5
14-15	Skylar Spencer (25th)	36	91	2.5
15-16	Skylar Spencer (29th)	38	72	1.9
16-17	Valentine Izundu (67th)	30	53	1.8
17-18	Malik Pope (173rd)	32	37	1.2
18-19	Nathan Mensah (177th)	34	39	1.1
19-20	Nathan Mensah	13	22	1.7
20-21	Nathan Mensah (97th)	28	39	1.4
21-22	• Nathan Mensah (30th)	32	71	2.2

Field Goal Percentage (Min. 85 FGM)

Year	Name	FGM	FGA	Pct.
59-60	Bernie Revak	97	240	.404
60-61	Norm Ostapinski	108	243	.444
61-62	Norm Ostapinski	90	192	.469
62-63	Bob Mackey	90	197	.457
63-64	Jim Bowers	124	280	.443
64-65	Jack Shawcroft	82	193	.425
65-66	Rip Barrett	160	310	.516
66-67	Bob Clem	146	291	.502

67-68	Dave Miller	168	329	.511
68-69	Van Jacobsen	189	402	.470
69-70	Van Jacobsen	158	316	.500
70-71	Van Jacobsen	110	192	.573
71-72	Jimmy Wilkins	163	343	.475
72-73	John Anderson	114	234	.486
73-74	Brad McNamara	125	281	.430
74-75	Will Connelly	196	410	.478
75-76	Joel Kramer	99	188	.527
76-77	Mike Dodd	86	166	.518
77-78	Steve Malovic	145	259	.560
78-79	Steve Malovic	192	350	.549
79-80	Tony Gwynn	109	226	.482
80-81	Michael Cage	115	206	.558
81-82	Donell Plummer	119	234	.509
82-83	Michael Cage	191	335	.570
83-84	Michael Cage	250	445	.562
84-85	Leonard Allen	158	263	.601
85-86	Steffond Johnson	103	210	.490
86-87	Gerald Murray	129	240	.538
87-88	Rob Hawkins	137	250	.548
88-89	Mitch McMullen	159	274	.580
89-90	Shawn Jamison	203	361	.562
90-91	Marty Dow	207	362	.572
91-92	Joe McNaull	146	252	.579
92-93	Keith Balzer	120	233	.515
93-94	Carlus Groves	147	301	.488
94-95	Chad Nelson	93	222	.419
95-96	Leon Carter	138	228	.605
96-97	Kevin Betts	95	167	.569
97-98	Kevin Betts	110	184	.598
98-99	Myron Epps	116	241	.481
99-00	Myron Epps	149	291	.512
00-01	Myron Epps	118	215	.549
01-02	Mike Mackell	129	246	.524
02-03	Mike Mackell	162	297	.545
03-04	Aerick Sanders (35th)	200	361	.554
04-05	Marcus Slaughter	165	352	.469
05-06	Kyle Spain	90	182	.495
06-07	Jerome Habel	137	230	.596
07-08	Billy White	118	192	.615
08-09	• Billy White	124	187	.663
09-10	• Billy White	137	235	.583
10-11	Billy White	150	267	.562
11-12	Chase Tapley (133rd)	200	440	.455
12-13	DeShawn Stephens	86	145	.593
13-14	Dwayne Polee II	100	212	.472
14-15	JJ O'Brien	149	320	.466
15-16	Zylan Cheatham	93	176	.528
16-17	Dakarai Allen	102	194	.526
17-18	Jalen McDaniels	126	215	.586
18-19	Jalen McDaniels (178th)	212	455	.466
19-20	Yanni Wetzell	151	255	.592
20-21	Nathan Mensah	88	152	.579
21-22	Keshad Johnson	88	159	.553

Free-Throw Percentage (Min. 50 FTM)

Year	Name	FTM	FTA	Pct.
59-60	Bernard Finlay	186	234	.795
60-61	Carl Hunter	107	138	.775
61-62	Dick Maureau	97	137	.708
62-63	Jack Shawcroft	83	112	.741
63-64	Jack Shawcroft	91	113	.805
64-65	Al Carlin	56	82	.683
65-66	Rick Eveleth	57	82	.695
66-67	Gary McCoy	78	99	.788
67-68	Bob Lundgren	57	77	.740
68-69	Rip Barrett	48	57	.842
69-70	Mike Spilger	70	84	.833
70-71	Gary Schneider	69	81	.852
71-72	Chris McMurray	98	125	.784
72-73	Brad McNamara	47	58	.811
73-74	Allen Bunting	50	63	.794
74-75	Steve Copp	85	128	.664
75-76	Will Connelly	107	153	.699
76-77	Marc Delsman	65	80	.813
77-78	Steve Malovic	77	95	.810
78-79	Kim Goetz	74	82	.902
79-80	Tony Gwynn	83	105	.790
80-81	Michael Cage	65	86	.756
81-82	Donell Plummer	71	100	.710
82-83	Michael Cage	165	221	.747

83-84	Jeff Konek	54	71	.761
84-85	Anthony Watson	100	128	.781
85-86	Anthony Watson	138	182	.758
86-87	Josh Lowery	56	88	.636
87-88	Tony Ross	61	75	.813
88-89	Tony Ross	55	65	.846
89-90	Marty Dow	79	104	.760
90-91	Arthur Massey	93	120	.775
91-92	Courtie Miller	58	88	.659
92-93	Courtie Miller	107	131	.817
93-94	Courtie Miller	77	95	.811
94-95	Chad Nelson	122	157	.777
95-96	Chad Nelson	91	114	.798
96-97	Chad Nelson	142	166	.855
97-98	Jason Richey	96	112	.857
98-99	Marcelo Correa	58	82	.707
99-00	Bradley Jackson	57	77	.740
00-01	Marcelo Correa	56	74	.757
01-02	Mike Mackell	91	125	.728
02-03	Tony Bland	113	171	.661
03-04	Wesley Stokes	74	102	.725
04-05	Brandon Heath	132	161	.820
05-06	• Brandon Heath (37th)	101	119	.849
06-07	Mohamed Abukar (78th)	116	140	.829
07-08	Kyle Spain	76	95	.800
08-09	Kyle Spain (66th)	137	164	.835
09-10	Kawhi Leonard	85	117	.726
10-11	Kawhi Leonard	110	145	.759
11-12	Xavier Thames (80th)	101	122	.828
12-13	Xavier Thames (111th)	75	92	.815
13-14	Xavier Thames (92nd)	196	235	.834
14-15	Aqeel Quinn	50	71	.704
15-16	Jeremy Hemsley	107	141	.759
16-17	Trey Kell	111	145	.766
17-18	Jalen McDaniels (247th)	89	113	.788
18-19	Matt Mitchell	77	102	.755
19-20	Matt Mitchell (27th)	96	110	.873
20-21	Jordan Schakel	59	65	.908
21-22	Matt Bradley	113	145	.779

Three-Point Field Goal Pct. (Min. 25 3FGM)

Year	Name	3FG	3FGA	Pct.
86-87	Tony Ross	104	223	.466
87-88	Tony Ross	100	213	.469
88-89	Tony Ross	66	153	.431
89-90	Michael Hudson	27	80	.338
90-91	Arthur Massey	39	135	.289
91-92	Tony Clark	42	119	.353
92-93	Jason Hamilton	28	56	.500
93-94	Derric Croft	49	152	.322
94-95	Chad Nelson	27	77	.351
95-96	Paul Jarrett	37	101	.366
96-97	Brady Trenkle	29	71	.408
97-98	Jason Richey	72	202	.356
98-99	David Abramowitz	29	87	.333
99-00	David Abramowitz	39	115	.339
00-01	Al Faux	40	95	.421
01-02	Al Faux	66	161	.410
02-03	Steve Sir	46	114	.404
03-04	John Sharper	30	75	.400
04-05	John Sharper	43	117	.368
05-06	John Sharper	79	188	.420
06-07	Richie Williams	38	83	.458
07-08	Kyle Spain	32	83	.386
08-09	Kyle Spain	67	171	.392
09-10	D.J. Gay	61	160	.381
10-11	James Rahon	53	122	.434
11-12	Chase Tapley	77	178	.433
12-13	Chase Tapley	70	186	.376
13-14	Dwayne Polee II	36	92	.391
14-15	Aqeel Quinn	54	148	.365
15-16	Trey Kell	71	185	.384
16-17	Jeremy Hemsley	56	150	.373
17-18	Devin Watson	49	126	.389
18-19	Jordan Schakel	44	106	.415
19-20	Jordan Schakel	71	163	.436
20-21	• Jordan Schakel (3rd)	83	180	.461
21-22	Adam Seiko	38	94	.404

• Conference leader. Number right of name indicates national ranking.
 RED - indicates a member of the 2022-23 team

INTRODUCTION

COACHES & STAFF

PLAYERS

2021-22 REVIEW

RECORDS

HISTORY

UNIVERSITY

AZTEC BASKETBALL MEDIA GUIDE

Letterwinners



MOUNTAIN WEST-RECORD 14-TIME CONFERENCE CHAMPIONS

A (22)

Abramowitz, David	1999, 00, 01
Abukar, Mohamed	2006, 07
Adair, Dick	1948
Adams, Bob	1955, 56
Adams, Dave	1944
Adams, John	1965
Ahler, Jim	1941, 42, 43
Allen, Dakarai	2014, 15, 16, 17
Allen, Leonard	1982, 83, 84, 85
Allison, Earl	1939, 40, 41
Ambrose, Matt	1994
Amend, Ray	1924
Amaroso, Ryan	2008, 09
Anderson, Jack	1936, 37, 38
Anderson, John	1973, 74
Anderson, Kareem	1996
Archie, Robert	1997
Arner, Andy	1968, 69
Arop, Aguek	2019, 20, 21, 22
Arrendondo, Joe	1955
Atiles, Al	1984
Awery, Glen	1951

B (55)

Babick, Johnny	1943
Backo, Al	1966
Baker-Mazara, Chad	2022
Ballou, Bob	1969
Balsley, Joe	1955
Balzer, Keith	1991, 93
Banks, Marcus	1992, 93
Barefield, Ray	1991, 92, 93
Barnes, Dick (HOF, Class of 2011)	1946
Barnett, Brett	1978
Barrett, Rip	1966, 68, 69
Barstow, Ken	1972, 73
Baskin, Jon	1987
Beck, Paul	1955
Beck, Terry	1969
Bell, Shawn	1989
Bell, Tom	1964
Berokoff, Jeffrey	1999, 00
Berry, Richard	1925
Best, Michae	1989, 90
Befts, Kevin	1997, 98
Blackman, Ken	1979
Bland, Tony	2002, 03
Bobin, Jeff	1986
Bolander, Walter	1924
Bond, Kevin	1981, 82
Boogard, Dick	1967
Borchert, Jon	1970, 71
Bostrom, Walter	1932, 33, 34
Boucher, Charlie	1950
Bowers, Jim	1963, 64, 65
Bradley, Dennis	1966
Bradley, Matt	2022
Brady, Bob (HOF, Class of 1995)	1952, 53, 54
Branch, Fred	1977, 78
Braun, Tod	1964
Brennen, Bob	1968
Briggs, Gerald	1953
Brinson, Don	1946
Brown, Aaron	1998
Brown, Bob	1932, 33, 34
Brown, Hal	1957, 58, 59
Brown, Jerry	1976, 77, 79, 80
Brown, Kevin	1986
Brown, Lloyd	1924
Brucker, Gene	1944, 45
Bryant, Byron	1924, 25
Buehlman, Bill	1936
Bullen, Howard	1925
Bunting, Al	1974, 75, 76
Burlison, Bob	1975
Burns, Evan	2003
Burns, Linden	1935, 36, 37
Busch, Dinon	1926, 27

Butler, Lamont2021, 22

C (37)

Cage, Michael (HOF, Class of 1993)	1981, 82, 83, 84
Caldwell, Bud	1946
Caldwell, Ken	1944
Caldwell, Steve	1982
Callender, Dave	1965, 66
Camara, Mohamed	2005, 06
Campbell, William	1987
Canfield, Craig	1970
Carlwell, Brian	2010, 11
Carr, Lawrence	1926, 27, 28, 29
Carr, Terry	1983
Carroll, Bill	1945
Carson, Vince	1975
Carter, Leon	1995, 96
Carter, Marc	1994, 95
Castleberry, Jeremy	2013
Catlin, Al	1964, 65
Ceatham, Zylan	2016, 17
Cheriet, Mehdi	2009, 11
Chol, Angelo	2015, 16
Clark, Gary	1962
Clark, Stephen	1997
Clark, Tony	1992
Clarkson, Don	1932, 34, 35
Clem, Bob	1966, 67, 68
Colonelli, Pete	1961
Connelly, Will	1975, 76, 77
Contreras, Raul	1975
Cook, Stuart	1925, 26
Copp, Steve (HOF, Class of 1991)	1973, 74, 75, 76
Cornish, Kevin	1979
Correa, Marcelo	1998, 99, 00, 01
Cox, John	1969, 70
Cowmeyer, Bill	1955
Croft, Derric	1994
Crumly, Bob	1944, 45, 46
Curry, Kevin	1995

D (39)

Davidson, Ed	1959
Davis, Brett	1977
Davis, Chris	1992, 94, 95
Davis, Joe	1941, 42, 43
Davis, Josh	2014
Davis, Keith	1982
Davis, Kelvin	2008, 09, 10
Davis, Trimaine	2003, 04, 05, 06
Dawson, Stan	1969
Deal, Walter	1925
DeBolt, Pau	1976
Decker, Dean	1977, 78
Delauer, Dan	1938, 39, 40
Delsman, Mark	1974, 75, 76, 77
DePablo, Louis	1933, 34
DesRochers, Dave	1986
Deutchman, Jason	2009, 10
DeVore, Chet	1941, 42
DeWeese, Al	1930
DeWeese, Jim	1930
Diabate, Tahirou	2022
Dildy, Tracy	1986, 87
Dilley, Eldon	1925, 26, 31
Dimwiddle Jr., Keith	2022
Dishong, Rodger	1954, 57
Dixon, William	1988
Dixon, Rex	1938
Dodd, Mike (HOF, Class of 2007)	1976, 77, 78, 79
Doherty, Jim	1958, 59, 60
Donohue, Jim	1948
Dorsey, Creon	1985, 86
Dotson, George	1924, 25, 26
Doughty, Ted	1955
Douglas, Aaron	2013
Douglas, Merrill	1931
Dow, Marty	1990, 91
Downing, Bil	1943

Drake, Sam	1950, 51
Ducey, Ted	1952

E (12)

Earle, Gary	1974, 75, 76
Earnest, Ken	1945
Ebrahimian, Narbeh	2012, 13
Echle, Andy	1939, 40, 41
Egerer, Tom	1971
Ennis, Bill	1967
Epps, Myron	1999, 00, 01, 02
Espinosa, Juan	1987
Estes, Lou	1944
Estey, Roger	1952, 53
Evans, Steve	1958
Eveleth, Rick	1966, 67, 68

F (18)

Falconer, Craig	1969
Faux, Al	2001, 02
Feagin, KJ	2020
Fickeisen, Ed	1933
Fields, Roy	1952, 53, 54
Fields, Tye	1997
Finlay, Bernard (HOF, Class of 2005)	1958, 59, 60
Fischer, Dick	1960
Fitzgerald, Bill	1943
Fitzgerald, Jack	1936, 37, 38
Fitzpatrick, Harold	1924
Flynn, Malachi	2020
Foster, John	1966
Frame, Joe	1936
Franklin, Jamaal (HOF, Class of 2018)	2011, 12, 13
Franklin, LaBradford	2011, 12
Franklin, Syd	1950
Frishman, Brian	1977

G (30)

Gaines, Darryl	1986
Gardner, Trent	1995
Garnier, Tony	1962, 63
Garwood, John	1981, 82
Gay, D.J. (HOF, Class of 2017)	2008, 09, 10, 11
Gay, R. Michael	1978, 79
Geddis, Terence	1929
Gehring, Rich	1956, 57
Gill-Caesar, Montaque	2017
Gillespie, Bill	1957, 58
Gilbert, Kevin	1981
Gilbert, Presnell	1977
Glithero, Forrest	1963, 64
Goetz, Kim (HOF, Class of 2006)	1978, 79
Goldie, Alex	1937, 38
Gomez, Terrell	2021
Gonsalves, Joe	1945
Goodbody, Bernard	1946, 47
Gordon, Eddy	1980, 81, 82, 83
Gordon, Mick	1952
Graham, Charles	1944
Gray, Dion	1995
Green, Bob	1975
Green, Garrett	2012
Griffin, Hal	1960, 61
Grissom, David	1984
Gross, Morris (HOF, Class of 1989)	1923, 24, 27
Groves, Carlus	1994
Gumina, Sal	1945, 46, 47, 48
Gwynn, Tony (HOF, Class of 1989)	1978, 79, 80, 81

H (46)

Habel, Jerome	2007
Hadley, Clyde	1962, 63
Hagen, Herman	1968, 69
Hale, Hilton	1978
Hale, Kenneth (HOF, Class of 1997)	1941, 46, 47
Hamilton, Jason	1993
Hamilton, Marcus	1979, 81
Hamilton, Terrence	1991, 92, 93, 94
Hampton, Charles	1946, 47

Hancock, John	1922, 23
Hankins, Don	1943
Hannon, John	1954, 55, 56
Hanour, Travis	2003, 05
Harge, Ira	1984, 85
Harris, Jimmy	1971, 72
Harris, Mason	1938, 39, 40
Hartzog, Ernie	1953, 54
Haupt, Mike	1985
Hawkins, Rob	1986
Hawkins, Rodney	1987
Head, Drew	1980, 81
Heath, Brandon (HOF, Class of 1950)	2004, 05, 06, 07
Hegerle, Don	1952, 55, 56
Hemming, Bob	1930
Hemsley, Jeremy	2016, 17, 18, 19
Hendrickson, Danny	1961, 62
Higgins, Howie	1960, 61
Hildreth, James	1929, 30
Hindricks, Dan	1960
Hodgetts, Harry (HOF, Class of 1999)	1939, 40, 41
Hoerner, Brett	2006
Hoetzel (Montana), Max	2017, 18
Hoheisal, Jack	1929, 31
Holcomb, Randy (HOF, Class of 2012)	2001, 02
Holden, Chris	1979, 80, 81, 82
Holland, Steve	1984
Honaker, Kevin	1990
Horton, Bryan	2009
Hoss, Bob	1964, 65, 66
Houston, Cal	1943
Huddleston, Clarence	1943
Hudson, Michael	1990
Hulburt, Jerry	1961
Hunt, Wilson	1932, 33, 34
Hunter, Carl	1960, 61, 62
Hutchinson, Bill	1947, 48, 49, 50

I (3)

Ines, Jared	2005
Island, Tim	2009
Izundu, Valentine	2017

J (18)

Jackson, Bradley	2000
Jackson, Dana	1989
Jacobs, Don	1959
Jacobsen, Von	1969, 70, 71
Jamison, Shawn	1990
Jarrett, Paul	1996
Joerndt, Ashley	1932
Johnson, James	2013
Johnson, Jer'Vaughn	2007, 08
Johnson, Keshad	2020, 21, 22
Johnson, Sam	1988, 89
Johnson, Steffond	1986
Johnson, Tommy	2002, 03, 04, 05
Jones, Larry	1972, 73
Jones, Tim	1962, 63
Jones, Rodney	1989, 90
Jones, Zack	1981, 82
Joyce, Bruce	1962

K (19)

Kaplansky, David	1998, 99
Keesey, Tom	1948, 49, 50
Kell, Trey	2015, 16, 17, 18
Kelley, Wilbur	1938
Kennedy, Bob	1947, 48
Kennedy, Mike	1984, 85
King, Raymond	1996
Klauser, Jack	1930
Kneller, Ben	2010
Knudsen, Craig	1974
Konek, Jeff	1984, 85
Kopicki, Steve	1983
Kopp, Frank	1927
Kovac, Bob	1975, 76
Kovacic, Karlo	2001, 02

INTRODUCTION
 COACHES & STAFF
 PLAYERS
 2021-22 REVIEW
 RECORDS
 HISTORY
 UNIVERSITY
 AZTEC BASKETBALL MEDIA GUIDE

Letterwinners



MOUNTAIN WEST-RECORD 14-TIME CONFERENCE CHAMPIONS

Kramer, Joel (HOF, Class of 1997).....	1974, 76, 77, 78
Kruiswyk, Roy.....	1997, 98
Krymer, Larry.....	1944, 45
Kuykendall, Bob.....	1949

L (16)	
Lake, Louis.....	1962
Lamb, Chris.....	2006, 07, 08
Lavender, Joe.....	1970, 71
Leary, Ray.....	1974, 75, 76
Lee, Bill.....	1961
Lee, Rock.....	1978
Leech, Steve.....	1971
Leonard, Kawhi (HOF, Class of 2016).....	2010, 11
Lewis, James.....	1991
Lindsay, Byron.....	1935, 36, 37
Linkletter, Art (HOF, Class of 1990).....	1932, 33, 34
Lipscomb, Jeff.....	1973
Low, John.....	1960
Lowery, Josh.....	1986, 87
Lorenez, Dave.....	1966, 67
Lundgren, Bob.....	1967, 68

M (53)	
MacGillivray, George.....	1933
Mackell, Mike.....	2002, 03
MacKey, Bob.....	1963, 64, 65
Malovic, Steve.....	1978, 79
Manker, Chris.....	2003, 04, 05
Mann, Joe.....	1999, 00
Marion, Michael.....	2000, 01
Marlowe, Chris (HOF, Class of 1994).....	1971, 72, 73
Marsielles, Bill.....	1962, 63
Martens, John.....	1983, 85, 86
Martin, Brandon.....	2007
Martin, Ron.....	1995, 96
Martinsen, Eric.....	1968, 69, 70
Massey, Arthur.....	1990
Maupin, Jack.....	1942
Maureau, Dick.....	1961-62
Maxwell, Bruce.....	1922-23
Mayviers, Ron.....	1961
McCoy, Gary.....	1965, 67
McDaniel, James.....	1922
McDaniels, Jalen.....	2018, 19
McGrath, Tim.....	2006
McKay, Dave.....	1951, 52, 53
McKee, Dick.....	1946
McKinney, Chris.....	1991
McMullen, Mitch.....	1988, 89
McMurray, Chris.....	1972
McNamara, Brad.....	1973, 74
McNaull, Joe.....	1991, 92, 93
Meek, Larry.....	1963, 64, 65
Mendoza, Joe.....	1980, 81
Mensah, Joel.....	2020

Mensah, Nathan.....	2019, 20, 21, 22
Metzler, Don.....	1951, 52
Meyer, Bill.....	1951, 52, 53
Mickelsen, Noel.....	1953, 54, 55, 56
Miles, Terry.....	1931, 32, 33
Milke, George "Bud".....	1949, 50, 51
Miller, Courtie.....	1991, 92, 93, 94
Miller, Dave.....	1966, 67, 68
Mitchell, Dick (HOF, Class of 1998).....	1940, 41, 42
Mitchell, Matt.....	2018, 19, 20, 21
Molle, John.....	1992
Monahan, Jim.....	1955
Moore, Deandre.....	2001, 02, 03
Moore, Ed.....	1942, 43
Morris, Eddie.....	1980, 81, 82, 83
Morrison, Alvin "Babe".....	1922, 23
Moss, Clinton.....	1935
Mott, Paul (HOF, Class of 1996).....	1925, 26, 27, 28
Mulder, Gerald.....	1957, 58, 59
Murray, Gerald.....	1984, 85, 87
Murrillo, Sef.....	1941

N (14)	
Narain, Nolan.....	2018, 19, 20
Neal, Blake.....	1957, 58, 59
Neil, Mike.....	1960
Nelson, Chad.....	1994, 95, 96, 97
Nettles, Graig (HOF, Class of 1988).....	1964, 65
Newlee, Barney.....	1942, 46, 47
Newport, Danny.....	1954, 55, 56
Nichols, Bert.....	1937
Noonan, Tom.....	1957, 58
Nordquist, Al.....	1956, 57
Northcut, Russ.....	1971
Notbusch, Frank.....	1934, 35
Nuen, Ken.....	1968, 69
Nuttall, Don.....	1947, 48, 49

O (10)	
O'Brien, JJ.....	2013, 14, 15
O'Brien, John.....	1967
O'Day, Al.....	1932
Ofner, Mike.....	1961, 62
Okotie, Vince.....	1999, 00
Olinger, Vane.....	1948
Olmsted, Dave.....	1966, 67
Ostapinski, Norm.....	1961, 62
Owens, Bobbie.....	1983, 84, 85
Owens, Tim.....	1967, 68

P (28)	
Palmgren, Ben.....	1936, 37
Postorek, Jon.....	2007, 08
Patrick, Jerry.....	1943
Patterson, Bill "Pat".....	1938, 41
Penwarden, Ray.....	1938
Perez, Ben.....	2016
Perez, Ed.....	1964
Perry, Francis.....	1935, 37
Pete, Geoff.....	1971, 72, 73
Phelps, Bobby.....	1950, 51
Phelps, Milton (HOF, Class of 1988).....	1939, 40, 41
Phillips, Gene.....	1960
Phillips, Larry.....	1961
Pierce, Dick.....	1964, 65
Pinkins, Braxton.....	1956, 57, 58
Pinkins, Tony (HOF, Class of 1992).....	1955, 56, 57
Pledger, Jim.....	1966
Plummer, Donell.....	1982
Polee II, Dwayne.....	2013, 14, 15
Pollard, Mark.....	1988, 91
Poole, Jim.....	1952, 53, 54
Pope, Malik.....	2015, 16, 17, 18
Porter, Will.....	1997
Powell, Bob.....	1967
Power, Ray.....	1944
Preisler, Eddie.....	1938, 39, 40
Pruitt, Paul.....	1950, 51, 52
Pulliam, Trey.....	2020, 21, 22

Q (2)	
Quade, Bud.....	1942, 43
Quinn, Aqeel.....	2014, 15

R (27)	
Rahon, James.....	2011, 12, 13
Rambeau, Arch.....	1956, 57, 58
Randle, Berry.....	1993, 94, 95, 96
Ranson, Jimmy.....	1979, 80
Rasmussen, Michael.....	1982
Reed, David.....	1983
Rees, Bob.....	1957
Reid, Bob.....	1952, 53, 54
Reinhardt, Brian.....	1996, 97
Revak, Bernie.....	1958, 59, 60
Richey, Jason.....	1997, 98
Riley, Dave.....	1974
Riley, Dick.....	1950
Ringo, Robert.....	1992, 93
Ritland, Osmond.....	1930, 31
Roberts, George.....	1963, 64

Rock, Lincoln.....	1942
Rodriguez, Rigo.....	1948, 49, 50
Rogers, Caldin.....	1988
Rooks, Kameron.....	2018
Ropper, Dick.....	1960
Ross, Alden.....	1922, 23
Ross, Andre.....	1984, 85
Ross, Fred.....	1998
Ross, Tony.....	1987, 88, 89
Rundell, Paul.....	1947, 48, 49
Rutledge, Darius.....	1996

S (65)	
Sadis, Ron.....	1960, 61
Saipapa, Ia.....	1977
Sams, Jim.....	1954, 55, 56
Samuelson, Ray.....	1970
Sanders, Aerick.....	2001, 02, 03, 04
Sanders, Jason.....	1994
Sands, Anthony.....	1984, 85
Schakel, Jordan.....	2018, 19, 20, 21
Scheel, Lyman.....	1922
Schneider, Gary.....	1970, 71
Schumann, Bob.....	1968
Scuggs, Johnny.....	1986, 87

Seiko, Adam.....	2019, 20, 21, 22
Seiler, Ben.....	1951
Seiler, Bob.....	1948
Sellwood, John.....	1940, 41
Service, John.....	1973
Sharper, John.....	2003, 04, 05, 06
Shawcraft, Jack (HOF, Class of 2020).....	1963, 64, 65
Shelley, Tyrone.....	2010

Shelton, Tim.....	2009, 10, 11, 12
Shepard, John.....	1940
Shepard, Winston.....	2013, 14, 15, 16
Shewman, Byron.....	1969
Short, Roy.....	1952
Shringley, Matt.....	2014, 15, 16, 17
Simon, Bob.....	1970
Singleton, Herman.....	1996
Sir, Steve.....	2003
Skalecky, Al (HOF, Class of 2003).....	1966, 67, 68
Skalecky, John.....	1968, 69, 70
Slaughter, Marcus.....	2004, 05, 06
Small, Walter.....	1999, 00
Smith, Brandon.....	2002
Smith, Bryce.....	2009
Smith, Charles.....	1927, 28, 30, 31
Smith, Chris.....	1972
Smith, Don.....	1946, 47, 48, 49
Smith, Howard.....	1969
Smith, Keith.....	1982, 83
Smith, Mark.....	1980, 81
Smith, Sid.....	1971
Smith, Tyler.....	2005
Smith, Virgil.....	1992
Smith, Will.....	1966
Smyth, Ed.....	1936
Spain, Kyle.....	2006, 07, 08, 09
Spencer, Skylar.....	2013, 14, 15, 16
Spilger, Mike.....	1969, 70
Squires, John.....	1923, 24
Stadnyk, Harry.....	1961, 62
Stanley, Willie.....	1974, 75
Staten, Ryan.....	2015
Steele, Willie (HOF, Class of 1988).....	1947
Steffan, Mike.....	1961, 62
Steinly, Neal.....	1988, 89, 90
Stephens, DeShawn.....	2012, 13
Stephens, Les.....	1952
Stewart, Dennis.....	1980
Stewart, Nelson.....	1991, 92
Stocking, Jack.....	1938
Stokes, Wesley.....	2004
Strasburg, Roger.....	1968, 69
Stryker, John.....	1960
Summers, Hal.....	1942, 43, 46
Swezet, John.....	1947

T (22)	
Tapley, Chase.....	2010, 11, 12, 13
Tazelaar, Dick.....	1936
Teague, Dan.....	1973, 74
Telford, George.....	1926
Tenney, Tom.....	1962, 63, 64
Tenwolde, Harry.....	1928, 29, 30
Thames, Xavier (HOF, Class of 2019).....	2012, 13, 14
Thomas, Malcolm.....	2010, 11
Thomas, Matt.....	2005, 06, 08, 09
Thomas, Nelson.....	1928
Thompson, George "Bud".....	1937, 38, 39
Thompson, Vernon.....	1990, 91
Tibbs, Ted.....	1974
Timmons, Jay.....	1947
Tomaic, Joshua.....	2021-22
Tompkins, Herb.....	1941, 42, 47
Trenkle, Brady.....	1995, 97, 99
Tuck, Leo.....	1949, 50, 51
Tucker, Bob.....	1931, 32
Tucker, Herb.....	1933, 34
Turner, Jay.....	1955
Tyres, John.....	1934, 35

V (6)	
Van Rensselaer, John.....	1922
Van Velzen, Al.....	1970
Velasquez, David.....	2007
Viera, Brian.....	1982
Visnjic, Josko.....	1998
Vurgason, Jo.....	1922

W (35)	
Wade, Lorenzo.....	2007, 08, 09
Walden, Denizil.....	1943
Walters, Chris.....	1993, 94
Walters, Ray.....	1958-59
Walton, Chris.....	2001, 02, 04, 05
Ward, David.....	1982, 83
Wardrop, Ben.....	2003, 04
Watson, Anthony (HOF, Class of 2015).....	1983, 84, 85, 86
Watson, Devin.....	2018, 19
Watts, Matt.....	1998, 99
Weishans, Jeff.....	1975
Wells, Cliff.....	1929
Wetzell, Yanni.....	2020
Whitcomb, Ken.....	1952
White, Billy.....	2008, 09, 10, 11
White, Eric.....	1989, 90
White, Markee.....	2003
Wilkins, Jimmy.....	1971, 72
Williams, Alec.....	2010, 11, 12
Williams, Bryan.....	1988
Williams, D'Erryl.....	2014, 15, 16, 17
Williams, Jim.....	1936
Williams, John.....	1966
Williams, Richie.....	2006, 07, 08, 09
Williams, Willie.....	1961, 62
Wills, Larry.....	1963, 64, 65
Wilson, Art.....	1928, 29, 30
Wilson, Charles.....	1933, 34, 35
Wilson, Donte.....	1999, 2000
Wilson, Harry.....	1950
Wilson, Harry.....	1957
Wilson, Jim.....	1942
Woodmansee, Ray.....	1954, 55, 56
Wulfemeyer, Ken.....	1948
Wulff, Lee.....	1924

Y (1)	
Young, Ralph.....	1924

Z (3)	
Zabo, Kevin.....	2015
Ziegenfuss, Fritz.....	1963, 64, 65
Zinser, Glenn.....	1937, 38

RED - indicates a member of the 2022-23 team

INTRODUCTION

COACHES & STAFF

PLAYERS

2021-22 REVIEW

RECORDS

HISTORY

UNIVERSITY

AZTEC BASKETBALL MEDIA GUIDE

Division I Era Statistics



MOUNTAIN WEST-RECORD 14-TIME CONFERENCE CHAMPIONS

The following pages reflect the career statistics of all SDSU players for the Division I era (from the 1970-71 season to present). The statistics below represent career totals for only those seasons which were played at the Division I level. Furthermore, foul outs (1972), assists (1973), minutes (1979), steals (1979), blocked shots (1979), turnovers (1979) and game started (in 1979) have only recently been kept. Those stats are only listed below if they were kept during the players' entire career. The three-point field goal was added prior to the 1986-87 season. All years below refer to the year in which the season ended (e.g. the 2003-04 season is listed as 04). W - indicates number of SDSU victories in which the player participated (includes all players since the 1975-76 season).

Player	GP	GS	TOTAL					3-PTS		FF-FTA		REBOUNDS		PF-FO	A	TO	Blk	Stl	Pts	Avg	W		
			Min	Avg	FG-FGA	Pct	3FG-FGA	Pct	FF-FTA	Pct	Off	Def	Tot									Avg	
Abramowitz, David	99-00-01	79	19	1,720	21.8	154-427	.361	98-284	.345	66-80	.825	23	107	130	1.6	103-2	189	137	1	81	472	6.0	23
Abukar, Mohamed	06-07	54	51	1,729	32.0	303-634	.478	27-91	.297	186-226	.823	85	204	289	5.4	141-4	73	112	33	36	819	15.2	39
Alger, Cade	21-22	15	0	31	2.1	7-14	.500	0-3	.000	3-5	.600	2	2	4	0.3	2-0	0	1	1	2	17	1.1	14
Allen, Dakari	14-15-16-17	133	51	2,475	18.6	235-529	.444	41-155	.265	165-256	.645	97	235	332	2.5	278-9	116	128	66	121	676	5.1	99
Allen, Leonard	82-83-84-85	116	110	3,191	27.5	396-692	.572			227-369	.615			724	6.2	274-5	22	182	214	36	1,019	8.8	76
Ambrose, Matt	94	23	0	278	12.1	12-34	.353	0-0	.000	34-54	.630	30	26	56	2.4	58-2	11	24	7	5	58	2.5	11
Amaroso, Ryan	08-09	66	57	1,744	26.4	244-537	.454	28-86	.326	108-168	.643	123	241	364	5.5	147-2	50	101	24	28	624	9.5	43
Anderson, John	73-74	52				238-547	.435			125-193	.648			354	6.8	163-9	78			601	11.6	22	
Anderson, Kareem	96	23	23	634	27.6	121-289	.419	24-69	.348	49-73	.671	44	68	112	4.9	50-0	28	45	0	28	315	13.7	11
Archie, Robert	97	15	0	56	3.7	3-11	.273	1-4	.250	1-3	.333	4	6	10	0.7	6-0	2	5	1	8	0.5	5	
Arop, Aguek	19-20-21-22	98	7	1,324	13.5	139-296	.470	8-43	.186	50-95	.526	129	132	261	2.7	152-1	64	78	33	64	336	3.4	71
Aronson, Doug	86	1	0	2	2.0	0-0	.000			0-0	.000			1	1.0	1-0	0	0	0	0	0.0	0	
Attles, Alvin	84	3	0	5	1.7	0-0	.000			0-2	.000			2	0.7	1-0	1	1	0	0	0.0	3	
Avery, Howard	79	6	1	104	17.3	14-32	.438			6-11	.545			5	0.8	7-0	32	29	0	15	34	5.7	4
Baker, Norm	84	2	0	6	3.0	0-0	.000			0-1	.000			0	0.0	1-0	0	4	0	0	0.0	2	
Baker-Mazara, Chad	22	31	0	397	12.8	66-157	.420	22-56	.393	44-49	.898	9	54	63	2.0	45-0	18	23	14	21	198	6.4	23
Balzer, Keith	91-92-93	52	38	1,249	24.0	214-418	.512	7-22	.318	86-124	.694	119	155	274	5.3	126-4	47	89	37	57	521	10.0	16
Banks, Marcus	92-93	45	6	438	9.7	59-117	.504	0-0	.000	31-57	.544	44	47	91	2.0	72-3	2	37	37	2	149	3.3	10
Barefield, Ray	91-92-93	73	35	1,675	23.0	125-364	.343	10-50	.200	101-162	.623	73	134	207	2.8	124-2	159	165	3	53	361	4.9	19
Barnett, Brett	78	8				3-8	.375			1-3	.333			7	0.9	5-0	0			7	0.9	8	
Barnett, Jared	20-21-22	26	0	51	2.0	5-13	.385	0-1	.000	1-2	.500	1	3	4	0.2	6-0	7	6	0	5	11	0.4	25
Barstow, Ken	72-73	38				44-120	.367	0-0	.000	16-37	.432	0	0	128	3.4	49-1				104	2.7		
Baskin, Jon	87	16	0	107	6.7	7-20	.350	0-0	.000	7-11	.636	4	18	22	1.4	17-0	1	14	2	5	21	1.3	1
Bell, Shawn	89	29	27	881	30.4	149-298	.500	3-22	.136	52-82	.634	62	113	175	6.0	73-3	77	81	14	33	353	12.2	12
Berokoff, Jeffrey	99-00	53	16	836	15.8	67-187	.358	31-106	.292	42-66	.636	31	52	83	1.6	101-4	67	77	2	38	207	3.9	9
Best, Michael	89-90	56	46	1,730	30.9	246-602	.409	107-292	.366	58-88	.659	78	155	233	4.2	165-12	238	199	14	126	657	11.7	24
Betts, Kevin	97-98	55	55	1,665	30.3	205-351	.584	3-20	.150	154-227	.678	130	194	324	5.9	167-10	75	145	40	81	567	10.3	25
Blackmon, Ken	79-80	14	0	25	1.8	4-11	.364			2-4	1.000			4	0.3	7-1	1	4	0	1	10	0.7	6
Bland, Tony	02-03	63	62	2,182	34.6	365-808	.452	49-153	.320	233-340	.685	61	174	235	3.7	89-1	213	162	21	67	1,012	16.1	37
Bobin, Jeff	86	16	0	71	4.4	3-7	.429			3-4	.750			12	0.8	9-0	4	6	3	1	9	0.6	5
Bond, Kevin	81-82	27	4	157	5.8	9-30	.300			4-7	.571			21	0.8	37-0	24	27	1	22	0.8	14	
Borchert, Jon	71	12				23-55	.418			26-31	.839			71	5.9	28				72	6.0	4	
Boyes, Tad	01	3	0	4	1.3	2-3	.667	0-0	.000	0-0	.000	0	0	0	0.0	0-0	0	0	0	1	4	1.3	3
Bradley, David	81	2	0	11	5.5	3-11	.273			0-0	.000			1	0.5	1-0	0	1	1	0	6	3.0	2
Bradley, Matt	22	32	32	1,011	31.6	186-425	.438	57-142	.401	113-145	.779	28	146	174	5.4	74-0	85	85	7	33	542	16.9	23
Brady, Bob	71	7				1-6	.167			0-4	.000			2	0.3	3				2	0.3	7	
Branch, Fred	77-78	47				108-226	.478			47-85	.553			252	5.4	100-5	40			263	5.6	26	
Brandenburg, Bart	92	1	0	1	1.0	1-1	1.000	1-1	1.000	0-0	.000	0	0	0	0.0	0-0	0	0	0	0	3	3.0	1
Braun, Todd	84	2	0	2	1.0	1-2	.500			0-0	.000			0	0.0	0-0	0	2	0	0	2	1.0	2
Broughton, Triston	21-22	8	0	10	1.3	0-4	.000	0-1	.000	0-0	.000	0	1	1	0.1	2-0	1	0	0	0	0	0.0	8
Broughton, Tyler	21-22	9	0	11	1.2	0-1	.000	0-0	.000	0-0	.000	3	1	4	0.4	0-0	2	1	0	1	0	0.0	9
Brown, Aaron	98	25	0	163	6.5	4-11	.364	0-1	.000	3-6	.500	9	21	30	1.2	14-0	6	6	2	3	11	0.4	12
Brown, Jerry	76-77-79-80	71				112-262	.427			27-46	.587			204	2.9	89-1	17			251	3.5	31	
Brown, Kevin	86-87	41	20	779	19.0	50-139	.360	0-0	.000	21-51	.412	169	41	71-1	8	31	12	19	121	3.0	12		
Brown, Randy	72	5				1-2	.500			0-0	.000			4	0.8	2-0				2	0.4	5	
Brucks, Jerry	73	2				1-4	.250			0-0	.000			2	1.0	0-0	0			2	1.0		
Bryant, Kent	87	3	0	10	3.3	1-4	.250	0-0	.000	0-0	.000	1	1	2	0.7	2-0	0	2	0	0	2	0.7	0
Bunting, Allen	74-75-76	78				271-630	.430			98-148	.662			456	5.8	202-8	92			640	8.2	34	
Burlison, Bob	75	2				1-3	.333			1-3	.333			4	2.0	1-0	1			3	1.5		
Burns, Evan	03	26	8	582	22.4	90-183	.492	14-47	.298	46-60	.767	42	90	132	5.1	77-9	29	47	25	32	240	9.2	14
Butler, Lamont	21-22	55	27	1,033	18.8	110-280	.393	32-101	.317	66-92	.717	16	89	105	1.9	116-2	100	88	5	70	318	5.8	42
Cage, Michael	81-82-83-84	112	112	4,262	38.1	679-1,238	.548			488-667	.732			1,317	11.8	206-2	98	233	118	126	1,846	16.5	68
Caldwell, Steve	82	26	0	233	9.0	15-46	.326			12-20	.600			21	0.8	41-1	46	24	2	2	42	1.6	17
Campbell, William	87	26	3	380	14.6	34-78	.436	4-11	0.364														

Division I Era Statistics



MOUNTAIN WEST-RECORD 14-TIME CONFERENCE CHAMPIONS

Player	GP	GS	Min	Avg	TOTAL			3-PTS			REBOUNDS			PF-FO	A	TO	Blk	Stl	Pts	Avg	W		
					FG-FGA	Pct	FT-FTA	Pct	3FG-FGA	Pct	Off	Def	Tot									Avg	
Desrochers, Dave	86	7	0	29	4.1	1-3	.333	3-4	.750	0	7	1	0.1	5-0	0	0	0	2	5	0.7	-3		
Deutchman, Jason	09-10	11	0	26	2.4	1-4	.250	0-1	.000	3-4	.750	0	7	0.6	2-0	1	0	0	5	0.5	10		
Diabate, Tahirou	22	25	0	204	8.2	19-51	.373	0-2	.000	12-24	.500	19	36	5.5	2.2	39-0	2	9	12	2	50	2.0	17
Dikdy, Tracy	86-87	57	13	919	16.1	62-167	.371	7-29	.241	42-92	.457			63	1.1	132-4	155	98	2	73	17.3	30	16
Dimwiddle Jr., Keith	21-22	23	1	223	9.7	29-85	.341	20-59	.339	3-4	.750	1	16	17	0.7	16-0	10	8	0	6	81	3.5	18
Dixon, William	88-89	28	0	70	2.5	4-8	.500	0-0	.000	6-10	.600	2	6	8	0.3	12-1	11	2	0	4	14	0.5	11
Dodd, Mike	76-77-78-79	91				392-758	.517			144-185	.778			219	2.4	168-3	271				928	10.2	54
Dorsey, Creon	85-86	59	57	1,706	28.9	184-401	.459			120-195	.615			195	3.3	161-5	263	153	5	109	488	8.3	33
Douglas, Aaron	12-13	8	0	15	1.9	3-5	.600	2-4	.500	1-2	.500	0	0	0	0.0	1-0	0	1	0	0	9	1.1	8
Daw, Marty	90-91	52	52	1,759	33.8	309-557	.555	1-2	.500	158-227	.696	121	294	415	8.0	144-6	32	96	68	32	777	14.9	25
Earle, Gary	74-75-76	81				226-498	.454			92-128	.719			245	3.0	180-5	184				544	6.7	
Ebrahimian, Narbeh	12-13	16	0	76	4.8	4-16	.250	0-5	.000	3-7	.429	4	6	10	0.6	10-0	4	0	0	2	11	0.7	14
Egerer, Tom	71	26				75-183	.410			49-75	.653			59	2.3	39					199	7.7	12
Epps, Myron	99-00-01-02	113	81	2,971	26.3	407-803	.507	2-9	.222	274-466	.588	222	286	508	4.5	233-2	81	200	16	31	1,090	9.6	43
Espinosa, Juan	87-88	51	26	1,028	20.2	124-236	.525	2-3	.667	59-86	.686	50	113	163	3.2	112-3	72	80	14	23	309	6.1	15
Evans, Che	21	10	0	42	4.2	4-17	.235	2-9	.222	12	.500	1	4	5	0.5	5-0	2	3	0	3	11	1.1	9
Faux, Al	01-02	57	41	1,640	28.8	267-591	.452	106-256	.414	149-224	.665	44	157	201	3.5	120-2	126	121	17	70	789	13.8	33
Feagin, KJ	20	32	32	971	30.3	101-263	.384	58-151	.384	30-36	.833	12	92	104	3.3	57-0	423	54	9	19	290	9.1	30
Federica, Niksha	14-15-16	16	0	30	1.9	7-18	.389	5-15	.333	0-0	.000	1	4	5	0.3	3-0	2	0	1	1	19	1.2	15
Fields, Iye	96	17	13	419	24.7	67-130	.515	0-3	.000	53-73	.726	25	41	66	3.9	62-5	13	34	4	11	187	11.0	11
Flynn, Malachi	20	32	32	1,071	33.5	184-417	.441	76-204	.373	120-140	.857	20	123	143	4.5	56-0	163	57	3	56	564	17.6	30
Franklin, Jamaal	11-12-13	87	55	2,237	25.7	366-857	.427	100-328	.305	349-446	.783	128	477	605	7.0	184-1	166	221	51	88	1,181	13.6	68
Franklin, LaBradford	11-12-13	53	1	553	10.4	43-104	.413	8-36	.222	45-54	.833	8	56	64	1.2	51-0	79	64	2	14	139	2.6	45
Frischman, Brian	77	26				173-379	.456			35-48	.729			124	4.8	65-4	42				381	14.7	11
Gaines, Darryl	86-87	53	4	776	14.6	91-234	.389	40-115	.348	60-84	.714			19	1.9	74-0	49	57	10	29	282	5.3	12
Gardner, Trent	95-96	45	1	246	5.5	26-74	.351	23-61	.377	12-15	.800	6	15	21	0.5	22-0	11	16	0	11	87	1.9	21
Garwood, John	81-82	56	8	1,011	18.1	153-340	.450			117-170	.688			163	2.9	141-6	52	95	9	55	423	7.6	36
Gay, D.J.	08-09-10-11	140	120	4,222	30.2	379-1,046	.362	219-607	.361	201-288	.698	51	210	261	1.9	156-1	344	191	10	126	1,178	8.4	105
Gay, Michael	78-80-81	45				44-94	.468			29-49	.592			72	1.6	77-1	17				117	2.6	22
Geoff, Pete	73	26				120-265	.453			75-96	.781			106	4.1	63-2	50				315	12.1	15
Gilbert, Kevin	81	4	0	17	4.3	1-9	.111			3-6	.500			4	1.0	4-0	1	2	0	0	5	1.3	2
Gilbert, Presnell	77-78-79	50				270-591	.457			94-149	.631			261	5.2	157-9	69				634	12.7	26
Gill-Cesar, Montaque	17-18	33	2	398	12.1	38-126	.302	9-49	.184	31-42	.738	19	42	61	1.8	30-0	10	32	3	11	116	3.5	21
Giordano, Caleb	20	11	0	27	2.5	3-10	.300	3-10	.300	0-2	.000	1	0	1	0.1	1-0	2	0	0	0	9	0.8	11
Goetz, Kim	78-79	54				435-852	.511			135-158	.854			194	3.6	167-6	102				1,005	18.6	33
Gomez, Terrell	21	28	16	681	24.3	87-203	.429	51-127	.402	15-17	.882	1	41	42	1.5	31-0	63	27	0	26	240	8.6	23
Gordon, Eddy	80-81-82-83	107	61	2,270	21.2	343-722	.475			121-255	.475			631	5.9	317-19	96	159	71	111	807	7.5	58
Gottschalk, Bob	72	9				3-10	.300			1-2	.500			2	0.2	3-0					7	0.8	7
Gray, Dion	95	28	10	468	16.7	24-43	.558	0-0	.000	17-35	.486	26	46	72	2.6	49-1	9	26	6	12	65	2.3	11
Green, Bob	75	19				20-61	.328			12-22	.545			22	1.2	25-1	15				52	2.7	11
Green, Garrett	12	34	17	655	19.3	81-140	.579	1-4	.250	40-80	.500	50	106	156	4.6	49-0	19	35	16	10	203	6.0	26
Grisson, David	84	7	0	34	4.9	2-6	.333			2-2	1.000			4	0.6	8-0	1	3	1	0	6	0.9	5
Groves, Carlos	94	22	20	685	31.1	147-301	.488	21-74	.284	87-140	.621	62	80	142	6.5	89-9	27	73	22	32	402	18.3	9
Gwynn, Tony	78-79-80-81	107	61			340-716	.475			245-334	.734			215	2.0	217-6	590				925	8.6	54
Habel, Jerome	07	29	22	852	29.4	137-230	.596	0-1	.000	41-78	.526	66	115	181	6.2	65-2	24	48	41	18	315	10.9	18
Hale, Hilton	78-79	36				72-183	.393			36-52	.692			88	2.4	54-2	52				180	5.0	23
Hamilton, Jason	93-94	33	26	1,104	33.5	95-237	.401	33-67	.493	51-64	.797	34	74	108	3.3	75-2	129	79	5	73	274	8.3	13
Hamilton, Marcus	79-80-81	49	2	612	12.5	50-122	.410			31-55	.564			132	2.7	109-6	30	46	7	27	131	2.7	22
Hamilton, Terrence	91-92-93-94	85	15	1,054	12.4	93-261	.356	12-36	.333	95-140	.679	99	99	198	2.3	128-2	55	69	26	25	293	3.4	21
Hanour, Travis	03-05	21	8	300	14.3	19-66	.288	12-41	.293	9-14	.643	14	44	58	2.8	30-0	20	20	7	6	59	2.8	12
Harge, Ira	84-85	35	3	244	7.0	17-37	.459			13-28	.464			48	1.4	32-0	3	24	10	10	47	1.3	19
Harris, Jimmy	71-72	54				318-710	.448			164-225	.729			176	3.3	159					800	14.8	30
Haupt, Mike	85	24	1	237	9.9	11-32	.344			25-37	.676			29	1.2	27-0	27	28	2	8	47	2.0	19
Hawkins, Rodney	86-87-88	70	59	1,880	26.9	249-470	.530	0-2	.000	138-247	.559			413	5.9	221-11	115	100	68	59	636	9.1	21
Head, Drew	80-81	48	30	761	15.9	80-186	.430			43-84	.512			170	3.5	108-3	30	48	9	14	203	4.2	19
Heath, Brandon	04-05-06-07	125	120	4,275	34.2	749-1,815	.413	281-798	.352	410-524	.782	94	325	419	3.4	219-2	394	393	6	217	2,189	17.5	71
Hemsley, Jeremy	16-17-18-19	134	95	3,632	27.1	483-1,135	.426	153-443	.345	273-406	.672	58	264	322	2.4	267-5	286	260	42	106	1,392	10.4	88
Hoerner, Brett	06-07	17	0	112	6.6	14-28	.500	0-0	.000	8-14	.571	8	13	21	1.2	17-0	1	11	7	2	36	2.1	13
Hoiztel (Montana), Max	17-18	55	10	982	17.9	127-339	.375	93-263	.354	54-70	.771	50	138	188	3.4	97-3	32	44	11	26	401	7.3	34
Holcomb, Randy	01-02	61	61	1,930	31.6	383-812	.472	31-105	.295	205-312	.657	141	340	481	7.9	156-2	97	207	51	48	1,002	16.4	35
Holden, Chris	79-80-81-82	82	38	1,142	13.9	151-341	.443			100-199	.503			316	3.9	165-5	24	99	21	18	402	4.9	38
Holland, Steve	84	27	4	376	13.9	41-92	.446			18-34	.529			42	1.6	42-0	32	40	1	15	100	3.7	14
Honaker, Kevin	89-90	43	0	147	3.4	12-38	.316	7-25	.280	8-15	.533	4	8	12	0.3	16-0	5	6	0	9	39	0.9	16
Honz, Mike	74	18				27-71	.380			10-26	.385			48	2.7	20-0	18				64	3	

Division I Era Statistics



MOUNTAIN WEST-RECORD 14-TIME CONFERENCE CHAMPIONS

Player	GP	GS	Min	Avg	TOTAL		3-PTS		FT-FTA	Pct	REBOUNDS			A	TO	Blk	Stl	Pts	Avg	W					
					FG-FGA	Pct	3FG-FGA	Pct			Off	Def	Tot								Off	Def	Pf-FO		
Knudsen, Craig	74	25			16-46	.348			21-28	.750			51	2.0	25-0	11			53	2.1	7				
Konek, Jeff	84-85	57	25	1,314	23.1	154-339	.454		86-116	.741			111	1.9	137-3	211	136	3	45	394	6.9	36			
Kopicki, Steve	83	7	0	13	1.9	0-1	.000		0-2	.000			3	0.4	3-0	0	1	0	0	0	0.0	6			
Kovacic, Bob	75-76	52			242-551	.439			93-132	.705			277	5.3	141-6	52			577	11.1	27				
Kovacic, Karlo	01-02	45	12	599	13.3	61-175	.349	47-136	.346			18-38	.474	10	46	56	1.2	54-0	27	28	4	12	187	4.2	21
Kramer, Joel	74-76-77-78	99			406-779	.521			137-179	.765			711	7.2	309-23	162			949	9.6	53				
Kruisvyk, Roy	97-98	55	45	1,579	28.7	174-331	.526	0-0	.000	123-232	.530	147	199	346	6.3	129-1	38	91	31	21	471	8.6	25		
Lamb, Chris	06-07-08	38	5	199	5.2	19-32	.594	0-0	.000	3-13	.231	6	19	25	0.7	35-0	9	8	13	4	41	1.1	26		
Lavender, Joe	71	26			115-257	.447			70-110	.636			145	5.6	91				300	11.5	12				
Leary, Ray	74-75-76	76			201-492	.409			60-80	.750			121	1.6	142-5	279			462	6.1	33				
Leonard, Kawhi	10-11	70	69	2,236	31.9	377-840	.449	41-164	.250	195-262	.744	230	486	716	10.2	174-5	156	153	45	98	990	14.1	58		
Lee, Rock	78	27			42-90	.467			16-25	.640			73	2.7	46-1	20			100	3.7	18				
Leech, Steve	71-72	24			22-50	.440			10-15	.667			30	1.3	21				54	2.3	22				
Lewis, James	91	22	1	234	10.6	45-108	.417	9-33	.273	19-25	.760	10	10	20	0.9	25-0	14	17	0	12	118	5.4	10		
Lewis, Jeremy	97	3	0	4	1.3	1-2	.500	0-0	.000	0-0	.000	1	0	1	0.3	0-0	0	2	0	1	2	0.7	3		
Lipscomb, Jeff	73	11			10-23	.435			5-8	.625			15	1.4	7-0	5			25	2.3					
Lowery, Josh	86-87	57	36	1,164	20.4	197-514	.383	39-133	.293	78-124	.629			98	1.7	135-4	100	111	4	36	511	9.0	15		
Mackell, Mike	02-03	63	58	1,608	25.5	291-543	.536	0-0	.000	199-289	.689	143	140	283	4.5	199-17	37	144	14	30	781	12.4	37		
Malovic, Steve	78-79	55			337-609	.553			164-199	.824			484	8.8	192-8	120			838	15.2	34				
Manker, Chris	03-04-05	82	9	1,002	12.2	134-324	.414	58-175	.331	37-59	.627	64	110	174	2.1	102-1	42	62	19	30	363	4.4	36		
Mann, Joe	99-00	53	4	543	10.3	37-90	.411	0-0	.000	34-55	.618	45	73	118	2.2	74-2	6	41	8	11	108	2.0	9		
Marion, Michael	00-01	43	14	552	12.8	64-181	.354	11-59	.186	40-60	.667	28	45	73	1.7	47-0	36	61	12	23	179	4.2	13		
Marlow, Chris	71-72-73	80			144-350	.411			112-168	.667			265	3.3	127				400	5.0	45				
Martens, John	83-84-85-86	71	42	1,670	23.5	203-445	.456			201-285	.705			372	5.2	169-4	97	180	12	54	607	8.5	40		
Martin, Brandon	07	9	0	20	2.2	1-4	.250	0-1	.000	0-0	.000	1	4	5	0.6	0-0	2	1	0	0	2	0.2	6		
Martin, Ron	95-96	57	24	1,058	18.6	135-357	.378	28-90	.311	59-92	.641	61	103	164	2.9	87-0	44	42	7	24	357	6.3	26		
Massey, Arthur	90-91	59	43	1,780	30.2	213-498	.428	53-173	.306	151-201	.751	67	175	242	4.1	123-3	212	122	11	84	630	10.7	25		
Maxwell, Desmond	14	4	0	10	2.5	3-7	.429	2-4	.500	0-0	.000	0	3	3	0.8	0-0	2	0	1	0	8	2.0	4		
McDaniels, Jalen	18-19	67	65	1,870	27.9	338-670	.504	28-94	.298	182-240	.758	141	388	529	7.9	177-6	101	118	35	65	886	13.2	43		
McGrath, Tim	06	14	0	97	6.9	2-16	.125	1-8	.125	4-7	.571	5	10	15	1.1	10-0	5	3	0	2	9	0.6	9		
McKimmey, Paul	80	13	0	123	9.5	21-41	.512			11-15	.733			18	1.4	11-0	8	12	1	0	53	4.1	4		
McKinney, Chris	91	29	19	652	22.5	57-144	.396	12-42	.286	30-51	.588	13	49	62	2.1	45-0	61	49	0	19	156	5.4	13		
McMullen, Mitch	88-89	58	50	1,589	27.4	296-527	.562	0-0	.000	207-356	.581	155	253	408	7.0	208-13	36	126	46	16	799	13.8	24		
McMurray, Chris	72-73	42			255-596	.428			130-169	.769			492	11.7	146-10				640	15.2	26				
McNamara, Brad	73-74	51			221-515	.429			87-109	.798			86	1.7	71-0	93			529	10.4	21				
McNeill, Joe	91-92-93	86	62	2,101	24.4	333-627	.531	0-1	.000	177-300	.590	239	333	572	6.7	249-9	52	145	114	37	843	9.8	23		
Mendoza, Joe	80-81	42	24	799	19.0	133-333	.399			63-87	.724			72	1.7	78-2	69	57	4	34	329	7.8	17		
Mensah, Joel	19-20	36	0	217	6.0	24-59	.407	0-0	.000	8-14	.571	6	30	36	1.0	36-0	1	7	14	5	56	1.6	30		
Mensah, Nathan	19-20-21-22	107	92	2,297	21.5	289-536	.539	1-7	.143	153-250	.612	239	428	667	6.2	288-10	60	108	171	62	732	6.8	80		
Miller, Courtie	90-91-92-93-94	101	57	2,005	19.9	274-619	.443	41-128	.320	302-398	.759	59	92	303	3.0	202-5	109	180	51	49	891	8.8	35		
Mitchell, Matt	18-19-20-21	124	108	3,340	26.9	472-1,075	.439	166-469	.354	361-449	.804	99	465	564	4.5	327-8	224	244	32	129	1,471	11.9	94		
Molle, John	92	27	7	300	11.1	35-110	.318	21-73	.288	10-13	.769	9	24	33	1.2	41-1	11	26	3	7	101	3.7	2		
Monteiro, Todd	7	0	0	18	2.6	0-6	.000			5-9	.556			5	0.7	5-6	2	4	0	2	5	0.7	7		
Moore, Deandre	01-02-03	88	73	2,462	28.0	177-437	.405	84-239	.351	100-164	.610	46	210	256	2.9	235-10	339	171	5	114	538	6.1	50		
Morris, Eddie	80-81-82-83	105	62	2,627	25.0	483-1,098	.440			123-182	.676			306	2.9	290-12	128	144	32	136	1,089	10.4	59		
Murray, Gerald	84-85-87	74	32	1,153	15.6	179-333	.538	0-0	.000	53-97	.546			325	4.4	144-1	28	85	17	31	411	5.6	36		
Narain, Nolan	17-18-19-20	78	2	789	10.1	99-176	.563	10-32	.313	29-55	.527	58	87	145	1.9	130-0	28	55	12	16	237	3.0	56		
Nelson, Chad	94-95-96-97	112	103	3,692	33.0	344-814	.423	122-337	.362	415-519	.800	96	274	370	3.3	232-5	412	266	9	175	1,225	10.9	50		
Northcutt, Russ	8				6-12	.500			0-4	.000			9	1.1	5				12	1.5	8				
O'Brien, JJ	13-14-15	105	104	3,077	29.3	361-751	.481	17-58	.293	150-248	.605	232	270	502	4.8	182-4	177	150	33	106	889	8.5	80		
Okotie, Vincent	99-00	52	30	1,183	22.8	137-335	.409	6-40	.150	110-166	.663	65	122	187	3.6	124-3	59	117	11	30	390	7.5	9		
Owens, Bobby	83-84-85-86	94	29	1,448	15.4	195-451	.432			97-133	.729			121	1.3	157-6	126	143	9	92	487	5.2	52		
Pastorek, Jon	07-08	50	1	377	7.5	31-63	.492	9-26	.346	16-18	.889	25	25	50	1.0	52-0	19	19	6	4	87	1.7	31		
Perez, Ben	16	25	0	249	10.0	27-80	.338	16-60	.267	3-4	.750	6	14	20	0.8	17-0	5	10	5	10	73	2.9	19		
Pete, Jeff	71-72	53			166-407	.408			181-252	.718			249	4.7	103				513	9.7	29				
Plummer, Don	82	29	7	590	20.3	119-234	.509			71-100	.710			107	3.7	69-2	43	57	4	31	309	10.7	20		
Polee II, Dwayne	13-14-15	79	13	1,247	15.8	172-405	.425	62-178	.348	102-146	.699	49	160	209	2.6	113-2	33	67	27	69	508	6.4	62		
Pollard, Mark	88-91-92	31	0	99	3.2	6-14	.429	0-0	.000	5-11	.455	9	14	23	0.7	14-0	3	14	5	2	17	0.5	12		
Pollard, Neal	92	3	0	10	3.3	1-2	.500	0-0	.000	0-2	.000	0	1	1	0.3	1-0	0	0	0	0	2	0.7	1		
Pope, Malik	15-16-17-18	125	69	2,732	21.9	421-910	.463	92-241	.382	177-260	.681	170	466	636	5.1	209-2	122	158	113	59	1,111	8.9	86		
Porter, Will	97-98	28	8	480	17.1	56-158	.354	25-88	.284	15-35	.429	23	29	52	1.9	37-0	10	23	4	14	152	5.4	12		
Powell, Jason	91	5	0	15	3.0	2-7	.286	0-4	.000	0-0	.000	0	6	6	1.2	4-0	1	3	0	0	4	0.8	1		
Pulliam, Trey	20-21-22	91	59	2,248	24.7	230-563	.409	41-132	.311	78-117	.667	33	190	223	2.5	175-1	265	138	6	92	579	6.4	75		
Quinn, Angel	14-15	65	28	1,383	21.3	177-444	.399	82-228	.360	77-108	.713	31	112												

Division I Era Statistics



MOUNTAIN WEST-RECORD 14-TIME CONFERENCE CHAMPIONS

Player	GP	GS	Min	Avg	TOTAL		3-PTS		FT-FTA	Pct	REBOUNDS		PF-FO	A	TO	Blk	Stl	Pts	Avg	W			
					FG-FGA	Pct	3FG-FGA	Pct			Off	Def									Tot	Avg	
Scruggs, John	86-87	57	6	810	14.2	102-217	.470	1-6	.167	42-77	.545	166	2.9	102-2	27	55	2	16	247	4.3	15		
Seiko, Adam	19-20-21-22	117	14	1,971	16.8	129-324	.398	99-263	.376	61-82	.744	20	152	172	1.5	122-0	100	72	1	49	418	3.6	90
Service, John	73	26				48-136	.353			17-27	.630	104	4.0	50-1	24				113	4.3	15		
Sharper, John	03-04-05-06	119	28	2,381	20.0	204-507	.402	166-412	.403	64-77	.831	27	100	127	1.1	154-3	109	99	1	84	638	5.4	63
Shelley, Tyrone	10	30	8	542	18.1	67-154	.435	16-62	.258	32-61	.525	25	80	105	3.5	48-0	25	41	13	37	182	6.1	21
Shelton, Tim	08-09-10-11-12	109	48	2,046	18.8	216-454	.476	18-62	.290	98-171	.573	160	229	389	3.6	209-9	124	85	23	50	548	5.0	85
Shepard, Winston	13-14-15-16	139	101	3,583	25.8	466-1,164	.400	41-169	.243	428-653	.655	217	491	708	5.1	198-2	315	308	47	103	1,401	10.1	104
Shrigley, Matt	14-15-16-17	113	24	2,003	17.7	179-527	.340	138-420	.329	40-59	.678	30	153	183	1.6	146-0	79	65	32	59	536	4.7	85
Singleton, Herman	96	12	0	31	2.6	1-4	.250	0-0	.000	1-3	.333	0	5	5	0.4	3-0	0	2	1	1	3	0.3	9
Sir, Steve	03-04	32	7	453	14.2	52-131	.397	47-118	.398	17-20	.850	6	29	35	1.1	20-0	29	29	0	7	168	5.3	17
Slaughter, Marcus	04-05-06	87	74	2,659	30.6	403-844	.477	17-64	.266	388-530	.732	299	476	775	8.9	248-10	113	206	78	107	1,211	13.9	47
Small, Walter	99-00	35	0	235	6.7	36-85	.424	5-18	.278	21-33	.636	21	24	45	1.3	14-0	10	18	4	2	98	2.8	2
Smith, Brandon	02	31	14	438	14.1	39-67	.582	1-10	.100	24-40	.600	22	45	67	2.2	74-3	66	46	13	34	103	3.3	20
Smith, Bryce	09	13	0	30	2.3	3-8	.375	3-7	.429	0-0	.000	0	2	2	0.2	5-0	0	0	0	1	9	0.7	12
Smith, Chris	72	28				53-107	.495			19-34	.559	45	1.6	53-1						125	4.5	18	
Smith, Keith	82-83	53	51	1,705	32.2	246-555	.443			155-244	.635	129	2.4	138-3	349	176	4	76	647	12.2	37		
Smith, Mark	80-81	44	12	435	9.9	34-102	.333			11-21	.524	33	0.8	46-0	77	42	1	27	79	1.8	17		
Smith, Sid	71	17				20-45	.444			5-12	.417	22	1.3	13						45	2.6	11	
Smith, Tyler	05	28	8	415	14.8	19-48	.396	17-35	.486	7-18	.389	11	35	46	1.6	34-0	33	21	0	7	62	2.2	11
Smith, Virgil	92	28	14	649	23.2	44-128	.344	3-24	.125	38-56	.679	7	46	53	1.9	61-2	113	87	0	26	129	4.6	2
Sohikish, Michael	18-19	23	1	65	2.8	6-18	.333	1-9	.111	5-8	.625	0	4	4	0.2	7-0	7	3	0	4	18	0.8	17
Sormonte, Julien	99	3	0	29	9.7	1-5	.200	0-1	.000	4-9	.444	7	1	8	2.7	0-0	1	5	0	2	6	2.0	1
Spain, Kyle	06-07-08-09	115	95	2,948	25.6	382-912	.419	130-332	.392	336-434	.774	210	386	596	5.2	238-3	133	204	44	137	1,230	10.7	80
Spencer, Skylar	13-14-15-16	144	102	3,100	21.5	227-390	.582	0-0	.000	94-204	.461	269	383	652	4.5	290-5	45	93	303	70	548	3.8	109
Stanley, Willie	72-74-75	39				40-108	.370			15-28	.536			107	2.7	55-1				95	2.4		
Staten, Ryan	12-13-14-15	20	0	43	2.2	5-18	.278	0-2	.000	1-5	.200	3	8	11	0.6	3-0	3	1	1	2	11	0.6	20
Steinly, Neal	88-89-90-91	85	6	553	6.5	37-100	.370	0-1	.000	24-41	.585	41	36	77	0.9	94-2	17	28	8	4	98	1.2	34
Stephens, DeShawn	12-13	68	37	1,375	20.2	162-270	.600	0-0	.000	59-130	.454	145	194	339	5.0	141-3	19	57	27	33	383	5.6	49
Stewart, Dennis	80	23	0	223	9.7	30-93	.323			8-11	.727			27	1.2	30-0	21	25	0	13	68	3.0	4
Stewart, Nelson	90-91-92	42	18	772	18.4	80-169	.473	0-0	.000	52-110	.473	71	103	174	4.1	107-7	25	51	15	19	212	5.0	8
Stokes, Wesley	04	30	28	1,014	33.8	124-338	.367	41-138	.297	74-102	.725	12	57	69	2.3	94-5	175	114	1	49	363	12.1	14
Sund, Alex	89	4	0	12	3.0	1-4	.250	0-0	.000	1-3	.333	3	0	3	0.8	4-0	1	1	0	1	3	0.8	3
Tapley, Chase	10-11-12-13	134	114	3,813	28.5	573-1,247	.460	223-565	.395	157-206	.762	74	335	409	3.1	208-0	303	182	54	187	1,526	11.4	103
Tassielli, Jerry	72	9				4-12	.333			3-4	.750			2	0.2	1-0				11	1.2	7	
Teague, Don	73-74	45				120-330	.364			46-68	.676			113	2.5	77-0	43			286	6.4		
Thames, Xavier	12-13-14	97	91	3,035	31.3	373-949	.393	114-320	.356	372-449	.829	50	235	285	2.9	182-2	316	182	21	120	1,232	12.7	75
Thomas, Malcolm	10-11	71	70	2,189	30.8	298-553	.539	4-17	.235	192-329	.584	198	363	561	7.9	157-2	161	143	127	47	792	11.2	59
Thomas, Matt	05-06-07-08-09	124	28	1,929	15.6	110-327	.336	11-57	.193	110-162	.679	89	150	239	1.9	142-1	142	98	11	100	341	2.8	74
Thompson, Jacobi	97	16	13	442	27.6	50-144	.347	24-71	.338	29-41	.707	22	35	57	3.6	38-1	15	16	1	21	153	9.6	10
Thompson, Vern	90-91	59	40	1,148	19.5	111-281	.395	26-91	.286	34-60	.567	58	90	148	2.5	119-2	85	69	4	21	282	4.8	26
Tibbs, Ted	74	7				2-5	.400			41-58	.707	62	92	154	2.6	119-2	29	47	24	24	217	3.7	45
Tomaic, Joshua	21-22	59	1	823	13.9	80-164	.488	16-51	.314	41-58	.707	62	92	154	2.6	119-2	29	47	24	24	217	3.7	45
Torres, Andre	00-01-03	13	0	16	1.2	0-2	.000	0-1	.000	0-2	.000	0	0	0	0.0	1-0	2	0	0	3	0	0.0	9
Trenkle, Brady	95-97-99	79	3	868	11.0	85-272	.313	56-176	.318	49-75	.653	18	58	76	1.0	123-1	64	61	2	24	275	3.5	27
U'u, Parker	15-16	11	0	23	2.1	2-12	.167	0-7	.000	2-3	.667	3	7	10	0.9	4-0	5	2	0	0	6	0.5	10
Velasquez, David	07	4	0	4	1.0	0-2	.000	0-2	.000	0-0	.000	0	0	0	0.0	0-0	0	0	0	1	0	0.0	2
Vieira, Brian	82	6	0	7	1.1	0-2	.000			1-2	.500			4	0.7	1-0	1	1	0	0	1	0.2	5
Visnjic, Josko	98	28	16	720	25.7	77-252	.306	55-179	.307	55-66	.833	18	51	69	2.5	70-1	25	60	8	22	264	9.4	13
Waide, Lorenzo	07-08-09	92	73	2,911	31.6	448-977	.459	64-212	.302	240-341	.704	92	351	443	4.8	202-2	275	241	72	125	1,200	13.0	60
Walker, Ty	88	18	5	294	16.3	26-57	.456	18-39	.462	10-13	.769	2	24	26	1.4	25-1	20	27	1	6	80	4.4	7
Walters, Chris	93-94	57	57	1,638	28.7	159-412	.386	56-165	.339	90-139	.647	53	89	142	2.5	99-0	106	93	21	55	464	8.1	20
Walton, Chris	01-02-03-05	110	46	2,286	20.8	219-510	.429	42-132	.318	85-136	.625	113	257	370	3.4	265-5	163	170	38	67	565	5.1	54
Ward, David	82-83	23	0	91	4.0	8-25	.320			8-14	.571			33	1.4	15-0	1	9	2	1	24	1.0	19
Wardrop, Ben	01-02-03-04	40	2	100	2.5	6-25	.240	3-10	.300	0-0	.000	6	12	18	0.5	17-1	10	9	1	2	15	0.4	24
Watson, Anthony	83-84-85-86	110	93	3,330	30.3	702-1,576	.445			331-446	.742												

Division I Conference Stat Leaders



MOUNTAIN WEST-RECORD 14-TIME CONFERENCE CHAMPIONS

Individual

Scoring (All Games)

Year	Name	Gms.	Pts.
01-02	Randy Holcomb	33	558
05-06	Brandon Heath	33	607
11-12	Jamaal Franklin	32	557

Scoring Average (All Games)

Year	Name	Gms.	Pts.	PPG
78-79	Kim Goetz	26	532	20.5
85-86	Anthony Watson	28	630	22.5
05-06	Brandon Heath	33	607	18.4
11-12	Jamaal Franklin	32	557	17.4

Scoring Average (Conference)

Year	Name	Gms.	Pts.	PPG
78-79	Kim Goetz	26	532	20.5
85-86	Anthony Watson	28	630	22.5
05-06	Brandon Heath	33	607	18.4
11-12	Jamaal Franklin	32	557	17.4

Rebounds (All Games)

Year	Name	Gms.	Rebs.
01-02	Randy Holcomb	33	296
05-06*	Marcus Slaughter	30	329
09-10	Kawhi Leonard	34	336
10-11	Kawhi Leonard	36	380

Rebounds (Conference)

Year	Name	Gms.	Rebs.
10-11	Kawhi Leonard	16	190

Rebound Average (All Games)

Year	Name	Gms.	Rebs.	RPG
80-81	Michael Cage	27	355	13.1
82-83	Michael Cage	28	354	12.6
83-84	Michael Cage	28	352	12.6
84-85	Leonard Allen	31	252	8.1
01-02	Randy Holcomb	33	296	9.0
05-06*	Marcus Slaughter	30	329	11.0
09-10	Kawhi Leonard	34	336	9.9
10-11	Kawhi Leonard	36	380	10.6

Rebound Average (Conference)

Year	Name	RPG
80-81	Michael Cage	12.2
82-83	Michael Cage	11.0
83-84	Michael Cage	12.4
85-86	Steffond Johnson	9.2
90-91	Marty Daw	9.8
05-06	Marcus Slaughter	10.9
10-11	Kawhi Leonard	11.9

Offensive Rebounds (All Games)

Year	Name	Gms.	OR
02-03	Aerick Sanders	30	103
03-04	Aerick Sanders	30	142
05-06	Marcus Slaughter	30	124
07-08	Billy White	33	74
09-10	Kawhi Leonard	34	119
10-11	Kawhi Leonard	36	111

Offensive Rebounds (Conference)

Year	Name	Gms.	OR
01-02	Mike Mackell	14	39
02-03	Aerick Sanders	14	44
03-04	Aerick Sanders	14	71
07-08	Billy White	16	41
09-10	Kawhi Leonard	16	57

Defensive Rebounds (All Games)

Year	Name	Gms.	DR
01-02	Randy Holcomb	33	208
10-11	Kawhi Leonard	36	269
12-13	Jamaal Franklin	33	256

Defensive Rebounds (Conference)

Year	Name	Gms.	DR
05-06	Marcus Slaughter	16	110
10-11	Kawhi Leonard	16	131
12-13	Jamaal Franklin	16	117

Assist Average (All Games)

Year	Name	Gms.	Ass.	Avg.
78-79	Tony Gwynn	27	153	5.7
79-80	Tony Gwynn	27	221	8.2
81-82	Keith Smith	29	212	7.3
82-83	Keith Smith	24	137	5.7
84-85	Creon Dorsey	31	171	5.5
19-20	Malachi Flynn	32	163	5.1

Assist Average (Conference)

Year	Name	Gms.	Ass.	Avg.
00-01	Deandre Moore	12	59	4.92

FG Percentage (All Games)

Year	Name	FG Pct.
08-09	Billy White	66.3
09-10	Billy White	58.3

FG Percentage (Conference)

Year	Name	FG Pct.
84-85	Leonard Allen	59.4
08-09	Billy White	77.1
09-10	Malcolm Thomas	57.6

3-Point Field Goals (All Games)

Year	Name	3FGs
86-87	Tony Ross	104
87-88	Tony Ross	100
05-06	Brandon Heath	98
20-21	Jordan Schakel	82

3-Point Field Goals (Conference)

Year	Name	3FGs
05-06	Brandon Heath	54
20-21	Jordan Schakel	55

3-Point FG Percentage (All Games)

Year	Name	3FG Pct.
92-93	Jason Hamilton	50.0
20-21	Jordan Schakel	46.6

3-Point FG Percentage (Conference)

Year	Name	3FG Pct.
20-21	Jordan Schakel	49.1

FT Percentage (All Games)

Year	Name	FT Pct.
97-98	Jason Richey	85.7
05-06	Brandon Heath	84.9

FT Percentage (Conference)

Year	Name	FT Pct.
11-12	Xavier Thames	90.7
19-20	Malachi Flynn	91.7

Steals (All Games)

Year	Name	Gms.	Stls.	SPG
92-93	Jason Hamilton	26	55	2.12
98-99	Matt Watts	25	65	2.60
03-04	Wesley Stokes	30	49	1.63
04-05	Brandon Heath	29	63	2.17
06-07	Richie Williams	33	69	2.09
08-09	Richie Williams	36	77	2.14
13-14	Xavier Thames	36	59	1.64
19-20	Malachi Flynn	32	56	1.75

Steals Average (All Games)

Year	Name	Gms.	Stls.	SPG
08-09	Richie Williams	36	77	2.14
13-14	Xavier Thames	36	59	1.64

Steals (Conference)

Year	Name	Gms.	Stls.
04-05	Brandon Heath	14	31
08-09	Richie Williams	16	36
13-14	Xavier Thames	18	31

Steals Average (Conference)

Year	Name	Gms.	Stls.	SPG
04-05	Brandon Heath	14	31	2.21
08-09	Richie Williams	16	36	2.25
13-14	Xavier Thames	18	31	1.72

Blocks (All Games)

Year	Name	Gms.	Blk	Avg.
21-22	Nathan Mensah	32	71	2.21

Blocks (Conference)

Year	Name	Gms.	Blk	Avg.
21-22	Nathan Mensah	17	33	1.94

Assist-TO Ratio (All Games)

Year	Name	Ass.	TO	Ratio
00-01	Deandre Moore	124	56	2.21
17-18	Trey Kell	114	44	2.59
19-20	Malachi Flynn	163	57	2.86
20-21	Trey Pulliam	96	41	2.34

Assist-TO Ratio (Conference)

Year	Name	Ass.	TO	Ratio
00-01	Deandre Moore	59	21	2.81
10-11	D.J. Gay	58	15	3.87
17-18	Trey Kell	72	22	3.27
19-20	Malachi Flynn	85	33	2.58

Minutes Played (All Games)

Year	Name	Gms.	Min.	Avg.
11-12	Xavier Thames	34	1,157	34.03

Team

All Games

Category	Season	No.
Scoring	1984-85	80.4
	1985-86	74.7
	1984-85	+8.1
	2013-14	+13.3
	2015-16	+7.9
Scoring Margin	1984-85	+8.1
	2013-14	+13.3
	2015-16	+7.9
	2019-20	+15.4
	2020-21	+12.5
Scoring Defense	2008-09	59.6
	2009-10	61.8
	2010-11	59.2
	2013-14	57.0
	2014-15	53.9
3-Point FG Percentage	2015-16	60.6
	2016-17	62.5
	2017-18	67.9
	2019-20	59.5
	2020-21	61.3
3-Point FG Pct. Defense	2010-11	39.6
	2013-14	38.6
	2014-15	38.4
	2015-16	37.3
	2016-17	38.8
Free-Throw Percentage	2017-18	41.7
	2019-20	38.7
	2021-22	38.4
	2020-21	37.4
	2010-11	31.9
Rebound Margin	1983-84	+5.7
	1984-85	+3.8
	2002-03	+4.9
	2009-10	+6.5
	2010-11	+6.8
Defensive Rebounding	2015-16	+5.5
	2009-10	30.4
	2010-11	31.0
	2002-03	12.77
	2003-04	13.57
Offensive Rebounding	2008-09	12.11
	2010-11	12.76
	2013-14	13.05
	2009-10	40.2
	2010-11	38.2
Assists	2013-14	36.7
	2015-16	34.1
	2001-02	472
	2003-04	246
	2008-09	287
Steals	2013-14	274
	2020-21	219
	2021-22	239
	2003-04	8.20
	2006-07	8.21
Steal Average	2008-09	7.97
	2013-14	7.61

2020-21	8.11
2021-22	7.47
Assist-To-Turnover Ratio	2019-20 +1.4
	2020-21 +1.3
Turnover Margin	1995-96 +2.3
	2013-14 +3.8
	2019-20 +3.4
	2020-21 +3.9
Blocked Shot Average	2016-17 5.00
	2021-22 4.75

Conference Games

Category	Season	No.
Scoring Offense	1981-82	69.0
	1985-86	73.9
	2005-06	77.9
Scoring Margin	2005-06	+8.1
	2015-16	+10.6
	2019-20	+12.7
Scoring Defense	2021-22	+9.2
	2008-09	62.8
	2010-11	59.2
3-Point FG Percentage	2013-14	59.9
	2014-15	52.7
	2015-16	59.9
	2016-17	63.2
	2017-18	70.1
3-Point FG Pct. Defense	2019-20	61.0
	2021-22	58.1
	*2019-20	47.1
	2006-07	42.8
	2010-11	39.1
Free-Throw Percentage	2014-15	38.5
	2015-16	37.8
	2016-17	38.5
	2019-20	39.8
	2021-22	37.4
Rebound Offense	*2005-06	41.0
	2010-11	28.5
	2020-21	39.5
	2021-22	37.3
	2013-14	30.6
Rebound Defense	2015-16	

National Postseason Tournaments



MOUNTAIN WEST-RECORD 14-TIME CONFERENCE CHAMPIONS

14 Division I NCAA Appearances (6-14)

Year	Date	Region	Round	Site	SDSU Seed	Opp. Seed	Opp. NR	Opponent	Result	Score
1975	March 14	West	First	Tempe, Ariz. (Univ. Activity Center)	--	--	17	UNLV	L	80-90
1976	March 13	West	First	Eugene, Ore. (McArthur Court)	--	--	6	UCLA	L	64-74
1985	March 14	West	First	Salt Lake City, Utah (Special Events Center)	--	4	9	UNLV	L	80-85
2002	March 15	Midwest	First	Chicago, Ill. (United Center)	13	4	13	Illinois	L	64-93
2006	March 16	Oakland	First	Salt Lake City, Utah (Huntsman Center)	11	6	--	Indiana	L	83-87
2010	March 18	Midwest	First	Providence, R.I. (Dunkin' Donuts Center)	11	6	15/14	Tennessee	L	59-62
2011	March 17	West	Second	Tucson, Ariz. (McKale Center)	2	15	--	No. Colorado	W	68-50
	March 19	West	Third	Tucson, Ariz. (McKale Center)	2	7	--	Temple	2ot-W	71-64
	March 24	West	Sweet 16	Anaheim, Calif. (Honda Center)	2	3	9/8	Connecticut	L	67-74
2012	March 16	Midwest	Second	Columbus, Ohio (Nationwide Arena)	6	11	--	N.C. State	L	65-79
2013	March 22	South	Second	Philadelphia, Pa. (Wells Fargo Center)	7	10	--	Oklahoma	W	70-55
	March 24	South	Third	Philadelphia, Pa. (Wells Fargo Center)	7	15	--	Fla. Gulf Coast	L	71-81
2014	March 20	West	Second	Spokane, Wash. (Spokane Veterans Memorial Arena)	4	13	--	N.M. State	ot-W	73-69
	March 22	West	Third	Spokane, Wash. (Spokane Veterans Memorial Arena)	4	12	--	N.D. State	W	63-44
	March 27	West	Sweet 16	Anaheim, Calif. (Honda Center)	4	1	4/5	Arizona	L	64-70
2015	March 20	South	Second	Charlotte, N.C. (Time Warner Cable Arena)	8	9	--	St. John's	W	76-64
	March 22	South	Third	Charlotte, N.C. (Time Warner Cable Arena)	8	1	4/5	Duke	L	49-68
2018	March 15	West	First	Wichita, Kan. (INTRUST Bank Arena)	11	6	21/19	Houston	L	65-67
2021	March 19	Midwest	First	Indianapolis, Ind. (Hinkle Fieldhouse)	6	11	--	Syracuse	L	62-78
2022	March 17	Midwest	First	Fort Worth, Texas (Dickies Arena)	8	9	--	Creighton	ot-L	69-72

* Recaps and box scores on pages 198-205.

Six Division I Postseason NIT Appearances (8-6)

Year	Date	Round	Site	Opponent	Result	Score
1982	March 12	First	San Diego, Calif. (Sports Arena)	UC Irvine	L	69-70
2003	March 19	First	San Diego, Calif. (Cox Arena)	UC Santa Barbara	ot-W	67-62
	March 21	Second	Lubbock, Texas (United Spirit Arena)	at Texas Tech	L	48-57
2007	March 14	First	Springfield, Mo. (Hammons Student Center)	at Missouri State	W	74-70
	March 19	Second	Syracuse, N.Y. (Carrier Dome)	at Syracuse	L	64-80
2008	March 19	First	Gainesville, Fla. (O'Connell Center)	at Florida	L	49-73
2009	March 17	First	San Diego, Calif. (Cox Arena)	Weber State	W	65-49
	March 20	Second	San Diego, Calif. (Jenny Craig Pavilion)	Kansas State	W	70-52
	March 25	Quarterfinals	San Diego, Calif. (Cox Arena)	Saint Mary's	W	70-66
	March 31	Semifinals	New York, N.Y. (Madison Square Garden)	vs. Baylor	L	62-76
2016	March 16	First	San Diego, Calif. (Viejas Arena)	IPFW	W	79-55
	March 21	Second	San Diego, Calif. (Viejas Arena)	Washington	W	93-78
	March 23	Quarterfinals	San Diego, Calif. (Viejas Arena)	Georgia Tech	W	72-56
	March 29	Semifinals	New York, N.Y. (Madison Square Garden)	George Washington	L	46-65

* Recaps and box scores on pages 198-205.

Three Division II NCAA Appearances (5-3) | Two Quarterfinal Appearances (1957, 1967)

Year	Date	Round	Site	Opponent	Result	Score
1957	March 2	First	San Diego, Calif.	Chapman	W	75-56
	March 9	Second	Denver, Colo.	at Regis (Colo.)	W	81-78
	March 13	Quarterfinals	Evansville, Ind.	vs. Cal State Los Angeles	L	55-57
1967	March 10	Sub-Regional	San Diego, Calif.	Portland State	W	101-73
	March 11	Region Champ.	San Diego, Calif.	Regis (Colo.)	W	81-78
	March 15	Quarterfinals	Evansville, Indiana	vs. Illinois State	3ot-L	76-77
1968	March 8	Sub-Regional	San Diego, Calif.	UC Irvine	L	69-78
	March 9	Regional Cons.	San Diego, Calif.	UC Davis	W	79-72

Six NAIA Appearances (15-5) | 1941 National Champions | Three Title Game Appearances

Year	Date	Round	Site	Opponent	Result	Score
1939	March 14	First	Kansas City, Mo.	Northern State (S.D.)	W	49-25
	March 15	Second	Kansas City, Mo.	East Texas State	W	41-36
	March 16	Quarterfinals	Kansas City, Mo.	Manchester	W	49-41
	March 17	Semifinals	Kansas City, Mo.	Peru State (Neb.)	W	49-29
	March 18	Finals	Kansas City, Mo.	Southwest College (Kan.)	L	31-32
1940	March 12	First	Kansas City, Mo.	East Central State (Okla.)	W	36-35
	March 13	Second	Kansas City, Mo.	Appalachian State (N.C.)	W	48-46
	March 14	Quarterfinals	Kansas City, Mo.	Pittsburg State (Kan.)	W	32-30
	March 15	Semifinals	Kansas City, Mo.	Delta State (Miss.)	W	30-28
	March 16	Finals	Kansas City, Mo.	Tarkio College (Mo.)	L	42-52
1941	March 11	First	Kansas City, Mo.	Montana State	W	46-29
	March 12	Second	Kansas City, Mo.	Culver Stockton (Mo.)	ot-W	46-41
	March 13	Quarterfinals	Kansas City, Mo.	Texas Wesleyan	W	44-42
	March 14	Semifinals	Kansas City, Mo.	West Texas State	W	43-40
	March 15	Finals	Kansas City, Mo.	Murray State	W	36-34
1942	March 10	First	Kansas City, Mo.	Chadron State (Neb.)	W	39-36
	March 11	Second	Kansas City, Mo.	Bemidji State	L	32-41
1954	March 1	First	Pasadena, Calif.	Pasadena Nazarene	L	87-90
1956	March 13	First	Kansas City, Mo.	Alderson-Broadus	W	77-64
	March 14	Second	Kansas City, Mo.	Gustavus Adolphus	L	60-69

SDSU NCAA Division I Tournament Records

Most Points

83, vs. Indiana, March 16, 2006

Most Field Goals

35, vs. UNLV, March 14, 1975

Most Field Goals Attempted

73, vs. UCLA, March 13, 1976

Highest FG Percentage

56.4, vs. Indiana, March 16, 2006

Most Three-Point FG

11, vs. Syracuse, March 19, 2021

Most Three-Point FGA

40, vs. Syracuse, March 19, 2021

Highest Three-Point FG Pct.

55.6, vs. Indiana, March 16, 2006

Most Free Throws

21, vs. Houston, March 15, 2018;
vs. New Mexico State, March 20, 2014

Most Free Throws Att.

35, vs. Houston, March 15, 2018

Highest Free-Throw Pct.

100.0, vs. Temple, March 19, 2011

Total Rebounds

53, vs. UNLV, March 14, 1975

Assists

21, vs. UNLV, March 14, 1985

Blocked Shots

9, vs. New Mexico State, March 20, 2014

INTRODUCTION

COACHES & STAFF

PLAYERS

2021-22 REVIEW

RECORDS

HISTORY

UNIVERSITY

AZTEC BASKETBALL MEDIA GUIDE

National Postseason Tournaments



MOUNTAIN WEST-RECORD 14-TIME CONFERENCE CHAMPIONS

1975 NCAA Tournament (First Round)

No. 17 UNLV 90, San Diego State 80
March 15, 1975 • Tempe, Ariz.
University Activity Center • Att.: NA

TEMPE, Ariz. -- SDSU's first postseason game at the Division I level nearly produced an upset, but UNLV hung on for a 90-80 victory in the first round of the NCAA tournament.

The Aztecs received a game-high 25 points from Will Connelly and a double-double from Ray Leary, who added 10 points and a game-high 11 assists. San Diego State also tallied a double-double from Steve Copp, who pulled down a game-high 17 rebounds to go along with 16 points.

Eddie Owens and Ricky Sobers led UNLV with 21 points each and Lewis Brown posted 18 points and 12 rebounds.

UNLV forced 22 turnovers and SDSU struggled from the free-throw line, converting just 10-of-25 attempts, allowing the Rebels to advance to the next round.

SDSU	FG	FT	REB	PF	TP	A	TO	B	ST	MP
Copp	5-10	6-11	17	4	16	2	4	0	0	35
Kovach	5-11	0-2	5	3	10	1	2	0	1	33
Connelly	12-22	1-4	12	2	25	0	3	2	0	39
Bunting	2-9	0-0	5	4	4	2	5	0	0	30
Leary	5-9	0-0	1	5	10	11	5	0	0	31
Delsman	2-3	2-5	2	0	6	2	2	0	0	10
Green	3-4	1-2	3	1	7	0	1	0	3	5
Earle	0-2	0-0	2	4	0	0	0	0	0	13
Contreras	1-1	0-0	0	0	2	1	0	0	0	2
Welshans	0-0	0-1	2	1	0	0	0	0	0	2
Team			4							
Totals	35-71	10-25	53	24	80	19	22	2	4	200
	49.3	40.0								

UNLV	FG	FT	REB	PF	TP	A	TO	B	ST	MP
Robinson	4-11	1-3	8	2	9	2	3	2	1	34
Gondrezick	4-11	0-0	4	5	8	1	0	0	0	18
Brown	9-14	0-1	12	4	18	0	1	3	2	30
Owens	10-15	1-4	8	2	21	0	4	0	4	31
Sobers	7-16	7-8	2	4	21	4	2	0	3	37
Batts	2-4	2-3	2	5	6	1	0	0	1	19
Smith	3-6	1-2	1	1	7	1	0	0	0	24
Milke	0-1	0-0	1	0	0	0	1	0	1	4
Porter	0-1	0-1	1	0	0	0	0	0	0	2
Freeman	0-0	0-0	1	1	0	0	1	0	0	1
Team			3							
Totals	39-79	12-22	43	24	90	9	12	5	12	200
	49.4	54.5								

Score By Periods	1	2	Total
San Diego State	43	37	- 80
UNLV	48	42	- 90

Officials: Brown and Crowell.

1976 NCAA Tournament (First Round)

No. 6 UCLA 74, San Diego State 64
March 13, 1976 • Eugene, Ore.
McArthur Court • Att.: 9,100

EUGENE, Ore. -- Richard Washington, a 1976 second-team All-American, and Marques Johnson, the 1977 player of the year, combined for 44 points as UCLA defeated SDSU, 74-64, in the first round of the NCAA tournament.

The Aztecs gave the Bruins a game, trailing by just three points at intermission and using a 12-4 run to close to within eight with just under four minutes left.

SDSU's Academic All-American Steve Copp led the Aztecs with 20 points and 11 rebounds. Bob Kovach (11), Will Connelly (11) and Allen Bunting (10) also scored in double figures for the Aztecs. Washington led all scorers with 25 points for UCLA.

The Bruins used a stifling defense to hold SDSU to 34.2 percent shooting, but the Aztecs converted 14 of 19 free-throw opportunities. SDSU forced 19 UCLA turnovers, while limiting their own to only 11.

SDSU	FG	FT	REB	PF	TP	A	TO	B	ST	MP
Leary	3-7	0-0	1	1	6	4	3	0	0	25
Earle	0-2	0-0	1	1	0	0	1	0	0	4
Delsman	2-4	0-0	2	3	4	2	1	0	1	18
Brown	0-0	0-0	1	0	0	0	0	0	0	1
Copp	8-19	4-5	11	3	20	0	1	1	1	38
Dodd	0-0	0-0	0	0	0	0	0	0	0	1
Kovach	3-11	5-8	6	3	11	1	1	0	1	34
Connelly	5-14	1-2	9	3	11	0	0	0	0	38
Kramer	1-3	0-0	0	0	2	0	0	0	0	5
Bunting	3-13	4-4	5	3	10	2	4	1	0	36
Team			4							
Totals	25-73	14-19	40	17	64	9	11	2	3	200
	34.2	73.7								

UCLA	FG	FT	REB	PF	TP	A	TO	B	ST	MP
Townsend	3-6	0-0	0	2	6	2	1	0	2	33
Washington	10-15	5-5	8	3	25	4	5	1	0	36
Vroman	0-0	0-0	2	2	0	0	1	0	0	4
Greenwood	1-3	2-2	3	4	4	1	3	0	1	22
Drollinger	2-4	0-0	7	4	4	1	1	0	0	14
Spillane	1-2	0-0	1	2	2	1	1	0	0	10
McCarter	4-9	2-5	5	0	10	2	1	1	2	38
Olinde	0-0	0-0	0	0	0	0	1	0	0	1
Johnson	7-9	5-6	9	4	19	2	4	4	1	35
Smith	2-7	0-0	1	1	4	1	1	0	0	7
Team			8							
Totals	30-55	14-18	44	22	74	14	19	6	6	200
	54.5	77.7								

Score By Periods	1	2	Total
San Diego State	32	32	- 64
UCLA	35	39	- 74

Officials: Fouty, Dreih.

1982 NIT (First Round)

UC Irvine 70, San Diego State 69
March 12, 1982 • San Diego, Calif.
San Diego Sports Arena • Att.: 8,114

SAN DIEGO -- San Diego State's rally from an 11-point second-half deficit fell short as UC Irvine claimed a 70-69 victory in the first round of the NIT.

The Aztecs, who never led after the opening five minutes of the game, trailed 63-55 with eight minutes remaining before an 11-4 run cut the deficit to 67-66 with 2:49 remaining. SDSU trailed 70-69 and had an opportunity to win, but Don Plummer was unable to convert on a 21-foot jumper at the buzzer.

Plummer led the Aztecs with 19 points and added seven rebounds. Keith Smith had eight points while dishing out 13 assists for San Diego State.

The Anteaters shot 60.9 percent from the field while holding SDSU to only 43.7 percent shooting. However, the Aztecs countered with an aggressive defense that led to 13 steals and 19 UCI turnovers. SDSU also outrebounded the Anteaters 36-30, but only managed to shoot 7 of 13 from the line.

UCI	FG	FT	REB	PF	TP	A	TO	B	ST	MP
Rainer	1-4	5-6	4	1	7	2	4	0	0	31
McDonald	2-8	2-2	7	3	6	2	2	0	0	29
Magee	9-12	2-4	5	0	20	0	4	0	1	23
Fuller	5-7	4-6	3	4	14	7	5	0	2	40
Whieldon	9-10	0-1	3	2	18	5	2	1	1	39
Thornton	2-3	1-2	6	4	5	0	1	0	0	20
Crossley	0-2	0-0	0	2	0	2	1	0	0	18
Team			2							
Totals	28-46	14-21	30	16	70	18	19	1	4	200
	60.9	66.7								

SDSU	FG	FT	REB	PF	TP	A	TO	B	ST	MP
Morris	3-10	3-4	2	3	9	1	1	0	2	21
Cage	5-10	0-0	9	2	10	0	1	1	1	40
Allen	1-1	0-0	0	0	2	0	0	0	0	7
Smith	3-12	2-4	0	4	8	13	5	0	3	38
Jones	6-16	1-3	5	3	13	2	1	1	1	36
Gordon	4-4	0-1	6	1	8	1	1	0	5	22
Caldwell	0-1	0-0	0	1	0	0	0	0	0	2
Plummer	9-16	1-1	7	3	19	1	3	0	0	27
Garwood	0-1	0-0	1	0	0	2	0	1	4	4
Holden	0-0	0-0	1	1	0	0	0	0	0	3
Team			4							
Totals	31-71	7-13	36	19	69	18	14	2	13	200
	43.7	53.8								

Score By Periods	1	2	Total
UC Irvine	46	24	- 70
San Diego State	40	29	- 69

Officials: Bosone, Sitov, White.

1985 NCAA Tournament (First Round)

No. 9 UNLV 85, San Diego State 80
March 14, 1985 • Salt Lake City, Utah
Special Events Center • Att.: 7,351

SALT LAKE CITY -- SDSU made a late run at No. 9 UNLV but did not have enough firepower to overcome a 10-point halftime deficit as the Rebels earned an 85-80 victory in the first round of the NCAA tournament.

The Aztecs trailed by as many as 13 in the first half, but tied the game at 56 with under 10 minutes remaining. UNLV rebuilt the lead but SDSU did not give in to the more athletic Rebels as it cut the deficit to three, when Anthony Watson hit a jumper with 1:02 left. The Aztecs were forced to foul down the stretch and UNLV knocked down the free throws to secure the victory.

Leonard Allen poured in a game-high 23 points for SDSU and Anthony Watson scored 19. Forwards Michael Kennedy and John Martens also cracked double-fig-

ures as they added 11 points apiece.

The Rebels were led by Armon Gilliam, who posted 21 points and 10 rebounds. Ritchie Adams, the Rebels' leading scorer on the season, was saddled with foul trouble from the start of the game and finished with 10 points in only 23 minutes of action.

SDSU	FG	FT	REB	PF	TP	A	TO	B	ST	MP
Kennedy	5-8	1-3	8	3	11	0	1	1	0	29
Martens	4-8	3-4	2	4	11	0	4	0	0	28
Allen	8-10	7-10	9	4	23	0	0	4	3	36
Watson	9-15	1-4	3	5	19	6	4	0	2	33
Dorsey	0-3	2-4	6	3	2	8	4	0	0	31
Konek	1-5	3-4	3	4	5	7	3	0	0	20
Owens	2-3	0-0	0	0	4	0	1	0	1	8
Ross	2-4	1-1	3	1	5	0	1	1	0	8
Murray	0-0	0-0	0	1	0	0	0	0	0	7
Team			5							
Totals	31-56	18-30	39	25	80	21	18	6	6	200
	55.4	60.0								

UNLV	FG	FT	REB	PF	TP	A	TO	B	ST	MP
James	3-8	4-4	2	3	10	4	3	0	1	27
Gilliam	7-12	7-12	10	2	21	2	2	1	2	31
Adams	4-11	2-2	4	4	10	0	0	2	2	23
Jones	9-13	0-1	4	3	18	4	2	1	1	34
Banks	2-7	4-5	5	1						

National Postseason Tournaments



MOUNTAIN WEST-RECORD 14-TIME CONFERENCE CHAMPIONS

2003 NIT

(First Round)

San Diego State 67, UC Santa Barbara 62 (ot)
March 19, 2003 • San Diego, Calif.
Cox Arena at Aztec Bowl • Att.: 5,390

SAN DIEGO -- SDSU needed overtime to win its first Division I postseason game, claiming a 67-62 NIT first-round victory over UC Santa Barbara.

Tony Bland, who became the third Aztec player to reach 1,000 points in just two seasons, sent the game into extra time by going the length of the floor to hit a bank shot with 1.9 seconds left. Then with 1:15 left in overtime, Tommy Johnson put SDSU ahead for good at 63-60 with a 3-pointer as the Aztecs closed the game with a 13-2 run.

In its sixth postseason appearance in 33 years at the Division I level, the Aztecs overcame their largest halftime deficit of the season (32-22) snapping a three-game losing streak, limiting UCSB to just 62 points and 42.6 percent shooting.

After a dunk by Evan Burns with 5:58 left in the first half, UCSB closed out the opening period with a 14-1 run to take a 10-point lead into the half. The Gauchos scored the first basket of the second half before Bland jump started the Aztecs with a free throw and layup to start a 10-0 run.

The game was tied at 50 with five minutes left and both teams buckled down defensively.

The Gauchos scored the first six points of overtime before SDSU's game-ending run, which included six straight Mike Mackell points to tie the game at 60 and set up Johnson's heroics.

UCSB	MP	FG	3FG	FT	R	F	A	TO	B	S	TP
Hull	39	10-19	5-9	3-3	5	3	3	2	0	3	28
Cook	23	2-4	0-0	0-0	3	2	1	1	0	2	4
Jones	35	6-13	0-3	0-0	4	3	1	3	0	1	12
Atako	32	0-4	0-1	0-0	2	1	6	2	0	0	0
Fullove	23	2-7	1-3	0-0	3	3	1	5	0	1	5
Brown	24	3-7	0-0	0-0	3	0	0	1	0	0	6
Davis	14	0-2	0-1	1-2	3	0	1	0	0	1	1
Ward	13	1-1	0-0	0-0	2	2	3	0	0	1	2
Whitehead	22	2-4	0-0	0-0	3	3	0	1	0	1	4
Team					3						
Totals	225	26-61	6-17	4-5	31	17	16	15	0	10	62

SDSU	MP	FG	3FG	FT	R	F	A	TO	B	S	TP
Burns	34	4-7	0-1	4-4	9	1	3	5	2	2	12
Sanders	27	2-4	0-0	0-0	4	4	1	0	0	0	4
Mackell	38	3-9	0-0	3-5	3	0	2	4	0	1	9
Moore	36	1-5	0-3	2-2	9	3	2	1	0	0	4
Bland	35	7-16	0-4	3-6	3	0	2	1	2	1	17
Johnson	25	3-4	1-2	3-4	4	3	1	2	2	2	10
Sir	19	2-6	2-6	0-0	1	1	1	3	0	0	6
Sharper	7	1-2	1-2	0-0	1	0	1	0	0	0	3
Manker	4	1-1	0-0	0-0	2	0	0	0	0	0	2
Team											
Totals	225	24-54	4-18	15-21	36	12	13	16	6	6	67

Halftime: UCSB 32, SDSU 22. **FG %:** SDSU 44.4, UCSB 42.6. **3FG%:** SDSU 35.3, UCSB 22.2. **FT%:** SDSU 80.0, UCSB 71.4. **Officials:** Tom Wood, Don McAllister, Mike Reed. **Technical:** None.

2003 NIT

(Second Round)

Texas Tech 57, San Diego State 48
March 21, 2003 • Lubbock, Texas
United Spirit Arena • Att.: 7,848

LUBBOCK, Texas -- Robert Tomaszek scored 14 points as Texas Tech beat SDSU, 57-48, in the second round of NIT.

Texas Tech led by 14 points in the first half but SDSU trailed by just one, 46-45, with 6:41 remaining. The Aztecs had a chance to take the lead but Tony Bland missed a layup with 6:14 left after he stole the ball from Kasib Powell and took it the length of the court.

San Diego then went scoreless for nearly five minutes before Evan Burns hit a 3-pointer from the right corner with 1:47 remaining in the game.

Powell scored 12 points, and Will Chavis and Andre Emmett - the Big 12's leading scorer - added nine each.

Deandre Moore scored 11 points and Mike Mackell added 10 to lead the Aztecs.

SDSU	MP	FG	3FG	FT	R	F	A	TO	B	S	TP
Burns	32	2-8	1-4	0-0	6	0	1	2	1	2	5
Sanders	25	1-3	0-0	0-0	5	3	0	1	0	0	2
Mackell	29	3-6	0-0	4-8	6	5	0	3	0	0	10
Moore	34	4-9	3-5	0-0	6	3	8	2	0	0	11
Bland	33	3-15	0-2	3-4	3	2	2	5	0	1	9
Johnson	22	3-7	3-6	0-1	4	4	0	4	0	1	9
Sir	7	0-2	0-2	0-0	1	0	1	0	0	0	0
Sharper	7	0-2	0-2	0-0	1	1	0	1	0	1	0

Davis	8	1-2	0-0	0-0	3	3	0	2	0	0	2
Manker	2	0-0	0-0	0-0	0	0	0	0	0	0	0
Wardrop	1	0-0	0-0	0-0	0	0	0	0	0	0	0
Team					4						
Totals	200	17-54	7-21	7-13	39	21	11	21	1	5	48

Texas Tech	MP	FG	3FG	FT	R	F	A	TO	B	S	TP
Emmett	40	2-10	0-1	5-8	15	1	3	2	0	2	9
Powell	38	3-8	0-0	6-9	6	2	3	3	0	0	12
Tomaszek	37	5-10	0-0	4-9	8	3	2	0	0	0	14
Daudney	18	2-4	1-2	0-0	4	2	1	2	0	1	5
Marshall	9	1-1	0-0	0-0	0	0	2	0	0	0	2
Chavis	27	4-9	0-2	1-2	1	1	0	4	0	1	9
Ross	29	3-6	0-0	0-0	2	3	5	1	1	6	6
Washington	2	0-1	0-1	0-0	1	1	0	0	0	0	0
Team											
Totals	200	20-49	1-6	16-28	36	13	16	12	1	10	57

Halftime: Texas Tech 33, SDSU 21. **FG %:** Texas Tech 40.8, SDSU 31.5. **3FG%:** SDSU 33.3, Texas Tech 16.7. **FT%:** Texas Tech 57.1, SDSU 53.8. **Officials:** Kelly Self, Larry Spaulding, Shawn Leigh. **Technical:** None.

2006 NCAA Tournament

(First Round)

Indiana 87, San Diego State 83
March 16, 2006 • Salt Lake City, Utah
Huntsman Center • Att.: 15,122

SALT LAKE CITY -- Making its third postseason appearance in five years, 11th-seeded San Diego State fell 87-83 to sixth-seeded Indiana in a nail-biter in the first round of the NCAA tournament.

The Hoosiers led by as many as nine points with just over six minutes remaining in the first half until Brandon Heath hit a three-pointer with 55 seconds left to give SDSU a one-point lead. As the half came to a close, Mohamed Abukar made a layup, giving the Aztecs a three-point cushion heading into halftime, despite hitting 62.1 percent of their field goals.

As the second half began, San Diego State started to pull away as it built a pair of 10-point leads, the last coming with 11:44 left in the contest.

Indiana chipped away at the Aztecs' lead and eventually tied the game at 76 with just under four minutes remaining. But just as it had all evening, SDSU pulled ahead until Heath lost the ball near midcourt with 55 seconds left, forcing a jump ball situation that the Hoosiers wound up winning.

After an Indiana timeout, the ensuing play saw Robert Vaden, who had 18 points, hit a three-point field goal giving the Hoosiers a two-point advantage with the clock showing five seconds.

On the inbounds play, Abukar sailed a pass out of bounds and the Aztecs fouled on the next possession sending IU to the line where they connected on both free-throw attempts to end the game.

Abukar led all scorers with 24 points and also had nine rebounds. Heath scored 15 with Marcus Slaughter contributing 13 points and 10 rebounds.

(11) SDSU	MP	FG	3FG	FT	R	F	A	TO	B	S	TP
Spain	18	3-4	0-0	2-2	2	4	0	2	0	0	8
Abukar	31	8-13	2-2	6-6	9	2	0	4	2	1	24
Slaughter	38	5-8	0-0	3-5	10	4	1	2	0	1	13
Heath	38	6-17	3-9	0-0	2	2	5	2	0	1	15
Williams	39	5-6	2-3	0-0	6	4	8	5	0	4	12
Sharper	24	4-6	3-4	0-0	0	1	0	1	0	0	11
Davis	9	0-0	0-0	0-0	3	1	1	0	0	0	0
Thomas	1	0-0	0-0	0-0	0	0	0	0	0	0	0
Camara	2	0-1	0-0	0-2	0	1	0	0	0	0	0
Team					4						
Totals	200	31-55	10-18	11-15	36	19	15	16	2	7	83

(6) Indiana	MP	FG	3FG	FT	R	F	A	TO	B	S	TP
Ratliff	20	2-7	1-4	0-0	3	0	1	1	0	1	5
Vaden	36	5-12	5-11	3-3	3	3	3	2	0	1	18
Killingsworth	25	8-13	0-0	2-5	4	4	2	3	0	1	18
Strickland	32	4-9	1-4	0-0	4	4	2	1	0	1	9
Calloway	28	8-9	1-1	1-1	4	1	3	1	0	6	18
Wilomont	23	4-13	0-5	3-6	6	2	0	0	0	1	11
Suhr	4	0-0	0-0	0-0	0	0	0	0	0	0	0
Allen	17	1-2	0-1	0-0	2	1	1	0	0	0	2
Kline	6	0-1	0-0	0-0	0	0	1	0	0	0	0
Monroe	19	3-5	0-0	0-1	3	1	1	1	0	0	6
Team					6						
Totals	200	35-71	8-26	9-16	31	16	14	9	0	11	87

Halftime: SDSU 44, Indiana 41. **FG%:** SDSU 56.4, Indiana 49.3. **3FG%:** SDSU 55.6, Indiana 30.8. **FT%:** SDSU 73.3, Indiana 56.3. **Officials:** Tom Lopes, Michael Stuart, George Washington. **Technical:** None.

2007 NIT

(First Round)

San Diego State 74, Missouri State 70
March 14, 2007 • Springfield, Mo.
Hammons Student Center • Att.: 4,234

Springfield, Mo. -- SDSU captured just its second Division I postseason victory as it defeated Missouri State on the road, 74-70, in the first round of the NIT.

SDSU and MSU struggled early to keep the game close. The Aztecs were particularly sloppy as they committed eight turnovers in the first eight minutes. However, the Bears did not make their run until the 10-minute mark, outscoring the Aztecs, 14-4, to go up by eight with 7:49 left.

San Diego State responded with 11 unanswered points and closed out the half on an 18-5 run to head into the locker room with a 34-29 lead.

The Aztecs maintained its lead and watched it balloon to eight on a Brandon Heath jumper with 15:14 on the clock.

With the game tied at 49, MSU caught fire and enjoyed a six-point advantage with 7:26 left. But as it did before, SDSU used a 15-4 run, giving it a 69-64 cushion going into the final minutes.

The Bears fought back, eventually tying it at 70 with 41 seconds remaining. After an Aztec timeout, Heath connected on a three with one second left on the shot clock and seven seconds on the game clock.

With an opportunity to trim the Aztecs' lead, Nathan Bilyeu missed two free throws and Jer'Vaughn Johnson made one of two from the line to put the game out of reach.

(6) SDSU	MP	FG	3FG	FT	R	F	A	TO	B	S	TP
Habel	*36	4-7	0-0	3-6	10	5	1	4	2	2	11
Wade	*28	2-6	1-4	2-2	4	2	4	3	0	1	7
Abukar	*32	6-9	0-0	3-4	6	5	0	4	1	1	15
Heath	*38	11-21	4-11	0-0	4	3	2	6	0	2	26
Williams	*34	2-5	0-2	2-2	6	2	5	4	0	4	6
Johnson	3	0-0	0-0	3-4	1	1	0	0	0	0	3
Pastorek	8	1-2	0-0	0-0	2	2	1	0	0	0	2
Spain	21	1-2	1-2	1-2	1	0	0	2	1	2	4
Team					2						
Totals	200	27-52	6-19	14-20	36	20	13	23			

National Postseason Tournaments



MOUNTAIN WEST-RECORD 14-TIME CONFERENCE CHAMPIONS

Heath	*35	5-17	3-12	2-4	0	0	7	2	0	2	15
Williams	*35	1-6	1-4	0-1	8	2	2	1	0	3	3
Johnson	4	0-1	0-0	0-0	0	0	0	0	0	0	0
Pastorek	4	0-0	0-0	1-2	0	1	0	0	0	0	1
Spain	26	2-3	1-1	3-6	6	1	1	0	2	1	8
Team											3
Totals	200	23-64	6-21	12-22	33	11	14	8	5	8	64

(2) Florida	MP	FG	3FG	FT	R	F	A	TO	B	S	TP
Roberts	*29	4-4	0-0	0-0	8	3	0	2	0	1	8
Nichols	*31	7-18	3-11	3-4	5	0	2	3	0	0	20
Watkins	*25	2-3	0-0	0-0	8	4	1	0	6	1	4
Rautins	*28	5-10	5-9	0-0	6	1	5	2	0	1	15
Devendorf	*33	4-11	0-4	0-1	2	4	7	2	2	2	8
Thomas	2	0-0	0-0	0-0	0	0	0	0	0	0	0
Harris	23	5-10	0-0	2-5	7	0	3	3	1	0	12
Burach	1	1-1	0-0	0-0	2	0	0	0	0	0	2
Gorman	10	2-3	0-0	0-0	2	2	2	0	0	0	4
Whright	16	2-3	1-1	2-2	4	1	1	2	0	1	7
Presutti	1	0-1	0-0	0-0	0	1	0	0	0	0	0
DiLiegro	1	0-0	0-0	0-0	0	1	0	0	0	0	0
Team											5
Totals	200	32-66	9-25	7-12	49	16	21	15	9	6	80

Halftime: Syracuse 38, SDSU 33. FG%: Syracuse 48.5, SDSU 35.9. 3FG%: Syracuse 36.0, SDSU 28.6. FT%: Syracuse 58.3, SDSU 54.5. Officials: Gary Maxwell, Gary Prager, Curtis Blair. Technicals: Eric Devendorf, Syracuse.

2008 NIT (First Round)

Florida 73, San Diego State 49

March 19, 2008 • Gainesville, Fla.
O'Connell Center • Att.: 5,188

GAINESVILLE, Fla. -- In its third consecutive postseason appearance and its second straight in the NIT, San Diego State was dropped by Florida, 73-49, in a first-round matchup at the O'Connell Center.

The second-seeded Gators never trailed in the game and opened the game on a 7-2 run, before the seventh-seeded Aztecs tied the score at nine with 14:12 remaining in the first half. SDSU, however, would never get closer than three points the rest of the way and Florida went into the half with a 35-23 cushion.

In the second half, the Gators' lead ballooned to 21 points with less than 10 minutes gone. San Diego State managed to cut the lead to 17 points with 5:42 left in the game, but Florida kept the Aztecs at bay as they cruised to the 24-point victory.

For the game, the Gators shot 53.4 percent from the field, including an amazing 63.0 percent in the second half. All five starters shot above 50 percent and Florida's two leading scorers, Marrison Speights (18 points) and Nick Calathes (16 points), combined to shoot 15-for-25.

SDSU, meanwhile, was led by Ryan Amoroso's game-high numbers of 19 points and seven rebounds.

(7) SDSU	MP	FG	3FG	FT	R	F	A	TO	B	S	TP
White	*33	0-0	0-0	0-2	1	1	0	3	0	1	0
Amoroso	*33	8-16	1-3	2-2	7	3	0	1	0	0	19
Williams	*29	4-8	1-3	0-0	4	4	1	3	0	0	9
Thomas	*19	0-2	0-0	0-0	3	1	1	1	0	1	0
Gay	*30	2-5	1-3	0-0	2	1	1	1	0	0	5
Johnson	1	0-0	0-0	0-0	0	0	0	0	0	0	0
Pastorek	1	0-0	0-0	0-0	0	0	0	0	0	0	0
Lamb	9	0-1	0-0	0-0	1	0	1	0	1	0	0
Wade	30	5-13	0-0	1-5	2	1	7	3	0	0	11
Davis	15	2-4	1-3	0-0	0	0	0	2	0	1	5
Team											2
Totals	200	21-49	4-12	3-9	22	11	11	14	1	3	49

(2) Florida	MP	FG	3FG	FT	R	F	A	TO	B	S	TP
Werner	*28	4-5	1-2	0-0	5	0	1	0	2	2	9
Calathes	*29	7-11	2-3	0-0	5	1	5	4	0	1	16
Speights	*28	8-14	0-0	2-2	6	3	1	2	0	0	18
Lucas	*29	3-6	1-3	1-2	0	2	4	1	0	2	8
Hodge	*20	3-5	1-2	0-0	2	2	2	0	0	3	7
Mitchell	10	1-2	1-2	0-0	1	1	0	2	0	0	3
Allen	15	1-4	1-2	0-0	2	1	1	0	0	0	3
Tyus	18	2-5	0-0	0-0	6	1	1	0	3	0	4
Parsons	22	2-6	0-2	1-2	6	2	1	0	0	1	5
Fricke	1	0-0	0-0	0-0	0	0	0	0	0	0	0
Team											2
Totals	200	31-58	7-16	4-6	35	13	16	10	5	9	73

Halftime: Florida 35, San Diego State 23. FG%: Florida 53.4, San Diego State 42.9. 3FG%: Florida 43.8, San Diego State 33.3. FT%: Florida 66.7, San Diego State 33.3. Officials: Jim Burr, Steve Welmer, Brent Barnaky. Technicals: None.

2009 NIT (First Round)

San Diego State 65, Weber State 49

March 17, 2009 • San Diego, Calif.
Cox Arena • Att.: 4,314

SAN DIEGO -- Top-seeded San Diego State won its third-ever Division I postseason tournament game with its 65-49 first round National Invitation Tournament decision over eighth-seeded Weber State at Cox Arena.

San Diego State, which trailed for only 28 seconds in the entire game, was never threatened after Richie Williams nailed a three-pointer with 13:29 left in the first half giving the Aztecs a 12-8 lead. San Diego State subsequently unleashed a 22-4 run over the final 7:38 of the period to up, 39-17, at halftime.

Following the intermission, SDSU kept the pressure on Weber State as the Aztecs enjoyed a double-digit lead the rest of the way en route to victory.

Lorenzo Wade continued his stellar play with 20 points and 10 rebounds, his third 20-point game and second double-double in his last four outings. Senior teammate Kyle Spain chipped in with 11 points.

Leading the way for Weber State was Kellen McCoy, who ended his night with 14 points.

(8) WSU	MP	FG	3FG	FT	R	F	A	TO	B	S	TP
Bullinger	*25	1-4	1-4	2-2	2	3	1	2	0	0	5
Lillard	*33	4-12	0-4	2-2	7	1	1	5	0	1	10
Hansen	*27	0-6	0-5	0-0	1	0	2	1	0	1	0
McCoy	*33	5-10	2-6	2-2	3	1	0	3	0	1	14
Panos	*18	2-5	0-0	0-0	3	1	0	1	0	0	4
Cottle	1	0-2	0-1	0-0	0	0	0	0	0	0	0
Benson	2	0-0	0-0	0-0	2	0	1	0	0	0	0
Ramos	2	1-1	0-0	0-0	3	0	0	0	0	0	2
Davis	24	2-4	0-1	0-0	3	4	2	4	1	2	4
Mahoney	13	2-2	0-0	0-4	3	0	1	0	2	0	4
Morris	22	3-4	0-0	0-0	1	0	0	0	1	0	6
Team											5
Totals	200	20-50	3-21	6-10	33	10	8	16	4	5	49

(1) SDSU	MP	FG	3FG	FT	R	F	A	TO	B	S	TP
Spain	*32	4-14	2-8	1-2	3	0	1	3	0	2	11
Wade	*32	9-14	0-2	2-2	10	2	3	2	1	1	20
White	*20	4-7	0-0	2-3	5	2	2	1	0	0	10
Amoroso	*23	3-5	1-1	0-0	3	3	1	1	1	1	7
Gay	*24	1-3	0-2	0-0	2	0	5	1	0	1	2
Island	1	0-1	0-1	0-0	0	0	0	0	0	0	0
Williams	24	3-7	2-4	0-0	2	1	1	1	0	0	8
Horton	1	0-1	0-0	0-0	0	0	0	0	0	0	0
Deutchman	2	0-0	0-0	0-0	1	0	0	0	0	0	0
Thomas	8	0-0	0-0	0-0	1	1	0	0	0	0	0
Shelton	15	1-4	0-1	2-2	5	0	1	0	0	1	4
Smith	2	0-1	0-1	0-0	0	0	0	0	0	0	0
Cheriet	16	1-5	0-1	1-2	2	2	0	1	1	0	3
Team											3
Totals	200	26-62	5-21	8-11	37	11	15	10	3	6	65

Halftime: San Diego State 39, Weber State 17. FG %: San Diego State 41.9, Weber State 40.0. 3FG%: San Diego State 23.8, Weber State 14.3. FT%: San Diego State 72.7, Weber State 60.0. Officials: Ruben Ramos, Bruce Hicks, Shawn Lehig. Technicals: None.

2009 NIT (Second Round)

San Diego State 70, Kansas State 52

March 20, 2009 • San Diego, Calif.
Jenny Craig Pavilion • Att.: 5,100

SAN DIEGO -- Due to the first and second rounds of the NCAA Women's Basketball Tournament at Cox Arena, top-seeded San Diego State moved its game with fourth-seeded Kansas State to the University of San Diego's Jenny Craig Pavilion and dismissed the Wildcats in the second round of the NIT, 70-52, in front of a capacity crowd of 5,100.

SDSU led for the entire game and was spearheaded by the efforts of Kyle Spain, Richie Williams and Billy White. Spain finished with a game-high 16 points and seven rebounds, while Williams added 14 points and a game-high four steals. White, meanwhile, went 6-for-6 from the field and ended with 15 points.

SDSU led by as many as eight points nearly nine minutes into the game, but allowed K-State to creep back into it after the visitors scored the final five points of the first half to get within two, 27-25, at halftime.

The Wildcats scored the first bucket of the second half to knot the score at 27, but a layup by White gave the Aztecs a lead it would not relinquish. SDSU expanded its lead to 22 on a layup by Ryan Amoroso with 7:53 to go and the rout was on as the Aztecs cruised into the quarterfinals of the NIT.

(4) KSU	MP	FG	3FG	FT	R	F	A	TO	B	S	TP
Sutton	*18	2-5	0-0	0-0	6	3	0	1	0	1	4
Kent	*22	3-10	0-1	2-2	6	1	2	0	0	0	8
Colon	*15	1-3	0-0	0-0	3	2	0	2	0	0	2

Pullen	*18	0-4	0-3	3-4	2	2	1	2	0	0	3
Clemente	*34	5-15	1-5	1-1	1	3	3	5	0	1	12
Brown	26	2-4	0-2	2-3	1	1	0	3	0	1	6
Werner	2	0-2	0-2	0-0	0	0	0	0	0	0	0
Awaji	20	3-5	1-2	0-0	3	1	1	0	0	1	7
Samuels	22	1-6	0-2	1-2	1	4	1	3	2	2	3
Ojleye	2	0-1	0-0	0-0	3	0	0	0	0	0	0
Anderson	21	2-5	0-0	3-4	6	1	0	1	1	1	7
Team											1
Totals	200	19-60	2-17	12-16	35	18	8	18	3	7	52

(1) SDSU	MP	FG	3FG	FT	R	F	A	TO	B	S	TP
Spain	*31	5-13	0-2	6-7	7	2	2	2	0	2	16
Wade	*31	3-11	0-1	2-2	4	2	4	3	0	2	8
White	*24	6-6	0-0	3-4	4	3	1	0	3	1	15
Amoroso	*25	3-5	0-2	1-2	3	2	3	0	0	0	7
Williams	*32	4-5	2-2	4-4	3	2	1	4	0	4	14
Island	1	0-0	0-0	0-0	0	0	0	0	0	0	0
Horton	1	0-0	0-0	0-0	0	0	0	0	0	0	0
Deutchman	1	0-0	0-0	0-0	1	0	0	0	0	0	0
Thomas	6	0-0	0-0	0-1	0	0	1	0	0	0	0
Gay	16	1-1	0-0	0-0	0	1	0	1	0	0	2
Shelton	18	3-5	0-1	0-0	1	3	2	1	0	1	6
Smith	1	0-0	0-0	0-0	0	0	0	0	0	0	0
Cheriet	13	1-3	0-1	0-0	2	2	0	0	0	0	2
Team											7
Totals	200	26-49	2-9	16-20	32	17	14	15	3	11	70

Halftime: San Diego State 27, Kansas State 25. FG %: San Diego State 53.1, Kansas State 31.7. 3FG%: San Diego State 22.2, Kansas State 11.8. FT%: San Diego State 80.0, Kansas State 75.0. Officials: Michael Irving, Martin Cota, Bobby McRoy. Technicals: None.

2009 NIT (Quarterfinal)

San Diego State 70, Saint Mary's 66

March 25, 2009 • San Diego, Calif.
Cox Arena • Att.: 12,414

SAN DIEGO -- San Diego State held its last game of the 2008-09 season at Cox Arena in front of a sold-out crowd of 12,414 for the NIT Quarterfinals against second-seeded Saint Mary's.

The Aztecs got out to an early 16-point lead, holding the Gaels scoreless with 11:07 to play in the first half.

SDSU maintained its lead throughout the game with Saint Mary's tying the score only once during the contest. San Diego State's Richie Williams was able to contain the Gaels' sophomore star, Patrick Mills, to 7-of-24 shooting for the game. Aztec Billy White proved to be a dominating presence in the point by going 8-for-12 and had a team high of 17 points.</

National Postseason Tournaments



MOUNTAIN WEST-RECORD 14-TIME CONFERENCE CHAMPIONS

Halftime: San Diego State 39, Saint Mary's 28. **FG %:** San Diego State 44.3, Saint Mary's 38.8. **3FG%:** San Diego State 40.0, Saint Mary's 28.0. **FT%:** San Diego State 66.7, Saint Mary's 50.0. **Officials:** Mike Scyphers, Kevin Brill, Rick Botsell. **Technical:** None.

2009 NIT

(Semifinal)

Baylor 76, San Diego State 62
March 31, 2009 • New York, N.Y.
Madison Square Garden • Att.: 11,352

NEW YORK -- SDSU was eliminated in the semifinal round in Madison Square Garden, ending its run for its first NIT Championship in a 76-62 loss to Baylor.

The Aztecs' chances at victory were deflated behind the perimeter as Baylor successfully relied on the 3-point shot, shooting 11-22 from the arc to pull away with a convincing win.

The Bears were anchored by Curtis Jerrells in the first half where he dropped 19 of his 24 points. The Aztecs were able to manage a close game in the opening 11:45 as a basket by Ryan Amoroso gave San Diego State the lead, 21-20.

In the ensuing possession, Baylor's Jerrells hit a three-pointer that ignited a 10-0 run. But SDSU managed to fight back as they closed out the period trailing by one point, 34-35.

Baylor's hot shooting performance proved to be too much in the second half. A layup by Amoroso to start the period was the last lead SDSU enjoyed. Baylor was anchored by another key player, this time by LaceDarius Dunn who scored 14 of his 23 points in the second half and was a vital part of the Bears' 17-4 run.

(3) Baylor	MP	FG	3FG	FT	R	F	A	TO	B	S	TP
Rogers	*37	6-9	0-0	2-2	7	0	1	2	0	0	14
Lomers	*24	2-4	0-0	2-2	5	1	0	1	2	0	6
Jerrells	*35	8-11	3-5	6-11	4	2	4	1	0	3	25
Dunn	*35	7-12	6-9	3-4	6	1	2	3	0	1	23
Carter	*33	3-8	2-4	0-0	2	2	3	0	0	2	8
Ellis	1	0-0	0-0	0-0	0	1	0	0	0	0	0
Acy	1	0-0	0-0	0-0	0	0	0	0	1	1	0
Dugat	17	0-5	0-3	0-0	1	2	0	2	0	1	0
Diene	14	0-0	0-0	0-0	2	1	1	1	0	0	0
Jones	3	0-1	0-1	0-0	1	0	0	0	0	0	0
Team											0
Totals	200	26-50	11-22	13-19	28	10	11	11	3	7	76

(1) SDSU	MP	FG	3FG	FT	R	F	A	TO	B	S	TP
Wade	*35	4-10	2-4	0-1	3	4	2	5	0	1	10
White	*29	4-5	0-0	2-2	4	4	0	0	1	0	20
Amoroso	*21	3-7	1-2	2-2	5	0	2	2	1	1	6
Williams	*34	0-7	0-5	0-0	5	4	4	1	0	3	10
Spain	*26	5-9	3-5	2-2	2	1	3	4	0	1	8
Island	0+	0-0	0-0	0-0	0	0	0	0	0	0	5
Horton	0+	0-0	0-0	0-0	0	0	0	0	0	0	2
Deutchman	0+	0-0	0-0	0-0	0	0	0	0	0	0	10
Thomas	0+	0-0	0-0	0-0	1	0	0	0	0	0	10
Gay	26	2-9	2-6	0-0	2	3	0	0	1	1	10
Shelton	18	4-6	1-1	1-1	7	4	1	1	1	1	10
Smith	0+	0-0	0-0	0-0	0	0	0	0	0	0	10
Cheriet	11	1-2	0-0	0-2	1	0	0	2	0	0	10
Team											4
Totals	200	23-55	9-23	7-10	34	17	15	15	2	8	62

Halftime: San Diego State 34, Baylor 35. **FG %:** Baylor 52.0, San Diego State 41.8. **3FG%:** Baylor 50.0, San Diego State 39.1. **FT%:** San Diego State 70.0, Baylor 68.4. **Officials:** Jim Burr, Bob Donato, Earl Walton. **Technical:** None.

2010 NCAA Tournament

(First Round)

No. 15/14 Tennessee 62, San Diego State 59
March 18, 2010 • Providence, R.I.
Dunkin' Donuts Center • Att.: 10,788

PROVIDENCE, R.I. -- San Diego State had its second-half rally fall short as the 11th-seeded Aztecs dropped a 62-59 decision to sixth-seeded and No. 15/14 Tennessee in the first round of the NCAA tournament.

SDSU found itself down 34-26 at halftime after shooting 32.1 percent from the field, including a 2-for-12 effort from three-point range. Despite the poor shooting, the Aztecs were in the game until a 12-7 Volunteer run to end the half propelled the SEC school to its advantage at intermission.

Coming out of the break, San Diego State methodically chipped away at its deficit and put together a 19-10 scoring run to give the Aztecs a 45-44 lead with 9:20 to go in regulation. The lead was short-lived after Tennessee scored six unanswered points and took a five-point lead.

Over the course of the final 5:13, SDSU stayed within striking distance and cut the Volunteer lead to one point on three different occasions, the last of which saw D.J. Gay connect on three free throws with nine seconds left after Melvin Goins fouled the Aztec guard on a three-point attempt.

Down by one with nine seconds to go, SDSU fouled Wayne Chism, who

knocked down both attempts, and gave the Vols a three-point lead. After the successful attempt, San Diego State raced the ball down the court and Kawhi Leonard's three-point attempt was off the mark giving UT the win.

(11) SDSU	MP	FG	3FG	FT	R	F	A	TO	B	S	TP
Leonard	*33	5-15	0-4	2-2	10	3	2	2	3	2	12
White	*29	3-7	0-0	1-2	1	1	1	2	0	0	7
Thomas	*38	2-6	0-0	4-4	4	2	4	3	2	1	8
Gay	*40	4-8	2-6	6-6	3	2	1	1	0	0	16
Davis	*28	4-6	1-3	2-3	3	3	0	1	0	0	11
Shelley	3	0-3	0-1	0-0	1	1	1	0	0	0	0
Carlwell	13	1-3	0-1	1-2	6	0	0	0	0	0	3
Tapley	16	1-4	0-3	0-0	2	4	1	1	1	0	2
Team											3
Totals	200	20-52	3-18	16-21	33	16	10	10	6	3	59

(6) UT	MP	FG	3FG	FT	R	F	A	TO	B	S	TP
Chism	*35	4-12	1-3	2-2	5	3	0	2	1	1	11
Williams	*22	0-3	0-0	2-2	8	4	1	1	0	0	2
Maze	*23	3-7	1-2	4-4	0	2	2	0	0	0	11
Prince	*32	5-9	0-1	5-8	6	2	2	2	1	1	15
Hopson	*26	3-9	2-5	0-0	3	2	3	3	0	1	8
McBee	5	0-2	0-1	0-0	1	1	0	0	0	0	0
Hall	8	0-1	0-0	0-0	2	1	1	0	0	0	0
Goins	19	5-7	4-5	1-2	1	1	0	0	0	0	15
Pearl	15	0-1	0-0	0-0	2	2	1	0	0	0	0
Tatum	15	0-1	0-0	0-0	1	1	0	2	1	0	0
Team											3
Totals	200	20-52	8-17	14-18	32	19	10	11	3	3	62

Halftime: Tennessee 34, San Diego State 26. **FG %:** San Diego State 38.5, Tennessee 38.5. **3FG%:** Tennessee 47.1, San Diego State 16.7. **FT%:** Tennessee 77.8, San Diego State 76.2. **Officials:** Paul H. Janssen, Gerry D. Pollard, Sean Casady. **Technical:** None.

2011 NCAA Tournament

(First Round)

No. 6/5 San Diego State 68, Northern Colorado 50
March 17, 2011 • Tucson, Ariz.
McKale Center • Att.: 10,101

TUCSON, Ariz. - No. 6/5 San Diego State, the No. 2 seed in the West Region, picked up its first-ever Division I NCAA tournament victory with a 68-50 win over 15th-seeded Northern Colorado.

The Aztecs, who were making their seventh NCAA Tournament appearance, snapped a six-game losing streak in the Division I tournament.

San Diego State struggled in the first half as they made just 32.4 percent of its shots, many of which were at the rim. Kawhi Leonard, Billy White and Chase Tapley, however, were effective as they combined for 26 of SDSU's 30 first-half points. Despite getting production from the aforementioned trio, the Aztecs had trouble stopping the Bears, but still led, 30-24, at halftime.

Early in the second half, NC's Devon Beitzel cut the SDSU lead to three with one of his six three-pointers, but the Aztecs had an answer. San Diego State received back-to-back threes from D.J. Gay and James Rahon, a jumper from Rahon, another three from Rahon and a jumper from White to turn in a 13-0 run, which gave SDSU a 16-point lead.

The Bears cut their deficit to 12 after consecutive buckets, but would get no closer as the Aztecs secured a spot in the third round against Temple.

(15) NC	MP	FG	3FG	FT	R	F	A	TO	B	S	TP
Kaba	*38	4-14	1-6	1-3	6	0	2	1	0	1	10
Kingman	*19	0-5	0-3	0-0	1	3	2	2	0	0	0
Montgomery	*33	1-6	0-1	0-0	12	0	1	1	0	0	2
Lloyd	*36	4-7	1-1	0-0	2	1	3	2	0	0	9
Beitzel	*37	8-17	6-10	3-3	3	2	0	1	0	1	25
Addo	9	1-2	0-0	0-2	0	0	0	0	0	0	2
Garnica	4	0-1	0-1	0-0	0	0	0	0	0	0	0
Unruh	5	0-0	0-0	0-0	1	0	0	0	0	0	0
Proctor	19	1-4	0-0	0-0	6	1	0	0	0	0	2
Team											2
Totals	200	19-56	8-22	4-8	33	7	8	9	0	2	50

(2) SDSU	MP	FG	3FG	FT	R	F	A	TO	B	S	TP
Thomas	*26	2-6	0-0	0-1	4	1	1	0	1	0	4
Leonard	*36	9-14	3-5	0-0	10	2	2	1	1	0	21
White	*34	5-13	1-2	1-2	13	2	2	1	0	3	12
Tapley	*27	5-11	2-6	2-3	4	2	3	1	1	1	14
Gay	*34	2-11	1-5	0-0	4	0	3	0	1	0	5
Carlwell	10	0-2	0-0	0-0	4	1	0	0	1	0	0
Shelton	10	0-2	0-1	0-0	2	0	0	0	0	0	0
Rahon	21	4-7	2-3	2-2	1	0	0	0	0	1	12
Franklin, J.	2	0-0	0-0	0-0	0	0	0	0	0	0	0
Team											3
Totals	200	27-66	9-22	5-8	45	8	11	4	5	5	68

Halftime: San Diego State 30, Northern Colorado 24. **FG%:** San Diego State 40.9, Northern Colorado 33.9. **3FG%:** San Diego State 40.9, Northern Colorado 36.4. **FT%:** San Diego

State 62.5, Northern Colorado 50.0. **Officials:** Ted Valentine, Greg Nixon, Terry M. Moore. **Technical:** None.

2011 NCAA Tournament

(Second Round)

No. 6/5 San Diego State 71, Temple 64 (2ot)
March 19, 2011 • Tucson, Ariz.
McKale Center • Att.: 11,127

TUCSON, Ariz. - No. 6/5 San Diego State needed two overtime sessions to hold off Temple, 71-64, in the third round of the NCAA tournament.

The Aztecs, who went 15,713 days between NCAA tournament victories and entered the tourney having never won a Division I NCAA tournament game, found themselves with two wins in nearly 50 hours and a spot in the Sweet 16.

Getting to the regional semifinals looked like a lock in the first half as SDSU was rolling and enjoying an 11-point lead with 3:13 left before halftime. Temple, however, closed the gap in a hurry, rattling off six straight points to trail, 36-31, at the break.

In the second half, things still looked promising for the Aztecs as they led, 52-45, with 7:16 remaining in regulation. But as the clock ticked, San Diego State had a hard time finding the bottom of the net and defending the Owls. After Billy White's jumper with 7:16 left, Temple went on a 9-2 run to tie the game at 54. SDSU's Chase Tapley had a chance to win the game in the final seconds, but his driving layup was contested and off the mark.

In the first OT, Juan Fernandez immediately hit a three and scored the Owls' first five points, but Kawhi Leonard answered with four straight points and was followed by a three-point play from Malcolm Thomas. Again, the Aztecs had a chance to win the game in the final moments, but Thomas' baby jumper missed.

In what proved to be the final five minutes, SDSU buckled down defensively and continued to go to the hoop, which resulted in it outscoring Temple, 10-3, to secure the victory.

(2) TU	MP	FG	3FG	FT	R	F	A	TO	B	S	TP
Allen	*50	5-16	0-1	2-2	11	1	3	0	1	0	12
Jefferson	*50	2-8	0-0	1-3	12	2	2	0	0	0	5
Fernandez	*38	5-16	4-6	0-0	1	3	0	1	0	0	14
Brown	*9	1-3	0-1	0-0	0	0	1	1	0	0	2
Moore	*49	7-12	1-2	2-2	4	4	2	4	0	0	17
Wyatt											

National Postseason Tournaments



MOUNTAIN WEST-RECORD 14-TIME CONFERENCE CHAMPIONS

lead from there and attempted to put the game out of reach with a 11-2 run. SDSU, however, clawed its way back to cut the margin to 65-64 on a three-pointer by D.J. Gay. UConn responded once again and finished the game on an 9-3 run to spoil the Aztecs' comeback and clinch the victory.

(3) UCONN	MP	FG	3FG	FT	R	F	A	TO	B	S	TP
Olander	*5	1-2	0-0	1-0	0	0	0	0	0	0	2
Smith	*32	2-4	1-2	0-0	8	3	1	1	2	1	5
Oriakhi	*35	2-7	0-0	1-2	9	3	2	2	1	0	5
Lamb	*30	9-11	3-3	3-4	2	3	1	1	0	1	24
Walker	*40	12-25	4-8	8-10	3	1	3	4	0	2	36
Beverly	3	0-0	0-0	0-0	2	0	0	0	0	0	0
Coombs-McDaniel	24	0-3	0-1	0-0	4	1	0	0	0	0	0
Giffey	1	0-0	0-0	0-0	1	0	0	0	0	0	0
Napier	21	1-5	0-2	0-0	3	2	6	1	0	1	2
Okwandu	9	0-0	0-0	0-0	0	0	0	0	0	0	0
Team					5						
Totals	200	27-57	8-16	12-16	35	16	13	9	3	5	74

(2) SDSU	MP	FG	3FG	FT	R	F	A	TO	B	S	TP
Thomas	*33	6-11	0-0	1-4	8	2	3	0	0	0	13
Leonard	*29	5-12	1-4	1-2	9	4	4	2	0	0	12
White	*39	6-8	0-0	2-4	4	2	2	1	0	1	14
Tapley	*32	2-10	1-7	0-0	3	3	2	2	1	0	5
Gay	*35	5-15	4-9	2-3	4	1	0	3	0	2	16
Carlwell	7	1-3	0-0	0-0	1	0	0	0	0	0	2
Shelton	1	0-0	0-0	0-0	0	0	0	0	0	0	0
Rahon	18	1-4	1-2	0-0	1	0	2	0	0	0	3
Franklin, J.	6	1-1	0-0	0-0	2	2	1	1	0	1	2
Team					5						
Totals	200	27-64	7-22	6-13	37	14	14	9	1	4	67

Halftime: Connecticut 36, San Diego State 27. FG%: Connecticut 47.4, San Diego State 42.2. 3FG%: Connecticut 50.0, San Diego State 31.8. FT%: Connecticut 75.0, San Diego State 46.2. Officials: Tom O'Neill, Steve Olson, Patrick Adams. Technicals: San Diego State - Kawhi Leonard, Jamaal Franklin.

2012 NCAA Tournament (First Round)

North Carolina State 79, No. 22/23 San Diego State 65
March 16, 2012 • Columbus, Ohio
Nationwide Arena • Att.: 17,030

COLUMBUS, Ohio — No. 22/23 San Diego State was unable to advance past the second round of the NCAA tournament, dropping a 79-65 decision to No. 11 seed North Carolina State at Nationwide Arena.

SDSU found itself down by just four, 33-29, at the half despite shooting 37.9 percent from the field. The Aztecs, however, shot 40 percent from three-point range compared to the 16.7 percent by the Wolfpack. NC State's 51.9 shooting percentage and 20-13 rebound advantage made up for the lack of three-point shots.

Coming out of the break, San Diego State managed to cut the deficit to one on a three-pointer by Chase Tapley. That would be short lived as North Carolina State used an 8-2 run to extend its lead to 43-36.

The Aztecs kept it close despite being down by as many as nine points and managed to pull within three after scoring on five consecutive possessions. Wolfpack head coach Mark Gottfried then called a timeout that sparked a 9-4 run and extended NC State's lead to 10 with 5:37 remaining.

From there, the Wolfpack never looked back and eventually won by a 14-point margin.

(11) NCSU	MP	FG	3FG	FT	R	F	A	TO	B	S	TP
Howell	*28	10-12	0-0	2-4	2	4	2	1	1	1	22
Leslie	*32	5-10	0-1	5-9	5	3	1	1	0	0	15
Wood	*32	4-8	1-4	1-3	3	2	0	1	1	0	10
Brown	*40	5-9	2-2	5-6	9	1	8	5	1	2	17
Williams	*34	3-7	0-0	0-0	7	1	2	0	0	0	6
Painter	19	4-5	0-0	1-1	2	2	0	1	0	0	9
Johnson	15	0-2	0-2	0-0	3	0	0	1	0	0	0
Team					7						
Totals	200	31-53	3-9	14-21	38	13	13	10	3	3	79

(6) SDSU	MP	FG	3FG	FT	R	F	A	TO	B	S	TP
Shelton	*13	0-2	0-0	0-0	2	4	1	0	0	0	0
Thomas	*36	2-8	0-2	1-2	3	2	1	2	0	1	5
Rahon	*34	5-11	1-5	0-0	3	1	0	1	0	0	11
Franklin, J.	*37	6-15	4-9	7-7	8	4	2	3	1	1	23
Tapley	*36	7-18	3-7	2-3	6	2	4	2	0	1	19
Franklin, L.	4	0-1	0-0	0-0	0	1	0	0	0	0	0
Green	22	1-4	0-0	0-0	1	1	0	0	1	0	2
Stephens	18	2-2	0-0	1-2	2	3	0	0	0	0	5
Team					4						
Totals	200	23-61	8-23	11-14	29	17	9	9	2	3	65

Halftime: North Carolina State 33, San Diego State 29. FG%: North Carolina State 58.5, San Diego State 37.7. 3FG%: San Diego State 34.8, North Carolina State 33.3. FT%: San Diego State 37.7.

Diego State 78.6, North Carolina State 66.7. Officials: Doug Shows, Mike Nance, Bert Smith. Technicals: None.

2013 NCAA Tournament (First Round)

San Diego State 70, Oklahoma 55
March 22, 2013 • Philadelphia, Pa.
Wells Fargo Center • Att.: 20,125

PHILADELPHIA - Seventh-seeded San Diego State rallied from a nine-point first-half deficit to beat 10th-seeded Oklahoma, 70-55, in the second round of the NCAA Tournament at Wells Fargo Center.

The win marked the third in program history and the third in the last three seasons for SDSU, which was 0-6 in the NCAA tournament prior to the 2011 campaign.

Jamaal Franklin led the way for the Aztecs with 21 points, eight rebounds, five assists and two steals. James Rahon added 17 points in 19 minutes off the bench and DeShawn Stephens collected a career-high 11 boards.

The Sooners broke the game open midway through the first half as a 12-0 surge propelled them to a 23-14 lead with 9:40 to go in the first half. The Aztecs, however, closed on a 17-10 run to trail, 33-31, at halftime.

In the final 20 minutes, SDSU took control of the boards, aided by five offensive and defensive rebounds by Stephens, and subsequently took control of the game.

Oklahoma led 36-35 with 18:03 left in regulation and it marked the final time the Sooners would have the lead. After OU tied the game at 48-48, SDSU went on an 8-0 run and never looked back. Romero Osby temporarily stopped the Aztec surge with a three-pointer, but San Diego State responded with seven unanswered points to move ahead by 12 with 2:11 to play and eventually sealed the 15-point victory.

SDSU finished with a 40-29 rebounding advantage after being minus-2 in the category at halftime. The Aztecs also held the Sooners to 37.0-percent shooting in the second half, while shooting 46.2 percent in the final 20 minutes themselves. SDSU also set a season-high for free-throw accuracy, finishing at 94.1 percent.

2013 NCAA Tournament (Second Round)

Florida Gulf Coast 81, San Diego State 71
March 24, 2013 • Philadelphia, Pa.
Wells Fargo Center • Att.: 20,125

PHILADELPHIA - Looking to advance to the Sweet 16 for the second time in three seasons, seventh-seeded SDSU's bid fell short as it fell to 15th-seeded Florida Gulf Coast, 81-71, in the third round of NCAAAs.

With the win, the Eagles became the first 15-seed in NCAA history to reach the Sweet 16. For the Aztecs, the loss ended their season with a 23-11 record.

SDSU received 20 points and 11 rebounds from Jamaal Franklin and Chase Tapley poured in 17 points. James Rahon and DeShawn Stephens, meanwhile, added 12 and 10 points, respectively.

The first half was a fairly close affair. Florida Gulf Coast jumped out to an early 7-2 lead, but San Diego State answered with a 12-0 run to take a five-point lead of its own. No team led by more than four points the rest of the half until a 7-3 SDSU spurt propelled the Aztecs to a 35-29 lead with 2:20 to go. The Eagles, however, closed the first half with five straight points and San Diego State led, 35-34, at

halftime.

The game remained tight over the course of the first eight minutes of the second half. An Xavier Thames jumper in the paint brought the Aztecs to within, 54-52, with 11:33 to play. FGCU, however, caught fire from the field and forced San Diego State into quick shots, which turned into a 17-0 Eagles run.

During the deciding surge, SDSU went scoreless for 7:14 before Thames made a layup with four minutes left in regulation. At this juncture, the Aztecs trailed by 17 and their hole was too deep.

(15) FGCU MP FG 3FG FT R F A TO B S TP
McKnight *26 4-7 0-0 1-2 4 2 0 2 4 2 9
Fieler *33 5-7 0-1 1-1 3 1 1 1 1 1 11
Comer *31 5-14 0-2 0-0 2 4 14 3 0 1 10
Thompson *34 9-15 2-6 3-4 4 0 2 1 0 5 23
Brown *26 6-8 2-3 3-4 8 3 2 1 0 2 17
Varidel 24 4-7 3-5 0-1 2 0 1 3 0 1 11
Cvijeticanin 4 0-1 0-1 0-0 0 2 0 1 0 0 0
Murray 16 0-0 0-0 0-0 2 0 0 0 0 1 0
Graf 6 0-0 0-0 0-0 2 1 1 1 0 0 0
Team 4
Totals 200 33-59 7-18 8-12 31 13 21 13 5 13 81

(7) SDSU MP FG 3FG FT R F A TO B S TP
O'Brien *21 1-1 0-0 0-0 1 1 0 1 0 0 2
Stephens *23 4-4 0-0 2-2 5 3 0 0 2 0 10
Thames *37 3-8 1-3 1-2 3 1 6 2 1 2 8
Franklin, J. *36 8-13 2-6 2-2 11 1 4 5 0 4 20
Tapley *32 7-18 3-8 0-0 3 1 2 3 1 2 17
Spencer 11 0-3 0-0 0-0 4 0 0 2 1 0 0
Rahon 24 4-12 2-6 2-3 3 3 1 3 0 2 12
Shepard 16 0-2 0-0 2-4 3 1 3 1 0 0 2
Team 1
Totals 200 27-61 8-23 9-13 34 11 16 17 6 10 71

Halftime: San Diego State 35, Florida Gulf Coast 34. FG%: Florida Gulf Coast 55.9, San Diego State 44.3. 3FG%: Florida Gulf Coast 38.9, San Diego State 34.8. FT%: San Diego State 69.2, Florida Gulf Coast 66.7. Officials: Jamie Luckie, Lamar Simpson, Gergory Nixon. Technicals: None.

2014 NCAA Tournament (First Round)

No. 13/11 San Diego State 73, New Mexico State 69
March 20, 2014 • Spokane, Wash.
Spokane Veterans Memorial Arena • Att.: 10,862

SPOKANE, Wash. - San Diego State finally put away a pesky New Mexico State team, outscoring the Aggies, 13-9, in overtime for a 73-69 victory in the second round of the NCAA tournament.

The fourth-seeded Aztecs led by as many as 14 points in the first half, 12 at the break and seven with just 1:01 left in the second half, but 13th-seeded NMSU found a way to comeback and tie the game at 60-60 on a three-pointer by Kevin Aronis with six seconds left.

Xavier Thames had a chance to win it in regulation, but his shot rimmed out as time expired forcing OT.

SDSU, however, took control in the extra session as Thames and Dwayne Polee II scored five points apiece to move San Diego State into the third round against 12th-seeded North Dakota State.

The Aztecs, who never trailed in the game, made 7 of 10 free-throws in overtime to seal the win. SDSU won its eighth straight overtime game and improved to 17-1 over its last 18 overtime contests.

It was the defense that came through once again for San Diego State. The Aztecs had nine blocks, their most ever in an NCAA tournament, eight steals, forced 13 turnovers and held New Mexico State to a season-low 20 points in the first half.

Thames had game-highs of 23 points and five assists, to go along with three steals and two blocks in the win. Polee II had 15 points and six rebounds in 29 minutes off the bench, while Josh Davis recorded 10 points and 14 rebounds.

Skyler Spencer added a career-high four steals and four blocks. His first block of the night gave him the single-season school record.

(13) NMSU MP FG 3FG FT R F A TO B S TP
Nephawe *42 5-16 0-0 2-4 8 2 0 3 1 1 12
Bhullar *29 6-9 0-0 2-5 7 5 0 0 2 0 14
Eldridge *20 0-5 0-1 0-0 2 0 3 2 0 0 0
Aronis *42 4-11 4-11 0-0 5 2 2 0 0 0 12
Mullings *43 6-13 0-1 6-7 5 4 4 7 0 1 18
Baker *31 1-6 0-2 1-2 3 4 2 0 0 2 3
Buovac 0+ 0-0 0-0 0-0 0 0 0 0 0 0 0
Dixon 18 4-5 1-1 1-2 7 5 2 0 1 0 10
Team 4
Totals 225 26-65 5-6 12-20 41 22 13 13 4 4 69

(4) SDSU MP FG 3FG FT R F A TO B S TP
Spencer *36 0-0 0-0 3-4 6 4 1 2 4 4 3
Shepard *27 3-11 1-2 0-0 0 1 2 3 0 0 7

National Postseason Tournaments



	23	3-6	1-2	0-0	4	4	0	0	1	0	7
O'Brien	*23	3-6	1-2	0-0	4	4	0	0	1	0	7
Davis	*41	5-10	0-0	0-0	14	2	1	3	0	1	10
Thames	*43	6-17	1-7	10-12	2	4	5	1	2	3	23
Polee II	29	4-8	1-3	6-9	6	1	0	1	1	0	15
Quinn	9	0-2	0-1	2-2	1	1	0	0	0	0	2
Johnson	1	0-0	0-0	0-0	0	1	0	0	0	0	0
Shrigley	16	2-5	2-2	0-0	2	0	0	1	1	0	6
Team					5						
Totals	225	23-59	6-17	21-27	40	18	9	11	9	8	73

Halftime: San Diego State 32, New Mexico State 20. **FG%:** New Mexico State 40.0, San Diego State 38.5. **3FG%:** New Mexico State 31.3, San Diego State 35.3. **FT%:** New Mexico State 60.0, San Diego State 77.8. **Officials:** Doug Shows, James Breeding, Lee Cassell. **Technical:** None.

2014 NCAA Tournament (Sweet 16)

No. 13/11 San Diego State 63,

North Dakota State, 44

March 22, 2014 • Spokane, Wash.

Spokane Veterans Memorial Arena • Att.: 11,623

SPOKANE, Wash. - Xavier Thames scored 30 points to lead fourth-seeded San Diego State past 12th-seeded North Dakota State, 63-44, and into a spot in the Sweet 16 for the second time in program history.

It was the second career 30-point game for Thames and the most points ever in the postseason (NCAA or NIT) by an Aztec player.

Thames was 9 for 19 from the field, including 4 for 9 from the 3-point arc and 8 of 9 from the free-throw line, with five assists. His 30 points were one off a career high of 31, set earlier in the year.

The win was the 31st for SDSU and propelled the team into the Sweet 16 in Anaheim.

San Diego State's defense proved to be too much for the Bison, which came into the game with the top field-goal percentage (51.0) in the country. Additionally, SDSU held NDSU to 31.9 percent shooting and two 3-pointers.

(12) NDSU	MP	FG	3FG	FT	R	F	A	TO	B	S	TP
Wright	*20	2-4	0-1	0-0	5	4	0	1	0	0	4
Bjorklund	*31	3-7	0-0	2-3	1	2	1	3	0	0	8
Alexander	*38	1-8	1-5	0-0	3	3	2	0	0	0	3
Brown	*38	4-7	1-1	4-4	4	3	1	0	2	1	13
Braun	*37	2-14	0-3	3-4	5	3	1	1	0	0	7
Newell	1	0-0	0-0	0-0	0	0	0	0	0	0	0
Felt	2	0-0	0-0	0-1	0	1	0	0	0	0	0
Chackal	1	0-0	0-0	0-0	0	0	0	0	0	0	0
Dupree	4	1-1	0-0	0-1	1	0	0	0	0	0	2
Kading	20	1-4	0-1	2-2	3	1	0	0	0	0	4
Werner	1	0-0	0-0	1-2	0	0	0	0	0	0	1
Anberg	7	1-2	0-0	0-0	2	0	0	1	0	0	1
Team					3						
Totals	200	15-47	2-11	12-17	27	17	5	6	2	1	44

(4) SDSU	MP	FG	3FG	FT	R	F	A	TO	B	S	TP
Spencer	*27	0-1	0-0	0-0	4	4	0	0	1	0	0
Shepard	*15	1-6	0-1	1-2	1	1	1	1	0	0	3
O'Brien	*30	2-4	0-0	2-5	5	1	0	1	0	0	4
Davis	*34	2-4	0-0	2-5	13	3	2	1	1	2	6
Thames	*35	9-19	4-9	8-9	1	1	5	3	0	1	30
Allen	1	0-0	0-0	0-0	0	1	0	0	0	0	0
Polee II	30	4-8	2-4	5-6	6	2	0	0	0	0	15
Quinn	12	2-3	1-1	0-0	2	3	0	0	0	1	5
Williams	1	0-0	0-0	0-0	0	0	0	0	0	0	0
Johnson	1	0-0	0-0	0-0	0	0	0	0	0	0	0
Shrigley	14	0-1	0-1	0-0	3	0	0	0	0	0	0
Team					3						
Totals	200	19-44	7-16	18-24	38	16	8	6	2	4	63

Halftime: San Diego State 30, North Dakota State 23. **FG%:** North Dakota State 31.9, San Diego State 43.2. **3FG%:** North Dakota State 18.2, San Diego State 43.8. **FT%:** North Dakota State 70.6, San Diego State 75.0. **Officials:** Pat Adams, James Breeding, Ray Natili. **Technical:** None.

2014 NCAA Tournament (Sweet 16)

No. 4/5 Arizona 70,

No. 13/11 San Diego State 64

March 27, 2014 • Anaheim, Calif.

Honda Center • Att.: 17,773

ANAHEIM, Calif. - Fourth-seeded San Diego State led top-seeded Arizona with under eight minutes to play, was tied with seven minutes left and trailed by one with 3:30 remaining in regulation, but could not pull the upset as the Wildcats came from behind to win, 70-64. The victory sent Arizona to the Elite Eight.

The rematch from the second game of the season was a see-saw affair until

SDSU turned a 22-20 deficit into a 29-22 lead. After a Rondae Hollis-Jefferson lay-up to break the 9-0 run, Dwayne Polee II canned a three-pointer to put San Diego State ahead by eight, 32-24.

The Aztecs had an opportunity to put the Wildcats away right before halftime, but missed their final three shots and committed two turnovers. Arizona, meanwhile, scored four points the rest of the way to trail San Diego State by just four at halftime.

Despite the missed chance to pull away, the Aztecs stuck to the game plan in the second half and eventually got their lead back up to eight points with 16:41 left in the second half thanks to six points from Xavier Thames.

In just over two minutes, however, Arizona was back within two. A Thames jumper temporarily halted the Wildcats' momentum, but the teams traded baskets over the next few minutes with Arizona taking its first lead, 50-49 (7:19), since 7:47 left in the first half.

Nick Johnson, the Pac-12 Player of the Year, missed his first nine shots, but with SDSU trailing by three points, Winston Shepard lost control of the ball near midcourt and Johnson was wide open for a lay-up to put Arizona up, 56-51, with 2:44 left. Johnson scored 13 consecutive points for UA and 15 of the team's final 16.

(4) SDSU	MP	FG	3FG	FT	R	F	A	TO	B	S	TP
Spencer	*22	1-1	0-0	3-4	7	4	0	1	2	0	5
Shepard	*28	3-8	0-1	3-5	3	3	1	4	0	0	9
O'Brien	*34	1-5	0-0	4-6	4	2	0	1	0	0	6
Davis	*39	2-5	0-0	2-2	14	4	2	1	0	0	6
Thames	*35	9-22	1-6	6-6	1	3	1	1	0	0	25
Polee II	27	5-9	3-5	0-0	3	2	0	0	0	2	13
Quinn	5	0-0	0-0	0-0	1	0	0	0	0	0	0
Shrigley	10	0-4	0-2	0-0	0	2	0	0	0	0	0
Team					4			2			
Totals	200	21-54	4-14	18-23	37	20	4	10	2	2	64

(1) UA	MP	FG	3FG	FT	R	F	A	TO	B	S	TP
Gordon	*39	7-9	1-1	0-3	6	4	2	1	2	0	15
Tarczewski	*20	3-3	0-0	1-2	1	4	1	2	2	0	7
York	*27	1-6	1-4	1-2	2	2	4	0	0	0	4
McConnell	*35	5-9	1-1	0-0	4	0	3	2	0	1	11
Johnson	*39	2-12	1-5	10-10	8	1	3	1	0	1	15
Moyes	7	0-0	0-0	0-0	0	0	1	0	0	0	0
Hollis-Jefferson	29	4-8	0-0	7-8	6	5	0	1	0	0	15
Pitts	4	1-1	1-1	0-0	0	0	0	0	0	0	3
Team					2						
Totals	200	23-48	5-12	19-25	29	16	14	7	4	2	70

Halftime: San Diego State 32, Arizona 28. **FG%:** Arizona 47.9, San Diego State 38.9. **3FG%:** Arizona 41.7, San Diego State 28.6. **FT%:** San Diego State 78.3, Arizona 76.0. **Officials:** Jamie Luckie, Michael Stephens, DJ Carstensen. **Technical:** None.

2015 NCAA Tournament (First Round)

San Diego State 76, St. John's 64

March 20, 2015 • Charlotte, N.C.

Time Warner Cable Arena • Att.: 16,945

CHARLOTTE, N.C. - Eighth-seeded San Diego State used a balanced attack to defeat ninth-seeded St. John's, 76-64, in the second round of the NCAA tournament.

SDSU shot 47.2 percent from the floor, including 40.9 percent from three-point range, and outrebounded the Red Storm, 40-32, and enjoyed a 13-7 advantage in offensive rebounds to earn a spot in the third round.

The Aztecs were buoyed by an impressive shooting display from deep in the first half. Dwayne Polee II was 4-for-6 and Matt Shrigley was 3-for-3 from behind the arc to help San Diego State take a 40-33 lead at halftime.

In the second half, SDSU opened with another three-pointer from Polee II to bump its lead to double figures, a margin the Aztecs would enjoy for most of the period. The Red Storm twice cut its deficit to seven points, the last of which occurred with 6:57 left in regulation. San Diego State, however, answered with six straight points to take a 66-53 lead with 3:22 to go.

St. John's responded by going on a 7-2 spurt to get its hole down to eight points with two minutes left, but SDSU made its next seven free-throws to put the game away.

(9) SJU	FG	3FG	FT	R	F	TP	A	TO	B	S	MP
Painter*	9-16	0-2	3-4	10	4	21	2	4	2	2	39
Branch*	3-6	0-1	0-0	3	4	6	0	1	0	0	39
Greene IV*	4-11	1-4	0-0	4	3	9	1	1	0	1	39
Harrison*	7-16	1-6	3-4	9	5	18	2	2	0	1	39
Jordan*	4-7	1-2	1-3	3	3	10	1	2	0	3	21
Jones	0-1	0-0	0-0	0	0	0	0	0	0	0	10
Lipscomb	0-0	0-0	0-0	1	0	0	0	0	0	0	1
Balamou	0-0	0-0	0-0	0	0	0	0	0	0	0	1
Alibegovic	0-2	0-2	0-0	1	2	0	0	0	0	0	6
De La Rosa	0-0	0-0	0-0	0	0	0	0	0	0	0	4
Ndiaye	0-0	0-0	0-0	0	0	0	0	0	0	0	1
Team				1							
Totals	27-59	3-17	7-11	32	21	64	6	10	2	7	200

MOUNTAIN WEST-RECORD 14-TIME CONFERENCE CHAMPIONS

(8) SDSU	FG	3FG	FT	R	F	TP	A	TO	B	S	MP
Spencer*	4-6	0-0	2-4	7	1	10	0	2	1	2	22
Polee II*	5-7	5-7	0-1	3	1	15	0	1	0	3	19
Shepard*	1-8	0-3	5-6	5	4	7	1	4	0	1	26
O'Brien*	8-12	0-0	2-2	4	1	18	2	4	0	0	34
Quinn*	1-6	0-3	0-1	2	2	2	5	1	0	0	19
Chol	0-1	0-0	0-0	5	1	0	1	0	0	0	9
Allen	0-0	0-0	0-0	0	0	0	0	0	0	0	0+
Kell	0-4	0-3	6-12	3	2	6	1	1	0	0	21
Pope	2-4	0-1	2-4	7	0	6	1	1	1	0	24
Shrigley	4-5	4-5	0-0	2	0	12	1	0	0	0	26
Team				2				1			
Totals	25-53	9-22	17-30	40	12	76	12	13	3	5	200

Halftime: San Diego State 40, St. John's 33. **FG%:** San Diego State 47.2, St. John's 45.8. **3FG%:** San Diego State 40.9, St. John's 17.6. **FT%:** St. John's 63.6, San Diego State 56.7. **Officials:** Bryan Kersey, Lamont Simpson, Thomas O'Neill. **Technical:** None.

2015 NCAA Tournament (Second Round)

National Postseason Tournaments



MOUNTAIN WEST-RECORD 14-TIME CONFERENCE CHAMPIONS

triple-double in school history.

The forward was responsible for eight of the Aztecs' 10 first-half assists, which helped San Diego State jump out to a 40-22 lead at halftime. In the first half alone, SDSU made 53.3 percent of its attempts from the field, while holding the Mastodons to 27.6-percent shooting.

In the second half, San Diego State matched its first-half shooting effort, making an identical 16-of-30 shots from the field. Defensively, IPFW made a few more shots than it did in the first, but it was not enough as the Aztecs enjoyed a lead no smaller than 19 points in the final 20 minutes.

Joining Shepard in double figures in scoring was Malik Pope, who had 15 points and eight rebounds, and Dakarai Allen, who finished with 10 points.

(7) IPFW	FG	3FG	FT	R	F	TP	A	TO	B	S	MP
Reed*	5-13	0-4	7-7	5	2	17	0	5	0	1	33
Callhoun*	1-5	0-0	0-0	1	2	2	1	2	4	0	18
Konchar*	4-9	0-2	2-2	18	1	10	4	1	0	6	40
Landis*	5-15	4-9	0-0	3	4	14	1	6	0	1	38
Caldel*	0-10	0-0	0-0	2	2	0	2	1	0	0	32
Stewart	2-4	1-2	0-0	1	4	5	0	0	0	1	24
Ruise Jr.	1-3	1-1	1-2	1	1	4	1	1	0	0	8
Harrell	1-1	1-1	0-0	0	0	3	0	0	0	0	1
Tallo	0-1	0-1	0-0	0	0	0	0	0	0	0	5
Pouther	0-0	0-0	0-0	0	0	0	0	0	0	0	1
Team				1							
Totals	19-61	7-25	10-11	32	16	55	9	16	4	9	200

(2) SDSU	FG	3FG	FT	R	F	TP	A	TO	B	S	MP
Spencer*	0-1	0-0	0-0	3	0	0	0	1	2	1	15
Shepard*	4-10	0-2	2-2	10	0	10	12	6	0	2	36
Pope*	6-10	3-4	0-0	8	0	15	0	0	2	0	25
Allen*	5-9	0-1	0-0	2	1	10	1	1	1	0	19
Kell*	3-7	2-5	0-1	3	1	8	0	0	0	0	20
Chol	3-3	0-0	1-2	2	2	7	0	0	0	0	14
Williams	0-0	0-0	0-0	0	2	0	0	0	0	0	9
Cheatham	4-5	0-0	1-2	4	3	9	1	5	1	0	16
Perez	1-2	0-1	0-0	0	0	2	0	0	0	2	5
Shrigley	2-5	2-4	0-1	2	1	6	2	0	1	0	18
U'u	0-1	0-0	0-0	0	2	0	1	1	0	0	3
Federico	1-1	1-1	0-0	0	0	3	0	0	0	0	3
Hemsley	3-6	1-4	2-2	2	2	9	1	0	0	1	17
Team				1							
Totals	32-60	9-22	6-10	37	14	79	18	14	7	6	200

Halftime: San Diego State 40, IPFW 22. FG%: San Diego State 53.3, IPFW 31.1. 3FG%: San Diego State 40.9, IPFW 28.0. FT%: IPFW 90.9, San Diego State 60.0. Officials: Mike Scyphers, D.G. Nelson, Deron White. Technicals: None.

2016 NIT (Second Round)

San Diego State 93, Washington 78

March 21, 2016 • San Diego, Calif.
Viejas Arena • Att.: 12,414

SAN DIEGO - San Diego State ended the first half on an 18-5 run, turning a three-point SDSU lead into a 16-point cushion and then fended off a second-half Washington run to defeat the visiting Huskies, 93-78, in front of a sold-out Viejas Arena crowd.

The Aztecs led by 11 points midway through the first half only to have Washington embark on a 12-4 run to trail, 27-24, with 5:19 left. SDSU, however, answered with a three-pointer from Malik Pope and a dunk from Skylar Spencer to jump start the aforementioned 18-5 run, which was punctuated by a Matt Shrigley trey with five seconds left to give the Aztecs a 45-29 lead at halftime.

San Diego State kept its double-digit lead intact for more than the first 10 minutes of the second half. It was when the clock dipped under 12 minutes to play, however, when the Huskies made their run at the Aztecs.

After Angelo Chol made two free throws, Marquese Chris threw down a dunk to pull Washington to within 16 points. Eight combined misses from both teams highlighted the next minute and a half before Dejourne Murray made a layup to end the drought for both teams.

Washington's four unanswered points turned into an 11-0 run that made it a 69-64 game with 7:21 left in the second half. The Aztecs weathered the storm and had an answer for each Huskies basket and eventually built an 11-point lead with 3:28 to go before winning by 15.

(3) UW	FG	3FG	FT	R	F	TP	A	TO	B	S	MP
Chris*	6-14	1-2	6-7	4	5	19	0	0	2	2	21
Thybulle*	2-3	0-1	0-0	2	4	4	1	0	1	0	20
Dime*	1-1	0-0	0-0	1	4	2	0	0	1	0	10
Murray*	8-23	0-3	4-6	9	3	20	5	2	0	3	36
Andrews*	4-13	1-3	8-11	2	1	17	6	4	0	1	37
Crisp	0-3	0-2	0-0	3	1	0	1	1	0	1	15
Green	2-4	2-2	3-6	3	4	9	0	0	1	0	28
Duruisseau	3-6	0-1	1-1	8	3	7	0	0	1	0	30
Dorsey	0-1	0-1	0-0	1	1	0	0	0	0	0	3
Team				5							

Totals	26-68	4-15	22-31	38	26	78	13	7	6	7	200
(2) SDSU	FG	3FG	FT	R	F	TP	A	TO	B	S	MP
Spencer*	3-3	0-0	0-3	5	3	6	2	0	4	0	26
Shepard*	7-12	0-0	6-6	10	3	20	4	4	0	1	34
Pope*	3-8	1-2	3-6	12	2	10	0	1	1	0	32
Allen*	3-8	0-1	4-5	4	2	10	0	0	0	0	21
Kell*	5-12	2-3	4-4	0	3	16	0	3	0	0	21
Chol	0-2	0-0	2-2	3	0	2	0	1	0	0	7
Cheatham	1-2	0-0	2-2	4	1	4	0	2	0	0	14
Shrigley	4-5	4-4	0-0	0	2	12	0	0	0	0	19
Hemsley	4-15	0-2	5-8	1	5	13	5	0	1	1	26
Team				9							
Totals	30-67	7-12	26-36	48	21	93	11	11	6	2	200

Halftime: San Diego State 45, Washington 29. FG%: San Diego State 44.8, Washington 38.2. 3FG%: San Diego State 58.3, Washington 26.7. FT%: San Diego State 72.2, Washington 71.0. Officials: Michael Irving, David Hall, Deldre Carr. Technicals: Team - Washington.

2016 NIT (Quarterfinal)

San Diego State 72, Georgia Tech 56

March 23, 2016 • San Diego, Calif.
Viejas Arena • Att.: 12,414

SAN DIEGO - Second-seeded San Diego State went on a 12-4 run that took five minutes off the clock midway through the second half, which opened a 13-point lead, to defeat fourth-seeded Georgia Tech, 72-56, in the quarterfinal round of the NIT inside a sold-out Viejas Arena.

The Aztecs led the Yellow Jackets, 50-45, with 9:57 to go in the game and the score held for the next 1:31 until Dakarai Allen made one free throw. The point was the beginning of the previously mentioned 12-4 run, which helped create the separation SDSU needed to earn a trip to Madison Square Garden.

The Allen free throw led to a jumper from Jeremy Hemsley and a three-pointer from Trey Kell to push the lead to 11. The end of the run culminated in a pair of Allen free throws, which put San Diego State up, 62-49, with 3:30 to play. The Aztecs led by double digits the rest of the way in winning their 28th game of the 2015-16 season.

(4) GT	FG	3FG	FT	R	F	TP	A	TO	B	S	MP
Mitchell*	5-8	0-0	2-4	12	5	12	0	2	0	0	30
Stephens*	0-2	0-2	0-0	4	4	0	1	1	0	0	20
Jacobs*	4-9	0-0	0-0	3	2	8	0	3	2	0	28
Smith*	3-11	0-4	0-0	0	1	6	2	0	1	0	32
Georges-Hunt*	6-14	2-4	4-4	6	1	18	3	2	1	1	38

Jackson	2-2	0-0	2-2	0	0	6	0	0	0	1	13
Heath	1-1	0-0	1-2	0	1	3	2	0	0	1	20
White	0-1	0-0	0-0	2	3	0	0	0	0	0	10
Lammers	1-2	0-0	1-2	1	0	3	0	1	1	0	9
Team				2							4
Totals	22-50	2-10	10-14	30	17	56	8	13	5	3	200

(2) SDSU	FG	3FG	FT	R	F	TP	A	TO	B	S	MP
Spencer*	4-4	0-0	0-3	2	2	8	0	0	3	1	25
Shepard*	4-10	0-0	4-6	5	0	12	2	0	0	0	31
Pope*	4-14	1-5	1-2	10	1	10	0	0	0	1	27
Allen*	0-2	0-0	3-4	4	0	3	3	1	0	4	31
Kell*	7-12	4-5	0-0	2	2	18	0	3	0	0	31
Chol	3-6	0-0	0-0	2	2	6	2	0	0	0	15
Cheatham	2-3	0-0	2-2	2	2	6	1	2	1	0	13
Shrigley	0-2	0-2	0-0	1	0	0	0	0	0	0	9
Hemsley	4-9	1-2	0-0	0	0	9	0	0	0	0	18
Team				4							
Totals	28-62	6-14	10-17	32	9	72	8	6	4	6	200

Halftime: San Diego State 31, Georgia Tech 31. FG%: San Diego State 45.2, Georgia Tech 44.0. 3FG%: San Diego State 42.9, Georgia Tech 20.0. FT%: Georgia Tech 71.4, San Diego State 58.8. Officials: Kevin Brill, Tommy Hunez, Larry Spaulding. Technicals: None.

2016 NIT (Semifinal)

George Washington 65, San Diego State 46

March 29, 2016 • New York, N.Y.
Madison Square Garden • Att.: 8,298

NEW YORK - Second-seeded SDSU saw its season come to an end as it fell to fourth-seeded George Washington, 65-46, in the NIT semifinals.

The Aztecs struggled shooting, which denied them a trip to the championship game for the second straight time in the NIT (2009).

SDSU's woes from the outside put them in a tough position at halftime as it trailed the Colonels, 35-20. In the first 20 minutes, the Aztecs connected on just 6-of-25 from the floor, including a 1-for-9 effort from three-point distance. On the other end of the floor, San Diego State did an admirable job, holding GW to 38.9 percent from the field.

The second half was just a tad bit better offensively for SDSU, but a lot better for George Washington. In the final 20 minutes, the Aztecs shot 32.4 percent from the field, but allowed the Colonels to knock down 12 of their 25 attempts or 48.0 percent.

San Diego State was only outscored by four points in the second half, but its first-half deficit was too much to overcome.



Winston Shepard (2013-16) had arguably the best all-around game in Aztec postseason history when he recorded a triple double against IPFW in the opening round of the 2016 NIT. Shepard finished with 10 points, 10 rebounds and 12 assists in SDSU's 79-55 victory.

National Postseason Tournaments



MOUNTAIN WEST-RECORD 14-TIME CONFERENCE CHAMPIONS

(4) GW	FG	3FG	FT	R	F	TP	A	TO	B	S	MP
Larsen*	3-8	0-2	1-2	4	3	7	1	2	1	0	29
Cavanaugh*	7-15	2-5	4-4	11	1	20	2	1	1	1	36
Watanabe*	3-8	2-4	0-0	8	2	8	2	0	1	1	33
Garino*	6-12	1-4	0-0	5	2	13	1	1	1	0	29
McDonald*	4-7	0-0	1-3	4	2	9	6	1	0	2	31
Mitola	2-4	2-2	0-0	3	1	6	3	1	0	0	14
Jorgensen	1-5	0-2	0-0	1	1	2	1	0	0	0	11
Swan	0-0	0-0	0-0	0	1	0	0	0	0	0	3
Roland	0-0	0-0	0-0	0	0	0	0	0	0	0	3
Hart	0-2	0-0	0-0	2	2	0	1	0	0	0	10
Goss	0-0	0-0	0-0	0	0	0	0	0	0	0	1
Team				3							
Totals	26-61	7-19	6-9	41	15	65	17	6	4	4	200

(2) SDSU	FG	3FG	FT	R	F	TP	A	TO	B	S	MP
Shepard*	3-13	0-4	1-2	3	0	7	3	1	0	0	35
Pope*	1-5	0-2	0-0	5	2	2	2	3	1	1	28
Spencer*	1-3	0-0	0-1	6	2	2	0	0	3	0	23
Allen*	3-10	1-3	6-6	4	2	13	1	0	1	0	20
Kell*	3-8	1-5	0-0	1	1	7	1	2	0	1	29
Chol	1-2	0-0	0-0	3	2	2	0	2	0	0	10
Williams	0-0	0-0	0-0	0	0	0	0	0	0	0	1
Cheatham	3-7	0-0	1-1	10	1	7	1	1	0	1	16
Perez	0-0	0-0	0-0	0	0	0	0	0	0	0	1
Shringley	1-4	1-4	0-0	1	2	3	0	0	0	1	15
U'u	0-0	0-0	0-0	0	0	0	0	0	0	0	1
Federico	0-1	0-1	0-0	0	0	0	0	0	0	0	1
Hemsley	1-6	0-3	1-2	1	2	3	0	1	1	0	20
Team				6				1			
Totals	17-59	3-22	9-12	40	14	46	8	11	6	4	200

Halftime: George Washington 35, San Diego State 20. **FG%:** George Washington 42.6, San Diego State 28.8. **3FG%:** George Washington 36.8, San Diego State 13.6. **FT%:** San Diego State 75.0, George Washington 66.7. **Officials:** Earl Hess, James Breeding, Bo Boroski. **Technical:** None.

2018 NCAA Tournament (First Round)

No. 21/19 Houston 67, San Diego State 65

March 15, 2018 • Wichita, Kan.
INTRUST Bank Arena • Att.: 14,019

WICHITA, Kan. - No. 11-seed San Diego State had a three-point attempt with 1.2 seconds left to win the game, but Trey Kell's shot was off the mark as the Aztecs' rally fell short in a 67-65 loss to sixth-seeded Houston in the first round of the NCAA tournament.

SDSU trailed, 39-29, at halftime and by as many as 13 points in the second half before it made its furious comeback.

The Aztecs were betrayed by their poor free-throw shooting in a first half that saw them make just 7 of 13 from the charity stripe. San Diego State was not much better in the second, but the quantity made up for its slightly improved success rate (14-22).

After facing its largest deficit of the night, Jeremy Hemsley knifed through the paint for a bucket and Houston responded with a Rob Gray free throw. SDSU then began its free-throw exhibition, scoring its next 10 points from the line, while missing just two over the ensuing 2:55 to make it a five-point Cougar lead.

During that stretch and beyond, Gray was Houston's only offense as he scored 11 consecutive points. By the time someone other than Gray scored for the Cougars, SDSU closed to within four points with 4:08 to play.

San Diego State finally tied the game with 1:06 remaining on a Devin Watson trey, but Gray answered with a three of his own. As the pace picked up after the Gray triple, Watson made another three-pointer, this time with 31 seconds left, tying the score at 65.

Houston held for the last shot, which ended with Gray twisting in the paint for a lay-up with 1.2 seconds left. SDSU called for time and Matt Mitchell threw a length-of-the-court pass to the top of the three-point line where Kell grabbed the ball, turned and shot, but the attempt was not on target.

Gray, who scored 19 of UH's final 20 points, finished with a career-high 39. Jalen McDaniels led SDSU with 18 points and nine boards, while Malik Pope had 11 points and 11 rebounds.

(11) SDSU	FG	3FG	FT	R	F	TP	A	TO	B	S	MP
McDaniels*	4-11	1-2	9-12	9	4	18	1	2	1	0	28
Mitchell*	1-2	0-1	1-2	2	3	3	1	0	0	0	19
Pope*	4-8	0-1	3-8	11	4	11	2	4	3	0	34
Watson*	3-10	2-4	1-4	3	1	9	2	1	0	1	30
Kell*	4-14	0-3	4-5	8	2	12	4	2	0	0	38
Montana	2-4	1-3	0-0	2	1	5	0	2	0	1	14
Schakel	0-0	0-0	2-2	1	1	2	1	0	0	0	9
Hemsley	2-5	0-2	0-0	3	4	0	1	1	1	2	19
Rooks	0-0	0-0	1-2	1	0	1	0	0	0	0	9
Team				5							
Totals	20-54	4-16	21-35	44	19	65	11	12	5	4	200

(6) UH	FG	3FG	FT	R	F	TP	A	TO	B	S	MP
Davis*	4-14	0-0	1-2	9	5	9	0	0	0	0	27
Brady*	0-0	0-0	0-0	2	1	0	0	0	0	0	11
Davis Jr.*	2-10	0-5	5-5	4	2	9	2	1	0	1	38
Robinson Jr.*	2-3	1-1	0-0	2	4	5	2	1	0	0	24
Gray*	12-25	4-6	11-15	8	2	39	0	4	0	1	36
Harris Jr.	1-1	0-0	0-0	1	1	2	0	0	0	0	3
Brooks	0-4	0-1	0-0	7	2	0	0	0	1	0	22
Zanna	0-1	0-0	1-2	1	3	1	1	0	0	1	27
Grant	0-0	0-0	0-0	0	0	0	0	0	0	0	1
White Jr.	1-1	0-0	0-0	2	5	2	0	1	0	0	11
Team				3							
Totals	22-59	5-13	18-24	39	25	67	5	7	1	3	200

Halftime: Houston 39, San Diego State 29. **FG%:** Houston 37.3, San Diego State 37.0. **3FG%:** Houston 38.5, San Diego State 25.0. **FT%:** Houston 75.0, San Diego State 60.0. **Officials:** Anthony Jordan, Kelly Pfeifer, Larry Spaulding. **Technical:** None.

2021 NCAA Tournament (First Round)

Syracuse 78, No. 16/18 San Diego State 62

March 19, 2021 • Indianapolis, Ind.
Hinkle Fieldhouse • Att.: 0

INDIANAPOLIS - The decades-old zone defense of Syracuse coach Jim Boeheim claimed another frustrated victim Friday night.

The No. 11 seed Orange beat 6-seeded San Diego State without a field goal for nearly a quarter of the game, Buddy Boeheim hit seven 3-pointers and finished with 30 points, and Syracuse cruised to a 78-62 victory.

Boeheim finished 7-of-10 from beyond the arc and 11-of-15 from the field, and Marek Dolezaj added 11 points, as Syracuse advanced to play third-seeded West Virginia or No. 14 seed Morehead State for a spot in the Sweet 16.

The Orange were trailing 18-14 midway through the first half when they clamped down on defense, holding San Diego State without a field goal the rest of the half. And when the Aztecs threatened to trim their deficit to less than 10 early in the second half, the son of the Syracuse coach was there to provide an answer.

Boeheim hit three quick threes to put the game out of reach. Jordan Schakel had 17 points, but the nation's third-best 3-point shooter was just 5-of-13 from distance. Matt Mitchell also had 17 points on 8-of-19 shooting.

SDSU made it clear from the moment it put up three treys on its first couple of possessions that the plan was to break Syracuse's zone by shooting over the top. Problem was the Aztecs didn't make many.

Beginning with Boeheim's own 3-pointer with 9:17 left, the Aztecs never scored again in the first half. They missed their final 10 attempts from beyond the arc, finished 3 of 20 from the 3-point line in the first half, and even missed the front end of a one-and-one with a few seconds left before the break.

"Buddy Buckets" nearly outsourced San Diego State by himself. Boeheim had 16 points as Syracuse built a 32-18 halftime lead; it was the fewest points Dutch-er's high-scoring, perimeter-oriented team had scored in a half all season.

Schakel got a 3-pointer to go right out of halftime, giving the San Diego State fans a long-awaited reason to cheer. But the Aztecs promptly went into another long slump, and the Orange' built a 56-30 lead before coasting to the finish.

(11) Syracuse	FG	3FG	FT	R	F	TP	A	TO	S	B	MP
Guerrier *	1-4	0-1	1-2	4	2	3	0	2	0	0	28
Dolezaj *	3-4	0-0	5-5	4	3	11	5	2	0	2	34
Giffin *	0-2	0-1	0-0	1	1	0	1	1	0	1	15
Girard III *	3-10	3-8	3-3	6	2	12	7	4	0	0	28
Boeheim *	11-15	7-10	1-1	4	2	30	0	1	0	0	35
Brawell	3-5	2-4	1-2	2	1	9	0	0	0	2	25
Richmond	3-5	2-2	0-0	2	2	8	1	2	0	2	16
Edwards	1-1	0-0	0-0	5	2	2	0	0	0	1	16
Ajak	0-0	0-0	0-0	0	0	0	0	0	0	0	0+
Newton	1-1	1-1	0-0	0	0	3	0	0	0	0	0+
Owens	0-0	0-0	0-0	0	0	0	0	0	0	0	0+
Team				6							
Totals	26-47	15-27	11-13	34	15	78	14	12	0	8	200

(6) SDSU	FG	3FG	FT	R	F	TP	A	TO	S	B	MP
Mitchell *	8-19	1-9	0-1	8	3	17	4	1	0	0	36
Mensah *	2-3	0-0	1-3	5	4	5	0	1	1	1	23
Gamez *	1-7	1-7	0-0	1	1	3	0	1	0	0	22
Pulliam *	3-7	2-3	0-0	4	4	8	6	1	3	0	26
Schakel *	6-16	5-13	0-0	5	0	17	1	0	0	0	37
Saiko	0-3	0-3	0-0	1	1	0	1	0	0	0	16
Tomaic	1-2	0-0	0-0	1	0	2	1	0	0	0	15
Johnson	1-3	0-0	1-1	3	1	3	0	1	1	0	11
Butler	0-5	0-3	1-2	2	0	1	2	0	0	0	11
Dirnwidie	1-1	1-1	0-0	0	0	3	0	0	0	0	0+
Evans	1-1	1-1	0-0	0	0	3	0	0	0	0	0+
Alger	0-0	0-0	0-0	0	0	0	0	0	0	0	0+
Barnett	0-0	0-0	0-0	0	0	0	0	0	0	0	0+
Team				3				1			
Totals	24-67	11-40	3-7	33	14	62	16	5	6	1	200

Halftime: Syracuse 32, San Diego State 18. **FG%:** Syracuse 55.3, San Diego State 35.8. **3FG%:** Syracuse 55.6, San Diego State 27.5. **FT%:** Syracuse 84.6, San Diego State 42.9.

Officials: Chris Rastatter, Kelly Pfeifer, Clarence Armstrong. **Technical:** none.

2022 NCAA Tournament (First Round)

Creighton 72, San Diego State 69

March 17, 2022 • Fort Worth, Texas
Dickies Arena • Att.: 10,560

FORT WORTH, Texas - Trey Alexander converted a go-ahead, three-point play late in overtime, and Creighton rallied for a 72-69 victory over San Diego State in an NCAA Tournament opener Thursday night.

The Bluejays hadn't led since the first five minutes of the game when Alexander, who also had the tying bucket late in regulation, drove right and was fouled on the layup. The free throw put Creighton ahead 71-69 with 1:08 remaining.

Down by two, the Aztecs had the ball with 4.3 seconds left when Matt Bradley inbounded to Aquek Arop, then ran around him for the handoff. Bradley lost control of the ball before getting a shot off, and Creighton secured it with 0.8 to go.

Alexander scored 18 points, and Ryan Kalkbrenner had 16 points and 10 rebounds before leaving with an apparent left leg injury in overtime.

The ninth-seeded Bluejays (23-11) will play Saturday against the winner between Kansas, the top seed in the Midwest Region, and Texas Southern. Creighton reached the Sweet 16 last year.

Chad Baker-Mazara scored 15 of his 17 points in the first half for the Aztecs (23-9), who were in position for their first tournament win since 2015. Gus Bradley added 15.

Bradley had a chance to give San Diego State the lead on free throws with 6.4 seconds left in regulation when Alex O'Connell fouled him on a drive. Bradley missed the front end of a one-and-one, and Arthur Kaluma dribbled the length of the court before lofting an air ball from the baseline as time expired.

The Aztecs had led by at least five points since the middle of the first half when O'Connell hit just the second 3-pointer of the game for Creighton to get the Bluejays within four just inside the two-minute mark.

After a steal led to a layup from Kalkbrenner, Creighton forced another turnover before getting two shots blocked at the other end. The Bluejays thought they had the tying basket on another steal after the second block, but an official ruled San Diego State called timeout.

That ruling was reversed on replay, and Alexander hit the tying layup with 11 seconds to go.

Kalkbrenner went down and grimaced after a posting up Arop

National Postseason Tournaments



MOUNTAIN WEST-RECORD 14-TIME CONFERENCE CHAMPIONS

NCAA Tournament Individual Game Records - Division I

Individual
Points Scored
 30, Xavier Thames vs. North Dakota St., 3-22-14

Field Goals
 12, Will Connelly vs. UNLV, 3-15-75

Field Goals Attempted
 22, Xavier Thames vs. Arizona, 3-27-14, Will Connelly vs. UNLV, 3-15-75

Highest FG Percentage (min. 5 made)
 .833 (5-6), Richie Williams vs. Indiana, 3-16-06

Three-Point Field Goals
 6, Al Faux vs. Illinois, 3-15-02

Three-Point Field Goals Attempted
 13, Jordan Schakel vs. Syracuse, 3-19-21

Three-Point Field Goal Pct. (min. 4 made)
 .800 (4-5), Matt Shrigley vs. St. John's, 3-20-15, Chase Tapley vs. Temple, 3-19-11

Free Throws
 10, Xavier Thames vs. New Mexico St., 3-20-14

Free Throws Attempted
 12, Jalen McDaniels vs. Houston, 3-15-18, Trey Kell vs. St. John's, 3-20-15, Xavier Thames vs. New Mexico St., 3-20-14

Free-Throw Percentage (min. 7 made)
 1.000 (7-7), Jamaal Franklin vs. Oklahoma, 3-22-13, Jamaal Franklin vs. North Carolina St., 3-16-12

***Offensive Rebounds**
 7, Billy White vs. Northern Colorado, 3-17-11

***Defensive Rebounds**
 10, Josh Davis vs. North Dakota St., 3-22-14, Josh Davis vs. New Mexico St., 3-20-14

Total Rebounds
 17, Steve Copp vs. UNLV, 3-15-75

Assists
 8, Richie Williams vs. Indiana, 3-16-06

Blocked Shots
 4, Skylar Spencer vs. Duke, 3-22-15, Skylar Spencer vs. New Mexico St., 3-20-14, Malcolm Thomas vs. Temple, 3-19-11, Leonard Allen vs. UNLV, 3-14-85

Steals
 4, Skylar Spencer vs. New Mexico St., 3-20-14, Jamaal Franklin vs. Florida Gulf Coast, 3-24-13, Richie Williams vs. Indiana, 3-16-06

Minutes Played
 50, D.J. Gay vs. Temple, 3-19-11

Opponent Individual
Points Scored
 39, Rob Gray, Houston, 3-15-18

Highest FG Percentage (min. 5 made)
 .833 (5-6), Frank Williams, Illinois, 3-15-02

Three-Point Field Goals
 7, Buddy Boeheim, Syracuse, 3-19-21

Three-Point Field Goal Pct. (min. 4 made)
 .833 (5-6), Frank Williams, Illinois, 3-12-03

Rebounds
 12, Justise Winslow, Duke, 3-22-15, Rahlir Jefferson, Temple, 3-19-11, Taylor Montgomery, Northern Colorado, 3-17-11

Assists
 14, Brett Comer, Florida Gulf Coast, 3-24-13

Blocked Shots
 4, Eric McKnight, Florida Gulf Coast, 3-24-13

Steals
 6, Earl Calloway, Indiana, 3-16-06

** - Not recorded before 1985*

SDSU Composite NCAA Tournament Statistics - Division I

Player	GP	GS	Min	Avg	TOTAL			3-PTS			REBOUNDS			PF-FO	A	TO	Blk	Stl	Pts	Avg	
					FG-FGA	Pct	3FG-FGA	Pct	FT-FTA	Pct	Off	Def	Tot								Avg
Abukar, Mohamed	1	1	31	31.0	8-13	.615	2-2	1.000	6-6	1.000	3	6	9	9.0	2-0	0	4	2	1	24	24.0
Alger, Cade	1	0	1	1.0	0-0	.000	0-0	.000	0-0	.000	0	0	0	0.0	0-0	0	0	0	0	0	0.0
Allen, Dakarai	2	0	1	0.5	0-0	.000	0-0	.000	0-0	.000	0	0	0	0.0	1-0	0	0	0	0	0	0.0
Allen, Leonard	1	1	36	36.0	8-10	.800	7-10	.700	9-9	1.000	9	9	4	4.0	0-0	4	3	23	23.0		
Arop, Aquek	1	0	31	31.0	3-7	.429	0-1	.000	0-1	.000	2	0	2	2.0	1-0	2	0	1	3	6	6.0
Baker-Mazara, Chad	1	0	17	17.0	5-8	.625	1-2	.500	6-7	.857	0	3	3	3.0	1-0	1	1	0	0	17	17.0
Barnett, Jared	1	0	1	1.0	0-0	.000	0-0	.000	0-0	.000	0	0	0	0.0	0-0	1	0	0	0	0	0.0
Bland, Tony	1	1	35	35.0	6-15	.400	1-2	.500	5-7	.714	2	2	4	4.0	2-0	2	1	0	1	18	18.0
Bradley, Matt	1	1	36	36.0	6-19	.316	0-5	.000	4-7	.571	4	4	8	8.0	4-0	3	4	1	0	16	16.0
Brown, Jerry	1	0	1	1.0	0-0	.000	0-0	.000	0-0	.000	0	1	1	1.0	0-0	0	0	0	0	0	0.0
Bunting, Allen	2	2	66	33.0	5-22	.227	4-4	1.000	4-4	1.000	10	5	7	7.0	4-9	1	0	0	14	7.0	
Butler, Lamont	2	1	28	14.0	1-7	.143	1-5	.200	1-2	.500	2	6	8	4.0	4-0	4	2	0	1	4	2.0
Camara, Mohamed	1	0	2	2.0	0-1	.000	0-0	.000	0-2	.000	0	0	0	0.0	1-0	0	0	0	0	0	0.0
Carlwell, Brian	4	0	38	9.5	3-10	.333	0-1	.000	1-2	.500	8	4	12	3.0	2-0	1	1	2	0	7	1.75
Chal, Angelo	2	0	16	8.0	2-4	.500	0-0	.000	0-0	.000	3	4	7	3.5	1-0	1	0	0	0	4	2.0
Contreras, Raul	1	0	2	2.0	1-1	1.000	0-0	.000	0-0	.000	0	0	0	0.0	0-0	1	0	0	0	2	2.0
Connelly, Will	2	2	77	38.5	17-36	.472	2-6	.333	10-16	.625	21	10.5	5-0	5.0	0-3	2	2	0	36	18.0	
Copp, Steve	2	2	73	36.5	13-29	.448	10-16	.625	10-16	.625	28	14	7-0	7.0	2-5	1	1	1	36	18.0	
Davis, Josh	3	3	114	38.0	9-19	.474	0-0	.000	4-7	.571	13	28	41	13.7	9-0	5	5	1	3	22	7.3
Davis, Kelvin	1	1	28	28.0	4-6	.667	1-3	.333	2-3	.667	0	3	3	3.0	3-0	0	1	0	0	11	11.0
Davis, Irimaine	1	0	9	9.0	0-0	.000	0-0	.000	0-0	.000	0	3	3	3.0	1-0	1	0	0	0	0	0.0
Delsman, Mark	2	0	28	14.0	4-7	.571	2-5	.400	0-0	.000	0	4	2-0	3-0	4	3	0	1	10	5.0	
Diabate, Tahirou	1	0	11	11.0	1-2	.500	0-0	.000	0-0	.000	0	1	1	1.0	2-0	1	0	1	0	2	2.0
Dinwiddie Jr., Keith	1	0	1	1.0	1-1	1.000	0-0	.000	0-0	.000	0	0	0	0.0	0-0	0	0	0	0	3	3.0
Dodd, Mike	1	0	1	1.0	0-0	.000	0-0	.000	0-0	.000	0	0	0	0.0	0-0	0	0	0	0	0	0.0
Dorsey, Creon	1	1	31	31.0	0-3	.000	2-4	.500	0-0	.000	6	6	3-0	3-0	8	4	0	0	2	2	2.0
Earle, Gary	2	0	17	8.5	0-4	.000	0-0	.000	0-0	.000	0	3	1-5	5-0	0	1	0	0	0	0	0.0
Epps, Myron	1	0	12	12.0	0-1	.000	0-0	.000	0-0	.000	0	0	0	0.0	2-0	1	4	0	0	0	0.0
Evans, Che	1	0	1	1.0	1-1	1.000	0-0	.000	0-0	.000	0	0	0	0.0	0-0	0	0	0	0	3	3.0
Faux, Al	1	0	37	37.0	9-16	.562	6-9	.666	3-4	.750	1	2	3	3.0	0-0	2	3	0	2	27	27.0
Franklin, LaBradford	1	0	4	4.0	0-1	.000	0-0	.000	0-0	.000	0	0	0	0.0	0-0	1	0	0	0	0	0.0
Franklin, Jamaal	5	3	118	23.6	21-42	.500	8-18	.444	16-16	1.000	4	25	29	5.8	10-0	12	11	1	9	66	13.2
Gay, D.J.	4	4	159	39.8	14-47	.298	8-24	.333	10-11	.909	2	15	17	4.3	3-0	9	5	1	2	46	11.5
Gomez, Terrell	1	1	22	22.0	1-7	.143	1-7	.143	0-0	.000	0	1	1	1.0	1-0	0	0	0	0	3	3.0
Green, Bob	1	0	5	5.0	3-4	.750	1-2	.500	0-0	.000	1	3	3	3.0	1-0	0	1	0	3	7	7.0
Green, Garrett	1	0	22	22.0	1-4	.250	0-0	.000	0-0	.000	1	0	1	1.0	1-0	0	0	1	0	2	2.0
Heath, Brandon	1	1	38	38.0	6-17	.353	3-9	.333	0-0	.000	1	1	2	2.0	2-0	5	2	0	1	15	15.0
Hemsley, Jeremy	1	0	19	19.0	2-5	.400	0-2	.000	0-0	.000	0	2	2	2.0	3-0	0	1	1	2	4	4.0
Holcomb, Randy	1	1	29	29.0	4-10	.400	0-1	.000	1-2	.500	1	2	3	3.0	0-0	2	4	0	0	9	9.0
Johnson, James	2	0	2	1.0	0-0	.000	0-0	.000	0-0	.000	0	0	0	0.0	1-0	0	0	0	0	0	0.0
Johnson, Keshad	2	1	37	18.5	4-8	.500	0-2	.000	1-1	1.000	3	2	5	2.5	2-0	2	2	1	2	9	4.5
Kell, Trey	3	1	75	25.0	4-24	.167	0-7	.000	10-17	.588	1	14	15	5.0	4-0	9	3	0	0	18	6.0
Kennedy, Michael	1	1	29	29.0	5-8	.625	1-3	.333	0-0	.000	8	8	3-0	3-0	0	1	1	0	0	11	11.0
Konek, Jeff	1	0	20	20.0	1-5	.200	3-4	.750	0-0	.000	3	3	3	3.0	4-0	7	3	0	0	5	5.0
Kovach, Bob	2	2	67	33.5	8-22	.364	5-10	.500	0-0	.000	11	5.5	6-0	2	3	0	2	21	10.5		
Kovacic, Karlo	1	0	5	5.0	0-4	.000	0-4	.000	0-0	.000	0	0	0	0.0	0-0	1	0	0	0	0	0.0
Kramer, Joel	1	0	5	5.0	1-3	.333	0-0	.000	0-0	.000	0	0	0	0.0	0-0	0	0	0	0	2	2.0
Leary, Ray	2	2	56	28.0	8-16	.500	0-0	.000	0-0	.000	2	2	1-0	6-1	15	8	0	0	16	8.0	
Leonard, Kawhi	4	4	144	36.0	24-55	.436	4-14	.286	9-10	.900	6	32	38	9.5	12-0	11	9	4	4	61	15.3
Mackell, Mike	1	1	25	25.0	4-7	.571	0-0	.000	2-2	1.000	5	1	6	6.0	3-0	1	1	0	0	10	10.0
Martens, John	1	1	28	28.0	4-8	.500	3-4	.750	0-0	.000	2	2	2	2.0	4-0	0	4	0	0	11	11.0
McDaniels, Jalen	1	1	28	28.0	4-11	.364	1-2	.500	9-12	.750	5	7	9	9.0	4-0	1	2	1	0	18	18.0
Mensah, Nathan	2	2	36	18.0	2-4	.500	0-0	.000	1-3	.333	3	4	7	3.5	9-1	0	0	3	1	5	2.5
Montana, Max	1	0	14	14.0	2-4	.500	1-3	.333	0-0	.000	0	2	2	2.0	1-0	0	2	0	1	5	5.0
Moore, Deandre	1	1	28	28.0	0-3	.000	0-2	.000	0-1	.000	0	0	0	0.0	1-0	0	1	0	1	0	0.0
Mitchell, Matt	2	2	55	27.5	9-21	.429	1-10	.100	1-3	.333	4	6	10	5.0	6-0	5	1	0	0	20	10.0
Murray, Gerald	1	0	7	7.0	0-0	.000	0-0	.000	0-0	.000	0	0	0	0.0	1-0	0	0	0	0	0	0.0
O'Brien, JJ	7	7	207	29.6	18-39	.462	1-3	.333	14-17	.824	14	15	29	4.1	11-0	6	12	3	2	51	7.3
Owens, Bobby	1	1	8	8.0	2-3	.667	0-0	.000	0-0	.000	0	0	0	0.0	0-0	0	1	0	1	4	4.0
Polee II, Dwayne	5	2	125	25.0	20-38	.526	11-21	.524	11-16	.688	3	19	22	4.4	6-0	0	2	1	5	62	12.4

National Postseason Tournaments



MOUNTAIN WEST-RECORD 14-TIME CONFERENCE CHAMPIONS

Player	GP	GS	Min	Avg	TOTAL		3-PTS		FT-FTA	Pct	REBOUNDS			PF-FO	A	TO	Blk	Stl	Pts	Avg	
					FG-FGA	Pct	3FG-FGA	Pct			Off	Def	Tot								
Pope, Malik	3	1	75	25.0	8-16	.500	2-5	.400	5-12	.417	4	16	20	6.7	4.0	3	6	4	0	23	7.7
Pulliam, Trey	2	2	63	31.5	9-21	.429	4-5	.800	0-2	.000	3	4	7	3.5	5-0	3	6	0	5	22	11.0
Quinn, Aqeel	5	2	69	13.8	5-18	.278	1-5	.200	4-5	.800	1	7	8	1.6	7-0	5	5	0	1	15	3.0
Rahon, James	6	1	131	21.8	21-48	.438	9-21	.429	7-8	.875	3	8	11	1.8	6-0	3	4	0	4	58	9.7
Rooks, Kameron	1	0	9	9.0	0-0	.000	0-0	.000	1-2	.500	1	0	1	1.0	0-0	0	0	0	0	1	1.0
Ross, Andre	1	0	8	8.0	2-4	.500			1-1	1.000			3	3.0	1-0	0	1	1	0	5	5.0
Sanders, Aerick	1	0	13	13.0	0-3	.000	0-0	.000	0-0	.000	2	5	7	7.0	2-0	0	1	1	3	0	0.0
Schackel, Jordan	2	1	46	23.0	6-16	.375	5-13	.385	2-2	1.000	3	3	6	3.0	1-0	2	0	0	0	19	9.5
Seiko, Adam	2	0	44	22.0	2-8	.250	1-7	.143	0-0	.000	0	3	3	1.5	1-0	1	2	0	1	5	2.5
Sharper, John	1	0	24	24.0	4-6	.667	3-4	.750	0-0	.000	0	0	0	0.0	1-0	0	1	0	0	11	11.0
Shelley, Tyrone	1	0	3	3.0	0-3	.000	0-1	.000	0-0	.000	1	0	1	1.0	0-0	1	0	0	0	0	0.0
Shelton, Tim	4	1	28	7.0	0-4	.000	0-1	.000	0-0	.000	3	1	4	1.0	5-0	1	1	0	0	0	0.0
Shepard, Winston	7	5	158	22.6	14-48	.292	1-8	.125	14-21	.667	9	10	19	2.7	13-0	8	17	0	2	43	6.1
Shrigley, Matt	5	0	86	17.2	9-23	.391	6-15	.400	0-0	.000	1	6	7	1.4	4-0	1	1	2	2	24	4.8
Slaughter, Marcus	1	1	38	38.0	5-8	.625	0-0	.000	3-5	.600	4	6	10	10.0	4-0	1	2	0	1	13	13.0
Smith, Brandon	1	0	3	3.0	0-0	.000	0-0	.000	0-0	.000	0	0	0	0.0	1-0	1	1	0	0	0	0.0
Spain, Kyle	1	1	18	18.0	3-4	.750	0-0	.000	2-2	1.000	1	1	2	2.0	4-0	0	2	0	0	8	8.0
Spencer, Skylar	7	5	159	22.7	7-16	.438	0-0	.000	8-12	.667	13	19	32	4.6	18-0	1	5	15	6	22	3.1
Stephens, DeShawn	3	2	67	22.3	9-12	.750	0-0	.000	4-6	.667	9	9	18	6.0	8-0	1	2	3	0	22	7.3
Tapley, Chase	7	6	210	30.0	29-77	.377	14-40	.350	7-9	.778	3	19	22	3.1	16-0	14	11	4	7	79	11.3
Thomas, Xavier	6	6	220	36.7	31-83	.373	8-31	.258	26-31	.839	2	14	16	2.7	11-0	22	12	3	8	96	16.0
Thomas, Malcolm	4	4	142	35.5	16-35	.457	0-0	.000	6-12	.500	9	16	25	6.3	8-0	11	6	7	2	38	9.5
Thomas, Matt	1	0	1	1.0	0-0	.000	0-0	.000	0-0	.000	0	0	0	0.0	0-0	0	0	0	0	0	0.0
Tomaic, Joshua	2	0	25	12.5	1-3	.333	0-1	.000	0-0	.000	1	1	2	1.0	1-0	1	0	0	0	2	1.0
Walton, Chris	1	0	12	12.0	0-0	.000	0-0	.000	0-0	.000	1	0	1	1.0	5-1	1	1	0	0	0	0.0
Wardrop, Ben	1	0	1	1.0	0-0	.000	0-0	.000	0-0	.000	0	0	0	0.0	0-0	0	0	0	0	0	0.0
Watson, Anthony	1	1	33	33.0	9-15	.600			1-4	.250			3	3.0	5-1	6	4	0	2	19	19.0
Watson, Devin	1	1	30	30.0	3-10	.300	2-4	.500	1-4	.250	1	2	3	3.0	1-0	2	1	0	1	9	9.0
Welshans, Jeff	1	0	2	2.0	0-0	.000			0-1	.000			2	2.0	1-0	0	0	0	0	0	0.0
White, Billy	4	4	145	36.3	22-43	.512	1-2	.500	4-8	.500	15	16	31	7.8	8-0	6	6	1	5	49	12.3
Williams, D'Erryl	1	0	1	1.0	0-0	.000	0-0	.000	0-0	.000	0	0	0	0.0	0-0	0	0	0	0	0	0.0
Williams, Richie	1	1	39	39.0	5-6	.833	2-3	.667	0-0	.000	1	5	6	6.0	4-0	8	5	0	4	12	12.0
Team													63	32			6				
SDSU Totals	20				499-1,192	.419	112-327	.342	253-374	.676			751	37.5	319-4	241	242	75	106	1,363	68.2

SDSU Composite NIT Statistics - Division I

Player	GP	GS	Min	Avg	TOTAL		3-PTS		FT-FTA	Pct	REBOUNDS			PF-FO	A	TO	Blk	Stl	Pts	Avg	
					FG-FGA	Pct	3FG-FGA	Pct			Off	Def	Tot								
Abukar, Mohamed	2	2	67	33.5	12-24	.500	1-1	1.000	4-7	.571	2	9	11	5.5	10-2	3	5	1	2	29	14.5
Allen, Dakarai	4	4	91	22.8	11-29	.379	1-5	.200	13-15	.867	6	8	14	3.5	5-0	5	2	2	4	36	9.0
Allen, Leonard	1	1	7	7.0	1-1	1.000			0-0	.000			2	2.0	0-0	0	0	0	0	2	2.0
Amaroso, Ryan	5	5	133	26.6	21-42	.500	5-11	.455	7-8	.875	10	14	24	4.8	12-0	8	10	3	2	54	10.8
Bland, Tony	2	2	68	34.0	10-31	.323	0-6	.000	6-10	.600	1	5	6	3.0	2-0	4	6	2	2	26	13.0
Burns, Evan	2	2	66	33.0	6-15	.400	1-5	.200	4-4	1.000	2	13	15	7.5	1-0	4	7	3	4	17	8.5
Cage, Michael	1	1	40	40.0	5-10	.500			0-0	.000			9	9.0	2-0	0	1	1	1	10	10.0
Caldwell, Steve	1	0	2	2.0	0-1	.000			0-0	.000			0	0.0	1-0	0	0	0	0	0	0.0
Cheatnam, Zylan	4	0	59	14.8	10-17	.588	0-0	.000	6-7	.857	9	11	20	5.0	7-0	3	10	2	1	26	6.5
Cheriet, Mehdi	4	0	46	11.5	5-12	.417	1-3	.333	3-6	.500	1	4	5	1.3	4-0	1	3	1	0	14	3.5
Choi, Angelo	4	0	46	11.5	7-13	.538	0-0	.000	3-4	.750	6	4	10	2.5	6-0	2	3	0	0	17	4.3
Davis, Kelvin	1	0	15	15.0	2-4	.500	1-3	.333	0-0	.000	0	0	0	0.0	0-0	0	2	0	1	5	5.0
Davis, Trimaime	1	0	8	8.0	1-2	.500	0-0	.000	0-0	.000	0	3	3	3.0	3-0	0	2	0	0	2	2.0
Deutchman, Jason	3	0	3	1.0	0-0	.000	0-0	.000	0-0	.000	0	2	2	0.7	0-0	0	0	0	0	0	0.0
Federico, Niksha	2	0	4	2.0	1-2	.500	1-2	.500	0-0	.000	0	0	0	0.0	0-0	0	0	0	0	3	1.5
Garwood, John	1	0	4	4.0	0-1	.000			0-0	.000			0	0.0	1-0	0	2	0	1	0	0.0
Gay, D.J.	5	2	115	23.0	6-20	.300	3-12	.250	0-0	.000	2	6	8	1.6	2-0	10	3	1	3	15	3.0
Gordon, Eddy	1	0	22	22.0	4-4	1.000			0-1	.000			6	6.0	1-0	1	1	0	5	8	8.0
Habel, Jerome	2	2	65	32.5	7-16	.438	0-0	.000	4-8	.500	5	8	13	6.5	5-1	1	6	2	2	18	9.0
Heath, Brandon	2	2	73	36.5	16-38	.421	7-23	.304	2-4	.500	1	3	4	2.0	3-0	9	8	0	4	41	20.5
Hensley, Jeremy	4	0	81	20.3	12-36	.333	2-11	.182	8-12	.667	1	3	4	1.0	9-1	6	1	2	2	34	8.5
Holden, Chris	1	0	3	3.0	0-0	.000			0-0	.000			1	1.0	1-0	0	0	0	0	0	0.0
Horton, Bryan	3	0	2	0.7	0-1	.000	0-0	.000	0-0	.000	0	0	0	0.0	0-0	0	0	0	0	0	0.0
Island, Tim	3	0	2	0.7	0-1	.000	0-1	.000	0-0	.000	0	0	0	0.0	0-0	0	0	0	0	0	0.0
Johnson, Jer'Vaughn	3	0	8	2.7	0-1	.000	0-0	.000	3-4	.750	0	1	1	0.3	1-0	0	0	0	0	3	1.0
Johnson, Tommy	2	0	47	23.5	6-11	.545	4-8	.500	3-5	.600	1	7	8	4.0	7-0	1	6	2	3	19	9.5
Jones, Zach	1	1	36	36.0	6-16	.375			1-3	.333			5	5.0	3-0	2	1	1	1	13	13.0
Kell, Trey	4	4	101	25.3	18-39	.462	9-18	.500	4-5	.800	2	4	6	1.5	7-0	1	8	0	1	49	12.3
Lamb, Chris	1	0	9	9.0	0-1	.000	0-0	.000	0-0	.000	0	1	1	1.0	0-0	1	0	1	0	0	0.0
Mackell, Mike	2	2	67	33.5	6-15	.400	0-0	.000	7-13	.538	5	4	9	4.5	5-1	2	7	0	1	19	9.5
Manker, Chris	2	0	6	3.0	1-1	1.000	0-0	.000	0-0	.000	0	2	2	1.0	0-0	0	0	0	0	2	1.0
Moore, Deondre	2	2	70	35.0	5-14	.357	3-8	.375	2-2	1.000	3	12	15	7.5	6-0	10	3	0	0	15	7.5
Morris, Eddie	1	1	21	21.0	3-10	.300			3-4	.750			2	2.0	3-0	1	1	0	2	9	9.0
Pastorek, Jon	3	0	13	4.3	1-2	.500	0-0	.000	1-2	.500	1	1	2	0.7	3-0	1	0	0	0	3	1.0
Perez, Ben	2	0	6	3.0	1-2	.500	0-1	.000	0-0	.000	0	0	0	0.0	0-0	0	0	0	2	2	1.0
Plummer, Don	1	0	27	27.0	9-16	.562			1-1	1.000			7	7.0	3-0	1	3	0	0	19	19.0
Pope, Malik	4	4	112	28.0	14-37	.378	5-13	.385	4-8	.500	6	29	35	8.8	5-0	2	4	4	2	37	9.3
Sanders, Aerick	2	2	52	26.0	3-7																

Conference Tournaments



MOUNTAIN WEST-RECORD 14-TIME CONFERENCE CHAMPIONS

PCAA Tournament

1976 | Seed: #3 | PCAA Champions

Semis	M.6	Stockton, Calif.	(#2) San José State	W	67-64
Champ	M.7	Stockton, Calif.	(#1) Pacific	W	76-64

1977 | Seed: #2

Quarters	M.2	San Diego (PG)	(#7) Fresno State	W	51-41
Semis	M.5	Anaheim, Calif.	(#3) San José State	L	74-75

1978 | Seed: #2

Quarters	M.2	Anaheim, Calif.	(#7) UC Santa Barbara	W	96-70
Semis	M.3	Anaheim, Calif.	(#3) CS Fullerton	L	50-64

WAC Tournament

1985 | Seed: #2 | WAC Champions

Semis	M.8	El Paso, Texas (HA)	(#3) New Mexico	W	98-84
Champ	M.9	El Paso, Texas (HA)	(#1) UTEP	W	87-81

1986 | Seed: #6

Quarters	M.6	Laramie, Wyo. (AA)	(#3) Utah	W	73-71
Semis	M.7	Laramie, Wyo. (AA)	(#2) UTEP	L	76-78

1987 | Seed: #9

Prelim	M.3	San Diego (SA)	(#8) Hawai'i	W	93-90
Semis	M.5	Albuquerque (PI)	(#1) UTEP	L	65-85

1988 | Seed: #7

Quarters	M.9	Provo, Utah (MC)	(#2)(14) Wyoming	L	76-83
----------	-----	------------------	------------------	---	-------

1989 | Seed: #9

Prelim	M.9	Salt Lake City (HC)	(#8) Utah	L	57-70
--------	-----	---------------------	-----------	---	-------

1990 | Seed: #8

Prelim	M.7	El Paso, Texas (HA)	(#9) Air Force	ot-L	64-70
--------	-----	---------------------	----------------	------	-------

1991 | Seed: #8

Prelim	M.6	Laramie, Wyo. (AA)	(#9) Air Force	W	58-51
Quarters	M.7	Laramie, Wyo. (AA)	(#1)(8) Utah	L	56-57

1993 | Seed: #9

Prelim	M.10	Salt Lake City (DC)	(#8) Wyoming	W	59-57
Quarters	M.11	Salt Lake City (DC)	(#1)(15) Utah	L	64-85

1994 | Seed: #9

Prelim	M.9	Salt Lake City (DC)	(#8) Wyoming	W	54-51
Quarters	M.10	Salt Lake City (DC)	(#1) New Mexico	L	56-61

1995 | Seed: #9

Prelim	M.8	Albuquerque (PI)	(#8) Fresno State	W	71-57
Quarters	M.9	Albuquerque (PI)	(#1)(22) Utah	L	63-72

1996 | Seed: #7

Prelim	M.6	Albuquerque (PI)	(#10) Air Force	W	80-69
Quarters	M.7	Albuquerque (PI)	(#2) New Mexico	L	75-94

1998 | Seed: #6 (Pacific)

Prelim	M.3	Las Vegas, Nev. (TM)	(#M3) Wyoming	ot-W	60-57
Quarters	M.5	Las Vegas, Nev. (TM)	(#P2) Fresno State	L	57-92

Mountain West Tournament

2000 | Seed: #8

Quarters	M.9	Las Vegas, Nev. (TM)	(#1) UNLV	L	72-77
----------	-----	----------------------	-----------	---	-------

2001 | Seed: #7

Quarters	M.8	Las Vegas, Nev. (TM)	(#3) Wyoming	L	58-73
----------	-----	----------------------	--------------	---	-------

2002 | Seed: #5 | Mountain West Champion

Quarters	M.7	Las Vegas, Nev. (TM)	(#4) BYU	W	62-51
Semis	M.8	Las Vegas, Nev. (TM)	(#1) Wyoming	W	70-69
Champ	M.9	Las Vegas, Nev. (TM)	(#3) UNLV	W	78-75

2003 | Seed: #5

Quarters	M.13	Las Vegas, Nev. (TM)	(#4) UNLV	L	67-83
----------	------	----------------------	-----------	---	-------

2004 | Seed: #6

Quarters	M.11	Denver, Colo. (PC)	(#3) Utah	L	69-75
----------	------	--------------------	-----------	---	-------

2005 | Seed: #6

Quarters	M.10	Denver, Colo. (PC)	(#3) Air Force	W	73-68
Semis	M.11	Denver, Colo. (PC)	(#2) New Mexico	L	67-77

2006 | Seed: #1 | Mountain West Champion

Quarters	M.9	Denver, Colo. (PC)	(#8) Colorado State	W	64-52
Semis	M.10	Denver, Colo. (PC)	(#4) UNLV	W	63-60
Champ	M.11	Denver, Colo. (PC)	(#7) Wyoming	ot-W	69-64

2007 | Seed: #3

Quarters	M.8	Las Vegas, Nev. (TM)	(#6) Colorado State	L	64-69
----------	-----	----------------------	---------------------	---	-------

2008 | Seed: #4

Quarters	M.13	Las Vegas, Nev. (TM)	(#5) Air Force	W	53-49
Semis	M.14	Las Vegas, Nev. (TM)	(#1)(24/23) BYU	L	54-63

2009 | Seed: #4

Quarters	M.12	Las Vegas, Nev. (TM)	(#5) UNLV	W	71-57
Semis	M.13	Las Vegas, Nev. (TM)	(#1)(25/-) BYU	W	64-62
Champ	M.14	Las Vegas, Nev. (TM)	(#2) Utah	L	50-52

2010 | Seed: #4 | Mountain West Champion

Quarters	M.11	Las Vegas, Nev. (TM)	(#5) Colorado State	W	72-71
Semis	M.12	Las Vegas, Nev. (TM)	(#1)(8/8) New Mexico	W	72-69
Champ	M.13	Las Vegas, Nev. (TM)	(#3) UNLV	W	55-45

2011 | Seed: #2 | Mountain West Champion

Quarters	M.10	Las Vegas, Nev. (TM)	(#7) Utah	W	64-50
Semis	M.11	Las Vegas, Nev. (TM)	(#3) UNLV	W	74-72
Champ	M.12	Las Vegas, Nev. (TM)	(#1)(8/8) BYU	W	72-54

2012 | Seed: #1

Quarters	M.8	Las Vegas, Nev. (TM)	(#8) Boise State	W	65-62
Semis	M.9	Las Vegas, Nev. (TM)	(#4) Colorado State	W	79-69
Champ	M.10	Las Vegas, Nev. (TM)	(#2) New Mexico	L	59-68

2013 | Seed: #4

Quarters	M.13	Las Vegas, Nev. (TM)	(#5) Boise State	W	73-67
Semis	M.14	Las Vegas, Nev. (TM)	(#1)(15/14) New Mexico	L	50-60

2014 | Seed: #1

Quarters	M.13	Las Vegas, Nev. (TM)	(#8) Utah State	W	73-39
Semis	M.14	Las Vegas, Nev. (TM)	(#4) UNLV	W	59-51
Champ	M.15	Las Vegas, Nev. (TM)	(#2) (20/20) New Mexico	L	58-64

2015 | Seed: #2

Quarters	M.12	Las Vegas, Nev. (TM)	(#7) UNLV	W	67-64
Semis	M.13	Las Vegas, Nev. (TM)	(#3) Colorado State	W	56-43
Champ	M.14	Las Vegas, Nev. (TM)	(#4) Wyoming	L	43-45

2016 | Seed: #1

Quarters	M.10	Las Vegas, Nev. (TM)	(#9) Utah State	W	71-65
Semis	M.11	Las Vegas, Nev. (TM)	(#5) Nevada	W	67-55
Champ	M.12	Las Vegas, Nev. (TM)	(#2) Fresno State	L	63-68

2017 | Seed: #6

Opening	M.8	Las Vegas, Nev. (TM)	(#11) UNLV	ot-W	62-52
Quarters	M.9	Las Vegas, Nev. (TM)	(#3) Boise State	W	87-68
Semis	M.10	Las Vegas, Nev. (TM)	(#2) Colorado State	L	63-71

2018 | Seed: #5 | Mountain West Champion

Quarters	M.8	Las Vegas, Nev. (TM)	(#4) Fresno State	W	64-52
Semis	M.9	Las Vegas, Nev. (TM)	(#1) (22/22) Nevada	W	90-73
Champ	M.10	Las Vegas, Nev. (TM)	(#3) New Mexico	W	82-75

2019 | Seed: #4

Quarters	M.14	Las Vegas, Nev. (TM)	(#5) UNLV	W	63-55
Semis	M.15	Las Vegas, Nev. (TM)	(#1) (14/17) Nevada	W	65-56
Champ	M.16	Las Vegas, Nev. (TM)	(#2) (rv/rv) Utah State	L	57-64

2020 | Seed: #1

Quarters	M.4	Las Vegas, Nev. (TM)	(#9) Air Force	W	73-60
Semis	M.5	Las Vegas, Nev. (TM)	(#5) Boise State	W	81-68
Champ	M.6	Las Vegas, Nev. (TM)	(#2) Utah State	L	56-59

2021 | Seed: #1 | Mountain West Champion

Quarters	M.11	Las Vegas, Nev. (TM)	(#8) Wyoming	W	69-66
Semis	M.12	Las Vegas, Nev. (TM)	(#5) Nevada	W	77-70
Champ	M.13	Las Vegas, Nev. (TM)	(#2) Utah State	W	68-57

2022 | Seed: #3

Quarters	M.10	Las Vegas, Nev. (TM)	(#6) Fresno State	W	53-46
Semis	M.11	Las Vegas, Nev. (TM)	(#2) (23/24) Colorado State	W	63-58
Champ	M.12	Las Vegas, Nev. (TM)	(#1) Boise State	L	52-53

AA - Arena-Auditorium (Laramie, Wyo.); DC - Delta Center (Salt Lake City, Utah); HA - Don Haskins Center (El Paso, Texas); HC - Huntsman Center (Salt Lake City, Utah); MC - Marriott Center (Provo, Utah); PC - Pepsi Center (Denver, Colo.); PI - The Pit (Albuquerque, N.M.); TM - Thomas & Mack Center (Las Vegas, Nev.).

MW Tournament Composite

School	W	L	Pct.	OR	QF	SF	CH	SD	vs.
San Diego State	39	17	.696	1-0	18-5	14-4	6-8	-	-
Utah State	14	7	.667	5-0	4-5	3-1	2-1	3-2	-
UNLV	28	19	.596	4-1	13-8	8-5	3-5	6-5	-
New Mexico	20	19	.513	2-4	8-11	6-2	4-2	2-4	-
Boise State	8	9	.471	2-0	4-8	1-3	1-0	5-1	-
Fresno State	8	9	.471	3-1	3-6	1-2	1-0	2-1	-
Nevada	8	9	.471	1-3	5-2	1-4	1-0	4-0	-
Colorado State	16	22	.421	3-5	10-8	2-8	1-1	4-3	-
Wyoming	16	22	.421	5-6	9-8	2-7	1-1	4-1	-
Air Force	6	23	.207	6-5	0-17	0-0	0-0	2-0	-
San Jose State	0	8	.000	0-8	0-0	0-0	0-0	0-0	-

SDSU Record By MW Seed

SDSU Seed	Yrs.	Opponent Seed												
		W-L	CH	1	2	3	4	5	6	7	8	9	10	11
No. 1	6	14-4	2	-	1-4	-	3-0	3-0	-	1-0	4-0	2-0	-	-
No. 2	2	5-1	1	1-0	-	2-0	0-1	-	2-0	-	-	-	-	-
No. 3	2	2-2	-	0-1	1-0	-	-	1-1	-	-	-	-	-	-
No. 4	5	9-4	1	3-1	0-2	1-0	-	5-0	-	-	-	-	-	-
No. 5	3	6-1	2	2-0	-	2-0	2-1	-	-	-	-	-	-	-
No. 6	3	3-3	-	-	0-2	2-1	-	-	-	-	-	-	1-0	-
No. 7	1	0-1	-	-	-	0-1	-	-	-	-	-	-	-	-
No. 8	1	0-1	-	0-1	-	-	-	-	-	-	-	-	-	-
Totals	23	39-17	6	6-4	2-8	7-2	5-2	8-0	1-1	3-0	4-0	2-0	0-0	1-0

Individual Mountain West Tournament Career Records

Points
152, Malik Pope, 2015-18 (12 gms.)

Scoring Average
20.4, Brandon Heath, 2004-07 (7 gms.)

Rebounds
73, Marcus Slaughter, 2004-06 (6 gms.)

Rebound Average
12.2, Marcus Slaughter, 2004-06 (6 gms.)

Assists
31, Richie Williams, 2006-09 (9 gms.)

Assist Average
4.3, Lorenzo Wade, 2007-09 (6 gms.)

Minutes Played
350, Matt Mitchell, 2018-21 (12 gms.)

Average Minutes Played
36.6, Brandon Heath, 2004-07 (7 gms.)

Field Goals
57, Malik Pope, 2015-18 (12 gms.)

Free Throws
42, Matt Mitchell, 2018-21 (12 gms.)

Three-Point Field Goals
22, Chase Tapley, 2010-13 (11 gms.)

Blocked Shots
22, Skylar Spencer, 2013-16 (11 gms.)

Steals
19, Chase Tapley, 2010-13 (11 gms.)

Mountain West Tournament



MOUNTAIN WEST-RECORD 14-TIME CONFERENCE CHAMPIONS

Mountain West Tournament Game Records/Superlatives

Individual

Points Scored

28, Trey Kell vs. New Mexico, 3-10-18; Billy White vs. New Mexico, 3-12-10; Brandon Heath vs. Air Force, 3-10-05

Field Goals

11, Billy White vs. New Mexico, 3-12-10

Field Goals Attempted

27, Brandon Heath vs. Wyoming, 3-11-06

Highest Field Goal Percentage (min. 5 made)

.875 (7-8), Max Hoetzel vs. Boise State, 3-9-17, Jerome Habel vs. Colorado State, 3-8-07

3-Point Field Goals

5, Ageel Quinn at UNLV, 3-12-15, Chase Tapley vs. New Mexico, 3-10-12, Brandon Heath vs. Colorado State, 3-8-07

3-Point Field Goals Attempted

10, Brandon Heath vs. Colorado State, 3-8-07

3-Point Field Goal Percentage (min. 3 made)

1.000 (3-3), Lamont Butler vs. Boise State, 3-12-22

Free Throws

11, Lorenzo Wade vs. Brigham Young, 3-13-09

Free Throws Attempted

14, Matt Mitchell vs. Nevada, 3-12-21

Free-Throw Percentage (min. 5 made)

1.000 (11-11), Lorenzo Wade vs. Brigham Young, 3-13-09; (10-10), Brandon Heath vs. Air Force, 3-10-05; (7-7), Billy White vs. Brigham Young, 3-12-11; (6-6), Matt Mitchell vs. Utah State, 3-13-21, Matt Mitchell vs. Wyoming, 3-11-21, JJ O'Brien at UNLV, 3-12-15, Mike Mackell vs. UNLV, 3-7-02; (5-5), Devin Watson vs. Nevada, 3-9-18, Xavier Thames at UNLV, 3-14-14, Billy White vs. New Mexico, 3-12-10

Offensive Rebounds

8, Marcus Slaughter vs. Colorado State, 3-9-06

Defensive Rebounds

14, Kawhi Leonard at UNLV, 3-13-10

Total Rebounds

21, Kawhi Leonard at UNLV, 3-13-10

Assists

9, Lorenzo Wade vs. Colorado State, 3-8-07

Blocked Shots

5, Nathan Mensah vs. Fresno State, 3-10-22, Valentine Izundu at UNLV, 3-8-17

Steals

6, Josh Davis vs. Utah State, 3-13-14

Minutes Played

41, Brandon Heath vs. Wyoming, 3-11-06

Team

Points Scored

90, vs. Nevada, 3-9-18

Fewest Points

43, vs. Wyoming, 3-14-15

Fewest Points in Win

53, vs. Fresno State, 3-10-22

Winning Margin

34, vs. Utah State, 3-13-14

Losing Margin

16, at UNLV, 3-13-03

Field Goals

33, at UNLV, 3-9-02

Field Goals Attempted

68, vs. Colorado State, 3-9-06

Highest Field Goal Percentage

.547 (29-53), vs. Boise State, 3-9-17

Three-Point Field Goals

10, vs. New Mexico, 3-12-10

Three-Point Field Goals Attempted

24, vs. Colorado State, 3-8-07

Three-Point Field Goal Percentage

.643 (9-14), vs. Boise State, 3-9-17

Free Throws

28, vs. Wyoming, 3-11-06

Free Throws Attempted

37, vs. Wyoming, 3-11-06

Free-Throw Percentage (min. 5 made)

.923 (12-13), vs. Wyoming, 3-11-21

Offensive Rebounds

24, vs. Colorado State, 3-9-06

Defensive Rebounds

32, at UNLV, 3-8-17, vs. Boise State, 3-13-13

Total Rebounds

51, vs. Wyoming, 3-11-06

Assists

20, vs. Colorado St., 3-8-07

Blocked Shots

10, at UNLV, 3-8-17

Steals

11, vs. Nevada, 3-11-16, vs. New Mexico, 3-15-14, Utah State, 3-13-14

Turnovers

19, vs. Boise State, 3-13-13, vs. UNLV, 3-9-02

Fewest Turnovers

4, vs. Wyoming, 3-14-15, vs. New Mexico, 3-15-15

Opponent Individual

Points Scored

31, Marcus Bailey, Wyoming, 3-8-02

Highest Field Goal Percentage (min. 5 made)

.778 (7-9), Stuart Creason, Colorado State, 3-8-07

Three-Point Field Goals

7, Nick Jacobson, Utah, 3-11-04

Three-Point Field Goal Percentage (min. 4 made)

1.000 (4-4), Marcus Bailey, Wyoming, 3-8-02

Rebounds

17, Kaspars Kambala, UNLV, 3-9-00

Assists

9, Mark Dickel, UNLV, 3-9-00

Blocked Shots

6, Justin Williams, Wyoming, 3-11-06, Michael Harrison, Colorado State, 3-9-06

Steals

7, Tim Anderson, Air Force, 3-13-08

Opponent Team

Points Scored

83, UNLV, 3-13-03

Highest Field Goal Percentage

.558 (29-52), UNLV, 3-13-03

Three-Point Field Goals

13, Air Force, 3-10-05

Three-Point Field Goal Percentage

.533 (8-15), Colorado State, 3-11-10

Rebounds

45, Brigham Young, 3-7-02

Assists

20, UNLV, 3-9-00

Blocked Shots

10, Colorado State, 3-9-06, Wyoming, 3-8-01

Steals

11, Fresno State, 3-12-16



On March 10, 2018, Trey Kell (2015-18) equaled the program's single-game high for the Mountain West Tournament, when he scored 28 points in that year's championship game against New Mexico. He matched the output of Brandon Heath and Billy White on March 10, 2005 versus Air Force and versus New Mexico on March 12, 2010, respectively.

INTRODUCTION

COACHES & STAFF

PLAYERS

2021-22 REVIEW

RECORDS

HISTORY

UNIVERSITY

AZTEC BASKETBALL MEDIA GUIDE

Mountain West Tournament



MOUNTAIN WEST-RECORD 14-TIME CONFERENCE CHAMPIONS

SDSU Composite Mountain West Tournament Statistics

Player	GP	GS	Min	Avg	TOTAL		3-PTS		FT-FTA		REBOUNDS		PF-FO	A	TO	Blk	Stl	Pts	Avg		
					FG-FGA	Pct	3FG-FGA	Pct	FT-FTA	Pct	Off	Def								Tot	Avg
Abramowitz, David	2	0	61	30.5	10-22	.455	3-11	.273	0-0	.000	2	5	7	3.5	5-0	8	2	0	1	23	11.5
Abukar, Mohamed	4	4	136	34.0	15-48	.313	0-12	.000	10-14	.714	6	12	18	4.5	12-0	4	7	4	3	40	10.0
Allen, Dakari	9	5	210	23.3	16-41	.390	2-12	.167	13-27	.481	6	22	28	3.1	18-1	9	13	5	11	47	5.2
Amaroso, Ryan	5	5	141	28.2	23-45	.511	1-4	.250	16-22	.727	7	21	28	5.6	14-0	1	5	2	2	63	12.6
Arop, Ageek	11	0	171	15.5	18-37	.486	1-4	.250	2-3	.667	12	12	24	2.2	20-0	5	10	7	6	39	3.5
Baker-Mazara, Chad	3	0	41	13.7	5-16	.313	1-2	.500	2-2	1.000	3	6	9	3.0	6-0	0	3	1	2	13	4.3
Berokoff, Jeffrey	1	1	27	27.0	2-5	.400	1-3	.333	0-1	.000	1	3	4	4.0	3-0	4	1	0	2	5	5.0
Bland, Tony	4	4	133	33.3	14-38	.368	0-3	.000	13-17	.765	5	20	25	6.3	8-0	12	12	1	3	41	10.3
Bradley, Matt	3	3	88	29.3	10-31	.323	4-10	.400	5-7	.714	4	15	19	6.3	10-0	7	12	0	2	29	9.7
Burns, Evan	1	1	28	28.0	3-11	.273	0-4	.000	1-3	.333	3	4	7	7.0	4-0	1	3	0	1	7	7.0
Butler, Lamont	6	3	113	18.8	15-32	.469	6-14	.429	13-16	.813	2	3	5	0.8	10-0	11	7	0	5	49	8.2
Campana, Mohamed	5	0	31	6.2	0-1	.000	0-0	.000	0-0	.000	1	4	5	1.0	3-0	2	0	0	2	0	0.0
Carlwell, Brian	6	0	62	10.3	3-9	.333	0-0	.000	7-10	.700	2	9	11	1.8	7-0	2	8	1	0	13	2.2
Ceatham, Zylan	6	1	117	19.5	15-29	.517	0-1	.000	15-22	.682	10	12	22	3.7	12-0	3	13	5	2	45	7.5
Cheriet, Mehdi	2	0	31	15.5	0-2	.000	0-1	.000	0-0	.000	3	4	7	3.5	6-0	1	0	0	0	0	0.0
Chol, Angelo	6	0	72	12.0	6-16	.375	0-0	.000	9-11	.818	6	6	12	2.0	9-0	0	3	0	2	21	3.5
Correa, Marcelo	2	2	57	28.5	7-16	.438	0-0	.000	4-4	1.000	6	11	17	8.5	7-0	2	6	4	1	18	9.0
Davis, Josh	3	3	94	31.3	7-17	.412	0-0	.000	0-0	.000	5	20	25	8.3	7-0	1	2	0	8	14	4.7
Davis, Kelvin	5	3	107	21.4	7-23	.304	4-15	.267	1-4	.250	1	4	5	1.0	11-0	4	5	0	7	19	3.8
Davis, Trimaime	5	0	62	12.4	5-11	.455	0-0	.000	3-4	.750	4	9	13	2.6	7-0	0	2	3	2	13	2.6
Diabate, Tahirou	2	0	6	2.0	0-2	.000	0-0	.000	0-0	.000	0	1	1	0.5	0-0	0	0	0	0	0	0.0
Epps, Myron	5	2	95	19.0	7-17	.412	0-0	.000	7-12	.583	5	11	16	3.2	9-0	1	10	0	0	21	4.2
Faux, Al	4	4	141	35.3	24-61	.393	6-20	.300	8-11	.727	2	14	16	4.0	7-0	11	9	0	2	62	15.5
Feagin, KJ	3	3	105	35.0	13-31	.419	8-20	.400	3-3	1.000	3	12	15	5.0	3-0	6	1	0	1	37	12.3
Flynn, Malachi	3	3	107	35.7	17-43	.395	8-21	.381	12-14	.857	2	13	15	5.0	8-0	15	8	0	5	54	18.0
Franklin, LaBradford	3	0	32	10.7	2-5	.400	1-3	.333	0-0	.000	1	1	2	0.7	2-0	4	3	0	0	5	1.7
Franklin, Jamaal	8	5	195	24.4	29-67	.433	14-28	.500	25-33	.758	12	31	43	5.4	20-0	17	18	1	5	97	12.1
Gay, D.J.	11	8	347	31.5	18-72	.250	11-40	.275	10-14	.714	1	15	16	1.4	11-0	18	17	2	5	57	5.2
Gill-Cesar, Montaque	1	0	7	7.0	0-2	.000	0-0	.000	0-0	.000	0	1	1	1.0	0-0	0	0	0	0	0	0.0
Gomez, Terrell	3	3	82	27.3	15-28	.536	3-12	.250	5-5	1.000	0	5	5	1.7	2-0	5	3	0	4	38	12.7
Green, Garrett	3	0	58	19.3	6-8	.750	1-1	1.000	5-7	.714	3	10	13	4.3	5-0	1	2	3	0	18	6.0
Habel, Jerome	1	1	36	36.0	7-8	.875	0-0	.000	0-2	.000	4	3	7	7.0	3-0	0	1	0	1	14	14.0
Heath, Brandon	7	7	256	36.6	49-122	.402	18-50	.360	27-34	.794	9	23	32	4.6	7-0	20	17	0	11	143	20.4
Hemsey, Jeremy	12	6	297	24.8	30-85	.353	8-29	.276	10-20	.500	5	26	31	2.6	32-2	21	24	3	6	78	6.5
Hoetzel (Montana), Max	6	0	86	14.3	11-26	.423	8-20	.400	7-10	.700	5	7	12	2.0	5-0	1	4	1	0	37	6.2
Holcomb, Randy	4	4	141	35.3	27-53	.509	2-5	.400	17-26	.654	11	19	30	7.5	10-0	8	13	4	1	73	18.3
Izundu, Valentine	3	3	61	20.3	5-8	.625	0-0	.000	2-3	.667	5	2	7	2.3	6-0	0	2	10	0	12	4.0
Jackson, Bradley	1	1	33	33.0	2-6	.333	1-3	.333	1-2	.500	1	2	3	3.0	4-0	2	4	0	2	6	6.0
Johnson, James	2	0	8	4.0	1-1	1.000	0-0	.000	0-0	.000	0	1	1	0.5	0-0	0	1	0	0	2	1.0
Johnson, Jer'Vaughn	1	0	3	3.0	0-0	.000	0-0	.000	0-0	.000	0	0	0	0.0	1-0	0	0	0	0	0	0.0
Johnson, Keshad	6	3	84	14.0	4-13	.308	0-5	.000	5-9	.556	4	11	15	2.5	4-0	3	1	3	1	13	2.2
Johnson, Tommy	3	0	35	11.3	5-9	.556	3-5	.600	0-1	.000	0	2	2	0.7	4-0	5	1	0	0	13	4.3
Kell, Trey	12	9	337	28.1	43-120	.358	10-39	.256	40-52	.769	8	39	47	3.9	14-0	29	18	5	13	136	11.3
Kovacic, Karlo	1	0	2	2.0	0-0	.000	0-0	.000	0-0	.000	0	0	0	0.0	0-0	0	0	0	0	0	0.0
Lamb, Chris	2	0	6	3.0	1-1	1.000	0-0	.000	0-0	.000	1	0	1	0.5	3-0	0	1	0	0	2	1.0
Leonard, Kowhi	6	6	192	32.0	37-79	.468	6-14	.429	14-15	.933	23	44	67	11.2	16-1	11	16	3	10	94	15.7
Mackell, Mike	4	4	99	24.8	17-35	.486	0-0	.000	9-11	.818	5	10	15	3.8	15-1	0	5	1	0	43	10.8
Mancker, Chris	3	0	31	10.3	4-7	.571	1-3	.333	3-5	.600	3	4	7	2.3	4-0	0	0	0	1	12	4.0
Mann, Joe	1	0	13	13.0	0-2	.000	0-0	.000	2-2	1.000	2	1	3	3.0	2-0	1	0	0	0	2	2.0
Marion, Michael	1	0	1	1.0	0-0	.000	0-0	.000	0-0	.000	0	0	0	0.0	0-0	0	0	0	0	0	0.0
McDaniels, Jalen	6	6	164	27.3	29-60	.483	3-8	.375	16-21	.762	12	41	53	8.8	23-2	10	9	5	6	77	12.8
Mensah, Nathan	9	9	211	23.4	20-48	.417	0-0	.000	6-15	.400	26	28	54	6.0	27-2	8	7	15	4	46	5.1
Mitchell, Matt	12	12	350	29.2	36-89	.404	14-47	.299	42-53	.792	8	46	54	4.5	28-0	18	28	4	10	128	10.7
Moore, Deandre	5	5	134	26.8	11-28	.393	4-15	.267	6-8	.750	2	5	7	1.4	11-0	13	4	1	7	32	6.4
Narain, Nolan	4	0	33	8.3	3-5	.600	0-0	.000	0-1	.000	2	3	5	1.3	5-0	0	1	0	1	6	1.5
O'Brien, JJ	8	8	232	29.0	21-53	.396	1-6	.167	15-20	.750	9	13	22	2.8	17-1	12	7	0	7	58	7.3
Okolie, Vincent	1	0	13	13.0	2-5	.400	1-2	.500	3-5	.600	0	0	0	0.0	4-0	0	1	0	0	8	8.0
Pastorek, Jon	2	0	3	1.5	0-0	.000	0-0	.000	0-0	.000	0	0	0	0.0	0-0	0	0	0	0	0	0.0
Polee II, Dwayne	7	1	126	18.0	18-40	.450	9-17	.529	13-15	.867	5	15	20	2.9	11-0	6	6	0	4	58	8.3
Pope, Malik	12	9	288	24.0	57-110	.518	14-23	.609	24-32	.750	21	41	62	5.2	23-0	12	6	6	4	152	12.7
Pulliam, Trey	9	6	229	25.4	34-68	.500	2-12	.167	3-7	.429	2	15	17	1.9	19-0	27	11	1	13	73	8.1
Quinn, Aqeel	6	3	121	20.2	16-34	.471	9-18	.500	4-6	.667	0	9	9	1.5	12-0	6	2	1	3	45	7.5
Rahan, James	8	3	182	22.8	15-50	.300	5-25	.200	0-0	.000	2	9	11	1.4	14-0	8	2	0	4	35	4.4
Rooks, Kameron	3	0	45	15.0	3-5	.600	0-0	.000	7-10	.700	7	8	15	5.0	8-0	1	3	2	0	13	4.3
Roban, Jim	1	0	12	12.0	0-2	.000	0-1	.000	0-0	.000	0	1	1	1.0	2-0	1	0	0	1	0	0.0
Sanders, Aerick	5	2	98	19.6	18-35	.514	0-0	.000	1-3	.333	10	11	21	4.2	16-1	4	3	8	4	37	7.4
Schakel, Jordan	12	6	272	22.7	24-61	.393	15-44	.341	13-16	.813	8	27	35	2.9	26-0	5	2	1	5	76	6.3
Seiko, Adam	12	0	163	13.6	9-25	.360	7-21	.333	11-14	.786	3	9	12 </								

Home Record/Attendance



MOUNTAIN WEST-RECORD 14-TIME CONFERENCE CHAMPIONS

Division I Year-By-Year Home Record/Attendance

Year	Gms.	Record	Total	Average	NCAA	PG	SA	Viejas	Largest Home Crowd
1970-71	14	10 - 4	26,842	1,917	.	10-4	-		3,253 vs. Long Beach State
1971-72	13	11 - 2	37,300	2,869	.	1-1	10-1		9,744 vs. Long Beach State
1972-73	13	11 - 2	38,425	2,956	.	3-0	8-2		6,586 vs. Long Beach State
1973-74	11	5 - 6	13,134	1,194	.	4-3	1-3		1,576 vs. UC Santa Barbara
1974-75	14	9 - 5	42,480	3,034	.	9-0	0-5		5,183 vs. Marquette
1975-76	13	10 - 3	36,517	2,809	.	8-3	2-0		3,884 vs. Long Beach State
1976-77	13	9 - 4	40,271	3,098	.	8-2	1-2		6,018 vs. Long Beach State
1977-78	13	12 - 1	57,212	4,401	107	-	12-1		7,648 vs. Fresno State
1978-79	17	13 - 4	69,681	4,099	119	-	13-4		7,788 vs. Brigham Young
1979-80	17	6 - 11	54,742	3,220	155	1-0	5-11		5,717 vs. Brigham Young
1980-81	14	9 - 5	67,011	4,787	96	1-0	8-5		11,044 vs. DePaul
1981-82	18	16 - 2	86,825	4,824	98	3-0	13-2		10,281 vs. Hawai'i
1982-83	17	14 - 3	59,120	3,478	141	5-0	9-3		7,611 vs. Brigham Young
1983-84	16	11 - 5	57,094	3,568	143	0-1	11-4		7,565 vs. Villanova
1984-85	15	12 - 3	61,993	4,133	121	-	12-3		8,843 vs. Texas-El Paso
1985-86	12	7 - 5	32,397	2,700	165	-	7-5		4,153 vs. Brigham Young
1986-87	17	5 - 12	29,049	1,709	224	-	5-12		3,325 vs. San Diego
1987-88	15	9 - 6	52,333	3,489	147	-	9-6		10,465 vs. Brigham Young
1988-89	17	11 - 6	70,235	4,131	123	-	11-6		13,106 vs. North Carolina
1989-90	16	10 - 6	56,791	3,549	148	-	10-6		5,946 vs. UTEP
1990-91	16	10 - 6	38,222	2,389	204	3-0	7-6		4,007 vs. San Diego
1991-92	14	1 - 13	33,243	2,375	207	-	1-13		6,656 vs. UCLA
1992-93	15	6 - 9	23,763	1,584	248	6-9	-		3,538 vs. UNLV
1993-94	13	7 - 6	18,970	1,459	.	7-6	-		2,134 vs. Brigham Young
1994-95	14	9 - 5	15,410	1,101	.	9-5	-		2,279 vs. Brigham Young
1995-96	15	11 - 4	40,161	2,677	.	1-0	10-4		5,839 vs. Utah
1996-97	14	9 - 5	37,379	2,670	.	1-1	8-4		5,249 vs. UNLV
1997-98	14	7 - 7	60,363	4,312	.	-	-	7-7	11,334 vs. Fresno State
1998-99	15	4 - 11	47,035	3,136	.	-	-	4-11	6,164 vs. Utah
1999-00	15	5 - 10	39,266	2,618	184	-	-	5-10	5,089 vs. Utah
2000-01	17	12 - 5	77,104	4,528	.	-	-	12-5	8,186 vs. San Diego
2001-02	15	12 - 3	92,475	6,165	87	-	-	12-3	11,764 vs. UNLV
2002-03	17	11 - 6	121,926	7,172	69	-	-	11-6	*12,414 vs. Arizona/Texas Tech
2003-04	15	11 - 4	100,513	6,701	79	-	-	11-4	11,027 vs. Air Force
2004-05	16	7 - 9	94,450	5,903	93	-	-	7-9	8,983 vs. Utah
2005-06	15	13 - 2	105,209	7,014	76	-	-	13-2	*12,414 vs. Wyoming
2006-07	16	14 - 2	125,135	7,821	71	-	-	14-2	*12,414 vs. Arizona/Brigham Young
2007-08	14	11 - 3	94,638	6,760	81	-	-	11-3	9,776 vs. Brigham Young
2008-09	^18	16 - 2	126,420	7,023	76	-	-	15-2	*12,414 vs. Saint Mary's
2009-10	15	14 - 1	108,412	7,227	83	-	-	14-1	*12,414 vs. Arizona/Brigham Young
2010-11	15	14 - 1	175,027	11,668	42	-	-	14-1	*12,414 - 13 times
2011-12	19	17 - 2	229,820	12,096	24	-	-	17-2	*12,414 - 11 times
2012-13	15	14 - 1	186,210	12,414	27	-	-	14-1	*12,414 - 15 times
2013-14	16	15 - 1	198,624	12,414	34	-	-	15-1	*12,414 - 16 times
2014-15	17	16 - 1	211,038	12,414	31	-	-	16-1	*12,414 - 17 times
2015-16	20	16 - 4	244,190	12,210	18	-	-	16-4	*12,414 - 19 times
2016-17	14	10 - 4	170,142	12,196	40	-	-	10-4	*12,414 - 8 times
2017-18	15	13 - 2	170,163	11,344	39	-	-	13-2	*12,414 - 3 times
2018-19	17	14 - 3	185,040	10,885	31	-	-	14-3	*12,414 - 2 times
2019-20	15	14 - 1	175,015	11,668	34	-	-	14-1	*12,414 - 9 times
2020-21	15	13 - 2	0	0	N/A	-	-	13-2	N/A
2021-22	15	14 - 1	169,972	11,331	30	-	-	14-1	*12,414 - 2 times
Div. I Era	791	560 - 231	4,504,787	5,695		80-35	173-108	306-88	

Bold indicates school record. NCAA refers to national attendance ranking as compiled by the NCAA. PG - Peterson Gym. SA - San Diego Sports Arena. Viejas - Viejas Arena at Aztec Bowl (formerly Cox Arena). * - Indicates sellout. ^ - NIT second round game played at USD's Jenny Craig Pavilion is considered home game for SDSU.

Note: Due to coronavirus pandemic, fans were not allowed in Viejas Arena for the 2020-21 season.

Largest Home Crowds

Rk.	Att.	Facility	Opponent	Date	Day	Result
1.	13,106	SA	(7) North Carolina	Dec. 29, 1988	Thur.	L, 92-103
2.	(c) 12,414	Viejas	123 times (last: March 3, 2022, vs. Fresno State, 2ot-W, 65-64)			

c - venue capacity

Largest Road/Neutral Crowds

Rk.	Att.	Opponent	Date	Result
1.	26,752	at Syracuse (NIT - 2nd round)	March 19, 2007	L, 64-80
2.	22,891	at Brigham Young*	Feb. 3, 1979	L, 80-88
3.	22,718	at (17) Brigham Young*	Jan. 8, 1981	L, 73-84
4.	22,700	at (9/9) Brigham Young*	Jan. 26, 2011	L, 58-71
5.	21,873	at (12) Brigham Young*	March 1, 1980	L, 81-114
6.	21,744	at Brigham Young*	Jan. 12, 1989	L, 81-85
7.	21,572	at (5) North Carolina	Nov. 24, 1991	L, 63-99
8.	21,365	at Brigham Young*	Feb. 16, 1984	L, 92-94 (ot)
9.	21,223	at Brigham Young*	Feb. 15, 1996	L, 68-81
10.	20,850	vs. (13/16) Illinois (D) (NCAA)^	March 15, 2002	L, 64-93

11.	20,794	at Brigham Young*		
12.	20,725	at Brigham Young* (D)	Feb. 27, 1982	L, 66-106
13.	20,536	at Brigham Young*	Jan. 9, 1988	L, 65-92
14.	20,238	at Brigham Young*	Feb. 1, 1990	L, 58-75
15.	20,125	vs. Florida Gulf Coast (NCAA)^^^	March 24, 2013	L, 71-81
	20,125	vs. Oklahoma (NCAA)^^^	March 22, 2013	W, 70-55
17.	20,124	at (13/11) Brigham Young*	Feb. 24, 2010	L, 68-82
18.	19,411	at Brigham Young* (D)	Jan. 12, 2002	L, 64-75
19.	18,743	at Brigham Young*	Jan. 31, 1985	W, 77-71
20.	18,577	at UNLV	Feb. 16, 2013	L, 70-72
	18,577	at (14/16) UNLV* (D)	Feb. 11, 2012	L, 63-65
22.	18,557	at UNLV*	Feb. 12, 2011	W, 63-57
23.	18,500	vs. (15/14) New Mexico (MWC-SF)^^	March 15, 2013	L, 50-60
	18,500	vs. (8/8) Brigham Young (MWC-CH)^^	March 12, 2011	W, 72-54
	18,500	at UNLV (MWC-SF)	March 11, 2011	W, 74-72
	18,500	vs. (8/8) New Mexico (MWC-SF)^^	March 12, 2010	W, 72-69
27.	18,482	vs. (4/5) Duke (NCAA)#	March 22, 2015	L, 49-68
28.	18,424	at Brigham Young*	Feb. 10, 1994	L, 87-101
29.	18,142	at Brigham Young*	Jan. 12, 1995	L, 57-66
30.	18,129	at New Mexico*	Jan. 18, 1985	L, 85-94

^ - United Center (Chicago, Ill.). ^^ - Thomas & Mack Center (Las Vegas, Nev.). ^^ - Wells Fargo Center (Philadelphia, Pa.). # - Time Warner Cable Arena (Charlotte, N.C.).

Viejas Arena Record and Attendance

Season	W	L
1997-98	7	7
1998-99	4	11
1999-00	5	10
2000-01	12	5
2001-02	12	3
2002-03	11	6
2003-04	11	4
2004-05	7	9
2005-06	13	2
2006-07	14	2
2007-08	11	3
2008-09	15	2
2009-10	14	1
2010-11	14	1
2011-12	17	2
2012-13	14	1
2013-14	15	1
2014-15	16	1
2015-16	16	4
2016-17	10	4
2017-18	13	2
2018-19	14	3
2019-20	14	1
2020-21	13	2
2021-22	14	1
Total	306	88

Season	Total	Avg.
1997-98	60,363	4,312
1998-99	47,035	3,136
1999-00	39,266	2,618
2000-01	77,104	4,528
2001-02	92,475	6,165
2002-03	121,926	7,172
2003-04	100,513	6,701
2004-05	94,450	5,903
2005-06	105,209	7,014
2006-07	125,135	7,821
2007-08	94,638	6,760
2008-09	126,420	7,136
2009-10	108,412	7,227
2010-11	175,027	11,668
2011-12	229,820	12,096
2012-13	186,210	12,414
2013-14	198,624	12,414
2014-15	211,038	12,414
2015-16	244,190	12,210
2016-17	170,142	12,196
2017-18	170,163	11,344
2018-19	185,040	10,885
2019-20	175,015	11,668
2020-21	0	0*
2021-22	169,972	11,331
Total	3,303,087	8,383

* - Due to COVID, fans were not allowed in 2020-21.

INTRODUCTION

COACHES & STAFF

PLAYERS

2021-22 REVIEW

RECORDS

HISTORY

UNIVERSITY

AZTEC BASKETBALL MEDIA GUIDE

Rallies/Clutch Shots



MOUNTAIN WEST-RECORD 14-TIME CONFERENCE CHAMPIONS

Situational Record Since 1999-2000

Home	296-70
Away	135-136
Neutral	75-42
Leading at Half	406-62
Trailing at Half	82-177
Tied at Half	17-8
Outrebounds Opp.	366-96
Outrebounded	120-144
Rebounds Equal	6-9
Commit Fewer TO	310-83
Commit More TO	157-147
Turnovers Equal	34-20
More Free Throw Att.	358-82
Less Free Throw Att.	130-156
Equal Free Throw Att.	17-10

Higher Field Goal Pct.	412-50
Lower Field Goal Pct.	87-196
Equal Field Goal Pct.	6-3

Shoots 50% or Better	172-15
Shoots 40-50%	245-104
Shoots 40% or Less	87-130

Opp. Shoots 50% or Better	26-71
Opp. 40-50%	184-135
Opp. 40% or Less	295-43

Score Less Than 60	39-94
Score 60-69	143-100
Score 70-79	191-34
Score 80-89	95-19
Score 90-99	33-2
Score 100+	4-0

Opp. Score Less Than 60	261-29
Opp. Score 60-69	159-66
Opp. Score 70-79	75-85
Opp. Score 80-89	7-49
Opp. Score 90-99	1-17
Opp. Score 100+	0-3

Since 1996-97

	GW	Clutch
Tony Bland	-	2
Trimaime Davis	1	1
Al Faux	2	4
Malachi Flynn	1	1
Jamaal Franklin	2	2
D.J. Gay	3	4
Terrell Gomez	-	1
Brandon Heath	4	9
Jeremy Hemsley	-	2
Trey Kell	-	2
Matt Mitchell	-	1
Deandre Moore	1	3
JJ O'Brien	-	1
Dwayne Polee II	1	1
Malik Pope	-	1
Trey Pulliam	1	2
Aqeel Quinn	-	1
Jason Richey	-	4
Kyle Spain	1	2
Tim Shelton	-	1
Winston Shepard	-	1
Chase Tapley	1	1
Xavier Thames	1	1
Jacobi Thompson	1	1
Lorenzo Wade	1	1
Chris Walton	1	3
Billy White	2	4
Richie Williams	1	1

Rallied From Largest Deficit For Victory (since 1996-97 season)

Deficit	Score	Time	Final	Opponent (Date)
22	6-28	11:15/1st	W, 79-70	vs. Green Bay (Nov. 20, 2010)
21	16-37	18:25/2nd	at-W, 62-52	at UNLV (March 8, 2017)
19	46-27	15:12/2nd	W, 65-60	CSUN (Jan. 1, 2019)
19	32-13	9:21/1st	W, 79-74	vs. Xavier (Nov. 20, 2018)
18	8-26	10:58/1st	W, 69-65	Monmouth (Nov. 22, 2004)
16	31-47	16:16/2nd	W, 65-60	Pepperdine (Dec. 6, 2020)
16	21-37	3:05/1st	W, 83-73	vs. Iowa (Nov. 30, 2019)
16	25-41	12:05/2nd	W, 51-48	New Mexico (March 8, 2014)
15	30-45	17:24/2nd	W, 72-58	vs. California (Nov. 26, 2015)
14	43-57	13:51/2nd	W, 67-65	at Boise State (Feb. 5, 2014)
14	22-36	5:47/1st	W, 67-62	TCU* (Jan. 16, 2010)
14	10-24	8:29/1st	W, 72-67	at New Mexico* (Jan. 12, 2008)
14	25-39	12:53/2nd	W, 60-57	UC Santa Barbara (Dec. 22, 1999)

Rallied From Largest Second-Half Deficit For Victory (since 1996-97 season)

Deficit	Score	Time	Final	Opponent (Date)
21	16-37	18:25/2nd	at-W, 62-52	at UNLV (March 8, 2017)
19	46-27	15:12/2nd	W, 65-60	CSUN (Jan. 1, 2019)
16	31-47	16:16/2nd	W, 65-60	Pepperdine (Dec. 6, 2020)
16	25-41	12:05/2nd	W, 51-48	New Mexico (March 8, 2014)
15	30-45	17:24/2nd	W, 72-58	vs. California (Nov. 26, 2015)
14	43-57	13:51/2nd	W, 67-65	at Boise State (Feb. 5, 2014)
14	37-51	12:52/2nd	W, 69-65	Monmouth (Nov. 22, 2004)
14	25-39	12:53/2nd	W, 60-57	UC Santa Barbara (Dec. 22, 1999)

Clutch, Game-Winning & Game-Tying Shots (since 1996-97 season)

A clutch shot is defined as giving SDSU a lead it never relinquished with less than two minutes to play or tied a game and forced overtime. Game winning shots are designated with a • and are defined as a shot or free throw that puts SDSU ahead to stay with less than 35 seconds to play.

Date	Opponent	Final	Play
12.31.96	at Brigham Young*	at-W, 89-86	Jason Richey's trey forces OT (:01); • Jacobi Thompson's two FTs to break an 86-all tie (:15)
1.11.97	at Air Force*	at-W, 77-69	Jason Richey makes two free throws to tie the game at 63 (1:12) Roy Kruiwyk converts a pair of free throws in overtime to put SDSU up 71-69 (1:09) Jason Richey forces overtime with a 5-foot bank shot (:05)
1.18.97	Colorado State*	at-L, 90-93	Jason Richey gives SDSU the lead for good in OT with a jumper (1:47)
3.3.98	vs. Wyoming (WAC)	at-W, 60-57	Deandre Moore ties the game (:12) in regulation; Moore's trey are final points in 1st OT (:41)
12.6.00	at UC Santa Barbara	3ot-L, 77-80	• Deandre Moore off-balance 5-foot shot (:02.1); Awvee Storey (ASU) halfcourt shot disallowed
12.16.00	Arizona State	W, 64-62	Karlo Kovacic connects on a three-point field goal off a pass from Al Faux
1.6.01	at Loyola Marymount	W, 61-58	Al Faux connects on a three-point field goal to tie the game in regulation
1.27.01	at UNLV*	at-L, 72-82	Al Faux hit 3-pointers on consecutive possessions to tie the game and forced OT (:02.3)
1.21.02	Wyoming*	at-L, 85-88	Tony Bland drove right baseline off a pass from Randy Holcomb to tie the game in regulation (:26)
1.26.02	UNLV*	at-L, 79-80	• Al Faux banked in a short driving basket for the final points of the game (:02.6)
3.2.02	Air Force*	W, 49-47	• Al Faux 15-foot jumper right baseline from Randy Holcomb provided the final score (:19)
3.8.02	vs. Wyoming (MWC)	W, 70-69	Tony Bland's running 16-footer at horn forces OT (:01.9); Tommy Johnson's trey puts SDSU up 63-60 (1:14)
3.19.03	UC Santa Barbara (NIT)	at-W, 67-62	Brandon Heath made a three-pointer to give SDSU a 64-63 lead; Scored SDSU's last nine pts. (1:39)
12.3.03	at San Diego	W, 66-63	Chris Walton banked in an off-balance 10-foot runner to break a 61-all game (:53.2)
12.31.03	Portland	W, 67-61	Brandon Heath connects on a three-pointer and has a pair of steals after the make (1:24)
1.12.04	Brigham Young*	W, 65-51	Chris Walton made the first of two free throws to tie the game at 62 to force OT (:07)
1.24.04	at Colorado State	2ot-L, 82-92	Brandon Heath hits a 3-pointer to push the game to a 2nd OT with the score tied at 73 (:06)
11.19.04	UC Santa Barbara	at-L, 72-80	Marcus Slaughter converts an offensive rebound with no time remaining to force OT (:00/2nd)
11.22.04	Monmouth	W, 69-65	Brandon Heath makes a jumper in the paint to complete an 18-point comeback (:46)
1.8.05	at Brigham Young*	W, 59-57	• Chris Walton rebounded and converted a six-foot jumper in one motion (:00.0)
1.28.06	at Wyoming*	at-W, 78-77	• Trimaime Davis' put back of a miss and following FT gives SDSU a 78-77 lead (:00.3)
3.10.06	vs. UNLV (MWC)	W, 63-60	Brandon Heath pull up three gives SDSU a 61-60 lead (:38)
3.11.06	vs. Wyoming (MWC)	at-W, 69-64	• Brandon Heath completed a spin move with a fade away 13-foot jumper to give SD the lead (:35)
11.10.06	vs. Murray State	W, 87-84	• Brandon Heath steals the ball in the backcourt and launches a halfcourt shot at the buzzer (:00)
11.11.06	at Saint Mary's	W, 74-73	• Brandon Heath makes two free throws to give SDSU a 74-73 lead (:16)
2.20.07	at New Mexico*	at-W, 81-74	Kyle Spain makes the first of two free throws to tie the game at 70 and force OT (:17.1)
3.3.07	TCU*	W, 56-51	Mohamed Abukar's rebound, put back and subsequent free throw breaks a 51-all tie (:38)
3.14.07	at Missouri State (NIT)	W, 74-70	• Brandon Heath connects on a three-point field goal off the dribble to break a 70-all tie (:05.3)
12.28.07	Sam Houston State	at-W, 79-78	Billy White follows a Richie Williams miss with an offensive put back to force OT (:00.2)
1.29.08	at Colorado State*	W, 83-82	• Billy White scores the final points of the game as he follows a D.J. Gay errant three (:15)
11.27.08	vs. Western Carolina	W, 59-58	• Lorenzo Wade hits a three-point field goal right of center for the final points of the game (:20.9)
2.3.09	at UNLV*	at-W, 68-66	• Kyle Spain knocks down two free throws to give SDSU the lead for good (:11)
2.28.09	at TCU*	at-W, 79-77	Billy White knocks down one of two free throws to send the game into overtime (:10)
11.23.09	at Fresno State	W, 62-58	• Richie Williams makes 1 of 2 FTs to give SDSU a 1-pt. lead it would not relinquish in OT (:23)
2.26.10	at New Mexico*	at-L, 86-88	• Billy White makes a pair of free throws to put SDSU up to stay (:19.5)
3.11.10	vs. Colorado State (MWC)	W, 72-71	D.J. Gay made the first and third FTA after getting fouled attempting a trey to force OT (:01)
2.2.11	at Colorado State*	W, 56-54	• D.J. Gay sinks a pair of free throws for the final points of the game (:23)
3.11.11	at UNLV (MWC)	W, 74-72	• D.J. Gay knocks down a baseline, fade away jumper to give SDSU the lead (:01)
11.17.11	USC	W, 56-54	• D.J. Gay drives the lane and nails a floater to break a 72-all tie (:04)
1.15.12	UNLV*	W, 69-67	• Xavier Thames goes the length of the court and hits a lay-up (:01.8)
3.3.12	at TCU*	at-W, 98-92	• Jamaal Franklin drives the lane and connects on his lay-up attempt (:00.3)
3.8.12	vs. Boise State (MW)	W, 65-62	Tim Shelton grabs offensive board, gets an and-1, and nails a FT to force OT (:21)
2.6.13	Boise State*	W, 63-62	• Jamaal Franklin hits a three as time expires to lift SDSU (:00)
2.5.14	at Boise State*	W, 67-65	• Chase Tapley knocks down a three to propel the Aztecs to a one-point win (:02.8)
11.24.14	vs. Brigham Young	2ot-W, 92-87	• Dwayne Polee II nails a three to complete 14-point second-half comeback (:04.2)
12.17.14	at Cincinnati	at-L, 62-71	Aqeel Quinn rebounds own three-point miss, steps back and hits a three to force 2OT (:10)
2.4.15	at Nevada	W, 65-63	Winston Shepard drives, draws a foul and makes two free-throws to force extra time (:03)
3.4.15	at UNLV	W, 60-58	JJ O'Brien converts a three-point play with 51 seconds left to help lift SDSU to the road win
1.13.16	at Colorado State	W, 69-62	Trey Kell starts a break and makes a layup w/1:14 left to give SDSU a lead it never gives up
2.2.16	Colorado State	W, 69-67	Trey Kell breaks a 62-all tie with a layup with 47 seconds left and SDSU stays ahead
2.6.16	New Mexico	at-W, 78-71	Jeremy Hemsley gives SDSU a 66-65 lead with a layup with 1:07 left and the Aztecs hold on
1.1.19	CSUN	W, 65-60	Malik Pope hits a three from straight away with 8 seconds left to force overtime
2.23.19	at UNLV	W, 60-59	Jeremy Hemsley hits a three to give the Aztecs a lead they would not relinquish (1:57)
12.8.19	San Jose State*	W, 59-57	Matt Mitchell hit three free throws to put SDSU up for good (1:26)
1.9.21	Nevada*	W, 69-67	• Malachi Flynn hit a fade away three-pointer (:00.9)
3.11.21	vs. Wyoming	W, 69-66	• Trey Pulliam hit a running floater as the clock expired for the victory
11.18.21	Arizona State	W, 65-63	Terrell Gomez sank two free throws with 1:30 to play to put the Aztecs in the lead for good
			Trey Pulliam hit a jumper in the paint to give SDSU a 64-63 lead which it would not relinquish (1:05)



Inside:

San Diego State University	208
Dr. Adela de la Torre	211
John David Wicker	212
Broadcast Partners	213
Media Information	214
Viejas Arena at Aztec Bowl	215

San Diego State University



MOUNTAIN WEST-RECORD 14-TIME CONFERENCE CHAMPIONS

San Diego State University is a major public research institution that provides transformative experiences for its more than 36,000 students.

SDSU offers bachelor's degrees in 96 areas, master's degrees in 84 fields and doctorates in 23 areas, with additional certificates and programs at regional microsites. San Diego State ranks as the No. 1 California State University in federal research support, as one of the top public research universities in California.

In addition to academic offerings at the San Diego State main campus, SDSU Imperial Valley, SDSU Geogia, and SDSU Global Campus offers online training, certificates and degrees in areas of study designed to meet the needs of students everywhere. Students participate in transformational research, international experiences, sustainability and entrepreneurship initiatives, internships and mentoring, and a broad range of student life and leadership opportunities.

San Diego State is committed to inclusive excellence and is known for its efforts in advancing diversity and inclusion. SDSU is nationally recognized for its study abroad initiatives, veterans' programs and support of LGBTQA+ students, as well as its powerhouse Division I athletics program.

About 50 percent of SDSU's undergraduate and graduate students are students of color. The university resides on Kumeyaay land and was most recently recognized as an Asian American Native American Pacific Islander-Serving Institution (AANAPISI). San Diego State is also a long-standing Hispanic-Serving Institution (HSI).

The university's rich campus life and location offers opportunities for students to lead and engage with the creative and performing arts, career and internship opportunities with SDSU's more than 491,000 living alumni, and the vibrant cultural life of the greater San Diego and U.S.- Mexico region.



INTRODUCTION
COACHES & STAFF
PLAYERS
2021-'22 REVIEW
RECORDS
HISTORY
UNIVERSITY
AZTEC BASKETBALL MEDIA GUIDE

Achievements and Distinctions



MOUNTAIN WEST-RECORD 14-TIME CONFERENCE CHAMPIONS

Academic Strength

- San Diego State University continues to gain recognition as a leader in higher education. It ranks No. 68 among public universities and in the top 150 overall of U.S. News & World Report's annual ranking of America's Best Colleges.
- SDSU's undergraduate international business program ranks No. 8 in the nation, and its undergraduate business and engineering programs rank in the top 100 of U.S. News and World Report's list. The College of Education is No. 50 in the country and No. 7 in California. Individual graduate programs ranked in the top 50 include rehabilitation counseling (No. 4), public health (No. 23), speech and language pathology (No. 25), audiology (No. 29) and physical therapy (No. 49).
- San Diego State University is a hub of student invention and innovation, led by the Lavin Entrepreneurship Center and our ZIP Launchpad. Forbes magazine ranked SDSU No. 23 on its list of America's Most Entrepreneurial Universities, while U.S. News and World Report ranked SDSU's entrepreneurship program No. 21 among the nation's public universities and Fortune ranked the university among the top 25 most entrepreneurial in the nation.
- SDSU is nationally recognized for sending 92 students abroad as Fulbright Scholars since 2005.
- San Diego State University students are graduating at record high rates across all seven colleges, and SDSU now ranks No. 9 nationally in graduation rate performance, based on U.S. News & World Report's most recent college rankings. This top rank for graduation rate performance acknowledges the university's success in serving students of many different economic, racial, ethnic and gender affiliations.

A Culture of Engagement

- SDSU engages its alumni and encourages them to share their professional expertise and experience with current students through programs such as the Aztec Mentor Program. A collaboration between SDSU Alumni and Student Affairs, the program has matched more than 10,500 students with alumni mentors.
- SDSU is focused on fostering a welcoming campus climate for all students. Cultural centers include: the Black Resource Center, Center for Intercultural Relations, Center for Transformative Justice, Latinx Resource Center, Native Student Resource Center, Pride Center and Women's Resource Center. Other resource centers for students include the Commuter Resource Center, the International Student Center and the Student Ability Success Center and The Joan and Art Barron Veterans Center.
- Arts Alive SDSU integrates arts events and arts practices into the university's curriculum and recognizes art as a campus-wide value on par with research and international study. With nearly 300 events scheduled each year, Arts Alive reaches an audience of more than 125,000 annually.
- The university's Economic Crisis Response Team is a group of staff, administrators, students, and faculty working together to ensure that students experiencing food or housing insecurity or other unforeseen financial crises receive short-term and long-term aid quickly and without stigmatization.

Community Roots

- In August 2020, site work began on SDSU Mission Valley, to be located on 135 acres of previously city-owned property and featuring a multi-use stadium to serve as the new home of Aztec football. This multi-year expansion, replacing a former NFL stadium and its parking lot, includes an Innovation District to support education, research, technology and entrepreneurial activity; 4,600 housing units for students, faculty, staff and the general public, a hotel; and restaurants and shopping.
- Led by Associated Students, the SDSU community confronted the significant challenges of hunger and food insecurity in San Diego by raising more than 590,500 pounds of food in the Aztecs Rock Hunger drive during fall 2019. Eighty percent of monetary donations go to the Jacobs and Cushman Food Bank, while the remaining 20 percent remains on campus to provide short-term and long-term aid to students experiencing food insecurity.
- SDSU's Guardian Scholars program is a unique opportunity for students leaving the foster care system. Young men and women accepted into the program receive full scholarships, year-round housing and academic mentoring to support them in becoming active community members.

A Diverse Campus

- SDSU is the No. 1 LGBTQ+-friendly campus in California and No. 8 campus nationally, according to Campus Pride and BestColleges. The Pride Center — an inclusive, safe and affirming gathering space — facilitates education, awareness and research on issues related to sexuality and gender.
- SDSU is ranked in the top 35 nationwide for ethnic diversity according to U.S. News & World Report; about

54 percent of its undergraduates and graduates are students of color.

- Consistently ranked by the Military Times as a top school for veterans, SDSU serves over 4,000 student-veterans, active duty, reservists and dependents each year through the Joan and Art Barron Veterans Center and academic programs such as Troops to Engineers.
- Our Imperial Valley campus, a powerful engine of economic growth for the U.S.-Mexico border region, serves a diverse student body composed largely of groups that are historically underrepresented in higher education.

An International Perspective

- San Diego State University ranks No. 5 nationally and No. 1 in California for the number of students studying abroad in the latest Institute for International Education's Open Doors report.
- SDSU typically welcomes more than 1,800 international students from more than 70 countries each year. They are enrolled as fully matriculated students or as part of the American Language Institute (ALI), of which SDSU's affiliate is one of the largest in the country.
- The J. Keith Behner and Catherine M. Stiefel Program on Brazil is SDSU's first endowed academic program with an international focus. Over the next five years, through research collaborations with major Brazilian universities, SDSU will strengthen its global leadership in public health, environmental sciences, international business and urban development.

Research Accomplishments

- SDSU is a public research university where students, faculty, and alumni have been part of research teams that addressed important subjects like RNA modification, biomathematics, and post-wildfire storm runoff. Researchers focus on real-world challenges, and students benefit from access to cutting-edge technology and engaging in research alongside mentors who are leaders in their fields.
- San Diego State University faculty continue to win significant research funding. In fiscal 2019-20, they secured \$144.4million in public and private funding — a total of 758 awards to 307 principal investigators. The total included a significant increase from two major federal agencies: The National Science Foundation and The National Institutes of Health.
- To further support research, SDSU has built an Engineering and Interdisciplinary Science Complex, where researchers are developing collaborative projects to turn discoveries into real-world applications. The EIS Complex, which opened in 2018, enhances the university's teaching and research capacities and helps attract the best and brightest faculty, graduate and undergraduate students.
- In 2018, SDSU received a \$19.9 million research award — one of the largest in university history — to create a new center for transdisciplinary research on health disparities throughout San Diego and Imperial counties. The five-year award is part of an effort by the National Institute on Minority Health and Health Disparities to support the research enterprise of minority-serving institutions like SDSU.
- The Student Research Symposium is an annual forum for San Diego State's graduate and undergraduate students to present their faculty-mentored research. More than 450 undergraduate, graduate and doctoral students across 70 majors and disciplines participated in 2020.

Moving Forward

- San Diego State University is a place of knowledge, experience and impact. It is one of the oldest institutions in California, with 400,000+ living alumni and many more friends in the community who have a stake in its future. As we engage with our supporters in joint initiatives that advance the welfare of the broader San Diego region, student success will continue to be the foundational force moving us forward.

INTRODUCTION

COACHES & STAFF

PLAYERS

2021-22 REVIEW

RECORDS

HISTORY

UNIVERSITY

AZTEC BASKETBALL MEDIA GUIDE

Prominent Alumni



MOUNTAIN WEST-RECORD 14-TIME CONFERENCE CHAMPIONS

INTRODUCTION

COACHES & STAFF

PLAYERS

2021-'22 REVIEW

RECORDS

HISTORY

UNIVERSITY

AZTEC BASKETBALL MEDIA GUIDE



Kathleen Kennedy



Dennis Connor

Arts/Actors

Robert Hays, television/film actor, "Airplane"
Julie Kavner, television actor, "The Simpsons"
Kathleen Kennedy, film producer, "Schindler's List"
Kathy Najimy, television/film actor, "Sister Act"
Gregory Peck, film actor, 1963 Academy Award winner for Best Actor in "To Kill a Mockingbird"
Marion Ross, television/stage actor, "Happy Days"
Claire Van Vliet, visual artist, founder of the Janus Press
Carl Weathers, film actor, "Rocky"
Gary David Goldberg, executive producer and co-creator, "Spin City"
Raquel Welch, film and television actor, starred in "The Three Musketeers"

Authors

Patricia Benke, best-selling crime novelist
Sid Fleischman, author, The Whipping Boy (Newbery Medal, 1987)
Susan Vreeland, author, The Girl in Hyacinth Blue (New York Times Bestseller)

Business

Norman Brinkler, Brinkler International, Ltd., (Chili's, Macaroni Grill and On the Border)
Robert Peterson, founder, Jack in the Box
Sol Price, founder, Price Club
R. Andrew Rathbone, creator, "...for Dummies" book series
Ralph Rubio, founder/CEO, Rubio's Costal Grill
Jim Sinegal, co-founder and President/CEO, Costco
Julia Stewart, CEO, International House of Pancakes
Suzy Spafford, creator, Suzy's Zoo
Sue Swenson, COO, Leap Wireless
Jack Williams, retired COO, Royal Caribbean International and Celebrity Cruises

Communication/Media

Art Linkletter, television show host
Armen Keteyian, CBS Sports reporter
Jeanne Zelasko, Fox Sports anchor/reporter

Education

Dr. Doris Alvarez, 1997 Principal of the Year
Sandra McBryer, 1994 National Teacher of the Year
Janis Gabay, 1990 National Teacher of the Year

Government/Military


General Merrill R. McPeak, former chief of staff, United States Air Force
Timothy J. Muris, former Chairman (2001-04), Federal Trade Commission

Science

Robert Kaplan, nationally known psychologist
Ellen Ochoa, astronaut, world's first Hispanic female astronaut
Siegfried Reich, HIV testing researcher pioneer
Gerald Schleif, WD-40 inventor

Sports

Michael Cage, former NBA player
Dennis Conner, three-time America's Cup-winning yachtsman
Fred Dryer, former NFL player, actor, 1997 National Football Foundation's College Football Hall of Fame inductee
Marshall Faulk, former NFL MVP, 2011 Pro Football Hall of Fame inductee
Mark Grace, former MLB player, 2001 World Series champion, three-time All-Star, four-time Gold Glove winner
Joe Gibbs, former NFL coach, founder Joe Gibbs Racing
Tony Gwynn, former MLB player, former Aztec baseball coach, 2007 Baseball Hall of Fame Inductee
Kevin Kennedy, former MLB manager and broadcaster
Kawhi Leonard, Los Angeles Clippers forward, two-time NBA Champions and Defensive Player of the Year, 2014 & 2019 NBA Finals MVP
Gene Littler, former PGA Tour golfer, 1961 US Open and 1953 U.S. Ametour champion, World Golf Hall of Fame member, 54 Tour wins
Graig Nettles, former MLB player, two-time World Series champion, six-time All-Star, two-time Gold Glove Award winner
Mark Reynolds, sailor, four-time Olympian, two-time Olympic gold medalist, three-time world champion
Marla Runyan, 1991-1994-2000 Olympian, visually impaired marathon runner
Xander Schauffele, PGA Tour golfer, seven-time Tour winner, Olympic gold medalist
Brian Sipe, former NFL player, former Aztec assistant football coach
Stephen Strasburg, Washington Nationals pitcher, 2009 MLB No. 1 overall draft pick, 2019 World Series champion and MVP, three-time All-Star



Merrill R. McPeak



Timothy J. Muris



Armen Keteyian



Jim Sinegal



R. Andrew Rathbone



Marrian Ross



Ellen Ochoa



Kawhi Leonard

University President



MOUNTAIN WEST-RECORD 14-TIME CONFERENCE CHAMPIONS

Dr. Adela de la Torre was appointed by the California State University Board of Trustees as the new president of San Diego State University.

Arriving on campus in June 2018, Dr. de la Torre is the ninth permanent president of SDSU and the first woman to serve in that role. She brings with her 30 years of service in leadership roles at institutions of higher education, including the California State University system, the University of Arizona and the University of California, Davis.

Prior to her appointment as President, Dr. de la Torre worked in a variety of leadership positions at UC Davis, culminating in her role as vice chancellor for student affairs and campus diversity, where she oversaw a division encompassing 28 departments and units that provide services and facilities to foster academic success, student development and campus community. In addition, she spent 14 years from 2004-18 directing the UC Davis Center for Transnational Health and served a two-year stint (2009-11) as chair of the UC Davis Chicana/Chicano Studies Department, after becoming the first Latina to receive

the rank of distinguished professor.

During her tenure at Arizona from 1996-2002, Dr. de la Torre was the director of the Mexican American Studies and Research Center, successfully developing the first graduate program in Mexican American Studies. She also founded the College of Medicine's first federally funded Hispanic Center of Excellence.

Dr. de la Torre was also a professor at California State University, Long Beach, serving as chair of the department of Chicano/Latino Studies. She was additionally selected by members of the California State University system to serve a one-year appointment (1995-96) as a management fellow, which involved system-wide strategic planning, higher education legislative initiatives, enrollment and growth planning, as well as system-wide presidential and board of trustee meetings.

Dr. de la Torre's research focuses on aspects of Latino community health — an area where SDSU is a national leader. Her research was previously recognized by the American Society of Hispanic Economists in 2016, when it honored her with its biennial Aca-

ademic Achievement Award.

Dr. de la Torre's grandparents immigrated to the Central Valley from Mexico. She grew up in the Bay Area, where her grandmother and mother taught her important cultural traditions — the importance of family, the value of hard work and the power of education. Her mother attended both Modesto Community College and the University of California, Berkeley and was a public school teacher for 40 years.

Dr. de la Torre earned a bachelor of science degree in the political economy of natural resources and a master of science and Ph.D. in agricultural and resource economics all from California.



Dr. Adela de la Torre

Ninth President of San Diego State



San Diego State President Dr. Adela de la Torre celebrates the 2019-20 Mountain West regular season championship on the floor of Viejas Arena with the Aztecs. It was the record 12th Mountain West men's basketball championship the program had won. San Diego State has since won two more Mountain West titles.

INTRODUCTION

COACHES & STAFF

PLAYERS

2021-22 REVIEW

RECORDS

HISTORY

UNIVERSITY

AZTEC BASKETBALL MEDIA GUIDE

Director of Athletics



MOUNTAIN WEST-RECORD 14-TIME CONFERENCE CHAMPIONS



John David Wicker

Director of Athletics
Entering Seventh Year at SDSU
(Entering 11th Overall)
Mississippi State '92

Education

1992
 Bachelor of Arts
 Mississippi State

1997

Master of Arts
 Georgia

Career Experience

1996-99
 Georgia
 Assistant Director
 Event Management

1999-2001
 Southern Miss
 Event and Facilities Director

2001-11
 Washington State
 Associate Athletic Director
 Event and Facility Operations

2011-15
 San Diego State
 Deputy Director of Athletics

2015-16
 Georgia Tech
 Senior Associate Director of Athletics

2016-Present
 San Diego State
 Director of Athletics

John David Wicker was introduced as San Diego State University's new Director of Intercollegiate Athletics on Oct. 24, 2016.

"It feels great to be back on the Mesa," Wicker said upon his return to San Diego State. "I loved my four years here with the coaches, the staff and all the student athletes. I'm thrilled with this opportunity and I am looking forward to helping SDSU Athletics move to the next level of success."

Wicker was SDSU's Deputy Athletic Director from 2011 until leaving for Georgia Tech in July 2015. During his first term at SDSU, he was responsible for the day-to-day operations of the Aztecs athletics department, overseeing business operations, human resources, events and facilities, capital projects, strength and conditioning, academics, video and sport oversight for football, rowing, and men's and women's basketball.

Prior to his time at SDSU, he was the Associate Athletic Director for Event and Facility Operations at Washington State from 2001-11. While at Washington State, he was responsible for event planning and game day responsibilities for all home athletic events, conference tournaments and NCAA championships, day-to-day oversight and operations of all athletic facilities, and the liaison for the athletic department on capital projects.

From 1999 to 2001 Wicker served as Director of Event and Facility Operations at Southern Miss. At

USM, he oversaw regular season and championship event operations, coordinated day-to-day maintenance of facilities, and was the liaison to the university on all capital projects. He also oversaw the design and initial construction of USM's \$11 million Athletic Center, which houses administrative and coaching offices, football locker room, weight room and training area.

Wicker also spent three years at Georgia from (1996-99), where he also worked for the Atlanta Committee for the Olympic Games in preparation for the 1996 Summer Olympics as the venue logistics manager for Sanford Stadium, home to the medal rounds for men's and women's soccer.

Wicker took over an athletic department that has enjoyed great success in recent years. The football team, which has posted three consecutive 10-win seasons, made its ninth consecutive bowl game appearance in 2018. Men's basketball has been to the postseason in 12 out of the last 14 years. Teams, from women's track and field to men's and women's golf, to baseball and softball, have combined for 41 team conference championships since the beginning of the 2012-13 school year.

"One of our top priorities will be to generate more excitement about Aztec Athletics on campus, in the community, and with our close to 300,000 alumni across the nation," Wicker said. "People around the country know what an incredible atmosphere Viejas Arena is. And that is in no small part because

of the fans. There is no reason why we can't have a similar atmosphere at our football games, at Tony Gwynn Stadium for baseball, on the Sports Deck for soccer games and more."

Wicker graduated from Mississippi State in 1992 with a bachelor's degree in professional accountancy. He received his master's degree in education with an emphasis in sports management from Georgia in 1997.

Wicker resides in Santee, Calif., with his wife Rachel and daughters Scarlett Anne and Waverly Lile.



INTRODUCTION
 COACHES & STAFF
 PLAYERS
 2021-'22 REVIEW
 RECORDS
 HISTORY
 UNIVERSITY
 AZTEC BASKETBALL MEDIA GUIDE

Broadcast Partners



MOUNTAIN WEST-RECORD 14-TIME CONFERENCE CHAMPIONS

Television Partners

The Mountain West has exclusive national television rights agreements with CBS Sports Network and Fox Sports. CBS Sports Network is the primary rights holder and 2022-23 will be the network's 17th year broadcasting Mountain West basketball games.

On Jan. 9, 2020, the Mountain West and Fox Sports announced a long-term agreement, establishing the network as the second national television partner for Conference-controlled football and men's basketball games.

Between the two networks, at least 39 football games will be televised annually on their various platforms. The CBS Sports Network and Fox Sports agreements are scheduled to run concurrently through the 2025-26 campaign.

About CBS Sports Network

CBS Sports Network, the 24-hour home of CBS Sports, televises more than 4,500 hours of live programming every year, including live college football, college basketball and more from conferences including the MW, AAC, Big East, CUSA, WCC, A-10, Army, Navy and the Patriot League. CBS Sports Network is the television home of the AutoNation Cure Bowl and the NOVA Home Loans Arizona Bowl, as well as the WNBA and Professional Bull Riding (PBR).

Throughout the year, the network also telecasts a full slate of original programming and studio coverage, such as NFL Monday QB featuring Trent Green, Rich Gannon and Steve Beuerlein, as well as We Need To Talk, the first-ever all-female sports show.

Additionally, CBSSN has become the extension of CBS Sports, sharing talent and graphics as well as providing support coverage of every major event that CBS produces, including SEC football, the NCAA Tournament, The Masters and PGA Championship.

About Fox Sports

FOX Sports is the umbrella entity representing FOX Corporation's wide array of multi-platform US-based sports assets. Built with brands capable of reaching more than 100 million viewers in a single weekend, the business has ownership and interests in linear television networks, digital and mobile programming, broadband platforms, multiple web sites, joint venture businesses and several licensing relationships. FOX Sports includes the sports television arm of the FOX Network; FS1, FS2, FOX Soccer Plus and FOX Deportes. FOX Sports' digital properties include FOXSports.com and the FOX Sports App, which provides live streaming video of FOX Sports content, instant scores, stats and alerts to iOS and Android devices.

About Mountain West Network

Consistent with the spirit of innovation upon which the Conference was founded, the Mountain West, in collaboration with STADIUM, continues to provide fans with on-demand access to live game action, compelling feature content, and the latest news from across the conference by taking advantage of the latest in digital technology via the Mountain West Network (MWN).

The Mountain West Network has been recognized for its technical achievement, having received three consecutive Emmy Awards (2014-16) from the Heartland Chapter of the National Academy of Television Arts and Sciences. Since its launch in October of 2012, the MWN has provided fans over 3,200 on-demand videos, while also streaming over 6,100 events, including most Conference championships. Over 43 million unique viewers from more than 179 countries have tuned into Mountain West Network content since the network's debut in 2012.

The Mountain West Network has extended its reach on social media platforms as well. Through its partnership with STADIUM, the Mountain West became the first league to broadcast a football game live on Twitter with the Aug. 30, 2016 contest between Weber State and Utah State. The Mountain West also became the first to broadcast a live basketball game on Twitter (Alaska-Fairbanks at Boise State on Nov. 6, 2016), as well as the first to have a bowl game streamed live on Twitter and Facebook (NOVA® Home Loans Arizona Bowl between Air Force and South Alabama on Dec. 30, 2016). In addition, since its inception, the Mountain West Network has accumulated over 7.5 million views of its on-demand content on Facebook and Twitter alone.

Mountain West Network content is accessible by pointing any internet browser to TheMW.com. In addition, the MWN can be watched from the official athletics website of each MW member institution, and fans can tune in from the league's official mobile application for iOS and Android devices. Visit the App Store or Google Play for details on the free application.

iHeart Media San Diego

San Diego State University and FOX Sports College Properties announced a multi-year agreement with iHeartMedia San Diego to broadcast SDSU football and men's basketball games beginning with the 2017 football season.

Select iHeartMedia San Diego radio stations will be the flagship radio outlets for the San Diego State Aztecs' game broadcasts through the FOX Sports College Properties Network. Fans can listen to the game broadcasts locally on San Diego Sports 760 AM in San Diego, and nationwide on iHeartRadio, live streaming radio service.

In addition to the pre-, post- and in-game broadcasts, iHeartMedia San Diego produces and airs a weekly "Coaches Show" with head football coach Brady Hoke, and men's basketball head coach Brian Dutcher. Select SDSU baseball and post-season women's basketball games will be heard on San Diego Sports 760 AM.

"We are very excited about partnering with iHeart Media San Diego for our radio rights," SDSU Director of Athletics John David Wicker said announcing the current contract. "The success of not only our football program, which has won at least 10 games in the last three years and made its eighth straight bowl game appearance last season, our men's basketball program, which has won an unprecedented 11 Mountain West conference championships, but of all of our sports, which have combined to claim 41 team conference titles since the beginning of the 2012-13 season, is something in which the University and the entire San Diego community can take great pride. We look forward to working with iHeart to share the successes of our student-athletes for years to come."

iHeartMedia's Newsradio 600 KOGO, San Diego's News and Information Station, previously held the broadcast rights for SDSU Athletics from 2007 to 2013.

"We are thrilled to welcome back the San Diego State Aztecs to the iHeartMedia family," said Melissa Forrest, President of iHeartMedia's San Diego/Riverside Region. "The partnership is a natural fit, given our past broadcast history with SDSU, our unparalleled reach through our multiple platforms and the widely popular Sky Show association for the past 13 years. We can't wait for the season to start."



INTRODUCTION

COACHES & STAFF

PLAYERS

2021-22 REVIEW

RECORDS

HISTORY

UNIVERSITY

AZTEC BASKETBALL MEDIA GUIDE


Jamie McConeghy



Richard Stern



Michael Abbott



Jim Solein



Ben Pearson



Jason Bott



Media Credentials

Credentials for SDSU home games are issued to working media only and should be requested as early as possible and at least 48 hours prior to tipoff. Requests should be made through SDSU's on-line credential request form. Contact Richard Stern, Michael Abbott or Jenna Meyer for the link.

Game credentials will be granted only to daily newspapers and television/radio stations that cover Aztec Basketball on a regular basis. Credentials will be issued as space permits.

Membership in a writers' association does not automatically qualify an individual or outlet for credentials.

There is a limited amount of press seating available at Viejas Arena. Media agencies who would like to cover a SDSU men's basketball game need to contact the media relations office to request media seating.

To confirm receipt of credential requests or to check the status of a credential request, please contact the San Diego State Media Relations Office.

San Diego State reserves the right to deny media credentials to any individual who is not affiliated with an official news gathering organization.

Scouting Tickets

Due to limited media seating at Viejas Arena, professional basketball scouts must purchase a ticket. Requests should be made to Richard Stern or Michael Abbott in the San Diego State Media Relations Office. Scouts are permitted access to the media work room for game notes and statistics.

Parking

On game day, media parking is located on the first level of Parking Structure 12 (P12), just north of the arena. Game credentials provide admittance to the structure. A parking pass is required and can be obtained through the media relations office.

Do not park in the tunnel entrance lot (Lot 13) at any point on game days. Violators will be towed.

Will Call/Media Entrance

Members of the media must enter through the loading dock doors of Viejas Arena located through Lot 13, which also serves as the media will call location.

Media Room

The media room and all postgame activities will be conducted in rooms located underneath the arena seating. Media should exit the tunnel located beneath gate N.

Photographers

Photographers are restricted to either designated areas along the baseline and are not permitted along courtside during the game.

Media Seating

Media will be assigned seats along press row tables located behind the visitor's bench or in the upper portion of Section N. Please check the seating chart posted at the Media Will Call for your seating location.

Seating is extremely limited and a credential does not guarantee a seat in the press area.

San Diego State Athletics Media Relations Staff

Office: (619) 594-5547 • Fax: (619) 582-6541
Mailing Address: 5302 55th Street, Suite 3014, San Diego, CA 92115

Jamie McConeghy, Senior Associate Athletic Director - Communications & Media Relations
Mobile: (607) 435-5577 • E-mail: jmcconeg@sdsu.edu

Richard Stern, Assistant Athletic Director - Media Relations/Men's Basketball
Mobile: (408) 318-8111 • E-mail: rstern@sdsu.edu

Michael Abbott, Assistant Media Relations Director
Mobile: (949) 241-9243 • E-mail: mjabott@sdsu.edu

Jim Solien, Assistant Media Relations Director
Mobile: (619) 341-9082 • E-mail: jsolien@sdsu.edu

Ben Pearson, Assistant Media Relations Director
Mobile: (253) 569-2055 • E-mail: ben.pearson@sdsu.edu

Jenna Meyer, Media Relations Coordinator
Mobile: (425) 563-8210 • E-mail: jameyer@sdsu.edu

Jason Bott, Coordinator of Multimedia Productions
Office: (619) 253-4921 • E-mail: jbott@sdsu.edu

Postgame Interviews

Home Games - The San Diego State men's basketball locker room is closed to the media.

Select SDSU players and head coach Brian Dutcher, following a short postgame radio session, will be available to the media in the postgame interview area on the mezzanine level at Viejas Arena. Typically, players are available between five and 10 minutes following the departure of the team from the court, followed by Coach Dutcher.

Only the television network broadcasting the game live may request coaches and players on the court following the game. Those requests must be made through Richard Stern.

Opponent Interviews at Viejas Arena - Typically interviews of opposing players/coaches take part outside the visitor locker room. Contact the visiting sports information director for his or her policy prior to the game.

Road Games - The SDSU locker room is closed. Following a brief cooling off period, select Aztec players are available for interviews. Coach Dutcher will meet with the media upon completion of his postgame radio interview.

Weekly Interviews

All interview requests for Aztec players, coaches and administrators should be directed to the media relations office at least one day prior to the interview.

Head coach Brian Dutcher and selected players will be available at a weekly news conference to be held on campus. Please contact the media relations office for specific location, dates and times.

Players and coaches are generally available after practices, although media are asked to confirm this through the media relations office the day prior to the interview.

On game days, no Aztec players will be available until the postgame media sessions.

Directions to San Diego State

San Diego State is located at 5500 Campanile Drive, San Diego, CA 92182.

From Lindbergh Field: turn left onto N. Harbor Dr. Turn left onto W. Grape St. Merge onto I-5 South. Merge onto Hwy 163 North. Merge onto I-8 East. From I-8, take College Avenue exit and go south. San Diego State University will be on your right.

From I-5 (Heading South): merge onto I-8 East, take College Avenue exit and go south. San Diego State University will be on your right.

From I-15 (Heading South): merge onto I-8 East, take College Avenue exit and go south. San Diego State University will be on your right.

From I-8 (Heading West): take College Avenue exit and go south. San Diego State University will be on your right.

Proceed past Canyon Crest Drive (the first stoplight) then make an immediate right turn to the green information booth for parking information. Ask the parking guard for directions as to where you may park.

Steve Fisher Court at Viejas Arena



MOUNTAIN WEST-RECORD 14-TIME CONFERENCE CHAMPIONS



According to the NCAA, 10 times in the last 11 seasons in which fans were allowed to attend games, San Diego State finished the year ranked first among California schools in Division I average home attendance.

- **Viejas Arena photo spread on pages 14 and 15**
- **Top San Diego State attended games on page 205**

- **Viejas Arena records on pages 127 and 128**
- **Directions to Viejas Arena on page 215**

One of the premier on-campus basketball arenas in all of America, Steve Fisher Court at Viejas Arena provides a 12,414-seat, state-of-the-art venue while keeping fans close to the floor and part of the action. It serves as the home of SDSU men's and women's basketball.

Opened in 1997, the facility is the home of San Diego State basketball and provides a venue for university functions, cultural events, concerts and other special-event programming. It features a unique open-air concourse design that allows fans to enjoy the excellent San Diego climate and adds a new experience to attending arena-type events. Prior to the 2015-16 season, the hardwood was named Steve Fisher Court.

The arena is built on the site of the old Aztec Bowl stadium which hosted San Diego State football games as well as other athletic, entertainment and cultural events from the time of its construction in 1936 until 1967.

Built directly into a canyon hillside, Viejas Arena encloses one end of the old horseshoe-shaped Aztec Bowl. Two sections of the stadium's original concrete bleachers and cobblestone walls frame each side of the arena's north entrance. In addition, the university's 10-ton granite boulder, a California landmark commemorating President John F. Kennedy's 1963 commencement address at Aztec Bowl, has also been placed in this area.

In addition to SDSU hoops, Viejas Arena has played host to concerts by such artists as Aerosmith, Beyonce, Britney Spears, Eric Clapton, Kevin Hart, Metallica, Miranda Lambert, KISS and Lady Gaga. In 2001, Billy Joel and Elton John opened their world tour with a sold-out show at Viejas.

Viejas Arena seats 12,414 for basketball games. Seating includes 240 ADA accessible and companion seats in Row 36, form-fitted bench seats in rows 30-35 with the remaining being stadium seats. For special events and concerts, the venue can become intimate down to 3,000 seats and, depending on configuration, accommodate as many as 13,500.

Prior to the 2022-23 season, the arena installed new state of the art, high definition Daktronics LED upgrades to the center-hung scoreboard, interior concourse and basketball hoops; in addition to several new LED boards around the exterior of the venue.

The venue offers six locker rooms, two team rooms, a green room, which includes three individual dressing rooms and a common area, a training room, and a work room.

Concessions are provided by Aztec Shops and include a traditional sports-themed menu as well as specialty foods. In addition, catering is provided by Aztec Shops and includes a wide-ranging menu with various levels of service.

The Mezzanine Level houses a VIP Room for banquets, pre- and post-

game functions, and other formal and informal gatherings. The room consists of a 2,200-square-foot space that can be divided into two rooms of 800- and 1,400-square feet. The 800-square foot area can also serve as an interview room for sporting events.

After serving as host to the first and second rounds of the NCAA men's basketball championship in 2001, the venue was the home of the 2001 NCAA women's volleyball national championship. In 2006, it played host to the NCAA men's basketball first and second rounds, along with the McDonald's All-American High School basketball games.

In 2009, the NCAA women's basketball first and second rounds graced the Viejas Arena floor and in 2014 the NCAA men's basketball second and third rounds had a return visit. In 2018 and 2022, the arena once again hosted the NCAA men's basketball first and second rounds. The March Madness event is set to return to San Diego State's on-campus venue in 2026.

INTRODUCTION
COACHES & STAFF
PLAYERS
2021-'22 REVIEW
RECORDS
HISTORY
UNIVERSITY
AZTEC BASKETBALL MEDIA GUIDE

Steve Fisher Court at Viejas Arena



MOUNTAIN WEST-RECORD 14-TIME CONFERENCE CHAMPIONS

Viejas Arena Fast Facts

General Information

First Game	Brigham Young 73, SDSU 59 (11-14-97)
Aztecs' First Win	SDSU 79, Southwest Texas 57 (11-26-97)
Aztecs' 100th Victory	SDSU 86, Navy 76 (12-17-07)
Aztecs' 200th Victory	SDSU 57, San Diego 48 (12-4-14)
Aztecs' 300th Victory	SDSU 80, UNLV 55 (1-24-22)
Basketball Capacity	12,414
Seasons	Entering 25th

San Diego State in Viejas Arena

SDSU's All-Time Record in Viejas Arena	306-88 (.777)
Longest Win Streak in Viejas Arena History	29 (Nov. 20, 2013 - Feb. 28, 2015)
Longest Losing Streak in Viejas Arena History	8 (Jan. 5, 2000 - March 2, 2000)

The Playing Floor

The original Viejas Arena court was used at the 1997 NCAA Final Four in Indianapolis. A new playing surface was installed prior to 2010-11.

Postseason Events Held in Viejas Arena

2001	NCAA 1st & 2nd Round Div. I Men's Basketball Championship
2001	NCAA Division I Women's Volleyball Semifinals and Finals
2003	Men's NIT (First Round)
2006	NCAA 1st & 2nd Round Div. I Men's Basketball Championship
2009	Men's NIT (First Round, Quarterfinals)
2009	NCAA 1st & 2nd Round Div. I Women's Basketball Championship
2013	Women's NIT (First Round)
2014	NCAA 2nd & 3rd Round Div. I Men's Basketball Championship
2018	NCAA 1st & 2nd Round Div. I Men's Basketball Championship
2022	NCAA 1st & 2nd Round Div. I Men's Basketball Championship

Viejas Arena Record and Attendance

Year	Gms.	Record	Total	Average
1997-98	14	7-7	60,363	4,312
1998-99	15	4-11	47,035	3,136
1999-00	15	5-10	39,266	2,618
2000-01	17	12-5	77,104	4,528
2001-02	15	12-3	92,475	6,165
2002-03	17	11-6	121,926	7,172
2003-04	15	11-4	100,513	6,701
2004-05	16	7-9	94,450	5,903
2005-06	15	13-2	105,209	7,014
2006-07	16	14-2	125,135	7,821
2007-08	14	11-3	94,638	6,760
2008-09	17	15-2	121,320	7,136
2009-10	15	14-1	108,412	7,227
2010-11	15	14-1	175,027	11,668
2011-12	19	17-2	229,820	12,096
2012-13	15	14-1	186,210	12,414
2013-14	16	15-1	198,624	12,414
2014-15	17	16-1	211,038	12,414
2015-16	20	16-4	244,190	12,210
2016-17	14	10-4	170,142	12,196
2017-18	15	13-2	170,163	11,344
2018-19	17	14-3	185,040	10,885
2019-20	15	14-1	175,015	11,668
2020-21	15	13-2	N/A	N/A
2021-22	15	14-1	169,972	11,331
Viejas Totals	394	306-88	3,303,087	8,715

Note: Total attendance and average does not include 2020-21

SDSU Record vs. Opponents in Viejas Arena

Opponent	W	L	Streak	Last	Opponent	W	L	Streak	Last	Opponent	W	L	Streak	Last
Air Force	19	3	Won 15	F.12.22	Navy	1	0	Won 1	D.17.07	UNLV	15	7	Won 1	J.24.22
Alabama State	1	0	Won 1	D.12.16	New Mexico	15	7	Won 3	J.31.22	UT Arlington	1	0	Won 1	11.20.21
Albany	1	0	Won 1	N.26.05	New Mexico State	1	1	Won 1	N.21.00	Utah	7	7	Won 6	N.18.14
Arizona	1	3	Lost 1	N.14.13	Nevada	10	1	Won 10	F.6.22	Utah State	8	1	Won 8	F.15.22
Arizona State	2	2	Won 1	N.18.21	Nicholls	1	0	Won 1	D.10.15	Vanguard	2	0	Won 2	D.2.98
Arkansas-Pine Bluff	3	0	Won 3	N.6.18	Norfolk State	2	0	Won 2	N.21.01	Washington	2	1	Won 2	M.21.16
Arkansas State	0	1	Lost 1	D.27.98	Northern Arizona	1	0	Won 1	N.28.09	Washington State	0	1	Lost 1	D.10.05
Ball State	1	1	Won 1	D.20.14	Northern Colorado	0	1	Lost 1	J.9.08	Weber State	1	0	Won 1	M.17.09
Biala	1	0	Won 1	D.7.15	Occidental	1	0	Won 1	D.31.10	Western Michigan	1	0	Won 1	D.1.07
Boise State	8	3	Lost 1	J.22.22	Oklahoma State	1	0	Won 1	D.30.00	Wichita State	1	0	Won 1	D.1.10
Bradley	1	0	Won 1	D.3.17	Oregon	1	0	Won 1	D.2.97	Wyoming	17	5	Won 13	J.30.21
Brigham Young	7	9	Lost 1	D.18.20	Pacific	1	0	Won 1	J.2.99					
Brown	0	1	Lost 1	D.29.18	Pepperdine	1	0	Won 2	D.6.20					
Bryant	1	0	Won 1	N.11.11	Point Loma Nazarene	2	0	Won 2	D.18.12	By Conference (at game time)				
California	2	2	Lost 1	D.9.17	Pomona-Pitzer	1	0	Won 1	D.31.09	America East	2	0	Won 2	D.20.05
Cal Poly	3	0	Won 3	D.28.19	Portland	1	0	Won 1	D.31.03	American Athletic	1	0	Won 1	N.23.15
Cal State Dominguez Hills	1	0	Won 1	D.12.18	Providence	0	1	Lost 1	D.31.04	Atlantic Coast	1	0	Won 1	M.23.16
Cal State Fullerton	3	1	Won 3	D.8.21	Redlands	1	0	Won 1	D.30.11	Atlantic Sun	3	1	Won 1	D.12.06
CSU Bakersfield	2	0	Won 2	N.20.14	Rice	1	0	Won 1	F.21.98	Big East	0	1	Lost 1	D.31.04
CSUN	4	0	Won 3	J.1.19	St. Katherine College	2	0	Won 2	D.2.20	Big Sky	6	2	Won 3	D.18.13
Campbell	1	0	Won 1	D.12.06	Sacramento State	1	0	Won 1	D.2.00	Big South	1	0	Won 1	J.2.00
Chicago State	1	0	Won 1	J.10.12	Saint Mary's	2	1	Won 2	D.1.10	Big 12	2	2	Lost 1	D.22.15
Colorado State	19	4	Won 2	J.8.22	Sam Houston State	1	0	Won 1	D.28.07	Big West	32	4	Won 25	D.22.21
Columbia	1	0	Won 1	D.31.01	San Diego	8	3	Lost 1	D.5.18	Conference USA	1	1	Won 1	J.29.02
Creighton	0	1	Lost 1	N.30.11	San Diego Christian	9	0	Won 9	D.18.19	Great West	1	0	Won 1	J.10.12
East Carolina	1	0	Won 1	N.23.15	San Jose State	11	0	Won 11	F.25.22	Independents	6	0	Won 6	J.2.13
Eastern Illinois	1	0	Won 1	N.20.17	Santa Clara	1	0	Won 1	N.19.09	Ivy	1	1	Won 1	D.29.18
Eastern Washington	2	1	Won 1	D.20.03	Savannah State	1	0	Won 1	N.28.16	Mid-American	2	1	Won 2	D.20.14
Elon	1	0	Won 1	D.22.11	SMU	0	1	Lost 1	J.15.98	Mid-Eastern Athletic	5	0	Won 5	N.28.16
Florida Atlantic	2	0	Won 2	D.28.02	South Carolina State	1	0	Won 1	D.16.99	Missouri Valley	3	1	Won 2	D.3.17
Fresno State	8	5	Won 2	M.3.22	South Dakota State	2	0	Won 2	M.3.06	Mountain West	145	47	Won 7	M.3.22
Georgia Tech	1	0	Won 1	M.23.16	Southern California	1	2	Won 1	N.17.11	Northeast	3	0	Won 3	N.22.19
Gonzaga	1	0	Won 1	D.21.17	Southern Utah	2	0	Won 2	D.18.13	Ohio Valley	2	0	Won 2	N.25.19
Grand Canyon	1	1	Won 1	N.13.19	Stanford	0	1	Lost 1	D.16.97	Pac-12	10	12	Won 2	N.18.21
Hawai'i	3	0	Won 3	D.14.02	Tennessee State	1	0	Won 1	N.25.19	Patriot	2	0	Won 2	D.17.07
High Point	1	0	Won 1	J.2.00	Texas A&M-CC	1	0	Won 1	J.4.01	Southern	1	0	Won 1	D.22.11
Houston	1	0	Won 1	J.29.02	TCU	7	1	Won 7	F.4.12	Southland	5	0	Won 5	N.17.17
Illinois State	1	0	Won 1	N.13.15	Texas-El Paso	0	1	Lost 1	F.6.99	Southwestern Athletic	8	0	Won 8	N.5.19
Iowa State	1	0	Won 1	J.3.04	Texas Southern	3	0	Won 3	N.5.19	Summit	2	0	Won 2	M.16.16
IPFW	3	0	Won 3	M.16.16	Texas State	1	0	Won 1	N.26.97	Sun Belt	2	3	Won 1	N.20.21
Jackson State	1	0	Won 1	N.27.18	Texas Tech	0	1	Lost 1	J.6.03	West Coast	19	5	Lost 1	D.18.20
Kansas	0	1	Lost 1	D.22.15	Troy	0	1	Lost 1	N.30.03	Western Athletic	10	7	Won 1	N.13.19
Lafayette	1	0	Won 1	D.30.06	Tulsa	0	1	Lost 1	F.19.98	Division II	10	0	Won 10	D.8.18
Little Rock	0	1	Lost 1	N.21.15	UC Davis	1	0	Won 1	N.13.11	Division III	3	0	Won 3	D.30.11
LIU	1	0	Won 1	N.22.19	UC Irvine	1	0	Won 1	N.27.20	NAIA	15	0	Won 15	D.2.20
Long Beach State	4	1	Won 4	N.30.21	UC Riverside	8	0	Won 8	N.11.21	NCAA	1	0	Won 1	D.27.13
Loyola Marymount	4	0	Won 4	D.16.06	UC San Diego	10	0	Won 10	D.22.21					
McNeese	2	0	Won 2	N.17.17	UC Santa Barbara	6	1	Won 4	D.6.12	By Time Zone				
Monmouth	1	0	Won 1	N.22.04	UCLA	1	0	Won 1	N.25.20	Eastern	25	4	Won 1	N.22.19
Morgan State	1	0	Won 1	D.18.00	UMBC	1	0	Won 1	D.20.05	Central	33	8	Won 10	N.20.21
										Mountain	109	47	Won 3	F.15.22
										Pacific	136	28	Won 16	M.3.22





